



SAN ANTONIO SPURS

2012-13 MEDIA GUIDE

Fuel for your car.



And your tummy.



valero.com



Keeping America Moving

TABLE OF CONTENTS

Spurs Players	5-48	2011-12 NBA Standings	96
2012-13 Roster	7	2011-12 NBA Honor Roll	97
DeJuan Blair	8-9	2011-12 NBA Regular Season Leaders	98
Matt Bonner	10-12	2011-12 NBA Team Statistics	99
Nando De Colo	13	Spurs 2012 Playoff Stats	100
Boris Diaw	14-16	Spurs 2012 Playoff Game-by-Game	101
Tim Duncan	17-24	Spurs 2012 Playoff High Games	102
Manu Ginobili	25-30	Spurs 2012 Playoff Team Highs and Lows	103
Danny Green	31-32	2012 NBA Playoff Leaders	104
Stephen Jackson	33-36		
Cory Joseph	37	Spurs History	105-36
Kawhi Leonard	38-39	Spurs Won-Loss Record By Year	106
Patty Mills	40-41	All-Time Spurs Coaches	106
Gary Neal	42-43	Spurs Career Average Leaders	107
Tony Parker	44-49	Spurs All-Time Attendance	107
Tiago Splitter	50-51	Spurs All-Time Regular Season Leaders	108-09
Training Camp Invites	52	Spurs Leaders By Year	110-11
International Players	53-54	Spurs Regular Season Top Games	112
		Spurs Single Season Highs/Rookie Highs	113
Spurs Sports & Entertainment	55-86	Spurs NBA Honor Roll	114-15
Club Directory	56-57	Spurs Among League Leaders	116-17
Spurs Ownership Group	58	Spurs All-Time Draft History	118-19
Peter M. Holt	59	Key Dates in Spurs History	120-21
Rick Pych	60	Spurs All-Time Transactions	122-27
Gregg Popovich	61	Spurs All-Time Playoff Leaders	128-29
R.C. Buford/Scott Layden	62	Spurs All-Time Playoff Results	130-36
Spurs Basketball Staff	63-66		
Spurs Sports & Entertainment Executives	67-69	ABA History	137-48
Spurs Sports & Entertainment Staff	70-74	Spurs Year-by-Year Recaps	149-220
Spurs Broadcasting	75		
Silver Dancers	76	Former Spurs Statistics	221-60
Coyote	77	Spurs Franchise Records	261-74
Spurs in the Community	78-81		
San Antonio Silver Stars	82	The NBA	275-317
San Antonio Rampage	83	NBA Offices	276
Austin Toros	84	NBA Development League	277
AT&T Center	85	All-Time NBA Leaders	278-79
		Active NBA Leaders	280-81
2011-12 Season in Review	87-104	All-Time NBA Playoff Leaders	282-83
Spurs 2011-12 Regular Season Statistics	88	Active NBA Playoff Leaders	284-85
Spurs 2011-12 High Games	89	NBA Coaches Records	286
Spurs 2011-12 Game-by-Game	90	Spurs vs. NBA Teams	287-315
Spurs 2011-12 Miscellaneous Statistics	91	Spurs Media Outlets	316
Spurs 2011-12 Individual Highs and Lows	92	Spurs 2012-13 Schedule	317
Spurs 2011-12 Team Highs and Lows	93		
Spurs 2011-12 Regular Season Notes	94-95		

The 2012-13 San Antonio Spurs Media Guide was written and edited by Kris Davis with assistance from Mitch Heckart and Jeff Kezar. Photography by Clarke Evans and NBA Photos. A special thanks to Elias Sports Bureau for their assistance.

The information in this publication was compiled by the San Antonio Spurs and is provided as a courtesy to our fans and the media and may be used only for personal and editorial purposes. Any commercial use of this information is prohibited without the prior written consent of the San Antonio Spurs. All NBA and team insignia depicted in this guide are the property of NBA Properties, Inc. and the respective teams and may not be reproduced for commercial purposes without the prior written consent of NBA Properties, Inc.

© Copyright 2012 San Antonio Spurs.



SPURS
PLAYERS



KENS 5 SPORTS



David Flores

Vinnie Vinzetta

Joe Reinagel



www.kens5.com

KENS5
EYEWITNESS NEWS



Talk To Us

No.	Player	Pos.	Ht.	Wt.	DOB	Prior to NBA/Home Country	Yrs
45	DeJuan Blair	C/F	6-7	270	4/22/89	Pittsburgh/USA	3
15	Matt Bonner	F/C	6-10	235	4/5/80	Florida/USA	8
25	Nando De Colo	G	6-5	190	6/23/87	Valencia/France	R
33	Boris Diaw	F	6-8	235	4/16/82	Pau Orthez/France	9
21	Tim Duncan	F	6-11	255	4/25/76	Wake Forest/Virgin Islands	15
20	Manu Ginobili	G	6-6	205	7/28/77	Kinder Bologna/Argentina	10
4	Danny Green	G/F	6-6	210	6/22/87	North Carolina/USA	3
3	Stephen Jackson	G/F	6-8	220	4/5/78	Oak Hill Aca. (VA)	12
5	Cory Joseph	G	6-3	185	8/20/91	Texas/Canada	1
2	Kawhi Leonard	F	6-7	225	6/29/91	San Diego State/USA	1
8	Patrick Mills	G	6-0	185	8/11/88	St. Mary's (CA)/Australia	3
14	Gary Neal	G	6-4	210	10/3/84	Towson/USA	2
9	Tony Parker	G	6-2	185	5/17/82	Paris Racing/France	11
22	Tiago Splitter	F	6-11	240	1/1/85	Caja Laboral/Brazil	2

Head Coach: Gregg Popovich (Air Force Academy)

Assistant Coaches: Mike Budenholzer (Pomona) Chip Engelland (Duke)
 Brett Brown (Boston University) Chad Forcier (Seattle-Pacific)
 Ime Udoka (Portland State)

Head Athletic Trainer: Will Severing (Wisconsin-La Crosse)

Athletic Trainer Assistant: Dice Yamaguchi (Indiana State)

Dir. of Athletic Performance: Matt Herring (Southwest Texas)

HOW THE SPURS ROSTER WAS BUILT

THE NBA DRAFT

Tim Duncan	First round pick in 1997 NBA Draft, first overall selection
Manu Ginobili	Second round pick in 1999 NBA Draft, 57th overall selection
Tony Parker	First round pick in 2001 NBA Draft, 28th overall selection
Tiago Splitter	First round pick in 2007 NBA Draft, 28th overall selection
DeJuan Blair	Second round pick in 2009 NBA Draft, 37th overall selection
Nando De Colo	Second round pick in the 2009 NBA Draft, 53rd overall selection
Cory Joseph	First round pick in 2011 NBA Draft, 29th overall selection

FREE AGENTS

Gary Neal	Signed on 7/22/10
Danny Green	Signed on 3/6/11
Patty Mills	Signed on 3/27/12
Boris Diaw	Signed on 3/23/12

TRADES

Matt Bonner	Obtained from Milwaukee in exchange for Bruce Bowen, Fabricio Oberto and Kurt Thomas (6/23/09)
Kawhi Leonard	Obtained draft rights from Indiana - along with Davis Bertans and Erazem Lorbek - for George Hill (6/23/11)
Stephen Jackson	Obtained from the Golden State Warriors for Richard Jefferson, T.J. Ford and a protected first round pick (3/23/12)



DEJUAN BLAIR

HEIGHT 6-7 | **WEIGHT** 270 | **SEASON** Fourth
BIRTHDATE 4/22/89 | **BIRTHPLACE** Pittsburgh, PA
HIGH SCHOOL Schenley (Pittsburgh, PA) | **COLLEGE** Pittsburgh

**FORWARD/
CENTER**
45

SELECTED BY SAN ANTONIO IN THE SECOND ROUND
 OF THE 2009 NBA DRAFT, 37TH OVERALL PICK

2011-12: Appeared in 64 games, including 62 starts, averaging 9.5 points and 5.5 rebounds in 21.3 minutes ... shot .534 (269-504) from the floor and .613 (73-119) from the foul line ... ranked eighth in the NBA in field goal percentage ... scored in double figures 28 times, including 20-or-more points six times ... grabbed 10-or-more rebounds nine times ... led the team in scoring four times, rebounds 10 times and steals 13 times ... posted eight double-doubles ... tied a career-high with 28 points (12-21 FG, 4-4 FT) and to go along with 12 rebounds at Denver on 2/23 ... posted 22 points (10-19 FG, 2-2 FT), a season-high 13 rebounds and 2 steals at Golden State on 4/26 ... registered 22 points (8-17 FG, 6-8 FG) and 12 rebounds at Houston on 12/29/11 ... had 22 points (11-15 FG) and 11 rebounds at Oklahoma City on 3/16 ... finished with 23 points (9-14 FG, 5-5 FT) and 6 rebounds at New Orleans on 3/24 ... recorded 17 points and 10 rebounds vs. Utah on 12/31/11 ... had 13 points and 11 rebounds vs. Portland on 1/13/12 ... finished with 10 points and 10 rebounds vs. Denver on 1/7/12 ... tallied 20 points (10-15 FG) against Clippers on 12/28/11 ... registered two DNP – CDs vs. Utah on 4/8 and at LA Lakers on 4/17 ... appeared in 10 playoff games, averaging 3.7 points and 2.3 rebounds in 7.6 minutes ... shot .630 (17-27) from the field and .500 (3-6) from the free throw line ... recorded 10 points and 6 rebounds at Oklahoma City on 5/31 ... finished with 10 points, 7 rebounds and 2 assists vs. Utah on 5/2.

CAREER NOTES: Is in fourth season with the Spurs ... named to the 2009-10 All-Rookie Second Team ... in three NBA seasons, has appeared in 227 games, averaging 8.5 points and 6.4 rebounds in 20.2 minutes ... has appeared in 24 playoff games, averaging 3.8 points and 3.1 rebounds in 9.0 minutes ... has only missed three games in his first three seasons ... has 33 double-doubles in his three-year career, including two 20-20 games ... was selected to play in the Rookie Challenge at All-Star Weekend in 2010 and 2011 ... represented the Rookie team in 2010 finishing with 22 points and 23 rebounds ... posted a team-high 28 points and 15 rebounds for the Sophomore squad ... in his first NBA game posted a double-double with 14 points and 11 rebounds vs. New Orleans on October 28 ... became only third Spurs rookie, along with David Robinson and Tim Duncan to record a double-double in his debut with the team ... posted 28 points and grabbed 21 rebounds at Oklahoma City on January 13, 2010 becoming first NBA rookie since Tim Duncan in the 1997-98 season to post a 20-20 game ... recorded 27 points and a season-high 23 rebounds in the regular season finale at Dallas on April 14, 2010 ... became the first rookie since Joe Smith in 1995-96 to post two 20-20 games in the same season ... chosen to the 2012 USA Men's Select Team that participated in a training camp with Team USA prior to the 2012 Olympics.

2010-11: Appeared in 81 games, including 65 starts, averaging 8.3 points, 7.0 rebounds, 1.17 steals and 1.0 assist in 21.4 minutes ... shot .501 (292-583) from the field and .645 (90-137) from the free throw line ... scored in double figures 28 times, including two 20-plus games ... posted 17 double-doubles, with 12 of those coming after 1/1 ... led the team in scoring two times, rebounds 26 times, steals 22 times, and blocks 13 times ... was selected to play in the 2011 Rookie Challenge at All-Star Weekend ... posted a team-high 28 points and 15 rebounds for the Sophomore squad ... tied a career-high with 28 points (14-21 FG) while bringing down 11 rebounds in 36 minutes at Toronto on 2/9 ... finished with 22 points (11-16 FG) and 11 rebounds in 35 minutes vs. Toronto on 1/19 ... tallied 17 points (8-14 FG, 1-2 FT) and a season-high 15 rebounds in 32 minutes vs. L.A. Lakers on 12/28 ... recorded 16 points (7-10 FG), 12 rebounds, and tied a career-high with 4 steals in 26 minutes vs. Atlanta on 12/10 ... grabbed 14 rebounds in 25 minutes at Philadelphia on 2/11 ... notched 18 points (9-15 FG) and 12 rebounds in 29 minutes at Detroit on 2/8 ... tallied 14 points (6-12 FG, 2-2 FT), 12 rebounds, and 3 blocks 35 minutes vs. Houston on 1/29 ... posted 18 points (8-12 FG) and 13 rebounds in 42 minutes vs. New York on 1/21 ... registered 18 points (7-11 FG, 4-4 FT), 13 rebounds, and 4 assists in 30 minutes vs. Dallas on 1/14 ... diagnosed with sprained left wrist on 3/20 ... was inactive vs. Golden State on 3/21 ... appeared in four playoff games vs. Memphis, averaging 4.3 points and 3.3 rebounds in 12.5 minutes.

2009-10: Named to the All-Rookie Second Team ... only Spurs player to appear in all 82 games ... started 23 games, averaging 7.8 points and 6.4 rebounds in 18.2 minutes ... shot .556 (275-495) from the floor and .547 (88-161) from the free throw line ... among rookies ranked first in field goal percentage and second in rebounding ... logged eight double-doubles and two 20-20 games ... scored in double figures in 27 games, including three 20-plus games ... grabbed 10-plus rebounds 14 times and 20-plus rebounds twice ... led the team in scoring five times, rebounding 19 times, blocks 18 times and steals 13 times ... in his first NBA game posted a double-double with 14 points and 11 rebounds in 23 minutes vs. New Orleans on 10/28 ... became only third Spurs rookie, along with David Robinson and Tim Duncan to record a double-double in his debut with the team ... posted 28 points (11-17 FG) and grabbed 21 rebounds in 31 minutes at Oklahoma City on 1/13, becoming first NBA rookie since Tim Duncan in the 1997-98 season to post a 20-20 game ... recorded 27 points (12-21 FG, 3-4 FT), a season-high 23 rebounds, 4 assists and 3 steals in 37 minutes at Dallas on 4/14 ... became the first rookie since Joe Smith in 1995-96 to post two 20-20 games in the same season ... connected on his first nine FG attempts finishing with 20 points (9-11 FG, 2-3 FT), 6 rebounds and 2 steals in 24 minutes at Sacramento on 2/3 ... finished with 18 points (9-11 FG) and 11 rebounds in 22 minutes vs. Boston on 12/3 ... recorded 11 points and 16 rebounds in 31 minutes at Charlotte on 1/15 ... posted 14 points, 9 rebounds and a season-high 5 assists in 26 minutes vs. Golden State on 3/19 ... recorded 11 points, 10 rebounds and a season-high 3 blocks in 17 minutes vs. Philadelphia on 11/29 ... appeared in all 10 playoff games, averaging 3.7 points and 3.9 rebounds in 9.1 minutes ... shot .500 (16-32) from the field ... finished with 8 points and 8 rebounds in 18 minutes in Game 5 at Dallas on 4/27.

COLLEGE NOTES: Played two seasons at Pitt declaring for the draft following his sophomore season ... in 72 college games posted 35 double-doubles and grabbed 10-or-more rebounds 41 times ... the second player in Pitt history (along with Billy Knight) to post two career 20-point 20-rebound games ... as a sophomore he was named the Big East Co-Player of the Year (sharing the honors with Hasheem Thabeet) ... named a First Team All-American by AP, USBWA, NABC and others ... a finalist for both the Wooden Award and the Naismith Player of the Year Award ... an All-Big East First Team selection ... was the Big East Co-Rookie of the Year in 2007-08 ... earned All-Big East honorable mention honors ... named the Big East Rookie of the Week three times ... set Pitt freshman school records for most starts (36), rebounds (337) and FG made (168) ... the first freshman in Pitt history to finish with 400-plus points and 300-plus rebounds.

PERSONAL: Grew up less than 600 yards from the Pitt campus ... led Schenley High School to the 2007 PIAA Class 4A state championship ... his brother, Greg, was one of his teammates ... in four seasons at Schenley his teams posted a 103-16 record including a perfect 57-0 against Pittsburgh City League teams ... named the Pittsburgh City Player of the Year three times ... twice named the Pennsylvania Player of the Year ... both his mother and father played high school basketball in Pittsburgh ... father Greg played and graduated from Schenley in 1991 and his mother, Shari averaged 20 points and 20 rebounds at Serra Catholic in the 1980s.

NBA REGULAR SEASON STATISTICS

Year	TEAM	G	MIN	FGM-FGA	PCT	FTM-FTA	FT%	FG3-FG3APCT	OFF-DEF-TOT	R/G	AST	A/G	PF	DQ	STL	BLK	PTS	AVG
09-10	SA	82	1494	275-495	.556	88-161	.547	0-2 .000	200-326-526	6.4	65	0.8	224	2	50	39	638	7.8
10-11	SA	81	1734	292-583	.501	90-137	.657	0-2 .000	215-350-565	7.0	77	0.9	213	0	95	42	674	8.3
11-12	SA	64	1362	836-1582	.528	73-119	.613	0-1 .000	154-197-351	5.5	78	1.2	168	0	59	12	611	9.5
TOTALS		227	4591	836-1582	.528	251-417	.602	0-5 .000	569-873-1442	6.4	220	1.0	605	2	204	93	1923	8.5

NBA PLAYOFF STATISTICS

Year	TEAM	G	MIN	FGM-FGA	PCT	FTM-FTA	FT%	FG3-FG3APCT	OFF-DEF-TOT	R/G	AST	A/G	PF	DQ	STL	BLK	PTS	AVG
09-10	SA	10	91	16-32	.500	5-9	.556	0-0 ---	19-20-39	3.9	5	0.5	18	0	5	4	37	3.7
10-11	SA	4	50	7-21	.333	3-5	.600	0-0 ---	9-4-13	3.3	2	0.5	6	0	0	1	17	4.3
11-12	SA	10	76	17-27	.630	3-6	.500	0-0 ---	7-16-23	2.3	2	0.2	10	0	3	1	37	3.7
TOTALS		24	217	40-80	.500	11-20	.550	0-0 ---	35-40-75	3.1	9	0.4	34	0	8	6	91	3.8

CAREER HIGHS

	REGULAR SEASON HIGHS	PLAYOFF HIGHS
MINUTES	42, vs. New York, 1/21/11	23, vs. Utah, 5/2/12
POINTS	28, three times: latest, at Denver, 2/23/12	10, twice, latest at Oklahoma City, 5/31/12
REBOUNDS	23, at Dallas, 4/14/10	8, at Dallas, 4/27/10
ASSISTS	5, vs. Golden State, 3/19/10	2, twice, latest vs. Utah, 5/2/12
STEALS	4, three times: latest vs. Houston, 2/1/12	3, at Phoenix, 5/5/10
BLOCKS	3, four times: latest, vs. Charlotte, 3/19/11	1, six times: latest at Oklahoma City, 6/2/12



MATT BONNER

HEIGHT 6-10 | **WEIGHT** 235 | **SEASON** Ninth
BIRTHDATE 4/5/80 | **BIRTHPLACE** Concord, NH
HIGH SCHOOL Concord (Concord, NH) | **COLLEGE** Florida

**FORWARD/
CENTER**
15

SELECTED BY CHICAGO IN THE SECOND ROUND
OF THE 2003 NBA DRAFT, 45TH OVERALL PICK

OBTAINED FROM TORONTO – ALONG WITH ERIC WILLIAMS AND A 2009
SECOND ROUND PICK – IN EXCHANGE FOR RASHO NESTEROVIC, 6/21/06

2011-12: Appeared in 65 games, starting in two games, averaging 6.6 points and 3.3 rebounds in 20.4 minutes ... shot .440 (154-350) from the floor, .420 (105-250) from three-point territory and .762 (16-21) from the foul line ... ranked 12th in 3FG percentage ... scored in double figures 17 times, including 20-or-more once and recorded 10 rebounds-or-more twice ... led the team in scoring three times, rebounds four times, blocks three times and steals twice ... recorded a season-high 20 points (6-8 FG, 5-6 3FG, 3-3 FT) at Utah on 2/20/12 ... finished with a 17 points (6-10 FG, 5-9 3FG) and 6 rebounds vs. Dallas 1/5/12 ... tallied 17 points (6-10 FG, 5-7 3FG) and grabbed 3 rebounds vs. Atlanta on 1/25 ... posted 16 points (5-12 FG, 4-11 3FG, 2-2 FT) and 5 rebounds at Houston on 1/21/12 ... finished 15 points (5-10 FG, 5-9 3FG), 3 rebounds and 1 block at Memphis on 1/30 ... had 8 points and season-high 10 rebounds vs. Houston on 2/1 ... connected on three three-pointer's vs. L.A. Lakers on 4/11 to surpass Michael Finley (490 3FGM) and move into fourth place on the Spurs all-time 3-PT FG made ... list was inactive vs. Minnesota 3/21 due to back spasms ... appeared in 13 playoff games, averaging 2.4 points and 1.9 rebounds in 12.7 minutes ... registered 9 points and 4 rebounds in 20 minutes vs. Utah on 4/29.

CAREER NOTES: Is in his ninth NBA season, his seventh with the Spurs ... spent two seasons with the Toronto Raptors ... led the NBA in three-point shooting in 2010-11 with a .457 (105-230) mark from beyond the arc ... among Spurs all-time leaders ranks fourth in three-point field goals made (500) and sixth in three-point FG% (.413, 500-1,210) ... in his eight-year NBA career has appeared in 561 regular season games, averaging 6.8 points and 3.5 rebounds in 19.0 minutes ... has a career mark of .415 (641-1,545) from three-point land ... has appeared in 45 playoff games, averaging 3.2 points and 2.2 rebounds in 13.2 minutes. ... during the 2003-04 season played for Sicilia in the Italian A1 League ... averaged 19.2 points and 9.3 rebounds ... ranked seventh in the league in both scoring and rebounding.

CAREER TRANSACTIONS: Selected by the Bulls in the second round (45th overall pick) of the 2003 NBA Draft ... draft rights traded by the Bulls to the Raptors in exchange for a future second round pick (6/26/03) ... traded by the Raptors to the Spurs – along with Eric Williams and a 2009 second round pick – in exchange for Rasho Nesterovic (6/21/06) ... re-signed by the Spurs (7/12/07).

2010-11: Appeared in 66 games, including one start, averaging 7.3 points and 3.6 rebounds in 21.7 minutes ... shot .464 (172-371) from the field, .457 (105-230) from the three-point line and .744 (32-43) from the free throw line ... led the NBA in three-point field goal percentage ... scored in double figures 21 times, including one 20-plus game ... posted one double-double ... led the team in rebounds five times, steals five times, and blocks six times ... scored a season-high 21 points shooting a career-high 7-for-7 from beyond the arc in 25 minutes at Oklahoma City on 11/14, making him the third non-starter in league history to make at least seven three-pointers in a game without a miss ... registered 16 points (6-10 FG, 3-4 3FG), a season-high 11 rebounds, and 4 assists in 24 minutes vs. Phoenix on 4/3 ... tallied 18 points (6-7 3FG) and 5 rebounds in 24 minutes vs. Miami on 3/4 ... notched 13 points (5-8 FG, 3-6 3FG), 6 rebounds, and 3 assists in 20 minutes at Cleveland on 3/2 ... finished with 17 points (7-12 FG, 3-5 3FG) at Milwaukee in 31 minutes on 1/12 ... tallied 11 points and 9 rebounds in 24 minutes vs. Minnesota on 1/9 ... recorded 15 points (4-4 3FG) and 7 rebounds in a season-high 36 minutes vs. Orlando on 11/22 ... diagnosed with Grade 2 right ankle sprain on 10/28 ... inactive for six

games (10/30-11/10) ... missed 10 games (1/16-2/4) due to sore right knee ... appeared in all six playoff games vs. Memphis, averaging 6.3 points and 3.2 rebounds in 20.5 minutes ... finished with 12 points (2-4 FG, 2-4 3FG, 6-6 FT) and 3 rebounds in 24 minutes vs. Memphis on 4/17.

2009-10: Saw action in 65 games, including eight starts, averaging 7.0 points, 3.3 rebounds and 1.0 assists in 17.9 minutes ... shot .446 (166-372) from the floor, .390 (90-231) from the three-point line and .729 (35-48) from the free throw line ... scored in double figures 19 times, including three 20-plus games ... led the team in scoring twice, rebounding twice, steals eight times and blocks 11 times ... finished with a career-high 28 points (10-14 FG, 4-7 3FG, 4-7 FT), 8 rebounds and 3 assists in 32 minutes at Utah on 12/7 ... posted his only double-double of the season with 11 points and a season-high 10 rebounds in 25 minutes at Dallas on 11/18 ... scored 23 points while tying a career-high with six three-point field goals made in 25 minutes vs. Milwaukee on 11/23 ... posted 21 points (8-9 FG, 5-6 3FG) in 22 minutes vs. L.A. Clippers on 3/13 ... tallied 18 points (7-16 FG, 4-8 3 FG) in 34 minutes vs. Toronto on 11/9 ... posted 19 points (6-13 FG, 6-10 3FG), 4 rebounds and 2 blocks in 34 minutes vs. Memphis on 4/9 ... recorded 15 points (4-9 FG, 2-6 3FG) and 6 rebounds in 30 minutes vs. Orlando on 4/2 ... missed 15 games due to broken fourth metacarpal in his right hand suffered vs. IND on 12/19 ... registered two DNP-CD's ... saw action in all 10 playoff games, averaging 5.0 points and 1.5 rebounds in 17.3 minutes ... finished with a playoff career-high 14 points (5-6 FG, 2-3 3FG, 2-2 FT) in Game 4 vs. Phoenix on 5/9.

2008-09: Appeared in 81 games with 67 starts, averaged 8.2 points, 4.8 rebounds and 1.0 assists in 23.8 minutes per night ... shot .496 (266-536) from the field, .440 (118-268) from behind the arc and .739 (17-23) from the free throw line ... ranked eighth in the NBA in 3PT-FG% ... scored in double figures 31 times, including three 20-plus games ... grabbed 10-or-more rebounds three times ... led the team in scoring twice, rebounding three times, steals 13 times and blocks nine times ... set new career-highs in minutes, points, assists, field goals made and attempted and three-pointers made and attempted ... had a strong February, averaged 10.8 points and 6.1 rebounds in 11 games ... tallied a season-high 23 points (10-17 FG, 3-6 3PT-FG), 8 rebounds, 2 assists and 2 blocks in a season-high 36:28 minutes at Boston on 2/8 ... had 22 points (8-10 FG, 4-5 3PT-FG, 2-2 FT) and 5 rebounds in 26:24 minutes at New Jersey on 2/10 ... posted his only double-double of the season with 12 points and 11 rebounds in 29:08 minutes at Chicago on 1/17 ... posted 17 points (6-7 FG, 3-4 3PT-FG, 2-2 FT), 5 rebounds and 2 steals at Houston on 11/29 ... finished with 9 points and a season-high 13 rebounds vs. Atlanta on 12/10 ... finished with 20 points while knocking down a career-high six three-pointers in 32:14 minutes at Utah on 1/27 ... recorded a DNP-CD (11/12) ... started all five playoff games, averaged 3.0 points and 3.2 rebounds in 20.0 minutes ... shot .217 (5-23) from the field, .231 (3-13) from three-point range and 1.000 (2-2) from the foul line ... recorded playoff-highs with 11 points and 7 rebounds in Game 2 vs. Dallas on 4/20.

2007-08: Appeared in 68 games ... averaged 4.8 points and 2.8 rebounds in 12.5 minutes ... shot .416 (121-291) from the field, .336 (46-137) from three-point land and .864 (38-44) from the line ... started three games ... averaged 12.7 points and 8.0 rebounds in 29.3 minutes as a starter ... scored in double figures 13 times ... posted two double-doubles ... in his second start of the season finished with a career-high 25 points (9-16 FG, 3-4 3PT-FG, 4-4 FT) and a career-best 17 rebounds in a career-high 39:15 minutes at Golden State on 12/11 ... had 10 points and 10 rebounds vs. Toronto on 12/28 ... scored 18 points (5-8 FG, 3-5 3PT-FG, 5-5 FT) in 23:16 minutes vs. Memphis on 12/30 ... registered 14 DNP-CDs ... in the 2008 Playoffs appeared in two games ... averaged 2.0 points and 1.0 rebounds in 4.5 minutes.

2006-07: Averaged 4.9 points and 2.8 rebounds in 11.7 minutes in 56 games ... shot .447 (106-237) from the field, .383 (36-94) from three-point land and .711 (27-38) from the line ... scored in double-figures nine times ... finished with a season-high 18 points (7-10 FG, 2-4 3PT-FG, 2-3 FT) in 25:00 minutes vs. Minnesota on 4/13 ... posted one double-double: had 10 points and 10 rebounds in 23:47 minutes vs. Memphis on 4/16 ... logged 10 DNP-CDs ... missed 15 games after suffering a torn left medial collateral ligament vs. Washington on 1/15 ... missed one game due to the stomach flu (12/26) ... appeared in nine of the Spurs 20 playoff games ... averaged 0.8 points in 2.8 minutes ... made his playoff debut vs. Denver on 4/22 ... had 5 points in 9:44 minutes in Game 5 vs. Utah on 5/30.

2005-06: Averaged 7.5 points and 3.6 rebounds in 21.9 minutes in 78 games ... shot .448 (209-467) from the field, .420 (102-243) from three-point land and .829 (63-76) from the line ... ranked 12th in the NBA in three-point percentage ... scored in double figures 30 times ... posted two double-doubles:

had a season-high 16 points and a season-best 13 rebounds vs. Boston on 4/4 and finished with 10 points and 12 boards vs. Minnesota on 3/11 ... tied his career-high hitting five three-pointers (5-of-6 from downtown) to finish with 15 points vs. Boston on 3/5 ... had 15 points, 8 rebounds and a career-high 4 steals in 30:38 minutes vs. Utah on 11/11 ... had 15 points (6-9 FG, 3-5 3PT-FG) in a season-high 37:20 minutes at Cleveland on 3/7 ... in his first career start had 10 points vs. Philadelphia on 11/16 ... in six games in April averaged 12.2 points and 6.5 rebounds in 30.2 minutes before suffering a sprained left ankle at Orlando on 4/12 ... the injury caused him to miss the final four games of the season.

2004–05: Appeared in all 82 games ... averaged 7.2 points and 3.5 rebounds in 18.9 minutes ... shot .533 (247-463) from the field, .424 (39-92) from three-point land and .789 (56-71) from the line ... led all NBA rookies in 3PT-FG percentage and ranked second in FG percentage ... he and Morris Peterson were the only Raptors to play in all 82 games ... scored in double figures 25 times ... scored a season-high 21 points (8-9 FG, 5-6 3PT-FG) vs. Atlanta on 3/11 ... had 18 points (6-7 FG, 4-4 3PT-FG, 2-2 FT) and 7 boards in a season-high 38 minutes at New Orleans on 3/6 ... finished with 17 points and 6 rebounds in 28 minutes at Cleveland on 12/4.

COLLEGE NOTES: Averaged 12.0 points and 5.9 rebounds in 131 games at the University of Florida ... is the only Gator to record 1,500 points, 750 rebounds and 150 three-pointers ... earned Associated Press honorable mention All-American honors as a junior and senior ... as a senior was named to the All-Southeastern Conference First Team and was runner-up for SEC Player of the Year ... averaged 15.2 points and 6.1 rebounds in 33 games while leading the conference in 3PT-FG percentage (with a .474 mark) ... as a junior earned All-SEC Second Team honors ... ranked 10th in the conference in scoring (15.6) and seventh in rebounds (7.2) ... was a three-time All-SEC Academic selection and earned Verizon Academic All-American of the Year honors for basketball in each of his final two seasons (the first basketball player in Florida history to win the award).

PERSONAL: He and his wife, Nadia, were married in the summer of 2008 ... the couple has two children: a daughter, Evangeline-Vesper, and a son ... was his high school valedictorian ... majored in business administration ... earned the nickname "The Red Rocket" while with the Raptors (after Toronto's transit system as he did not have a car and instead relied on public transit)... now drives a white Pontiac Grand Prix ... only the second player from New Hampshire to appear in an NBA game (Jeff Cross, who appeared in 21 games with the L.A. Clippers in 1985–86, was the first from the Granite State to play in the NBA) ... is an X-Files enthusiast ... an avid cribbage player ... loves sandwiches ... during the 2009-10 season had a blog on spurs.com entitled "The Search for the Hoagie Grail," chronicling his travels to sandwich shops in each NBA city in search for the best sandwich.

NBA REGULAR SEASON STATISTICS

Year	TEAM	G	MINS	FGM-FGA	PCT	FTM-FTA	FT%	FG3-FG3APCT	OFF-DEF-TOT	R/G	AST	A/G	PF	DQ	STL	BLK	PTS	AVG	
04-05	TOR	82	1553	247-463	.533	56-71	.789	39-92	.424	108-177-285	3.5	48	0.6	220	1	39	19	589	7.2
05-06	TOR	78	1710	209-467	.448	63-76	.829	102-243	.420	86-198-284	3.6	56	0.7	216	2	49	31	583	7.5
06-07	SA	56	653	106-237	.447	27-38	.711	36-94	.383	64-92-156	2.8	22	0.4	67	1	17	11	275	4.9
07-08	SA	68	853	121-291	.416	38-44	.864	46-137	.336	53-139-192	2.8	32	0.5	111	0	14	17	326	4.8
08-09	SA	81	1928	266-536	.496	17-23	.739	118-268	.440	97-289-386	4.8	82	1.0	190	1	47	26	667	8.2
09-10	SA	65	1161	166-372	.446	35-48	.729	90-231	.390	52-162-214	3.3	68	1.0	109	1	30	24	457	7.0
10-11	SA	66	1432	172-371	.464	32-43	.744	105-230	.457	60-17-239	3.6	60	0.9	110	0	26	21	481	7.3
11-12	SA	65	1326	154-350	.440	16-21	.762	105-250	.420	29-185-214	3-3	61	0.9	68	0	15	21	429	6.6
TOTALS		561	10,616	1441-3087	.467	284-364	.780	641-1545	.415	549-1421-1970	3.5	429	0.8	1,091	6	237	170	3807	6.8

NBA PLAYOFF STATISTICS

Year	TEAM	G	MINS	FGM-FGA	PCT	FTM-FTA	FT%	FG3-FG3APCT	OFF-DEF-TOT	R/G	AST	A/G	PF	DQ	STL	BLK	PTS	AVG	
06-07	SA	9	25	2-7	.286	2-2	1.000	1-4	.250	2-1-3	0.3	0	0.0	6	0	2	0	7	0.8
07-08	SA	2	9	2-3	.667	0-0	---	0-0	---	0-2-2	1.0	2	1.0	0	0	0	4	2.0	
08-09	SA	5	100	5-23	.217	2-2	1.000	3-13	.231	6-10-16	3.2	0	0.0	10	0	3	2	15	3.0
09-10	SA	10	173	19-44	.432	2-2	1.000	10-27	.370	7-25-32	3.2	4	0.4	22	0	1	3	50	5.0
10-11	SA	6	123	12-25	.480	8-10	.800	6-18	.333	7-12-19	3.2	2	0.3	18	0	1	1	38	6.3
11-12	SA	13	165	10-32	.313	3-5	.600	8-23	.348	2-23-25	1.9	9	0.7	24	0	2	4	31	2.4
TOTALS		45	1191	50-134	.373	17-21	.810	28-85	.329	24-73-97	2.2	17	0.4	80	0	9	10	145	3.2

CAREER HIGHS

	REGULAR SEASON HIGHS	PLAYOFF HIGHS
MINUTES	39, twice: latest at Atlanta, 3/25/09	30, vs. Phoenix, 5/9/10
POINTS	28, at Utah, 12/7/09	14, vs. Phoenix, 5/9/10
REBOUNDS	17, at Golden State, 12/11/07	7, twice: latest vs. Dallas, 4/29/10
ASSISTS	5, twice: latest vs. Dallas, 3/23/12	2, twice: latest vs. Oklahoma City, 5/27/12
STEALS	4, twice: latest at Boston, 11/18/05	2, at Dallas, 4/23/09
BLOCKS	3, twice: latest at Denver, 1/10/07	2, twice: latest at Utah, 5/5/12

NANDO DE COLO

HEIGHT 6-5 | **WEIGHT** 190 | **SEASON** Rookie
BIRTHDATE 6/23/87 | **BIRTHPLACE** Sainte-Catherine-lès-Arras, France



SELECTED BY SAN ANTONIO IN THE SECOND ROUND 53RD OVERALL
PICK IN THE 2009 NBA DRAFT

GUARD
25

2011-12: Appeared in 41 Spanish ACB League games for Valencia, averaging a team-best 13.1 points, 3.0 rebounds, 2.9 assists and 1.5 steals in 26.6 minutes ... shot .462 from the field, .360 from three-point range and .864 from the foul line ... helped guide Valencia to the Finals of the Eurocup ... saw action in 16 Eurocup games, averaging 11.3 points, 3.7 assists, 2.0 rebounds and 1.6 steals in 24.4 minutes per game ... shot .467 (42-90) from the field, .379 (22-58) from beyond the arc and .861 (31-36) from the foul line.

CAREER NOTES: Is in his first season with the Spurs ... spent the last three seasons playing for Valencia in the Spanish ACB League ... helped lead Valencia to the 2010 Eurocup Championship and to the ACB playoffs in each of his three seasons with the club, including the 2011 ACB Finals ... in three seasons with Valencia, appeared in 106 Spanish ACB League games, averaging 12.5 points, 2.7 rebounds, 2.5 assists and 1.2 steals ... in two Eurocup appearances, he averaged 12.7 points, 3.1 rebounds, 3.1 assists and 1.5 steals in 32 games ... was named to the 2010 All-Eurocup First Team ... made his pro debut in 2006 with Cholet Basket in the French ProA League ... spent three seasons with Cholet, averaging 12.5 points, 3.0 rebounds, 3.0 assists and 1.3 steals in 83 games ... won the 2008 Semaine D'AS with Cholet Basket and was named the 2008 Semaine D'As MVP ... named a ProA League All-Star in 2008 and was selected to the FIBA Eurocup All-Star Team in 2008 ... named the 2008 French All-Star Game MVP ... has played for the French National Team since 2008 ... in the 2011 European Championship, he averaged 6.5 points, 2.1 rebounds and 1.1 steals in 11 games to help France capture the Silver medal and qualify for the 2012 Olympics ... saw action in six games in the 2012 Olympic Tournament, averaging 7.0 points, 2.7 rebounds and 2.3 assists in 21.2 minutes ... represented France in the 2009 European Championship and 2010 World Championship ... represented France at the 2007 European U-20 Championship.

2010-11: Spent the season playing for Power Electronics Valencia in the Spanish ACB League ... averaged 10.7 points, 2.3 rebounds and 2.1 assists in 32 games ... saw action in 19 Euroleague games, averaging 10.1 points, 2.7 rebounds and 1.6 assists ... helped lead Valencia to an appearance in the 2011 Spanish ACB Supercup Finals.

2009-10: Guided Valencia to the 2010 EuroCup Championship, averaging 14.1 points, 4.2 rebounds and 2.4 assists in 29.5 minutes in 16 games ... was named to the 2010 All-Eurocup First Team.



BORIS DIAW

HEIGHT 6-8 | **WEIGHT** 235 | **SEASON** Tenth

BIRTHDATE 4/16/82 | **BIRTHPLACE** Corneille-en-Parisis, France

FORWARD

33

SELECTED BY ATLANTA IN THE FIRST ROUND WITH THE 21ST OVERALL PICK IN THE 2003 NBA DRAFT

SIGNED BY SAN ANTONIO ON 3/23/12

2011-12: Appeared in 57 games, starting in 35 games, with Charlotte and San Antonio, averaging 6.4 points, 4.9 rebounds and 3.6 assists in 25.0 minutes ... saw action in 20 games with the Silver and Black, averaging 4.7 points, 4.3 rebounds and 2.4 assists in 20.3 minutes while shooting .588 (40-68) from the floor and .615 (8-13) from three point distance ... led the Spurs in rebounds twice, assists once, steals twice and blocks once ... for the season shot .444 (156-351) from the floor, .313 (31-99) from downtown and .629 (22-35) from the foul line ... scored in double figures 11 times, including 20-or-more twice ... posted three double-doubles ... scored a season-high 27 points (12-15 FG, 3-3 3FG) to go along with 6 assists and 3 rebounds at New York on 1/4/12 ... tied a career-high by grabbing 16 rebounds while scoring 16 points vs. Miami on 12/28/11 ... recorded 21 points (7-11 FG, 10-2 3FG, 6-10 FT), 10 assists and 3 rebounds vs. Washington on 1/28 ... posted 19 points (8-12 FG, 3-5 3FG), 10 rebounds and 7 assists at New York on 1/9 ... finished with 6 points, 9 assists and 6 rebounds at Cleveland on 4/3 ... registered two DNP – CD's ... started in all 14 playoff games, averaging 6.2 points, 5.2 rebounds and 2.5 assists in 24.7 minutes ... shot .514 (36-70) from the floor, .500 (9-18) from the three-point distance and .750 (6-8) from the charity stripe ... ranked fourth in three-point FG% during the postseason ... posted 16 points, 4 rebounds and 4 assists vs. LAC on 5/17 ... registered 7 points, a playoff career-high 12 rebounds, 5 assists and a playoff career-high 3 steals vs. LAC on 5/15.

CAREER NOTES: Is in his 10th NBA season, his second with the Spurs ... San Antonio is his fourth NBA team ... has also spent time with the Hawks, Suns and Bobcats ... won the 2006 Most Improved Player Award, after averaging 13.3 points, 6.9 rebounds and 6.2 assists in 35.5 minutes over 81 games in his first season with the Suns ... has appeared in 680 career games, averaging 9.5 points, 4.9 rebounds and 4.0 assists in 30.1 minutes ... has posted six triple-doubles during his career ... has seen action in has appeared in a total of 52 playoff games, averaging 12.3 points, 5.5 rebounds and 4.0 assists in 32.5 minutes ... member of the France Senior National Team since 2003 ... competed in the European Championships in 2003 and 2005 ... named captain of the French National Team and led his club to a fifth-place finish at the 2006 FIBA World Championship in Japan while averaging 11.9 points, 6.0 rebounds and 2.4 assists in nine games ... averaged 9.3 points, 5.8 rebounds and 1.2 assists for the French National Team at the 2007 European Championship ... helped lead France to a second place finish in the 2011 European Championship, earning a spot in the 2012 Olympics ... guided France to the second round of the 2012 Olympics in London, averaging 7.7 points, 6.0 rebounds and 4.3 assists 28.8 minutes in six games ... began his professional career in France playing Pau Orthez from 2000-03.

CAREER TRANSACTIONS: Selected by the Hawks in the first round (21st overall pick) of the 2003 NBA Draft ... traded to Phoenix along with two lottery-protected first-round draft picks for Joe Johnson (8/19/05) ... acquired by the Bobcats along with Raja Bell and Sean Singletary from the Phoenix Suns in exchange for Jason Richardson and Jared Dudley (12/10/08) ... signed by San Antonio (3/23/12) ... re-signed with the Spurs (7/12/12).

2010-11: Started all 82 games for the Bobcats, averaging 11.3 points, 5.0 rebounds and 4.1 assists in 33.9 minutes ... shot .492 from the field (381-774), .345 from beyond the three-point line (78-226) and .683 from the free-throw line (84-123) ... scored in double figures on 51 occasions, including nine games of 20 points or more ... recorded five games with double-figure rebounds, tallying seven double-doubles ... led the team in scoring seven times, rebounding 12 times, assists 20 times, steals 15 times and blocks 12 times ... recorded the sixth triple-double of his career and the second in Bobcats history tallying 25 points, 11 rebounds and 11 assists on 1/17 at Philadelphia ... grabbed

a career-high 16 rebounds on 12/3 vs. New Jersey ... tied a career-high with four steals on 2/22 vs. Toronto... became the Bobcats franchise record holder for consecutive games played and consecutive games started (223 each)

2009-10: The only Bobcats player to appear in all 82 games, starting each game ... averaged 11.3 points, 5.2 rebounds and 4.0 assists in 35.4 minutes... shot .483 from the field (373-773), .320 from beyond the three-point line (66-206) and .769 from the free-throw line (113-147) ... scored in double figures on 48 occasions, including eight games of 20 points or more ... recorded seven games with double-figure rebounds, tallying five double-doubles...led the team in scoring eight times, rebounding nine times, assists 25 times, steals 13 times and blocks 18 times ... scored in double figures in 29 of the season's final 34 games, averaging 12.7 points, 5.9 rebounds and 4.4 assists during the stretch ... came within one rebound and one assist of a triple-double with 17 points, 9 rebounds and 9 assists on 4/6 vs. Atlanta ... in four playoff games against Orlando, averaged 7.5 points, 5.0, rebounds and 4.0 assists in 38.0 minutes.

2008-09: Acquired by the Bobcats along with Raja Bell and Sean Singletary from the Phoenix Suns on 12/10, in exchange for Jason Richardson and Jared Dudley ... averaged 13.2 points, 5.3 rebounds, 4.1 assists, 0.8 steals and 0.7 blocks in 34.0 minutes in 81 total games ... in 59 games in Charlotte, averaged 15.1 points, 5.9 rebounds, 4.9 assists, 0.9 steals and 0.8 blocks in 37.6 minutes ... ranked 19th in the NBA in field goal percentage (.507) ... scored in double figures in 21 straight games from 1/23-3/7, the longest streak of his career ... scored in double figures 48 times with Charlotte, including 13 games with 20 points or more ... finished with a season-high 30 points on 3/20 at Toronto ... recorded double-figure rebounds on seven occasions and double-figure assists twice, tallying eight double-doubles ... led or tied for the Bobcats team lead in scoring 10 times, in assists 15 times, in rebounds seven times, in steals 10 times and in blocked shots eight times... made 75 three-point field goals on the season, besting his career total of 51 through his first five NBA seasons ... recorded a career-high 7 blocked shots on 2/11 vs. Washington ... tied a career high with 4 steals on 2/27 at Golden State.

2007-08: Appeared in all 82 games, averaged 8.8 points, 4.6 rebounds and 3.9 assists in 28.1 minutes for Phoenix ... scored in double figures 31 times, including two 20-point efforts... posted four double-doubles (three pts/rebs, one pts/asts) and had seven double-digit rebounding efforts ... as a reserve averaged 7.9 points, 4.3 rebounds and 3.5 assists in 62 appearances compared to 11.9 points, 5.7 rebounds and 5.0 assists as a starter ... averaged 14.6 points, 5.6 rebounds and 4.6 assists in 35.6 minutes in five playoff games.

2006-07: Played in 73 games for the Suns, averaging 9.7 points, 4.8 assists and 4.3 rebounds in 31.1 minutes ... shot a career-high .538 from the field (305-569) ... recorded a triple-double with 21 points, 14 rebounds and 10 assists on 12/15 vs. Golden State ... scored in double figures 36 times, including two 20-point efforts ... had five double-figure assists games and three double-figure rebound games ... averaged 6.6 points, 3.2 rebounds and 3.0 assists in 23.5 minutes in 10 playoff games.

2005-06: Named NBA Most Improved Player in his first season with Phoenix ... averaged 13.3 points, 6.9 rebounds and 6.2 assists in 35.5 minutes in 81 games ... ranked 17th in the NBA in assists ... was one of only three NBA players (LeBron James, Jason Kidd) to average at least 6-plus rebounds and 6-plus assists ... tallied four triple-doubles – 1/31 at Philadelphia (14 points, 11 rebounds and 13 assists), 3/5 at New Orleans (24 points, 10 rebounds and 10 assists), 4/14 at Golden State (11 points, 11 rebounds and 16 assists) and 4/16 vs. L.A. Lakers (11 points, 10 rebounds, and 10 assists) ... his 16 assists at Golden State marked a career-high... scored in double figures 61 times and reached 20-plus points 11 times, including a career-high 31 points on 12/26 at Minnesota ... recorded 18 double-figure rebound games and nine double-figure assist games ... averaged 18.7 points, 6.7 rebounds and 5.2 assists in 39.8 minutes in 20 playoff games.

2004-05: Played in 66 games for Atlanta, averaging 4.8 points, 2.6 rebounds and 2.3 assists in 18.2 minutes ... scored in double figures nine times, including a season-high 20-point outing on 4/17 at New York.

2003-04: Appeared in 76 games for the Hawks as a rookie, averaging 4.5 points, 4.5 rebounds and 2.4 assists in 25.3 minutes... scored in double figures six times and recorded double-figure rebounds on four occasions, posting one double-double – a 13-point, 12-rebound effort on 4/14 at Boston.

PERSONAL: Full name is Boris Babacar Diaw-Riffiod ... the son of Issa Diaw, a lawyer in Dakar, Senegal, and Elisabeth Riffiod, who played 13 years and 247 international matches for the French National Team ... according to the Suproleague Yearbook, a basketball publication in France, his mother is considered to be the best center in French women's basketball history, while his father is a former Senegalese high jump champion ... he has two brothers, Martin, who played in the French B (second league) at Golbey-Epinal, and younger half-brother Papa "Paco" who previously played guard at Georgia Tech ... created a not-for-profit organization in 2005 (Babac'Ards) to help young Senegalese children become productive citizens with a focus on education and basketball ... Babac'Ards is named after his Senegalese middle name, Babacar, and a few letters standing for: Association to Realize Development based on international Solidarity ... annually holds a basketball camp in Dakar, Senegal ... joined fellow French NBA players, including Mickael Pietrus, Ronny Turiaf and Yakouba Diawara, at Basketball Without Borders Europe in Paris, France ... participated in the 2006 Basketball Without Borders Africa in Johannesburg, South Africa at the America International School of Johannesburg, where he helped teach awareness of AIDS and the importance of education.

NBA REGULAR SEASON STATISTICS

Year	TEAM	G	MIN	FGM-FGA	PCT	FG3-FG3A	FT%	FTM-FTA	PCT	OFF-DEF-TOT	R/G	AST	AG	PF	DQ	STL	BLK	PTS	AVG
03-04	ATL	76	1919	140-313	.447	56-93	.602	6-26	.231	111-231-342	4.5	182	2.4	191	2	59	37	342	4.5
04-05	ATL	66	1201	124-294	.422	57-77	.740	9-50	.180	54-116-170	2.6	149	2.3	123	0	37	18	314	4.8
05-06	PHX	81	2874	449-853	.526	8-30	.267	174-238	.731	159-399-558	6.9	503	6.2	260	5	58	85	1080	13.3
06-07	PHX	73	2268	306-569	.538	15-45	.333	82-120	.683	91-226-317	4.3	352	4.8	177	6	28	38	709	9.7
07-08	PHX	82	2308	308-646	.477	13-41	.317	96-129	.744	97-281-378	4.6	317	3.9	166	3	61	39	725	8.8
08-09	PH/CH	81	2754	448-884	.507	75-181	.414	101-147	.687	118-314-432	5.3	333	4.1	202	1	61	53	1072	13.2
09-10	CHA	82	2906	373-773	.483	66-206	.320	113-147	.769	131-293-424	5.2	325	4.0	219	3	60	57	925	11.3
10-11	CHA	82	2778	381-774	.492	78-226	.345	84-123	.683	105-309-414	5.0	337	4.1	190	1	74	46	924	11.3
11-12	CH/SA	57	1425	156-351	.444	31-99	.313	22-35	.629	70-210-280	4.9	205	3.6	125	2	34	25	365	6.4
TOTALS		680	20432	2685-5457	.492	301-904	.333	785-1109	.708	936-2379-3315	4.9	2703	4.0	1653	23	472	398	6456	9.5

NBA PLAYOFF STATISTICS

Year	TEAM	G	MIN	FGM-FGA	PCT	FG3-FG3A	FT%	FTM-FTA	PCT	OFF-DEF-TOT	R/G	AST	AG	PF	DQ	STL	BLK	PTS	AVG
05-06	PHX	20	796	152-289	.526	3-7	.429	67-88	.761	39-94-133	6.7	104	5.2	64	0	18	22	374	18.7
06-07	PHX	10	235	28-59	.475	0-6	.000	10-15	.667	13-19-32	3.2	30	3.0	18	0	7	2	66	6.6
07-08	PHX	5	178	35-64	.547	0-7	.000	3-6	.500	7-21-28	5.6	23	4.6	22	1	3	4	73	14.6
09-10	CHA	4	152	14-28	.500	1-9	.111	1-2	.500	7-13-20	5.0	16	4.0	11	0	1	3	30	7.5
11-12	SA	14	346	36-70	.514	6-8	.750	9-18	.500	28-45-73	5.2	35	2.5	29	0	11	4	87	6.2
TOTALS		53	1707	265-510	.520	87-119	.731	13-47	.277	94-192-286	5.4	208	3.9	144	1	40	35	630	11.9

CAREER HIGHS

	REGULAR SEASON HIGHS	PLAYOFF HIGHS
MINUTES:	52, vs. New York, 10/30/09	49, at L.A. Lakers, 5/4/06
POINTS:	31, at Minnesota, 12/26/05	34, at Dallas, 5/24/06
REBOUNDS:	16, twice: latest vs. Miami, 12/28/11	12, vs. L.A. Clippers, 5/15/12
ASSISTS:	16, at Golden State, 4/14/06	9, twice: latest vs. L.A. Lakers, 5/6/06
STEALS:	4, six times: latest vs. Toronto, 2/22/11	3, vs. L.A. Clippers, 5/15/12
BLOCKS:	7, vs. Washington, 2/11/09	4, at L.A. Clippers, 5/24/06

TIM DUNCAN



HEIGHT 6-11 | **WEIGHT** 260 | **SEASON** Sixteenth
BIRTHDATE 4/25/76 | **BIRTHPLACE** St. Croix, Virgin Islands
HIGH SCHOOL St. Dunstan's Episcopal (St. Croix) | **COLLEGE** Wake Forest

SELECTED BY SAN ANTONIO WITH THE FIRST PICK
 IN THE 1997 NBA DRAFT

FORWARD
21

2011-12: Started in all 58 games he appeared in, averaging 15.4 points, 9.0 rebounds, 2.3 assists and 1.52 blocks in 28.2 minutes ... shot .490 (353-720) from the floor and .698 (171-245) from the free throw line ... scored in double figures 51 times, including 20-or-more 11 times, and grabbed 10-or-more rebounds 24 times ... posted 22 double-doubles ... led the team in points 15 times, rebounds 36 times, blocks 32 times, steals seven times and assists once ... shot .592 (77-130) from the field during the month of April ... tied a season-high tallying 28 points (10-15 FG, 8-11 FT) and 12 rebounds vs. Memphis on 4/12 ... recorded a season-high 28 points (11-19 FG, 6-8 FT) and hit the game-winner with 1.4 seconds to give the Spurs a 104-102 win at New Orleans on 1/23 ... finished with 25 points (9-12 FG, 7-10 FT), and 7 rebounds vs. Houston on 2/1 ... registered 16 points, a season-high 19 rebounds and a season-high 5 blocks at OKC on 3/16 ... tallied 19 points (9-14 FG, 1-1 FT), 17 rebounds and 5 blocks at Memphis on 2/6 ... had 21 points, 13 rebounds vs. Orlando on 3/14/12 ... registered 15 points, 11 rebounds, 3 steals and 3 blocks vs. Golden State on 1/4 ... had 20 points (9-12 FG, 2-3 FT), 8 rebounds, 7 assists and 3 blocks at Milwaukee on 1/10/12 ... registered 17 points, 11 rebounds, 5 assists, 3 steals and 2 blocks vs. Houston in OT on 1/11/12 ... posted 24 points (10-14 FG, 4-6 FT), 11 rebounds and 4 assists vs. phoenix on 1/15 ... registered six DNP-CDs and was inactive for the last two games ... started in all 14 playoff games, averaging 17.4 points, 9.4 rebounds, 2.8 assists, and 2.07 blocks in 33.1 minutes ... shot .495 (101-204) from the floor and .707 (41-58) from the charity stripe ... ranked 11th in FG%, 14th in rebounds and seventh in blocks during the postseason ... scored in double figures in all 14 games, including four games with 20-or-more ... posted eight double-doubles ... finished with a postseason-high 26 points, 10 rebounds, 2 steals and 2 blocks in Game 1 vs. L.A. Clippers on 5/15 ... posted 25 points, 14 rebounds, 2 assists and 2 blocks in Game 6 at Oklahoma City on 6/6 ... registered 11 points, 12 rebounds, 6 assists and 4 blocks in Game 2 vs. Oklahoma City on 5/29 ... posted 17 points, 11 rebounds, 5 assists, and 2 steals in Game 1 vs. Utah on 4/29.

CAREER NOTES: The NBA's MVP in 2002 and 2003 (one of 10 players in NBA history to win multiple MVP Awards) ... named the NBA Finals MVP in 1999, 2003 and 2005 ... just the second player in history to earn Finals MVP honors in each of their first three trips to the Finals (joining Michael Jordan who was six-for-six in capturing the Finals MVP award) ... one of just four players to be named Finals MVP three-or-more times: Jordan (six times), Magic Johnson (three) and Shaquille O'Neal (three) ... the first player in NBA history to be named to both an All-NBA Team and an All-Defensive Team in each of his first 13 seasons (David Robinson held the previous record being named in each of his first seven seasons) ... has been named to the All-NBA First Team nine times (1998-2005, 2007), the All-NBA Second Team three times (2006, 2008 and 2009) and the All-NBA Third Team once (2010) ... has earned All-Defensive First Team honors eight times (1999-03, 2005, 2007-08) and Second Team honors five times (1998, 2004, 2006, 2009 and 2010) ... the fifth player in league history to earn All-NBA First Team honors in each of his first eight seasons joining Elgin Baylor (first 10 seasons), Bob Pettit (10), Larry Bird (9) and Oscar Robertson (9) ... the 1998 Rookie of the Year ... named the NBA Player of the Week 20 times and the Player of the Month four times ... among active players in regular season games ranks first in blocked shots (2,469), second in rebounds (12,533), fifth in minutes played (39,368), sixth in points (22,558) and eighth in games played (1,111) ... one of just four player in NBA history to amass over 22,000 points, 12,000 rebounds and 2,000 blocks (Kareem Abdul-Jabbar, Hakeem Olajuwon and Shaquille O'Neal are the others) ... in 1,111 career games has scored in double-figures 1,045 times and has posted 731 double-doubles ... has 20 regular season 20-20 games and three triple-doubles ... among Spurs all-time regular season leaders ranks first in games played (1,111), points (22,558), field goal made (8,717) and attempted (17,192) and rebounds (12,533) ... ranks second in blocks (2,469), fourth in assists (3,428) and sixth in steals (822) ... has scored in double figures in 184 of 190 playoff games ... ranks fourth all-time with 138 postseason double-doubles ... in the postseason has 10 20-20 games and four triple-doubles ... among active players in career playoff action ranks first in rebounds (2,308), first in blocks (482), second in points (4,233),

second in minutes played (7,414), third in games played (190) and eighth in assists (642) ... holds the record for the most blocks in an NBA Finals series (with 32 in 2003) and tied the record for most blocks in a single Finals non-overtime game (with 8 vs. New Jersey on 6/15/03) ... named an All-Star 13 straight seasons (no game was held in 1999) ... he and Bob Cousy (13) are the only two players in NBA history to start in 12 consecutive All-Star games ... one of three active players to appear in 13-or-more All-Star Games (along with Kobe Bryant and Kevin Garnett) ... named the co-MVP of the 2000 All-Star Game ... ranks fifth in NBA All-Star history in rebounds with 124 (behind Chamberlain, Pettit, Abdul-Jabbar and Russell) ... among active players in All-Star action ranks first in rebounds (124), and sixth in points (136) ... has re-signed with the Spurs four times (8/2/00, 7/16/03, 11/2/07 and 7/11/12) ... in his NBA career has appeared in 1,111 regular season games, averaging 20.3 points, 11.3 rebounds, 3.1 assists and 2.22 blocks in 35.4 minutes ... has appeared in 190 playoffs games, averaging 22.3 points, 12.1 rebounds and 2.5 blocks in 39.0 minutes ... played for Team USA in the 1999 Americas Qualifying Tournament ... was selected to play in the 2000 Olympics but had to withdraw due to a knee injury ... named to the All Tournament Team for the 2003 FIBA Americas Men's Qualifying Tournament after leading the U.S. Team to the gold medal ... appeared in nine games and averaged 15.6 points, 8.0 rebounds and 1.56 blocks (leading Team USA in all three categories) ... named the 2003 USA Basketball Male Athlete of the Year ... the starting center for the U.S. team in the 2004 Olympics ... averaged 12.9 points, 9.1 rebounds and 1.25 blocks in 26.0 minutes in eight games as the United States won the bronze ... ranked 18th in scoring, third in rebounds and third in blocks.

2010-11: Started all 76 games he appeared in, averaging 13.4 points, 8.9 rebounds, 2.7 assists, and 1.92 blocks in 28.4 minutes ... shot .500 (419-838) from the field and .716 (184-257) from the free throw line ... ranked eighth in the NBA in blocks per game and 12th in rebounds per game ... scored in double figures 54 times, including 11 20-plus performances ... posted 25 double-doubles and one triple-double ... led the team in scoring six times, rebounds 41 times, assists six times, steals 11 times, and blocks 54 times ... played in his 1,000th career game vs. Portland on 12/10, becoming the first player in franchise history to appear in the Silver and Black in 1,000 games ... became the Spurs all-time leading NBA scorer when he knocked down a free-throw at the 5:28 mark in the third quarter for his 13th point at Utah on 11/19 ... made his 12th consecutive start and 13th appearance in the All-Star game in Los Angeles joining Bob Cousy (13) as the only two players in NBA history to start in 12 consecutive All-Star games ... posted his third career triple-double with 15 points, 18 rebounds, and 11 assists in 33 minutes at Golden State on 11/30, his first triple-double since 3/14/03 vs. L.A. Clippers ... scored a season-high 28 points (12-18 FG, 4-6 FT) and brought down 16 rebounds in 33 minutes at Denver on 12/16 ... registered 23 points (9-16 FG, 5-8 FT) and 13 rebounds 36 minutes at Houston on 4/1 ... posted 20 points (8-12 FG, 4-5 FT) and 13 rebounds in 33 minutes vs. Boston on 3/31 ... registered 16 points (7-11 FG, 2-2 FT), 7 rebounds, 6 assists, and 5 blocks in 26 minutes at Toronto on 2/9 ... recorded 21 points (8-15 FG, 5-6 FT) and 16 rebounds in 35 minutes vs. New York on 1/21 ... grabbed 16 rebounds in 34 minutes vs. Denver on 1/16 ... tallied 15 points (7-14 FG), 15 rebounds, and 5 blocks at in 33 minutes Indiana on 1/7 ... posted 20 points (10-17 FG), 15 rebounds, and 6 assists in 31 minutes vs. Phoenix on 12/20 ... finished with 13 points, 11 rebounds, and a season-high 7 blocks in 31 minutes vs. Milwaukee on 12/15 ... put up 16 points and a season-high 18 rebounds in 34 minutes vs. Chicago on 11/17 ... passed George Gervin on the all-time NBA scoring list after posting 25 points (11-13 FG, 3-3 FT) and 17 rebounds in 33 minutes at Phoenix on 11/3 ... notched 23 points (10-12 FG, 3-5 FT), 12 rebounds, and 4 blocks in 33 minutes vs. Indiana on 10/27 ... diagnosed with sprained left ankle on 3/21 and was inactive for four games (3/23-3/27) ... was inactive vs. Charlotte on 3/19 and at L.A. Lakers on 4/12 ... started all six playoff games vs. Memphis, averaging 12.7 points, 10.5 rebounds, 2.7 assists and 2.50 blocks in 35.3 minutes ... posted five double-doubles ... recorded 13 points, 11 rebounds, 6 assists and 5 blocks in 36 minutes at Memphis on 4/23.

2009-10: Named to the All-NBA Third Team and the All-Defensive Second Team ... the only player in NBA history to earn both All-NBA and All-Defensive honors in each of his first 13 seasons ... appeared in 78 games, including 77 starts, averaging a team-leading 17.9 points, 10.1 rebounds, 3.2 assists and 1.50 blocks in 31.3 minutes... shot .518 (561-1,082) from the floor, .182 (2-11) from the three-point line and .725 (271-374) from the free throw line... ranked eighth in the NBA in rebounding, 16th in blocks per game and 17th in field goal percentage ... logged 38 double-doubles, 12th in the NBA, including 22 20-point, 10-rebound games ... scored in double figures in 72 games, including 29 20-plus games and two 30-plus contests ... led the team in scoring 24 times, rebounding 48 times, assists eight times, blocks 48 times and steals 11 times ... made his 11th start and 12th appearance in the All-Star Game in Dallas ... earned Western Conference Player of the Week honors for the week of 11/23-29, averaging 21.8 points, 10.0 rebounds, 4.0 assists and 2.5 blocks leading the Spurs to a 4-0 week ... scored his 20,000th career point vs. Houston on 1/22 at 10:17 in the first quarter becoming the 35th player in NBA history to reach the 20,000-point mark ... finished with 21 points to move past George Gervin and into the #2 on the Spurs all-time scoring list at Utah on 11/19 ... grabbed a career-high 27 rebounds to go along with 21 points (20th career 20-20 game) and 6 assists in 35 minutes vs. Atlanta on 1/27 ... posted a season-high 34 points (14-22 FG, 6-7 FT), 14 rebounds and 3 blocks

in 35 minutes at Phoenix on 12/15 ... finished with 31 points (12-19 FG, 7-9 FT), 12 rebounds and 5 assists in 39 minutes vs. Dallas on 1/8 ... recorded 23 points (11-17 FG, 1-2 FT), 8 rebounds and a season-high 5 blocks in 33 minutes at Memphis on 1/16 ... finished with 28 points (13-19 FG, 2-4 FT), 16 rebounds and 3 blocks in 34 minutes at Chicago on 10/29 ... grabbed 26 rebounds (11 Off., 15 Def.) in 34 minutes at Indiana on 2/17 ... had the game-winning lay-up with 4.8 seconds left to lead the Spurs to 100-99 victory vs. Indiana on 12/19 ... posted 22 points, 14 rebounds, 6 assists and 4 blocks in 41 minutes at Dallas on 11/18 ... missed two games from 11/9 – 11/11 due to swollen left ankle ... did not dress (rest) at Oklahoma City on 1/13 ... started all 10 playoff games, averaging 19.0 points, 9.9 rebounds, 2.6 assists and 1.70 blocks in 37.3 minutes ... shot .520 (78-150) from the floor ... scored in double figures in eight playoff games and recorded 20-plus points five times ... posted six double-doubles... finished with a playoff-high 29 points (12-20 FG, 1-1 3FG), 10 rebounds, 3 assists and 2 blocks in 39 minutes in Game 2 at Phoenix on 5/5... recorded a team-high 27 points (12-20 FG, 3-5 FT), 8 rebounds and 2 assists in 40 minutes in Game 1 at Dallas on 4/18 ... tallied 25 points (11-19 FG, 3-7 FT) and 17 rebounds in 43 minutes in Game 2 at Dallas on 4/21 ... added 20 points (8-15 FG, 4-9 FT), 11 rebounds, 4 assists and 3 blocks in 37 minutes in Game 1 at Phoenix on 5/3.

2008–09: Named to the All-NBA Second Team and the All-Defensive Second Team ... started 75 games, averaging 19.3 points, a team-high 10.7 rebounds, 3.5 assists and 1.68 blocks in 33.6 minutes ... shot .504 (558-1,107) from the floor and .692 (334-483) from the free throw line ... ranked 24th in the league in scoring, fourth in rebounding, 11th in blocks and 22nd in FG% ... had 49 double-doubles, fourth in the NBA, including 28 20-point, 10-rebound games ... scored in double figures in 71 games, including 32 20-plus games and five 30-plus contests ... led the team in scoring 30 times, rebounding 58 times, assists 14 times, blocks 54 times and steals 10 times ... made his 10th start and 11th appearance at All-Star Game in Phoenix ... posted a season-high 32 points on three occasions: 32 points (13-21 FG, 6-10 FT) vs. Phoenix on 10/29 ... had 32 points (12-20 FG, 8-9 FT), 14 rebounds, 4 assists and 2 steals in 50:21 minutes at Dallas on 12/9 ... 32 points (13-20 FG, 6-8 FT) to go along with 15 rebounds and 5 assists in 41:41 minutes at Golden State on 2/2 ... had 25 points (11-20 FG, 3-6 FT) and 15 boards on 4/7 at Oklahoma City ... posted 27 points (11-17 FG, 5-6 FT), 9 rebounds, 8 assists and 4 blocks in 33:49 minutes at New Jersey on 2/10 ... netted 24 points (10-16 FG, 4-10 FT), 9 rebounds, 8 assists, 3 blocks and 2 steals in 36:38 minutes at Utah on 1/27 ... tallied 30 points (13-21 FG, 4-4 FT), 15 rebounds, 5 assists and 4 blocks in 34:29 minutes vs. New Jersey on 1/23 ... finished with 27 points (10-15 FG, 7-8 FT) and 10 rebounds in just 26:32 minutes vs. Indiana on 1/20 ... nearly tallied a triple-double with 20 points, 10 rebounds and 8 assists in 38:11 minutes vs. L.A. Lakers on 1/14 ... recorded 29 points (11-19 FG, 7-9 FT) and 5 assists vs. Memphis on 12/27 ... tallied 25 points, a season-high 17 rebounds, 3 assists and 2 steals in 40:46 at Phoenix on 12/25 ... recorded 21 points (7-12 FG, 7-8 FT), 12 rebounds, 7 assists and 5 blocks at Denver on 12/4 ... posted 20 points, 15 rebounds, 6 blocks and 4 assists at the L.A. Clippers on 11/17 ... knocked down the game-winning jumper with 15.5 seconds remaining to lead the Spurs to a 90-88 victory at Sacramento on 11/16 ... had a key block with 1.8 seconds left in the game vs. Houston on 11/14 to help preserve a 77-75 victory ... registered 30 points and 16 rebounds at Minnesota on 11/5 ... recorded a DNP-CD at Denver on 2/3 ... missed three games due to right quad tendonosis (2/24–2/27) ... inactive (rest) for three games (3/17, 3/25, 4/12) ... started all five playoff games, averaging 19.8 points, 8.0 rebounds and 3.2 assists in 32.8 minutes ... shot .532 (41-77) from the field and .607 (17-28) from the foul line ... recorded a game-high 27 points, 9 rebounds and 2 assists in 37 minutes in Game 1 vs. Dallas on 4/18 ... tallied 25 points, 10 rebounds and 7 assists in Game 4 on 4/25 ... posted a game-high 30 points (14-21 FG), 8 rebounds and 2 blocks in Game 5 on 4/28.

2007–08: Named to the All-NBA Second Team and the All-Defensive First Team ... averaged 19.3 points, 11.3 rebounds, 2.8 assists and 1.95 blocks in 34.0 minutes in 78 games ... shot .497 (585-1,178) from the field and .730 (338-463) from the line ... ranked fourth in rebounds and eighth in blocks ... led the team in scoring 30 times, rebounds 59 times, assists 10 times, steals 18 times and blocks 63 times ... posted 53 double-doubles (fourth in the NBA) ... scored in double figures 71 times with 20-or-more 39 times and 30-plus five times ... had a season-high 36 points (15-25 FG, 6-8 FT) – along with 17 rebounds – vs. Phoenix on 12/17 ... finished with 34 points and a season-best 18 rebounds vs. the Clippers on 12/22 ... had 32 points and 13 rebounds at Golden State on 1/7 ... tallied 31 points and 15 boards vs. Dallas on 2/28 ... scored 30 points (14-19 FG, 2-2 FT) at Miami on 1/24 ... voted a starter in the 2008 All-Star Game ... his ninth start and 10th All-Star appearance ... teamed with David Robinson and Becky Hammon to win the 2008 Shooting Stars challenge ... missed four games (12/5–12/13) due to a sprained right ankle ... in the 2008 Playoffs averaged 20.2 points, 14.5 rebounds, 3.3 assists and 2.06 blocks in 39.2 minutes ... in the postseason ranked 15th in scoring, second in rebounds and sixth in blocks ... scored in double figures in 16 of 17 games ... had 20-or-more eight times and 30-plus two times ... posted 15 double-doubles ... had 40 points, 15 rebounds, 5 assists and 3 blocks in a playoff-career-high 50:41 minutes in Game 1 vs. Phoenix on 4/19 (in the game hit a three-pointer at the buzzer to force a second OT as the Spurs posted a 117-115 win) ... finished with 30 points, 18 rebounds and 4 blocks in Game

1 at Los Angeles on 5/21 ... recorded his 10th 20-20 playoff game finishing with 22 points and 21 rebounds in Game 3 vs. Los Angeles on 5/25 ... posted his fourth postseason triple-double with 19 points, 15 rebounds and 10 assists in 44:45 minutes in Game 5 at Los Angeles on 5/29 ... grabbed 23 rebounds in Game 7 at New Orleans on 5/13 (the fourth time he has had 23-or-more rebounds in a playoff game).

2006–07: Named to both the All-NBA First Team and the All-Defensive First Team (the seventh time in his 10 NBA seasons that he has earned first team honors on both teams) ... appeared in 80 games ... averaged 20.0 points, 10.6 rebounds, 3.4 assists and 2.38 blocks in 34.1 minutes ... shot .546 (618-1,131) from the field, .111 (1-9) from three-point land and .637 (362-568) from the line ... ranked 20th in scoring, seventh in rebounds, fifth in blocks and ninth in FG percentage ... led the team in scoring 30 times, in rebounds 62 times, in assists 16 times and in blocks 63 times ... scored in double figures 78 times with 20-or-more 38 times and 30-or-more four times ... posted 45 double-doubles ... scored his 15,000th career point at Seattle on 11/26 (had 18 points and 16 rebounds in the game) ... scored a season-high 37 points in 39:31 minutes vs. Houston on 1/24 ... had 35 points (13-17 FG, 9-11 FT) and 14 rebounds in 30:47 minutes at Sacramento on 11/19 ... recorded a career-high 9 blocks – to go along with 26 points and 13 rebounds – in 35:07 minutes vs. Memphis on 1/26 ... named the Western Conference Player of the Week on 4/9 (for the 18th time in his career) ... elected a starter in the 2007 NBA All-Star Game (for the eighth consecutive season) ... in the game had 4 points, 5 rebounds and 4 assists in 14:38 minutes ... on the inactive list for the final two games of the regular season ... in the 2007 postseason averaged 22.2 points, 11.5 rebounds, 3.3 assists and 3.10 blocks in 36.8 minutes ... shot .521 (174-334) from the field and .644 (96-149) from the line ... scored in double-figures in all 20 playoff games ... posted 14 double-doubles ... in the 2007 playoffs ranked 13th in scoring, sixth in rebounds, second in blocks and 11th in FG percentage ... in the Conference Semifinals vs. Phoenix averaged 26.8 points, 13.7 rebounds and 4.17 blocks ... had 33 points and 16 rebounds in Game 1 at Phoenix on 5/6 ... finished with 33 points and 19 rebounds in Game 3 vs. Phoenix on 5/12 ... had 24 points, 13 rebounds and a playoff-career-high 9 blocks in Game 6 vs. Phoenix on 5/18.

2005–06: Named to the All-NBA Second Team and the All-Defensive Second Team ... averaged 18.6 points, 11.0 rebounds, 3.2 assists and 2.03 blocks in 34.8 minutes in 80 games ... shot .484 (574-1,185) from the field and .629 (335-533) from the line ... hit 2-of-5 (.400) from three-point land ... led the team in scoring 30 times, in rebounds 62 times, in assists 11 times and in blocks 44 times ... scored in double figures 78 times ... finished with 20-or-more 30 times and 30-or-more twice ... posted 52 double-doubles ... among NBA leaders ranked 31st in scoring, fifth in rebounds, 12th in blocks and fourth in double-doubles ... scored a season-high 34 points – to go along with 13 rebounds – at Milwaukee on 12/20 ... had 31 points (12-19 FG, 7-10 FT), 13 rebounds and 6 assists in 37:35 minutes vs. Orlando on 4/13 ... recorded the 19th 20-20 game of his career finishing with 27 points and a season-best 22 rebounds vs. the Clippers on 12/13 (in the game hit a pair of free throws with 12 seconds left that tied the score at 84-84 and sent the game into OT as the Spurs ended up posting a 95-87 win) ... scored the game-winning basket with 7.2 seconds left (on an inbound alley-oop from Manu Ginobili) to give the Spurs an 80-79 win vs. Memphis on 1/14 ... recorded his 1,500th block at Chicago on 11/7 ... voted a starter for the 2006 All-Star Game (his seventh straight All-Star start) ... finished with 15 points and a game-high 10 rebounds ... did not play in Toronto on 2/8 due to the flu ... registered a DNP-CD in the season finale at Houston on 4/19 ... in the 2006 playoffs averaged 25.8 points, 10.5 rebounds, 3.3 assists and 1.92 blocks in 37.9 minutes in 13 games ... shot .573 (121-211) from the field ... in the 2006 postseason ranked eighth in scoring, sixth in rebounds and fifth in blocks ... in the Spurs-Mavericks Conference Semifinals series averaged 32.3 points, 11.7 rebounds, 3.7 assists and 2.57 blocks in 41.6 minutes ... scored 30-or-more five times in the series ... had 35 points and 12 rebounds in 41:12 minutes in Game 3 ... finished with 36 points, 12 rebounds, 4 assists and 3 blocks in 44:28 minutes in Game 5 (in the game set a Spurs playoff record for the most points scored in a quarter finishing with 21 in the second period) ... in Game 7 had a playoff-career-high 41 points (12-24 FG, 17-23 FT), 15 rebounds, 6 assists and 3 blocks in 49:33 minutes.

2004–05: The only player to be named to both the All-NBA First Team and the All-Defensive First Team ... appeared in 66 games, averaging 20.3 points, 11.1 rebounds, 2.7 assists and 2.64 blocks in 33.4 minutes ... shot .496 (517-1,042) from the field, .333 (3-9) from three-point land and .670 (305-455) from the line ... led the team in scoring 31 times, in rebounds 46 times and in minutes 27 times ... posted 44 double-doubles ... scored in double figures 64 times with 20-or-more 34 times and 30-or-more seven times ... scored a season-high 39 points vs. Seattle on 12/8 ... twice grabbed a season-high 19 rebounds: had 30 points and 19 boards at Phoenix on 1/21 and finished with 27 points and 19 rebounds vs. Memphis on 2/26 ... hit a game-winning 19-foot jumper at the buzzer to give the Spurs a 94-92 victory at Cleveland on 2/28 ... that night scored his 13,000th career point (the third fastest among active players to reach the milestone behind only Shaquille O'Neal and Allen Iverson) ... had 15 points and 9 rebounds in 16 minutes in the 2005 All-Star Game ... missed a total of 16 games due to a sprained right ankle ... missed two games (2/8 and 2/9) after spraining the ankle in practice on 2/7 ...

did not dress on 3/9 and 3/12 after spraining the ankle in Utah on 3/6 ... sprained his ankle for the third time at Detroit on 3/20 and missed 12 straight games (returned on 4/13 at Utah and averaged 12.0 points in 23.5 minutes in the final four games of the regular season) ... in the 2005 postseason averaged 23.6 points, 12.4 rebounds, 2.7 assists and 2.26 blocks in 37.8 minutes ... scored in double figures in all 23 playoff games ... in the playoffs ranked 10th in points, second in rebounds and fifth in blocks ... his 542 points and 286 rebounds were both tops in the 2005 postseason ... led all players with 18 double-doubles... his 33-point, 15-rebound effort in Game 3 vs. Phoenix on 5/28 started a string of 10 straight double-doubles ... scored 20-or-more 16 times with 30-or-more five times ... had 39 points in the Spurs 126-115 Game 4 win at Denver on 5/2 ... named Finals MVP for the third time in his career ... in the Finals averaged 20.6 points, 14.1 rebounds and 2.14 blocks in 40.7 minutes ... played big in the last three games of the Finals: in Game 5 had 26 points and 19 rebounds, in Game 6 finished with 21 points and 15 boards and in Game 7 had 25 points and 11 rebounds.

2003-04: Earned All-NBA First Team honors for the seventh straight season ... appeared in 69 games, averaging 22.3 points, 12.4 rebounds, 3.1 assists and 2.68 blocks in 36.6 minutes ... shot .501 (592-1,181) from the field, .167 (2-12) from three-point land and .599 (352-588) from the line ... finished second in MVP voting (behind Kevin Garnett) ... named to the All-Defensive Second Team ... the only player in the NBA ranked in the top 10 in scoring (eighth), rebounds (second), blocks (fourth) and FG percentage (10th) ... named to his sixth straight All-Star Game (had 14 points, 13 rebounds and 5 assists in 26 minutes) ... named the Western Conference Player of the Week on 2/8 ... had 56 double-doubles (second in the NBA behind Garnett) ... scored in double figures 67 times with 20-or-more 43 times and 30-plus 13 times ... posted three 20-20 games (27 points and 20 rebounds at Seattle on 12/19, 36 points, 20 boards and 7 assists vs. Minnesota on 1/14 and 26 points and 21 rebounds at Toronto on 2/18) ... scored a season-high 47 points – along with 12 rebounds – in 40 minutes at Orlando on 12/5 ... missed three games after suffering a sprained left ankle vs. Memphis on 11/3 ... served a one-game NBA-issued suspension on 12/1 at the Clippers ... missed six games after being placed on the injured list on 2/28 with irritation of the left patella femoral joint ... activated on 3/10 ... had 9 points and 2 rebounds in 15 minutes vs. the Clippers that night ... then missed the next three games before returning to the lineup on 3/18 (posted 22 points and 10 rebounds in 27 minutes off the bench vs. Minnesota on 3/18) ... averaged 22.1 points, 11.3 rebounds, 3.2 assists and 2.00 blocks in 40.5 minutes in the Spurs 10 playoff games ... in the postseason ranked fourth in scoring, seventh in rebounds, tied for sixth in blocks and fifth in FG percentage (with a .522 mark) ... posted 30 points and 11 rebounds in Game 1 vs. the Lakers on 5/2 ... had 21 points, 21 rebounds and 4 blocks in Game 5 vs. the Lakers on 5/13.

2002-03: Named both the 2003 regular season MVP and the 2003 Finals MVP (the ninth player to win both MVP awards in the same season) ... the first back-to-back regular season MVP since Michael Jordan in 1991 and 1992 (the eighth player to win back-to-back NBA MVP honors) ... appeared in 81 games, averaging 23.3 points, 12.9 rebounds, 3.9 assists and 2.93 blocks in 39.3 minutes ... shot .513 (714-1,392) from the field, .273 (6-22) from three-point land and .710 (450-634) from the line ... named to the All-NBA First Team and the All-Defensive First Team ... earned Western Conference Player of the Week honors five times (12/22, 12/29, 1/26, 2/16, 3/30) ... ranked seventh in scoring, third in rebounds, third in blocks and seventh in FG percentage (the only player to rank in the top 10 in all four categories) ... scored in double figures 80 times ... scored 20-or-more 56 times and had 30-plus 16 times ... grabbed 20-or-more rebounds seven times with an NBA-high six 20-20 games (29 points and 23 rebounds vs. New Orleans on 12/23, 30 points and 21 rebounds vs. Memphis on 1/22, 28 points and 20 rebounds at L.A. Lakers on 2/14, 35 points and 21 rebounds vs. Phoenix on 3/4, 21 points and 21 rebounds vs. New Jersey on 3/6 and 25 points and 21 rebounds at Detroit on 4/6) ... posted the Spurs lone triple-double of the season finishing with 24 points, 15 rebounds and 10 assists vs. the Clippers on 3/14 ... scored a season-high 38 points vs. Phoenix on 1/14 ... grabbed a season-best 25 rebounds at Miami on 2/1 (in the game tied a Spurs franchise record for most defensive rebounds in a game with 23) ... won three games with buzzer-beaters: hit a fall-away jumper for a 103-101 win at Memphis on 11/4, connected on a base-line jumper over Karl Malone for a 91-90 victory at Utah on 1/24 and followed his own miss to steal a 108-107 win in Orlando on 1/31 ... had 19 points and a game-high 15 rebounds as a starter in the 2003 All-Star Game ... missed the final game of the season (vs. Dallas on 4/16) due to left knee effusion, snapping a streak of 245 consecutive games played ... had an amazing run in the 2003 playoffs ... scored in double figures in all 24 games, averaging 24.7 points, 15.4 rebounds, 5.3 assists and 3.29 blocks in 42.5 minutes ... among NBA playoff leaders ranked eighth in scoring, fourth in rebounds, first in blocks, fourth in FG percentage and 12th in assists ... had two triple-doubles: 15 points, 20 rebounds, 10 assists and 4 blocks in the Spurs Game 6 series-clinching win at Phoenix on 5/1 and 21 points, 20 rebounds, 10 assists and 8 blocks in the Spurs Game 6 championship-clinching win vs. New Jersey on 6/15 (his 8 blocks tied an NBA Finals record) ... had three 20-20 games: 34 points, 24 rebounds, 6 assists and 6 blocks at Dallas on 5/23, 21 points, 20 rebounds, 7 assists and 4 blocks at Dallas on 5/25 and 32 points, 20 rebounds, 6 assists and 7 blocks vs. New Jersey on 6/4 (all three produced Spurs victories) ... finished with 40 points, 15 boards and 7 assists vs. Dallas on 5/19.

2001–02: Named the NBA's MVP ... averaged 25.5 points, 12.7 rebounds, 3.7 assists and 2.48 blocks in 40.6 minutes while starting all 82 games ... shot .508 (764-1,504) from the field and a career-best .799 (560-701) from the line ... hit 1-of-10 (.100) from three-point land ... won the 2002 IBM Award ... named to the All-NBA First Team and the All-Defensive First Team ... named the Western Conference Player of the month three times (December, March and April) and earned Player of the Week honors a league-high six times (11/11, 11/25, 12/30, 3/17, 3/24, 4/7) ... had 14 points and 14 rebounds in 29 minutes as a starter in the 2002 All-Star Game ... ranked fifth in scoring, second in rebounds, fourth in blocks, ninth in field goal percentage and sixth in minutes ... just the fifth player in NBA history to rank among the top five in scoring, rebounding and blocks (joining Abdul-Jabbar, Ewing, Olajuwon and O'Neal) and is the first forward to accomplish the feat ... became the 14th player in league history to finish with 2,000 points and 1,000 rebounds in a season (2,089 and 1,042) ... the first forward to do so since Bob McAdoo in 1977–78 ... led the NBA in double-doubles – with 67 – for the fourth time in his five NBA seasons ... scored in double figures 81 times ... finished with 20 or more 71 times and had 30-plus 20 times ... scored a career-best 53 points (19-28 FG, 15-15 FT) vs. Dallas on 12/26 ... had two 20-20 games: finished with 29 points and 21 boards vs. Charlotte on 1/29 and had 24 points and 21 rebounds at Sacramento on 2/12 ... played big in the postseason ... averaged 27.6 points, 14.4 rebounds, 5.0 assists and 4.33 blocks in 42.2 minutes ... posted double-doubles in eight of his nine playoff appearances (missed Game 4 at Seattle on 5/1 for personal reasons) ... had a triple-double – with 21 points, 10 rebounds, 11 assists and 5 blocks – in Game 1 vs. Seattle on 4/20 ... posted two 20-20 games in the playoffs: had 26 points, 21 rebounds, 5 assists and 4 blocks in Game 1 at Los Angeles on 5/5 and finished with 34 points and a Spurs playoff-record 25 boards in Game 5 at Los Angeles on 5/14.

2000–01: Named to both the All-NBA First Team and the NBA All-Defensive First Team for the third straight season ... finished second in MVP voting behind Allen Iverson ... started all 82 games, averaging 22.2 points, 12.2 rebounds, 3.0 assists and 2.34 blocks ... shot .499 (702-1,406) from the field, .259 (7-27) from three-point land and .618 (409-662) from the line ... ranked 14th in the NBA in scoring, fourth in rebounds, seventh in blocks and 12th in FG percentage ... led the league in double-doubles (with 66) ... registered five 20-20 games: 23 points and 23 boards on 12/5 at Sacramento, 36 points and 21 rebounds on 1/25 at Sacramento, 35 points and 21 rebounds on 2/8 at New Jersey, 23 points and 20 rebounds on 3/14 vs. Minnesota and 20 points and 23 rebounds on 3/19 vs. Portland ... scored in double figures 80 times, with 20 or more 52 times and 30-plus 10 times ... finished with a season-best 42 points vs. Sacramento on 4/12 ... twice finished with 36 points: at Sacramento on 1/25 and at Denver on 4/5 ... made his third straight All-Star appearance, finishing with 14 points and 14 boards in 28 minutes ... named the NBA Player of the Week on 1/28 ... averaged 24.4 points, 14.5 rebounds, 3.8 assists and 2.69 blocks in 40.5 minutes in the playoffs to lead the Spurs in all five categories in the postseason ... recorded two 20-20 games in the playoffs: had 25 points and 22 rebounds vs. Dallas on 5/7 and finished with 32 points and 20 boards vs. Dallas on 5/14 ... scored 40 points vs. the Lakers on 5/21 to become just the third Spur – along with Robinson and Gervin – to score 40-or-more in the postseason.

1999–00: For the second straight season was named to both the All-NBA First Team and the All-Defensive First Team ... appeared in 74 games, averaging 23.2 points, 12.4 rebounds, 3.2 assists and 2.23 blocks in 38.9 minutes ... shot .490 (628-1,281) from the field and .761 (459-603) from the line ... hit 1-of-11 (.091) from three-point land ... ranked ninth in the NBA in scoring, third in rebounds, 19th in FG percentage, seventh in blocks and 10th in minutes ... one of two players (along with Shaquille O'Neal) to rank among the top 10 in scoring, rebounds and blocks ... named the co-MVP of the 2000 NBA All-Star Game, along with O'Neal, finishing with 24 points and 14 rebounds ... twice named the Player of the Week (11/28 and 4/2) ... finished fifth in MVP voting ... recorded 60 double-doubles (second in the NBA behind O'Neal) ... posted his first career triple-double – with 17 points, 17 rebounds and 11 assists – vs. Cleveland on 3/25 (first triple-double by a Spur since Robinson on 2/17/94) ... scored in double figures 72 times ... had 20-or-more 49 times, scored 30-plus 17 times and scored over 40 twice (his first two games of 40-plus) ... scored a season-high 46 points (16-28 FG, 14-16 FT) and had 14 rebounds in 46 minutes at Utah on 1/10 ... finished with 42 points and 14 boards in 47 minutes at Vancouver on 12/9 ... missed a total of eight games due to injury ... missed four games (2/25 – 3/2) due to a lower abdominal strain ... scored a career-low 4 points in 13 minutes on 2/21 vs. Phoenix when the injury first bothered him ... had appeared in 186 consecutive games to start his career before being forced to sit out on 2/25 at Chicago ... then missed the final four games of the season and all of the playoffs after suffering a torn left lateral meniscus on 4/11 at Sacramento ... underwent surgery on his left knee on 5/24 ... re-signed with the Spurs on 8/2.

1998–99: Named to both the All-NBA First Team and the All-Defensive First Team ... appeared in all 50 games, averaging 21.7 points, 11.4 rebounds, 2.4 assists and 2.52 blocks in 39.3 minutes per contest ... shot .495 (418-845) from the field and .690 (247-358) from the line ... was 1-for-7 (.143) from three-point land ... the only player in the NBA to rank among the top 10 in scoring (sixth), rebounding (fifth), blocks (seventh) and FG percentage (10th) ... finished third in MVP voting ... led the NBA in double-doubles for the second straight season with 37

... scored in double figures 48 times, with 20 or more 31 times ... scored over 30 five times, with a season-high 39 points – along with 13 boards and 6 blocks – vs. Vancouver on 4/1 ... during the Spurs 31-5 run, averaged 22.8 points, 11.0 rebounds and 2.72 blocks while shooting .512 from the field ... named the NBA Player of the Month in March ... named the Player of the Week for the period ending 3/8 ... led the Spurs in scoring 35 times, in rebounds 31 times and in blocks 30 times ... hit a pair of free throws with 3.7 seconds left to give the Spurs an 81-80 win over Portland on 4/16 ... in the playoffs averaged 23.2 points, 11.5 rebounds, 2.8 assists and 2.65 blocks in 43.1 minutes ... named the 1999 Finals MVP after averaging 27.4 points, 14.0 rebounds and 2.20 blocks in 45.8 minutes in five games vs. the Knicks ... logged at least 44 minutes and had at least 20 points in all five games ... had 33 points and 16 rebounds in Game 1 vs. the Knicks on 6/16 ... in Game 4, in New York on 6/23, had 28 points and 18 rebounds in 47 minutes ... in 17 postseason games, had 10 double-doubles, including four in the Finals ... scored 20-plus 12 times and had 30-or-more four times, including 37 points in Game 3 at Los Angeles on 5/22.

1997-98: Named the NBA Rookie of the Year ... averaged 21.1 points, 11.9 rebounds, 2.7 assists and 2.51 blocks in 39.1 minutes while shooting .549 (706-1,287) from the field and .662 (319-482) from the line ... was 0-for-10 from three-point land ... only Spur to start all 82 games ... the 19th rookie in NBA history to average 20-plus points and 10-plus rebounds ... among league leaders in four categories: 13th in scoring, third in rebounds, fourth in FG percentage and sixth in blocked shots ... named to the All-NBA First Team, the first rookie to earn the honor since Larry Bird in 1980 ... just the ninth rookie ever named to the All-NBA First Team and the second youngest player ever to receive the honor (behind Max Zaslofsky in 1946-47) ... named to the All-Defensive Second Team, just the fifth rookie ever named to an All-Defensive Team ... earned NBA Rookie of the Month honors all six months ... finished fifth in voting for the MVP Award ... the only rookie in the 1998 All-Star Game (had 2 points and 11 boards in his All-Star debut) ... led the NBA in double-doubles with 57 ... scored in double figures 77 times, including each of the final 52 games of the season ... scored a season-high 35 points – along with 17 rebounds – at Golden State on 3/4 ... set a Spurs rookie record with 22 rebounds at Chicago on 11/3 ... had 15 or more boards 21 times ... twice recorded 8 blocks: vs. Boston on 12/26 and vs. Philadelphia on 2/28 ... led the team in blocks 43 times and had 5 or more 14 times ... had 15 points and 10 rebounds at Denver on 10/31 in his NBA debut ... in 34 games after the All-Star break averaged 25.1 points, 12.4 rebounds, 3.0 assists and 2.68 blocks while shooting .540 from the field and .738 from the line.

COLLEGE NOTES: The consensus NCAA Player of the Year in 1996-97 ... won the Wooden Award and the Naismith Award and was named the NCAA Player of the Year by virtually everyone ... appeared in 31 games, averaging 20.8 points, 14.7 rebounds and 3.29 blocks in 36.6 minutes ... led the nation in rebounding ... led the ACC in scoring, rebounding, field goal percentage and blocks – the first player to lead in all four of these categories in conference history ... recorded two 20-20 games: had 21 points and a career-high-tying 23 boards at Virginia on 2/22 and finished with 22 points and 22 rebounds vs. St. Mary's on 3/13 ... had his number 21 retired on 2/25/97 vs. Georgia Tech following his final game at Joel Coliseum ... named a First Team All-American two years in a row (1996 & 1997) ... was named the Defensive Player of the Year by the National Association of Basketball Coaches three times (1995, 1996 & 1997) ... twice named the ACC Player of the Year (1996 & 1997) ... named to the All-ACC First Team three times (1995, 1996 & 1997) ... led the ACC in blocked shots all four years and led the conference in rebounding three straight seasons ... ranks first on the NCAA's "modern" rebounding list (with 1,570) and ranks third in NCAA history in career blocks (with 481) ... in his collegiate career appeared in 128 games, averaging 16.5 points, 12.3 rebounds and 3.76 blocks while shooting .577 from the field ... in his first collegiate game had 0 points, 7 rebounds and 1 block in 10 minutes at Alaska.

PERSONAL: He and wife, Amy, were married in the summer of 2001 ... the couple has two children ... created the Tim Duncan Foundation in November of 2001 ... Amy serves as the executive vice president of the organization which is set up to serve "the areas of health awareness and research, education and youth sports and recreation" in San Antonio, Winston-Salem and the U.S. Virgin Islands ... since its creation the Foundation has raised approximately \$1 million ... through the Tim Duncan Character Champions program donates 50 tickets to each game to students who demonstrate integrity, respect, dependability, fairness, caring or civic responsibility ... member of the NBA All-Star Reading Team ... the winner of the 2001 Home Team Community Service Award given by the Fannie Mae Foundation and the NBA ... named one of the "Good Guys" in sports by The Sporting News in both 2001 and 2002 ... also supports the Children's Bereavement Center, the Children's Center of San Antonio and the Cancer Therapy and Research Center ... received his degree in psychology from Wake Forest ... didn't play organized basketball until ninth grade ... concentrated on swimming as a youngster – at one point was a top U.S. competitor in his age group in the 400 freestyle – before his local pool was destroyed by Hurricane Hugo in 1989 ... known for wearing his practice shorts backwards, a trend he started while in college ... has two sisters, Cheryl and Tricia ... admits to being afraid of heights and sharks ... favorite movie is The Crow ... a video game junkie.

NBA REGULAR SEASON STATISTICS

Year	TEAM	G	MINS	FGM-FGA	PCT	FTM-FTA	FT%	FG3-FG3APCT	OFF-DEF-TOT	R/G	AST	A/G	PF	DQ	STL	BLK	PTS	AVG
97-98	SA	82	3204	706-1287	.549	319-482	.662	0-10 .000	274-703-977	11.9	224	2.7	254	1	55	206	1731	21.1
98-99	SA	50	1963	418-845	.495	247-358	.690	1-7 .143	159-412-571	11.4	121	2.4	147	2	45	126	1084	21.7
99-00	SA	74	2875	628-1281	.490	459-603	.761	1-11 .091	262-656-918	12.4	234	3.2	210	1	66	165	1716	23.2
00-01	SA	82	3174	702-1406	.499	409-662	.618	7-27 .259	259-738-997	12.2	245	3.0	247	0	70	192	1820	22.2
01-02	SA	82	3329	764-1504	.508	560-701	.799	1-10 .100	268-774-1042	12.7	307	3.7	217	2	61	203	2089	25.5
02-03	SA	81	3181	714-1392	.513	450-634	.710	6-22 .273	259-784-1043	12.9	316	3.9	231	2	55	237	1884	23.3
03-04	SA	69	2527	592-1181	.501	352-588	.599	2-12 .167	227-632-859	12.4	213	3.1	164	1	62	185	1538	22.3
04-05	SA	66	2203	517-1042	.496	305-455	.670	3-9 .333	202-530-732	11.1	179	2.7	144	0	45	174	1342	20.3
05-06	SA	80	2784	574-1185	.484	335-533	.629	2-5 .400	231-650-881	11.0	253	3.2	219	2	70	162	1485	18.6
06-07	SA	80	2726	618-1131	.546	362-568	.637	1-9 .111	213-633-846	10.6	273	3.4	203	0	66	190	1599	20.0
07-08	SA	78	2651	585-1178	.497	338-463	.730	0-4 .000	237-644-881	11.3	218	2.8	185	1	56	152	1508	19.3
08-09	SA	75	2523	558-1107	.504	334-483	.692	0-2 .000	201-599-800	10.7	264	3.5	173	2	38	126	1450	19.3
09-10	SA	78	2438	561-1082	.518	271-374	.725	2-11 .182	221-567-788	10.1	246	3.2	152	1	45	117	1395	17.9
10-11	SA	76	2156	419-838	.500	184-257	.716	0-4 .000	169-509-678	8.9	203	2.7	119	0	50	146	1022	13.4
11-12	SA	58	1634	361-733	.492	173-249	.695	0-4 .000	110-410-520	9.0	132	2.3	98	0	38	88	895	15.4
TOTALS		1111	39,369	8717-17192	.507	5098-7410	.688	26-147 .177	3292-9241-12533	11.3	3428	3.1	2763	0	822	2469	22558	20.3

NBA PLAYOFF STATISTICS

Year	TEAM	G	MINS	FGM-FGA	PCT	FTM-FTA	FT%	FG3-FG3APCT	OFF-DEF-TOT	R/G	AST	A/G	PF	DQ	STL	BLK	PTS	AVG
97-98	SA	9	374	73-140	.521	40-60	.667	0-1 .000	20-61-81	9.0	17	1.9	24	1	5	23	186	20.7
98-99	SA	17	733	144-282	.511	107-143	.748	0-3 .000	55-140-195	11.5	48	2.8	50	1	13	45	395	23.2
00-01	SA	13	526	120-246	.488	76-119	.639	1-1 1.000	54-134-188	14.5	49	3.8	43	0	14	35	317	24.4
01-02	SA	9	380	82-181	.453	83-101	.822	1-3 .333	28-102-130	14.4	45	5.0	22	0	6	39	248	27.6
02-03	SA	24	1021	218-412	.529	157-232	.677	0-7 .000	96-273-369	15.4	127	5.3	78	0	15	79	593	24.7
03-04	SA	10	405	83-159	.522	55-87	.632	0-1 .000	33-80-113	11.3	32	3.2	34	0	8	20	221	22.1
04-05	SA	23	869	197-425	.464	147-205	.717	1-5 .200	87-199-286	12.4	63	2.7	66	1	8	52	542	23.6
05-06	SA	13	493	121-211	.573	94-131	.718	0-2 .000	33-104-137	10.5	43	3.3	50	1	11	25	336	25.8
06-07	SA	20	736	174-334	.521	96-149	.644	0-0 ---	73-156-229	11.5	65	3.3	59	0	13	62	444	22.2
07-08	SA	17	666	135-301	.449	72-115	.626	1-5 .200	61-186-247	14.5	56	3.3	41	0	15	35	343	20.2
08-09	SA	5	164	41-77	.532	17-28	.607	0-0 ---	12-28-40	8.0	16	3.2	11	0	3	6	99	19.8
09-10	SA	10	373	78-150	.520	33-69	.478	1-2 .500	30-69-99	9.9	26	2.6	27	0	8	17	190	19.0
10-11	SA	6	212	33-69	.478	10-16	.625	0-0 ---	16-47-63	10.5	16	2.7	17	1	3	15	76	12.7
11-12	SA	14	463	101-204	.495	41-58	.707	0-1 .000	32-99-131	9.4	39	0.7	30	0	10	29	243	17.4
TOTALS		190	14829	1600-3191	.501	1028-1513	.679	5-31 .161	630-1678-2308	12.1	642	3.4	552	5	132	482	4233	22.3

NBA ALL-STAR STATISTICS

Year	TEAM	G	MINS	FGM-FGA	PCT	FTM-FTA	FT%	FG3-FG3APCT	OFF-DEF-TOT	R/G	AST	A/G	PF	DQ	STL	BLK	PTS	AVG
97-98	SA	1	14	1-4	.250	0-0	---	0-0 .000	1-10-11	11.0	1	1.0	0	0	0	0	2	2.0
99-00	SA	1	33	12-14	.857	4-4	1.000	0-0 ---	7-7-14	14.0	4	4.0	3	0	1	1	24	24.0
00-01	SA	1	28	5-11	.455	4-4	1.000	0-0 ---	4-10-14	14.0	1	1.0	1	0	2	1	14	14.0
01-02	SA	1	29	7-11	.636	0-0	---	0-0 ---	3-11-14	14.0	2	2.0	1	0	0	2	14	14.0
02-03	SA	1	40	8-18	.444	3-3	1.000	0-0 ---	5-10-15	15.0	4	4.0	2	0	1	0	19	19.0
03-04	SA	1	26	6-11	.545	2-4	.500	0-0 ---	2-11-13	13.0	5	5.0	2	0	1	0	14	14.0
04-05	SA	1	16	7-10	.700	0-1	.000	1-1 1.000	2-7-9	9.0	2	2.0	0	0	0	0	15	15.0
05-06	SA	1	21	6-7	.857	3-3	1.000	0-0 ---	6-4-10	10.0	1	1.0	2	0	1	1	15	15.0
06-07	SA	1	15	2-3	.667	0-0	---	0-0 ---	0-5-5	5.0	4	4.0	1	0	1	1	4	4.0
07-08	SA	1	22	2-7	.286	0-0	---	0-1 .000	4-5-9	9.0	1	1.0	1	0	1	1	4	4.0
08-09	SA	1	18	3-5	.600	0-0	---	0-0 ---	0-3-3	3.0	2	2.0	1	0	1	1	6	6.0
09-10	SA	1	13	1-4	.250	1-2	.500	0-0 ---	1-3-4	4.0	0	0.0	1	0	2	0	3	3.0
10-11	SA	1	12	1-4	.250	0-0	---	0-0 ---	1-2-3	3.0	2	2.0	0	0	2	0	2	2.0
TOTALS		13	287	61-109	.560	13-17	.765	1-3 .333	36-88-124	9.5	29	2.2	15	0	13	8	136	10.5

CAREER HIGHS

	REGULAR SEASON HIGHS	PLAYOFF HIGHS
MINUTES	52, at Sacramento, 4/27/99	51, vs. Phoenix, 4/19/08
POINTS	53, vs. Dallas, 12/26/01	41, vs. Dallas, 5/22/06
REBOUNDS	27, vs. Atlanta, 1/27/10	25, at L.A. Lakers, 5/14/02
ASSISTS	11, twice: latest at Golden State, 11/30/10	11, vs. Seattle, 4/20/02
STEALS	8, at Denver, 2/9/00	4, at L.A. Lakers, 5/25/01
BLOCKS	9, vs. Memphis, 1/26/07	9, vs. Phoenix, 5/18/07

MANU GINOBILI



HEIGHT 6-6 | WEIGHT 205 | SEASON Eleventh
BIRTHDATE 7/28/77 | BIRTHPLACE Bahia Blanca, Argentina

SELECTED BY SAN ANTONIO IN THE SECOND ROUND
OF THE 1999 NBA DRAFT, 57TH OVERALL PICK

GUARD
20

2011-12: Appeared in 34 games, starting in seven games, averaging 12.9 points, 4.4 assists and 3.4 rebounds in 23.5 minutes ... shot .526 (150-285) from the floor, .413 (52-126) from the three point line and .871 (88-101) from the free throw line ... scored in double figures 20 times, including 20-or-more nine times ... led the team in points six times, assists seven times, steals six times and blocks twice ... scored his 10,000th career-point vs. L.A. Lakers on 4/11 to become just the fifth Spurs in franchise history to surpass the 10,000-point plateau ... scored a season-high 24 points in the season opener vs. Memphis on 12/26 ... tied a season-high with 24 points (6-10 FG, 5-8 3FG, 7-7 FT) and dished out 6 assists vs. Los Angeles Clippers on 12/28 ... finished with 23 points (9-10 FG, 5-6 3FG) vs. Utah on 1/31 ... handed out a season-high 8 assists vs. Minnesota on 3/21 ... tallied 22 points (6-10 FG, 4-6 3FG, 6-6 FT) 6 assists and 3 rebounds vs. L.A. Clippers on 3/9/12 ... tallied 23 points while knocking down 14-of-15 free throws vs. Utah on 4/8 ... finished with 20 points (6-9 FG, 3-4 3FG, 5-5 FT), 7 assists and 6 rebounds vs. L.A. Lakers on 4/20 ... missed 22 games with a fractured fifth metacarpal suffered at Minnesota on 1/2/12 ... returned to action on 2/11 at New Jersey ... suffered a left internal oblique strain at L.A.C. on 2/18 and missed the next five games ... was inactive for four games ... registered one DNP-CD ... appeared in all 14 playoff games, starting in two, averaging 14.4 points, 4.0 assists and 3.5 rebounds in 27.9 minutes... shot .448 (65-145) from the field, .338 (23-68) from beyond the arc and .857 (48-56) from the free-throw line ... scored in double figures in 10 games, including three games with 20-or-more and one game with 30-or-more ... led the team in scoring on three occasions ... recorded a postseason-high 34 points (11-21 FG, 5-10 3FG, 7-8 FT), 7 assists and 6 rebounds in Game 5 vs. OKC on 6/4 ... tallied 26 points, 5 rebounds and 4 assists in Game 1 vs. Oklahoma City on 5/27 ... recorded 22 points, 3 rebounds and 3 assists in Game 1 vs. L.A. Clippers on 5/15 ... finished with 6 points, a postseason-high 10 assists and 5 rebounds in Game 3 at Utah on 5/5.

CAREER NOTES: He and Bill Bradley are the only two players to win an Olympic gold medal, an NBA Championship and a Euroleague Championship ... signed with the Spurs on 7/18/02 ... re-signed with San Antonio on 7/15/04 and again on 4/9/10 ... the NBA's Sixth Man of the Year in 2008 ... named to the All-NBA Third Team in 2008 and 2011 (first South American – and first sixth man – to earn All-NBA honors) ... a two-time NBA All-Star (2005 and 2011) ... named to the NBA All-Rookie Second Team in 2003 ... is the Spurs all-time leader in 3PT-FG made (1,010) and attempted (2,706) ... among Spurs all-time leaders ranks fourth in steals (984), fourth in FT made (2,622) and fourth in FT percentage (.835), fifth in points (10,114), fifth in assists (2,618), sixth in games played (667) and seventh in rebounds (2,638)... in Spurs playoff history ranks first in steals (197), first in 3PT-FG made (202) and attempted (603), third in games played (136), third in rebounds (616), third in FT made (616), fourth in points (2,208), fourth in assists (515), fifth FT% (.825) and eighth in blocks (41) ... among active NBA players in playoff action ranks fifth in steals (197), sixth in 3PT-FG made (222), seventh in games played (136) and eighth in FT made (616) and attempted (747) ... in his NBA career has appeared in 667 regular season games, averaging 15.2 points, 4.0 rebounds, 3.9 assists and 1.47 steals in 27.9 minutes per contest ... has appeared in 136 playoff games, averaging 16.2 points, 4.5 rebounds, 3.8 assists and 1.46 steals in 31.0 minutes ... received the 2010 Konex Award of Light, which is the highest honor given by the Konex Foundation, based on his professional basketball accomplishments over the past decade ... in 2004 was named Argentina's Athlete of the Decade by TyC Sports (Argentina's version of ESPN) ... a three-time winner of Clarin's Premio Consagracion de Oro award (2002, 2004 and 2005) ... the annual award recognizes Argentina's athlete of the year ... named Fox Sports Espanol's Latin American Basketball Player of the Year three times (2003, 2004 and 2005) ... made his pro debut in Argentina with Andino in 1995-96 ... played for Argentina's Estudiantes Bahia Blanca in 1996-97 and 1997-98 ... then moved to Italy ... spent two seasons – 1998-99

and 1999–2000 – with Basket Viola Reggio Calabria before joining Virtus Bologna for the 2000–01 season ... the 2001 Euroleague Finals MVP ... named the Italian League MVP in both 2000–01 and 2001–02 ... named to the Italian All-Star Game for three straight seasons (the league did not hold an All-Star Game in '01–02) ... has been a member of the Argentinean National Team since 1998 ... named to the All-Tournament Team at the 2002 World Championship leading Argentina to a silver medal ... led Argentina to a second place finish in the 2003 FIBA Americas Men's Olympic Qualifying Tournament ... earned All-Tournament honors after averaging 14.1 points and 4.4 assists in the team's 10 games ... named the MVP of the 2004 Olympics ... led Argentina to the gold medal in the 2004 Olympics averaging 19.3 points, 4.0 rebounds, 3.3 assists and 1.38 steals in 29.9 minutes in eight games ... led the team in minutes, points, assists, steals, FT percentage and 3PT-FG made as Argentina claimed its first-ever Olympic medal in basketball ... for the 2004 Olympics ranked fourth in scoring, seventh in assists, seventh in steals, 10th in FG percentage and 12th in FT percentage ... had a game-high 29 points (9-13 FG, 4-6 3PT-FG, 7-8 FT) in Argentina's 89-81 semifinal win over the United States on 8/27 ... named to the All-Tournament Team for the 2006 World Championship ... averaged 15.1 points, 2.6 rebounds, 2.3 assists and 1.67 steals in nine games as Argentina finished in fourth place ... scored 20-or-more three times in the tournament including a 28 point effort vs. New Zealand on 8/26 ... one of eight members of the 2006 National Team who were either current or former NBA players (along with Carlos Delfino, Fabricio Oberto, Walter Herrmann, Andres Nocioni, Luis Scola, Pepe Sanchez and Ruben Wolkowisky) ... in the 2008 Olympics averaged 17.7 points and 3.9 assists in seven games as Argentina captured the bronze medal ... had 32 points (10-14 FG, 4-6 3PT-FG, 8-9 FT) in 27 minutes versus Iran on 8/16 ... six minutes into the semifinal game vs. the USA on 8/22 re-injured his ankle ... missed the remainder of the game and was in street clothes for the bronze medal game vs. Lithuania on 8/24 ... guided Argentina to the 2011 FIBA Americas Championship and a spot in the 2012 Olympics ... averaged 15.8 points, 4.0 assists, 3.0 rebounds and 1.50 steals in 28.2 minutes ... recorded 26 points (10-14 FG, 6-8 3FG) in 26 minutes vs. Venezuela on 9/6 ... was named to the All-Tournament Team ... led Argentina to the bronze medal game at the 2012 Olympics in London, averaging 19.4 points, 5.4 rebounds, 4.1 assists and 1.6 steals in eight games ... ranked third in the tournament in scoring and eighth in steals.

2010-11: Named to the All-NBA Third Team ... appeared in 80 games, including 79 starts, averaging 17.4 points, 4.9 assists, 3.7 rebounds and 1.54 steals in 30.3 minutes ... shot .433 (441-1,018) from the field, .349 (154-441) from the three-point line and .871 (357-410) from the free throw line ... ranked 11th in the NBA in steals per game and 12th in free throw percentage ... scored in double figures 67 times, including 34 20-plus performances, and two 30-plus contests ... led the team in scoring 30 times, rebounds four times, assists 24 times, steals 34 times, and blocks eight times ... selected to play in the 2011 All-Star game in Los Angeles, his second All-Star selection ... in mid-November, Ginobili received the 2010 Konex Award of Light, which is the highest honor given by the Konex Foundation, based on his professional basketball accomplishments over the past decade ... made 44 consecutive free-throws from 1/9 vs. Minnesota to 1/24 at Golden State, which is the longest streak of his career ... finished with a season-high 35 points (10-22 FG, 13-16 3FG), 8 assists, 6 rebounds and 2 steals in 36 vs. Memphis on 2/27 ... knocked down the game-winner as time expired for a 92-90 Spurs win vs. Milwaukee on 12/15 ... finished the night with 26 points (9-13 FG, 2-3 3FG, 6-9 FT), 6 rebounds and 4 assists in 30 minutes ... closed out the month on November posting five straight 20-plus games: registered 25 points (8-17 FG, 3-7 3FG, 6-6 FT), a season-high 9 assists and 6 rebounds in 35 minutes vs. Orlando on 11/22 ... finished with 26 points (8-17 FG, 4-10 3FG, 6-7 FT), 6 rebounds and 6 assists in 38 minutes at Minnesota on 11/24 ... tallied 31 points (9-16 FG, 4-8 3FG, 9-9 FT), 4 assists and 3 rebounds in 34 minutes vs. Dallas on 11/26 ... recorded 23 points (8-17 FG, 3-8 3FG, 4-4 FT), 8 assists and 7 rebounds in 34 minutes at New Orleans on 11/28 ... finished out the month with 27 points (8-13 FG, 3-7 3FG, 8-9 FT), 6 rebounds, a season-high 5 steals and 3 assists at Golden State on 11/30 ... tied a season-high with 9 assists to go along with 15 points in 38 minutes vs. Memphis on 12/18 ... recorded 24 points (7-12 FG, 3-6 3FG, 7-8 FT), 8 rebounds, 6 assists and a season-high tying 5 steals at Boston on 1/5 ... finished with 19 points, a season-high 9 rebounds and 6 assists in 29 minutes at Minnesota on 1/11 ... put up 26 points (8-15 FG, 8-9 FG), 6 rebounds, and 7 assists in 35 minutes at Utah on 1/26 ... registered 26 points (8-16 FG, 9-10 FT), 6 rebounds, 5 assists, and 3 steals in 33 minutes vs. New Jersey on 2/25 ... scored 28 points (9-18 FG, 4-9 3FG, 6-6 FT) in 31 minutes vs. Golden State on 3/21 ... posted 23 points, 7 rebounds, and 6 assists in 39 minutes at Houston on 4/1 ... diagnosed with a left quad contusion and was inactive vs. Portland on 3/28 ... was inactive at L.A. Lakers on 4/12 ... missed the Game 1 of the Spurs first round series vs. Memphis with a sprained right elbow ... started in all five games he appeared in, averaging a team-best 20.6 points, 4.2 assists, 4.0 rebounds and 2.60 steals in 34.8 minutes ... led the NBA in steals during the playoffs ... scored in double figures in five games ... posted 33 points (10-18 FG, 4-6 3FG, 9-10 FT), 6 rebounds, 4 assists and 4 steals in 42 minutes in Game 5 vs. Memphis on 4/27.

2009-10: Saw action in 75 games, including 21 starts, averaging 16.5 points, 3.8 rebounds, a career-high 4.9 assists and 1.37 steals in 28.7 minutes... shot .441 (398-903) from the floor, .377 (132-350) from three-point range and .870 (309-355) from the free throw line... ranked 11th in the NBA in FT% ... scored in double figures 59 times, including 18 20-plus games, five 30-plus games and one 40-plus game ... led the team in scoring 20 times, assists 37 times, steals 30 times and blocks 11 times ... earned Western Conference Player of the Week honors for the week of 3/22-28, averaging 25.8 points, 5.0 assists and 4.5 rebounds leading the Spurs to a 3-1 week ... posted three double-doubles ... enjoyed an incredible second half of the season ... averaged 21.4 points, 5.6 assists, 4.2 rebounds and 1.31 steals while shooting .481 (208-432) from the field and .389 (61-157) from three-point land in 30 games after the All-Star Break ... in his first 46 games of the season, averaged 13.4 points, 4.5 assists, 3.5 rebounds and 1.41 steals while shooting .403 (190-471) from the field and .368 (71-193) from three-point range ... posted a season-high 43 points (13-25 FG, 14-17 FT), 6 rebounds and 5 assists in 35 minutes vs. Orlando on 4/2 ... finished with 38 points (12-23 FG, 7-11 3FG, 7-7 FT), 7 rebounds, 5 assists and 2 steals in 37 minutes at Cleveland on 3/8 ... tallied 38 points (12-26 FG, 5-11 3FG, 9-10 FT) and 6 assists in 45 minutes at Atlanta on 3/21 ... recorded 36 points (8-15 FG, 6-8 3FG, 14-16 FT), 8 assists and a career-high 4 blocks in 32 minutes vs. Toronto on 11/9 ... posted 32 points (10-22 FG, 2-5 3FG, 10-11 FT), 17 of those coming in the fourth quarter, 5 rebounds and 5 assists in 37 minutes at L.A. Lakers on 4/4 ... registered a double-double with 23 points (10-15 FG, 2-4 3FG) and season-high 11 assists in 22 minutes vs. Golden State on 3/19 ... had 18 points and 10 assists in 32 minutes vs. Houston on 3/31 ... just missed a triple-double with 14 points, 10 assists and 9 rebounds in 28 minutes vs. Minnesota on 12/29 ... posted 28 points (10-18 FG, 6-8 FT), 6 rebounds, 5 assists in 33 minutes vs. New York on 3/10 ... grabbed a season-high 10 rebounds at Houston on 2/26 ... registered 26 points (9-18 FG, 7-8 FT), 9 rebounds, 4 assists and 2 steals in 34 minutes vs. Oklahoma City on 2/24 ... missed five games from 11/19-27 due to strained left

2008-09: Appeared in 44 games, including seven starts, averaged 15.5 points, 4.5 rebounds, 3.6 assists and 1.45 steals in 26.8 minutes ... shot .454 (223-491) from the floor, .330 (69-209) from three-point range and .884 (168-190) from the line ... ranked 11th in the NBA in FT% ... scored in double figures 36 times, including eight 20-plus games and three 30-plus games ... led the team in scoring six times, assists five times, rebounding twice, steals 20 times and blocks seven times ... missed time due to two injuries ... underwent successful arthroscopic surgery (the surgery was performed in Los Angeles by Dr. Richard Ferkel) on 9/3 to repair the posterior impingement of his left ankle ... the injury was originally suffered during the 2008 Western Conference Finals and re-aggravated during the 2008 Olympics ... missed the first 12 games of the season ... suffered stress reaction of distal right fibula on 2/11 at Toronto and missed the next 19 games ... returned to action on 3/25 vs. Golden State and appeared in six games before suffering a stress fracture of distal right fibula ... the injury caused him to miss the final six games of the regular season and the entire 2009 postseason ... tallied 30 points, including a perfect 18-of-18 from the free throw line, 9 rebounds, 3 assists and 2 steals at Phoenix on 1/29 ... his perfect night from the charity stripe set a new Spurs record for most free throws made in a game surpassing Tim Duncan's record of 17-of-17 from the foul line back on 1/17/02 vs. Utah ... made his season debut at Memphis on 11/24 finishing with 12 points, 4 rebounds and an assist in 11:16 minutes ... twice posted a season-high 32 points: 32 points (12-23 FG, 4-7 3FG, 4-5 FT), 7 rebounds, 4 assists and 3 steals in 33:36 minutes at Toronto on 2/11 ... 32 points (10-23 FG, 1-6 3FG, 11-12 FT), 3 assists, 3 rebounds and 2 steals in 34:39 minutes at Golden State on 2/2 ... posted 27 points (8-12 FG, 5-7 3PT-FG, 6-6 FT), 5 rebounds and 3 assists vs. Atlanta on 12/10 ... netted 27 points (9-15 FG, 4-8 3FG, 5-6 FT) in 30:17 minutes vs. L.A. Lakers on 1/14 ... finished with 26 points (8-10 FG, 4-4 3FG, 6-7 FT), 8 rebounds, 3 assists and 2 steals in just 20:38 minutes vs. Indiana on 1/20 ... finished with 17 points, a season-high 9 rebounds and 5 assists at New Orleans on 12/17 ... posted 20 points, 4 rebounds and 4 assists vs. Memphis on 12/27 ... tallied 13 points, 6 rebounds, 6 assists and 5 steals in 23:37 at Memphis on 1/2 ... scored 10 of his 13 points in the fourth quarter, including a perfect 8-of-8 on free throws in the final minute, to go along with a season-high tying 9 rebounds, 5 assists and 4 steals in 29:14 minutes at Utah on 1/27 ... was inactive at New York on 2/17 and at Denver on 2/3.

2007-08: Named to the All-NBA Third Team ... first South American – and first sixth man – to earn All-NBA honors ... named the NBA's Sixth Man of the Year ... averaged 19.5 points, 4.8 rebounds, 4.5 assists and 1.47 steals in 31.0 minutes ... shot .460 (453-984) from the field, .401 (156-389) from three-point land and .860 (380-442) from the line ... earned 23 starts in 74 games ... ranked 32nd in scoring, 28th in assists, 17th in steals, 17th in 3PT-FG made, 30th in 3PT-FG percentage, 16th in FT made and 16th in FT percentage ... the only player in the NBA to rank among the top 40 in each of these seven statistical categories (despite ranking 94th in the league in minutes) ... the first reserve to lead his team in scoring since Chris Gatling (Dallas) and Dominique Wilkins (San Antonio) in the 1996-97 season ... in 51 games as a reserve averaged 18.2 points in 29.0 minutes while averaging 22.4 points in 35.4 minutes in 23 games as a starter ... named the Western Conference Player of the Week on 2/25 after averaging 30.7 points, 6.3 assists and 4.7 rebounds in a perfect 3-0 week ... led the team in scoring 28 times and in assists 28 times

... posted five double-doubles ... scored in double figures 65 times with 20-or-more 34 times and 30-or-more 11 times ... scored a season-high 46 points (15-20 FG, 8-11 3PT-FG, 8-9 FT) – to go along with 8 assists, 5 rebounds and 3 steals – at Cleveland on 2/13 (had 18 points, 4 assists and 3 rebounds in the fourth quarter) ... two games later had 44 points (13-18 FG, 7-9 3PT-FG, 11-12 FT) at Minnesota on 2/21 ... scored 16 points in the fourth quarter, including a game-winning 16-foot jumper with 6.2 seconds left, to lead the Spurs to a 100-99 victory ... those two games were part of a five-game stretch (from 2/11 to 2/23) in which he averaged 34.4 ppg and 6.6 apg in 37.4 mpg while shooting .640 (55-86) from the field and .591 (26-44) from three-point land (the highest scoring five-game run by a Spur since David Robinson averaged 35.6 ppg from 3/19-to-3/27/94) ... with Tim Duncan out of the lineup scored 37 in back-to-back games: had 37 points, 6 assists, 4 rebounds and 2 steals in 39:01 minutes as a starter at Dallas on 12/5 ... then posted 37 points, 8 rebounds, 6 assists and 3 steals off the bench vs. Utah on 12/7 ... had 34 points and a career-high 15 rebounds at Toronto on 2/11 ... finished with 13 points and a career-best 14 assists vs. Denver on 3/10 ... missed a total of eight games due to injury: five with a sprained left index finger (12/26-1/4) and three due to a mild strain of his left adductor (4/11-4/14) ... in the 2008 Playoffs averaged 17.8 points, 3.9 assists and 3.8 rebounds in 32.9 minutes ... started 6 of 17 games ... scored in double figures 13 times with 20-or-more eight times ... had 31 points, 6 assists and 4 rebounds in Game 3 vs. New Orleans on 5/8 ... scored 30 points (9-15 FG, 5-7 3PT-FG, 7-7 FT) in Game 3 vs. Los Angeles on 5/25 ... suffered a posterior impingement of his left ankle in the first round versus Phoenix ... the injury hampered him for the remainder of the playoffs ... following a rest and rehabilitation process he was cleared to play in the 2008 Olympics ... in the semifinals of the tournament, vs. the United States on 8/22, he re-aggravated the injury.

2006–07: Appeared in 75 games ... averaged 16.5 points, 4.4 rebounds, 3.5 assists and 1.45 steals in 27.5 minutes ... shot .464 (396-854) from the field, .396 (128-323) from three-point land and .860 (320-372) from the line ... only player in the NBA in the 2006–07 season to average over 15 points per game while playing under 30 minutes per contest ... led the team in scoring 21 times, in assists 14 times and in steals 35 times ... scored in double figures 64 times with 20-or-more 15 times and 30-or-more five times ... set a franchise record by scoring 24 consecutive points at Atlanta on 2/21 (during the run – which lasted from 2:27 in the first to 9:40 in the second – he hit 8-9 FG and 7-7 FT and the Spurs went from leading 15-14 to up 39-23) ... finished the game with a season-high 40 points in 32:17 minutes ... had 34 points (10-15 FG, 6-8 3PT-FG, 8-9 FT) and a season-high 5 steals in 27:23 minutes at Memphis on 1/7 ... scored 32 points at Phoenix on 2/1 ... twice finished with 31 points: in 26:57 minutes vs. Orlando on 3/2 and in 29:03 minutes at Sacramento on 3/8 ... named the Western Conference Player of the Week on 3/12 ... for the week averaged 19.3 points, 5.0 rebounds and 3.5 assists as the Spurs posted a 4-0 record ... started 36 games ... averaged 16.4 points in 28.9 minutes as a starter vs. 16.7 points in 26.2 minutes off the bench ... after moving to the bench on 1/28 at Los Angeles the Spurs went on a 27-7 run (including a 13-game winning streak from 2/13-3/13) ... missed five games (11/26-12/2) with a lower back contusion ... was on the inactive list for the final two games of the regular season ... averaged 16.7 points, 5.5 rebounds, 3.7 assists and 1.65 steals in 30.1 minutes in the 2007 Playoffs ... shot .401 (99-247) from the field, .384 (38-99) from three-point land and .836 (97-116) from the line ... scored in double-figures 15 times in the postseason ... averaged 17.8 points and 5.8 rebounds in the Finals ... scored a game-high 27 points in 33:26 minutes in Game 4 at Cleveland on 6/14 ... had 25 points and 6 rebounds in 28:07 minutes in Game 2 vs. Cleveland on 6/10 ... posted three double-doubles in the postseason: finished with 26 points and 10 rebounds in Game 5 at Phoenix on 5/16, finished with 33 points, 11 rebounds and 6 assists and 4 steals in Game 6 vs. Phoenix on 5/18 and had 23 points, 10 assists and 4 rebounds in Game 1 vs. Utah on 5/20 ... Spurs were 7-0 in playoff games in which he scored 20-or-more.

2005–06: Averaged 15.1 points, 3.6 assists, 3.5 rebounds and 1.55 steals in 27.9 minutes in 65 games ... shot .462 (309-669) from the field, .382 (83-217) from three-point land and .778 (280-360) from the line ... led the team in scoring 12 times, in assists 15 times and in steals 31 times ... scored in double figures 53 times with 20-or-more 15 times ... scored a season-high 29 points (7-12 FG, 4-6 3PT-FG, 11-12 FT) at Indiana on 2/12 (scored 10 points in the final 88 seconds of the game to lead the Spurs to a 92-88 win) ... had 28 points (8-12 FG, 4-7 3PT-FG, 8-8 FT) in 34:41 minutes at Washington on 11/12 ... posted two double-doubles ... had 14 points, a season-high 13 rebounds, 3 assists and 3 steals in a season-best 37:20 minutes at Chicago on 11/7 ... finished with 17 points and 10 rebounds at Atlanta on 12/10 ... scored the Spurs final 14 points (finishing with 22 points) to lead the team to a 106-99 win vs. Washington on 4/1 ... missed a total of 16 games due to a variety of injuries: two due to a bone bruise in his right ankle (12/1 and 12/3), eight due to a right mid-foot sprain (12/13–12/25), three due to a sprained right ankle (1/22–1/25), one due to contusions of his left calf and left quadriceps (3/18) and two due to a left calf contusion (4/9–4/11) ... registered a DNP-CD on 4/13 ... in the 2006 Playoffs averaged 18.4 points, 4.5 rebounds, 3.0 assists and 1.46 steals in 32.8 minutes ... started 11 of the team's 13 games ... scored 20-or-more six times in the postseason ... had 32 points and 9 assists in Game 2 vs. Sacramento on 4/25 ... finished with 27 points (9-14 FG, 1-2 3PT-FG, 8-8 FT) in Game 5 vs. Sacramento on 5/2 ... in the seven-game Spurs-Mavericks series averaged 21.3 points, 4.3 rebounds and 2.29 steals in 34.7 minutes ... had 26 points (8-11 FG, 4-4

3PT-FG, 6-6 FT) in 26:42 minutes off the bench in Game 4 at Dallas on 5/15 ... had team highs with 30 points, 10 rebounds and 3 steals in Game 6 at Dallas on 5/19.

2004–05: Named a reserve for the 2005 All-Star Game ... averaged 16.0 points, 4.4 rebounds, 3.9 assists and a team-best 1.61 steals in 29.6 minutes in 74 games ... shot .471 (367-780) from the field, .376 (97-258) from three-point land and .803 (355-442) from the line ... ranked 11th in the NBA in steals ... scored in double figures 62 times with 20-or-more 18 times and 30-or-more four times (in his first two seasons scored 20-or-more just 12 times in 146 games) ... had a career-high 48 points (16-22 FG, 5-7 3PT-FG, 11-12 FT) – and a team-high 6 assists – in the Spurs 128-123 overtime victory at Phoenix on 1/21 ... the highest point total for a Spur since Tim Duncan scored 53 vs. Dallas on 12/26/01 ... finished with 40 points – along with 9 assists – in a career-high 50 minutes at the L.A. Clippers on 4/9 ... had 31 points (7-11 FG, 3-4 3PT-FG, 14-15 FT), 8 rebounds and 7 assists in 35 minutes vs. Utah on 3/6 ... scored 30 points vs. Portland on 4/12 ... had 8 points and 3 rebounds in 22 minutes in the 2005 All-Star Game ... missed eight games due to injury: one with a strained neck (12/30), one with a right quadriceps contusion (1/17), five with right groin tightness (3/9-3/18) and one due to a stomach virus (4/10) ... in the 2005 postseason averaged 20.8 points, 5.8 rebounds, 4.2 assists and 1.22 steals in 33.6 minutes ... scored in double figures 22 times in 23 playoff games with 20-or-more 12 times ... in the postseason ranked 16th in scoring, 39th in rebounds, 21st in assists, 25th in steals, 13th in FG percentage (.507), 14th in three-point percentage (.438) and 29th in FT percentage (.795) ... had the third highest point total in the 2005 playoffs (with 479, trailing only Tim Duncan and Richard Hamilton) ... averaged a team-high 22.8 points in the First Round versus Denver (despite coming off the bench in four of the five games) ... after starting Game 1 of the series came off the bench as the Spurs won four straight ... had 32 points and 9 rebounds in 31 minutes in the Spurs 86-78 Game 3 win in Denver on 4/30 ... in six games in the Second Round vs. Seattle averaged 20.5 points while shooting .576 (34-59) from the field and .550 (11-20) from downtown ... in his return to the starting lineup (after coming off the bench for eight straight games) scored a playoff career-high 39 points (10-15 FG, 4-6 3PT-FG, 15-17 FT) in 36 minutes in Game 5 vs. Seattle on 5/17 ... had his first playoff double-double with 21 points and 10 rebounds in Game 6 vs. Detroit on 6/21 ... in Game 7 of the Finals finished with 23 points (8-13 FG, 2-2 3PT-FG, 5-5 FT), 5 rebounds and 4 assists in 35 minutes vs. Detroit on 6/23.

2003–04: Averaged 12.8 points, 4.5 rebounds, 3.8 assists and 1.77 steals in 29.4 minutes ... shot .418 (330-789) from the field, .359 (88-245) from three-point land and .802 (239-298) from the line ... had 38 starts in 77 games ... came off the bench in each of his final 34 games ... as a starter averaged 13.3 points, 5.1 rebounds, 4.3 assists and 2.00 steals in 32.8 minutes compared to 12.3 points, 3.9 rebounds, 3.2 assists and 1.54 steals in 25.9 minutes off the bench ... shot better coming off the bench: .434 (161-371) FG, .383 (41-107) 3PT-FG and .818 (117-143) FT ... ranked seventh in the NBA in steals per game ... led the team in scoring 14 times (second behind Duncan), in assists 25 times (second behind Parker) and in steals a team-best 36 times ... scored in double-figures 54 times with 20-or-more 11 times ... had a season-high 33 points and a season-best 12 rebounds in a season-high 45 minutes vs. the L.A. Lakers on 11/6 ... had a game-high 29 points in 25 minutes vs. Sacramento on 3/31 ... in under three minutes in the fourth quarter in Chicago on 12/8 scored 14 straight points to turn a 75-74 Bulls lead (with 5:05 left) into an 88-78 Spurs lead (2:20) and finished with a team-high 26 points ... missed five games due to a lower back sprain (on the injured list from 1/5 to 1/14) ... named to the sophomore squad for the 2004 Rookie Challenge ... finished with 4 points, 3 rebounds, 8 assists and 1 steal in 21 minutes ... appeared in all 10 Spurs playoff games, averaging 13.0 points, 5.3 rebounds, 3.1 assists and 1.70 steals in 28.0 minutes ... scored in double figures eight times in the postseason ... led the team in scoring in back-to-back games: had 17 points in Game 3 at Los Angeles on 5/9 and finished with 21 points – along with 8 rebounds and 5 assists – in 30 minutes in Game 4 at Los Angeles on 5/11.

2002–03: Named to the NBA All-Rookie Second Team ... appeared in 69 games, averaging 7.6 points, 2.3 rebounds, 2.0 assists and 1.39 steals in 20.7 minutes ... shot .438 (174-397) from the field, .345 (51-148) from three-point land and .737 (126-171) from the line ... named the Western Conference Rookie of the Month in March ... averaged 10.6 points, 3.3 assists, 3.1 rebounds and 2.24 steals as the Spurs went 14-3 for the month ... scored in double-figures 21 times ... had a season-high 20 points (6-7 FG, 2-3 3PT-FG, 6-6 FT) in 28 minutes at Houston on 3/2 ... started the season with a sprained right ankle (suffered in the 2002 World Championships) ... tweaked the ankle several times before being placed on the injured list from 12/5-12/29 (missed 11 games while on the injured list) ... logged two DNP-CDs (1/3 and 3/16) ... appeared in all 24 playoff games, averaging 9.4 points, 3.8 rebounds, 2.9 assists and a team-best 1.71 steals in 27.5 minutes ... scored in double figures 13 times with a playoff-best 21 points (8-12 FG, 3-5 3PT-FG, 2-2 FT) in Game 4 at Dallas on 5/25 ... ranked second among all players in the 2003 postseason in total steals with 41 (Ben Wallace led with 42) ... led all players in steals in the NBA Finals averaging 2.17 in the six-game series ... averaged 11.7 points (third on the team) while shooting .512 (21-41) from the field in the six-game series with the Lakers.

2001–02: Named the Italian League MVP for the second straight season ... appeared in 36 games for Virtus Pallacanestro Bologna ... averaged 19.9 points, 4.4 rebounds, 2.2 assists and 4.31 steals in 32.3 minutes per contest ... ranked fifth in the league in scoring and led the league in steals ... in Euroleague play appeared in 22 games, averaging 15.7 points, 3.8 rebounds, 3.0 assists and 2.55 steals.

2000–01: Named the MVP of both the Italian League and the Euroleague Finals as Bologna captured the title in both leagues ... appeared in 34 games for Virtus Bologna, averaging 17.1 points, 4.4 rebounds, 2.5 assists and 2.82 steals in 28.9 minutes per contest ...led Bologna to the Italian National Cup and the Italian Championship ... led Bologna to the Euroleague title, averaging 15.2 points, 4.1 rebounds, 2.0 assists and 2.91 steals in 29.7 minutes in 22 Euroleague games.

1999–00: Played in 30 games with Reggio Calabria of the Italian A1 League ... averaged 17.0 points, 2001–02: Named the Italian League MVP for the second straight season ... appeared in 36 games for Virtus Pallacanestro Bologna ... averaged 19.9 points, 4.4 rebounds, 2.2 assists and 4.31 steals in 32.3 minutes per contest ... ranked fifth in the league in scoring and led the league in steals ... in Euroleague play appeared in 22 games, averaging 15.7 points, 3.8 rebounds, 3.0 assists and 2.55 steals.

1998–99: In his first season in Italy averaged 16.9 points, 2.8 rebounds and 1.5 assists in 29 games with Calabria.

PERSONAL: Married Many Orono in the summer of 2004 ... the couple has twin boys, Dante Nicola ... speaks English, Spanish and Italian ... enjoys all types of music but lists Latin music as his favorite ... spends a lot of time on the internet (has his own website: www.manuginobili.com) ... enjoys relaxing with friends ... lists Sixth Sense and Forrest Gump as his favorite movies ... grew up a Michael Jordan fan ... also a big fan of soccer star Maradona ... appointed a UNICEF Ambassador in Argentina in August of 2007 ... his father is very involved in basketball in Argentina, most recently serving as president of the Bahiense Del Norte club ... has two older brothers who are also professional basketball players ... both are 6-3 guards ... Sebastian has played in the Argentinean league the last five seasons (after spending the 2002–03 campaign in Spain) while Leandro is now retired after spending five seasons in the Argentinean league.

NBA REGULAR SEASON STATISTICS

Year	TEAM	G	MINS	FGM-FGA	PCT	FTM-FTA	FT%	FG3-FG3APCT	OFF-DEF-TOT	R/G	AST	A/G	PF	DQ	STL	BLK	PTS	AVG
02-03	SA	69	1431	174-397	.438	126-171	.737	51-148	.345	47-114-161	2.3	138	2.0	170	3	96	17	525 7.6
03-04	SA	77	2260	330-789	.418	239-298	.802	86-245	.359	86-258-344	4.5	291	3.8	181	0	136	16	987 12.8
04-05	SA	74	2193	367-780	.471	355-442	.803	97-258	.376	75-254-329	4.4	288	3.9	190	1	119	27	1186 16.0
05-06	SA	65	1813	309-669	.462	280-360	.778	83-217	.382	42-188-230	3.5	235	3.6	156	0	101	26	981 15.1
06-07	SA	75	2060	396-854	.464	320-372	.860	128-323	.396	59-268-327	4.4	263	3.5	155	0	109	27	1240 16.5
07-08	SA	74	2292	453-984	.460	380-442	.860	156-389	.401	63-291-354	4.8	332	4.5	173	0	109	33	1442 19.5
08-09	SA	44	1181	223-491	.454	168-190	.884	69-209	.330	24-174-198	4.5	157	3.6	90	0	64	16	683 15.5
09-10	SA	75	2150	398-903	.441	309-355	.870	132-350	.377	68-216-284	3.8	370	4.9	154	0	103	24	1237 16.5
10-11	SA	80	2426	441-1018	.433	357-410	.871	154-441	.349	42-253-295	3.7	393	4.9	163	0	123	28	1393 17.4
11-12	SA	34	792	150-285	.526	88-101	.871	52-126	.413	18-98-116	3.4	151	4.4	56	0	24	12	440 12.9
TOTALSSA		667	18605	3241-7170	.452	2622-3141	.835	1010-2706	.373	524-2114-2638	4.0	2618	3.9	1488	4	984	226	10114 15.2

NBA PLAYOFF STATISTICS

Year	TEAM	G	MINS	FGM-FGA	PCT	FTM-FTA	FT%	FG3-FG3A	PCT	OFF-DEF-TOT	R/G	AST	A/G	PF	DQ	STL	BLK	PTS	AVG
02-03	SA	24	660	71-184	.386	56-74	.757	28-73	.384	29-63-92	3.8	70	2.9	62	1	41	9	226	9.4
03-04	SA	10	280	42-94	.447	36-44	.818	10-35	.286	15-38-53	5.3	31	3.1	30	0	17	1	130	13.0
04-05	SA	23	772	145-286	.507	147-185	.795	42-96	.438	19-114-133	5.8	97	4.2	69	0	28	6	479	20.8
05-06	SA	13	426	76-157	.484	73-87	.839	14-42	.333	9-50-59	4.5	39	3.0	43	1	19	7	239	18.4
06-07	SA	20	602	99-247	.401	97-116	.836	38-99	.384	16-93-109	5.5	74	3.7	61	0	33	4	333	16.6
07-08	SA	17	559	98-232	.422	69-77	.896	38-102	.373	14-50-64	3.8	67	3.9	47	0	10	5	303	17.8
09-10	SA	10	352	58-140	.414	58-67	.866	20-60	.333	4-33-37	3.7	60	6.0	30	0	26	2	194	19.4
10-11	SA	5	174	31-73	.443	32-41	.780	9-28	.321	2-18-20	4.0	21	4.2	13	0	13	3	103	20.6
11-12	SA	14	390	65-145	.448	48-56	.857	65-145	.338	8-47-49	3.5	56	4.0	36	0	10	4	201	14.4
TOTALSSA		136	8435	685-1555	.441	616-747	.825	222-603	.368	116-500-616	4.5	515	3.8	391	0	197	41	2208	16.2

NBA ALL-STAR STATISTICS

Year	TEAM	G	MINS	FGM-FGA	PCT	FTM-FTA	FT%	FG3-FG3APCT	OFF-DEF-TOT	R/G	AST	A/G	PF	DQ	STL	BLK	PTS	AVG
04-05	SA	1	22	3-6	.500	2-2	1.000	0-2	.000	2-1-3	3.0	1	1.0	3	0	1	8	8.0
10-11	SA	1	21	2-7	.286	3-4	.750	0-3	.000	1-2-3	3.0	5	5.0	3	0	3	7	7.0
TOTALS		2	43	5-13	.385	5-6	.833	0-5	.000	3-3-6	3.0	6	3.0	6	0	4	15	7.5

CAREER HIGHS

	REGULAR SEASON HIGHS	PLAYOFF HIGHS
MINUTES	50, at L.A. Clippers, 4/9/05	45, vs. Phoenix, 4/19/08
POINTS	48, at Phoenix, 1/21/05	39, vs. Seattle, 5/17/05
REBOUNDS	15, at Toronto, 2/11/08	11, vs. Phoenix, 5/18/07
ASSISTS	14, vs. Denver, 3/10/08	11, at Phoenix, 5/5/10
STEALS	8, vs. L.A. Lakers, 1/23/08	5, twice: latest vs. Phoenix, 5/9/10

DANNY GREEN



**GUARD/
FORWARD**

4

HEIGHT 6-6 | **WEIGHT** 210 | **SEASON** Fourth
BIRTHDATE 6/22/87 | **BIRTHPLACE** North Babylon, NY
HIGH SCHOOL St. Mary's (Manhasset, NY) | **COLLEGE** North Carolina

SELECTED BY CLEVELAND IN THE SECOND ROUND OF
THE 2009 NBA DRAFT, 46TH OVERALL PICK

SIGNED BY THE SPURS ON 3/6/11

2011-12: Only Spur to appear in all 66 games, starting in 38 games ... averaged 9.1 points, 3.5 rebounds and 1.3 assists in 23.1 minutes ... shot .442 (211-477) from the floor, .436 (102-234) from behind the arc and .790 (79-100) from the foul line ... ranked ninth in the NBA in three-point field goal percentage ... scored in double figures 29 times, including 20-or-more points four times ... led the team in points seven times, rebounds twice, assists twice, steals 17 times and blocks 17 times ... registered a career-high 24 points (9-13 FG, 3-4 3FG, 3-3 FT), 7 rebounds, 2 steals and 2 blocks vs. Denver on 1/7 ... recorded 22 points (7-11 FG, 5-6 3FG, 3-3 FT), 3 rebounds, 2 steals and 2 blocks vs. L.A. Lakers on 4/11 ... finished with 21 points, 4 rebounds and a career-high 5 steals at OKC on 3/16 ... tallied 16 points (6-13 FG, 4-7 3FG), 4 rebounds and 3 steals vs. L.A. Clippers on 3/9 ... finished with 18 points, 6 rebounds and 6 assists vs. Dallas on 3/23 ... posted 20 points while connecting on a perfect 6-of-6 three pointers at Miami on 1/17/12 ... finished with 18 points while shooting a perfect 6-of-6 from the field, 4-of-4 from downtown and 2-of-2 from the foul line ... appeared in 14 playoff games, averaging 7.4 points and 3.2 rebounds in 20.6 minutes ... recorded a career postseason-high 15 points (6-11 FG, 3-6 3FG) to go along with 6 rebounds in Game 1 vs. L.A. Clippers on 5/15 ... posted 14 points and 6 rebounds in Game 3 at Utah on 5/5 ... tallied 13 points (5-8 FG, 3-5 3FG), 4 rebounds and 3 blocks in Game 2 vs. Utah 5/2.

CAREER NOTES: Is in his fourth NBA season, his third with the Spurs ... in three NBA seasons has appeared in 94 games, averaging 7.3 points and 2.8 rebounds in 18.4 minutes ... has appeared in 18 playoff games averaging 6.0 points, 2.6 rebounds in 16.4 minutes ... participated in the NBA's Basketball Without Borders in Moscow, Russia in the summer of 2012 ... spent part of the 2010-11 season with the Reno Bighorns in the NBA Development League ... in 16 games with the Bighorns, averaged 20.1 points, 7.5 rebounds, 2.6 assists and 1.38 steals in 37.4 minutes.

CAREER TRANSACTIONS: Selected by the Cavaliers in the second round (46th overall pick) of the 2009 NBA Draft ... waived by the Cavs on 10/19/10 ... signed by the Spurs on 11/17/10 ... waived by San Antonio on 11/23/10 ... re-signed by the Spurs on 3/6/11 ... re-signed by the Spurs on 7/11/12. 2010-11: Appeared in eight games, averaging 5.1 points and 1.9 rebounds in 11.5 minutes ... shot .486 (17-35) from the field and .368 (7-19) from three-point territory ... posted a career-high 13 points (5-9 FG, 3-6 3FG), 4 rebounds and 2 assists in a career-high 24 minutes at Phoenix on 4/13 ... recorded 9 points and 3 rebounds vs. Sacramento on 4/6 ... assigned to the Austin Toros of the NBA Development League on 4/2 and recalled on 4/3 ... originally signed with the Spurs on 11/17 and was later waived on 11/23 ... joined the Reno Bighorns in the NBA Development League ... in 16 games with the Bighorns, averaged 20.1 points, 7.5 rebounds, 2.6 assists and 1.38 steals in 37.4 minutes per game while shooting .451 (114-253) from the field, .434 (36-83) from three-point territory and .795 (58-73) from the free throw line ... registered seven DNP-CDs and was inactive for four games ... appeared in four games vs. Memphis in the first round of the playoffs ... totaled 5 points and 2 assists in 7 minutes of action.

COLLEGE NOTES: Played four seasons at the University of North Carolina ... appeared in 145 games (39 starts), averaging 9.4 points, 4.1 rebounds, 1.8 assists and 1.10 steals while shooting .445 (491-1,079) from the field, .375 (184-491) from three-point range and .845 (202-239) from the foul line ... won more games (123) than any other Tar Heel in school history ... finished his college career as the only player in ACC history to tally 1,000 points, 500 rebounds, 250 assists, 150 three-pointers, 150 blocks and 150 steals ... as a senior, averaged 13.1 points, 4.7 rebounds, 2.7 assists, 1.76 steals and 1.34 blocks in 38 games (all starts) as North Carolina won the 2009 NCAA Championship ... ranked second in the ACC in three-point shooting (.418, 77-184), sixth in steals and 10th in blocks ... was named to the ACC All-Defensive First Team, the All-ACC Third Team and the NCAA South Regional Tournament Team ... helped guide the Tar Heels to a Final Four appearance in 2008.

NBA REGULAR SEASON STATISTICS

Year	TEAM	G	MIN	FGM-FGA	PCT	FTM-FTA	FT%	FG3-FG3A	PCT	OFF-DEF-TOT	R/G	AST	AG	PF	DQ	STL	BLK	PTS	AVG
09-10	CLE	20	115	15-39	.385	4-6	.667	6-22	.273	8-9-17	0.9	5	0.3	9	0	6	3	40	2.0
10-11	SA	8	92	17-35	.486	0-0	---	7-19	.368	3-12-15	1.9	2	0.3	7	0	2	1	41	5.1
11-12	SA	66	1522	211-477	.442	79-100	.790	102-234	.436	54-174-228	3.5	86	1.3	107	0	58	46	603	9.1
TOTALS		94	1729	243-551	.441	83-106	.783	115-275	.418	65-195-260	2.8	93	1.0	123	0	66	50	684	7.3

NBA PLAYOFF STATISTICS

Year	TEAM	G	MIN	FGM-FGA	PCT	FTM-FTA	FT%	FG3-FG3A	PCT	OFF-DEF-TOT	R/G	AST	AG	PF	DQ	STL	BLK	PTS	AVG
10-11	SA	4	7	2-6	.333	0-0	---	1-4	.250	0-1-1	0.3	2	0.5	1	0	1	1	5	1.3
11-12	SA	14	289	38-91	.418	7-10	.700	20-58	.339	3-42-45	3.2	15	1.1	24	0	7	10	103	7.4
TOTALS		18	296	40-97	.412	7-10	.700	21-62	.339	3-43-46	2.6	17	0.9	25	0	8	11	108	6.0

CAREER HIGHS

	REGULAR SEASON HIGHS	PLAYOFF HIGHS
MINUTES	38, three times: latest at Oklahoma City, 3/16/12	31, at Utah, 5/5/12
POINTS	24, vs. Denver, 1/7/12	15, vs. L.A. Clippers, 5/15/12
REBOUNDS	7, 4 times: latest, at New Orleans, 3/24/12	6, 3 times: latest at L.A. Clippers, 5/20/12
ASSISTS	6, vs. Dallas, 3/23/12	4, at L.A. Clippers, 5/20/12
STEALS	5, at Oklahoma City, 3/16/12	2, vs. L.A. Clippers, 5/17/12
BLOCKS	3, vs. Portland, 1/13/12	3, vs. Utah, 5/2/12

STEPHEN JACKSON



HEIGHT 6-8 | **WEIGHT** 220 | **SEASON** Thirteenth
BIRTHDATE 4/5/78 | **BIRTHPLACE** Port Arthur, Texas
HIGH SCHOOL Oak Hill Academy (Virginia)

SELECTED BY PHOENIX WITH THE 43RD PICK
IN THE 1997 NBA DRAFT

OBTAINED BY THE SPURS FROM GOLDEN STATE FOR RICHARD JEFFERSON,
T.J. FORD AND A PROTECTED FIRST ROUND PICK ON 3/23/12

GUARD/
FORWARD
3

2011-12: Appeared in 46 games, starting in 14, with Milwaukee and San Antonio, averaging 9.8 points, 3.5 rebounds, 2.5 assists and 1.14 steals in 25.8 minutes ... shot .374 (159-425) from the floor, .825 (94-114) from the free throw line ... in San Antonio, appeared in 21 games, starting one game, averaging 8.9 points, 3.5 rebounds, 2.5 assists and 1.33 steals in 23.8 minutes ... shot .405 (62-153) from the field, .306 (19-62) from three-point distance and .815 (44-54) from the free throw line ... for the season, scored in double figures 17 times, including 20-or-more once and 30-or-more once ... led the Spurs in rebounds twice, steals five times and blocks twice ... posted a season-high 34 points (12-17 FG, 3-4 3 FG, 7-7 FT) and 8 assists vs. San Antonio on 1/10 ... two nights later tallied 25 points (9-17 FG, 3-7 FG, 4-4 FT), 6 rebounds, 6 assists and 3 steals vs. Detroit on 1/12 ... finished with 16 points (6-9 FG, 3-4 3FG, 1-2 FT), 3 rebounds and 3 assists vs. Minnesota in his Spurs home debut on 3/21 ... registered 12 points, a season-high 5 steals, 4 assists, 3 rebounds and 2 blocks vs. Portland on 4/23 ... registered 8 points and a season-high 9 rebounds at Boston on 4/4 ... was inactive for one game and registered three DNP - CDs with San Antonio ... appeared in all 14 playoff games, averaging 8.3 points, 2.0 rebounds and 1.7 assists in 21.4 minutes ... shot .535 (38-71) from the floor, .605 (26-43) from three-point distance and 1.000 (9-9) from the free throw line ... ranked first in the NBA in three-point FG% during the playoffs ... second highest three-point FG% in Spurs postseason history (single season) ... scored in double figures six times ... finished with a postseason-high 23 points (6-7 FG, 6-7 3FG, 5-6), connecting on his first six three-point attempts, 4 rebounds and 2 steals in Game 6 at Oklahoma City on 6/6 ... recorded 16 points (6-7 FG, 4-5 3FG) in Game 3 at Oklahoma City on 5/31 ... posted 14 points (4-8 FG, 204 3FG, 4-4 FT), 4 rebounds in 2 assists in Game 1 vs. Utah on 4/29.

CAREER NOTES: Is in his 13th NBA season, his fourth with the Spurs ... is in his second stint with the Silver and Black ... spent two seasons (2001-03) in San Antonio and was a part of the 2003 NBA Championship team ... in his two seasons with the Spurs, he averaged 10.0 points, 3.0 rebounds, 1.9 assists and 1.36 steals in 24.1 minutes ... during the Spurs 2003 championship run, he started all 24 games, averaging 12.8 points, 4.1 rebounds, 2.7 assists and 1.38 steals in 33.8 minutes ... has played for seven different teams including, New Jersey (2000-01), Atlanta (2003-04), Indiana (2004-07), Golden State (2007-09), Charlotte (2009-11) and Milwaukee (2011-12) ... has been named Player of the Week twice (Western - 12/2/07 and Eastern, 1/9/10) ... received the NBA's Community Assists Award in March 2008 ... has appeared in 794 career games, averaging 15.9 points, 4.0 rebounds, 3.2 assists and 1.34 steals in 33.0 minutes ... has seen action in 72 playoff games, 58 starts, averaging 13.9 points, 3.7 rebounds, 2.7 assists and 1.40 steals in 33.6 minutes ... played for the LaCrosse Bobcats of the CBA in 1997-98 and in Venezuela in 1998-99, then split 1999-00 between the Dominican Republic and the Fort Wayne Fury of the CBA

CAREER TRANSACTIONS: Selected by the Suns in the second round (43rd overall pick) of the 1997 NBA Draft ... signed as a free agent with New Jersey (10/10/00) ... signed as a free agent with San Antonio on (8/2/01) ... signed as a free agent with Atlanta (10/3/03) ... traded by Atlanta to Indiana for Al Harrington (7/15/04) ... traded from Indiana to Golden State, along with Al Harrington, Sarunas Jasikevicius and Josh Powell, in exchange for Ike Diogu, Mike Dunleavy, Keith McLeod and Troy Murphy (1/17/07) ... traded by the Warriors to the Bobcats, along with Acie Law, in exchange for Raja Bell and Vladimir Radmanovic (11/16/09) ... traded to Milwaukee along with Shaun Livingston and the 19th pick in the 2011 NBA Draft in exchange for Corey Maggette in a three-team deal involving Sacramento (6/23/11) ... traded by the Bucks to Golden State along with Andrew Bogut, in exchange for Monta Ellis, Ekpe Udoh, and Kwame Brown (3/13/12) ... traded by the Warriors to the Spurs in exchange for Richard Jefferson, T.J. Ford and a protected 2012 first round draft (3/15/12). pick to the Warriors.

2010-11: Appeared and started in 67 games for the Bobcats ... averaged 18.5 points, 4.5 rebounds, 3.6 assists and 1.2 steals in 35.9 minutes ... shot .411 (435-1,059) from the field, .337 (121-359) from beyond the three-point line and .816 (249-305) from the free-throw line ... scored in double figures on 59 occasions, including 29 games of 20 points or more and seven games of at least 30 points ... recorded three games with double-figure rebounds and one game with double-figure assists ... recorded the second triple-double with 24 points, a season-high 10 rebounds and a season-high 10 assists on 11/20 vs. Phoenix ... tied his season high in rebounds on two other occasions (1/8 vs. Washington and 3/11 vs. Portland) ... led the team in scoring 30 times, rebounding eight times, assists 10 times, steals 20 times and blocks nine times ... scored a Bobcats season-high 39 points on 2/2 at Detroit ... topped the 20-point plateau in seven consecutive games from 12/21-1/10.

2009-10: Appeared and started in 72 games for the Bobcats, averaging a career-best 21.1 points, 5.1 rebounds, 3.6 assists and 1.6 steals blocks in 39.3 minutes ... shot .423 (544-1285) from the field, .334 (118-353) from beyond the three-point line and .786 (312-397) from the free-throw line ... scored in double figures on 69 occasions, including 41 games of 20 points or more and 11 games of at least 30 points ... recorded two games with double-figure rebounds, tallying two double-doubles ... led the team in scoring 39 times, rebounding 10 times, assists 12 times, steals 29 times and blocks nine times ... ranked eighth in the NBA in minutes played, 10th in steals and 14th in scoring ... scored a career-high 43 points on 1/12 vs. Houston ... scored the 10,000th point of his NBA career on 1/16 vs. Phoenix ... named Eastern Conference Player of the Week for the week ending 1/17 after averaging 29.3 points, 6.7 rebounds, 4.7 assists and 3.3 steals as the Bobcats went 3-0 ... in four playoff games against Orlando, averaged a team-best 18.0 points, 5.0 rebounds, 3.8 assists and 1.3 steals in 39.0 minutes ... recorded a playoff career-high eight assists in Game Four against Orlando on 4/26

2008-09: Appeared in 59 games (all starts) for the Warriors, averaging 20.7 points, 5.1 rebounds and 6.5 assists in a career-high 39.6 minutes per game (2nd in NBA) ... one of only four players to average 20-plus points, 5-plus rebounds and 6-plus assists (LeBron James, Chris Paul and Dwyane Wade were others) ... one of only two players to record back-to-back 30-point, 10-assist games, along with Chris Paul (2/2, 2/4) ... recorded first career triple-double with 30 points, 11 rebounds and 10 assists vs. Phoenix on 2/4 ... in 10 games during month of February, averaged 27.3 points, 8.1 assists and 5.7 rebounds, becoming the first Warriors player since 1965 to average at least 25 points, eight assists and five rebounds for an entire calendar month ... scored at least 20 points 35 times, including a career-high 11 straight games from 2/2-3/3, and topped the 30-point plateau on nine occasions ... tallied double-figure rebounds four times and double-figure assists seven times, recording eight double-doubles (five points/assists and three points/rebounds)

2007-08: Appeared in 73 games (all starts) for the Warriors, averaging 20.1 points, 4.4 rebounds, 4.1 assists and 1.26 steals in 39.1 minutes (7th in NBA) ... recorded career-highs in three-point field goals (182), three-point field goal percentage (.363) and free-throw percentage (.832) ... named Western Conference Player of the Week for the week ending 12/2 ... scored at least 20 points 42 times, including four games with at least 30 points and a season-high 41 points vs. Washington on 2/11 ... had his lone double-double of the season with 28 points and 12 rebounds at Memphis on 12/17 ... in 11 games, averaged 19.9 points, 3.6 rebounds, 3.6 assists and 2.00 steals in 41.3 minutes per game ... led the Warriors in minutes per game during playoffs, while ranking second in scoring, assists and steals ... averaged 22.8 points, 4.5 rebounds, 3.7 assists and 2.00 steals in 41.0 minutes per game in First Round as eighth-seeded Warriors upset top-seeded Mavericks ... scored a playoff-career-high 33 points and set a Warriors franchise record with seven three-point field goals in a game in series-clinching Game 6 victory on 5/3

2006-07: Appeared in 75 total games with Indiana and Golden State, averaging a combined 15.5 points, 3.0 rebounds, 3.8 assists and 1.12 steals in 33.1 minutes ... in 38 games (37 starts) with Golden State, averaged 16.8 points, 3.3 rebounds, 4.6 assists and 1.34 steals in 33.9 minutes ... posted one double-double on the season, registering 26 points and a season-high 12 assists vs. Memphis on 2/21 ... scored a season-high-tying 36 points on 2/5 at Indiana, becoming just the third player in 25 years to score 30 or more points against a team that they played for earlier in the season (Vince Carter, 39, NJ vs. TOR and Dominique Wilkins, 36, LAC vs. ATL) ... also scored 36 points on 2/14 vs. New York.

2005-06: Played in 81 games (all starts) for the Pacers, averaging 16.4 points, 3.9 rebounds, 2.8 assists and 1.28 steals in 35.9 minutes ... scored at least 20 points 31 times, including three games of 30 points or more ... tallied a season-high 31 points on 1/8 at Sacramento ... became one of just two players in Pacers history to make 100-plus three-point field goals in consecutive seasons, hitting a team-high 117 treys ... led the team in steals ... started all six playoff games against New Jersey, averaging 13.3 points, 4.5 rebounds and 3.3 assists in 37.8 minutes

2004-05: Appeared in 51 games (49 starts) for the Pacers, averaging 18.7 points, 4.9 rebounds, 2.3 assists and 1.25 steals in 35.4 minutes ... led team with 103 three-point field goals ... scored a season-high 34 points at Chicago on 3/26 ... was suspended 30 games by the NBA for his part in incident at Detroit on 11/19 ... was the Pacers leading scorer in the playoffs, averaging a career-best 16.1 points in 13 games ... scored 20 or more points five times during the playoffs, including 25 points in Game 1 of First Round series vs. Boston on 4/23

2003-04: Appeared in 80 games (78 starts) for Atlanta, averaging 18.1 points, 4.6 rebounds, 3.0 assists and 1.78 steals in 36.8 minutes ... scored a then-career-high 42 points (14-24 FG, 4-5 3FG, 10-10 FT) vs. Washington on 3/12 ... scored in double figures 70 times, including a streak of 33-straight games from 1/13-3/22.

2002-03: Appeared in 80 games (58 starts) for the eventual NBA Champion Spurs, averaging 11.8 points, 3.6 rebounds and 2.3 assists in 28.2 minutes per game ... ranked third on the team in scoring behind Tim Duncan and Tony Parker ... in 24 playoff games, averaged 12.8 points, 4.1 rebounds and 2.7 assists in 33.8 minutes.

2001-02: Appeared in 23 games (one start) for San Antonio, averaging 3.9 points and 1.1 rebounds in 9.9 minutes per game ... missed a total of 45 games while on the injured list

2000-01: Appeared in 77 games (40 starts) for New Jersey as a rookie, averaging 8.2 points, 2.7 rebounds and 1.8 assists in 21.6 minutes per game ... scored a season-high 25 points vs. Atlanta on 12/26.... Started first ever NBA game and scored 15 points (6-10 FG, 2-3 3FG, 1-2 FT) to go along with three rebounds, two steals and one assist in 23 minutes vs. Cleveland on 10/31 ...

1999-00: Was in training camp with the Vancouver Grizzlies before being waived on 10/28 ... played in the Dominican Republic before joining the Fort Wayne Fury of the CBA for five games, averaging 5.2 points and 1.6 assists.

1998-99: Was in training camp with the Chicago Bulls before being waived ... spent the remainder of the season in Venezuela.

1997-98: Drafted by the Phoenix Suns with the 43rd overall pick in the second round of the 1997 NBA Draft but did not immediately play in the NBA ... spent the season with the LaCrosse Bobcats of the CBA.

PERSONAL: Full name is Stephen Jesse Jackson ... in August 2008, launched his charitable foundation, the Jack 1 Foundation, with a series of community outreach events in his hometown of Port Arthur, TX ... the mission of the Jack 1 Foundation, a 501(c)(3) non-profit organization, is to provide community initiatives focusing on youth development and empowerment regardless of economic status ... as part of the foundation launch, also participated in the grand re-opening ceremony of the Stephen Jackson Academy of Art, Science and Technology in Port Arthur, which offers afterschool programs ... the Stephen Jackson Academy was originally opened in 2006 and was re-opened in a new, expanded building that includes a large gymnasium in 2008 ... in September 2008, the Jack 1 Foundation held a Feed The Children event at the Stephen Jackson Academy, in which Jackson and NBA All-Star Shaquille O'Neal joined forces to feed over 800 families in Port Arthur ... received the NBA Community Assist Award for the month of March 2008, a month in which he participated in a Silence the Violence rally at Oakland Tech High School, teamed up with Grammy Award-winner John Legend to raise funds for the Show Me Campaign (Jackson personally donated \$15,000), and participated in the groundbreaking for a basketball court renovation project ... the court renovation, which Jackson sponsored, took place at the Omega Boy's Club in San Francisco and upon completion of the project was unveiled as the Stephen Jackson Basketball Court ... in honor of Jackson's continued commitment to the community, San Francisco Mayor Gavin Newsom proclaimed April 12, 2008, as Stephen Jackson Day in the City of San Francisco ... along with Southwest Airlines, hosted the Stephen Jackson Essay Contest during the 2007-08 season, in which a group of students from his hometown of Port Arthur flew to the Bay Area to meet Jackson and attend their first NBA game ... speaks Spanish ... lives by the words "keep God first and never give up" ... favorite video games are Madden and NBA Live on Xbox ... when growing up, he used to wash dishes and bus tables in his grandfather's soul food restaurant in Port Arthur.

STEPHEN JACKSON

NBA REGULAR SEASON STATISTICS

Year	TEAM	G	MINS	FGM-FGA	PCT	FG3-FG3A	FT%	FTM-FTA	PCT	OFF-DEF-TOT	R/G	AST	AG	PF	DQ	STL	BLK	PTS	AVG
00-01	NJ	77	1660	243-572	.425	52-155	.335	97-135	.719	41-167-208	2.7	140	1.8	166	2	86	14	635	8.2
01-02	SA	23	227	34-91	.374	9-36	.250	12-17	.706	3-23-26	1.1	11	0.5	29	0	15	3	89	3.9
02-03	SA	80	2254	356-818	.435	95-297	.320	139-183	.760	66-220-286	3.6	183	2.3	202	1	125	30	946	11.8
03-04	ATL	80	2940	536-1261	.425	145-427	.340	233-297	.785	97-273-370	4.6	244	3.1	216	3	142	20	1450	18.1
04-05	IND	51	1806	330-819	.403	103-286	.360	190-229	.830	44-206-250	4.9	119	2.3	154	4	64	14	953	18.7
05-06	IND	81	2910	472-1148	.411	117-339	.345	268-341	.786	48-264-312	3.9	225	3.1	195	0	104	43	1329	16.4
06-07	IND/GS75	2479	409-944	.433	100-311	.322	243-299	.813	61-161-222	3.0	287	3.8	200	4	84	34	1161	15.5	
07-08	GS	73	2855	488-1204	.405	182-501	.363	308-370	.832	67-251-318	4.4	300	4.1	171	1	92	29	1466	20.1
08-09	GS	59	2339	413-997	.414	103-305	.338	294-356	.826	70-233-303	5.1	381	6.5	153	2	88	31	1223	20.7
09-10	GS/CHA.81	3129	600-1418	.423	129-393	.328	338-434	.779	78-323-401	5.0	300	3.7	197	1	132	43	1667	20.6	
10-11	CHA	67	2405	435-1059	.411	121-359	.337	249-305	.816	53-251-304	4.5	241	3.6	161	2	80	28	1240	18.5
11-12	MIL/SA.47	1212	159-425	.374	49-170	.288	94-114	.825	22-141-163	3.5	118	2.5	99	1	54	13	461	9.8	
TOTALS	794	26214	4475-10756	.416	1205-3579	.337	2465-3080	.800	650-2513-3163	4.0	2549	3.2	1943	21	1066	302	12620	15.9	

NBA PLAYOFF STATISTICS

Year	TEAM	G	MINS	FGM-FGA	PCT	FG3-FG3A	FT%	FTM-FTA	PCT	OFF-DEF-TOT	R/G	AST	AG	PF	DQ	STL	BLK	PTS	AVG
02-03	SA	24	811	108-261	.414	38-113	.336	53-66	.803	19-79-98	4.1	65	2.7	53	0	33	9	307	12.8
04-05	IND	13	472	70-178	.393	20-63	.317	49-60	.817	7-43-50	3.8	29	2.2	39	0	25	6	209	16.1
05-06	IND	6	227	30-82	.366	6-26	.231	14-18	.778	5-22-27	4.5	20	3.3	23	1	4	1	80	13.3
06-07	GS	11	454	61-161	.379	26-72	.361	71-87	.816	6-34-40	3.6	40	3.6	39	0	22	8	219	19.9
09-10	CHA.	4	156	24-67	.358	3-18	.167	21-26	.808	6-14-20	5.0	15	3.8	13	0	5	1	72	18.0
11-12	SA	14	299	38-71	.535	14-15	.933	26-43	.605	5-23-28	2.0	24	1.7	38	1	9	3	116	8.3
TOTALS		72	2419	331-820	.404	222-272	.816	119-335	.355	48-215-263	3.7	193	2.7	205	2	98	28	1003	13.9

CAREER HIGHS

	REGULAR SEASON HIGHS	PLAYOFF HIGHS
MINUTES	53, twice: latest vs. San Antonio, 2/2/09	47, vs. Boston, 5/5/05
POINTS	43, vs. Houston, 1/12/10	33, vs. Dallas, 5/3/07
REBOUNDS	12, at Memphis, 12/17/07	10, at L.A. Lakers, 5/11/03
ASSISTS	15, vs. Minnesota, 11/9/09	8, vs. Orlando, 4/26/10
STEALS	6, vs. Philadelphia, 4/6/04	5, at Boston, 5/7/05
BLOCKS	4, at Washington, 11/25/08	2, five times: latest at Utah, 5/5/12

CORY JOSEPH



HEIGHT 6-3 | **WEIGHT** 185 | **SEASON** Second
BIRTHDATE 8/20/91 | **BIRTHPLACE** Toronto, Canada
HIGH SCHOOL Findley Prep (Henderson NV) | **COLLEGE** Texas

GUARD
5

SELECTED BY SAN ANTONIO IN THE FIRST ROUND OF THE 2011 NBA DRAFT, 29TH OVERALL PICK.

2011-12: Appeared in 29 games, including one start, averaging 2.0 points and 1.2 assists in 9.2 minutes per game ... shot .314 (22-70) from the field and .647 (11-17) from the foul line ... scored in double figures once ... led the team in assists once, steals twice and blocks twice ... registered a season-high 23 minutes at Miami on 1/17/12 ... in his first career start, tallied a season-high 13 points and 3 assists at Portland on 2/21 ... finished with 8 points, 4 assists, 2 rebounds, 1 steal and 1 block vs. Atlanta on 1/25 ... assigned to the Austin Toros on 1/3/12 ... recalled on 1/11/12 ... assigned to Austin Toros on 3/3 ... recalled on 3/9 ... assigned to Toros on 3/20 ... recalled on 4/25 ... in 14 games for Austin, averaged 13.8 points, 5.1 rebounds, 5.1 assists and 1.29 steals in 32.9 minutes ... recorded his first triple-double for the Toros finishing with 15 points, 17 rebounds and 12 assists vs. Maine Red Claws on 3/23 ... named NBA Development League Performer of the Week for games played through March 19-25 ... registered 10 DNP – CDs.

CAREER NOTES: Is in his second NBA season, both with the Spurs ... was on the Spurs 2012 Las Vegas Summer League team ... averaged 17.0 points, 5.2 assists, 4.4 rebounds, 1.80 steals in 33.0 minutes over five games ... was named a Summer League All-Star.

2010-11: Named to the Big 12 All-Rookie Team and earned All-Big 12 Honorable Mention ... started all 36 games, averaging 10.4 points, 3.6 rebounds and 3.0 assists in 32.4 minutes in while shooting .422 (136-322) from the field, .413 (52-126) from three-point range and .699 (51-73) from the foul line ... led the team in scoring four times and rebounding in two games ... scored in double figures 21 times, including a season-high 21 points and the game-winner at North Carolina on 12/18 ... dished out a career-high 7 assists against Kansas State on 2/28 ... posted 10 points, 6 rebounds, 2 assists and 3 steals in the Big 12 Tournament Semifinals vs. Texas A&M on 3/11 ... scored 14 points in the Big 12 Tournament Championship game vs. Kansas on 3/12.

HIGH SCHOOL: Spent his junior and senior years at Findlay Prep in Henderson, NV ... averaged a team-best 18.8 points, 4.9 assists, 6.7 rebounds and 2.5 steals per game as a senior ... led Findlay to a 32-2 record ... paced Findlay to three wins in three days (April 1-3) to capture the prestigious ESPN Rise National High School Invitational (NHSI) Championship for the second straight year ... claimed Tournament MVP honors at the NHSI, averaging 20.3 points per game over the three contests ... was named a McDonald's All-American and Jordan All-American as a senior ... first-team All-American by Parade Magazine ... helped lead Findlay to a 33-0 record in his junior season ... averaged 10.5 ppg, 4.9 assists, 6.4 rebounds and 2.1 steals per game as a junior ... spent his freshman and sophomore seasons at Pickering High School (Pickering, Ontario) and led his team to back-to-back provincial championships.

PERSONAL: Full name is Cory Ephram Joseph ... son of David and Connie Joseph ... older brother, Devoe, is a senior on the basketball team at the University of Minnesota.

NBA REGULAR SEASON STATISTICS

Year	TEAM	G	MIN	FGM-FGA	PCT	FTM-FTA	FT%	FG3-FG3A	PCT	OFF-DEF-TOT	R/G	AST	A/G	PF	DQ	STL	BLK	PTS	AVG
11-12	SA	29	266	22-70	.314	11-17	.647	3-15	.200	5-20-25	0.9	34	1.2	16	0	7	3	58	2.0

CAREER HIGHS

REGULAR SEASON HIGHS

MINUTES	38, at Golden State, 4/26/12
POINTS	13, at Portland, 2/21/12
REBOUNDS	5, at Golden State, 4/26/12
ASSISTS	4, three times: latest at Golden State, 4/26/12
STEALS	2, twice: latest at Phoenix, 4/25/12
BLOCKS	1, three times: latest at Phoenix, 4/25/12



KAWHI LEONARD

HEIGHT 6-7 | **WEIGHT** 225 | **SEASON** Second
BIRTHDATE 6/29/91 | **BIRTHPLACE** Riverside, CA
HIGH SCHOOL King (Riverside, CA) | **COLLEGE** San Diego State

FORWARD

2

SELECTED BY INDIANA IN THE FIRST ROUND OF
 THE 2011 NBA DRAFT, 15TH OVERALL PICK

OBTAINED FROM INDIANA ALONG WITH DAVIS BERTANS AND ERAZEM
 LORBEK IN EXCHANGE FOR GEORGE HILL, 6/23/11

2011-12: Named to the All-Rookie First Team ... appeared in 64 games, including 39 starts, averaging 7.9 points, 5.2 rebounds and 1.33 steals in 24.0 minutes ... shot .493 (199-404) from the floor, .376 (41-109) from three-point territory and .733 (68-88) from the foul line ... his 39 starts were the most by a Spurs rookie in the Pop era since Tony Parker started 72 games during the 2001-02 season ... scored in double figures 24 times, including 20-or-more once and grabbed 10-or-more rebounds five times ... recorded four double-doubles ... one of four rookies to record four-or-more double-doubles ... was selected to play in the 2012 Rookie Challenge Game at All-Star Weekend but sat out of the game due to injury ... led the team in points once, rebounds 12 times, steals 19 times and blocks five times ... ranked 13th in scoring, third in steals, third in field goal percentage, fifth in 3FG percentage and fourth in rebounding among rookies ... recorded season-high 24 points (9-14 FG, 2-4 3FG, 4-6 FT), 10 rebounds and 5 steals at Portland on 2/21 ... registered his first double-double, scoring 13 points (6-10 FG) and 10 rebounds in a career-high 34 minutes at Oklahoma City on 1/8/12 ... finished with 19 points, 3 rebounds and 4 steals in 33 minutes at Milwaukee on 1/10 ... in his first start, posted 11 points, 8 rebounds and 2 blocks in 38 minutes vs. Houston on 1/11 ... finished with 12 points (6-11 FG), 10 rebounds, 2 steals and 1 block at Memphis on 1/30/12 ... placed on the inactive list for one game vs. Chicago on 2/29 ... started in all 14 playoff games, averaging 8.6 points, 5.9 rebounds, and 1.21 steals in 27.1 minutes ... shot .500 (45-90) from the floor, .450 (18-40) from three and .813 (13-16) from the charity stripe ... ranked eighth in three-point FG% in the postseason ... scored in double figures five times ... recorded his first double-double with a postseason-high 18 points (7-12 FG, 3-6 3FG, 1-1 FT) and 10 rebounds in Game 2 vs. Oklahoma City on 5/29 ... his double-double was the first double-double by a Spurs rookie since Tim Duncan's 32 points and 12 rebounds at Phoenix on 4/23/98 ... registered 14 points (5-7 FG, 3-5 3FG, 1-1 FT), 9 rebounds and 2 assists in Game 3 at L.A. Clippers 5/19 ... posted 16 points (5-8 FG, 3-3 3FG, 3-4 FT), 6 rebounds and 3 steals in Game 1 vs. L.A. Clippers on 5/15 ... finished with 17 points (6-7 FG, 3-4 3FG, 2-2 FT), 3 rebounds, and 2 steals in Game 2 vs. Utah on 5/2.

CAREER NOTES: Is in his second NBA season, both with the Spurs ... was named to the All-Rookie First Team, the first Spurs rookie to earn the honor since Tim Duncan during the 1997-98 season ... chosen to the 2012 USA Men's Select Team that participated in a training camp with Team USA prior to the 2012 Olympics ... was on the Spurs 2012 Las Vegas Summer League team ... played in two games, averaged 25.0 points, 6.0 rebounds and 3.0 assists in 34.0 minutes.

COLLEGE NOTES: Spent two seasons at San Diego State University ... as a sophomore was named a Second Team All-American by the Associated Press ... was a finalist for the Wooden Award and the Naismith Award ... led the Aztecs to a school-record 34 wins and an appearance in the Sweet 16 ... earned First Team All-Mountain West honors and was selected to the All-Mountain West Defensive Team and the All-MWC Tournament Team ... was named the Mountain West Freshman on the Year in 2009-10 ... earned All-MWC First Team honors, becoming the first freshman in MWC history to earn first team all-conference honors. ... named the MWC tournament MVP ... one of only four freshmen in the country to lead his team in scoring and rebounding, averaging a team-best 12.7 points and 9.9 rebounds ... in two season with the Aztecs played in 70 career games, while making 69 starts ... averaged 14.1 points, 10.2 rebounds, 2.2 assists and 1.40 steals in 31.9 minutes while shooting .449 (377-840) from the field and .744 (195-262) from the foul line ... had 40 career double-doubles, which is the second most in school history (Michael Cage - 61) ... tied Andrew Bogut for the most career double-doubles in MWC history... set the MWC all-time mark for career double-doubles in

MWC games (21) and double-doubles in a single season in MWC games (12) ... posted 56 career double-figure scoring games and 42 career double-figure rebounding efforts (nine with 15+) ... led the team in scoring 27 times, rebounding 43 times and assists 16 times ... scored at least 20 points 12 times in his career ... among SDSU all-time leaders ranks second in rebound average (10.2) and fifth in rebounds (716).

HIGH SCHOOL: Named the L.A. Times Player of the Year his senior season, averaging 22.6 points, 13.1 rebounds, 3.9 assists and 3.0 blocks ... had at least 20 points and 20 rebounds six times for a team that went 30-3, won the CIF-Southern Section Division I-AA title and finished in second place in the Southern California Regional ... was also named the CalHiSports.com Mr. Basketball State Player of the Year and was one of seven L.A.-area players to receive the John R. Wooden High School Player of the Year Award (CIF-SS Div. I) ... led King to a 32-3 record as a junior ... helped King advance to the CIF Division I Southern Section finals where he scored 23 points against Compton Dominguez... averaged 17.3 points and 6.5 rebounds... was an all-area second-team choice by The Press-Enterprise.

NBA REGULAR SEASON STATISTICS

Year	TEAM	G	MIN	FGM-FGA	PCT	FTM-FTA	FT%	FG3-FG3A	PCT	OFF-DEF-TOT	R/G	AST	AG	PF	DQ	STL	BLK	PTS	AVG
11-12	SA	64	1534	199-404	.493	68-88	.773	41-109	.376	104-223-327	5.1	70	1.1	88	0	85	24	507	7.9

NBA PLAYOFF STATISTICS

Year	TEAM	G	MIN	FGM-FGA	PCT	FTM-FTA	FT%	FG3-FG3A	PCT	OFF-DEF-TOT	R/G	AST	AG	PF	DQ	STL	BLK	PTS	AVG
11-12	SA	14	379	45-90	.500	13-16	.813	18-40	.450	18-65-83	5.9	8	0.6	23	0	17	6	121	8.6

CAREER HIGHS

	REGULAR SEASON HIGHS	PLAYOFF HIGHS
MINUTES	43, at Portland, 2/21/12	41, at Oklahoma City, 6/6/12
POINTS	24, at Portland, 2/21/12	18, vs. Oklahoma City, 5/29/12
REBOUNDS	11, at Houston, 1/21/12	10, 2x: latest vs. OKC, 6/4/12
ASSISTS	5, vs. Oklahoma City, 2/4/12	2, 18, vs. Oklahoma City, 6/4/12
STEALS	5, at Portland, 2/21/12	3, vs. L.A. Clippers, 5/15/12
BLOCKS	2, four times: latest, vs. L.A. Lakers, 4/11/12	2, vs. Oklahoma City, 5/29/12



PATTY MILLS

HEIGHT 6-0 | **WEIGHT** 185 | **SEASON** Fourth
BIRTHDATE 8/11/88 | **BIRTHPLACE** Canberra, Australia
HIGH SCHOOL Australian Institute of Sport | **COLLEGE** St. Mary's (CA)

GUARD

8

SIGNED BY THE SPURS ON 3/27/12

SELECTED BY PORTLAND IN THE SECOND ROUND OF THE 2009 NBA DRAFT,
 55TH OVERALL PICK

2011-12: Appeared in 16 games, starting three games, averaging 10.3 points, 2.4 assists and 1.8 rebounds in 16.3 minutes ... shot .485 (63-130) from the field, .429 (24-56) from three-point range and a perfect 15-of-15 from the foul line ... scored in double figures four times, including 20-or-more twice and 30-or-more once ... dished out 10-or-more assists once ... recorded one double-double ... led the team in scoring three times, assists once and steals once ... posted a career-high 34 points (14-25 FG, 4-10 3FG, 2-2 FT) and career-high 12 assists at Golden State on 4/26 ... finished with 27 points and 5 assists at Phoenix on 4/25 ... tallied 20 points (8-11 FG, 4-5 3FG, 2-2 FT), 2 rebounds and 2 assists at Cleveland on 4/3 ... finished with 14 points, 4 assists and 2 steals in his home debut vs. New Orleans on 4/6 ... registered three DNP – CD's ... on 4/6 ... registered three DNP – CD's ... appeared in eight playoff games, averaging 1.9 points in 3.9 minutes ... scored 9 points vs. Utah on 5/2.

CAREER NOTES: Is in his fourth NBA season, his second with the Spurs ... spent two seasons with the Trail Blazers ... has appeared in 90 NBA games, averaging 6.0 points and 1.7 assists in 12.0 minutes ... has appeared in 13 playoff games, averaging 1.6 points in 3.7 minutes ... has also played professionally in China and Australia ... member of the Australian National Team since 2007 ... played for the Bombers in the 2008 Olympic Games in Beijing ... was the only collegiate basketball player competing in the 2008 Olympic Games ... the youngest player in the history of Australia to compete in the Olympic Games in basketball ... in six games he averaged a team-best 14.2 points per game while coming off the bench in each game ... scored 20 points in the quarterfinals against the United States while recording three assists, two steals, and no turnovers in 28 minutes ... helped the Bombers qualify for the 2012 Olympics by capturing the 2011 FIBA Oceania Championship ... was the leading scorer in the 2012 Olympics in London, averaging 21.2 points ... helped guide the Boomers to the second round ... posted a tournament-high 39 points (9-15 FG, 5-7 3FG, 6-6) vs. Great Britain ... played two seasons at St. Mary's College ... earned First Team All-West Coast honors as a freshman and sophomore ... was named the WCC Newcomer of the Year in 2008.

CAREER TRANSACTIONS: Selected by the Trail Blazers in the second round (55th overall pick) of the 2009 NBA Draft ... signed by the Spurs (3/27/12) ... re-signed by San Antonio (7/13/12).

2010-11: Played in 64 contests for the Trail Blazers, averaging 5.5 points and 1.7 assists in 12.2 minutes ... shot .412 (135-328) from the field, .353 (47-133) from three-point range and .766 (36-47) from the foul line ... scored in double figures 10 times ... posted what was career-best 23 points on 4/13 at Golden State ... tallied 14 points (6-8 FG, 2-2 FT) in 14 minutes on 3/2 at Sacramento ... scored 13 points on 1/9 vs. Miami, 11 of them coming in the fourth quarter ... registered 14 points on 1/5 at Houston ... posted 14 points and a career-high 5 steals on 1/2 vs. Houston ... tallied 12 points on 12/18 vs. Golden State ... appeared in two first round playoff games totaling one rebound in five minutes of action.

2009-10: Appeared in 10 with the Trail Blazers, averaging 2.6 points in 3.8 minutes ... scored a career-best 11 points 4/14 vs. Golden State ... in five games with D-League's Idaho Stampede, averaged 25.6 points and 5.4 assists, scoring 20-plus points four times ... posted 38 point (13-25 FG, 7-10 3-PT) and 12 assists at Reno in his first game with Idaho on 1/1 ... posted averages of 2.0 points, 1.0 assist and 4.0 minutes in three games in the first round of the playoffs.

COLLEGE NOTES: Played two seasons at St. Mary's College ... earned First Team All-West Coast honors as a freshman and sophomore ... averaged 18.4 points, 3.9 assists, 2.4 rebounds and 2.2 steals in 32.1 minutes as a sophomore ... was named WCC Player of the Week twice (Nov. 24 and Dec. 8) ... was named the WCC Newcomer of the Year in 2008 ... started all 32 games for the Gaels as a freshman, posting a team-high 14.8 points, 2.1 rebounds, 3.5 assists and 1.8 steals in 32.1 minutes ... set a Saint Mary's freshman record for points in a season with 472 ... was a three-time WCC Player of the Week Selection (Nov. 16, Dec. 24 and Feb. 19) ... set the school freshman mark for points in a game with a 37-point performance vs. Oregon.

PERSONAL: Uncle, Danny Morseay, is an NBL Hall of Fame member and played for the Australian National Team in the 1980 and 1984 Olympics. Named the "most promising new sports talent" at the 2006 Deadlys Awards, which honor Aboriginal and Torres Strait Islanders achievements in sports, music, entertainment and community.

NBA REGULAR SEASON STATISTICS


Year	TEAM	G	MINS	FGM-FGA	PCT	FG3-FG3A	FT%	FTM-FTA	PCT	OFF-DEF-TOT	R/G	AST	AG	PF	DQ	STL	BLK	PTS	AVG
09-10	POR	10	38	10-24	.417	2-4	.500	4-7	.571	1-1-2	0.2	5	0.5	6	0	4	0	26	2.6
10-11	POR	64	783	135-328	.412	47-133	.353	36-47	.766	19-32-51	0.8	109	1.7	63	0	27	1	353	5.5
11-12	SA	16	261	63-130	.485	24-56	.429	15-15	1.000	4-24-28	1.8	39	2.4	14	0	10	1	165	10.3
TOTALS		90	1081	208-482	.432	73-193	.378	55-69	.797	24-57-81	0.9	153	1.7	83	0	37	2	544	6.0

NBA PLAYOFF STATISTICS

Year	TEAM	G	MINS	FGM-FGA	PCT	FG3-FG3A	FT%	FTM-FTA	PCT	OFF-DEF-TOT	R/G	AST	AG	PF	DQ	STL	BLK	PTS	AVG
09-10	POR	3	12	2-4	.500	1-1	1.000	1-1	1.000	0-0-0	0.0	3	1.0	1	0	0	0	6	2.0
10-11	POR	2	5	0-2	.000	0-1	.000	0-0	---	0-1-1	0.5	0	0.0	0	0	0	0	0	0.0
11-12	SA	8	31	6-11	.545	0-0	---	3-5	.600	1-2-3	0.4	5	0.6	2	0	1	0	15	1.9
TOTALS		13	48	8-17	.471	1-1	1.000	4-7	.571	1-3-4	0.3	8	0.6	3	0	1	0	21	1.6

CAREER HIGHS

	REGULAR SEASON HIGHS	PLAYOFF HIGHS
MINUTES	43, at Golden State, 4/26/12	14, vs. Utah, 5/2/12
POINTS	34, at Golden State, 4/26/12	9, vs. Utah, 5/2/12
REBOUNDS	5, at Golden State, 4/26/12	1, four times: latest at L.A. Clippers, 5/19/12
ASSISTS	12, at Golden State, 4/26/12	2, vs. Phoenix, 4/22/10
STEALS	2, vs. New Orleans, 4/6/12	1, vs. Utah, 5/2/12
BLOCKS	1, at Golden State, 4/26/12	N/A



GARY NEAL

HEIGHT 6-4 | **WEIGHT** 210 | **SEASON** Third
BIRTHDATE 10/3/84 | **BIRTHPLACE** Cleveland, OH
HIGH SCHOOL Calvert Hall (Towson, MD) | **COLLEGE** Towson

GUARD
14

NOT DRAFTED BY AN NBA FRANCHISE

SIGNED BY THE SPURS ON 7/22/10

2011-12: Appeared in 56 games, including seven starts, averaging 9.9 points 2.1 rebounds and 2.1 assists in 21.5 minutes ... shot .436 (212-486) from the floor, .419 (83-198) from three-point line and .781 (50-64) from the foul line ... scored in double figures 29 times, including 20-or-more once ... led the team in points seven times, assists four times and steals four times ... ranked 15th in 3FG percentage ... finished with a season-high 21 points (9-13 FG, 2-7 3FG, 1-2 FT), and 3 assists vs. Chicago on 2/29 ... stole an inbounds pass and knocked down a three-pointer with 5.7 seconds left to tie the game and force overtime at the L.A. Clippers on 2/18 ... the Spurs would go on to win the game in OT ... recorded 19 points and season-high 7 assists at Dallas on 1/29 ... tallied 18 points (8-10 FG, 2-4 3FG) and 4 rebounds and 3 assists at New Jersey on 2/11 ... had 18 points (6-9 FG, 4-4 3FG, 2-2 FT) 6 assists and 5 rebounds at Philadelphia on 2/8/12 ... scored 18 points against Oklahoma City on 1/8 ... finished with 15 points, 3 rebounds and 2 assists vs. Houston on 2/1 ... missed five games between 12/26/11 – 1/2/12 due to appendectomy surgery ... missed two games on 3/24 and 3/25 with a left mid-foot sprain ... missed one game on 4/11 due to gastroenteritis ... missed the final two games of the season with a left shoulder stinger ... appeared in 14 playoff games, averaging 7.5 points, 1.4 assists and 1.3 rebounds in 15.5 minutes ... shot .476 (39-82) from the floor and .444 (16-36) from behind the arc ... ranked 10th in three-point FG% in the postseason ... scored in double figures four times ... recorded a postseason-high 14 points (5-7 FG, 2-3 3FG, 2-2 FT) and 3 assists in Game 4 at L.A. Clippers on 5/20 ... posted 11 points and 3 rebounds in Game 4 at Utah on 5/7.

CAREER NOTES: Is in his third NBA season, all with the Spurs ... became the second undrafted rookie to make the NBA's All-Rookie First Team in league history, joining Jorge Garbajosa who earned the honor in 2006-07 ... broke the Spurs rookie record for three-point field goal percentage (.419) and three-pointers made (129) ... selected to play on the Rookie squad in the 2011 Rookie Challenge at All-Star Weekend ... became just the sixth undrafted rookie in NBA history to participate in the Rookie Challenge ... finished the night with 20 points, 4 rebounds, and 4 assists ... spent three seasons playing overseas in Italy, Spain and Turkey ... played on the Spurs 2010 Summer League team in Las Vegas ... led the team in scoring, averaging 16.0 points and 2.6 rebounds in 25.8 minutes while shooting .500 (30-60) from the field and .500 (17-34) from beyond the arc in five games ... started his college career at La Salle before transferring to Towson for his final two years ... averaged 25.3 points as a senior (fourth in the nation) ... earned All-CAA First Team honors as a senior and All-CAA Second Team honors his junior season ... was the All-Atlantic 10 Rookie of the Year in 2003 and was named to the All-Atlantic 10 Second Team in 2003 and 2004 ... is one of only three players in NCAA history to score 1,000 or more points at two different schools (1,254 – Towson and 1,041 – LaSalle).

2010-11: Named to NBA All-Rookie First Team ... appeared in 80 games, including one start, averaging 9.8 points, 2.5 rebounds and 1.2 assists in 21.1 minutes ... shot .451 (285-632) from the field, .419 (129-308) from the three-point line, and .808 (81-100) from the free throw line ... among NBA rookies ranked fifth in points per game, first in three-point field goal percentage and makes seventh in field goal percentage and second in free throw percentage ... broke the Spurs rookie record for three-point field goal percentage and three-pointers made ... ranks third on the Spurs all-time rookie chart for free throw percentage ... selected to play on the Rookie squad in the 2011 Rookie Challenge at All-Star Weekend ... became just the sixth undrafted rookie in NBA history to participate in the Rookie Challenge ... finished the night with 20 points, 4 rebounds, and 4 assists ... scored in double figures 40 times, including four 20-plus games ... led the team in scoring eight times, assists one time, and steals four times ... posted a season-high 25 points (9-15 FG, 6-8 3FG) and 5 rebounds in 24 minutes at Denver on 3/23 ... his six three-pointers tied the NBA record for the most three-point field goals made in a game by an undrafted rookie, as he became the sixth player to accomplish this and the first since Wesley Matthews did so last year on 3/14/10 ... became the first undrafted Spurs rookie to

accomplish the feat in franchise history ... tallied 15 points, 7 rebounds, and 4 assists in 25 minutes vs. L.A. Lakers on 3/6 ... notched 16 points (7-8 FG, 1-1 3FG, 1-3 FT) and 4 assists in 27 minutes vs. Miami on 3/4 ... finished with 19 points (6-8 FG, 4-5 3FG, 3-3 FT) in 27 minutes vs. Oklahoma City on 2/23 ... recorded 16 points (6-8 FG, 2-3 3FG, 2-3 FT), 4 rebounds, and 4 assists in 30 minutes at Washington on 2/12 ... grabbed a career-high 8 rebounds in 20 minutes vs. Oklahoma City on 1/1 ... posted 11 points, 5 rebounds, and 5 assists in 33 minutes vs. New Orleans on 12/5 ... finished with 16 points (6-10 FG, 4-8 3FG) and 6 rebounds in 20 minutes at L.A. Clippers on 11/1 ... DND vs. New Jersey on 2/25 and vs. Memphis on 2/27 due to mild concussive symptoms ... saw action in all six games vs. Memphis in the first round of the playoffs ... averaged 7.7 points and 3.0 rebounds in 18.5 minutes ... knocked down a game-tying three-pointer as time expired in Game 5 vs. Memphis on 4/27 ... San Antonio would go on to win the game 11-103 in overtime

2009-10: Split the season playing for Benetton Treviso in Italy and Unicaja Malaga in Spain ... in Italian League play appeared in 22 games, averaging 19.4 points, 4.1 rebounds, 2.8 assists and 2.0 steals in 32.9 minutes while shooting .628 (108-172) from two-point range, .371 (49-132) from three-point range and .800 (64-80) from the foul line ... saw action in 11 Eurocup games, averaging 19.3 points, 4.3 rebounds, 2.5 assists and 2.1 steals in 32.2 minutes ... completed the season playing in 10 games for Unicaja Malaga in the Spanish ACB League ... averaged 12.6 points and 2.3 rebounds in 19.9 minutes while shooting .571 (28-49) from two-point range, .408 (20-49) from three-point range and .588 (10-17) from the foul line.

2008-09: Averaged 13.9 points, 3.3 rebounds, 1.3 assists and 1.2 steals in 34 games for Benetton Treviso ... saw action in 13 Eurocup games, averaging 17.5 points, 4.1 rebounds and 2.1 assists.

2007-08: Split the season between Pinar Karsiyaka in Turkey and Barcelona in Spain ... saw action in 19 Turkish League games, averaging 23.6 points, 5.2 rebounds and 3.5 assists ... led the league in scoring ... appeared in 14 games for Barcelona, averaging 3.6 points and 1.1 rebounds ... saw action in seven Euroleague games, averaging 2.3 points and 1.4 rebounds.

COLLEGE NOTES: Started his college career at La Salle before transferring to Towson for his final two years ... averaged 25.3 points as a senior (fourth in the nation) ... earned All-CAA First Team honors as a senior and All-CAA Second Team honors his junior season ... was the All-Atlantic 10 Rookie of the Year in 2003 and was named to the All-Atlantic 10 Second Team in 2003 and 2004 ... in 49 games at Towson, averaged 25.6 points, 4.1 rebounds, 3.3 assists and 1.55 steals ... set Towson's single season scoring record with 810 points as a senior ... in two seasons at LaSalle, saw action in 57 games, averaging 18.3 points, 3.7 rebounds and 2.0 assists ... is one of only three players in NCAA history to score 1,000 or more points at two different schools (1,254 – Towson and 1,041 – LaSalle).

PERSONAL: Led Aberdeen High School to a 21-4 record and a Maryland State Class A championship his junior year ... scored the game-winning basket ... the people he most admires are his parents ... favorite actor is Denzel Washington ... favorite musician is Jay-Z ... favorite meal is a cheeseburger at TGI Friday's ... most memorable experience to date was winning the Class A state championship while at Aberdeen High ... the youngest of three boys in the family ... son of Gordon and Janet Neal.

NBA REGULAR SEASON STATISTICS


Year	TEAM	G	MINS	FGM-FGA	PCT	FTM-FTA	FT%	FG3-FG3A	PCT	OFF-DEF	TOT	R/G	AST	A/G	PF	DQ	STL	BLK	PTS	AVG
10-11	SA	80	1685	285-632	.451	84-104	.808	129-308	.419	21-175	196	2.5	96	1.2	148	0	27	4	783	9.8
11-12	SA	56	1206	212-486	.436	50-64	.781	83-198	.419	12-106	118	2.1	117	2.1	75	0	27	2	557	9.9
TOTALS		136	2891	497-1118	.445	134-168	.798	212-506	.419	33-281	314	2.3	213	1.6	223	0	54	6	1340	9.9

NBA PLAYOFF STATISTICS

Year	TEAM	G	MINS	FGM-FGA	PCT	FTM-FTA	FT%	FG3-FG3A	PCT	OFF-DEF	TOT	R/G	AST	A/G	PF	DQ	STL	BLK	PTS	AVG
10-11	SA	6	111	17-46	.370	7-7	1.000	5-19	.263	2-6	18	3.0	5	0.8	11	0	1	1	46	7.7
11-12	SA	14	217	39-82	.476	11-13	.846	16-36	.444	1-17	18	1.3	19	1.4	21	0	2	0	105	7.5
TOTALS		20	656	56-128	.438	21-55	.900	21-55	.382	3-33	36	1.8	24	1.2	32	0	3	1	151	7.5

CAREER HIGHS

	REGULAR SEASON HIGHS	PLAYOFF HIGHS
MINUTES	37, at Phoenix, 4/13/11	25, vs. Memphis, 4/17/11
POINTS	25, at Denver, 3/23/11	14, at L.A. Clippers, 5/20/12
REBOUNDS	8, vs. Oklahoma City, 1/1/11	5, at Memphis, 4/29/11
ASSISTS	7, at Dallas, 1/29/12	5, at Oklahoma City, 5/31/12
STEALS	4, vs. Minnesota, 3/21/12	1, three times: latest at OKC, 6/6/12
BLOCKS	1, six times: latest at Philadelphia, 2/8/12	1, vs. Memphis, 4/17/11



TONY PARKER

HEIGHT 6-2 | **WEIGHT** 180 | **SEASON** Twelfth
BIRTHDATE 5/17/82 | **BIRTHPLACE** Bruges, Belgium
HIGH SCHOOL INSEP (Paris, France)

GUARD
9

SELECTED BY SAN ANTONIO IN THE FIRST ROUND
 OF THE 2001 NBA DRAFT, 28TH OVERALL PICK

2011-12: Named to the All-NBA Second Team for the first time in his career ... started in all 60 games he appeared in, averaging 18.3 points, a career-best 7.7 assists and 2.9 rebounds in 32.0 minutes ... shot .480 (427-890) from the floor and .799 (227-284) from the free throw line ... ranked eighth in the league assists per game ... scored in double figures 52 times, including 20-or-more points 26 times, 30-or-more points seven times and 40-or-more points once ... dished out 10-or-more assists 13 times ... led the team in points 22 times, assists 51 times, steals 15 times and blocks twice ... registered 12 double-doubles ... named Western Conference Player of the Week 1/29-2/4 ... was named a Western Conference All-Star for the fourth time in his career ... won the Skills Challenge at All-Star Weekend with a time of 32.8 seconds ... became the Spurs all-time assist leader passing Avery Johnson vs. Oklahoma City on 2/4 ... recorded three 30+ points and 10+ assists games this season (3/14, 2/18, 2/15) ... marks the second time in his career that he has produced that statistical line at least three times in a single season ... finished with a season-high 42 points (16-29 FG, 10-12 FT), 9 assists, 3 rebounds and 2 steals vs. Oklahoma City on 2/4 ... had 32 points (12-19 FG, 8-9 FT) vs. New York on 3/7 ... tallied 37 points (12-24 FG, 13-13 FT) and 8 assists at Philadelphia on 2/8/12 ... recorded 30 points and 10 assists at L.A. Clippers on 2/18 ... registered 34 points and handed out 14 assists at Toronto on 2/15 ... registered 32 points and 6 assists vs. New York on 3/7 ... tallied 31 points and 7 assists vs. Washington on 3/12 ... posted 31 and 12 assists vs. Orlando on 3/14 ... finished with 28 points, handed out 8 assists and grabbed a season-high 5 rebounds vs. Houston on 1/11/12 ... recorded 20 points and a career-high 17 assists at New Orleans on 1/23 ... became the second Spur to post 20 points and 17 assists since Wes Matthews recorded 20 points and 17 assists vs. Portland on 4/13/86 ... his 17 assists was the highest output by a Spur since Avery Johnson's 20 assist performance vs. Vancouver on 12/17/97 ... finished with 29 points and 13 assists at L.A. Lakers on 4/17 ... scored 28 points vs. Utah on 4/8 ... posted 25 points, 9 assists and 7 rebounds at Orlando on 1/18/12 ... registered three DNP – CD's on 2/21 at Portland, 3/23 vs. Dallas and 4/9 at Utah ... was inactive vs. L.A. Clippers on 3/9 and was inactive for the final two games of the season ... started all 14 playoff games, averaging a team-best 20.1 points, 6.8 assists and 3.6 rebounds in 36.1 minutes ... shot .453 (102-225) and .807 (71-88) from the charity stripe ... ranked eighth in scoring and fourth in assists during the postseason ... scored in double figures 13 times, with 20-or-more six times and 30-or-more once ... handed out 10-or-more assists three times and posted two double-doubles ... led the team in scoring eight times and in assists in 11 games ... finished with a postseason-high 34 points (16-21 FG, 1-2 3FG, 1-2 FT) and 8 assists in Game 2 vs. Oklahoma City on 5/29 ... tallied 29 points, 12 assists, 3 rebounds and 2 steals in 42 minutes in Game 6 at Oklahoma City on 6/6 ... registered 23 points and 10 assists in Game 3 at L.A. Clippers on 5/19 ... finished with 22 points, 5 assists, 5 rebounds and 3 steals in Game 2 vs. L.A. Clippers on 5/17 ... recorded 28 points (10-19 FG, 8-10 FT), 8 assists and 4 rebounds in Game 1 vs. Utah on 4/29 ... finished with 27 points (10-17 FG, 7-8 FT) and 6 assists in Game 3 at Utah on 5/5.

CAREER NOTES: The 2007 NBA Finals MVP ... named to the All-NBA Second Team in 2011-12 and was All-NBA Third Team selection in 2008-09 ... a four-time NBA All-Star ... named the Gazzetta dello Sport European Player of the Year in 2008 ... named the 2003 Champion of French Champions by the French newspaper L'Equipe (the first basketball player ever to receive the award) ... on 10/30/01 vs. the L.A. Clippers became the youngest player ever to appear in a game with the Spurs making his NBA debut at 19 years and 166 days of age ... the previous record was held by Mark Olberding who was 19 years and 219 days old when he made his Spurs debut on 11/26/75 at Virginia ... among Spurs all-time leaders ranks third in games played (806), fourth in points (13,576), fourth in FG made

(5,392), eighth in 3PT-FG made (359), fifth in FT made (2,433) and seventh in steals (782) ... among Spurs all-time playoff leaders ranks first in assists (777), second in points (2,873), second in games (152), second in field goals made (1,136), third in steals (145) and fourth in rebounds (484) and free throws made (821) ... in his NBA career has appeared in 746 regular season games, averaging 16.7 points, 5.7 assists and 3.1 rebounds in 33.0 minutes ... has seen action in 152 playoff games, averaging 18.9 points, 5.1 assists and 3.2 rebounds in 36.3 minutes ... among active NBA playoff career leaders ranks third in field goals made (1,136), fifth in games played (152), fifth in points (2,873), fifth in minutes (5,253), sixth in assists (777) and 10th in free throws made (521) ... appeared in more playoff games before his 24th birthday than any player in NBA history (a total of 77 ... Kobe Bryant is second on the list seeing action in 66 postseason games before his 24th birthday) ... was a member of France's Junior National Team in the European Junior Championships in both 1998 and 2000 ... a member of the French National Team since 2001 ... played for France in the 2001, 2003, 2005, 2007 and 2011 European Championships ... averaged 11.9 points and 2.9 assists in seven games as France finished third in the 2005 European Championship ... in the bronze medal game had 25 points and 5 assists as France beat Spain to claim its first medal in the European Championships since 1959 ... missed the 2006 World Championship after suffering a broken right index finger ... in the 2007 European Championship averaged 20.1 points, 3.3 rebounds and 2.8 assists in 30.9 minutes in nine games ... ranked second in the tournament in scoring and eighth in assists ... had a tournament-high 36 points to lead France to a 69-62 victory over Italy on 9/4 ... helped lead France to a second place finish in the 2011 European Championship, earning a spot in the 2012 Olympics ... earned All-Tournament honors, averaging 22.1 points, 4.4 assists and 3.5 rebounds 35.0 minutes ... ranked first in the tournament in scoring and fifth in assists ... led France to the second round of the 2012 Olympics, averaging 15.2 points, 3.2 assists and 2.8 rebounds in 30.2 minutes in six games ... finished with 27 points in France's 82-74 win over Lithuania ... played in the French minors in 1997-98 and 1998-99 before signing with Paris Saint Germain Racing in 1999 (the team changed its name to Paris Basket Racing prior to the 2000-01 season) ... attended the National Institute for Sports and Physical Education (INSEP) in Paris ... made a big splash at the 2000 Nike Hoop Summit in Indianapolis on 4/2/00 ... had 20 points, 7 assists, 4 rebounds and 2 steals in 30 minutes against top U.S. stars (including Darius Miles, Zach Randolph and Chris Duhon) ... played for the Spurs in the 2001 Rocky Mountain Revue.

2010-11: Started all 78 games he appeared in, averaging a team-best 17.5 points, 6.6 assists, 3.1 rebounds and 1.1 steals in 32.4 minutes ... shot .519 (555-1,069) from the field, .357 (25-70) from the three-point line and .769 (233-303) from the free throw line ... ranked 15th in the NBA in assists per game and 17th in field goal percentage ... scored in double figures 69 times, including 29 20-plus games and four 30-plus games ... posted eight double-doubles ... led the team in scoring 29 times, assists 55 times and steals 25 times ... named NBA Western Conference Player of the Week for games played 12/13-12/19 and again for games played 3/7-3/13 ... he and LeBron James were the only two players in the league to average at least 15.0 points, 5.0 assists and 3.0 rebounds, while shooting at least 50.0% from the field ... recorded a season-high 37 points (15-21 FG, 1-1 3FG, 6-10 FT) and 9 assists in 41 minutes vs. Memphis on 12/18 ... posted 17 points and tied a career-high with 15 assists in 34 minutes vs. Golden State on 3/21 ... tallied 33 points (14-22 FG, 1-2 3FG, 4-5 FT), 4 rebounds and 3 assists in 39 minutes at Dallas on 3/18 ... finished with 31 points (15-23 FG, 1-1 FT), 6 assists, 3 rebounds and 2 steals in 42 minutes at Houston on 4/1 ... recorded 30 points (11-15 FG, 2-2 3FG, 6-6 FT) and season-high 7 rebounds, 4 assists and 2 steals in 32 minutes vs. Denver on 1/16 ... recorded 21 points (9-14 FG, 1-1 3FG, 2-2 FT) and 13 assists in 33 minutes vs. New York on 1/21 ... posted 20 points (8-15 FG, 1-2 3FG, 3-3 FT) and 14 assists in 36 minutes vs. Washington on 12/26 ... finished with 21 points (8-17 FG, 5-6 FT), 14 assists and a season-high 5 steals in 41 minutes vs. Houston on 11/6 ... tallied 24 points (9-15 FG, 2-2 3FG, 4-6 FT), 10 assists and 3 rebounds in 36 minutes vs. Orlando on 11/22 ... recorded 26 points (10-16 FG, 6-6 FT), 5 rebounds, and 4 assists in 35 minutes at Atlanta on 4/5 ... posted 27 points (11-18 FG, 2-2 3FG, 3-4 FT) and 6 assists in 35 minutes vs. Sacramento on 3/11 ... missed one game (3/28 vs. Portland) with a left patella contusion ... diagnosed with strained left soleus on 2/28 ... was inactive two games (3/1-3/2) ... started all six games vs. Memphis in the first round of the playoffs ... averaged 19.7 points, 5.2 assists, 2.7 rebounds and 1.33 steals in 36.8 minutes ... scored in double figures in six games, including four games with 20-plus ... posted 24 points (9-20 FG, 6-9 FT) and 9 assists in 44 minutes in Game 5 vs. Phoenix on 4/27.

2009-10: Appeared in 56 games, including 50 starts, averaging 16.0 points, 2.4 rebounds and 5.7 assists in 30.9 minutes... shot .487 (349-716) from the floor, .294 (10-34) from the three-point line and .756 (186-246) from the free throw line ... scored in double figures 46 times, including 17 20-plus games and one 30-plus game ... led the team in scoring 16 times, assists 34 times, steals 8 times and blocks once ... handed out 10-plus assists four times and recorded three double-doubles ... finished with a

TONY PARKER

season-high 32 points (10-18 FG, 12-17 FT), 7 assists, 4 rebounds and 2 steals in 30 minutes vs. Golden State on 11/25 ... posted 14 points, a career-high 14 assists and a season-high 4 steals in 27 minutes at L.A. Clippers on 2/6 ... registered 28 points (12-24 FG, 3-5 3FG, 1-2 FT) and 8 assists in 41 minutes at Oklahoma City on 1/13 ... tallied 28 points (11-20 FG, 2-3 3FG, 4-6 FT) in 39 minutes at Indiana on 2/17 ... recorded 27 points (8-14 FG, 11-12 FT), 5 assists and 4 rebounds in 36 minutes vs. Denver on 12/5 ... finished with 24 points (10-16 FG, 4-4 FT), 7 assists, 3 rebounds and 2 steals in 27 minutes vs. Sacramento on 10/31 ... posted 23 points (9-11 FG, 4-9 FT), 6 assists and 3 rebounds in 37 minutes at Toronto on 1/3 ... registered a double-double with 22 points (8-17 FG, 6-6 FT) and 10 assists in 36 minutes vs. Houston on 1/22 ... finished with 18 points (8-14 FG, 2-4 FT), 11 assists and 3 rebounds in 34 minutes vs. Sacramento on 12/9 ... suffered a fractured fourth right metacarpal in the second quarter at Memphis on 3/6 forcing him to miss 16 games ... returned to action at Sacramento on 4/6 ... missed seven games due to a sprained left ankle (11/9-11, 11/18-19 and 1/29 -2/3) and two games due to left hip flexor sprain (2/11 and 2/21) ... missed one game due to illness (at Houston on 2/26)... in total missed 26 games due to injury or illness ... appeared in all 10 playoff games, averaging 17.3 points, 5.4 assists and 3.8 rebounds in 33.5 minutes... only Spur to score in double figures in all 10 playoff games... finished with a playoff-high 26 points (11-21 FG, 4-4FT) and dished out 3 assists in 36 minutes in Game 1 at Phoenix on 5/3... chipped in 23 points (10-16 FG, 3-5 FT) in 33 minutes in Game 3 vs. Dallas on 4/23... scored 10 points, grabbed 7 rebounds and dished out 8 assists in series-clinching win vs. Dallas on 4/29.

2008–09: Earned All-NBA Third Team honors ... the first European-born point guard to be named to an All-NBA Team ... averaged 22.0 points, 6.9 assists and 3.1 rebounds in 34.1 minutes ... shot .506 (639-1,263) from the field, .292 (19-65) from three-point land and .782 (284-363) from the line ... started 71 of 72 games (came off the bench on 11/28 vs. Memphis after missing the previous nine games with a sprained left ankle) ... named an NBA All-Star for the third time in his career ... ranked 11th in the NBA in assists, 12th in scoring and 20th in FG percentage ... he and Chris Paul were the only two players in the league to average 5.0-or-more assists while shooting over .500 from the field ... twice named the Western Conference Player of the Week: averaged 27.5 points and 8.3 assists to lead the Spurs to a 3-1 record from 1/26–2/1 and averaged 25.0 points and 6.0 assists while the Spurs were 3-0 from 3/23–3/29 ... posted 15 double-doubles ... led the team in assists 59 times, in scoring 41 times and in steals 23 times ... scored in double figures 66 times, had 20-or-more 42 times and 30-plus 13 times ... scored a career-high 55 points – along with 10 assists and 7 boards – at Minnesota on 11/5 ... joined Oscar Robertson as the second player in NBA history to record 55-or-more points, 10-or-more assists and 5-or-more rebounds in a single game ... had 42 points (18-25 FG, 6-6 FT) and 10 assists in 39:12 minutes at Atlanta on 3/25 ... had 39 points, 9 assists and 5 rebounds vs. Portland on 2/25 ... finished with 37 points two times: vs. Dallas on 2/24 and at Dallas on 3/4 ... led the team in scoring for 14-straight games (from 2/24–3/20) and in 18 of 19 games (from 2/24–3/29) ... during that 19-game span averaged 26.2 points and 7.9 assists ... missed nine games (11/11–11/26) after suffering a sprained left ankle vs. Miami on 11/7 ... recorded a DNP-CD at Denver on 2/3 ... in the 2009 playoffs averaged 28.6 points, 6.8 assists, 4.2 rebounds and 1.20 steals in 36.2 minutes in five games ... shot .546 (59-108) from the field and .710 (22-31) from the line ... scored a playoff career-high 43 points (18-29 FG, 2-5 3PT-FG, 5-8 FT) in Game 4 at Dallas on 4/25 ... had 38 points (16-22, 0-2 3PT-FG, 6-9 FT) and 8 assists in Game 2 vs. Dallas on 4/20.

2007–08: Appeared in 69 games ... averaged 18.8 points, 6.0 assists and 3.2 rebounds in 33.5 minutes ... shot .494 (515-1043) from the field, .258 (17-66) from three-point land and .715 (248-347) from the line ... ranked 14th in the NBA in assists ... named the NBA Western Conference Player of the Week on 11/26 after averaging 26.5 points, 8.3 assists and 3.0 rebounds as the Spurs posted a perfect 4-0 week ... led the team in scoring 24 times, assists 52 times and steals 13 times ... scored in double figures 63 times ... finished with 20-or-more 32 times and 30-plus four times ... posted three double-doubles ... had back-to-back 30 point games in November: had 31 points and 9 assists at Atlanta on 11/20 and finished with 32 points and 9 assists vs. Orlando on 11/21 ... had 32 points and 11 assists at Sacramento on 4/14 ... scored 31 points and handed out 8 assists in a season-high 42:18 minutes at Golden State on 1/7 ... had 29 points (12-18 FG, 5-7 FT) and 11 assists vs. Washington on 11/28 ... in the final game of the season posted his third double-double finishing with 24 points and a season-high 12 assists in 29:19 minutes vs. Utah on 4/16 ... missed 13 games due to injury ... missed four games (12/13–12/19) with a sprained left ankle and missed nine games (1/29–2/19) due to left ankle inflammation ... in the 2008 Playoffs averaged 22.4 points, 6.1 assists and 3.7 rebounds in 38.5 minutes ... ranked 10th in the postseason in scoring, 10th in assists and 13th in FG percentage (with a .497 mark) ... was the only Spur to score in double figures in all 17 playoff games ... finished with 20-or-more 10 times and had 30-plus five times ... posted three double-doubles in the postseason ... scored a playoff career-high 41 points (17-26 FG, 1-3 3PT-FG, 6-7 FT) – to go along with 12 assists, 5 rebounds and 2 steals – in 40:30 minutes in Game 3 at Phoenix on 4/25 (the fourth Spur to score 40-plus in a playoff game, joining Duncan, Gervin

and Robinson) ... finished with 31 points and 11 assists in 40:41 minutes in Game 3 vs. New Orleans on 5/8 ... had 18 points, a playoff-career-high 10 rebounds and 6 assists in 41:03 minutes in Game 1 at Los Angeles on 5/21 ... scored 32 points in Game 2 vs. Phoenix on 4/22 ... had 31 points and 8 assists in Game 5 vs. Phoenix on 4/29 ... logged a playoff-career-high 51:28 minutes (scoring 26 points) before fouling out in the Spurs double-overtime Game 1 win vs. Phoenix on 4/19.

2006–07: Named the 2007 Finals MVP ... first European-born player to win the award ... appeared in 77 regular season games ... averaged 18.6 points, 5.5 assists, 3.2 rebounds and 1.06 steals in 32.5 minutes ... shot .520 (570-1,096) from the field, .395 (15-38) from three-point land and .783 (274-350) from the line ... he and Steve Nash were the only players in the league to average at least 15.0 points and 5.0 assists while shooting .500 from the field ... named an All-Star for the second-straight season (had 8 points and a game-high 10 assists in 23:44 minutes in the 2007 All-Star Game) ... ranked 27th in the NBA in scoring, 19th in assists and 19th in FG percentage ... led the team in scoring 28 times, assists 46 times and steals 20 times ... scored in double figures 68 times with 20-or-more 31 times and 30-or-more four times ... posted four double-doubles ... scored a season-best 35 points vs. Phoenix on 4/5 ... had 33 points (12-17 FG, 9-12 FT) and 6 assists vs. New York on 11/11 ... finished with 30 two times: vs. Boston on 3/17 and vs. Portland on 4/9 ... handed out a career-high 15 assists vs. the Clippers on 12/8 ... missed three games (1/7, 3/3 and 3/5) with a left hip strain ... was on the inactive list for the final two games of the season ... in the 2007 Playoffs averaged 20.8 points, 5.8 assists, 3.4 rebounds and 1.10 steals ... scored in double figures in all 20 games ... had 20-or-more 11 times and 30-or-more three times ... finished with 32 points, 8 assists and 3 steals in Game 1 at Phoenix on 5/6 ... scored 30 points in 41:07 minutes in Game 6 vs. Phoenix on 5/18 ... had 30 points (13-20 FG, 1-1 3PT-FG, 3-4 FT) in Game 2 vs. Cleveland on 6/10 ... posted two double-doubles: had 16 points and a game-high 10 assists in Game 5 vs. Denver on 5/2 and finished with 17 points and a playoff-career-high 14 assists in 39:27 minutes in Game 2 vs. Utah ... in the Finals averaged a team-high 24.5 points and shot a team-best .568 (42-74) from the field.

2005–06: Led the team in scoring and assists (marking the first time in the Spurs 30-year NBA history that a point guard led the team in scoring) ... averaged 18.9 points, 5.8 assists, 3.3 rebounds and 1.04 steals in 33.9 minutes in 80 games ... shot .548 (623-1,136) from the field, .306 (11-36) from three-point land and .707 (253-358) from the line ... ranked third in the NBA in FG percentage ... the first time since 1974–75 that a point guard ranked in the top three in FG percentage (when Golden State's Butch Beard ranked second in the NBA with a .528 mark) ... his .548 mark is the 10th highest single-season mark ever recorded by a point guard ... ranked 27th in the NBA in scoring and 19th in assists ... named the Western Conference Player of the Week on 2/13 after leading the Spurs to a perfect 3-0 week while averaging 22.7 points and 8.3 assists (the first Spurs point guard to earn player of the week honors) ... led the team in scoring 30 times, in assists 50 times and in steals 22 times ... posted eight double-doubles ... scored in double figures 74 times ... finished with 20-or-more 36 times and 30-or-more four times ... scored a career-high 38 points (13-18 FG, 2-2 3PT-FG, 10-13 FT) in 38:55 minutes at Miami on 1/20 ... finished with a game-high 32 points (12-19 FG, 8-8 FT) and a season-high 13 assists at Toronto on 2/8 ... hit 12-13 FG and 4-4 FT to finish with 28 points in 35:08 minutes at Memphis on 1/16 ... became the ninth player in Spurs history to be named to an All-Star Team (had 8 points and 4 assists in 20 minutes in the 2006 All-Star Game) ... teamed with Steve Kerr and Kendra Wecker to win the Shooting Stars competition (they set an event record finishing the shooting challenge in 25.1 seconds) ... did not play at the L.A. Clippers on 3/28 due to a right shin contusion ... logged a DNP-CD in the season finale at Houston on 4/19 ... in the 2006 playoffs averaged 21.1 points, 3.8 assists and 3.6 rebounds in 36.5 minutes ... scored 20-or-more eight times in the postseason ... scored 33 points in 45:37 minutes at Dallas on 5/15 ... finished with 31 points, 5 rebounds and 4 assists at Sacramento on 5/5.

2004–05: Appeared in 80 games, averaging 16.6 points, 6.1 assists, 3.7 rebounds and 1.23 steals in 34.2 minutes ... shot .482 (539-1,118) from the field, .276 (43-156) from three-point land and .650 (210-323) from the line ... ranked 13th in the NBA in assists ... ranked third among NBA point guards in field goal percentage (behind Steve Nash and Jason Terry) ... posted single-season career highs in assists, rebounds and steals ... recorded seven double-doubles ... scored in double figures 71 times with 20-or-more 29 times and 30-or-more twice ... had a season-high 35 points – along with 12 assists and 6 rebounds – in 46 minutes at Golden State on 4/10 ... scored the game-winning layup with 2.9 seconds left to give the Spurs a 136-134 double-overtime victory (the previous night had 27 points and 9 assists in a career-high 53 minutes in the Spurs 125-124 double-overtime win at the L.A. Clippers on 4/9) ... finished with 30 points at Phoenix on 3/9 ... faked a three and then drove to the basket for the game winning layup with 7.8 seconds left in the Spurs 80-79 victory at the L.A. Clippers on 1/19 (in the game scored 15 of his game-high 25 points in the third quarter) ... scored 20-plus in five-straight

TONY PARKER

(2/3–2/13) averaging 22.6 points while shooting .537 (44-82) from the field during the span ... averaged 18.1 ppg in the final 56 games of the season after averaging 13.3 ppg in his first 24 games ... Spurs were 2-2 when he handed out 8-or-more assists ... did not play at New Orleans on 3/14 due to a left quadriceps contusion and did not dress at Memphis on 4/18 due to a stomach virus ... in the 2005 playoffs averaged 17.2 points, 4.3 assists and 2.9 rebounds in 37.3 minutes ... in the postseason ranked 29th in scoring and 18th in assists ... scored in double figures 22 times in 23 playoff games with 20-or-more seven times ... finished with 29 points three times: had 29 points and 7 assists in the Spurs Game 4 win at Denver on 5/2, finished with 29 points in the Spurs Game 1 win vs. Seattle on 5/8 and had 29 points and 7 rebounds in the Spurs Game 1 win at Phoenix on 5/22 ... averaged 20.4 points in the Western Conference Finals versus Phoenix.

2003–04: Appeared in 75 games, averaging 14.7 points, 5.5 assists and 3.2 rebounds in 34.4 minutes per contest ... shot .447 (423-946) from the field, .312 (62-199) from three-point land and .702 (191-272) from the line ... ranked 16th in the NBA in assists ... scored in double figures 63 times with 20-or-more 12 times ... posted seven double-doubles ... scored a season-high 29 points three times: vs. Denver on 2/28, at Golden State on 3/15 and at the L.A. Lakers on 4/4 ... had a season-best 14 assists – along with 19 points – in 32 minutes vs. the L.A. Clippers on 12/23 ... recorded a career-high 6 steals at Seattle on 3/3 ... hit a 21-foot jumper with 3.8 seconds left to give the Spurs an 86-84 win at Phoenix on 1/23 ... missed the first seven games of the season after suffering a sprained left ankle in a preseason game vs. New York on 10/17 ... in the postseason averaged 18.4 points, 7.0 assists, 2.1 rebounds and 1.30 steals in 38.6 minutes in the team's 10 playoff games ... tied for fifth in assists in the postseason and ranked 16th in scoring ... scored in double-figures eight times in the postseason ... in the first round versus Memphis averaged 21.0 points, 8.5 assists and 2.0 rebounds in 37.0 minutes ... had 29 points and 13 assists in the Spurs series-clinching Game 4 win at Memphis on 4/25 ... had 30 points in the Spurs Game 2 win vs. the Lakers on 5/5.

2002–03: One of two Spurs to appear in all 82 games (along with Bruce Bowen) ... averaged 15.5 points, 5.3 assists and 2.6 rebounds in 33.8 minutes ... shot .464 (484-1,043) from the field, .337 (82-243) from three-point land and .755 (219-290) from the line ... his 15.5 ppg scoring average was the highest by a Spurs point guard since James Silas averaged 17.7 ppg in 1979–80 ... scored 20-or-more points 21 times and the Spurs were 20-1 in those games ... led the team in assists 49 times and in scoring 13 times ... scored a season-high 32 points three times: had 32 points and 6 assists in 35 minutes vs. Dallas on 12/11 ... finished with 32 points and 10 assists at Chicago on 12/28 ... had 32 points in 40 minutes vs. Sacramento on 3/1 ... posted four double-doubles ... had 10 points and 12 assists vs. Minnesota on 11/11 ... finished with 20 points, a season-high 13 assists and 6 rebounds at Orlando on 1/31 ... had 21 points, 10 assists and 8 rebounds at Golden State on 2/5 ... played for the Sophomore squad in the 2003 Rookie Challenge finishing with 8 points, 6 assists and 3 rebounds in 23 minutes ... participated in the inaugural Skills Challenge at the 2003 NBA All-Star Weekend ... started all 24 playoff games, averaging 14.7 points, 3.5 assists and 2.8 rebounds in 33.9 minutes ... scored in double-figures 15 times in the postseason with 20-or-more seven times (Spurs were 6-1 in those games) ... twice finished with 29 points: at Phoenix on 4/25 and at Dallas on 5/23 ... had 27 points and 5 assists in the Spurs Game 6 series-clinching win at Los Angeles on 5/15 ... had 25 points and 5 assists in 44 minutes in the Spurs Game 4 win at Dallas on 5/25 ... finished with 26 points and 6 assists in 43 minutes in the Spurs Game 3 win at New Jersey on 6/8.

2001–02: Named to the All-Rookie First Team becoming the first foreign-born guard to earn the honor ... appeared in 77 games ... averaged 9.2 points, 4.3 assists, 2.6 rebounds and 1.16 steals in 29.4 minutes ... shot .419 (268-639) from the field, .323 (61-189) from three-point land and .675 (108-160) from the line ... led the team in assists and steals ... moved into the starting lineup in the fifth game of the season and finished with 12 points, 4 assists and 3 rebounds in 32 minutes vs. Orlando on 11/6 ... earned 72 starts ... the only rookie on the Spurs roster ... among NBA rookies ranked eighth in scoring, second in assists, seventh in steals, fifth in three-points made and fifth in minutes ... scored a season-high 22 points in 38 minutes at Charlotte on 11/8 ... posted two double-doubles: had 16 points and a career-best 10 rebounds in a season-high 45 minutes vs. Houston on 3/7 and finished with 14 points and a season-best 10 assists vs. Detroit on 4/12 ... led the team in assists 35 times and in steals 27 times ... twice hit game-winning shots during the season: hit an 18-foot jumper with 6.8 seconds left to give the Spurs a 90-88 win at Seattle on 4/3 ... connected on a coast-to-coast layup at Utah on 4/17 with 2.0 seconds left as the Spurs beat the Jazz 86-84 to claim the Midwest Division Title ... missed five games after suffering a sprained right ankle at New Jersey on 1/14 (on the injured list from 1/15–1/25) ... played in the 2002 Rookie Challenge and finished with 6 points, 8 assists and 3 steals in 21 minutes for the victorious Rookie squad ... in 10 playoff games averaged 15.5 points, 4.0 assists and 2.9 rebounds in 34.1 minutes

... finished with 24 points and 5 assists in Game 3 vs. the Lakers ... had 23 points, 5 rebounds and 4 assists in Game 3 at Seattle on 4/27.

2000-01: Appeared in 30 games as the starting point guard for Paris Basket Racing in the French A League ... in French League play averaged 14.7 points, 5.6 assists, 2.7 rebounds and 2.30 steals in 33.1 minutes per contest ... shot .489 (163-333) from the field, .304 (34-112) from three-point land and .748 (80-107) from the line ... posted a 2.55-to-1 assist-to-turnover ratio ... played in the 2001 French All-Star Game ... had 10 points and 3 assists in 15 minutes of action ... in European Cup play averaged 14.3 points, 3.1 assists and 1.8 rebounds in 31.4 minutes in 10 games.

1999-2000: In his first season with Paris Saint Germain Racing in the French A League appeared in 23 games as the team's backup point guard ... averaged 3.9 points and 1.7 assists in 10.0 minutes in French league play ... also saw action in 11 games in the European Cup ... averaged 5.8 points and 1.8 assists in 13.2 minutes in the tournament.

PERSONAL: Full name is William Anthony Parker ... was born in Belgium and raised in France ... fluent in English and French ... married Eva Longoria in Paris in July of 2007 ... father, Tony Sr., played at Loyola in Chicago and then on the professional level overseas ... his mother is from Amsterdam and currently lives in Paris ... has two younger brothers, TJ and Pierre ... TJ played three seasons at Northwestern University and is now in his third professional season in France ... spends a lot of time on the internet ... has his own website: TP9.net ... donates a block of 20 tickets for each home game to underprivileged youth ... a big video game fan (enjoys all of the sports games) ... favorite movies include Face/Off, Men of Honor, Bad Boys and Meet Joe Black ... likes rap, listing Jay-Z, 50 Cent and the Ruff Ryders as his favorites.

NBA REGULAR SEASON STATISTICS

Year	TEAM	G	MINS	FGM-FGA	PCT	FTM-FTA	FT%	FG3-FG3APCT	OFF-DEF-TOT	R/G	AST	A/G	PF	DQ	STL	BLK	PTS	AVG	
01-02	SA	77	2267	268-639	.419	108-160	.675	61-189	.323	33-164-197	2.6	334	4.3	166	1	89	7	705	9.2
02-03	SA	82	2774	484-1043	.464	219-290	.755	82-243	.337	33-183-216	2.6	432	5.3	174	2	71	4	1269	15.5
03-04	SA	75	2577	423-946	.447	191-272	.702	62-199	.312	43-194-237	3.2	411	5.5	148	0	61	7	1099	14.7
04-05	SA	80	2735	539-1118	.482	210-323	.650	43-156	.276	47-251-298	3.7	491	6.1	167	0	98	4	1331	16.6
05-06	SA	80	2715	623-1136	.548	253-358	.707	11-36	.306	38-223-261	3.3	460	5.8	161	1	83	4	1510	18.9
06-07	SA	77	2499	570-1096	.520	274-350	.783	15-38	.395	34-216-250	3.2	420	5.5	137	0	82	6	1429	18.6
07-08	SA	69	2312	515-1043	.494	248-347	.715	17-66	.258	30-191-221	3.2	411	6.0	93	0	55	8	1295	18.8
08-09	SA	72	2456	639-1263	.506	284-363	.782	19-65	.292	27-196-223	3.1	496	6.9	110	0	67	4	1581	22.0
09-10	SA	56	1728	349-716	.487	186-246	.756	10-34	.294	7-128-135	2.4	317	5.7	96	0	29	8	894	16.0
10-11	SA	78	2528	555-1069	.519	233-303	.769	25-70	.357	30-208-238	3.1	513	6.6	135	0	90	3	1368	17.5
11-12	SA	60	1923	427-890	.480	227-284	.799	14-61	.230	22-149-171	2.9	463	7.7	75	0	57	5	1095	18.3
TOTALS		806	26514	5392-10959	.492	2433-3296	.738	359-1157	.310	344-2103-2447	3.0	4748	5.9	1462	0	782	60	13576	
16.8																			

NBA PLAYOFF STATISTICS


Year	TEAM	G	MINS	FGM-FGA	PCT	FTM-FTA	FT%	FG3-FG3APCT	OFF-DEF-TOT	R/G	AST	A/G	PF	DQ	STL	BLK	PTS	AVG	
01-02	SA	10	341	62-136	.456	21-28	.750	10-27	.370	5-24-29	2.9	40	4.0	22	0	9	1	155	15.5
02-03	SA	24	814	135-335	.403	67-94	.713	15-56	.268	8-58-66	2.8	85	3.5	51	0	22	3	352	14.7
03-04	SA	10	386	72-168	.429	23-35	.657	17-43	.395	5-16-21	2.1	70	7.0	15	0	13	1	184	18.4
04-05	SA	23	858	166-366	.454	55-87	.632	9-48	.188	13-53-66	2.9	100	4.3	69	0	17	2	396	17.2
05-06	SA	13	475	104-226	.460	64-79	.810	2-9	.222	8-39-47	3.6	50	3.8	31	0	13	1	274	21.1
06-07	SA	20	751	168-350	.480	72-106	.679	7-21	.333	14-53-67	3.4	115	5.8	34	0	22	0	415	20.8
07-08	SA	17	654	152-306	.497	70-93	.753	7-20	.350	10-53-63	3.7	103	6.1	37	1	16	1	381	22.4
08-09	SA	5	181	59-108	.546	22-31	.710	3-14	.214	1-20-21	4.2	34	6.8	13	0	6	1	143	28.6
09-10	SA	10	335	73-154	.474	25-42	.595	2-3	.667	9-29-38	3.8	54	5.4	20	0	6	0	173	17.3
10-11	SA	6	221	43-93	.462	31-41	.756	1-8	.125	1-15-16	2.7	31	5.2	10	0	8	2	118	19.7
11-12	SA	14	506	102-225	.453	71-88	.807	7-21	.333	8-42-50	3.6	95	6.8	23	0	13	0	282	20.1
TOTALS		125	11042	1136-2467		521-724	.720	80-270	.296	82-402-484	3.2	777	5.1	325	1	145	12	2873	18.9

NBA ALL-STAR STATISTICS

Year	TEAM	G	MINS	FGM-FGA	PCT	FTM-FTA	FT%	FG3-FG3APCT	OFF-DEF-TOT	R/G	AST	A/G	PF	DQ	STL	BLK	PTS	AVG
05-06	SA	1	20	3-8	.375	2-2	1.000	0-1 .000	0-0-0	0.0	4	4.0	1	0	0	0	8	8.0
06-07	SA	1	24	4-7	.571	0-0	---	0-0 ---	0-2-2	2.0	10	10.0	0	0	1	0	8	8.0
08-09	SA	1	20	7-11	.636	0-0	---	0-2 .000	0-4-4	4.0	4	4.0	0	0	2	0	14	14.0
11-12	SA	3	12	3-5	.600	0-0	---	0-0 ---	1-1-2	2.0	4	4.0	0	0	0	0	6	6.0
TOTALS		4	76	17-31	.548	2-2	1.000	0-3 .000	1-7-8	2.0	22	5.5	1	0	3	0	36	9.0

CAREER HIGHS

	REGULAR SEASON HIGHS	PLAYOFF HIGHS
MINUTES	53, at L.A. Clippers, 4/9/05	51, vs. Phoenix, 4/19/08
POINTS	55, at Minnesota, 11/5/08	43, at Dallas, 4/25/09
REBOUNDS	10, 3x times: last vs. Washington, 1/13/07	10, at L.A. Lakers, 5/21/08
ASSISTS	17, at New Orleans, 1/23/12	14, at Utah, 5/22/07
STEALS	6 vs. Seattle 3/3/04	4, at Dallas, 4/25/09
BLOCKS	2, vs. Atlanta, 2/25/08	1, 12 times: latest vs. Memphis, 4/27/11



TIAGO SPLITTER

HEIGHT 6-11 | **WEIGHT** 232 | **SEASON** Third

BIRTHDATE 1/1/85

BIRTHPLACE Blumenau, Santa Catarina, Brazil

FORWARD

22

SIGNED BY SAN ANTONIO IN THE FIRST ROUND
OF THE 2007 NBA DRAFT, 28TH OVERALL PICK

2011-12: Appeared in 59 games including two starts, averaging 9.3 points, 5.2 rebounds and 1.1 assists in 19.0 minutes ... shot .618 (212-343) from the floor and .691 (125-181) from the foul line ... scored in double figures 28 times, including 20-or-more twice and grabbed 10-or-more rebounds twice ... registered two double-doubles ... led the team in points three times, rebounds twice, assists once, steals four times and blocks 20 times ... leads the team in FG percentage ... scored a career-high 26 points (10-13 FG, 6-7 FT) to go along with 5 rebounds at Phoenix on 4/25 ... finished with 25 points (11-13 FG, 3-5 FT) and added 10 rebounds and a season-high 4 assists at Houston on 1/21/12 ... finished with 17 points (7-9 FG, 3-5 FT) and 7 rebounds vs. Washington on 3/12 ... tallied 16 points (5-6 FG, 6-7 FT), 8 rebounds, 2 assists and 1 block vs. Atlanta on 1/25/12 ... finished with 14 points, 6 rebounds and 2 blocks at Utah on 4/11 ... scored 11 points and grabbed 10 rebounds at Houston on 12/29/11 ... suffered a right calf strain at L.A.C. on 2/18 and missed the next three games ... registered one DNP and was placed on the inactive list for three games after having mid-back spasms from 3/23 – 3/27 ... appeared in 13 playoff games, averaging 5.8 points and 2.8 rebounds in 12.9 minutes ... shot .638 (30-47) from the floor ... scored in double figures four times ... recorded 11 points (5-7 FG, 1-2 FT) and 7 rebounds in Game 4 at L.A. Clippers on 5/20/12 ... tallied 10 points (5-8 FG) and 8 rebounds in Game 3 at Utah on 5/5 ... finished with 10 points and 3 steals in Game 4 at Utah on 5/7.

CAREER NOTES: Is in third NBA season, all with the Spurs ... has appeared in 119 games, averaging 6.9 points and 4.3 rebounds in 15.6 minutes ... a career .586 (313-534) shooter from the floor ... has appeared in 16 playoff games, averaging 6.0 points and 3.1 rebounds in 13.6 minutes ... has played professionally since the age of 15 ... signed by Caja Laboral in April of 2000 ... led Caja Laboral to four Spanish League regular season titles (2004, 2005, 2007 and 2009) and two Spanish League championships (2008 and 2010) ... helped lead Caja Laboral to at least the quarterfinals of the Euroleague Championship six straight seasons (including four straight semifinal appearances from 2004–08) ... earned All-Euroleague First Team honors in 2007–08 and was named to the All-Euroleague Second Team in 2008–09 and 2009–10 ... has played for the Brazilian National Team since 2002 ... helped Brazil capture gold medals at the 2003 South American Championship, the 2003 Pan American Games, the 2005 Americas Championship and the 2009 Americas Championship ... guided Brazil to second place finish in the 2011 Americas Championship and a berth into the 2012 Olympics ... helped guide Brazil to the quarterfinals in the 2012 Olympics in London, averaging 10.8 points, 5.3 rebounds and 1.7 assists in 22.8 minutes in six games ... played for Brazil in the 2002, 2006 and 2010 World Championships. ... averaged 12.8 points, 5.2 rebounds and 1.8 assists in 25.0 minutes in six games at the 2010 World Championships.

2010-11: Appeared in 60 games, including six starts, averaging 4.6 points and 3.3 rebounds in 12.3 minutes ... shot .529 (101-191) from the field and .543 (76-140) from the free throw line ... scored in double figures 10 times ... led the team in scoring one time, rebounds six times, steals six times, and blocks six times ... scored a season-high 18 points (7-10 FG, 4-6 FT), grabbed 5 rebounds and blocked 2 shots in 26 minutes vs. Cleveland on 11/20 ... posted his only double-double of the season with 10 points and a season-high 14 rebounds in 27 minutes vs. Golden State on 3/21 ... finished with 16 points (7-8 FG) and 9 rebounds in 28 minutes at Sacramento on 2/4 ... registered 14 points (6-11 FG, 2-5 FT) and 9 rebounds in 28 minutes vs. Portland on 3/28 ... posted 13 points (5-7 FG, 3-6 FT) and grabbed 8 boards in 19 minutes vs. Utah on 4/9 ... recorded 12 points (6-7 FG) and 9 rebounds

in 21 minutes vs. Denver on 12/22 ... missed seven games (2/11-2/27) due to strained left hamstring ... diagnosed with strained right plantaris muscle on 9/30 ... was inactive for two games (10/27-10/30) ... registered 13 DNP-CDs ... appeared in three games vs. Memphis in the first round of the playoffs ... averaged 6.7 points and 4.7 rebounds in 16.7 minutes ... posted 10 points and 9 rebounds in 22 minutes in Game 4 at Memphis on 4/25.

2009-10: Spent his seventh season playing for Caja Laboral Vitoria in the ACB League ... named the Spanish League regular season MVP and the Spanish League Finals MVP ... averaged 15.4 points and 7.1 rebounds in 28.9 minutes in 38 games ... shot .595 (219-368) from the field and .759 (145-191) from the line ... in Euroleague action, averaged 13.0 points and 5.4 rebounds in 26.1 minutes in 16 games ... shot .539 (76-141) from the field and .636 (56-88) from the line ... earned All-Euroleague Second Team honors.

2008-09: In 35 games averaged 14.7 points, 6.6 rebounds 2.1 assists and 1.3 steals in 28.0 minutes while helping lead Tau Ceramica to the Spanish League regular season title ... shot .624 (189-303) from the floor ... appeared in 17 games in Euroleague competition, averaging 14.0 points, 5.4 rebounds and 1.6 blocks ... shot .659 from the floor ... earned All-Euroleague Second Team honors and helped guide Tau to the 2009 playoffs.

2007-08: Helped lead Tau to the Spanish League Championship averaging 13.5 points and 5.2 rebounds in 25.5 minutes in 33 games ... shot .654 (168-257) from the field and .637 (109-171) from the foul line ... in eight playoff games averaged 15.0 points and 5.5 rebounds ... in Euroleague action played in 25 games, averaging 14.0 points and 5.0 rebounds while shooting .627 (131-209) from the field ... named to the 2008 All-Euroleague First Team.

2006-07: Averaged 11.3 points and 5.4 rebounds in 24.0 minutes in 28 games in Spanish League action ... in eight playoff games averaged 9.9 points and 4.9 rebounds ... in Euroleague play averaged 10.7 points and 6.0 rebounds in 20 games.

2005-06: Appeared in 39 games for Tau Ceramica, averaging 10.2 points and 5.0 rebounds in Spanish League play ... saw action in 24 Euroleague games, averaging 9.5 points and 4.6 rebounds.

2004-05: Saw action in 29 Spanish League games, averaging 8.7 points and 4.5 rebounds ... appeared in 13 playoff games, averaging 8.1 points and 5.2 rebounds ... in Euroleague play, averaged 7.0 points and 4.5 rebounds in 19 games.

2003-04: Saw action in 10 games in his first season for Tau Ceramica, averaging 1.7 points and 1.6 rebounds ... appeared in 16 Euroleague games, averaging 4.0 points and 2.4 rebounds.

2002-03: Averaged 13.3 points and 7.1 rebounds in 28 games while on loan to Basket Bilbao Berri.

NBA REGULAR SEASON STATISTICS

Year	TEAM	G	MINS	FGM-FGA	PCT	FTM-FTA	FT%	FG3-FG3APCT	OFF-DEF-TOT	R/G	AST	A/G	PF	DQ	STL	BLK	PTS	AVG
10-11	SA	60	738	101-191	.529	76-140	.543	0-1 .000	72-129-201	3.3	26	0.4	91	0	29	17	278	4.6
11-12	SA	59	1121	212-343	.618	125-181	.691	0-0 ---	93-213-306	5.2	65	1.1	134	0	21	47	549	9.3
TOTALS		119	1859	313-534	.586	201-321	.626	0-1 .000	165-342-507	4.3	91	0.8	225	0	50	64	827	6.9

NBA PLAYOFF STATISTICS

Year	TEAM	G	MINS	FGM-FGA	PCT	FTM-FTA	FT%	FG3-FG3APCT	OFF-DEF-TOT	R/G	AST	A/G	PF	DQ	STL	BLK	PTS	AVG	
10-11	SA	3	50	10-16	.625	0-3	.000	0-0	---	7-7-14	4.7	1	0.3	4	0	3	1	20	6.7
11-12	SA	13	168	30-47	.638	16-43	.372	0-0	---	8-28-36	2.8	10	0.8	24	0	5	4	76	5.8
TOTALS		16	218	40-63	.635	16-46	.348	0-0	---	15-35-50	3.1	11	0.7	28	0	8	5	96	6.0

CAREER HIGHS

	REGULAR SEASON HIGHS	PLAYOFF HIGHS
MINUTES:	33, vs. Memphis, 12/26/11	24, at L.A. Clippers, 5/20/12
POINTS:	26, at Phoenix, 4/25/12	11, at L.A. Clippers, 5/20/12
REBOUNDS:	14, at Golden State, 3/21/11	9, at Memphis, 4/25/11
ASSISTS:	5, at Minnesota, 3/21/12	3, twice: latest vs. Oklahoma City, 5/29/12
STEALS:	3, at Golden State, 3/21/11	3, at Utah, 5/7/12
BLOCKS:	3, four times: latest vs. Denver, 3/4/12	1, five times: latest at L.A. Clippers 5/20/12

TRAINING CAMP INVITES

1

DERRICK BROWN

Height: 6-8 Weight: 233 Position: Forward NBA Experience: Four
Birthdate: 9/8/87 College: Xavier

A three-year NBA veteran ... Brown was selected by the Bobcats with the 40th overall pick in the 2009 NBA Draft ... midway through the 2010-11 season he was traded to the New York Knicks ... returned to Charlotte for the 2011-12 season where he appeared in 65 games, averaging 8.1 points and 3.6 rebounds in 22.2 minutes while shooting .518 (212-409) from the field ... for his career, he has appeared in 171 games, averaging 5.2 points and 2.4 rebounds in 14.9 minutes.

52

EDDY CURRY

Height: 7-0 Weight: 295 Position: Center NBA Experience: 10
Birthdate: 12/5/82 College: Thornwood HS

10-year NBA veteran... selected fourth overall in the first round of the 2001 NBA Draft) by the Chicago Bulls ... has played for Chicago (2001-05), New York Knicks (2005-09) and the Miami Heat (11-12) ... last season with Miami, he appeared in 14 games, averaging 2.1 points in 5.9 minutes... enjoyed his best season with the New York Knicks in 2006-07 where he started in 81 games, averaging 19.5 points, 7.0 rebounds in 35.2 minutes, while shooting .576 (585-1,016) ... scored a career-high 43 points at Milwaukee on 4/7/07 as a Knick ... for his career, he has appeared in 525 regular season games, averaging 13.0 points and 5.2 rebounds in 24.9 minutes, while shooting .545 (2,574-4,726).

10

JOSH POWELL

Height: 6-9 Weight: 240 Position: Forward NBA Experience: Seven
Birthdate: 1/25/83 College: NC State

A six-year NBA veteran ... Powell spent the past season playing in China, Switzerland and most recently in Puerto Rico with the Guayama Wizards ... while playing for Guayama, he appeared in 14 games, averaged 16.1 points, 9.2 rebounds and 1.3 blocks ... last played in the NBA with the Atlanta Hawks during the 2010-11 season, averaging 4.1 points and 2.5 rebounds in 12.1 minutes ... has NBA experience with the Dallas Mavericks (2005-06), Indiana Pacers (2006-07), Golden State Warriors (2007), Los Angeles Clippers (2007-08), Los Angeles Lakers (2008-10) and Atlanta Hawks (2010-11) ... a two-time NBA Champion with the L.A Lakers in 2009 and 2010 ... for his career, he has appeared in 315 NBA games, averaging 3.9 points and 2.9 rebounds in 12.5 minutes.

11

WESLEY WITHERSPOON

Height: 6-9 Weight: 212 Position: Forward NBA Experience: First
Birthdate: 1/27/90 College: Memphis

Played collegiately at the University of Memphis for four years (2008-2012) ... in his senior season, he helped lead the Tigers to the second round of the NCAA Tournament ... for his college career, he appeared in 121 games, averaging 8.2 points and 3.7 rebounds in 21.0 minutes ... in his junior season (2010-11), he was named to the All-Conference USA third team ... as a freshman (2008-09), he was named Conference USA Sixth Man of the Year.

INTERNATIONAL PLAYERS

The Spurs have seven players from past NBA Drafts whose rights they hold, thanks to the rules of the NBA Collective Bargaining Agreement ... all eight play professionally overseas ... they are: Robertas Javtokas (2001), Viktor Sanikidze (2004), Ryan Richards (2010), Adam Hanga (2011), Davis Bertans (2011) and Erazem Lorbek (2011) and Marcus Denmon (2012) ... here are brief bios on each player.

ROBERTAS JAVTOKAS

Height: 6-11 Weight: 245 Position: Center Birthdate: 3/20/80 (Siauliai, Lithuania)

SELECTED BY THE SPURS IN THE SECOND ROUND OF THE 2001 NBA DRAFT, 56TH OVERALL PICK

Spent the past season playing for Zalgiris Kaunas of the Lietuvos krepšinio lyga (LKL), in Lithuania ... in 26 games, he averaged 8.2 points and 5.2 rebounds while shooting .643 (92-143) from the floor ... appeared in 16 Euroleague games, he averaged 6.3 points and 5.2 rebounds ... has played for the Lithuanian National Team since 2000 ... played for Lithuania in the 2011 European Championships, averaging 6.3 points and 5.0 rebounds in 11 games ... helped guide Lithuania to a bronze medal at the 2010 World Championships, averaging 3.6 points and 4.0 rebounds in eight games ... in the 2008 Olympics, averaged 8.3 points and 5.0 rebounds while shooting .632 (24-37) from the field in eight games ... in the 2004 Olympics, averaged 8.9 points and 4.4 rebounds in 16.4 minutes in seven games ... led the Olympics in field goal percentage, with a .684 (26-38) mark ... posted team-highs with 23 points and 9 boards in Lithuania's 100-85 win over Australia on 8/23/04 ... in the 2005 European Championship averaged 11.0 points and 5.8 rebounds in 22.5 minutes in six games ... ranked second in the tournament in FG percentage, with a .617 (29-47) mark ... helped Lithuania capture the bronze medal in the 2007 Eurobasket Competition ... has played internationally since 2000 ... spent the 2009-10 season with BC Khimki Moscow ... played for Dynamo Moscow from 2007-2009 ... was named Eurobasket.com's All-ULEB Cup Center of the Year in 2008 ... spent the 2006-07 playing for Panathinaikos (Athens) ... Panathinaikos captured the 2007 'triple crown' winning Greek League, Greek Cup and Euroleague championships ... spent six seasons (2000-06) with Lietuvos Rytas Vilnius in the Lithuanian Basketball League ... a four-time Lithuanian League All-Star ... the MVP of the 2002 LKL All-Star Game ... named the league's 2001 Newcomer of the Year and the 2002 Defensive Player of the Year ... did not play basketball for over a year after being involved in a serious motorcycle accident on 5/1/02 ... spent one semester at the University of Arizona in 1999 before returning to Lithuania.

VIKTOR SANIKIDZE

Height: 6-8 Weight: 200 Position: Forward Birthdate: 4/1/86 (Tbilisi, Georgia)

SELECTED BY ATLANTA IN THE SECOND ROUND OF THE 2004 NBA DRAFT, 42ND OVERALL PICK

OBTAINED FROM THE HAWKS ON 6/24/04 IN EXCHANGE FOR A 2005 SECOND ROUND PICK AND CASH CONSIDERATIONS

Sanikidze is currently playing for Montepaschi Siena in the Italian-SerieA and became the first player, whose rights are owned by the Spurs, to play against the Spurs in an international friendly at the AT&T Center on 10/6/12 and recorded 5 points and 11 rebound ... spent last season playing for Canadian Solar Bologna in the Italian-Serie A league ... he started in 34 games, averaging 11.6 points and 10.9 rebounds blocks in 32.7 minutes, while shooting .455 (141-310) from the floor, .305 (40-131) from the three-point line and .621 (72-116) from the free throw line ... selected to play in the Italian League All-Star Game ... has played on the Georgian National Team since 2004 ... led Georgia in the 2011 European Championships, averaging 12.0 points and 8.0 points in 8 games ... in the 2010 qualification rounds of the European Championships, averaged 12.6 points, 9.4 rebounds and 1.25 blocks in eight games ... played for Georgia in the 2009 Division B European Championships and posted 17.0 points, 12.7 rebounds and 1.6 blocks in seven games ... led Georgia to the 2006 Ostchem Under-20 European Division B Championship ... named the tournament MVP after scoring 30 points in Georgia's 96-88 win over FYROM in the title game on 7/23 ... had 27 points and 14 boards in Georgia's semifinal win over Finland ... during the 2004 European Junior Championships averaged 18.2 points, 10.9 rebounds, 2.4 steals and 2.1 blocks in 10 games ... has played internationally since 2003 ... played for Tartu Ülikool/Rock in the Estonian League during the 2008-09 season ... averaged 15.7 points and 7.4 rebounds ... spent the 2007-08 season with Dinamo Tbilisi in the Georgian League ... finished with 41 points, 8 rebounds and 3 assists earning MVP honors in the Georgian League All-Star Game ... won the league's slam dunk contest ... during the 2006-07 season played for MMT Estudiantes (Madrid) in the Spanish League ... underwent an appendectomy on 3/13/07 ... missed the 2005-06 season after having surgery on both knees in the summer of 2005 ... spent two seasons ('03-04 and '04-05) with SAOS J.D.A. Dijon in the French Pro A League ... played for Globe Tech Junior College in New York during the 2001-02 season at the age of 15 ... spent the 2002-03 season at Academy Tbilisi in the Republic of Georgia.

MARCUS DENMON

Height: 6-3 Weight: 188 Position: Guard Birthdate: 3/20/1990 (Kansas City, MO.)

Signed a one-year contract with the French Pro A League club Elan Chalon on 7/25/12 ... drafted by the San Antonio Spurs with the 59th pick of the 2012 NBA Draft ... finished his Mizou career ranked fifth in scoring (1,775), tied with teammate Kim English for first in games played (141), second in three-point makes (283) and attempted (705), fifth in steals (178), sixth in free throw percentage (.800) and eighth in field goals made (597) and attempted (1,311) ... named to the All-Big 12 First Team following his junior and senior seasons.

2011-12: Earned Second Team All-America honors from the Associated Press, USBWA, NABC and Sporting News and made the Wooden Award Top 15 ... named to the All-Big 12 First Team for the second consecutive year, only the second Tiger to accomplish that feat ... averaged 17.7 points, 5.0 rebounds, 2.1 assists and 1.5 steals per game as a senior ... averaged 34.6 minutes per game and shot .460 percent from the floor, .407 from three-point range and .896 percent from the foul line, which stands tied for second on Mizou's single-season list ... reached double figures in 30 games, including 12 20-point games ... grabbed six or more rebounds 15 times ... recorded his first career double-double against Texas with 18 points and 11 rebounds ... among all Big 12 players, ranked second in free throw percentage and three-point makes, third in scoring and steals and eighth in field goal percentage ... erupted for a career-high 31 points against Northwestern State on 12/2/11 ... and had 28 against Villanova at Madison Square Garden four days later ... dished out a career-best 7 assists at Iowa State ... recorded 74 assists to just 41 turnovers during the year.

INTERNATIONAL PLAYERS

RYAN RICHARDS

Height: 6-11 Weight: 230 Position: Center Birthdate: 4/24/91 (Chatham, England)

SELECTED BY THE SPURS IN THE SECOND ROUND OF THE 2010 NBA DRAFT, 49TH OVERALL PICK

Spent last season with Lugano Tigers from the Swiss League ... appeared in 16 games, starting in 10, where he averaged 11.3 points and 6.9 rebounds while shooting .470 (71-151) from the floor ... represented England in the 2011 U-20 Division B European Championships ... in eight games, averaged 22.3 points, 8.1 rebounds and 1.6 assists in 28.1 minutes ... shot .500 (39-78) from two-point range, .379 (11-29) from beyond the arc and .763 (45-59) from the foul line ... spent the 2009-10 season splitting time between La Caja Gran Canaria in the Spanish EBA League and BBC Monthey in Switzerland ... averaged 10.3 points and 4.0 rebounds in three games for La Caja before being loaned to BBC Monthey ... saw action in six games with Monthey, averaging 13.3 points and 5.2 rebounds ... shot .560 (28-50) from the field ... has represented England in national team play at the U-16 and U-18 level ... at the 2009 U-18 Division B European Championships, averaged 29.0 points and 13.0 rebounds in two games ... saw action in seven games at the 2007 U-16 Division B European Championships, averaging 9.7 points and 5.6 rebounds ... in 2007, at the age of 15, he became the youngest player to ever compete at the Nike Hoop Summit.

DAVIS BERTANS

Height: 6-10 Weight: 210 Position: Forward Birthdate: 11/12/92 (Valmiera, Latvia)

ACQUIRED BY THE SPURS IN A TRADE WITH THE INDIANA PACERS WHO SELECTED HIM IN THE SECOND ROUND OF THE 2011 NBA DRAFT, 42ND OVERALL PICK

Has spent the past six years playing on a variety of levels in Latvia ... last season he split the year playing for KK Partizan (Serbia) and Union Olimpija (Latvia) ... saw action in 16 games with KK Partizan in the Serbia League averaging 5.1 points, 1.8 rebounds in 11.8 minutes ... appeared in 11 games with KK Partizan in the Adriatic League Liga ABA where he averaged 3.0 points, 1.0 rebound in 10.3 minutes ... in the 2011-12 Euroleague, he averaged 5.1 points, 18 rebounds in 18 games with KK Partizan ... saw action in 13 games with Union Olimpija where he averaged 4.2 points and 1.5 rebounds in 13 games ... prior to the start of the 2010-11 season, Bertans participated in the 2010 U-18 European Championship for Latvia, where he averaged 14.8 points, 7.7 rebounds and 1.6 blocks in 30.1 minutes in nine contests ... in 2009-10 Bertans spent the majority of the season with BAA Riga in the Latvia second division ... averaged 17.3 points, 5.2 rebounds and 1.8 steals in 30.2 minutes in 30 LBL games ... named the Slam Dunk contest winner in the 2011 Slovenian League All-Star Game ... in 2010, was named to the Eurobasket.com All-European Championships U-18 First Team and named the Best Forward ... saw action in one game in the European Championships U-20 game in Rhodes, Greece in 2009, where he recorded 29 points, 4 rebounds, 3 assists and 2 steals ... spent time with the Latvian U-16 National Team in 2008.

ADAM HANGA

Height: 6-7 Weight: 200 Position: Guard/Forward Birthdate: 4/12/89 (Budapest, Hungary)

SELECTED BY THE SPURS IN THE SECOND ROUND OF THE 2011 NBA DRAFT, 59TH OVERALL PICK

Currently plays for Assignia Manresa (Spain-ACB) and appeared in 34 games, starting in 13, averaging 7.8 points, 2.9 rebounds, 1.9 assists and 1.41 steals in 21.4 minutes ... prior to Assignia Manresa, he spent the five seasons playing for Albacomp-UPC Szekesfehevar in the Hungarian NB League ... in 2011, was named to the Eurobasket.com Hungarian League Second Team and All-Defensive Team ... named the Eurobasket.com All-Hungarian League Most Improved Player of the Year in 2010 ... played for the Hungarian National Team from 2009-2011 ... in the 2009 European Championship, averaging 3.5 points and 1.2 rebounds and 1.3 assists in 12.3 minutes ... named the Eurobasket.com Hungarian League Newcomer of the Year in 2008.

ERAZEM LORBEK

Height: 6-11 Weight: 242 Position: Forward/Center Birthdate: 2/21/84 (Ljubljana, Slovenia)

ACQUIRED BY THE SPURS IN A TRADE WITH THE INDIANA PACERS WHO SELECTED HIM IN THE SECOND ROUND OF THE 2005 NBA DRAFT, 46TH OVERALL PICK

Has played professionally in Europe since 1999 ... spent the past three seasons playing for FC Barcelona in the Spanish League ... last season he appeared in 44 games, starting 43 where he averaged 11.8 points, 4.3 rebounds and 1.7 assists, while shooting .436 (202-463) from the floor ... started in 22 Euroleague games and averaged 12.7 points, 4.6 rebounds and 1.4 assists in 25.2 minutes, while shooting .507 (108-213) from the field ... was named 2011-12 All-Euroleague First Team, 2011-12 Euroleague Week 7 MVP and the 2011-12 All-Spanish ACB Team ... helped guide his team to the Spanish ACB regular season championship in 2010 and 2011, as well as capture the Supercup 2010-2012 ... in 2009, was named the Eurobasket.com All-European Championships Best Forward and to the All-European Championships First Team ... in 2008 he helped lead CSKA Moscow to the Euroleague Finals ... was named to the Second Team All-Euroleague Team after averaging 12.0 points and 5.0 rebounds in 21 Euroleague games ... during the 2004-05 season he won the Euroleague Rising Star Award, averaging 9.2 points and 4.9 rebounds in 20 Euroleague games for Climamio Bologna ... played for the Slovenian National Team since 2005 ... in the 2009 Eurobasket Finals, he averaged 16.4 points, 7.4 rebounds and 2.3 assists in eight games ... Played for Michigan State in 2003 before returning to play overseas ... Helped the Spartans advance to the NCAA Elite Eight.



SPURS SPORTS &
ENTERTAINMENT



SPURS SPORTS AND ENTERTAINMENT



Chairman & CEO Peter M. Holt

SPURS BASKETBALL STAFF

President of Spurs Basketball &
Head Coach Gregg Popovich
President of Sports Franchises &
General Manager R.C. Buford
Assistant General Manager Scott Layden
Assistant Coaches Mike Budenholzer, Brett Brown,
Ime Udoka, Chip Engelland, Chad Forcier
Director of Basketball Operations/Toros GM Sean Marks
Director of College Player Personnel George Felton
Director of Scouting Brian Panga
Manager of Basketball Administration Brandon James
Manager of Statistical Development Matt Meiners
Director of Basketball Analytics Gabe Farkas
Pro Scout Trajan Langdon
Director of Athletic Performance Matt Herring
Athletic Performance Assistant Nobu Yoshida
Head Athletic Trainer Will Sevensen
Athletic Trainer Assistant Dice Yamaguchi
Equipment Manager Travis Wade
Coordinator of Medical Systems Jack Ransone
Video Coordinator Bret Brielmaier
Assistant Video Coordinator Will Hardy
Director of Player Services Analisa Rodriguez
Senior Director of Communications Tom James
Basketball Communications Manager Kris Davis
Basketball Communications Coordinator Mitch Heckart
Manager of Basketball Operations Moe Guerrero
Executive Assistant of
Basketball Operations April Hardy-Holley
Administrative Assistant of
Basketball Operations Cindi Moreno
Practice Facility Operations Associates Henry Miller,
Daniel Wilson, Kenneth Lewis
Team Physicians Dr. David Schmidt, Dr. Paul Saenz

SPURS SPORTS & ENTERTAINMENT STAFF

President of Business Operations Rick Pych
Investor Relations & Administrative Manager Carolyn Wallace
Executive Vice President of Corporate Partnership &
Broadcasting Lawrence Payne
Special Projects Manager of
Corporate Sponsorships Yolanda Trevino
Senior Vice President of Finance &
Corporate Administration Lori Warren
Executive Assistant Jennifer White
Senior Vice President of Marketing & Sales Frank Miceli
Executive Assistant Florelisa Gonzalez
Vice President of Sales & Services Joe Clark
Executive Assistant Alex Melo
Vice President of Franchise Sales & Operations Tim Salier
Vice President of Public & Government Affairs Leo Gomez
Executive Assistant Claudia Pena
Vice President of Human Resources &
Corporate Administration Tammy Turner
Senior Manager of Human Resources Jaimi Martinez
Benefits & Compensation Manager Heather Staples

Human Resources Specialist Stephanie Hernandez
Training & Staff Development Specialist Lural Logan-Fain
Internal Communications Coordinator Tanya Navalta
Director of Market Research Cindy Ricketts
Sales Manager Ryan Denbow
Group Sales Manager Jack Cuchran
Inside Sales Manager Frank Torres
Season Ticket Sales Coordinator Leigh Ann Cecil
Group Sales Executives Lindsay Beale, Nancy Gonzales
Group Sales Representatives Daniel Farias, Sarah Neatherton
Senior Account Executives Lynn Classen, Chanson Douglas,
Jimi Olsen
Account Executive Anthony Bende
Sales Representatives Trevor Allison, Christine Coleman,
Julian Dias, Nathan Frank, Jimmy Glodich,
Joey Harvey, Joel Waldon, Jr.
Service & Retention Senior Manager Chris Monroe
Service & Retention Administrative Assistant Trisha Birch
Franchise Season Ticket Services Manager Kassie Smiley
Franchise Service &
Retention Representative Lauren Schlattner
Senior Season Ticket Service Coordinators Chris Fenton,
Giovanni Rosselli
Season Ticket Service Coordinator Amanda Chavez
Season Ticket Service Representatives Anne Muir,
Allyson Strey
Premium Services Manager Nicole Christy
Premium Service Coordinators Nikki Erwin,
Shermeka Hudson, Tanya Lopez
Director of Ticket Operations Sharif Talukder
Ticket Office Manager Kathy Kurek
Franchise Ticket Office Manager Jason Dawbin
Ticket Accountant Ruben Garcia
Ticket Office Group Coordinator Erick Aguirre
Ticket Office Representative Wanda Martin
Director of Corporate Suite Sales Mike Setser
Corporate Suite Sales
Administrative Assistant Raynell Stavino
Corporate Suite Sales Account Executive Joe Reyes
Corporate Suite Sales Account Representative Jason Plotkin
Director of Corporate Partnerships Jeanne Garza
Corporate Partnership
Administrative Assistant Natalie Guevara
Partnership Sales Senior Manager David Elkins
Partnership Sales Account Manager Tiffni Furst,
Robert Stockhausen
Partnership Sales Senior Account Executives
Gregg Van Leuven, Scott Winegar
Partnership Sales Account Executives Jeri Ramos,
Blake Skinner, Tom Severino
Partnership Sales Account Associate Ashley Del Valle
Partnership Activation Manager Lisa Keeth
Partnership Activation Senior Coordinator Stacy Jobs
Partnership Activation Coordinators Rolla Bradley,
Doug Hester, Rachael Ragsdale, Lamar Wilkerson
Partnership Activation Associate Margaret Cannata
Broadcast Traffic Manager Robbie Quintana
Senior Broadcast Traffic Coordinator Laura Perez
Director of Broadcasting Mike Kickirillo

Associate Producer	Carter Snowden
Director of Service Innovation	Rebecca Caven
Service Innovation Manager	Matt Turner
Service Innovation Associate Manager	Tim Derk
Service Innovation Coordinators	Liz Garcia, Jennifer Vara
Director of Marketing & Advertising	Brian Papsen
Marketing Manager	Sherri Barros
Corporate Communications Manager	Carlos Manzanillo
Marketing Coordinator	Keisha Wyatt
Graphic Designer	Aaron Mask
Manager of Interactive Content	Ben Hunt
Interactive Content Coordinators	Shep McAllister, Chris Wenk
Interactive Marketing Coordinator	Annie Werner
Web Operations Manager	James Chandler
Web Design Coordinator	Bryon Adkins
Director of Game Operations	Chris Garcia
Game Operations & Special Events Manager	Daniel Casados
Game Operations & Special Events Coordinator	Cassidy Lien
Game Operations & Special Events Associate	Aaron Teer
Director of Content Production	Trevor Rivera
Senior Editor	Chris Thompson
Associate Creative Coordinator	Robert Fisher
Associate Producer	Katie Funk
Game Operations &	
Talent Resources Manager	Gretchen Luistro
Talent Resources Coordinator	Daniel Radwanski
Creative Entertainment Representatives	Martin Sharp,
	Rob Wical
Creative Entertainment Associate	Will Noel
Sports & Franchise Programs Senior Coordinator	Dustin York
Sports & Franchise Programs Coordinator	Sarah Silva
Sports & Franchise Programs Representative	Megan Homan
Director of Finance	Jennifer Lennon
Accounting Supervisors	Charlotte Tucker, Darlene Garza
Account Payable Associate	Mari Gil
Staff Accountant	Sonia Davies, Wayne Starnes
Director of Planning & Analysis	Joe Donnelly
Planning & Analysis Coordinator	Matthew Benson
Executive Director of Community Responsibility	Laura Dixon
Community Responsibility Specialist	Andrea Leal
Silver & Black Give Back Manager	Matt Makovec
Community Responsibility Education	
Outreach Coordinator	Hollis MacDonald
Community Responsibility Coordinators	Jenny Breuer,
	Ashley Combs, Cedric Ikpo
Community Responsibility Representative	George Gervin

RAMPAGE STAFF

Head Coach	Chuck Weber
Assistant Coach	Jason Cipolla
Athletic Trainer	Chris Walker
Head Equipment Manager	Steve Passineau
Assistant Equipment Manager	Jonathan Oroian
Director of Hockey Business Operations	Ryan Snider
Executive Assistant	Evelyn Sealey
Manager of Hockey Business Operations	Curt Waugh
Broadcast Operations Manager	Dan Weiss
Media Relations Coordinator	Alex DiFilippo
Account Executives	Steven Gray, Anthony Horton,
	Lindsay Petrone
Sales Representatives	Melvin Echard, Brian Hill, Kyle Jones
Ticket Office Representative	Meghan Bailey

SILVER STARS STAFF

General Manager/Head Coach	Dan Hughes
Assistant Coaches	Vicki Johnson, Steve Shuman
Athletic Trainer	LaTonya Holley
Strength & Conditioning Coach	Christine Stragisher
Director of Business Operations	Russell Warren

Senior Manager of Business Operations	Josh White
Partnership Sales Account Executive	Harmony Schwetelm
Media Relations Manager	Lindsey Campbell
Sales Representative	Christopher Cardenas, Alma Lara,
	Luke Reichenstein, Yolanda Rodgers, David Shrimpton
Radio & TV Play-by-Play	Andrew Monaco

AUSTIN TOROS STAFF

Head Coach	Taylor Jenkins
Assistant Coach	Ira Newble, Ken McDonald
Head Athletic Trainer	Keith Abrams
Chief Operating Officer	Peter Lubell
Media & Community Relations Manager	Perri Travillion
Operations Coordinator	Maegen Barth
Senior Account Executive	Allen Schlesinger
Sales Representatives	Cory Dirksen, Jarrod Gillis,
	Logan Palmer, Raquel Rios

AT&T CENTER STAFF

Vice President & General Manager	Tom Paquette
Executive Assistant	Starla Scrivner
Event Production Senior Manager	Holly Zuver
AT&T Center Marketing Manager	Steven Rohall
Meeting & Special Events Manager	Ace Barajas
Event Production Senior Coordinator	Tiffany Buchanan
Event Production Coordinators	Ryan Bensinger,
	Kenny Hartmann
Parking Services Coordinator	Cindy Trevino
Director of Facility Services	Ron Snead
Building & Events Administrative Assistant	Amanda Castillo
Senior Director of Technology	Jeff Dreesen
IT Systems Manager	Shane Skaggs
IT Systems Senior Specialist	Eli Jefferies
IT Helpdesk Senior Technician	Edward Guerrero
Director of A/V Engineering	Clinton Rathmell
Production Manager	Darr Weeks
Chris Thompson	Senior Editor
Video Display Engineer	Lou Sangurima
Audio Systems Senior Engineer	Stephen Pyle
Audio Maintenance Technician	Tracy Allen
Video Maintenance Technician	Joe Smierciak
Audio Visual Technician	Fred Weisenmiller
Logistics Manager	Dave Susi
Dock Master	Michael Alden
Procurement Coordinators	Joseph Cantu, Amanda Diaz
Operations Manager	Jim Weiler
Operations Lead	Cliff Baum
Operations Crew	Timothy Macias, Lucio Vasquez
Maintenance Lead	Carlos Cedillo
Maintenance Technicians	Thomas Gutierrez, Frank Jimenez,
	David Ramon
Conversion Manager	Leya Mphande
Conversion Crew Leads	Robert Cano, Cyndi Salazar
Plumber	Ben Mayfield
Welder	John Aguilar
Master Electrician	Robert Delgado
Journeyman	Henry Gonzalez
Lead Electrician	Wayne Webster
Painter	George Lopez
Rigger	Anthony Martinez
Box Office Manager	Bruce Radley
Box Office Assistant Manager	Devin Maddox
Box Office Supervisor	Adam McKenzie
Senior Manager of Security	Scott Anderson
Security Supervisor	Todd Weber
Security Leads	Bobbie Adams, Willie Allen, Bryan Conrad,
	Carl Fowler, Joe Esperiqueta, Michael Rodriguez

CHAIRMAN OF THE BOARD



Peter M. Holt
CEO
HOLT CAT

BOARD OF DIRECTORS



Marc Bruno
President/
Stadiums & Arenas
ARAMARK Sports &
Entertainment Group



Jim Callaway
AT&T Media Holdings, Inc.



Charles Ebrom
President/Treasurer
Zachry Hospitality
Corporation



Bruce Hill
Partner
R&B Partnership



James R. Leininger, M.D.



Mark Mays
President & CEO
Clear Channel
Communications



Larry Mills
Executive Vice President
HOLT CAT

On March 26, 1993, a group of 22 investors purchased the San Antonio Spurs. The group currently numbers 20 investors who are members of a limited liability company known as San Antonio Spurs, L.L.C. The ownership group has a seven-person governing and decision-making body and Peter M. Holt serves as the Chairman of the group. Listed below are the current members of San Antonio Spurs, L.L.C.:

ARAMARK Sports & Entertainment Group, Raymond Joseph Barshick, Cassandra Carr, Clear Channel Communications Inc., George C. Hixon, H.H. Sports, Ltd., IBC Capital Corporation, Sylvan Stephen Lang, James R. Leininger, R&B Partnership (Russell and Bruce Hill), David M. Robinson, AT&T Media Holdings, Inc., Markey Family Partnership, Sierra Sports & Entertainment Family Limited Partnership, SWBC, Sunrise Sports & Entertainment, Valero Energy Corporation, Zachry Hospitality Corporation and Estate of Jeanne Lang Mathews.

PETER M. HOLTCHAIRMAN AND CEO
SPURS SPORTS & ENTERTAINMENT

Now in his 18th season as Chairman and CEO ... he and his wife, Julianna Hawn Holt, bought into the Spurs ownership group in 1996 ... since that time the organization has enjoyed unprecedented growth and success ... four NBA championships, a successful campaign for a new arena and two new San Antonio-based sports franchises are among the accomplishments achieved during Holt's tenure ... thanks in part to the AT&T Center – which opened in November of 2002 – the organization is now known as Spurs Sports and Entertainment ... with over 200 fulltime employees, Spurs Sports & Entertainment runs four professional sports franchises – the Spurs (NBA), Silver Stars (WNBA), Rampage (AHL Hockey) and the Austin Toros (NBA Development League) – while also managing the day-to-day operations of the AT&T Center ... over the last 16 seasons (since Tim Duncan joined the team in 1997–98) the Spurs have posted a regular season record of 830-352 ... the team's winning percentage of .702 during that span is the best of any team in the four major sports (MLB, NBA, NFL and NHL) ... during the Duncan era the Spurs have captured four NBA championships (1999, 2003, 2005 and 2007) ... the Spurs organization has twice been named the best franchise in professional sports (2003 and 2005) and been ranked the top NBA franchise six times in the annual ESPN The Magazine Ultimate Standings survey (each year the Ultimate Standings ranks every professional team in a formula using analysis of team financial data combined with fan feedback in which over 55,000 fans judge teams by eight factors including players, bang for the buck, ownership, and stadium experience ... the Ultimate Standings debuted in 2003 and the Spurs are the only franchise to have been named the top overall team twice among the four major sports since ESPN introduced its annual survey) ... Holt was ranked as the top NBA "Ultimate Boss" and second overall among all sports owners in the 2011 standings based on the criteria of honesty, commitment to their communities and loyalty to their core players ... in June of 2007 SS&E purchased the Austin Toros of the NBA Development League (the Spurs are one of three NBA teams – along with the Lakers and the Thunder – to own and operate their own D-League team) ... the great-grandson of Benjamin Holt, developer of the first practical track-type tractor and one of the two predecessor companies that formed Caterpillar Inc. ... serves as the CEO of San Antonio-based HOLT CAT (the firm still displays several of Ben Holt's early tractors outside its headquarters) which is the largest Caterpillar dealership in the United States ... born in Peoria, Illinois ... lived in San Antonio as a child before moving to Corpus Christi, where he graduated from high school ... served two years in the U.S. Army during which time he earned a Silver Star, three Bronze Stars and a Purple Heart from his one-year tour of duty in Vietnam ... ended his military service as a Sergeant E5 ... actively involved in an effort to construct an education center under the Vietnam Veterans Memorial in Washington D.C. ... a staunch believer in community service ... is proud of the Spurs commitment to South Texas and its residents (in 2000 the Spurs earned the Pro Team Community Award presented by the World Sports Humanitarian Hall of Fame, an award presented annually to the professional sports franchise that best illustrates exceptional community involvement and fosters community pride and spirit) ... among the Spurs community efforts are the Spurs Youth Basketball League, the annual countywide United Way campaign and a variety of educational outreach programs which service over 85 percent of the elementary schools in Bexar County (during the 2010–11 season over 200,000 area students were touched by the various SS&E education programs) ... Holt's own efforts include a lengthy list of community service positions ... appointed to the Texas Parks and Wildlife Commission by Governor Rick Perry in 2003 and served as chairman from 2007 – 2011 ... a member of the World Presidents' Organization, the Free Trade Alliance San Antonio and the San Antonio Economic Development Foundation ... is the Business Chair of the Consortium of Partners for San Antonio's 2012 No Kill initiative ... 2009 recipient of Woodrow Wilson Award for Public Service ... serves as board member of the Bexar County Performing Arts Center Foundation ... serves on the advisory board of the McCombs School of Business at the University of Texas ... past chairman of the United Way of San Antonio and Bexar County ... named to the Texas Business Hall of Fame in 2004 ... he and Julianna have been Spurs season ticket holders since 1988.



RICK PYCH

PRESIDENT / BUSINESS OPERATIONS

In his 19th season ... leads the business operations for all four sports franchises owned and operated by Spurs Sports & Entertainment which includes the San Antonio Spurs (NBA), the San Antonio Rampage (AHL Hockey), the San Antonio Silver Stars (WNBA), and the Austin Toros (NBA Development League) as well as the operations of the AT&T Center ... includes marketing, corporate partnerships and ticket sales, finance and administration, communications, corporate development, community relations, and facilities management as well as all corporate business and player planning and new initiatives on behalf of the organization and ownership ... over 30 years of financial and business management experience in public accounting, banking, real estate, and sports and entertainment ... named the Spurs chief financial officer in 1993 ... promoted to executive vice president in 2000 and president of business operations in 2008 ... in 1995 started a development, financial and operating study for a new multi-purpose arena that would eventually be the new home to the Spurs ... was named in 1999 as the chief development officer for the AT&T Center ... managed the successful county referendum campaign in 1999 that provided public funding to build the AT&T Center and again in 2008 a second referendum that will provide funds for additional improvements to the AT&T Center starting in 2014 ... directed all aspects of the AT&T Center development project ... led negotiations with Bexar County in finalizing the arena's development and operating agreements ... negotiated and arranged adequate credit capacity to provide funding for construction as well as ongoing franchise funding ... oversaw the design and construction of the AT&T Center which opened on time and on budget in October 2002 ... led the organization's efforts to bring hockey to the AT&T Center ... in 2002 negotiated the purchase of an American Hockey League (AHL) affiliate and then entered into a joint venture and affiliation with the Florida Panthers to play in San Antonio ... in the summer of 2005 led SS&E's effort to become the sole owner of the San Antonio Rampage ...past chairman of the AHL Executive Committee and is the current Board of Governors representative ... in the summer of 2007 led the negotiations to purchase the NBA Development League team in Austin, Texas, the Austin Toros ... a past member of the Board of Directors of the San Antonio Sports Foundation dating back to 1989 ... was part of the organization's efforts to bring major sporting events to San Antonio, including managing the Corporate Partner Program for the U.S. Olympic Festival in 1993, as well as bids for the 1995 National Senior Olympics, the 2002 NCAA Women's Final Four and the 1998, 2004, and 2008 NCAA Men's Final Four , and the bid for the 2007 Pan Am Games ... serves on the Executive Committee and is Vice Chair of the Board of Trustees of VIA Metropolitan Transit, served on the Executive Committee and Board of the San Antonio Economic Development Foundation and the Board of the San Antonio Tax Increment Reinvestment Zone ... holds a degree in accounting from Fairfield University and is a CPA ... has a 25-year-old son, Zack who lives in Manhattan.

GREGG POPOVICHHEAD COACH / PRESIDENT OF
SPURS BASKETBALL

In his 17th season as the Spurs head coach ... the longest tenured coach with the same team among the 122 NBA, NFL, NHL and MLB franchises ... has led the Spurs to four NBA Championships (1999, 2003, 2005 and 2007) ... the only active coach with multiple NBA titles ... one of five coaches in history with four-or-more NBA Championships (along with Red Auerbach, Phil Jackson, John Kundla and Pat Riley) ... enters the 2012-13 season with a career mark of 847-399 ... career winning percentage of .680 ranks third in NBA history (behind Jackson and Billy Cunningham) ... ranks 13th in NBA history in career victories (among active coaches trails only George Karl and Rick Adelman) ... his 847 wins with one team rank second all-time in NBA history behind Jerry Sloan (1,127) ... posted his 800th career win vs. Minnesota on December 31, 2012 ... his 118 playoff wins rank third in NBA history (behind Jackson and Riley) and his playoff career winning percentage of .605 (118-77) is the third best in league history ... named NBA Coach of the Year in both 2003 and 2012 ... has been named the NBA Coach of the Month 14 times (4/99, 3/01, 3/02, 1/03, 3/03, 12/03, 12/05, 3/06, 3/07, 11/07, 11/10, 12/10, 2/12, 3/12), the most in league annals ... has led San Antonio to the NBA's best regular season record four times (1998-99, 2000-01, 2002-03 and 2011-12) ... the Western Conference All-Star coach in 2005 and 2011 ... the Spurs all-time leader in both regular season and playoff wins ... a 1970 graduate of the United States Air Force Academy with a degree in Soviet studies ... played four seasons at the Air Force Academy ... as a senior was the team's captain and leading scorer ... following his graduation in 1970 served his five-year military commitment ... during that time toured Eastern Europe and the Soviet Union as a member of the U.S. Armed Forces Team ... selected to represent the U.S. on the national AAU Team touring the Soviet Union ... in 1972 was the captain of the Armed Forces team, which won the AAU Championship ... earned an invitation to the 1972 U.S. Olympic Team Training Camp ... in 1973 returned to the Air Force Academy as an assistant coach ... spent six years at Air Force during which time he obtained his master's degree in physical education and sports sciences from the University of Denver ... in 1979 was named the head coach at Pomona-Pitzer in Claremont, California ... spent the next eight seasons at Pomona ... during the 1985-86 season led the team to its first conference championship in 68 years and to a berth in the NCAA Division III Tournament ... while at Pomona was an active member of the school's academic community, working as an associate professor, chairing the college's Student Life committee, serving on the Women's Commission and even – for one year – living in a dorm with his family ... moved to the NBA in July of 1988, joining the Spurs as an assistant coach as a member of Larry Brown's staff ... spent the next four seasons in San Antonio with a Spurs team that won a pair of Midwest Division titles ... in the summer of 1992 was named an assistant coach on Don Nelson's staff with Golden State ... spent the next two seasons with the Warriors ... returned to San Antonio on May 31, 1994, as the Spurs executive vice president of basketball operations/general manager (served as GM for eight seasons before turning the job over to R.C. Buford on July 1, 2002) ... named the Spurs head coach in December of 1996 ... served as an assistant coach for USA Basketball's Men's Senior Team for three consecutive summers (at the 2002 World Basketball Championship, the 2003 FIBA America Men's Olympic Qualifying Tournament and the 2004 Olympic Games) ... a very active member of the San Antonio community ... in 1991 teamed with Frank Martin to create the Spurs Youth Basketball League ... today the league plays at 75 locations in San Antonio and through-out South Texas ... over 15,000 boys and girls, ages 7 to 16, played in the league in 2011-12 ... prior to every game, each participant takes a pledge, promising to remain drug and alcohol free while showing good sportsmanship and fair play ... the league was honored with a Daily Point of Light Award by President Bush in February of 1992... is involved in several charities in the San Antonio area including the San Antonio Food Bank, Roy Maas' Youth Alternatives, Boys and Girls Club and The Miracle League ... honored by the Air Force Academy with its Distinguished Graduate Award in 2007 ... he and his wife of 37 years, Erin, have been blessed with two children, Micky and Jill.



R.C. BUFORD

PRESIDENT OF SPORTS FRANCHISES

Named president of sports franchises for Spurs Sports and Entertainment in July of 2008 ... in this current position serves as the general manager of the Spurs while overseeing the sports administration for the other three teams in the SS&E family (the Austin Toros, San Antonio Silver Stars and the San Antonio Rampage) ... in his 22nd season with the Spurs ... started his coaching career at the University of Kansas in 1983 ... during each of his five seasons at Kansas, the Jayhawks participated in the NCAA Tournament ... was an assistant coach for the team that won the 1988 NCAA Championship as well as the 1985-86 squad that advanced to the Final Four ... made the move to the NBA in the summer of 1988 joining the Spurs as an assistant coach on Larry Brown's staff (other assistants on that staff included Gregg Popovich, Alvin Gentry and Ed Manning) ... spent four seasons as an assistant with the Spurs ... during that time San Antonio won back-to-back Midwest Division titles (1990 and 1991) ... joined the Los Angeles Clippers in the summer of 1992 as the first assistant for Coach Brown ... the Clippers posted a 41-41 record during the 1992-93 season and earned a spot in the 1993 Playoffs ... served as an assistant coach at the University of Florida during the 1993-94 season (as the team advanced to the Final Four for the first time in school history) ... returned to San Antonio in the summer of 1994 when Gregg Popovich hired him as the team's head scout ... in the summer of 1997 he became the Spurs director of scouting ... promoted to vice president/assistant general manager in the summer of 1999 ... was named the Spurs general manager in July of 2002 ... played collegiate basketball at Texas A&M University and Oklahoma State before receiving his degree from Friends University ... involved in the NBA Basketball Without Borders Africa camp ... served as a Board Member for Roy Maas' Youth Alternatives ... serves on the Board of Directors of PeacePlayers International ... his wife, Beth, is a former player on the LPGA Tour ... they are both active with the Juvenile Diabetes Research Foundation ... they have three children: a son, Chase, a daughter, C.C. and in 2004 they welcomed Alexis Wangmene to their family ... Wangmene is from Cameroon and met the Bufords in September of 2004 during the Basketball Without Borders program in Johannesburg.



SCOTT LAYDEN

ASSISTANT GENERAL MANAGER

In his first season with the Spurs as assistant general manager ... brings over 30 years of experience in the NBA to the Spurs front office ... spent the past seven seasons with the Utah Jazz as an assistant coach, his second stint with the Jazz ... began his professional career in basketball in 1980 serving as an assistant coach at Fairleigh Dickinson University, before making the move to the NBA as an administrative assistant and scout with the Jazz in 1981 ... in February of 1982 he was elevated to assistant coach, where he remained until being named the Jazz's director of player personnel in 1989 ... was named director of basketball operations in 1992, before being promoted to vice president in September of 1996 ... from 1992 through 1999, was primarily responsible for all player personnel, draft and trade decisions ... the Jazz recorded five straight 50+ win seasons (including three 60+ win campaigns), two Midwest Division titles (1996-97 and 1997-98) and back-to-back Western Conference Championships in 1997 and 1998 ... was runner-up (to the Lakers' Jerry West) for The Sporting News NBA Executive of the Year award in 1994-95, a season in which the Jazz went 60-22 ... in the summer of 1999 was named general manager of the New York Knicks ... a year and a half later, he was promoted to team president ... in his four-plus seasons in New York, the Knicks made the playoffs twice, advancing to the Eastern Conference Finals in 2000 ... before re-joining the Jazz in 2005, worked with NBA TV for part of the 2003-04 and entirety of the 2004-05 NBA season ... an upstate New York prep standout, went on to play collegiately for St. Francis University, where he was a four year letterman and captained the team in his senior year of 1979-80 ... graduated with a degree in business management ... has led camps in Israel in conjunction with PeacePlayers International, a program that uses basketball to teach children proven tactics for improving their communities ... has also worked basketball camps for both the NBA and Adidas in China, Brazil and Europe ... he and his wife, Marsha, have four daughters: Sarah, Hannah, Mary

SEAN MARKS**DIRECTOR OF BASKETBALL OPERATIONS/
TOROS GENERAL MANAGER**

Is in his second season in the Spurs front office ... was promoted to his new role in September 2012 after serving last season as a basketball operations assistant ... in addition to his duties with the Spurs, serves as the general manager of the Austin Toros (the Spurs NBA Development League team) ... an 11-year NBA veteran ... suited up for the Spurs from 2003-06 and was a member of the 2005 NBA Championship team ... also saw action with Toronto (1998-2000), Miami (2001-03), Phoenix (2006-08), New Orleans (2008-10) and Portland (2010-11) ... a native of Auckland, New Zealand ... represented the Tall Blacks in the 2000 and 2004 Olympic Games, and was part of their fourth-place finish at the 2002 FIBA World Championship ... moved to the United States in 1992 and played four seasons at the University of California ... earned his degree political science ... became a U.S. citizen in 2007 ... he and his wife, Jennifer, have three sons, Aidan, Lucas and Owen.

**GEORGE FELTON****DIRECTOR OF COLLEGE PLAYER PERSONNEL**

Joined the Spurs in the summer of 2006 ... was the head coach at South Carolina for five seasons (from 1986-91) ... during the 1988-89 campaign led the Gamecocks to a 19-11 record as South Carolina earned its first trip to the NCAA Tournament in 15 years ... started his coaching career in 1976 as a graduate assistant while earning his master's degree at Appalachian State ... has worked as an assistant at North Carolina A&T, East Carolina, Georgia Tech, St. John's, Oregon State and Kentucky (served as associate head coach for Bobby Cremins at Georgia Tech and for Tubby Smith at Kentucky) ... was on the sidelines when the Wildcats won the 1998 NCAA Championship in the Alamodome ... prior to joining the Spurs spent six seasons as a scout for the Indiana Pacers ... was inducted into his high school's (All Hallows - Bronx, New York) Hall of Fame on October 28, 2011 ... he and wife, Brenda Craven, live in South Carolina and have three sons ... Larry is in the United States Coast Guard, Bobby recently graduated from Horry-Georgetown Tech with a degree in criminal justice and Jeremy is a criminal justice major at Horry-Georgetown Tech.

**BRIAN PAUGA****DIRECTOR OF SCOUTING**

Entering his sixth season in the Spurs basketball operations department ... was promoted to director of scouting in September 2012 after serving the past two years as the coordinator of scouting ... assists in all areas of Spurs basketball operations ... started with the Silver and Black in July 2007 as a basketball operations intern ... was brought on full-time in the summer of 2008 as the basketball operations assistant ... prior to joining the Spurs worked as a student manager with the Michigan State men's basketball team from 2003-07, including the Spartan's 2005 Final Four team ... earned his degree in business management ... a native of Willowbrook, Illinois.

**BRANDON JAMES****MANAGER OF BASKETBALL ADMINISTRATION**

Enters his first season in the Spurs front office ... spent the past four years with IMG Sports, Entertainment and Media serving several positions in Talent Marketing and ultimately the Coaches Division representing professional and collegiate coaches... prior to joining IMG spent time as a judicial clerk and legal assistant in Georgia ... earned his JD and MBA simultaneously from the University of Georgia.





MIKE BUDENHOLZER

ASSISTANT COACH

In his 19th season with the Spurs ... now in his 17th season as an assistant coach and his sixth as the team's number one assistant ... he and R.C. Buford have enjoyed the longest tenure on the Spurs basketball operations staff (they were both hired by Gregg Popovich in the summer of 1994) ... started with the Spurs as the team's video coordinator ... served in that position for two seasons before being named an assistant coach in the summer of 1996 ... has served as the head coach of the Spurs summer league squads on numerous occasions ... served as an advance scout for Team USA for the 2004 Olympics ... a four-year letterman

in both basketball and golf at Pomona-Pitzer ... named the Outstanding Senior Athlete at Pomona College in 1992-93 ... during the 1993-94 season, played professionally in Denmark for the Vejle Basketball Klub, averaging a team-high 27.5 points per game ... at that time got his start in coaching, serving as the head coach for two different teams within the Vejle system ... his father, Vince, spent 25 years as a high school and college basketball coach in Arizona before retiring in 1997 ... the youngest of seven children ... a native of Holbrook, Arizona ... received his bachelor's degree in 1993 in politics, philosophy and economics from Pomona College ... he and wife, Mary Bet, have four children: William Vincent, Savoia Elizabeth (Libby), Hanna Louise and John Bent.



BRETT BROWN

ASSISTANT COACH

Moved to the bench as an assistant coach prior to the 2006-07 season ... spent the previous five seasons as the team's assistant coach/director of player development ... joined the Spurs in July of 2002 after spending 14 seasons coaching in the Australian National Basketball League ... in nine seasons as a head coach in the NBL, amassed 149 career victories (the sixth highest total in NBL history) ... started as an assistant coach with the Melbourne Tigers under Lindsay Gaze ... was named head coach of the North Melbourne Giants in 1993 ... earned NBL Coach of the Year honors in 1994 when he led the Giants to the National Championship ... spent

the 1998-99 season working in the Spurs basketball operations department ... then returned to Australia as the head coach of the Sydney Kings ... after three seasons with the Kings he re-joined the Spurs ... served as an assistant coach for the Australian National Team for eight years (including both the 1996 and 2000 Olympic Games as well as the 1998 World Championships) ... in March of 2009 was named the head coach of the Australian National Team ... led Australia to the FIBA Oceania Championship over rival New Zealand in the summer of 2011 to secure a bid to the 2012 Olympics ... guided the Boomers to a 3-3 record in the 2012 Olympics, including a key 82-80 win over eventual bronze medalist Russia to advance to the second round ... son of New England Basketball Hall of Fame Coach, Bob Brown ... played four seasons at Boston University under Rick Pitino ... named team MVP his sophomore year and served as team captain in both his junior and senior seasons ... earned his bachelor's degree from B.U. ... met and married his wife, Anna, in Australia ... they have two daughters, Julia and Laura, and a son, Sam.



IME UDOKA

ASSISTANT COACH

Enters his first season with the Spurs as an assistant coach ... spent three seasons as a player with the Silver and Black from 2007-09 and the 2010-11 campaign ... enjoyed a seven-year NBA career ... played for the L.A. Lakers in 2003-04, the New York Knicks in 2005-06, the Portland Trail Blazers in 2006-07 and the Sacramento Kings in 2009-10 ... went undrafted out of college ... spent time in the NBA Development League, USBL, IBA and internationally in Spain and France ... was named to the All-NBA D-League First Team and was also the recipient of

Jason Collier Sportsmanship Award in 2005-06 ... began his college career at Eastern Utah and spent a year at the University of San Francisco before finishing at Portland State ... late father was of Ibibio descent and was born in Nigeria ... played for the Nigerian National Team in multiple tournaments, including the 2005 African Championship, the 2006 FIBA World Championship, and the 2011 African Championship where he helped lead Nigeria to a bronze medal.

CHIP ENGELLAND

ASSISTANT COACH

In his eighth season as a Spurs assistant coach ... a sought after speaker, clinician and advisor on shooting technique for numerous NBA players including Steve Kerr, Grant Hill and Shane Battier ... served as a shooting consultant with the Pistons during the 1999–2000 season ... was director of player development for the Nuggets for two seasons before joining the Spurs ... served as a ball boy for John Wooden's 1975 NCAA Championship UCLA team ... in 1979 led Los Angeles in scoring while at Pacific Palisades High School ... lettered four seasons at Duke University ... team captain for Mike Krzyzewski's 1982–83 Blue Devil squad ... spent nine years playing professionally in the Philippines, Canada and the CBA ... in 1995 founded In-Net Corporation to establish his "Chip Shots" basketball camps to help players of all ages improve their shooting ... he and wife, Jessica, have two sons, Press and Path.



CHAD FORCIER

ASSISTANT COACH

Is currently in his sixth season with the Spurs after joining the team in the summer of 2007 ... his coaching career began with an internship in 1992 (while still in college) with the Seattle SuperSonics ... spent five seasons with the Sonics, working for head coach George Karl ... from 1994–97 served as varsity assistant coach and JV head coach at Lake Washington High School in Kirkland, Washington ... in 1997 was named an assistant coach at Oregon State University ... spent three seasons at OSU before moving to the University of Portland where he served as an assistant coach during the 2000–01 season ... was an assistant coach for Rick Carlisle for six seasons: two with the Detroit Pistons (2001–03) and four with the Indiana Pacers (2003–07) ... graduated from Seattle Pacific University in 1995 ... his brother, Todd, is the assistant strength and conditioning coach for the Portland Trail Blazers and his sister, Jade Hayes, is a former high school girls head coach.





MATT HERRING

DIRECTOR OF ATHLETIC PERFORMANCE


Herring enters his second season with the Spurs ... prior to joining the Silver and Black spent seven years (2004-11) as the strength and conditioning coordinator for the University of Florida men's basketball and men's and women's golf and tennis programs ... was an integral part of the Gators back-to-back national championships in 2006 and 2007 ... before making the move to Gainesville, he helped the Oklahoma State Cowboys men's basketball program reach the 2004 Final Four ... arrived at Oklahoma State University after spending two years as an intern at the University of Texas ... earned his bachelor's degree in exercise sports science from Southwest Texas in 1994 ... achieved his M.Ed. in kinesiology from the University of Texas in May of 2002 ... a member of the National Strength and Conditioning Association and USA Weightlifting ... also a Certified Strength and Conditioning Specialist and a Certified Sports Performance Coach ... a native of Austin, Texas, Herring is married to the former Cindy Von Eper and the two are proud parents of Laney Austin.



WILL SEVENING

HEAD ATHLETIC TRAINER

In his 15th season as the Spurs head athletic trainer ... received his bachelor's degree in biology from the University of Wisconsin-LaCrosse in 1990 ... obtained a master's in sports medicine from the United States Sports Academy in 1992 ... served as the assistant athletic trainer/strength coach with the Indiana Pacers from 1994-98 ... a certified member of the National Athletic Trainers Association ... one of two trainers for U.S.A. Basketball at the 2003 FIBA Olympic Qualifying Tournament ... in his fourth term as president of the NBATA Foundation Board ... he and wife Terri have four children, Allison, Benjamin, Emma and Liam ... enjoys traveling to baseball games and has seen games in approximately 60 minor and major league ballparks.



DICE YAMAGUCHI

ASSISTANT ATHLETIC TRAINER

Joined the Spurs in the summer of 2007 ... served as the athletic trainer for the Austin Toros, the Spurs NBA D-League affiliate, from 2007-11 ... was promoted to assistant athletic trainer with the Spurs in the summer of 2011 ... a native of Fukuoka, Japan ... came to the U.S. in 2001 to learn athletic training at Indiana State University ... was a volunteer student athletic trainer with NFL Indianapolis Colts in the summer of 2005 ... served a seasonal student athletic training intern with NBA Indiana Pacers in 2005-2006 season ... graduated from California University of Pennsylvania with a Master of Science in 2007 ... was a certified athletic training intern with NFL Philadelphia Eagles in the summer of 2007 ... is a certified Athletic Trainer, certified Strength and Conditioning Specialist, Performance Enhancement Specialist and Corrective Exercise Specialist.



DAVID R. SCHMIDT, M.D.

SPURS TEAM PHYSICIAN

Enters his 20th season with the Spurs ... named the 2004 NBA Team Physician of the Year by the National Basketball Trainers Association ... serves as the team physician for the Spurs as well as the University of Texas at San Antonio and Trinity University athletics ... on the medical staff for the Silver Stars, Rampage, San Antonio Missions and several local high schools ... has a busy private practice where he concentrates on injuries of the knee ... specializes in ACL reconstruction, meniscus surgery, and cartilage restoration ... is a Fellow of the American Academy of Orthopaedic Surgeons, Board Certified by the American Board of Orthopaedic Surgery and holds a Certificate of Added Qualification in Sports Medicine ... a founding Board Member and past Chairman of the San Antonio Sports Foundation ... served as the medical director for the 1989 AAU Junior Olympics and the 1995 U.S. Senior Sports Classic ... the medical coordinator for the 1993 U.S. Olympic Festival ... served on the medical staffs of the 1995 World University Games and the 1996 Olympic Games ... a clinical assistant professor in the department of orthopedics at the UT Health Science Center, where he was named the 2002 Distinguished Alumnus ... proud parent of daughter, Casey ... his son, Benjamin, a Marine Lance Corporal (LCpl) scout/sniper, was killed in the line of duty while serving in Afghanistan at the age of 24 on October 6, 2011.



DR. PAUL SAENZ, D.O.

SPURS TEAM PHYSICIAN

In 1988 became the city's first fellowship trained Primary Care Sports Medicine specialist ... founded Sportsmedicine Associates of San Antonio in 1992 ... now in his 15th season with the Spurs ... serves as the team physician for the San Antonio Missions and is a member of the medical staff for the Silver Stars, the Rampage, The University of the Incarnate Word, the University of Texas at San Antonio and Trinity university ... serves as a national team physician for USA Track and Field, and in 2012 was appointed as a National Team Physician for the Olympic gold medal winning men's USA Basketball team ... was a member of the medical staff for the 1996 Olympic Games, served as the chief medical officer for boxing at the 1998 Goodwill Games and was the team physician for the USA Modern Pentathlon Team at the 2004 Olympics ... holds clinical faculty appointments at The University of Texas Health Science Center at San Antonio Medical School, The University of North Texas Health Science Center and with the Christus Santa Rosa Primary Care Sportsmedicine Fellowship program ... selected as a St. Mary's University and Central Catholic High School Distinguished Alumnus ... selected as one of the states "Top Docs" by Texas Monthly magazine ... he and wife, Becky, have three sons, Nicholas, Stephen and Jeffrey.

LAWRENCE PAYNE

EXECUTIVE VICE PRESIDENT/ CORPORATE PARTNERSHIP,
BROADCASTING, COMMUNITY RESPONSIBILITY
AND GAME OPERATIONS



Recently celebrated his 36th year with the organization, joined the franchise in 1976 after graduating from the University of Texas School of Law ... under his direction, Spurs Sports & Entertainment has built the highest rated and most extensive broadcast lineups in professional sports ... between the Spurs, Rampage, Silver Stars and Austin Toros his department is responsible for over 600 productions each year ... the Spurs were among the first in the NBA to bring inventory and sales completely "in-house" ... as executive producer for each and every project, he is involved in all aspects from contract rights negotiations to the "look" of the broadcasts ... also leads the organization's sponsorship sales efforts and inventory, including radio and TV inventory, print, internet, signage, corporate suites and in-arena, out-of-arena promotions/licensing and game operations ... in addition he oversees the Community Responsibility Department and serves as the President of the Board of Directors for Silver & Black Give Back... has won two national ACE Awards, the Silver Medal at the International Film & Television Festival of New York, several local Addy awards, and was selected as a charter member of the NBA Broadcast Advisory Board ... is a member of the University of Texas Law School Non-Practicing Advisory Council, serves as a mentor to University of Texas Law School students ... a member of Christus Santa Rosa Children's Foundation, on the Board of Directors for Greater San Antonio Chamber of Commerce, Baylor University's Sports Sponsorship & Sales (S3) Advisory Board, and is on the All-American Football Game Advisory Board ... Payne has been married to Mary, a fellow UT graduate for 33 years ... they have two sons, Bryan, an attorney with Cotchett, Pitre & McCarthy, LLP in San Francisco ... and Will, a senior at UT Austin majoring in Radio, Television and Film.

FRANK MICELI

SENIOR VICE PRESIDENT/MARKETING & SALES



Joined the Spurs in September of 2008 ... previously served as chief operating officer of the Philadelphia Phantoms (AHL), a position he held since 1996 ... added the role of Vice President of minor league operations for all of Comcast-Spectacor in November 2000 ... was responsible for overseeing the Phantoms and the organization's three minor-league baseball teams - the Bowie Baysox, Delmarva Shorebirds and Frederick Keys ... was awarded the James C. Hendy Award, which is presented to the American Hockey League's outstanding executive, following the 1997-98 season and the Thomas Ebright Award, which is presented annually for outstanding career contributions to the American Hockey League, following the 2006 - 2007 season... duties with the Phantoms included overseeing all operations, including fiscal management, sales, marketing, advertising, sponsorship sales and public relations ... prior to joining the Phantoms, he was the director of sales and marketing for the Philadelphia Flyers (NHL), managing over 15,000 season ticket accounts ... was responsible for moving the entire season ticket base of the Flyers into their new home at the Wachovia Center ... joined Comcast-Spectacor in 1990 as vice president of marketing and advertising at Spectathlete ... prior to joining Comcast-Spectacor, served as the advertising director for the Clover division of Strawbridge & Clothier in Philadelphia, advertising manager for John Wannamaker in Philadelphia, and advertising director for Gimbel's in both New York and Philadelphia ... a native of South Philadelphia ... graduated from the University of Scranton with a bachelor of science degree ... is a board member of San Antonio Sports, the San Antonio Convention and Visitors Commission and the Baylor University Sports Administration ... Frank and his wife, Michele, have two daughters, Amanda and Maria.

LORI WARREN

SENIOR VICE PRESIDENT/FINANCE & CORPORATE
ADMINISTRATION



In her 20th year with the Spurs ... named senior vice president/finance and corporate administration in 2008 ... responsible for all financial operations and reporting, cash management, related tax matters and insurance risk management for Spurs Sports and Entertainment ... added oversight responsibilities in the areas of human resources, employee development and corporate administration, as well as the operations and facilities management of the AT&T Center ... spent seven seasons as the team's controller ... was named vice president of finance in the summer of 2000 ... was heavily involved in all financial aspects of the AT&T Center development project and opening in 2002 ... prior to joining the Spurs worked in the audit department for KPMG Peat Marwick in Dallas and San Antonio ... a Certified Public Accountant with a degree in accounting from Texas A&M ... played one season of varsity tennis for the Aggies ... selected as a member of the 2007-08 Leadership San Antonio Class 33 ... a 2007 recipient of the San Antonio Business Journal's 40 Under 40 award... a member of the Board of Trustees of the United Way of Bexar County ... In 2011, named as one of San Antonio's Best CFOs by the San Antonio Business Journal... an active volunteer with her children's school and sports activities ... she and husband, Garren, have two sons, Chandler and Trevor.



JOE CLARK

VICE PRESIDENT/TICKET SALES & SERVICES

Entering his 28th season with the Spurs ... began his career with the Spurs as a sales intern ... today is responsible for the entire ticket sales, premium and season ticket services as well as the ticket operations departments and youth sports and franchise programs ... served in several roles with the Spurs before being promoted to his current position in 1992 ... has led the organization's drive to put "Fans First" by recognizing the longevity of Spurs season ticket holders with the introduction of a Tenure Based Recognition program ... this effort is executed by a team of 13 service professionals that work in Guest

Services serving suite, courtside, charter and plaza season ticket holders ... oversees an experienced team of 19 season & group ticket sales executives that consistently provides a first class outing in addition to a great seats for a Spurs, Rampage and/or Silver Star game ... leads a team of 10 ticket operations and database staff responsible for the individual game ticket sales & ticket administration ... has twice coordinated relocation efforts for Spurs ticket holders (from the HemisFair Arena to the Alamodome in 1993 and from the Alamodome to the AT&T Center in 2002) ... continues to work with the famous Baseline Bums ... a native of Janesville, Wisconsin ... received his bachelor's in economics from the University of Wisconsin-Madison and a master's in sports management from Western Illinois University ... a volunteer with the Greater San Antonio Chamber of Commerce, the Knights of Columbus and AAU Basketball Coach ... serves on the board for Baylor University's S3 program (sports, sales and sponsorship) & the San Antonio Economic Development Foundation, also is a member of SA Sports and Business Alliance ... is a graduate of Greater San Antonio & Hispanic Chamber of Commerce Leadership San Antonio Class #34 ... he and wife, Linda, have two daughters and a son, 20-year-old Kelsey, 17-year-old Alyssa and 13-year-old AJ.



LEO GOMEZ

VICE PRESIDENT/PUBLIC & GOVERNMENT AFFAIRS

A member of the Spurs organization since July of 1996 ... is responsible for Spurs Sports & Entertainment's external affairs ... born in Edinburg and raised in McAllen ... received his bachelor's degree in political science and business administration from the University of Texas at Pan American ... obtained a master's degree in public policy from the Lyndon B. Johnson School of Public Affairs at the University of Texas ... began his professional career as an intern with the U.S. General Accounting Office in Washington, D.C. ... enjoyed a stint with the Texas Department of Commerce before being named the assistant

director of a Hispanic public policy think tank at Trinity University... was then named vice president, government affairs for The Greater San Antonio Chamber of Commerce ... prior to joining the Spurs served as president of the San Antonio Hispanic Chamber of Commerce, leading an organization with almost 2,000 members ... was the GM of Administration at Toyota Motor Manufacturing, Texas for a year and a half before returning to SS&E in the summer of 2005 ... very active in the San Antonio community ... serves on the Board of Directors of numerous organizations including San Antonio for Growth on the Eastside, the SAISD Foundation, Christus Santa Rosa Hospital, the City's Military Transformation Task Force, and the Cancer Therapy Research Center...he has two children in high school, Manuel and April.



TOM PAQUETTE

VICE PRESIDENT/AT&T CENTER GENERAL MANAGER

Joined Spurs Sports & Entertainment in November 2011 ... brings over 21 years of arena management experience to the AT&T Center ... spent the last 10 years as general manager of Colonial Life Arena at the University of South Carolina ... the Colonial Life Arena, which opened in November 2002, quickly became the premier university arena in the United States and one of the most successful arenas in the southeast region of the United States ... prior to moving to South Carolina, served as the director of event production at the Wells Fargo Center and Spectrum in Philadelphia ... has held the positions of general manager at

the Tsongas Arena in Lowell, MA, and of the American Royal Center and Kemper Arena in Kansas City, MO ...also served as assistant arena manager at the University of Tennessee's Thompson-Boling Arena ... earned his bachelor's degree in Business Management from St. Joseph's University and is an active member of the International Association of Venue Managers, serving on its Safety and Security Task Force ... a native of Norristown, PA ... he and his wife, Sarah, have four children, sons Mac and Luke, and daughters Hannah and Rosemary.

TIM SALIER


VICE PRESIDENT/FRANCHISE OPERATIONS

Joined Spurs Sports & Entertainment in 2000 ... was named vice president of franchise operation in August 2012 ... began his career with SS&E as a sales manager before being promoted to director of sales in 2003 ... awarded NBA Group Sales Co-Manager of the Year for the 2004-05 season ... elevated to the role of senior director of sales in 2008 and was later named senior director of franchise operations ... in his current role, oversees the business operations of three SS&E franchises, including the San Antonio Rampage (AHL), San Antonio Silver Stars (WNBA) and Austin Toros (NBA Development League) ... prior to making the move to San Antonio, spent two seasons as the general manager and vice president of business operations for the Rockford Lightning in the Continental Basketball Association ... is an alumni of Leadership San Antonio Class 36 and a member of the 2011 San Antonio Business Journal 40 Under 40 ... also serves as an honorary command chief for Joint Base San Antonio and is a board member for Baylor University's S3 Program ... a native of Shannon, Illinois, he received his bachelor's degree in business administration from Monmouth College.

**TAMMY TURNER**

VICE PRESIDENT/HUMAN RESOURCES & CORPORATE ADMINISTRATION

In her 18th season with Spurs Sports & Entertainment ... named vice president of human resources and corporate administration in August 2012 ... today leads all areas of the organization's human capital, including the personal and professional development of SS&E's 250 plus full-time employees, along with internal communications, strategic planning and service innovations, and the more than 1,500 staffers that impact the fan experience at the AT&T Center ... began her career with SS&E in 1995 as a executive assistant in the finance department ... spent 10 years working on the financial side of the business before transitioning to the human resources department in 2005 ... was promoted to director of human resources in 2007 and was elevated to the role of senior director of human resources and corporate administration in 2009 ... born and raised in San Antonio ... a certified Professional in Human Resources ... received her bachelor's degree in political science/pre-law and a master's degree in business administration from the University of the Incarnate Word ... played collegiate volleyball, basketball and softball for UIW ... she and husband, Dave, have five children, Kyle (23), Kody (22), Talbert (15), Jan-Tanah (14) and Jett (8).



SPURS SPORTS & ENTERTAINMENT STAFF



Keith Abrams
Toros Head Athletic Trainer



Bobby Adams
Security



John Aguilar
Welder



Erick Aguirre
Ticket Office
Group Coordinator



Michael Alden
Dock Master



Tracy Allen
Audio Maintenance
Technician



Willie Allen
Security



Trevor Allison
Sales Representative



Scott Anderson
Senior Security Manager



Meghan Bailey
Ticket Office Rep.



Ace Barajas
Meeting & Special
Events Manager



Sheri Barros
Marketing Manager



Maegan Barth
Toros Operations
Coordinator



Clifford Baum
Operations Lead



Lindsay Beale
Group Sales Executive



Anthony Bendele
Account Executive



Ryan Bensinger
Event Production
Coordinator



Matthew Benson
Planning & Analysis
Coordinator



Trisha Birch
Service & Retention
Administrative Assistant



Rolla Bradley
Partnership Activation
Coordinator



Jenny Breuer
Corporate Responsibility
Coordinator



Bret Brielmaier
Video Coordinator



Tiffany Buchanan
Senior Event Production
Coordinator



Lindsey Campbell
Silver Stars Public
Relations Manager



Margaret Cannata
Partnership Activation
Associate



Robert Cano
Conversion Crew Lead



Joe Cantu
Procurement Coordinator



Christopher Cardenas
Sales Representative



Danie Casados
Game Operations &
Special Events Mgr.



Amanda Castillo
Building & Events
Administrative Asst.



Rebecca Caven
Director of Service
Innovation



Leigh Ann Cecil
Season Ticket
Sales Coordinator



Carlos Cedillo
Maintenance Lead



James Chandler
Web Operations Manager



Amanda Chavez
Season Ticket
Services Representative



Nicole Christy
Premium Services Manager



Lynn Classen
Senior Account Executive



Christine Coleman
Sales Representative



Ashley Combs
Corporate Responsibility
Coordinator



Jack Cuchran
Group Sales Manager



Julian Dals
Sales Representative



Sonia Davies
Staff Accountant



Kris Davis
Basketball Communications
Manager



Jason Dawbin
Franchise Ticket Office
Manager



Ashley Del Valle
Partnership Sales Account
Associate



Robert Delgado
Master Electrician



Ryan Denbow
Sales Manager



Tim Derk
Service Innovation
Associate Manager



Amada Diaz
Procurement Coordinator

SPURS SPORTS & ENTERTAINMENT STAFF



Alex Difilippo
Rampage Media Relations
Coordinator



Cory Dirksen
Toros Sales Representative



Laura Dixon
Executive Director of
Community Responsibility



Joe Donnelly
Director of Planning &
Analysis



Chanson Douglas
Senior Account Executive



Jeff Dreesen
Senior Director of IT
Systems



Melvin Echard, Jr.
Rampage Sales
Representative



David Ekins
Partnership Sales Senior
Manager



Nikki Ervin
Premium Services
Coordinator



Jose Esperiqueta Jr.
Security



Daniel Farias
Group Sales
Representative



Gabe Farkas
Director of Basketball
Analytics



Christopher Fenton
Senior Season Ticket
Service Coordinator



Robert Fisher
Associate Producer



Nathan Frank
Sales Representative



Tifni Furst
Partnership Sales Account
Manager



Chris Garcia
Director of Game
Operations



Liz Garcia
Service Innovation
Coordinator



Ruben Garcia
Ticket Accountant



Jeanne Garza
Director of Corporate
Partnerships



Darlene Garza
Accounting Supervisor



George Gorvin
Corporate Responsibility
Representative



Mari Gil
Accounts Payable
Associate



Jimmy Glodich
Sales Representative



Nancy Gonzales
Group Sales Executive



Flory Gonzalez
Executive Assistant



Henry Gonzalez
Journeyman



Steve Gary
Rampage Account
Executive



Edward Guerrero
Senior IT Helpdesk
Technician



Moe Guerrero
Manager of
Basketball Operations



Natalio Guevara
Corporate Sponsorship
Administrative Assistant



Thomas Gutierrez
Maintenance Technician



Will Hardy
Assistant Video
Coordinator



April Hardy-Holley
Executive Assistant of
Basketball Operations



Kenny Hartman
Event Production
Coordinator



Joey Harvey
Sales Representative



Mitch Heckart
Basketball
Communications Cord.



Stephanie Hernandez
Manager of Human Resources
Specialist



Doug Hester
Partnership Activation
Coordinator



Brian Hill
Rampage Sales
Representative



Latonya Holley
Silver Stars Head Athletic
Trainer



Megan Homan
Sports & Franchise
Programs Representative



Anthony Horton
Rampage Account
Executive



Shermeka Hudson
Premium Services
Coordinator



Ben Hunt
Manager of Interactive
Content



Cedric Ikpo
Corporate Responsibility
Coordinator



Tom James
Senior Director of
Communications



Eli Jeffries
Senior IT Systems
Specialist



Frank Jimenez
Maintenance Technician

SPURS SPORTS & ENTERTAINMENT DIRECTORY



Vickie Johnson
Silver Stars Assistant Coach



Kyle Jones
Rampage Sales Representative



Lisa Keeth
Partnership Activation Manager



Mike Kickirillo
Director of Broadcasting



Kathy Kurek
Ticket Office Manager



Alma Lara
Silver Stars Sales Representative



Andra Leal
Corporate Responsibility Specialist



Jennifer Lennon
Director of Finance



Cassidy Lion
Game Operations & Special Events Cord.



George Lopez
Painter



Tanya Lopez
Premium Services Coordinator



Peter Lubell
Toros Chief Operating Officer



Gretchen Luistro
Game Operations & Talent Resources Mgr.



Timothy Macias
Operations Crew



Devin Maddox
Assistant Box Office Manager



Matt Makovec
Silver & Black Give Back Manager



Carlos Manzanillo
Corporate Communications Mgr.



Wanda Martin
Ticket Office Representative



Anthony Martinez
Rigger



Jaimi Martinez
Senior Manager of Human Resources



Aaron Masik
Graphic Designer



Ben Mayfield
Plumber



Shep McAllister
Interactive Content Coordinator



Adam McKenzie
Box Office Supervisor



Matt Meiners
Manager of Statistical Development



Alex Melo
Executive Assistant



Chris Monroe
Service & Retention Senior Manager



Cyndi Moreno
Administrative Assistant of Basketball Operations



Leya Mphande
Conversion Manager



Anne Muir
Season Ticket Service Representative



Tanya Navalta
Internal Communications Coordinator



Sarah Neatherton
Group Sales Representative



Jimi Olson
Senior Account Executive



Brian Papson
Director of Marketing



Claudia Pena
Executive Assistant



Laura Perez
Senior Broadcast Traffic Coordinator



Lindsay Petrone
Rampage Account Executive



Jason Plotkin
Corporate Suite Sales Representative



Stephen Pyle
Audio Systems Senior Engineer



Robbie Quintana
Broadcast Traffic Manager



Bruce Radley
Box Office Manager



Rachael Ragsdale
Partnership Activation Coordinator



David Ramon
Maintenance Technician



Jeri Ramos
Partnership Sales Account Executive



Jack Ransone
Coordinator of Medical Systems



Clinton Rathmell
Director of A/V Engineering



Joe Reyes
Corporate Suite Sales Account Executive



Cindy Ricketts
Director of Market Research



Trevor Rivera
Director of Content Production

SPURS SPORTS & ENTERTAINMENT DIRECTORY



Analisa Rodriguez
Director of Player
Services



Michael Rodriguez
Security



Steven Rohall
AT&T Center Marketing
Manager



Giovanni Rosselli
Senior Season Ticket
Service Coordinator



Cynthia Salazar
Conversion Crew Lead



Lou Sangrumba
Video Display Engineer



Allen Schlesinger
Toros Senior Account
Executive



Harmony Schwethelm
Silver Stars Partnership
Sales Account Executive



Starla Scrivner
Executive Assistant



Evelyn Sealey
Rampage/Silver Stars
Executive Assistant



Mike Setser
Director of Corporate
Suite Sales



Tom Severino
Partnership Sales Account
Executive



Martin Sharp
Creative Entertainment
Representative



David Shrimpton
Silver Stars Sales
Representative



Steve Shuman
Silver Stars Assistant
Coach



Sarah Silva
Sports & Franchise
Programs Coordinator



Shane Skaggs
IT Systems Manager



Blake Skinner
Partnership Sales Account
Executive



Joe Smierciak
A/V Technician



Kassie Smiley
Franchise Season Ticket
Service Manager



Ron Sneed
Director of Facility
Services



Ryan Snider
Director of Rampage
Business Operations



Carter Snowden
Associate Producer



Heather Staples
Benefits & Compensation
Manager



Wayne Starnes
Staff Accountant



Raynell Stavinoha
Corporate Suite Sales
Administrative Assistant



Robert Stockhausen
Partnership Sales Account
Manager



Christine Stragisher
Silver Stars Strength &
Conditioning Coach



Alyson Strey
Season Ticket Service
Representative



David Susi
Logistics Manager



Sharif Talukder
Director of Ticket
Operations



Chris Thompson
Senior Editor



Frank Torres
Inside Sales Manager



Perri Travillion
Toros Media &
Community Relations Mgr.



Cyndi Trevino
Parking Services
Coordinator



Yolanda Trevino
Special Projects Mgr. of
Corporate Sponsorships



Charlotte Tucker
Accounting Supervisor



Matt Turner
Service Innovation
Manager



Jennifer Vara
Service Innovation
Coordinator



Lucio Vasquez
Operations Crew



Travis Wade
Equipment Manager



Joel Waldon, Jr.
Sales Representative



Carolyn Wallace
Investor Relations &
Administrative Manager



Russell Warren
Director of Silver Stars
Business Operations



Curt Waugh
Manager of Rampage
Business Operations



Todd Weber
Security Supervisor



Wayne Webster
Lead Electrician



Darr Weeks
Production Manager



Jim Weiler
Operations Manager



Fred Weisenmiller
A/V technician



Dan Weiss
Rampage Broadcast
Operations Manager



Chris Wonk
Interactive Content
Coordinator



Anne Wenner
Interactive Marketing
Coordinator



Jennifer White
Executive Assistant



Josh White
Senior Manager of Silver
Stars Business Ops.



Rob Wicall
Creative Entertainment
Representative



Lamar Wilkerson
Partnership Activation
Coordinator



Daniel Wilson
Practice Facility Operations
Associate




Scott Winegar
Partnership Sales Senior
Account Executives



Keisha Wyatt
Marketing Coordinator



Dustin York
Sports & Franchise
Programs Senior Cord.



Nobu Yoshida
Athletic Performance
Assistant



Holly Zuer
Event Production Senior
Manager

NOT PICTURED

Bryan Conrad
Security Lead

Carl Fowler
Security

Jarrod Gillis
Toros Sales
Representative

Stacy Jobs
Partnership Activation
Senior Coordinator

Kenneth Lewis
Practice Facility Operations
Associate

Hollis MacDonald
Education Outreach
Coordinator

Henry Miller
Practice Facility
Operations Associate

Will Noel
Creative Entertainment
Associate

Logan Palmer
Toros Sales
Representative

Daniel Radwanski
Talent Resources
Coordinator

Luke Reichenstein
Silver Stars Sales
Representative

Raquel Rios
Toros Sales
Representative

Yolanda Rodgers
Silver Stars Sales
Representative

Lauren Schlattner
Franchise Service &
Retention Representative

Gregg Van Leuven
Partnership Sales Senior
Account Executive

NBA Cares

NBA Cares is the league's global social responsibility program that builds on the NBA's mission to address important social issues in the United States and around the world. Through this program, the NBA, its teams and players have donated than \$200 million to charity, completed more than 1.9 million hours of hands-on community service, and created more than 720 places where kids and families can live, learn, or play, in 23 countries and territories on five continents. NBA Cares works with internationally recognized youth-serving programs that support education, youth and family development, and health-related causes, including: KaBOOM!, Special Olympics, Boys and Girls Clubs of America, UNICEF, the Make-A-Wish Foundation, and the Global Business Coalition on HIV/AIDS, Malaria and Tuberculosis.



SPURS TELEVISION

BILL LAND PLAY-BY-PLAY

In his 10th season as the play-by-play voice for Spurs TV ... has been with Fox Sports Southwest since 1988 (when the network was known as Home Sports Entertainment) ... has called the action for 16 different sports for Fox Sports Southwest ... is the host of Spurs Insider and UTSA Football Insider ... handles the play-by-play call for numerous Big 12 events for Fox Sports Southwest including football, baseball, softball, soccer, women's basketball and swimming and diving ... a life-long Cubs fan ... received his degree in mass communication in 1973 from Southern Illinois-Edwardsville ... he and his wife, Gayle, have two sons, Taylor and Cooper ... Taylor plays professional basketball in Australia and Cooper plays professionally in Germany.



SEAN ELLIOTT ANALYST

Now in his 12th season in television after retiring following the 2000-01 campaign ... for the ninth consecutive year will serve as the primary analyst for Spurs television ... spent 11 of his 12 seasons with the Spurs ... in his NBA career, appeared in 742 regular season games, averaging 14.2 points, 4.3 rebounds and 2.6 assists per contest ... named an NBA All-Star in both 1993 and 1996 ... made NBA history on March 14, 2000, when he returned to the court after undergoing a kidney transplant on August 16, 1999 ... he and his wife, Claudia, were married in October of 2001.



ANDREW MONACO STUDIO HOST AND SIDELINE REPORTER

In his sixth season as a full-time member of the Spurs broadcast team ... will serve as studio host for games on KENS and KMY5 and will handle sideline duties for FSN broadcasts ... has been the play-by-play voice of the Silver Stars since the team relocated to San Antonio in 2003 ... served as the voice of the Rampage from 2003-09 ... prior to joining the SS&E family spent more than a decade covering a variety of teams in the Orlando market ... he and his wife, Laura, have two children, Drew and Gina.



2012-13 Television Broadcast Partners

KENS (CBS): Will broadcast a total of 12 regular season games.

KMY5 (CW): Will broadcast a total of two regular season games.

FOX Sports Southwest (FSSW): Will broadcast a total of 62 regular season games ... selected FOX games will also be broadcasted in Spanish and be distributed on the Spurs Television Network in the following markets: KIDY (San Angelo), KIDZ (Abilene), KBVO (Austin), KDF (Corpus Christi), KJTV/KMYL (Lubbock) MYTX (Tyler) and KXTS (Victoria)

SPURS RADIO

BILL SCHOENING WOAI, 1200 AM

Now in his 12th season as the radio play by play voice of the Spurs ... came to the Spurs in 2001 after a 12 year stint with the Texas Longhorn Sports Network ... has called Major League Baseball and National Football League action as well as the NBA ... dabbles as a singer/songwriter and has released two original CD's... he and his wife Gerry have two sons, Eric, 28 and Karl, 21.

For the 35th time in the Spurs 40-year history WOAI Radio will broadcast every Spurs game ... Spurs broadcasts on WOAI Radio are heard in 38 states and Mexico thanks to the station's 50,000-watt clear channel signal ... WOAI serves as the flagship station of the Spurs Basketball Network, which includes the following stations: The Horn/ESPN-Radio (Austin), KEYS (Corpus Christi), KLNT (Laredo), KBYG (Big Spring), KDTR (Del Rio), KUVA (Uvalde) and KINO (Eagle Pass).



PAUL CASTRO KCOR, 1350 AM

Now in his 19th season as the Spanish voice of the Spurs ... joined the organization in October of 1994 after spending four seasons as Portland Trail Blazers' Spanish broadcaster ... a 1990 graduate of Oregon State University ... was born in San Miguel De Allende, Mexico and raised in both Mexico and Oregon.

The 19th consecutive season that KCOR will carry the Spurs Spanish radio broadcasts ... KCOR will broadcast all of the Spurs regular season and playoff games during the 2011-12 campaign.



SAN ANTONIO SPURS
SILVER DANCERS

2012-13

Driven by World Car Auto Group



*First Row, Sitting: Janelle, Tiffany, Sterling, Mandy
Second Row, Kneeling: Marissa, Anncell, Katarina
Third Row: Ashley, Lisa, Rebecca, Alexa, Amanda, Melissa
Fourth Row: Molly, Kaylee, Courtney*

The Silver Dancers are now in their 21st season as the official dance team of the San Antonio Spurs. Under the direction of Raquel Garcia, the team can be found performing upbeat, energizing routines and interacting with fans at various Spurs home games. Outside of the game night experience, the Silver Dancers can be found making school and community appearances in San Antonio and throughout South Texas.



THE
ARTISTRY[®]
COMPANY
OFFICIAL MAKEUP ARTISTS



THE COYOTE 2!

CENTER OF ATTENTION

HEIGHT: 17 1/2 HANDS

WEIGHT: Till I'm good and ready

BIRTHPLACE: Sheep Buffet, TX

VACCINATIONS: Current

HIGH SCHOOL: Howl High School

COLLEGE: ACME University

Was signed by the Spurs as a Flea Agent in June of 1983 ... inducted into the Mascot Hall of Fame in 2007 ... named Mascot of the Year by gameops.com in 2006 ... broke the Guinness World Record for the most under the leg dunk in a minute for a group of five during the 2012 All-Star Weekend in Orlando ... during the 2011-12 season appeared at all 40 home games – with 40 starts – averaging 29.9 guffaws and 11.8 chuckles per contest ... was named the NBA's MVV (Most Valuable Varmint) for the 17th time in his career ... registered a career-high 1,118 hugs vs. the Lakers on 3/24/10 ... makes over 450 community appearances each year, averaging 19.8 rib-tickles per visit ... during the 2003-04 season became the first mascot in NBA history to dunk both a basketball and a doughnut in a single game ... was voted most likely to cough up a hairball ... only mascot in the NBA to shoot a behind the back basket and silly string in the same game ... hold the NBA record for most T-shirts launched during a timeout ... full name is ENTERTAINUS CARNIVOROUS ... selected best Spurs mascot 22 of the last 25 years ... graduated from ACME University with hors d'oeuvres ... favorite food is Roadrunner under glass, but admits a weakness for Fried San Diego Chicken ... is considering an acting career after his playing days are over ... was cast for the lead role in the movie Lord of the Rings, but eventually lost the part to Elijah Wood after it was discovered that The Coyote had no ring finger ... is talking with the Disney people about "THE COYOTE KING 2 1/2" ... would love to have Lassie over "for lunch" someday ... favorite musical group is Los Lobos ... his only brother L. Coyote was last seen in Laredo dodging 18-wheelers ... lives in a lavish den outside Loop 1604 ... admits living in "Bexar" County scares him.

In addition to his game night duties, the Coyote is available for community events, birthday parties and other outings. For information on how to book the Coyote for your event, please visit spurs.com, keyword: **APPEARANCE**.

SPURS IN THE COMMUNITY



Silver & Black GIVE BACK



Silver & Black Give Back is a 501(c)(3) public charity that began in 1988 when the Spurs were the only team in the Spurs Sports & Entertainment family. Over the years, the SS&E family has grown to encompass three other franchises – the Silver Stars of the WNBA, the Rampage of the AHL and the Austin Toros of the NBA Development League. In keeping with the growth of SS&E, Silver & Black Give Back has also grown, now investing in youth programming with all of our franchises. These efforts are driven by our mission to creatively engage young people to enrich their communities.

During the 2012-13 Spurs, Rampage, Toros and Silver Stars seasons Silver & Black Give Back will be celebrating the 25th Anniversary of giving back to San Antonio and South Texas through two premiere initiatives: The Team Up Challenge and the Spurs Youth League.

The Team Up Challenge is a youth-led service program that spans 24 school districts, private and charter schools, and rewards students who improve the community through activities that are tied to classroom curriculum.

The Spurs Youth League consists of youth sports programs designed to teach young athletes about teamwork, discipline and character through sports. These programs include Jr. Silver Stars, Jr. Rampage, and the Spurs Youth Basketball League.



Stay up to date with the work Silver & Black Give Back is doing in the community!

www.silverandblackgiveback.com

www.facebook.com/silverblackgiveback



The Team Up Challenge is a youth-led service learning program that gives students a chance to apply learning to the real world, away from the classroom. It connects life experiences with curriculum, bringing education alive in powerful ways.

Congratulations to our 2012-2013 Team Up Challenge semi-finalists! This season our 20 semi-finalists are combating such serious issues as hunger, obesity, college-readiness, bullying, graffiti and more. These innovative projects are student led and will continue through the course of the school year. In April, five Team Up Challenge Champions will receive \$20,000 each for their work in our community.

Over the course of the past two years students in the Team Up Challenge have volunteered over 11,000 hours, fed over 4,000 children, rescued over 100 stray animals, launched a safe driving campaign for teenagers, promoted college and more.

For more information about the Team Up Challenge and to learn how you can help, visit teamupchallenge.com.

2012- 2013 TEAM UP CHALLENGE SEMIFINALISTS:

- Brackenridge High School – Fitness Club
- Briscoe Middle School – Science Club
- Burbank High School – Student Council
- Burch Intermediate School – After School Club
- Carson Elementary School – Student Council
- Crossroads Center – Community Helpers
- Davis Middle School – NJHS & PALS
- East Central High School – Student Council
- Edison High School – Science in Action
- George Gervin Academy – 5th Grade Coyotes
- Harlandale High School – Student Council
- Higgs, Carter, King Charter School – Playground Project
- Holmgreen Center – Community Service Club
- Lowell Middle School – Science Club
- MacArthur High School – Go Green Club
- MacArthur High School – PALS
- Page Middle School – World Cultures Club

- Rhodes Middle School- NJHS
- Sam Houston High School – Young Leaders Club
- Whittier Academy - NJHS





The Spurs Youth League has various youth sports programs all created to teach valuable life lessons through sports. The Spurs Youth League supports programs for all Spurs Sports & Entertainment teams including the Spurs Youth Basketball League.

The Spurs Youth Basketball League was founded in 1991 by Spurs Head Coach Gregg Popovich and Kid Sports Network founder Frank Martin. The Spurs Youth League has grown immensely over the past 22 years and has had over 225,000 kids participate. Participants learn not only how to play basketball and improve their athletic skills, but they also learn the importance of team work, cooperation, and sportsmanship.

Coach Popovich began the league as a way to keep kids

involved in positive activities in a safe environment. Coach Popovich's original vision of the Drug Free League is still the inspiration for the Spurs Youth Basketball League today. To learn more about the Spurs Youth Basketball League, visit the Community section of Spurs.com or call 210-444-5022.

**As a member of the
SPURS YOUTH
BASKETBALL LEAGUE,
I pledge to:**

Say NO to drugs, alcohol and tobacco
Play fair and be honest
Use good sense and make positive
choices
Respect others and myself

YOUTH DEVELOPMENT THROUGH LEAGUE AND PARTNER PROGRAMMING

The NBA's Read to Achieve program is a year-round campaign designed to help young people develop a life-long love for reading and encourage adults to read regularly with children. Reaching an estimated 50 million children a year, Read to Achieve is the most extensive education outreach initiative in the history of professional sports.

In San Antonio, the Spurs implement Read to Achieve through education programming, read aloud events with Spurs players and coaches, and book donations.

High Five Readers Program, presented by Magic 105.3, engages more than 1,500 students in reaping the rewards of reading. The program encourages 1st – 5th grade students to spend more of their free time reading and promote reading aloud to younger students to help them develop good reading habits.

Whataburger What'cha Reading Program rewards 1st – 5th grade students who have increased their reading comprehension, practiced good reading habits, and spent their free time reading. Students are recognized at select games throughout the season for their reading accomplishments.

Local high school scholars to benefit from the Spurs Foundation Scholarships awarded in spring 2013: The \$3,000 Angelo Drossos Memorial Scholarship, and the \$3,000 Colonel Maury Holden Memorial Scholarship. For more information please contact the Minnie Stevens Piper Foundation.

Spurs and Silver Stars Basketball Camps will return in the summer of 2012. For over 25 years, our teams have trained and developed young people all over the world to be better basketball players. The camps provide the students with a basketball educational experience both on and off the court. For more information or a camp brochure, call the Camp Hotline at 210-444-5021.

INSPIRE U

Spurs Sports & Entertainment staff, including our executive team, serve as InspireU mentors. InspireU is a workplace mentoring program facilitated through Big Brothers Big Sisters, the Chamber of Commerce and the Mayor's office. The program pairs seventh grade students from Wheatley Middle School with our staff. Each month, the 'pairs' share a lunch hour together at the AT&T Center getting to know each other and building lasting relationships. The "Bigs" also make supplemental visits to Wheatley to hang out with their "Littles".



SPURS IN THE COMMUNITY



Pos•se [pos-ee]
-noun

1. a body or force armed with authority
2. (US) Also called: posse comitatus the able-bodied men of a district assembled together and forming a group upon whom the sheriff may call for assistance in maintaining law and order.

The People of Spurs Sports & Entertainment make up our volunteer POSSE! The entire SS&E family is encouraged to be a part of the POSSE and get out and get involved in our community. Based on our organization's values and commitment to service, the POSSE offers all staff members and partners opportunities to volunteer in the greater San Antonio area. POSSE members are living demonstrations of our core values of integrity, success, and caring.

Each month staff have multiple opportunities to serve our community through POSSE projects. Last year alone, the POSSE partnered with organizations such as Habitat for Humanity, City of San Antonio, Haven for Hope, San Antonio Food Bank, City Year, Brook Army Medical Center, and many more.

To honor the top 20 employees in annual volunteer POSSE hours, SS&E makes a monetary donation to the charity of their choice.



IN ACTION @ HAVEN FOR HOPE

The POSSE had the privilege of serving dinner to over 400 residents at St. Vinny's Bistro at Haven for Hope



IN ACTION @ WHEATLEY MIDDLE SCHOOL

The POSSE teamed up with the San Antonio Food Bank to distribute food to Eastside families during a citywide summer food distribution Initiative. Spurs Head Coach Gregg Popovich joined the cause and helped distribute 15,000 lbs of food to over 340 families.



IN ACTION @ BEACON HILL COMMUNITY GARDEN

The POSSE partnered with SA Youth and the Beacon Hill neighborhood Assn. to spruce up the Beacon Hill Community Garden. The joint effort helped transform the garden into a safer and cleaner environment that the neighborhood can be proud of.



SAN ANTONIO

Silver & Black Give Back has partnered with City Year San Antonio to help reduce the dropout rate in schools. City Year is an education focused non-profit organization that unites young people of all backgrounds for a year of full-time service to keep students in school and on track to graduate. City Year recruits Corps Members from across the nation to serve as tutors, mentors and role models in at-risk schools. City Year Schools have an 80% increase in Attendance, Behavior, and Coursework in English and Math.

Silver & Black Give Back has adopted four City Year schools in the neighboring Eastside community. These schools include: Sam Houston High School, Martin Luther King, Jr. Academy, Phillis Wheatley Middle School and S.J. Davis Middle School. Spurs Sports & Entertainment employees assist City Year by participating in morning power-greetings and after school programs, as well as lending helping hands for various service projects.



SPURS WHEELCHAIR BASKETBALL TEAM

Our team competes throughout Texas and the across the U.S. representing the Spurs as a member of the National Wheelchair Basketball Association (NWBA). Each season you can catch them competing at half-time of Spurs home games. The team, comprised of individuals from the ages of 15 to 65, is an independent non-profit organization that serves as a physical and emotional rehabilitation resource. They receive funding from individuals and corporate supporters including Spurs Sports & Entertainment. To support the Spurs wheelchair basketball team, contact Cedric Ikpo at cikpo@attcenter.com.



DONATIONS & APPEARANCES

Spurs Sports & Entertainment is committed to supporting the community far beyond basketball and are honored to have the opportunity to make thousands of donations to non-profit organizations each year. To request a donation, please submit your request online at www.nba.com/spurs/community/donation.html.

Each year Spurs players, former players, coaches, Coyote, Silver Dancers, and executives support a variety of activities to support our community. To request a Spurs representative at your event, please submit your request via the Online Appearance Request Form found in the Community section of Spurs.com.



SAN ANTONIO SILVER STARS



The Silver Stars posted the franchise's fourth all-time 20-win season in 2012, finishing at 21-15 overall and capping off the year with its sixth-consecutive playoff appearance ... the 21 wins ranked second in franchise history while the teams .538 win percentage ranked third ... the 2012 Silver Stars rewrote the franchise record books posting three franchise-best win streaks ... San Antonio compiled a franchise-record 12-consecutive wins from June 24 to Aug. 21 ... the streak was the longest in the WNBA for the 2012 season and tied for third-best in league history ... the team also posted franchise records in consecutive road wins – seven from June 24 to Aug. 19 – and consecutive home wins – nine from June 1 to Aug. 25 ... the Silver Stars ranked fourth in the WNBA in average attendance (7,708) for the second-consecutive season and hosted the third-largest crowd in franchise history, 15,164, for its annual camp day on June 28 ... individually, Sophia Young was named to the All-WNBA Second Team and earned WNBA All-Defensive Team honors ... Young established a new franchise record for steals in a single season with 79 ... Danielle Robinson was also named to the WNBA All-Defensive Team and led the league in assist to turnover ratio (2.70) while Young ... veteran guard Becky Hammon ranked second in the league in total assists for the season (176) and third in assists per game, while twice matching a franchise single-game record with seven made 3-point field goals ... rookie guard Shenise Johnson – the fifth selection in the 2012 WNBA Draft out of the University of Miami – led all rookies in 3-point field goal percentage (.412) ... in 2003 the Utah Starzz, one of the WNBA's founding franchises, relocated to San Antonio and became the San Antonio Silver Stars ... the Silver Stars enjoyed the best season in franchise history during the 2008 campaign when the team posted a 24-10 record and made their first trip to the WNBA Finals falling to the Detroit Shock in three games ... the Silver Stars are currently one of 12 teams comprising the WNBA, which celebrated its 16th season in 2012 ... created on April 24, 1996, when the NBA Board of Governors approved the concept for a women's league, the first WNBA game was played in June 1997 ... the WNBA's 34-game regular-season schedule typically runs from Memorial Day to Labor Day. For more information on the Silver Stars contact the public relations department at (210) 444-5738.



DAN HUGHES

HEAD COACH/GENERAL MANAGER



In his eighth season with the Silver Stars ... the winningest coach in franchise history ... oversees the Silver Stars' basketball staff, the team's roster development and all player acquisitions, while also coaching the team ... stepped aside as head coach to assume a full-time general manager role for the 2010 season and resumed his dual roles in 2011 ... in 12 years as a head coach – of the Charlotte Sting, the Cleveland Rockers and San Antonio – has led his teams to nine playoff appearances, four Western Conference

Finals and one WNBA Final ... has collected the third-most wins in WNBA history ... is the only coach in WNBA history to take three different franchises to the playoffs ... guided the 2008 Silver Stars to a 24-10 mark, earning the best record in the league and the franchise's first Western Conference Championship and its first trip to the WNBA Finals ... was named WNBA Coach of the Year in 2007 and has finished as runner-up four times ... a member of the five-person USA Basketball Selection Committee for the 2010 World Championships and the 2012 Olympics ... serves as a member of the selection committee for the Kay Yow Award ... has also spent time working as a broadcaster on San Antonio Spurs telecasts, as well as on men's and women's college games ... many of Hughes' former players and assistant coaches have gone on to become coaches both at the college level and within the WNBA. Hughes' former athletes who went on to become Division I coaches are: Suzie McConnell-Serio (Duquesne); Dawn Staley (South Carolina); Jennifer Rizzotti Sullivan (Hartford); and Tricia Bader Binford (Montana State). Four of Hughes' former assistants have become WNBA Head Coaches: T.R. Dunn (Charlotte); Brian Agler (Seattle); Cheryl Reeve (Minnesota); and Suzie McConnell-Serio (formerly Minnesota) ... a native of Lowell, Ohio ... has been involved in coaching basketball at almost every level in the Buckeye State ... prior to joining the Sting, served as the assistant coach with the University of Toledo's women's basketball program (1996-97) and men's basketball program (1991-96) ... during his tenure with the Rockets' women's team, they posted a 27-4 record, winning the MAC Championship, and made an NCAA Tournament appearance ... had assistant coaching stints with the men's teams at Mount Union College (1982-84 and 1985-91) and Baldwin-Wallace College (1984-85) ... during the 1977-78 season, served as a graduate assistant at Miami of Ohio, helping the team to a MAC Championship and an appearance in the NCAA Regionals ... graduated with a degree in physical education and history from Muskingum College in New Concord, Ohio, in 1977 ... earned a Master's Degree in education from Miami University of Ohio in 1978 ... Hughes and his wife, Mary, have two children, Bryce and Sara, who coaches high school volleyball and basketball.

The San Antonio Rampage celebrate their 11th season in 2012-13 and serve as the top American Hockey League affiliate for the Florida Panthers ... originally a joint venture between Spurs Sports & Entertainment and the Florida Panthers until June 30, 2005 when SS&E purchased the Panthers' portion of the franchise to assume sole ownership ... before becoming the Panther's affiliate, the Rampage spent six seasons as the top minor league affiliate of the Phoenix Coyotes (2005-11) ... entered into a new affiliation agreement with Florida on June 29, 2011 ... the Rampage are one of 30 AHL teams competing for the Calder Cup ... the team will face 14 different teams in the 2012-13 season and the club plays an unbalanced 76-game schedule, playing all 76 of their regular season games against Western Conference opponents ... inside the West Division, San Antonio will play 40 games against four opponents ... the Rampage will face off against in-state rivals Houston Aeros and Texas Stars 12 times each ... San Antonio posted a 41-30-3-2 record during the 2011-12 season ... for the first time in franchise history, the Rampage won a playoff series, defeating the Chicago Wolves in a dramatic five-game series to advance to the Western Conference semifinals ... forward Jon Matsumoto led the team in scoring with 60 points (23g, 37a) ... the Rampage finished seventh in the league in attendance during the 2011-12 season for the second straight year as 271,083 fans witnessed the Rampage in action setting a franchise-high for attendance in one season ... the franchise held its third-annual Pink in the Rink game on February 3, 2012, which raised \$48,000 for the San Antonio Affiliate of Susan G. Komen for the Cure, and was the team's first sellout in franchise history (16,151) ... the Rampage were named the Ticket Sales Department of the Year in 2011-12 and were presented with the AHL President's Award following the 2010-11 season for their success in all areas off the ice ... in operation since 1936, the AHL continues to serve as the top development league for all 30 National Hockey League teams ... more than 87 percent of today's NHL players are American Hockey League graduates ... for the 11th year in a row, more than 6 million fans attended AHL games across North America in 2010-11 ... for more information on the San Antonio Rampage contact Alex DiFilippo at (210) 444-5734.



CHUCK WEBER

HEAD COACH

Enters his second season as head coach of the San Antonio Rampage and his third as a head coach in the American Hockey League ... the seventh head coach in the Rampage's 10-year history ... led the Rampage to a 41-30-3-2 record and the team's third playoff berth in franchise history during the 2011-12 campaign ... club also won its first-ever playoff series under Weber last season ... joined the Rampage after serving as head coach for the Rochester Americans in 2010-11 where he posted a 31-39-0-10 record in the North Division ... prior to his stint as head coach of the Amerks, he served as the vice president of hockey operations and head coach of the Cincinnati Cyclones (ECHL) from 2006-10 ... a native of Lockport, N.Y., he led his club to the ECHL conference finals in three of his four years at the helm, capturing the ECHL Kelly Cup title in 2008 and 2010 ... with the victory to secure the 2010 Kelly Cup, Weber won his 45th career Kelly Cup playoff game, passing former Alaska Aces coach (and current St. Louis Blues head coach) Davis Payne with that total for most by a coach in any four-year period in ECHL history ... named ECHL Coach of the Year in 2007-08, after finishing second in voting in 2006-07 ... prior to joining the Cyclones, he served as an assistant coach and assistant director of hockey operations with the Utah Grizzlies (ECHL). ... began his coaching career during the 1999-00 season as an assistant with the Orlando Solar Bears (IHL) ... in just his second season (2000-01) as an assistant coach, he was part of the Turner Cup championship team in the league's final season ... in 2001-2002, he was the assistant coach with Trenton (ECHL), and the Titans posted the ECHL's second-best record (46-16-10) ... in 2002-03, he served as an assistant coach with the Milwaukee Admirals (AHL), when he helped direct the team to a 32-27-14-7 record ... a 1995 graduate of the University of Albany, majored in communications and had minors in athletic training and business ... was also a member of the Great Danes hockey program.





The Austin Toros enjoyed their best season in franchise history in 2011-12, highlighted by winning their first NBA D-League Championship defeating the Los Angeles in a best-of-three series ... the Toros posted a franchise-best 33-17 during the regular season and were a league-best 18-4 at on their home floor at the Cedar Park Center ... five Toros players received GATORADE Call-Ups during the season ... Eric Dawson (San Antonio, twice), Justin Dentmon (San Antonio and Toronto), Lester Hudson (Cleveland and Memphis), Carldele Johnson (New Orleans) and Lance Thomas (New Orleans, twice) all saw NBA action ... Dentmon was named NBA D-League Most Valuable Player for the 2011-12 season and was selected to the All-NBA D-League First Team ... he was named NBA D-League Player of the Month in January and represented the Toros in the 2012 NBA D-League All-Star Game ... Dawson was named NBA D-League Impact Player of the Year and was selected to the All-NBA D-League Second Team ... the Spurs assigned rookie guard Cory Joseph to the Toros on three occasions throughout the season and playoffs ... he earned NBA Development League Performer of the Week for games played March 19-25, after posting a triple-double with 15 points, 17 rebounds and 12 assists in a 112-82 win over the Maine Red Claws on March 23 ... the Toros broke their all-time franchise attendance record on March 3, when 7,708 fans came out to watch the Toros take on the Texas Legends ... the Toros joined the D-League on May 4, 2005, when the Columbus Riverdragons moved from Georgia to Texas ... Spurs Sports & Entertainment purchased the team on June 28, 2007 ... former Toros head coaches are the late Dennis Johnson (2005-07), who was inducted into the Basketball Hall of Fame in 2010, Quin Snyder (2007-10), who is now an assistant coach with CSKA Moscow and Utah Jazz assistant coach Brad Jones (2010-12) ... the NBA D-League, founded in 2001, is the NBA's official minor league ... featuring 16 teams with direct affiliations to NBA franchises, the NBA D-League is a proven developer of talent: 27 percent of players in the NBA at the conclusion of the 2011-12 season boasted NBA D-League experience, and the league continues to develop coaches, referees, and front-office staff for the NBA and its teams ... for more information on the Toros contact the team's front office at (512) 236-8333.



TAYLOR JENKINS

HEAD COACH

Entering his first season as head coach of the Toros ... served as an assistant the previous four seasons... helped guide Austin to the 2012 NBA D-League Championship ... in four seasons with the Toros, 21 total NBA Call-Ups have been earned ... made NBA D-League Playoffs appearances in 2009, 2010 and 2012 ... served as an assistant coach during the 2009 and 2012 NBA D-League All-Star Games, with the Blue Team and for the Western Conference, respectively ... named an assistant coach with the 2010 NBA D-League Select Team, and most recently as the lead assistant coach with the 2012 San Antonio Spurs during the Las Vegas NBA Summer League ... prior to joining the Toros, interned with the San Antonio Spurs basketball operations department during the 2007-2008 season ... graduated in 2007 from The Wharton School at the University of Pennsylvania, earning a B.S. in economics ... born and raised in Dallas, TX ... attended high school at St. Mark's School of Texas.



As the premier entertainment venue in South Texas, the AT&T Center opened in November of 2002. The AT&T Center was built by the initiatives of a public-private venture amongst Bexar County, the Coliseum Advisory Board, the San Antonio Livestock Show & Rodeo and Spurs Sports & Entertainment. The facility hosts four anchor tenants: the NBA Spurs, the AHL Rampage, the WNBA Silver Stars and the San Antonio Stock Show & Rodeo. Additionally, the venue attracts a multitude of concerts, family shows and special events. In 10 years of operation, the AT&T Center has hosted over 1,000 events with entertaining in excess of 15 million guests. George Strait, the Rolling Stones, Billy Joel & Elton John, The Police, Luciano Pavarotti, George Lopez, Cirque du Soleil, Lady Gaga, Justin Bieber, and Bon Jovi are just a few of the musical acts that have visited the AT&T Center. Other events include NCAA Basketball, WWE Royal Rumble, Walking with Dinosaurs, and the Harlem Globetrotters.



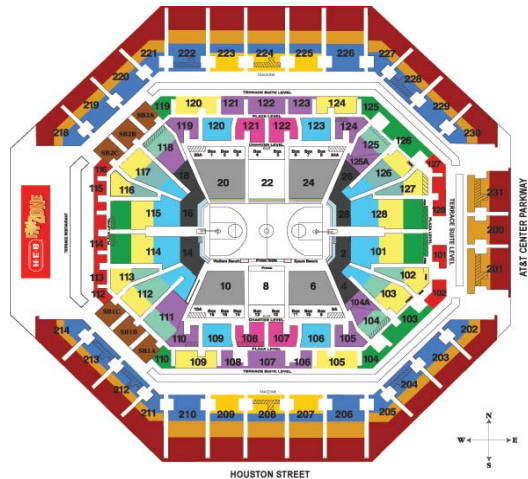
The AT&T Center offers diverse events to the San Antonio community and all of South Texas thanks in part to its various seating capabilities, building configurations, curtaining system and technology upgrades. Configurations from an ice show, to basketball, to rodeo, to boxing, to theater can all be accomplished at the AT&T Center. Complementing every event held at the venue is a 360 in-arena LED ring, four video/scoring panels to the Scoreboard, two Lobby LED Color Matrix displays and over six hundred LCD HDTVs throughout the arena.

To leverage its ancillary meeting spaces and exhibition/trade configurations, the AT&T Center offers MSEs, Meetings and Special Events, throughout the year. This additional amenity further illustrates the facility's full-service approach and has resulted in non-traditional bookings such as Toyota's 2007 National Dealer Meeting and Product Launch, Ford's Customer Appreciation Concert with Toby Keith, and AT&T's 2007 National Leadership Meeting.

Built in a "ranch tech" style, the AT&T Center is designed to present a sense of place, both inside and out. The external view, in addition to its distinctive architecture, features park-like landscaping that's both visually appealing and environmentally friendly. Inside, the design continues to capture the South Texas ambience with festive colors and imaginative details. Adding to the interior appeal of the AT&T Center is a collection of fine art commissioned by Spurs owners Peter and Julianna Holt. The diverse collection is valued in excess of one million dollars and features Texas modern and basketball styled themes.

"We are enormously proud of the AT&T Center and what it brings to the community," said Holt, chairman of Spurs Sports & Entertainment. "We're proud to have been part of the effort. Now we can provide South Texas with some of the best sports and entertainment available anywhere in the U.S."

2012-13 SPURS SEASON



Upper Tier Price	CHARACTER																PLAZA								FAN ZONE							
	WATER BUS																															
	A	B	C	D	E	F	G	H	I	J	K	L	M	N	O	P	Q	R														
25 Games	\$995	\$435	\$340	\$255	\$244	\$205	\$125	\$145	\$115	\$105	\$99	\$75	\$64	\$55	\$47	\$35	\$22	\$9.50														
35 Games	\$1100	N/A	N/A	N/A	N/A	\$245	\$140	\$160	\$140	\$100	\$99	\$79	\$67	\$58	\$49	\$37	\$23	\$10														
45 Games	\$1250	N/A	N/A	N/A	N/A	\$255	\$150	\$165	\$150	\$114	\$104	\$84	\$71	\$61	\$50	\$39	\$24	\$10														
Full Year	\$1500	\$490	\$490	\$310	\$295	\$275	\$190	\$175	\$155	\$125	\$110	\$90	\$78	\$65	\$55	\$41	\$28	\$10														

Price does not include utility for Season Ticket Plans 35, General Public \$1.00. Price subject to change until ticket is purchased.



COX MEDIA™
GROUP San Antonio

Cox Media Group employees are motivated to inspire, inform,
entertain and improve the community we serve.





2011-12
SEASON IN REVIEW



SPURS 2011-12 REGULAR SEASON STATS

PLAYER	-FIELD GOALS-					-3-POINT FG--					-FREE THROWS--					--REBOUNDS--					PTS	AVG	
	G	GS	MIN	FG	FGA	PCT	FG	FGA	PCT	FT	FTA	PCT	OFF	DEF	TOT	AST	PF	DQ	STL	TO			BLK
Parker	60	60	1923	427	890	.480	14	61	.230	227	284	.799	22	149	171	463	75	0	57	153	5	1095	18.3
Duncan	58	58	1634	361	733	.492	0	4	.000	173	249	.695	110	410	520	132	98	0	38	97	88	895	15.4
Ginobili	34	7	792	150	285	.526	52	126	.413	88	101	.871	18	98	116	151	56	0	24	64	12	440	12.9
Mills	16	3	261	63	130	.485	24	56	.429	15	15	1.000	4	24	28	39	14	0	10	26	1	165	10.3
Neal	56	7	1206	212	486	.436	43	198	.419	50	64	.781	12	106	118	117	75	0	27	60	2	557	9.9
Jackson (TOT)	47	14	1212	159	425	.374	49	170	.288	94	114	.825	22	141	163	118	99	1	54	103	13	461	9.8
Jackson (SA)	21	1	500	62	153	.405	19	62	.306	44	54	.815	6	75	81	41	38	0	28	37	7	187	8.9
Blair	64	62	1363	269	504	.534	0	1	.000	73	119	.613	154	197	351	78	168	0	59	92	12	611	9.5
Splitter	59	2	1121	212	343	.618	0	0	---	125	181	.691	93	213	306	65	134	0	21	87	47	549	9.3
Jefferson	41	41	1168	132	319	.414	80	190	.421	35	50	.700	18	125	143	55	83	0	25	32	12	379	9.2
Green	66	38	1522	211	477	.442	102	234	.436	79	100	.790	54	174	228	86	107	0	58	67	46	603	9.1
Leonard	64	39	1534	199	404	.493	41	109	.376	68	88	.773	104	223	327	70	88	0	85	44	24	507	7.9
Bonner	65	2	1326	154	350	.440	105	250	.420	16	21	.762	29	182	214	61	68	0	15	14	21	429	6.6
Diaw (TOT)	57	35	1425	156	351	.444	31	99	.313	22	35	.629	70	210	280	205	125	2	34	112	25	365	6.4
Diaw (SA)	20	7	406	40	68	.588	8	13	.615	5	8	.625	23	62	85	47	54	1	14	28	6	93	4.7
Byars	2	0	37	3	11	.273	0	6	.000	4	4	1.000	6	5	11	1	2	0	2	0	0	10	5.0
Dawson	4	0	39	7	12	.583	0	0	---	1	2	.500	5	5	10	0	6	0	1	3	2	15	3.8
Anderson	51	2	603	66	174	.379	19	68	.279	39	52	.750	16	63	79	41	35	0	8	30	2	190	3.7
Ford	14	0	191	19	43	.442	2	8	.250	11	14	.786	3	15	18	45	23	0	9	23	2	51	3.6
Dentmon	2	0	19	2	6	.333	0	4	.000	0	0	---	0	1	1	1	2	0	1	1	0	4	2.0
Joseph	29	1	266	22	70	.314	3	15	.200	11	17	.647	5	20	25	34	16	0	7	12	3	58	2.0
Diogu	2	0	14	0	2	.000	0	0	---	2	2	1.000	0	1	1	0	1	0	0	1	0	2	1.0
Thomas	3	0	15	0	3	.000	0	0	---	1	2	.500	1	2	3	1	0	0	1	0	1	1	0.3
SPURS	66	-	15940	2611	5463	.478	552	1405	.393	1067	1427	.748	683	2153	2836	1528	1143	1	490	895	293	6841	103.7
OPPONENTS	66	-	15940	2512	5560	.452	412	1166	.353	932	1233	.756	680	2039	2719	1291	1244	3	489	906	330	6368	96.5

PLAYER	-- SINGLE-GAME HIGHS --					----- AVERAGE PER GAME -----					-----CAREER HIGHS (C=SET, T=TTIED THIS SEASON)-----					PTS					
	MIN	REB	AST	ST	TO BLK	MIN	REB	AST	STL	TO BLK	PTS	FG	FGA	FT	FTA		REB	AST	PTS		
Parker	45	7	17	4	7	42	32.0	2.9	7.7	0.95	2.6	0.08	18.3	22	36	14	17	10	17C	55	
Duncan	41	19	7	3	5	28	28.2	9.0	2.3	0.66	1.7	1.52	15.4	19	34	17	24	27	11	53	
Ginobili	31	7	8	3	5	24	23.3	3.4	4.4	0.71	1.9	0.35	12.9	16	27	18	19	15	14	48	
Mills	43	5	12	2	4	1	34	16.3	1.8	2.4	0.63	1.6	0.06	10.3	14C	25C	6C	6T	5T	12C	34C
Neal	34	6	7	4	5	1	21	21.5	2.1	2.1	0.48	1.1	0.04	9.9	9T	16C	7T	10C	8	7C	25
Jackson (TOT)	45	9	8	5	7	2	34	25.8	3.5	2.5	1.15	2.2	0.28	9.8	16	30	15	17	12	15	43
Jackson (SA)	32	9	6	5	2	17	23.8	3.9	2.0	1.33	1.8	0.33	8.9								
Blair	39	13	4	4	6	1	28	21.3	5.5	1.2	0.92	1.4	0.19	9.5	14	21T	7C	13C	23	5	28T
Splitter	33	11	5	2	5	3	26	19.0	5.2	1.1	0.36	1.5	0.80	9.3	11C	13C	9C	12C	14	5C	26C
Jefferson	38	8	5	3	2	2	19	28.5	3.5	1.3	0.61	0.8	0.29	9.2	16	27	16	19	21	12	42
Green	38	7	6	5	3	3	24	23.1	3.5	1.3	0.88	1.0	0.70	9.1	9C	19C	7C	9C	7C	6C	24C
Leonard	43	11	5	5	3	2	24	24.0	5.1	1.1	1.33	0.7	0.38	7.9	9C	14C	8C	9C	11C	5C	24C
Bonner	36	10	5	2	2	2	20	20.4	3.3	0.9	0.23	0.2	0.32	6.6	10	17	7	8	17	5	28
Diaw (TOT)	41	16	10	3	6	2	27	25.0	4.9	3.6	0.60	2.0	0.44	6.4	15	24	10	10T	16T	16	31
Diaw (SA)	27	9	3	3	1	9	20.3	4.3	2.4	0.70	1.4	0.30	4.7								
Byars	33	8	1	2	0	0	8	18.5	5.5	0.5	1.00	0.0	0.00	5.0	2C	9C	4C	4C	8C	1C	8C
Dawson	32	6	0	1	2	1	9	9.8	2.5	0.0	0.25	0.8	0.50	3.8	4C	8C	1C	2C	6C	0C	9C
Anderson	40	7	3	1	3	1	19	11.8	1.5	0.8	0.16	0.6	0.04	3.7	7C	17C	6C	8C	7C	3T	19C
Ford	21	3	8	3	4	2	9	13.6	1.3	3.2	0.64	1.6	0.14	3.6	14	23	13	15	11	18	36
Dentmon	12	1	1	1	0	2	9.5	0.5	0.5	0.50	0.50	0.00	2.0	3	10	3	4	3	4	10	10
Joseph	38	5	4	2	1	13	9.2	0.9	1.2	0.24	0.4	0.10	2.0	4C	13C	4C	4C	5C	4C	3C	13C
Diogu	9	1	0	1	0	2	7.0	0.5	0.0	0.00	0.5	0.00	1.0	14	20	12	13	13	3	32	32
Thomas	8	1	1	0	1	1	5.0	1.0	0.3	0.33	0.0	0.33	0.3	0C	2C	1C	2C	1C	1C	1C	1C
SPURS	265	56	34	15	24	9	128	241.5	43.0	23.2	7.42	13.6	4.44	103.7	68	127	45	57	75	50	171
OPPONENTS	265	60	31	18	25	13	137	241.5	41.2	19.6	7.41	13.7	5.00	96.5	68	130	46	58	77	51	166

2011-12 TRANSACTIONS

April 25: Recalled Cory Joseph from Austin Toros.
March 30: Released Justin Dentmon.
March 27: Signed Patty Mills.
March 24: Waived Eric Dawson and signed Justin Dentmon.
March 23: Signed Boris Diaw.
March 20: Cory Joseph assigned to Austin Toros.
March 15: Obtained Stephen Jackson from the Golden State Warriors for Richard Jefferson, T.J. Ford and a protected first round pick; signed Eric Dawson to a 10-day contract.
March 9: Recalled Cory Joseph from Austin Toros.
March 3: Assigned Cory Joseph to Austin Toros.
February 20: Signed Eric Dawson to a 10-day contract.
February 7: Waived Malcolm Thomas.
January 30: Assigned Malcolm Thomas to Austin Toros.
January 11: Waived Ike Diogu signed Malcolm Thomas and recalled Cory Joseph.
January 3: Assigned Cory Joseph to Austin Toros and recalled Gary Neal. Signed Ike Diogu.
January 2: Gary Neal assigned to Austin Toros.
December 24: Waived Frank Hassell and Luke Zeller.
December 22: Waived Gani Lawal.

December 19: Waived Steve Novak and Antonio McDyeess (retirement).
December 15: Signed Steve Novak.
December 18: Waived Antoine Hood and Doug Thomas.
December 13: Waived Da'Sean Butler.
December 12: Signed Antoine Hood and Gani Lawal and waived Devin Gibson.
December 10: Signed Kawhi Leonard, Devin Gibson, Frank Hassell, Doug Thomas and Luke Zeller.
December 9: Signed T.J. Ford.

SPURS 2011-12 HIGH GAMES

PLAYER	MINUTES	FIELD GOALS	FREE THROWS	OFFENSIVE REBOUNDS	DEFENSIVE REBOUNDS	TOTAL	ASSISTS	STEALS	TURNOVERS	BLOCKED SHOTS	POINTS
JAMES ANDERSON	40C APR. 26 at G.S.	7C APR. 26 at G.S.	6C APR. 26 at Port.	5C APR. 26 at G.S.	5C(3) APR. 25 at Phoe.	7C APR. 26 at G.S.	3T(2) APR. 26 at G.S.	1T(8) APR. 26 at G.S.	3 (3) APR. 26 at G.S.	1T(2) APR. 26 at G.S.	19C APR. 26 at G.S.
DEJUAN BLAIR	39 APR. 26 at G.S.	12 FEB. 23 at Den.	7C DEC. 31 vs Utah	8 DEC. 29 at Hou.	10 APR. 26 at G.S.	13 APR. 26 at G.S.	4 MAR. 28 at Sac.	4T FEB. 1 vs Hou.	6C JAN. 25 vs Atl.	1 (12) APR. 20 vs LA-L	28T FEB. 23 at Den.
MATT BONNER	36 FEB. 18 at LA-C	6 (3) FEB. 20 at Utah	5 FEB. 1 vs Hou.	3 MAR. 27 at Phoe.	10 FEB. 1 vs Hou.	10 (2) APR. 4 at Bos.	5T MAR. 23 vs Dall.	2 FEB. 18 at LA-C	2 MAR. 16 at OKC.	2 (2) MAR. 23 vs Dall.	20 FEB. 20 at Utah
DERRICK BYARS	33C APR. 26 at G.S.	2C APR. 26 at G.S.	4C APR. 26 at G.S.	4C APR. 26 at G.S.	4C APR. 26 at G.S.	8C APR. 26 at G.S.	1C APR. 26 at G.S.	2C APR. 26 at G.S.	0C APR. 26 at G.S.	0C APR. 26 at G.S.	8C APR. 26 at G.S.
ERIC DAMSON	32C FEB. 21 at Port.	4C FEB. 21 at Port.	1C FEB. 21 at Port.	3C FEB. 21 at Port.	3C FEB. 21 at Port.	6C FEB. 21 at Port.	0C FEB. 21 at Port.	1C FEB. 21 at Port.	2C FEB. 21 at Port.	1C(2) MAR. 23 vs Dall.	9C FEB. 21 at Port.
JUSTIN DENTMON	12 MAR. 25 vs Phil.	1 (2) MAR. 25 vs Phil.	0 MAR. 25 vs Phil.	0T MAR. 25 vs Phil.	1 MAR. 24 at N.O.	1 MAR. 24 at N.O.	1 MAR. 24 at N.O.	1T MAR. 25 vs Phil.	1 MAR. 25 vs Phil.	0T MAR. 25 vs Phil.	2 (2) MAR. 25 vs Phil.
BORIS DIAW	41 (2) JAN. 28 Cha.-S.A.	12 JAN. 4 vs Wash.	6 JAN. 28 vs Wash.	5 (2) APR. 16 at G.S.	12T DEC. 28 vs Miami	16T DEC. 28 vs Miami	10 (2) FEB. 13 vs Phil.	3 (2) DEC. 28 vs Phil.	6 DEC. 28 vs Miami	2 (5) FEB. 13 vs Phil.	27 JAN. 4 at N.Y.
BORIS DIAW	27 MAR. 25 S.A.	4 APR. 8 vs Utah	2 (2) APR. 20 vs LA-L	5 APR. 16 at G.S.	7 APR. 26 at G.S.	9 APR. 16 at G.S.	9 APR. 3 at Clev.	3 MAR. 25 vs Phil.	3 (2) APR. 26 at G.S.	1 (6) APR. 23 vs Port.	9 APR. 8 vs Utah
IKE DIGOU	9 JAN. 8 at OKC.	0 JAN. 8 at OKC.	2 JAN. 8 at OKC.	0 JAN. 8 at OKC.	1 JAN. 8 at OKC.	1 JAN. 8 at OKC.	0 JAN. 8 at OKC.	0 JAN. 8 at OKC.	1 JAN. 5 vs Dall.	0 JAN. 5 vs Dall.	2 JAN. 8 at OKC.
TIM DUNCAN	41 FEB. 18 at LA-C	11 (2) MAR. 27 at Phoe.	9 MAR. 31 vs Ind.	6 (2) MAR. 21 vs Minn.	15 MAR. 16 at OKC.	19 MAR. 16 at OKC.	7 JAN. 10 at Milw.	3 (3) APR. 20 vs LA-L	5 JAN. 13 vs Port.	5 (2) MAR. 16 at OKC.	28 (2) APR. 12 vs Mem.
T.J. FORD	21 JAN. 7 vs Den.	4 JAN. 4 vs G.S.	4 (2) JAN. 8 at OKC.	1 (3) JAN. 10 at Milw.	3 MAR. 4 vs Den.	3 (2) MAR. 4 vs Den.	8 JAN. 4 vs G.S.	3 FEB. 29 vs Chi.	4 JAN. 8 at OKC.	2 JAN. 7 vs Den.	9 JAN. 4 vs G.S.
MANU GINOBILI	31 DEC. 26 vs Mem.	9 (2) APR. 22 vs Clev.	14 APR. 8 vs Utah	3 APR. 20 vs LA-L	7 MAR. 23 vs Dall.	7 MAR. 23 vs Dall.	8 MAR. 21 vs Minn.	3 (2) MAR. 25 vs Phil.	5 APR. 4 at Bos.	2 MAR. 25 vs Phil.	24 (2) DEC. 28 vs LA-C
DANNY GREEN	38C(3) MAR. 16 at OKC.	9C JAN. 7 vs Den.	7C FEB. 21 at Port.	3C(5) APR. 9 at Utah	6C(5) MAR. 24 at N.O.	7C(4) MAR. 24 at N.O.	6C MAR. 23 vs Dall.	5C MAR. 16 at OKC.	3C(3) FEB. 21 at Port.	3C JAN. 13 vs Port.	24C JAN. 7 vs Den.
STEPHEN JACKSON	45 JAN. 7 Mil.-G.S.-S.A.	12 JAN. 10 vs S.A.	8 APR. 16 at G.S.	3 DEC. 27 vs Minn.	7 (4) APR. 6 vs N.O.	9 (2) APR. 4 at Bos.	8 JAN. 10 vs S.A.	5 APR. 23 vs Port.	7 JAN. 5 at Sac.	2 (3) APR. 23 vs Port.	34 JAN. 10 vs S.A.
STEPHEN JACKSON	32 APR. 9 S.A.	6 (2) APR. 23 at Utah	8 APR. 16 at G.S.	2 APR. 4 at Bos.	7 (3) APR. 6 vs N.O.	9 APR. 4 at Bos.	6 APR. 25 at Phoe.	5 APR. 23 vs Port.	5 MAR. 25 vs Phil.	2 (2) APR. 23 vs Port.	17 APR. 22 vs Clev.
RICHARD JEFFERSON	38 (2) JAN. 18 at Orl.	8 DEC. 28 vs LA-C	5 MAR. 14 vs Orl.	4 FEB. 4 vs OKC.	8 FEB. 23 at Den.	8 FEB. 23 at Den.	5 (2) JAN. 17 at Miami	3 FEB. 15 at Tor.	2 (7) MAR. 4 vs Den.	2 DEC. 29 at Hou.	19 (2) JAN. 7 vs Den.
CORY JOSEPH	38C APR. 26 at G.S.	4C(2) FEB. 21 at Port.	4C APR. 25 at Phoe.	2C APR. 26 at G.S.	3C(3) APR. 26 at G.S.	5C APR. 26 at G.S.	4C(3) APR. 26 at G.S.	2C(2) APR. 25 at Phoe.	2C(2) APR. 26 at G.S.	1C(3) APR. 25 at Phoe.	13C FEB. 21 at Port.
KAWHI LEONARD	43C FEB. 21 at Port.	9C(2) FEB. 21 at Port.	8C MAR. 4 vs Den.	7C JAN. 21 at Hou.	9C MAR. 25 vs Phil.	11C JAN. 21 at Hou.	5C FEB. 4 vs OKC.	5C FEB. 21 at Port.	3C(3) APR. 14 vs Phoe.	2C(4) APR. 11 vs LA-L	24C FEB. 21 at Port.
PATTY MILLS	43C APR. 26 at G.S.	14C APR. 26 at G.S.	6C APR. 25 at Phoe.	2T APR. 26 at G.S.	3T(3) APR. 26 at G.S.	5T APR. 26 at G.S.	12C APR. 26 at G.S.	2 APR. 6 vs N.O.	4T(3) APR. 26 at G.S.	1T APR. 26 at G.S.	34C APR. 26 at G.S.
GARY NEAL	34 (2) MAR. 9 vs LA-C	9T FEB. 29 vs Chi.	7T FEB. 29 vs LA-C	1 (12) APR. 9 at Utah	5 (2) MAR. 7 vs N.Y.	6 MAR. 7 vs N.Y.	7C JAN. 29 at Dall.	4C MAR. 21 vs Minn.	5T APR. 4 at Bos.	1T(2) FEB. 8 at Phil.	21 FEB. 29 vs Chi.
TONY PARKER	45 (2) FEB. 18 at LA-C	16 FEB. 4 vs OKC.	13 FEB. 8 at Phil.	2 (5) APR. 18 at Sac.	7 (3) APR. 23 vs Port.	7 (3) APR. 23 vs Port.	17C JAN. 23 at N.O.	4 DEC. 26 vs Mem.	7 (3) APR. 17 at LA-L	1 (5) APR. 22 vs Clev.	42 FEB. 4 vs OKC.
TIAGO SPLITTER	33C DEC. 26 vs Mem.	11C JAN. 21 at Hou.	9C APR. 16 at G.S.	5 FEB. 14 at Det.	8 JAN. 21 at Hou.	11 DEC. 29 at Hou.	5C MAR. 21 vs Minn.	2 (2) APR. 28 at Sac.	5C APR. 16 at G.S.	3T(3) MAR. 4 vs Den.	26C APR. 25 at Phoe.
MALCOLM THOMAS	8C JAN. 17 at Miami	0C JAN. 17 at Miami	1C JAN. 17 at Miami	1C JAN. 13 vs Port.	1C(2) JAN. 25 vs Atl.	1C(3) JAN. 25 vs Atl.	1C JAN. 17 at Miami	1C JAN. 25 vs Atl.	0C JAN. 17 at Miami	1C JAN. 17 at Miami	1C JAN. 17 at Miami
SPURS High Games	265 (4) FEB. 18 at LA-C	51 APR. 6 vs N.O.	38 APR. 8 vs Utah	22 DEC. 29 at Hou.	42 MAR. 23 vs Dall.	56 MAR. 21 vs Minn.	34 APR. 23 vs Port.	15 MAR. 25 vs Phil.	24 APR. 14 vs Phoe.	9 (2) FEB. 6 at Mem.	128 APR. 6 vs N.O.
SPURS Low Games	240 (62) APR. 26 at G.S.	31 (2) JAN. 27 at Minn.	5 (2) APR. 17 at LA-L	1 APR. 11 vs LA-L	21 JAN. 2 at Minn.	27 JAN. 23 at N.O.	12 DEC. 29 at Port.	2 MAR. 14 vs Orl.	6 MAR. 14 vs Orl.	0 APR. 27 at Phoe.	79 JAN. 27 at Minn.
OPPONENTS High Games	265 (4) FEB. 18 at LA-C	51 FEB. 21 at Port.	26 APR. 6 vs N.O.	18 (3) APR. 14 vs Phoe.	44 APR. 11 vs LA-L	60 (2) FEB. 11 vs LA-L	31 (2) FEB. 21 at Port.	18 JAN. 13 vs Port.	25 DEC. 26 vs Mem.	13 APR. 9 at Utah	137 FEB. 21 at Port.
OPPONENTS Low Games	240 (62) APR. 26 at G.S.	27 (2) JAN. 30 at Mem.	5 MAR. 25 vs Phil.	4 (4) APR. 4 at Bos.	17 APR. 17 at Clev.	27 JAN. 30 at Clev.	10 JAN. 30 at Mem.	3 (3) MAR. 27 at Phoe.	7 DEC. 31 vs Utah	0 (2) MAR. 9 vs LA-C	71 JAN. 5 vs Dall.

"C" indicates a new career-high, "T" a tied career-high.

Numbers in parentheses indicate the number of games in which a player or team has reached a given total (if more than one).

SPURS 2011-12 GAME-BY-GAME

Date	Opponent	Team/Opp	Home	Road	Total	High Scoring	High Rebounds	High Assists	Opponent Scoring	Atten.
Dec 26	MEMPHIS	W 95- 82	1-0	0-0	1-0	GINOBILI-24	SPLITTER-8	PARKER-7	Gay-19	18,581
Dec 28	L.A. CLIPPERS	W115- 90	2-0	0-0	2-0	GINOBILI-22	Duncan-8	Parker-9	Griffin-28	18,581
Dec 29	@Houston	L 85-105	2-0	0-1	2-1	Blair-22	Leonard-8	Splitter-3	Martin-25	18,267
Dec 31	UTAH	W104- 89	0-0	0-1	3-1	GINOBILI-23	Blair-10	Parker-7	Jefferson-21	17,769
Jan 2	@Minnesota	L 96-106	0-0	0-2	3-2	Duncan-16	Bonner-6	Parker-9	Love-24	14,514
Jan 4	GOLDEN STATE	W101- 95	4-0	0-2	4-2	Jefferson-16	Duncan-11	Ford-8	Ellis-38	16,751
Jan 5	DALLAS	W 93- 71	5-0	0-2	5-2	Bonner-17	Jefferson-7	Parker-8	Terry-12	18,581
Jan 7	DENVER	W121-117	6-0	0-2	6-2	Green-24	Blair-10	Ford-7	Gallinari-31	17,537
Jan 8	@Oklahoma City	L 96-108	6-0	0-3	6-3	Neal-18	Leonard-10	Parker-6	Durant-21	18,203
Jan 10	@Milwaukee	L103-106	6-0	0-4	6-4	Parker-22	Duncan-10	Parker-8	Jackson-34	11,585
Jan 11	HOUSTON	W101- 95(OT)	7-0	0-4	7-4	Parker-28	Duncan-11	Parker-8	Lowry-22	17,381
Jan 13	PORTLAND	W 99- 83	8-0	0-4	8-4	Parker-20	Blair-11	Parker-9	Aldridge-29	18,581
Jan 15	PHOENIX	W102- 91	9-0	0-4	9-4	Duncan-24	Duncan-11	Parker-9	Gortat-24	18,581
Jan 17	@Miami	L 98-120	9-0	0-5	9-5	Green-20	Duncan-7	Jefferson-5	James-33	19,600
Jan 18	@Orlando	W 85- 83(OT)	9-0	1-5	10-5	Parker-25	Duncan-10	Parker-9	Howard-24	18,846
Jan 20	SACRAMENTO	L 86- 88	9-1	1-5	10-6	Parker-24	Parker-6	Parker-6	Evans-23	18,581
Jan 21	@Houston	L102-105	9-1	1-6	10-7	Splitter-25	Leonard-11	Parker-13	Martin-25	15,285
Jan 23	@New Orleans	W104-102	9-1	2-6	11-7	Duncan-28	Duncan-7	Parker-17	Jack-26	12,599
Jan 25	ATLANTA	W105- 83	10-1	2-6	12-7	Bonner-17	Duncan-11	Parker-7	Teague-20	17,888
Jan 27	@Minnesota	L 79- 87	10-1	2-7	12-8	Blair-17	Duncan-10	Duncan-4	Love-18	16,699
Jan 29	@Dallas	L100-101(OT)	10-1	2-8	12-9	Neal-19	Blair-9	Neal-7	Rubio-18	20,262
Jan 30	@Memphis	W 83- 73	10-1	3-8	13-9	Bonner-15	Leonard-10	Parker-12	Terry-34	15,118
Feb 1	HOUSTON	W 99- 91	11-1	3-8	14-9	Duncan-25	Bonner-10	Green-4	Martin-29	18,581
Feb 2	NEW ORLEANS	W 93- 81	12-1	3-8	15-9	Duncan-19	Duncan-9	Parker-7	Landry-17	18,082
Feb 4	OKLAHOMA CITY	W107- 96	13-1	3-8	16-9	Parker-42	Duncan-15	Parker-9	Durant-22	18,581
Feb 6	@Memphis	W 89- 84	13-1	4-8	17-9	Parker-21	Duncan-17	Parker-7	Gasol-22	13,527
Feb 8	@Philadelphia	W100- 90	13-1	5-8	18-9	Parker-37	Duncan-11	Parker-8	Williams-22	18,070
Feb 11	@New Jersey	W103- 89	13-1	6-8	19-9	Neal-18	Duncan-10	Duncan-5	D. Williams-27	15,272
Feb 14	@Detroit	W 99- 95	13-1	7-8	20-9	Duncan-18	Duncan-13	GINOBILI-7	Stuckey-23	11,533
Feb 15	@Toronto	W113-106	13-1	8-8	21-9	Parker-34	Green-7	Parker-14	DeRozan-29	15,999
Feb 18	@L.A. Clipper	W103-100(OT)	13-1	9-8	22-9	Parker-30	Duncan-17	Parker-10	Griffin-22	19,127
Feb 20	@Utah	W106-102	13-1	10-8	23-9	Parker-23	Leonard-8	Parker-11	Jefferson-20	19,205
Feb 22	@Portland	L 97-137	13-1	10-9	23-10	Leonard-24	Leonard-10	Joseph-3	Aldridge-21	20,567
Feb 23	@Denver	W114- 99	13-1	11-9	24-10	Blair-28	Blair-12	Parker-12	Brewer-23	18,875
Feb 29	CHICAGO	L 89- 96	13-2	11-9	24-11	Neal-21	Duncan-10	Parker-9	Rose-29	18,581
Mar 2	CHARLOTTE	W102- 72	14-2	11-9	25-11	Parker-15	Blair-11	Parker-4	Diaw-14	18,581
Mar 4	DENVER	L 94- 99	14-3	11-9	25-12	Parker-25	Duncan-9	Parker-7	Masgette-14	18,581
Mar 7	NEW YORK	W118-105	15-3	11-9	26-12	Parker-32	Duncan-8	GINOBILI-6	Anthony-27	18,581
Mar 9	L.A. CLIPPERS	L108-120	15-4	11-9	26-13	GINOBILI-22	Bonner-6	Parker-6	Paul-36	18,581
Mar 12	WASHINGTON	W112- 97	16-4	11-9	27-13	Parker-31	Leonard-6	GINOBILI-6	McGee-21	18,581
Mar 14	ORLANDO	W122-111	17-4	11-9	28-13	Parker-31	Duncan-13	Parker-12	Nelson-25	18,581
Mar 16	@Oklahoma City	W114-105	17-4	12-9	29-13	Parker-25	Duncan-19	Parker-7	Westbrook-36	18,203
Mar 17	@Dallas	L 99-106	17-4	12-10	29-14	Green-17	Splitter-6	Parker-11	Nowitzki-27	20,528
Mar 21	MINNESOTA	W116-100	18-4	12-10	30-14	Duncan-21	Duncan-15	GINOBILI-8	Barea-18	18,581
Mar 23	DALLAS	W104- 87	19-4	12-10	31-14	Green-18	Duncan-12	GINOBILI-7	Terry-18	18,581
Mar 24	@New Orleans	W 89- 86	19-4	13-10	32-14	Blair-23	Tied with-7	Parker-10	Jack-27	16,118
Mar 25	PHILADELPHIA	W 93- 76	20-4	13-10	33-14	Parker-21	Leonard-10	Parker-7	Brand-14	18,581
Mar 27	@Phoenix	W107-100	20-4	14-10	34-14	Duncan-26	Duncan-11	Parker-7	Brown-32	16,573
Mar 28	@Sacramento	W117-112	20-4	15-10	35-14	GINOBILI-20	Leonard-9	Parker-10	Thomas-28	13,119
Mar 31	INDIANA	W112-103	21-4	15-10	36-14	Duncan-23	Duncan-11	GINOBILI-5	George-18	18,581
Apr 3	@Cleveland	W125- 90	21-4	16-10	37-14	Mills-20	Duncan-8	Diaw-9	Granger-18	14,759
Apr 4	@Boston	W 87- 86	21-4	17-10	38-14	Green-14	Duncan-16	Neal-4	Jamison-15	18,624
Apr 6	NEW ORLEANS	W128-103	22-4	17-10	39-14	Duncan-19	Jackson-7	Parker-6	Bradley-19	18,581
Apr 8	UTAH	W114-104	23-4	17-10	40-14	Parker-28	Duncan-16	Green-5	Gordon-31	18,581
Apr 9	@Utah	L 84- 91	23-4	17-11	40-15	Splitter-14	Blair-8	Neal-5	Jefferson-19	19,911
Apr 11	L.A. LAKERS	L 84- 98	23-5	17-11	40-16	Green-22	Jackson-5	Parker-8	Harris-25	19,911
Apr 12	MEMPHIS	W107- 97	24-5	17-11	41-16	Duncan-28	Leonard-5	Parker-8	World Peace-26	18,581
Apr 14	PHOENIX	W105- 91	25-5	17-11	42-16	Duncan-19	Duncan-12	Parker-9	Gay-19	18,581
Apr 16	@Golden State	W120- 99	25-5	18-11	43-16	Neal-17	Duncan-11	Parker-5	Telfair-21	18,581
Apr 17	@L.A. Lakers	W112- 91	25-5	19-11	44-16	Parker-29	Diaw-9	Parker-5	Robinson-30	18,471
Apr 18	@Sacramento	W127-102	25-5	20-11	45-16	Splitter-17	Duncan-8	Neal-5	Bynum-21	18,997
Apr 20	L.A. LAKERS	W121- 97	26-5	20-11	46-16	Duncan-21	Splitter-7	Parker-8	Thomas-21	16,954
Apr 22	CLEVELAND	W114- 98	27-5	20-11	47-16	GINOBILI-20	Duncan-8	Parker-10	Bryant-18	18,581
Apr 23	PORTLAND	W124- 89	28-5	20-11	48-16	Duncan-18	Tied with-7	Parker-9	Jamison-21	18,581
Apr 25	@Phoenix	W110-106	28-5	21-11	49-16	Mills-27	Duncan-8	Diaw-6	Matthews-24	17,581
Apr 26	@Golden State	W107-101	28-5	22-11	50-16	Mills-34	Blair-8	Parker-6	Brown-21	18,124
Apr 27	@Denver	W114- 99	13-1	11-9	24-10	Blair-28	Blair-12	Neal-3	C. Wright-25	18,875
Apr 29	CHICAGO	L 89- 96	13-2	11-9	24-11	Neal-21	Duncan-10	Parker-9	Brewer-23	18,581

SPURS 2011-12 MISCELLANEOUS STATS

	RECORD	HOME	ROAD	OT
OVERALL	50 - 16	28 - 5	22 - 11	3 - 1
Atlantic	6 - 0	2 - 1	4 - 0	
Central	4 - 2	2 - 0	2 - 1	
Southeast	5 - 1	4 - 0	1 - 1	1 - 0
EASTERN	15 - 3	8 - 1	7 - 2	1 - 0
Southwest	12 - 4	8 - 2	4 - 4	1 - 1
Northwest	10 - 6	7 - 1	3 - 5	
Pacific	13 - 3	5 - 1	8 - 0	1 - 0
WESTERN	35 - 13	20 - 4	15 - 9	2 - 1

Head Coach: Gregg Popovich
 Overall: 16 Years 847 Won 399 Lost .680 Pct.
 W/Club: 16 Years 847 Won 399 Lost .680 Pct.

TEAM WINNING & LOSING STREAKS:

	OVERALL	HOME	ROAD
Long:	Win - 10 Win - 11	Win - 5 Win - 9	Loss - 5 Win - 8
Last:	Loss - 2 Win -04/26 @ GS 107-101 Loss-04/11 vs LAL 84-98	Loss - 1 Win -04/23 vsPOR 124-89 Loss-03/31 vsLAL 84-98	Loss - 5 Win -04/26 @ GS 107-100 Loss-04/09 @ UTA 84-91

	WON	LOST	OFFENSE	VsOPP	HOME ATTENDANCE
Nov.			100+ 38- 4	If Opp W/L to date:	33 Games
Dec.	3	1	100< 12-12	.500+ 26-11	607,095 Total
Jan.	10	8	DEFENSE	.500- 23- 5	18,397 Average
Feb.	11	2	100+ 17-10		18,581 High
Mar.	12	3	100< 33- 6		27 Sellouts
Apr.	14	2			

After 66 games last season: W 54 L 12

MARGINS	1	2	3	4	5	6	7	8	9	10	11	12	13	14	15	16	17	18	19	20	21	22	23
Won By:	1	2	2	4	2	3	2	1	2	4	3	1	2	2	3	3	2						
Lost By:	1	1	2	1	1	3	1	1	1	2	2	2	1							1	1	1	

46+	WON	LOST	WON	LOST
Won By:	1	3	1	2
Lost By:				1

At Start Of:	OVERALL	HOME	ROAD	FG% OVERALL	HOME	ROAD
2nd - Ahead:	39-5	23-2	16-3	44%	12-12	9-8
- Behind:	11-11	5-3	6-8	45-49%	16-3	11-1
- Tied:	0 - 0	0 - 0	0 - 0	50-54%	14 - 0	9 - 0
3rd - Ahead:	41 - 2	22 - 0	19 - 2	55-59%	6 - 0	3 - 0
- Behind:	9 -13	6 - 5	3 - 8	+60%	2 - 1	2 - 0
- Tied:	0 - 1	0 - 0	0 - 1			0 - 1
4th - Ahead:	42 - 3	25 - 1	17 - 2			
- Behind:	5 -12	2 - 4	3 - 8			

GAMES MISSED DUE TO INJURIES:

NAME	ILLNESS/INJURY	DATES OUT	GAMES MISSED
Gary Neal	Appendectomy	12/26 - 1/2	5
Manu Ginobili	Fractured fifth metacarpal	1/02 - 2/11	22
T.J. Ford	Torn left hamstring	1/11 - 2/23	24
Tim Duncan	Rest	1/21	1
Tiago Splitter	Right calf strain	2/18 - 2/23	3
Manu Ginobili	Left internal oblique strain	2/18 - 3/2	5
Tim Duncan	Rest	2/21	1
Kawhi Leonard	Minor strain of the right calf	2/29	1
Tony Parker	Strained right quadriceps	3/9	1
T.J. Ford	Stinger	3/7 - 3/14	3
Manu Ginobili	Rest	3/16	1
Matt Bonner	Back spasms	3/21	1
Tiago Splitter	Mid-back spasm	3/23 - 3/27	4
Tony Parker	Tightness, left hamstring	3/23	1
Gary Neal	Left mid-foot sprain	3/24 - 3/25	2
Tim Duncan	Rest	3/25	1
Manu Ginobili	Rest	3/24	1
Tim Duncan	Rest	4/9	1
Manu Ginobili	Rest	4/9	1
Tony Parker	Rest	4/9	1
Gary Neal	Gastroenteritis	4/12	1

SPURS RECORD WHEN ...	OVERALL	HOME	ROAD		OVERALL	HOME	ROAD
Scoring 70-79 points	0-1	0-0	0-1	Fewer rebounds than opponent	11-12	4-5	7-7
Scoring 80-89 points	5-5	0-3	5-2	Tied in rebounds	2-1	1-0	1-1
Scoring 90-99 points	7-6	6-1	1-5	Fewer turnovers than opponent	17-6	8-3	9-3
Scoring 100 points or more	36-4	22-1	14-3	More turnovers than opponent	22-8	16-2	6-6
Opponent scores 70-79 points	4-0	2-0	2-0	Tied in turnovers	9-2	4-0	5-2
Opponent scores 80-89 points	12-2	7-1	5-1	Scoring more points in paint	34-7	21-2	13-5
Opponent scores 90-99 points	17-4	11-3	6-1	Scoring fewer points in paint	13-7	6-1	7-6
Opponent scores 100 points or more	15-10	7-1	8-9	Tied for points in paint	1-2	1-2	0-0
Out-shooting opponent	36-4	23-2	13-2	Scoring more fast break points	20-3	13-1	7-2
Opponent out-shoots Spurs	12-12	5-3	7-9	Scoring fewer fast break points	24-12	13-4	11-8
More rebounds than opponent	35-3	22-0	13	Tied for fast break points	4-1	2-0	2-1

2011-12 INDIVIDUAL HIGHS AND LOWS

SPURS	
CATEGORY	SEASON-HIGH, PLAYER, DATE
Points	42, Tony Parker, vs. Oklahoma City, 2/4/12 37, Tony Parker, at Philadelphia, 2/8/12 34, (MR) Patty Mills, at Golden State, 4/26/12
Points in a Quarter	16 (4Q), Tony Parker, vs. Orlando, 3/14/12 16 (3Q), Tony Parker, vs. Oklahoma City, 2/4/12 16 (3Q), Tim Duncan, vs. Houston, 2/1/12
Points in a Half	26 (2H), Tony Parker, vs. Oklahoma City, 2/4/12 23 (1H), Tony Parker, vs. New York, 3/7/12 22 (2H)(MR), Tony Parker, vs. Washington, 3/12/12
Rebounds	19, Tim Duncan, at Oklahoma City, 3/16/12 17, Tim Duncan, at L.A. Clippers, 2/18/12 17, Tim Duncan at Memphis 2/6/12
Offensive Rebounds	8, DeJuan Blair, at Houston, 12/29/11 7, Kawhi Leonard, at Houston 1/21/12 7, DeJuan Blair, vs. Washington 3/12/12
Defensive Rebounds	15, Tim Duncan, at Oklahoma City, 3/16/12 14, Tim Duncan at Memphis 2/6/12 13, Tim Duncan, vs. Utah, 4/8/12
Assists	17, Tony Parker, at New Orleans, 1/23/12 17, Tony Parker, at Toronto, 2/15/12 13, Tony Parker, at Houston, 1/21/12
Blocks	5, Tim Duncan, at Oklahoma City, 3/16/12 4, Tim Duncan, at Minnesota, 1/27/12 4, Tim Duncan, vs. Portland, 4/23/12
Steals	5, Stephen Jackson, vs. Portland, 4/23/12 5, Danny Green, vs. Oklahoma City, 3/16/12 5, Kawhi Leonard, at Portland 2/21/12
FG's Made	16, Tony Parker, vs. Oklahoma City, 2/4/12 14, Patty Mills, at Golden State, 4/26/12 13, Tony Parker, vs. Washington 3/12/12
FG's Attempted	29, Tony Parker, vs. Oklahoma City 2/4/12 25, Patty Mills, at Golden State 4/26/12 24, Tony Parker, at Philadelphia 2/8/12
FT's Made	14, Manu Ginobili, vs. Utah 4/8/12 13, Tony Parker, at Philadelphia 2/8/12 12, Tony Parker, at Toronto 2/15/12
FT's Attempted	15, Manu Ginobili, vs. Utah 4/8/12 13, Tony Parker, at Philadelphia 2/8/12 13, DeJuan Blair, vs. Utah 12/31/11
3PT FG's Made	6, Danny Green, at Miami, 1/17 5 (2), Danny Green, vs. Los Angeles, 4/11/12 5 (4), Matt Bonner, at Utah, 2/20/12
3PT FG's Attempted	11, Matt Bonner, at Houston, 1/21/12 10, Patty Mills, at Golden State, 4/26/12 9, Matt Bonner, at Memphis, 1/30/12
Minutes	45:18, Tony Parker, vs. Houston 1/11/12 44:47, Tony Parker, at L.A. Clippers 2/18/12 43:51, Tony Parker, at Orlando 1/18/12

OPPONENTS	
CATEGORY	SEASON-HIGH, PLAYER, DATE
Points	38, Monte Ellis, vs. Golden State 1/4/12 36, Russell Westbrook, at Oklahoma City 3/16/12 36, Chris Paul, vs. L.A. Clippers, 3/9/12
Points in a Quarter	17 (3Q), LeBron James, at Miami 1/17/12 17 (4Q), Chris Paul, at L.A.C. 2/18/12 16, (3Q), Randy Foye, at L.A.C. 2/18/12
Points in a Half	21 (1H), Monta Ellis, vs. Golden State 1/04/12 21 (1H), Kevin Martin, vs. Houston 2/1/12 20 (2H), Russell Westbrook, at OKC 3/16/12
Rebounds	30, Andrew Bynum, vs. Los Angeles 4/11/12 25, Dwight Howard, at Orlando 1/18/12 20, Blake Griffin, at L.A. Clippers 2/18/12
Offensive Rebounds	9, Dwight Howard, at Orlando 1/18/12 8, Andrew Bynum, vs. Los Angeles 4/11/12 7, Blake Griffin, at L.A. Clippers 2/18/12
Defensive Rebounds	22, Andrew Bynum, vs. Los Angeles 4/11/12 16, Dwight Howard, at Orlando 1/18/12 14, Kevin Love, at Minnesota 1/27/12
Assists	11, Rajon Rondo, at Boston 4/4/12 11, Jose Barea, vs. Minnesota 3/21/12 11, Chris Paul, vs. L.A. Clippers 3/9/12
Blocks	6, Serge Ibaka, at Oklahoma City 3/16/12 6, Samuel Dalembert, at Houston 1/21/12 5, Brendan Haywood, at Dallas 1/29/12
Steals	5, Raymond Felton, vs. Portland 1/13/12 4, Rudy Gay, vs. Memphis 2/6/12 4, Tony Allen, at Memphis 1/30/12
FG's Made	15, Monta Ellis, vs. Golden State 1/4/12 14, Jason Terry, at Dallas 1/29/12 14, Chris Bosh, at Miami 1/17/12
FG's Attempted	30, Monta Ellis, vs. Golden State 1/4/12 29, Russell Westbrook, at Oklahoma City 3/16/12 24, Pau Gasol, vs. Los Angeles 4/11/12
FT's Made	10, Ryan Anderson, at Orlando 1/18/12 10, Kevin Durant, at Oklahoma City 1/8/12 9, Russell Westbrook, at Oklahoma City 3/16/12
FT's Attempted	10, Carl Landry, vs. New Orleans 4/6/12 10, Russell Westbrook, at Oklahoma City 3/16/12 10 (2), Dwight Howard, vs. Orlando 3/14/12
3PT FG's Made	7, Mo Williams, vs. L.A. Clippers 3/9/12 6, Mike Miller, at Miami 1/17/12 6, Kevin Martin, vs. Houston 2/1/12
3PT FG's Attempted	11, Kevin Martin, vs. Houston 2/1/12 10, Shannon Brown, at Phoenix 3/27/12 10, Randy Foye, at L.A. Clippers 2/18/12
Minutes	46:19, Chris Wright, at Golden State 4/26/12 44:49, Russell Westbrook, at OKC 3/16/12 44:06, Monta Ellis, vs. Golden State 1/4/12

2011-12 TEAM HIGHS AND LOWS

CATEGORY	SPURS HIGHS	SPURS LOWS
TOTAL POINTS	128 vs. New Orleans 4/6/12	79 at Minnesota 1/27/12
PTS, 1ST QUARTER	39 at Golden State 4/16/12	13 at Orlando 1/18/12
PTS, 2ND QUARTER	39 vs. Indiana 3/31/12	17 at Houston 12/29/11
PTS, 3RD QUARTER	39 at Sacramento 4/18/12	9, at Boston 4/4/12
PTS, 4TH QUARTER	36 at Sacramento 3/27/12	13 at Memphis 1/30/12
PTS, 1ST HALF	72 vs. New Orleans 4/6/12	35 at Houston 12/29/11
PTS, 2ND HALF	65 (2) vs. L.A. Lakers	28 at Boston 4/4/12
PTS, OVERTIME PERIOD	11, vs. Houston, 1/11/12	8, at L.A. Clippers, 2/18/12
FGM	51 vs. New Orleans 4/6/12	32 (2) vs. Denver 3/4/12
FGA	96 at Golden State 4/26/12	69 vs. Utah 4/8/12
FG%	.610 (47-77) vs. L.A. Lakers	.376 (35-93) at Houston 12/29/11
3-PT FGM	16 vs. Dallas 1/5/12	2 (2) at New Orleans 3/24/12
3-PT FGA	33 (2) vs. Dallas 1/5/12	15 at Philadelphia 2/8/12
3-PT FG%	.667 (10-15) vs. L.A. Lakers	.105 (2-19) at New Orleans 3/24/12
FTM	38 vs. Utah 4/8/12	5 at L.A. Lakers 4/17/12
FTA	43 (2) at Golden State 4/16/12	9 vs. Los Angeles 4/11/12
FT%	1.000 (15-15) vs. L.A. Clippers 12/28/11	.524 (11-21) at L.A. Clippers 2/18/12
OFF REBOUNDS	22 at Houston 12/29/11	1 vs. Los Angeles 4/11/12
DEF REBOUNDS	39 (2) vs. Minnesota 3/21/12	21 at Minnesota 1/2/12
TOTAL REBOUNDS	56 vs. Minnesota 3/21/12	27 at New Orleans 1/23/12
ASSISTS	34 vs. Portland on 4/23/12	12 at Houston 12/29/11
STEALS	15 vs. Philadelphia 3/25/12	2 vs. Orlando 3/14/12
TURNOVERS	23 vs. Portland 1/13/12	6 (2) vs. Orlando 3/14/12
BLOCKED SHOTS	9 (2) at Memphis 2/6/12	0 at Phoenix 3/27/12
POINTS IN THE PAINT	64, vs. Washington, 3/12/12	18, vs. Dallas, 1/5/12
SECOND CHANCE POINTS	28, vs. Detroit, 1/6/10	2, vs. L.A. Lakers, 1/12/10
FAST BREAK POINTS	31, vs. Portland, 4/23/12	4 (2), at Minnesota, 1/27/12

CATEGORY	OPPONENTS HIGHS	OPPONENTS LOWS
TOAL POINTS	137 at Portland, 2/21/12	71 vs. Dallas, 1/5/12
PTS, 1ST QUARTER	41 at Portland, 2/21/12	13 vs. Phoenix, 4/14/12
PTS, 2ND QUARTER	35 vs. L.A. Clippers, 12/28/11	12 vs. Dallas, 1/5/12
PTS, 3RD QUARTER	39 at Miami, 1/17/12	13 vs. Dallas, 1/5/12
PTS, 4TH QUARTER	34 (2) at Sacramento, 3/27/12	11 (2) vs. Philadelphia, 3/24/12
PTS, 1ST HALF	66 (2) at Portland, 2/21/12	29 vs. Dallas, 1/5/12
PTS, 2ND HALF	71 (2) at Portland, 2/21/12	27 vs. Philadelphia, 3/25/12
PTS, OVERTIME PERIOD	10, at Dallas 1/29/12	5 (2), at L.A. Clippers 2/18/12
FGM	51 at Portland, 2/21/12	27 (3) at Memphis, 1/30/12
FGA	100 at Dallas, 1/29/12	71 at Minnesota, 1/2/12
FG%	.593 (51-88) at Portland, 2/21/12	.333 (29-87) at Orlando, 1/18/12
3-PT FGM	16 at Miami, 1/17/12	1 vs. Dallas, 1/5/11
3-PT FGA	29 at Houston, 12/29/11	7 vs. Memphis, 12/26/11
3-PT FG%	.643 (9-14) at Milwaukee, 1/10/12	.053 (1-19) vs. Dallas, 1/5/12
FTM	25 (2) at Oklahoma City, 1/8/12	7 (2) vs. Los Angeles, 4/11/12
FTA	33 vs. L.A.C, 12/28/11	10 (2) vs. Atlanta, 1/25/12
FT%	.923 (12-13) at New Orleans, 1/23/12	.462 (6-13) at Boston, 4/4/12
OFF REBOUNDS	18 (2) at Philadelphia, 2/8/12	6 (2) at Toronto, 2/15/12
DEF REBOUNDS	44 vs. Los Angeles, 4/11/12	17 at Cleveland, 4/3/12
TOTAL REBS	60 (2) vs. Los Angeles, 4/11/12	27 at Cleveland, 4/3/12
ASSISTS	31 (2) at Portland, 2/21/12	10 at Memphis, 1/30/12
STEALS	18 vs. Portland, 1/13/12	3 vs. Orlando, 3/14/12
TURNOVERS	24 vs. Memphis, 12/26/11	6 vs. Orlando, 3/14/12
BLOCK SHOTS	13 at Utah, 4/9/12	0 (2), vs L.A. Clippers, 3/9/12
POINTS IN THE PAINT	60, vs. Denver, 1/7/12	16, vs. Houston, 2/1/12
SECOND CHANCE POINTS	19, at Houston, 12/29/11	4, at Boston, 4/4/12
FAST BREAK POINTS	28, vs. Denver, 1/7/12	0, at Cleveland, 4/3/12

2011-12 SEASON NOTES

SEASON HIGHLIGHTS

The Spurs enjoyed a historic season in 2011-12 ... Here are just a few of the highlights ...

50 GAME WINNERS: With a 107-101 victory over the Golden State Warriors on April 26, the Spurs won their 50th game of the season for the 13th consecutive season (1999-00 to present) surpassing the L.A. Lakers (1979-80 to 1990-91) for the longest streak in NBA history. During that span the Spurs have won three NBA championships and eight division titles.

HOME SWEET HOME: The Spurs finished the regular season 28-5 (.848) at the AT&T Center, which tied the Miami Heat for the best home record in the NBA season. Only the 2004-05 (.38-.3, .927) and the 2010-11 (.36-.5, .878) Spurs teams have finished with a better home winning percentage since joining the NBA in 1976-77.

DOUBLE-DIGIT WINNING STREAKS: The Silver and Black accomplished a new milestone in franchise history. San Antonio had recorded three double-digit winning streaks and marked the first time in franchise history. The Silver and Black finished the season winning 10 games from April 12 to April 26, a Spur record. The Spurs won an NBA-best 11 consecutive games twice from March 21 to May 8 and January 30 through February 20. In franchise history, San Antonio has accomplished two double-digit winning streaks in the same season only four times and marked the first time the Spurs have done so in back-to-back seasons. Overall, San Antonio has 16 double-digit winning streaks in franchise history.

BEST 15-YEAR WINNING PERCENTAGE IN NBA HISTORY: Since Tim Duncan joined the Spurs prior to the 1997-98 season, the Spurs have been rewriting the history books. Now in their 16th season with Duncan, the Spurs have the best winning percentage over any 15-year span in NBA history. Here's a look at the best records in NBA history over any 15-year span:

TEAM	Seasons	W-L	Percentage
1. San Antonio	1997/98-2011/12	830-352	.702
2. L.A. Lakers	1976/77-1990/91	857-373	.697
3. L.A. Lakers	1977/78-1991/92	847-383	.689
4. Boston	1958/59-1972/73	825-374	.688
5. Boston	1959/60-1973/74	829-380	.686

DIVISION CLINCHER: With the win over Phoenix on 4/14, the Spurs clinched the Southwest Division title. Since joining the NBA in 1976-77 the Spurs have won 18 division titles, which ties the L.A. Lakers for the most division titles in that time period. Since Tim Duncan joined the Spurs in 1997, the Spurs have posted an NBA-best nine division titles.

WINNERS MENTALITY: "The Big Three" have accomplished many accolades together as a team and as individuals over their careers. The "Big Three" hold the number one, two and three spots in the top five among active players in individual career winning percentage. Here's a look at the highest individual winning percentage among active players:

PLAYER	CAREER WINNING PERCENTAGE
1. Manu Ginobili	.721 (481-186)
2. Tony Parker	.718 (579-227)
3. Tim Duncan	.713 (792-319)
4. Kobe Bryant	.662 (769-392)
5. Derek Fisher	.658 (772-401)

DYNAMIC DUO: Tim Duncan and Gregg Popovich have been one of the most successful player-coach combinations to team up on the hardwood. In their 15-year career, the two have tallied 792 wins together, the most in NBA history. Here's a look at top three player-coach duos in league history:

TEAM	PLAYER	COACH	WINS
San Antonio Spurs	Tim Duncan	Gregg Popovich	792
Utah Jazz	Karl Malone	Jerry Sloan	775
Utah Jazz	John Stockton	Jerry Sloan	768

PLAYOFF LONGEVITY: The Spurs have clinched a playoff spot for their 15th consecutive season dating back to the 1997-98 season, which is the longest active streak in the NBA. The Silver and Black rank seventh all-time for the longest streak in NBA history. Here's a look at the longest active and all-time consecutive playoff streaks:

HOME COURT ADVANTAGE: The Spurs are 28-5 (.848) at the AT&T Center and are tied with the Miami Heat for the best home record in the NBA. Here's a closer look at the Silver and Black's home court statistical advantage this season:

TEAM	SEASONS	STREAK
San Antonio Spurs	1997-98 to 2010-11	14
Los Angeles Lakers	1979-80 to 1990-91	12
Boston Celtics	1959-60 to 1968-69	10

MANU REACHES 10,000 CAREER POINTS: Manu Ginobili became just the fifth Spur to reach 10,000 points after scoring nine points vs. L.A. Lakers on 4/11. The Spurs "Big Three" are the only active trio to play on the same team and score over 10,000 points with the same franchise in the NBA and just the fourth threesome in NBA history each to record 10,000-or-more points while teammates. (Elias) Here's a closer look at the Spurs 10,000 point club and threesomes to records 10,000-or-more points as teammates:

10,000 POINT TEAMMATES	Spurs 10,000 Points
Cowens, Havlicek, White / Celtics	Duncan 22,558
Bird, McHale, Parish / Celtics	Robinson 20,790
Johnson, Worthy, Scott / Lakers	Gervin 19,383
Duncan, Parker, Ginobili / Spurs	Parker 13,576
	Ginobili 10,114

STREAKING: San Antonio won its 17th road game of the season at Boston on 4/4, giving the Silver and Black 15 consecutive seasons with a winning road record. The Silver and Black currently own a 21-11 record as the visiting squad. Their current streak is three seasons longer than the previous NBA record set by the L.A. Lakers from 79-91.

TEAMS	SEASONS	STREAK
SAN ANTONIO SPURS	1997/98 - 2011/12	15 seasons
L.A. Lakers	1979/80 - 1990/91	12 seasons
Boston Celtics	1959/60 - 1968/69	10 seasons

BOOST FROM THE BENCH: San Antonio's bench provided a spark last season and averaged a league-best 41.9 points per game. On 4/6/12 vs. New Orleans, the Spurs second unit scored a NBA season-high 82 points with five Spurs reserves scoring in double figures. It's the most points scored off the bench by an NBA team since the Orlando Magic scored 82 on 1/3/00 and the most by the Spurs bench since 10/14/78 when they scored 83 points in a 153-111 victory over Milwaukee. The Silver and Black had four players average more than nine points with Ginobili leading the second unit with 12.4 points per game.

MARKSMEN: The Silver and Black ranked first in three-point field goal percentage, shooting .393 in the regular season. The Spurs led the NBA this season with 35 games shooting at least .400 from behind the arc. The Spurs were the only team to have four players ranked in the top 20 in three point field goal percentage with all four shooting above .400 from downtown. The Spurs shot over .500 from downtown 13 times and were 11-2 in those contests.

OFFENSE PROFICIENCY: The Spurs were the only team to be ranked in the top five in points per game, field goal percentage, three-point field goal percentage, assists and (fewest) turnovers per game. Here's a closer look to at the Spurs offensive numbers in 2011-12:

3FG% - 1st (.393)
 FG% - 1st (.478)
 PPG - 2nd (103.7)
 TPG - 3rd (13.5)
 APG - 4th (23.1)

QUICK HITS:

- The Spurs finished the regular season winning 10 straight games, 24 of their last 27 and an NBA-best 38 in their last 45 games and secured the best record in the West.
- The Silver and Black swept their second set of back-to-back-to-backs, becoming the only team in the league to do so and were one of six teams to win three games in three nights.
- San Antonio clinched the playoffs for their 15th consecutive season and is the longest active streak in the NBA.
- The Spurs won an NBA-best 11 consecutive games twice this season. The first streak was from Jan. 30 - Feb. 20 and the second streak started March 21 - April 8.
- On 4/6 vs. New Orleans, the Spurs second unit scored a NBA season-high 82 points off the bench with five Spurs reserves scoring in double figures. It's the most points scored off the bench by an NBA team since the Orlando Magic scored 82 on 1/3/00 and the most by the Spurs bench since 10/14/78 when they scored 83 points in a 153-111 victory over Milwaukee.
- The Silver and Black were 22-3 after obtaining Stephen Jackson, 20-2 after acquiring Boris Diaw and were 17-2 with Patty Mills.
- With a 28-5 record at home, the Spurs were tied with the Miami Heat with the best home record in the NBA.
- The Spurs were 22-11 on the road and were one of three (OKC & CHI) teams in the NBA to win 20 road games and were one of four teams (OKC, LAC & DEN) in the West to have a .500-or-better winning percentage on the road.
- The Spurs joined OKC and CHI as the only three teams to win five games in six nights during March 23–March 28.
- Tim Duncan and Tony Parker have played in 762 regular-season games together and is the highest total for any pair of current NBA teammates. The last duo whom held the record was Derek Fisher and Kobe Bryant and they appeared in 847 regular-season games together before Fisher was traded to Houston. (ESPN: Marc Stein)
- 11 different players led the Silver and Black in scoring which ranks tied for second in the NBA with CHA & MIL. Only CLE, NOH and PHX had 12 different players lead their team in scoring.
- San Antonio had 11 players average 19-or-more minutes this season. The New Jersey Nets (12 players), Charlotte Bobcats (11 players) and New York Knicks (10 players) were the only teams with 10-or-more players averaging 19+ minutes.
- Danny Green was the only Spur to appear in all 66 games and was one of 37 players in the NBA to play every game this season.
- Tiago Splitter led the team in FG%, finishing at .618 (212-343) from the field. Splitter ranks fifth all-time in Spurs franchise history for FG% in a season and was the fifth Spurs player to shoot over 60 percent for a season (minimum 250 shots taken).
- Duncan led the team with 22 double-doubles and leads all active NBA players with 731 career double-doubles.
- Parker averaged 7.7 assists per game; it marked his career-high in a season and ranked eighth in the NBA. He's amassed 4,748 career assists and became the Spurs all-time assist leader on 2/4/12 vs. OKC surpassing Avery Johnson.
- Parker was selected in the NBA's 2011-12 All-Star Game as a reserve and was his fourth appearance at the event. He joins George Gervin, David Robinson and Tim Duncan as the only players in Spurs franchise history to be selected as an All-Star four-or-more times. His selection marks the 14th consecutive season in which a Spur has been selected to an All-Star game since 1998.
- Head Coach Gregg Popovich won the 2011-12 Coach of the Year award and marked the second time he has won the award (2003).
- Popovich was named the Coach of the Month in March and won the award earlier this season in February. This marks the 14th time that Popovich has been named the NBA's Coach of the Month. It's the second time he has won the award in back-to-back months (Nov. and Dec. 2010). The 14 Coach of the Month honors is an NBA best.

2011-12 NBA STANDINGS

EASTERN CONFERENCE

ATLANTIC DIVISION

	W	L	PCT	GB	HOME	ROAD	LAST-10	STREAK
Boston	39	27	.591	-	24- 9	15-18	7-3	Won 2
New York	36	30	.545	3	22-11	14-19	7-3	Won 3
Philadelphia	35	31	.530	4	19-14	16-17	6-4	Lost 1
Toronto	23	43	.348	16	13-20	10-23	3-7	Won 1
New Jersey	22	44	.333	17	9-24	13-20	3-7	Lost 6

CENTRAL DIVISION

	W	L	PCT	GB	HOME	ROAD	LAST-10	STREAK
Chicago	50	16	.758	-	26- 7	24- 9	7-3	Won 3
Indiana	42	24	.636	8	23-10	19-14	8-2	Lost 1
Milwaukee	31	35	.470	19	17-16	14-19	3-7	Lost 2
Detroit	25	41	.379	25	18-15	7-26	4-6	Won 1
Cleveland	21	45	.318	29	11-22	10-23	2-8	Lost 4

SOUTHEAST DIVISION

	W	L	PCT	GB	HOME	ROAD	LAST-10	STREAK
Miami	46	20	.697	-	28- 5	18-15	6-4	Lost 2
Atlanta	40	26	.606	6	23-10	17-16	7-3	Won 2
Orlando	37	29	.561	9	21-12	16-17	4-6	Lost 1
Washington	20	46	.303	26	11-22	9-24	8-2	Won 6
Charlotte	7	59	.106	39	4-29	3-30	0-10	Lost 23



WESTERN CONFERENCE

SOUTHWEST DIVISION

	W	L	PCT	GB	HOME	ROAD	LAST-10	STREAK
San Antonio	50	16	.758	-	28- 5	22-11	10-0	Won 10
Memphis	41	25	.621	9	26- 7	15-18	8-2	Won 6
Dallas	36	30	.545	14	23-10	13-20	5-5	Lost 2
Houston	34	32	.515	16	22-11	12-21	3-7	Won 1
New Orleans	21	45	.318	29	11-22	10-23	6-4	Lost 1

NORTHWEST DIVISION

	W	L	PCT	GB	HOME	ROAD	LAST-10	STREAK
Oklahoma City	47	19	.712	-	26- 7	21-12	6-4	Lost 1
Denver	38	28	.576	9	20-13	18-15	8-2	Won 4
Utah	36	30	.545	11	25- 8	11-22	7-3	Won 5
Portland	28	38	.424	19	20-13	8-25	1-9	Lost 7
Minnesota	26	40	.394	21	13-20	13-20	1-9	Lost 2

PACIFIC DIVISION

	W	L	PCT	GB	HOME	ROAD	LAST-10	STREAK
L.A. Lakers	41	25	.621	-	26- 7	15-18	6-4	Lost 1
L.A. Clippers	40	26	.606	1	24- 9	16-17	6-4	Lost 2
Phoenix	33	33	.500	8	19-14	14-19	4-6	Lost 3
Golden State	23	43	.348	18	12-21	11-22	1-9	Lost 2
Sacramento	22	44	.333	19	16-17	6-27	3-7	Won 1



NBA HEAD-TO-HEAD GRID

	ATL	CHA	CLE	DEN	DET	GS	HOU	LAC	MEM	MIA	MIN	NO	NY	OKC	PHI	PHO	POR	SAC	SA	TOR	UTA	WAS	W	L	PCT	GB	LAST-10	STREAK											
ATLANTIC DIVISION																																							
BOS	2	--	3	1	2	0	0	1	1	1	2	1	0	3	3	1	0	1	0	0	2	1	4	39	27	.591	-	7-3	Won	2									
NY	2	2	3	1	2	1	0	3	0	0	2	1	1	0	0	2	0	1	2	0	1	3	36	30	.545	3	7-3	Won	3										
PHI	3	2	3	1	3	0	0	3	2	0	0	2	0	2	1	1	0	1	0	2	1	3	35	31	.530	4	6-4	Lost	1										
TOR	1	2	1	0	3	0	1	1	1	0	0	1	0	1	2	1	2	0	1	1	0	0	--	1	2	23	43	.348	16	3-7	Won	1							
NJ	0	0	4	1	2	1	0	1	2	0	1	0	0	0	0	1	0	0	1	0	1	0	2	22	44	.333	17	3-7	Lost	6									
CENTRAL DIVISION																																							
CHI	3	3	3	--	3	1	0	4	0	0	2	1	1	2	4	1	2	3	0	2	2	1	0	2	1	3	1	2	50	16	.758	-	7-3	Won	3				
IND	1	2	3	1	3	1	0	2	2	1	--	1	1	0	1	3	2	3	2	1	1	1	2	0	1	0	0	3	1	3	42	24	.636	8	8-2	Lost	1		
MIL	1	0	2	0	4	0	0	3	1	1	0	0	1	0	2	--	1	3	0	2	0	0	1	0	2	0	1	3	0	3	31	35	.470	19	3-7	Lost	2		
DET	1	2	4	0	2	0	--	0	0	1	0	1	0	0	1	0	0	1	0	2	1	0	1	2	0	2	0	2	25	41	.379	25	4-6	Won	1				
CLE	0	1	3	0	--	1	1	2	0	1	1	1	0	0	0	0	1	2	0	2	1	0	1	0	1	0	1	0	1	21	45	.318	29	2-8	Lost	4			
SOUTHEAST DIVISION																																							
MIA	3	1	3	2	3	2	0	3	0	1	3	0	1	0	--	1	1	3	1	3	1	2	4	1	1	1	1	3	0	1	46	20	.697	--	6-4	Lost	2		
ATL	--	1	4	1	3	1	0	3	0	0	2	1	0	0	1	2	4	1	1	1	3	0	1	1	1	0	3	1	3	40	26	.606	9	7-3	Won	2			
ORL	0	0	3	1	3	0	0	1	1	1	3	0	0	1	0	--	3	1	1	1	0	3	0	1	1	0	0	3	0	3	37	29	.561	9	4-6	Lost	1		
WAS	0	0	4	1	2	0	0	1	0	0	0	0	1	0	2	1	1	0	1	0	0	0	2	0	--	20	46	.303	26	8-2	Won	6							
CHA	0	0	--	0	0	0	0	0	1	0	0	0	0	0	0	0	0	0	0	0	0	2	0	0	0	0	0	0	7	59	.106	39	0-10	Lost	23				
SOUTHWEST DIVISION																																							
SA	1	1	1	0	2	2	2	1	3	2	1	2	2	4	0	0	0	1	1	4	1	2	2	2	2	4	2	2	--	1	3	1	50	16	.758	-	10-0	Won	10
MEM	1	0	1	1	1	2	3	2	4	2	1	1	1	--	1	1	4	1	3	1	1	1	1	1	1	1	1	1	1	41	25	.621	9	8-2	Won	6			
DAL	0	2	1	0	0	--	3	1	2	3	0	1	0	1	0	1	0	1	0	2	1	1	1	3	2	2	2	1	3	1	36	30	.545	14	5-5	Lost	2		
HOU	1	0	2	1	0	0	1	1	2	--	0	0	2	2	0	0	1	1	2	1	2	0	1	2	3	2	1	1	2	34	32	.515	16	3-7	Won	1			
NO	0	1	1	0	1	1	2	0	2	1	0	1	0	1	0	1	0	1	2	1	--	1	0	1	0	1	0	0	2	0	21	45	.318	29	6-4	Lost	1		
NORTHWEST DIVISION																																							
OKC	0	2	1	1	0	3	2	1	3	2	0	1	2	3	1	1	3	1	3	1	--	2	1	3	3	3	1	1	2	0	47	19	.712	-	6-4	Lost	1		
DEN	1	1	1	1	0	1	--	1	1	3	1	1	1	0	1	2	3	1	2	1	1	1	2	1	3	1	3	1	1	1	38	28	.576	9	8-2	Won	4		
UTA	0	0	1	0	2	1	0	1	2	1	3	2	0	1	2	2	1	0	1	1	1	1	4	2	1	0	--	1	36	30	.545	11			7-3	Won	5		
POR	1	0	1	1	1	1	2	0	3	0	0	1	1	2	0	0	1	1	4	0	1	1	--	2	1	1	0	1	28	38	.424	19	1-9	Lost	7				
MIN	0	0	2	0	0	2	1	2	1	3	0	3	0	0	0	--	1	1	0	0	0	1	1	2	2	2	0	1	1	26	40	.394	21	1-9	Lost	2			
PACIFIC DIVISION																																							
LAL	1	2	1	0	1	4	3	0	4	1	0	2	--	2	1	0	4	1	3	1	1	1	0	0	2	2	1	1	1	2	0	41	25	.621	--	6-4	Lost	1	
LAC	1	0	1	0	2	3	1	2	3	0	1	2	3	1	1	1	1	3	3	1	1	1	1	1	1	1	1	1	2	40	26	.606	1	6-4	Lost	2			
PHO	1	1	1	0	1	1	0	1	1	2	1	3	2	2	0	2	2	0	3	1	0	0	--	2	3	0	0	2	1	33	33	.500	8	4-6	Lost	3			
GS	1	0	0	1	1	1	2	1	--	1	0	2	0	0	1	0	2	0	1	1	0	0	0	2	1	3	0	0	1	1	23	43	.348	18	1-9	Lost	2		
SAC	0	1	1	0	0	1	0	0	1	0	1	0	2	1	0	1	2	0	3	0	1	0	0	0	2	--	1	1	2	2	44	.333	19	3-7	Won	1			

2011-12 NBA AWARD WINNERS

Most Valuable Player	LeBron James, Miami
Defensive Player of the Year	Tyson Chandler, New York Knicks
Most Improved Player	Ryan Anderson, Orlando
Rookie of the Year	Kyrie Irving, Cleveland
Sixth Man	James Harden, Oklahoma City
Sportsmanship Award	Jason Kidd, Dallas
J. Walter Kennedy Citizenship Award	Pau Gasol, L.A. Lakers
Coach of the Year	Gregg Popovich, San Antonio
Executive of the Year	Larry Bird, Indiana Pacers

2011-12 NBA ALL-NBA TEAMS

FIRST TEAM

Kevin Durant, Oklahoma City
 LeBron James, Miami
 Dwight Howard, Orlando
 Kobe Bryant, L.A. Lakers
 Chris Paul, L.A. Clippers

SECOND TEAM

Kevin Love, Minnesota
 Blake Griffin, L.A. Clippers
 Andrew Bynum, L.A. Lakers
Tony Parker, San Antonio
 Russell Westbrook, Oklahoma City

THIRD TEAM

Carmelo Anthony, New York
 Dirk Nowitzki, Dallas
 Tyson Chandler, New York
 Dwyane Wade, Miami
 Rajon Rondo, Boston

2011-12 NBA ALL-DEFENSIVE TEAMS

FIRST TEAM

LeBron James, Miami
 Serge Ibaka, Oklahoma City
 Dwight Howard, Orlando
 Tony Allen, Memphis
 Chris Paul, L.A. Clippers

SECOND TEAM

Luol Deng, Chicago
 Kevin Garnett, Boston
 Tyson Chandler, New York
 Kobe Bryant, L.A. Lakers
 Rajon Rondo, Boston

2011-12 ALL-ROOKIE TEAMS

FIRST TEAM

Kenneth Faried, Denver
 Klay Thompson, Golden State
 Ricky Rubio, Minnesota
 Kyrie Irving, Cleveland
Kawhi Leonard, San Antonio
 (tied)
 Iman Shumpert, New York (tied)
 Brandon Knight, Detroit (tied)

SECOND TEAM

Chandler Parsons, Houston
 Derrick Williams, Minnesota
 Tristan Thompson, Cleveland
 MarShon Brooks, New Jersey
 Isaiah Thomas, Sacramento

PLAYERS OF THE MONTH

January: LeBron James, Miami
 Kobe Bryant, L.A. Lakers

February: LeBron James, Miami
 Kevin Durant, Oklahoma City

March: Paul Pierce, Boston
 Kevin Durant, Oklahoma City

April: Carmelo Anthony, New York
 Chris Paul, L.A. Clippers

ROOKIES OF THE MONTH

January: Kyrie Irving, Cleveland
 Ricky Rubio, Minnesota

February: Kyrie Irving, Cleveland
 Isaiah Thomas, Sacramento

March: Kyrie Irving, Cleveland
 Isaiah Thomas, Sacramento

April: Ivan Johnson, Atlanta
 Kenneth Faried, Denver

COACHES OF THE MONTH

January: Tom Thibodeau, Chicago
 Scott Brooks, Oklahoma City

February: Erik Spoelstra, Miami
Gregg Popovich, San Antonio

March: Tom Thibodeau, Chicago
Gregg Popovich, San Antonio

April: Frank Vogel, Indiana
 Lionel Hollins, Memphis

COMMUNITY ASSIST AWARD

February: Wesley Matthews, Portland

March: Gerald Henderson, Charlotte

2011-12 NBA LEADERS

SCORING AVERAGE

	G	FG	FT	PTS	AVG
Durant, OKC.	66	643	431	1850	28.0
Bryant, LA-L	58	574	381	1616	27.9
James, Mia.	62	621	387	1683	27.1
Love, Min.	55	474	379	1432	26.0
Westbrook, OKC.	66	578	340	1558	23.6
Anthony, N.Y.	55	441	295	1245	22.6
Aldridge, Por.	55	483	223	1191	21.7
Nowitzki, Dal.	62	473	318	1342	21.6
D. Williams, N.J.	55	391	257	1154	21.0
Griffin, LA-C	66	561	244	1368	20.7
Ellis, G.S.-Mil.	58	450	219	1181	20.4
Lee, G.S.	57	464	219	1147	20.1
Paul, LA-C	60	425	260	1189	19.8
Pierce, Bos.	61	394	293	1181	19.4
Jefferson, Utah	61	516	137	1170	19.2
Jennings, Mil.	66	469	193	1260	19.1
Gay, Mem.	65	485	208	1232	19.0
J. Johnson, Atl.	60	423	158	1129	18.8
Smith, Atl.	66	504	203	1239	18.8
Rvnm. LA-L	60	444	234	1123	18.7

ASSISTS PER GAME

	G	AST	AVG
Rondo, Bos.	53	620	11.7
Nash, Pho.	62	664	10.7
Paul, LA-C	60	543	9.1
Calderon, Tor.	53	468	8.8
D. Williams, N.J.	55	481	8.7
Rubio, Min.	41	336	8.2
Wall, Was.	66	530	8.0
Parker, S.A. (8th)	60	463	7.7
Miller, Den.	66	441	6.7
Lawson, Den.	61	401	6.6
Conley, Mem.	62	404	6.5
Felton, Por.	60	390	6.5
James, Mia.	62	387	6.2
Ellis, G.S.-Mil.	58	346	6.0
Nelson, Orl.	57	325	5.7
Sessions, Cle.-LA-L	64	354	5.5
Jennings, Mil.	66	365	5.5
Westbrook, OKC.	66	362	5.5
Iguodala, Phi.	62	339	5.5
Vasquez, N.O.	66	359	5.4

FIELD GOAL PCT.

	FG	FGA	PCT
Chandler, N.Y.	241	355	.679
Howard, Orl.	416	726	.573
Pekovic, Min.	256	454	.564
Bynum, LA-L	444	796	.558
McGee, Was.-Den.	307	552	.556
Gortat, Pho.	427	769	.555
Griffin, LA-C	561	1022	.549
Ibaka, OKC.	262	490	.535
Blair, S.A. (9th)	269	504	.534
Boozer, Chi.	448	842	.532

3-PT GOAL PCT.

	3FG	3GA	PCT
Novak, N.Y.	133	282	.472
Ilyasova, Mil.	51	112	.455
Curry, G.S.	55	121	.455
Allen, Bos.	106	234	.453
Miller, Mia.	53	117	.453
Rush, G.S.	99	219	.452
Green, Atl.	50	113	.442
Farmar, N.J.	55	125	.440
Green, S.A. (9th)	102	234	.436
Korver, Chi.	118	271	.435

REBOUNDS PER GAME

	G	OFF	DEF	TOT	AVG
Howard, Orl.	54	200	585	785	14.5
Love, Min.	55	226	508	734	13.3
Bynum, LA-L	60	192	517	709	11.8
Cousins, Sac.	64	265	438	703	11.0
Humphries, N.J.	62	233	448	681	11.0
Griffin, LA-C	66	218	499	717	10.9
Gasol, LA-L	65	183	495	678	10.4
Gortat, Pho.	66	185	474	659	10.0
Chandler, N.Y.	62	212	400	612	9.9
Noah, Chi.	64	242	387	629	9.8
Monroe, Det.	66	239	398	637	9.7
Jefferson, Utah	61	133	452	585	9.6
Smith, Atl.	66	136	496	632	9.6
Lee, G.S.	57	171	374	545	9.6
Camby, Por.-Hou.	59	157	373	530	9.0
Duncan, S.A. (15th)	58	110	410	520	9.0
Gasol, Mem.	65	120	459	579	8.9
Ilyasova, Mil.	60	196	333	529	8.8
Hibbert, Ind.	65	213	359	572	8.8
Millsap, Utah	64	180	383	563	8.8

FREE THROW PCT.

	FT	FTA	PCT
Crawford, Por.	191	206	.927
Redick, Orl.	143	157	.911
Nowitzki, Dal.	318	355	.896
Nash, Pho.	127	142	.894
Martin, Hou.	160	179	.894
Ridnour, Min.	106	119	.891
Anderson, Orl.	150	171	.877
Augustin, Cha.	105	120	.875
Granger, Ind.	254	291	.873
Bargnani, Tor.	151	173	.873

STEALS PER GAME

	G	STL	AVG
Paul, LA-C	60	152	2.53
Conley, Mem.	62	136	2.19
James, Mia.	62	115	1.85
Millsap, Utah	64	118	1.84
Allen, Mem.	58	104	1.79
Iguodala, Phi.	62	107	1.73
Shumpert, N.Y.	59	101	1.71
Westbrook, OKC.	66	112	1.70
George, Ind.	66	108	1.64
Teague, Atl.	66	106	1.61

BLOCKS PER GAME

	G	BLK	AVG
Ibaka, OKC.	66	241	3.65
McGee, Was.-Den.	61	132	2.16
Howard, Orl.	54	116	2.15
Jordan, LA-C	66	135	2.05
Hibbert, Ind.	65	128	1.97
Bynum, LA-L	60	116	1.93
Gasol, Mem.	65	121	1.86
Biyombo, Cha.	63	115	1.83
Smith, Atl.	66	115	1.74
Dalembert, Hou.	65	111	1.71

MINUTES PER GAME

	G	MIN	AVG
Deng, Chi.	54	2129	39.4
Love, Min.	55	2145	39.0
Durant, OKC.	66	2546	38.6
Bryant, LA-L	58	2232	38.5
Howard, Orl.	54	2070	38.3
James, Mia.	62	2326	37.5
Gasol, LA-L	65	2430	37.4
Gay, Mem.	65	2422	37.3
Lee, G.S.	57	2121	37.2
Rondo, Bos.	53	1957	36.9

TEAM STATISTICS

		FIELD GOALS			3-PT. F.G.'S			FREE THROWS			-- REBOUNDS --			----- MISCELLANEOUS -----					SCORING		
TEAM	G	MADE	ATT.	PCT.	MADE	ATT.	PCT.	MADE	ATT.	PCT.	OFF.	DEF.	TOT.	AST	PF	DQ	STL	TO	BLK	PTS	AVG.
Den.	66	2572	5404	.476	435	1311	.332	1293	1760	.735	738	2105	2843	1581	1297	2	540	1015	330	6872	104.1
S.A.	66	2611	5463	.478	552	1405	.393	1067	1427	.748	683	2153	2836	1528	1143	1	490	895	293	6841	103.7
OKC.	66	2462	5229	.471	472	1317	.358	1406	1744	.806	726	2157	2883	1224	1352	3	498	1079	539	6802	103.1
Utah	66	2523	5531	.456	273	845	.323	1258	1668	.754	861	2055	2916	1439	1441	13	545	936	385	6577	99.7
Milw.	66	2502	5652	.443	436	1265	.345	1095	1415	.774	820	1983	2803	1550	1273	10	548	929	335	6535	99.0
Sac.	66	2490	5712	.436	411	1301	.316	1127	1532	.736	882	1947	2829	1271	1287	12	561	952	323	6518	98.8
Miami	66	2446	5212	.469	370	1030	.359	1238	1598	.775	686	2060	2746	1317	1282	3	585	1002	355	6500	98.5
Phoe.	66	2495	5445	.458	444	1295	.343	1058	1397	.757	717	2035	2752	1486	1233	4	431	928	366	6492	98.4
Hou.	66	2489	5543	.449	478	1330	.359	1018	1301	.782	770	2014	2784	1404	1347	6	496	955	319	6474	98.1
Minn.	66	2355	5434	.433	473	1423	.332	1281	1662	.771	797	2089	2886	1290	1212	5	436	1001	293	6464	97.9
N.Y.	66	2365	5335	.443	517	1538	.336	1211	1634	.741	743	2012	2755	1328	1391	7	622	1056	276	6458	97.8
G.S.	66	2489	5443	.457	524	1351	.388	951	1235	.770	640	1947	2587	1470	1410	11	528	915	362	6453	97.8
Ind.	66	2354	5375	.438	392	1064	.368	1349	1724	.782	826	2070	2896	1228	1430	5	523	925	357	6449	97.7
LA-C	66	2439	5366	.455	514	1441	.357	1046	1538	.680	800	1943	2743	1385	1399	7	556	879	315	6438	97.5
LA-L	66	2429	5319	.457	362	1112	.326	1202	1589	.756	799	2251	3050	1485	1109	5	390	997	351	6422	97.3
Port.	66	2402	5417	.443	478	1382	.346	1133	1423	.796	735	1949	2684	1349	1251	2	528	935	322	6415	97.2
Atl.	66	2429	5348	.454	492	1330	.370	1025	1385	.740	652	2066	2718	1481	1178	8	536	921	303	6375	96.6
Chi.	66	2467	5462	.452	419	1117	.375	1006	1394	.722	915	2165	3080	1527	1139	5	456	923	388	6359	96.3
Dall.	66	2398	5412	.443	497	1464	.339	1029	1334	.771	665	2158	2823	1380	1226	2	565	926	337	6322	95.8
Mem.	66	2425	5422	.447	277	849	.326	1142	1504	.759	831	1944	2775	1290	1316	7	631	955	345	6269	95.0
Orl.	66	2275	5162	.441	670	1785	.375	995	1508	.660	742	2060	2802	1321	1168	5	451	984	275	6215	94.2
Wash.	66	2414	5475	.441	344	1075	.320	1008	1386	.727	775	1975	2750	1262	1405	4	527	1008	417	6180	93.6
Phil.	66	2471	5516	.448	349	963	.362	889	1198	.742	704	2144	2848	1453	1157	7	526	738	340	6180	93.6
N.J.	66	2262	5320	.425	507	1481	.342	1113	1433	.777	783	1879	2662	1311	1268	4	493	995	260	6144	93.1
Clev.	66	2261	5360	.422	440	1273	.346	1178	1645	.716	841	1949	2790	1308	1317	6	466	1017	262	6140	93.0
Bos.	66	2341	5086	.460	363	988	.367	1017	1308	.778	509	2051	2560	1557	1315	9	498	979	362	6062	91.8
Det.	66	2291	5232	.438	317	916	.346	1098	1461	.752	775	1882	2657	1232	1293	7	460	1033	278	5997	90.9
Tor.	66	2268	5154	.440	365	1075	.340	1085	1410	.770	697	2074	2771	1382	1532	12	429	1001	321	5986	90.7
N.O.	66	2300	5103	.451	259	777	.333	1057	1397	.757	724	1991	2715	1368	1324	7	488	1024	316	5916	89.6
Cha.	66	2193	5293	.414	263	892	.295	1090	1462	.746	677	1894	2571	1326	1249	5	397	957	361	5739	87.0

OPPONENT STATISTICS

---	FIELD GOALS			3-PT. F.G.'S			FREE THROWS			-- REBOUNDS --			----- MISCELLANEOUS -----					--- SCORING ---			
TEAM	MADE	ATT.	PCT.	MADE	ATT.	PCT.	MADE	ATT.	PCT.	OFF.	DEF.	TOT.	AST	PF	DQ	STL	TO	BLK	PTS	AVG.	DIFF.
Chi.	2284	5420	.421	305	939	.325	946	1279	.740	750	1889	2639	1245	1166	3	490	876	343	5819	88.2	+8.2
Bos.	2207	5262	.419	344	1117	.308	1138	1498	.760	781	2070	2851	1233	1217	7	515	1035	304	5896	89.3	+2.5
Phil.	2263	5302	.427	357	1070	.334	1017	1352	.752	706	2181	2887	1293	1070	3	391	918	316	5900	89.4	+4.2
Miami	2285	5267	.434	479	1318	.363	1056	1457	.725	727	1897	2624	1297	1356	9	549	1107	280	6105	92.5	+6.0
Mem.	2278	5132	.444	417	1209	.345	1163	1522	.764	729	1954	2683	1274	1275	8	518	1130	363	6136	93.0	+2.0
Atl.	2380	5366	.444	391	1137	.344	997	1324	.753	712	2079	2791	1354	1263	11	494	999	313	6148	93.2	+3.4
Orl.	2372	5287	.449	414	1192	.347	1005	1302	.772	667	2061	2728	1350	1308	9	495	867	273	6163	93.4	+0.8
N.O.	2305	5188	.444	425	1342	.317	1129	1487	.759	731	1910	2641	1379	1235	4	523	915	380	6164	93.4	-3.8
Tor.	2234	5130	.435	401	1224	.328	1335	1795	.744	677	1997	2674	1327	1214	7	478	870	322	6204	94.0	-3.3
Ind.	2305	5304	.435	442	1259	.351	1179	1617	.729	794	1998	2792	1292	1428	8	433	985	398	6231	94.4	+3.3
N.Y.	2316	5238	.442	444	1238	.359	1171	1590	.736	717	2045	2762	1248	1437	9	536	1125	334	6247	94.7	+3.2
Dall.	2347	5390	.435	473	1368	.346	1092	1456	.750	726	2173	2899	1351	1213	3	561	971	265	6259	94.8	+0.1
LA-C	2279	5098	.447	460	1261	.365	1251	1678	.746	712	1914	2626	1368	1401	8	396	966	296	6269	95.0	+2.6
Det.	2378	5147	.462	395	1114	.355	1162	1518	.765	703	1985	2688	1485	1283	3	563	959	448	6313	95.7	-4.8
LA-L	2492	5703	.437	443	1274	.348	901	1215	.742	758	1946	2704	1446	1332	3	556	745	302	6328	95.9	+1.4
S.A.	2512	5560	.452	412	1166	.353	932	1233	.756	680	2039	2719	1291	1244	3	489	906	330	6368	96.5	+7.2
OKC.	2405	5629	.427	421	1231	.342	1167	1519	.768	835	1889	2724	1312	1322	6	542	937	321	6398	96.9	+6.1
Port.	2476	5349	.463	442	1217	.363	1062	1421	.747	730	2062	2792	1392	1306	9	499	882	314	6456	97.8	-0.6
Hou.	2474	5427	.456	369	1136	.325	1142	1490	.766	729	2028	2757	1321	1215	4	495	972	340	6459	97.9	+0.2
Wash.	2422	5352	.453	426	1216	.350	1227	1618	.758	811	2062	2873	1420	1231	3	520	1004	300	6497	98.4	-4.8
Phoe.	2505	5510	.455	398	1131	.352	1100	1444	.762	802	2064	2866	1416	1293	3	526	929	288	6508	98.6	-0.2
Milw.	2449	5453	.449	438	1247	.351	1181	1535	.769	813	2138	2951	1433	1278	5	499	1049	297	6517	98.7	+0.3
Utah	2403	5310	.453	428	1259	.340	1302	1727	.754	728	1988	2716	1355	1366	5	494	968	375	6536	99.0	+0.0
N.J.	2501	5294	.472	431	1151	.374	1106	1494	.740	780	2032	2812	1539	1274	9	525	943	330	6539	99.1	-6.0
Minn.	2572	5656	.455	406	1195	.340	1059	1402	.755	771	2096	2867	1422	1435	9	549	875	377	6609	100.1	-2.2
Clev.	2536	5431	.467	448	1236	.362	1095	1464	.748	752	2073	2825	1527	1381	9	524	917	409	6615	100.2	-7.2
Cha.	2568	5411	.475	406	1142	.356	1115	1486	.750	778	2193	2971	1537	1341	5	499	890	378	6657	100.9	-13.9
G.S.	2461	5431	.453	468	1281	.365	1288	1725	.747	869	2157	3026	1527	1095	2	499	978	328	6678	101.2	-3.4
Den.	2541	5569	.456	571	1489	.383	1029	1356	.759	730	1928	2658	1528	1452	9	524	1028	439	6682	101.2	+2.9
Sac.	2668	5609	.476	439	1236	.355	1118	1468	.762	815	2154	2969	1571	1313	8	518	1014	423	6893	104.4	-5.7

2012 SPURS PLAYOFF GAME-BY-GAME

CONFERENCE FINALS VS. OKLAHOMA CITY (2-4)

PLAYER	-FIELD GOALS-					-3-POINT FG--				-FREE THROWS-				--REBOUNDS--									
	G	S	MIN	FG	FGA	FG%	FG	FGA	FG%	FT	FTA	FT%	OFF	DEF	TOT	AST	PF	DQ	STL	TO	BLK	PTS	AVG
Parker	6	6	226	50	104	.481	5	14	.357	24	30	.800	4	19	23	38	14	0	5	18	0	129	21.5
Ginobili	6	2	180	35	70	.500	14	33	.424	27	29	.931	5	18	23	20	24	1	4	23	0	111	18.5
Duncan	6	6	207	40	91	.440	0	0	---	22	34	.647	18	41	59	16	16	0	2	11	14	102	17.0
Jackson	6	0	142	23	35	.657	17	25	.680	8	9	.889	2	10	12	8	22	1	7	10	0	71	11.8
Leonard	6	6	184	21	43	.488	8	18	.444	3	4	.750	10	34	44	3	9	0	5	7	3	53	8.8
Neal	6	0	104	14	38	.368	6	16	.375	5	6	.833	0	4	4	8	8	5	1	3	0	39	6.5
Diaw	6	6	146	15	30	.500	4	8	.500	1	1	1.000	12	17	29	15	14	0	5	8	1	35	5.8
Splitter	6	0	53	7	9	.778	0	0	---	9	23	.391	2	9	11	8	8	0	4	0	23	3.8	
Blair	4	0	27	7	10	.700	0	0	---	0	0	---	3	6	9	0	4	0	1	1	1	14	3.5
Green	4	4	91	8	31	.258	4	23	.174	0	0	---	1	12	13	5	6	0	2	5	3	20	3.3
Anderson	2	0	16	1	2	.500	1	2	.500	1	2	.500	0	3	3	1	0	0	0	0	0	4	2.0
Mills	2	0	11	1	5	.200	1	3	.333	0	0	---	0	0	0	1	0	0	0	1	0	3	1.5
Bonner	5	0	54	1	9	.111	1	7	.143	1	2	.500	1	8	9	4	7	0	0	2	0	4	0.8
SPURS	6	-	1440	223	477	.468	61	149	.409	101	140	.721	58	181	239	127	132	2	32	95	22	608	101.3
THUNDER	6	-	1440	232	489	.474	46	114	.404	125	151	.828	56	188	244	127	126	2	58	76	42	635	105.8

PLAYER	-- SINGLE-GAME HIGHS --					AVERAGE PER GAME										AVERAGE PER 48 MINUTES									
	MIN	REB	AST	ST	TO	BLK	PTS	MIN	REB	AST	STL	TO	BLK	PTS	REB	AST	PF	STL	TO	BLK	PTS				
Parker	42	8	12	2	5	0	34	37.7	3.8	6.3	0.83	3.0	0.00	21.5	4.9	8.1	3.0	1.06	3.8	0.70	27.4				
Ginnibill	38	6	7	2	6	0	34	30.0	3.8	3.3	0.67	3.8	0.00	18.5	6.1	5.3	6.4	1.07	6.1	0.00	19.6				
Bumgar	41	14	6	1	3	5	25	34.5	9.8	2.7	0.33	1.8	2.33	17.0	13.7	3.7	7.7	0.46	2.6	3.25	23.7				
Jackson	32	4	3	2	4	0	23	23.7	2.0	1.3	1.17	1.7	0.00	11.8	4.1	2.7	7.4	2.37	3.4	0.00	24.0				
Leonard	41	10	2	1	2	2	18	30.7	7.3	0.5	0.83	1.2	0.50	8.8	11.5	0.8	2.3	1.30	1.8	0.78	13.8				
Neal	24	1	5	1	1	0	12	17.3	0.7	1.3	0.17	0.5	0.00	6.5	1.8	3.7	3.7	0.46	1.4	0.00	18.0				
Diaw	34	7	4	2	3	1	12	24.3	4.8	2.5	0.83	1.3	0.17	5.8	9.5	4.9	4.6	1.64	2.6	0.33	11.5				
Splitter	13	6	3	0	2	0	9	8.8	1.8	1.3	0.00	0.7	0.00	3.8	10.0	7.2	7.2	0.00	3.6	0.00	20.8				
Blair	10	6	0	1	1	1	10	6.8	2.3	0.0	0.25	0.3	0.25	3.5	16.0	0.0	7.1	1.78	1.8	1.78	24.9				
Green	27	5	2	1	2	1	10	15.2	2.2	0.8	0.33	0.8	0.50	3.3	6.9	2.6	3.2	1.05	2.6	1.58	10.5				
Anderson	16	3	1	0	0	0	4	8.0	1.5	0.5	0.00	0.0	0.00	2.0	9.0	3.0	0.00	0.00	0.00	0.00	12.0				
Mills	11	0	1	0	1	0	3	5.5	0.0	0.5	0.00	0.5	0.00	1.5	0.0	4.4	0.0	0.00	4.4	0.00	13.1				
Bonner	23	4	2	0	1	0	4	10.8	1.8	0.8	0.00	0.4	0.00	0.8	8.0	3.6	6.2	0.00	1.8	0.00	3.6				
THUNDER	240	50	27	9	21	8	120	240.0	39.8	21.2	5.33	15.8	3.67	101.3	39.8	21.2	22.0	5.33	15.8	3.67	101.3				
THUNDER	240	44	27	14	17	9	111	240.0	40.7	21.2	9.67	12.7	7.00	105.8	40.7	21.2	21.0	9.67	12.7	7.00	105.8				

ALL ROUND COMBINED (10-4)

PLAYER	-FIELD GOALS-					-3-POINT FG--					-FREE THROWS-					--REBOUNDS--									
	G	S	MIN	FG	FGA	FG%	FG	FGA	FG%	FT	FTA	FT%	OFF	DEF	TOT	AST	PF	DQ	STL	TO	BLK	PTS	AVG		
Parker	14	14	506	102	225	.453	7	21	.333	71	88	.807	8	42	50	95	23	0	13	44	0	282	20.1		
Duncan	14	14	463	101	204	.495	0	1	0.000	41	58	.707	32	99	131	39	30	0	10	21	29	243	17.4		
Ginobili	14	2	390	65	145	.448	23	68	.338	48	56	.857	8	41	49	56	36	1	10	42	4	201	14.4		
Leonard	14	14	379	45	90	.500	18	40	.450	13	16	.813	18	65	83	8	23	0	17	13	6	121	8.6		
Jackson	14	0	299	38	71	.535	26	43	.605	14	15	.933	5	23	28	24	38	1	9	9	3	116	8.3		
Neal	14	0	217	39	82	.476	16	36	.444	11	13	.846	1	17	18	19	21	0	2	11	0	105	7.5		
Green	14	12	289	38	91	.418	20	58	.345	7	10	.700	3	42	45	15	24	0	7	15	10	103	7.4		
Diaw	14	4	346	36	70	.514	9	18	.500	6	8	.750	28	45	73	35	29	0	11	15	4	87	6.2		
Splitter	13	0	168	30	47	.638	0	0	---	16	43	.372	8	28	36	10	24	0	5	9	4	76	5.8		
Blair	10	0	76	17	27	.630	0	0	---	3	6	.500	7	16	23	2	10	0	3	1	1	37	3.7		
Bonner	13	0	165	10	32	.313	8	23	.348	3	5	.600	2	23	25	9	24	0	2	3	4	31	2.4		
Mills	8	0	31	6	11	.545	3	5	.600	0	0	---	1	2	3	5	2	0	1	3	0	15	1.9		
Anderson	8	0	31	4	9	.444	2	4	.500	1	2	.500	0	5	5	3	1	0	1	0	0	11	1.4		
TEAM	14	-	3360	531	1104	.481	132	317	.416	234	320	.731	121	448	569	320	285	2	91	200	65	1428	102.0		
OPPONENTS	14	-	3360	509	1144	.445	80	216	.370	247	329	.751	151	433	584	270	293	2	123	186	98	1345	96.1		

-- SINGLE-GAME HIGHS --																												
PLAYER	MIN					REB					AST					STL					PTS							
	REB	AST	ST	TO	BLK	PTS	MIN	REB	AST	STL	TO	BLK	PTS	MIN	REB	AST	STL	TO	BLK	PTS	MIN	REB	AST	STL	TO	BLK	PTS	
Parker	42	8	12	3	6	0	34	36.1	3.6	6.8	0.93	3.1	0.00	20.1	4.7	9.0	2.2	1.23	4.2	0.00	26.8							
Duncan	41	14	6	2	3	5	26	33.1	9.4	2.8	0.71	1.5	2.07	17.4	13.6	4.0	3.1	1.04	2.2	3.01	25.2							
Ginobili	38	6	10	2	6	1	34	27.9	3.5	4.0	0.71	3.0	0.29	14.4	6.0	6.9	4.4	1.23	5.2	0.49	24.7							
Westbrook	41	10	2	3	2	2	18	27.1	5.9	0.6	1.21	0.9	0.43	8.6	10.5	1.0	2.9	2.15	1.6	0.76	15.3							
Jackson	32	6	4	2	4	2	23	21.4	2.0	1.7	0.64	1.3	0.21	8.3	4.5	3.9	6.1	1.44	2.9	0.48	18.6							
Neal	24	3	5	1	2	0	14	15.5	1.3	1.4	0.14	0.8	0.00	7.5	4.0	4.2	4.6	0.44	2.4	0.00	23.2							
Green	31	6	4	2	3	3	15	20.6	3.2	1.1	0.50	1.1	0.71	7.4	7.5	2.5	4.0	1.16	2.5	1.66	17.1							
Diaw	34	12	5	3	3	1	16	24.7	5.2	2.5	0.79	1.1	0.29	6.2	10.1	4.9	4.0	1.53	2.1	0.55	12.1							
Blair	24	8	3	3	3	1	11	12.9	2.8	0.8	0.79	0.7	0.31	5.8	10.3	2.9	6.9	1.1	2.6	0.21	15.6							
Spencer	27	7	2	2	1	10	10	14.3	3.2	0.26	0.30	1.1	0.40	7.7	10.5	1.1	1.53	0.89	0.63	4.4								
Bonner	23	4	2	1	1	2	9	12.7	1.9	0.7	0.15	0.2	0.31	2.4	7.3	2.6	7.0	0.58	0.9	1.16	9.0							
Mills	14	1	1	1	1	0	9	3.9	0.4	0.6	0.13	0.4	0.00	1.9	4.6	7.7	3.1	1.55	4.6	0.00	23.2							
Anderson	16	3	1	1	0	0	4	3.9	0.6	0.4	0.13	0.0	0.00	1.4	7.7	4.6	1.5	1.55	0.0	0.00	17.0							
TEAM	240	50	29	12	11	120	240	40.0	40.6	22.9	6.50	14.3	4.64	102.0	40.6	22.9	20.4	6.50	14.3	4.64	102.0							
PER 48 MINPTS																												

2012 SPURS PLAYOFF HIGHS

PLAYER	MINUTES	FIELD GOALS	FREE THROWS	OFFENSIVE	REBOUNDS DEFENSIVE	TOTAL	ASSISTS	STEALS	TURNOVERS	BLOCKED SHOTS	POINTS
JAMES ANDERSON	16C MAY. 31 at OKC.	2C MAY. 2 vs Utah	1C MAY. 31 at OKC.	0C	3C MAY. 31 at OKC.	3C MAY. 31 at OKC.	1C(3) MAY. 31 at OKC.	1C MAY. 2 vs Utah	0C	0C	4C(2) MAY. 31 at OKC.
DEJUAN BLAIR	23C MAY. 2 vs Utah	5C(2) MAY. 31 at OKC.	2 MAY. 7 at Utah	3 MAY. 31 at OKC.	6C MAY. 2 vs Utah	7 MAY. 2 vs Utah	2T MAY. 2 vs Utah	2 APR. 29 vs Utah	1T JUN. 4 vs OKC.	1T JUN. 2 at OKC.	10C(2) MAY. 31 at OKC.
MATT BONNER	23 MAY. 31 at OKC.	3 APR. 29 vs Utah	2 MAY. 7 at Utah	1 (2) MAY. 31 at OKC.	4 MAY. 7 at Utah	4 (3) MAY. 31 at OKC.	2C(2) MAY. 27 vs OKC.	1 (2) MAY. 17 vs LA-C	1 (3) MAY. 31 at OKC.	2T MAY. 5 at Utah	9 APR. 29 vs Utah
BORIS DIAW Cha.-S.A.	34 JUN. 2 at OKC.	7 MAY. 17 vs LA-C	2 (2) MAY. 20 at LA-C	5C MAY. 15 vs LA-C	7 MAY. 15 vs LA-C	12C MAY. 15 vs LA-C	5 MAY. 15 vs LA-C	3C MAY. 15 vs LA-C	3 JUN. 6 at OKC.	1 (4) MAY. 29 vs OKC.	16 MAY. 17 vs LA-C
BORIS DIAW S.A.	34 JUN. 2 at OKC.	7 MAY. 17 vs LA-C	2 (2) MAY. 20 at LA-C	5C MAY. 15 vs LA-C	7 MAY. 15 vs LA-C	12C MAY. 15 vs LA-C	5 MAY. 15 vs LA-C	3C MAY. 15 vs LA-C	3 JUN. 6 at OKC.	1 (4) MAY. 29 vs OKC.	16 MAY. 17 vs LA-C
TIM DUNCAN	41 JUN. 6 at OKC.	12 MAY. 15 vs LA-C	7 MAY. 29 vs OKC.	5 JUN. 4 vs OKC.	13 MAY. 2 vs Utah	14 JUN. 6 at OKC.	6 MAY. 29 vs OKC.	2 (3) MAY. 17 vs LA-C	3 MAY. 29 vs OKC.	5 MAY. 31 at OKC.	26 MAY. 15 vs LA-C
MANU GINOBILI	38 JUN. 4 vs OKC.	11T JUN. 4 vs OKC.	7 (3) JUN. 4 vs OKC.	2 JUN. 4 vs OKC.	5 (3) JUN. 6 at OKC.	6 (2) JUN. 4 vs OKC.	10 MAY. 5 at Utah	2 (3) JUN. 4 vs OKC.	6 JUN. 2 at OKC.	1 (4) MAY. 19 at LA-C	34 JUN. 4 vs OKC.
DANNY GREEN	31C MAY. 5 at Utah	6C MAY. 15 vs LA-C	3C MAY. 5 at Utah	1C(3) MAY. 31 at OKC.	6C(2) MAY. 20 at LA-C	6C(3) MAY. 20 at LA-C	4C MAY. 20 at LA-C	2C MAY. 17 vs LA-C	3C MAY. 15 vs LA-C	3C MAY. 2 vs Utah	15C MAY. 15 vs LA-C
STEPHEN JACKSON Mil.-G.S.-S.A.	32 JUN. 6 at OKC.	6 (2) JUN. 6 at OKC.	5 JUN. 6 at OKC.	2 MAY. 5 at Utah	6 MAY. 7 at Utah	6 MAY. 7 at Utah	4 MAY. 20 at LA-C	2 (2) JUN. 6 at OKC.	4 MAY. 31 at OKC.	2T MAY. 5 at Utah	23 JUN. 6 at OKC.
STEPHEN JACKSON S.A.	32 JUN. 6 at OKC.	6 (2) JUN. 6 at OKC.	5 JUN. 6 at OKC.	2 MAY. 5 at Utah	6 MAY. 7 at Utah	6 MAY. 7 at Utah	4 MAY. 20 at LA-C	2 (2) JUN. 6 at OKC.	4 MAY. 31 at OKC.	2T MAY. 5 at Utah	23 JUN. 6 at OKC.
KAWHI LEONARD	41C JUN. 6 at OKC.	7C(2) JUN. 2 at OKC.	3C MAY. 15 vs LA-C	4C MAY. 27 vs OKC.	10C JUN. 4 vs OKC.	10C(2) JUN. 4 vs OKC.	2C JUN. 4 vs OKC.	3C MAY. 15 vs LA-C	2C(3) JUN. 2 at OKC.	2C MAY. 29 vs OKC.	18C MAY. 29 vs OKC.
PATTY MILLS	14C MAY. 2 vs Utah	4C MAY. 2 vs Utah	0	1C MAY. 2 vs Utah	1T(2) MAY. 19 at LA-C	1T(3) MAY. 19 at LA-C	1 (5) MAY. 31 at OKC.	1C MAY. 2 vs Utah	1T(3) MAY. 31 at OKC.	0T	9C MAY. 2 vs Utah
GARY NEAL	24 MAY. 27 vs OKC.	5C(3) MAY. 27 vs OKC.	2 (5) JUN. 6 at OKC.	1T MAY. 7 at Utah	3 (2) MAY. 17 vs LA-C	5C MAY. 17 vs LA-C	1T(2) MAY. 31 at OKC.	2C(2) JUN. 6 at LA-C	0	14C MAY. 20 at LA-C	
TONY PARKER	42 JUN. 6 at OKC.	16 MAY. 29 vs OKC.	10 JUN. 4 vs OKC.	1 (8) JUN. 6 at OKC.	7T MAY. 27 vs OKC.	8 MAY. 27 vs OKC.	12 JUN. 6 at OKC.	3 MAY. 17 vs LA-C	6 MAY. 20 at LA-C	0	34 MAY. 29 vs OKC.
TIAGO SPLITTER	24C MAY. 20 at LA-C	5T(2) MAY. 20 at LA-C	6C MAY. 29 vs OKC.	2 MAY. 20 at LA-C	8C MAY. 5 at Utah	8 MAY. 5 at Utah	3C(2) MAY. 29 vs OKC.	3C MAY. 7 at Utah	3C MAY. 15 vs LA-C	1T(4) MAY. 20 at LA-C	11C MAY. 20 at LA-C
SPURS High Games	240 (14) JUN. 6 at OKC.	47 MAY. 2 vs Utah	26 JUN. 4 vs OKC.	12 (2) MAY. 31 at OKC.	39 MAY. 2 vs Utah	50 MAY. 27 vs OKC.	29 MAY. 15 vs LA-C	12 MAY. 17 vs LA-C	21 (2) JUN. 4 vs OKC.	11 MAY. 5 at Utah	120 MAY. 29 vs OKC.
SPURS Low Games	240 (14) JUN. 6 at OKC.	28 MAY. 7 at Utah	10 (2) JUN. 2 at OKC.	5 MAY. 2 vs Utah	24 JUN. 2 at OKC.	31 JUN. 2 at OKC.	12 MAY. 7 at Utah	2 (2) MAY. 31 at OKC.	10 (2) JUN. 2 at OKC.	1 JUN. 4 vs OKC.	82 MAY. 31 at OKC.
OPPONENTS High Games	240 (14) JUN. 6 at OKC.	44 JUN. 2 at OKC.	29 MAY. 29 vs OKC.	18 MAY. 2 vs Utah	41 MAY. 7 at Utah	57 MAY. 7 at Utah	27 JUN. 2 at OKC.	14 MAY. 31 at OKC.	18 MAY. 17 vs LA-C	9 (3) MAY. 31 at OKC.	111 MAY. 29 vs OKC.
OPPONENTS Low Games	240 (14) JUN. 6 at OKC.	31 (2) MAY. 17 vs LA-C	9 (2) MAY. 19 at LA-C	4 MAY. 17 vs LA-C	24 MAY. 29 vs OKC.	32 MAY. 17 vs LA-C	13 MAY. 17 vs LA-C	5 MAY. 31 at OKC.	8 MAY. 31 at OKC.	3 MAY. 2 vs Utah	81 MAY. 7 at Utah

"C" indicates a new career-high, "T" a tied career-high.
Numbers in parentheses indicate the number of games in which a player or team has reached a given total (if more than one).

SPURS POSTSEASON HIGHS & LOWS

CATEGORY	SPURS HIGHS	SPURS LOWS
TOTAL POINTS	120 vs. Oklahoma City 5/29/12 98, vs. Memphis, 4/17/11 93, vs. Memphis, 4/20/11	82, at Oklahoma City 5/31/12 88, @ Memphis, 4/23/11 91, @ Memphis, 4/29/11
PTS, 1ST QUARTER	34 at Oklahoma City 6/6/12	11 at L.A. Clippers 5/19/12
PTS, 2ND QUARTER	32 at L.A. Clippers 5/19/12	17 (3), at Oklahoma City 6/2/12
PTS, 3RD QUARTER	37 vs. Oklahoma City 5/29/12	16 vs. Oklahoma City 5/27/12
PTS, 4TH QUARTER	39 vs. Oklahoma City 5/27/12	19 at Utah 5/7/12
PTS, 1ST HALF	63 at Oklahoma City 6/6/12	41 at Oklahoma City 5/31/12
PTS, 2ND HALF	65 vs. Oklahoma City 5/29/12	36 at Oklahoma City 6/6/12
FGM	47 vs. Utah 5/2/12	28 at Utah 5/7/12
FGA	84 (2) at Oklahoma City 6/6/12	72 at L.A. Clippers 5/20/12
FG%	.573 (47-82) vs. Utah 5/2/12	.378 (28-74) at Utah 5/7/12
3-PT FGM	13 vs. L.A. Clippers 5/15/12	6 (2) at L.A. Clippers 5/20/12
3-PT FGA	26 (3) at Oklahoma City 6/6/12	15 at L.A. Clippers 5/20/12
3-PT FG%	.520 (13-25) vs. L.A. Clippers 5/15/12	.333 (8-24) vs. Oklahoma City 5/27/12
FTM	26 vs. Oklahoma City 6/4/12	10 vs. Utah 5/2/12
FTA	35 vs. Oklahoma City 5/29/12	10 vs. Utah 5/2/12
FT%	1.000 (10-10) vs. Utah 5/2/12	.625 (10-16) at Oklahoma City 6/2/12
OFF REBOUNDS	12 (2) at Oklahoma City 5/31/12	5 vs. Utah 5/2/12
DEF REBOUNDS	39 vs. Utah 5/2/12	24 at Oklahoma City 6/2/12
TOTAL REBOUNDS	50 vs. Oklahoma City 5/27/12	31 at Oklahoma City 6/2/12
ASSISTS	29 vs. L.A. Clippers 5/15/12	17 at Oklahoma City 6/2/12
STEALS	12 (2) vs. L.A. Clippers 5/17/12	2 (2) at Oklahoma City 5/31/12
TURNOVERS	21 (2) vs. Oklahoma City 6/4/12	10 (2) at Oklahoma City 6/2/12
BLOCKED SHOTS	11 at Utah 5/5/12	1 vs. Oklahoma City 6/4/12
POINTS IN THE PAINT	62 vs. Utah 5/2/12	24 at Oklahoma City 5/31/12
FAST BREAK POINTS	29 vs. Utah 5/2/12	3 at Oklahoma City 6/2/12
BENCH POINTS	57 at Utah 5/7/12	22 vs. Oklahoma City 6/4/12

2012 NBA PLAYOFF LEADERS

SCORING AVERAGE

	G	FG	FT	PTS	AVG
James, Mia.	23	251	173	697	30.3
Bryant, LA-L	12	132	79	360	30.0
Durant, OKC.	20	198	133	570	28.5
Anthony, N.Y.	5	52	31	139	27.8
Nowitzki, Dal.	4	34	38	107	26.8
Westbrook, OKC.	20	177	89	461	23.1
Wade, Mia.	23	197	121	525	22.8
Parker, S.A.	14	102	71	282	20.1
Garnett, Bos.	20	159	65	384	19.2
Griffin, LA-C	11	84	42	210	19.1
Davis, Orl.	5	39	17	95	19.0
Gay, Mem.	7	48	33	133	19.0
Lawson, Den.	7	56	12	133	19.0
Pierce, Bos.	20	120	110	377	18.9
Jefferson, Utah	4	36	1	73	18.3
Paul, LA-C	11	70	41	194	17.6
Duncan, S.A.	14	101	41	243	17.4
Rondo, Bos.	19	141	39	329	17.3
J. Johnson, Atl.	6	38	18	103	17.2
Granger, Ind.	11	69	23	187	17.0

REBOUNDING PER GAME

	G	OFF	DEF	TOT	AVG
Smith, Atl.	5	10	58	68	13.6
Hibbert, Ind.	11	45	78	123	11.2
Bynum, LA-L	12	46	87	133	11.1
Millsap, Utah	4	17	27	44	11.0
Garnett, Bos.	20	31	175	206	10.3
Fariel, Den.	7	25	45	70	10.0
Randolph, Mem.	7	27	42	69	9.9
Booser, Chi.	6	10	49	59	9.8
James, Mia.	23	54	170	224	9.7
McGee, Den.	7	23	44	67	9.6
Favors, Utah	4	14	24	38	9.5
Gasol, LA-L	12	38	76	114	9.5
Duncan, S.A.	14	32	99	131	9.4
Davis, Orl.	5	23	23	46	9.2
Chandler, N.Y.	5	18	27	45	9.0
West, Ind.	11	21	73	94	8.5
Jefferson, Utah	4	7	27	34	8.5
Deng, Chi.	6	8	42	50	8.3
Anthony, N.Y.	5	13	28	41	8.2
Marion, Dal.	4	9	23	32	8.0

ASSISTS PER GAME

	G	AST	AVG
Rondo, Bos.	19	227	11.9
Paul, LA-C	11	87	7.9
Conley, Mem.	7	50	7.1
Parker, S.A.	14	95	6.8
Nelson, Orl.	5	33	6.6
Kidd, Dal.	4	24	6.0
Lawson, Den.	7	42	6.0
Miller, Den.	7	42	6.0
Westbrook, OKC.	20	117	5.9
James, Mia.	23	129	5.6
Watson, Chi.	6	33	5.5
Holiday, Phi.	13	67	5.2
Wade, Mia.	23	100	4.3
Bryant, LA-L	12	52	4.3
Teague, Atl.	6	25	4.2
Ginobili, S.A.	14	56	4.0
Chalmers, Mia.	24	90	3.9
Harris, Utah	4	15	3.8
Terry, Dal.	4	15	3.8

FREE THROW PCT.

	FT	FTA	PCT
Hayward, Utah	16	16	1.000
Smith, N.Y.	8	8	1.000
Bass, Bos.	59	64	.922
Gallinari, Den.	22	24	.917
Nowitzki, Dal.	38	42	.905
Kidd, Dal.	9	10	.900
Marion, Dal.	9	10	.900
Teague, Atl.	17	19	.895
Pierce, Bos.	110	123	.894
Paul, LA-C	41	47	.872

STEALS PER GAME

	G	STL	AVG
Kidd, Dal.	4	12	3.00
Paul, LA-C	11	30	2.73
Rondo, Bos.	19	45	2.37
James, Mia.	23	43	1.87
Griffin, LA-C	11	20	1.82
Wade, Mia.	23	39	1.70
George, Ind.	11	18	1.64
Harden, OKC.	20	31	1.55
Westbrook, OKC.	20	31	1.55
Holiday, Phi.	13	20	1.54

FIELD GOAL PCT.

	FG	FGA	PCT
Stoudemire, N.Y.	20	36	.556
Fariel, Den.	32	60	.533
Jefferson, Utah	36	68	.529
Ibaka, OKC.	84	159	.528
Gasol, Mem.	36	69	.522
Durant, OKC.	198	383	.517
Lawson, Den.	56	109	.514
Griffin, LA-C	84	168	.500
Hibbert, Ind.	52	104	.500
James, Mia.	251	502	.500

BLOCKS PER GAME

	G	BLK	AVG
McGee, Den.	7	22	3.14
Hibbert, Ind.	11	34	3.09
Bynum, LA-L	12	37	3.08
Ibaka, OKC.	20	59	2.95
Millsap, Utah	4	10	2.50
Gasol, LA-L	12	25	2.08
Duncan, S.A.	14	29	2.07
Gasol, Mem.	7	13	1.86
Martin, LA-C	11	19	1.73
2 tied			1.67

3-PT FIELD GOAL PCT.

	3FG	3GA	PCT
Jackson, S.A.	26	43	.605
Novak, N.Y.	4	7	.571
Young, LA-C	17	33	.515
Conley, Mem.	11	22	.500
Terry, Dal.	10	20	.500
West, Dal.	3	6	.500
Williams, Atl.	8	16	.500
Leonard, S.A.	18	40	.450
Neal, S.A.	16	36	.444
Foye, LA-C	14	32	.438

MINUTES PER GAME

	G	MIN	AVG
James, Mia.	23	983	42.7
Rondo, Bos.	19	810	42.6
Durant, OKC.	20	837	41.9
Anthony, N.Y.	5	204	40.8
J. Johnson, Atl.	6	243	40.5
Gay, Mem.	7	279	39.9
Bryant, LA-L	12	476	39.7
Conley, Mem.	7	277	39.6
Wade, Mia.	23	907	39.4
Smith, Atl.	5	196	39.2



SPURS
HISTORY



FRANCHISE WON-LOST BY YEAR

Year	Team	Home W-L	Away W-L	Overall	Finish In Division	Playoffs
67-68	Dallas (ABA)	29-10	17-22	46-32	Second	D. Houston 3-0, L. New Orleans 1-4
68-69	Dallas (ABA)	25-14	16-23	41-37	Fourth	L. New Orleans 3-4
69-70	Dallas (ABA)	26-15	19-24	45-39	Second	L. LA Lakers 2-4
70-71	Texas (ABA)	17-24	13-30	30-54	Fifth	L. Utah 0-4
71-72	Dallas (ABA)	27-17	15-25	42-42	Third	L. Utah 0-4
72-73	Dallas (ABA)	21-21	7-35	28-56	Fifth	None
73-74	San Antonio (ABA)	27-15	18-24	45-39	Third	L. Indiana 3-4
74-75	San Antonio (ABA)	32-10	19-23	51-33	Second	L. Indiana 2-4
75-76	San Antonio (ABA)	30-12	20-22	50-34	Third	L. New York 3-4
76-77	San Antonio	31-10	13-28	44-38	Third	L. Boston 0-2
77-78	San Antonio	32-9	20-21	52-30	First	L. Washington 2-4
78-79	San Antonio	29-12	19-22	48-34	First	D. Philadelphia 4-3, L. Washington 3-4
79-80	San Antonio	27-14	14-27	41-41	Second	L. Houston 1-2
80-81	San Antonio	34-7	18-23	52-30	First	L. Houston 3-4
81-82	San Antonio	29-12	19-22	48-34	First	D. Seattle 4-1, L. LA Lakers 0-4
82-83	San Antonio	31-10	22-19	53-29	First	D. Denver 4-1, L. LA Lakers 2-4
83-84	San Antonio	28-13	9-32	37-45	Fifth	None
84-85	San Antonio	30-11	11-30	41-41	Fourth	L. Denver 2-3
85-86	San Antonio	21-20	14-27	35-47	Sixth	L. LA Lakers 0-3
86-87	San Antonio	21-20	7-34	28-54	Sixth	None
87-88	San Antonio	23-18	8-33	31-51	Fifth	L. LA Lakers 0-3
88-89	San Antonio	18-23	3-38	21-61	Fifth	None
89-90	San Antonio	34-7	22-19	56-26	First	D. Denver 3-0, L. Portland 3-4
90-91	San Antonio	33-8	22-19	55-27	First	L. Golden St. 1-3
91-92	San Antonio	31-10	16-25	47-35	Second	L. Phoenix 0-3
92-93	San Antonio	31-10	18-23	49-33	Second	D. Portland 3-1, L. Phoenix 2-4
93-94	San Antonio	32-9	23-18	55-27	Second	L. Utah 1-3
94-95	San Antonio	33-8	29-12	62-20	First	D. Denver 3-0, D. LA Lakers 4-2 L. Houston 2-4
95-96	San Antonio	33-8	26-15	59-23	First	D. Phoenix 3-1, L. Utah 2-4
96-97	San Antonio	12-29	8-33	20-62	Sixth	None
97-98	San Antonio	31-10	25-16	56-26	Second	D. Phoenix 3-1, L. Utah 1-4
98-99	San Antonio	21-4	16-9	37-13	First	D. Minnesota 3-1, D. LA Lakers 4-0 D. Portland 4-0, D. New York 4-1
99-00	San Antonio	31-10	22-19	53-29	Second	L. Phoenix 1-3
00-01	San Antonio	33-8	25-16	58-24	First	D. Minnesota 3-1, D. Dallas 4-1 L. LA Lakers 0-4
01-02	San Antonio	32-9	26-15	58-24	First	D. Seattle 3-2 L. LA Lakers 1-4
02-03	San Antonio	33-8	27-14	60-22	First	D. Phoenix 4-2, D. LA Lakers 4-2 D. Dallas 4-2, D. New Jersey 4-2
03-04	San Antonio	33-8	24-17	57-25	Second	D. Memphis 4-0, L. LA Lakers 2-4
04-05	San Antonio	38-3	21-20	59-23	First	D. Denver 4-1, D. Seattle 4-2 D. Phoenix 4-1, D. Detroit 4-3
05-06	San Antonio	34-7	29-12	63-19	First	D. Sacramento 4-2, L. Dallas 3-4
06-07	San Antonio	31-10	27-14	58-24	Second	D. Denver 4-1, D. Phoenix 4-2 D. Utah 4-1, D. Cleveland 4-0
07-08	San Antonio	34-7	22-19	56-26	Second	D. Phoenix 4-1, D. New Orleans 4-3 L. LA Lakers 1-4
08-09	San Antonio	28-13	26-15	54-28	First	L. Dallas 1-4
09-10	San Antonio	29-12	21-20	50-32	Second	D. Dallas 4-2, L. Phoenix 0-4
10-11	San Antonio	36-5	25-16	61-21	First	L. Memphis 2-4
11-12	San Antonio	28-5	22-11	50-16	First	D. Utah 4-0, D. L.A. Clippers 4-0, L. Oklahoma City 2-4
TOTALS		1271-520	821-970	2092-1490		177-172
San Antonio Totals		1126-419	734-811	1860-1230		168-152
NBA Totals		1037-382	677-742	1714-1119		160-140

SPURS ALL-TIME COACHES

Coach	Years	W	L	Percentage
Gregg Popovich	1996-Present	847	399	.679
Doug Moe	1976-1980	177	135	.567
Stan Albeck	1980-1983	153	93	.622
Larry Brown	1988-1992	153	131	.537
Bob Bass	1974-1976; 1980; 1984; 1992	144	108	.569
Bob Hill	1994-1996	124	58	.681
John Lucas	1992-1994	94	49	.657
Cotton Fitzsimmons	1984-1986	76	88	.463
Tom Nissalke	1973-1974	62	49	.559
Bob Weiss	1986-1988	59	105	.360
Morris McHone	1983	11	20	.355
Jerry Tarkanian	1992	9	11	.450
Rex Hughes	1992	1	0	1.000
TOTALS		1910	1246	.605

SPURS CAREER AVERAGE LEADERS

(PLAYERS WITH A MINIMUM OF 150 GAMES WITH SPURS)

POINTS

1. George Gervin	26.3
2. David Robinson	21.1
3. Larry Kenon	20.7
4. Tim Duncan	20.3
5. Mike Mitchell	20.1

ASSISTS

1. Johnny Moore	7.9
2. Avery Johnson	6.9
3. Tony Parker	5.9
4. Alvin Robertson	5.4
5. Mike Gale	4.9

REBOUNDS

1. Tim Duncan	11.3
2. David Robinson	10.6
3. Larry Kenon	10.3
4. Artis Gilmore	9.7
5. Billy Paultz	8.5

BLOCKS

1. George Johnson	3.26
2. David Robinson	2.99
3. Tim Duncan	2.22
4. Billy Paultz	2.11
5. Artis Gilmore	1.84

ALL-TIME SPURS ATTENDANCE

YEARLY ATTENDANCE—REGULAR SEASON

YEAR	LEAGUE	CITY	GAMES	HIGH	TOTAL	AVG.
73-74	ABA	San Antonio	42	11,240	258,434	6,153
74-75	ABA	San Antonio	42	11,146	329,844	7,853
75-76	ABA	San Antonio	42	11,717	336,083	8,002
76-77	NBA	San Antonio	41	12,594	376,136	9,174
77-78	NBA	San Antonio	41	11,489	373,707	9,115
78-79	NBA	San Antonio	41	15,764	489,207	11,932
79-80	NBA	San Antonio	41	15,812	468,657	11,431
80-81	NBA	San Antonio	41	16,114	440,553	10,745
81-82	NBA	San Antonio	41	14,973	434,243	10,591
82-83	NBA	San Antonio	41	15,782	397,489	9,743
83-84	NBA	San Antonio	41	13,972	375,900	9,168
84-85	NBA	San Antonio	41	15,180	364,398	8,888
85-86	NBA	San Antonio	41	15,786	336,407	8,205
86-87	NBA	San Antonio	41	15,786	328,368	8,009
87-88	NBA	San Antonio	41	15,786	346,960	8,462
88-89	NBA	San Antonio	41	15,861	459,514	11,208
89-90	NBA	San Antonio	41	15,910	603,660	14,723
90-91	NBA	San Antonio	41	15,908	651,965	15,902
91-92	NBA	San Antonio	41	16,057	658,337	16,057
92-93	NBA	San Antonio	41	16,057	658,337	16,057
93-94	NBA	San Antonio	41	36,523	904,167	22,053
94-95	NBA	San Antonio	41	35,888	920,413	22,449
95-96	NBA	San Antonio	41	35,888	811,422	19,791
96-97	NBA	San Antonio	41	37,058	706,641	17,235
97-98	NBA	San Antonio	41	37,492	783,455	19,109
98-99	NBA	San Antonio	25	35,122	527,357	21,094
99-00	NBA	San Antonio	41	35,217	889,444	21,694
00-01	NBA	San Antonio	41	35,944	913,175*	22,273*
01-02	NBA	San Antonio	41	35,052	906,390*	22,107*
02-03	NBA	San Antonio	41	18,797	735,970	17,950
03-04	NBA	San Antonio	41	18,797	739,706	18,042
04-05	NBA	San Antonio	41	18,797	750,970	18,316
05-06	NBA	San Antonio	41	18,797	770,677	18,797
06-07	NBA	San Antonio	41	18,797	764,823	18,654
07-08	NBA	San Antonio	41	18,797	761,149	18,565
08-09	NBA	San Antonio	41	18,797	749,048	18,269
09-10	NBA	San Antonio	41	18,581	741,676	18,090
10-11	NBA	San Antonio	41	18,581	750,879	18,314
11-12	NBA	San Antonio	33	18,581	607,095	18,397
Totals			1,574	37,492	23,468,656	14,801

*Led NBA

SPURS ALL-TIME REGULAR SEASON LEADERS

(NBA SEASONS ONLY)

GAMES

1,111 – Tim Duncan
 987 – David Robinson
 806 – Tony Parker
 709 – George Gervin
 669 – Sean Elliott
 667 – Manu Ginobili
 644 – Avery Johnson
 630 – Bruce Bowen
 519 – Johnny Moore
 509 – Malik Rose

POINTS

22,558 – Tim Duncan
 20,790 – David Robinson
 19,383 – George Gervin
 13,576 – Tony Parker
 10,114 – Manu Ginobili
 9,799 – Mike Mitchell
 9,659 – Sean Elliott
 6,733 – Larry Kenon
 6,486 – Avery Johnson
 6,285 – Alvin Robertson

FG MADE

8,717 – Tim Duncan
 7,526 – George Gervin
 7,365 – David Robinson
 5,392 – Tony Parker
 4,152 – Mike Mitchell
 3,492 – Sean Elliott
 3,241 – Manu Ginobili
 2,799 – Larry Kenon
 2,700 – Avery Johnson
 2,570 – Alvin Robertson

FG ATTEMPTED

17,192 – Tim Duncan
 14,647 – George Gervin
 14,221 – David Robinson
 10,959 – Tony Parker
 8,429 – Mike Mitchell
 7,499 – Sean Elliott
 7,170 – Manu Ginobili
 5,678 – Larry Kenon
 5,544 – Avery Johnson
 5,327 – Alvin Robertson

FG PCT. (500 MADE)

.620 – Artis Gilmore (2,208-3,562)
 .553 – Will Perdue (606-1,096)
 .548 – Walter Berry (941-1,718)
 .544 – Gene Banks (1,529-2,811)
 .528 – DeJuan Blair (836-1,582)
 .524 – Frank Brickowski (983-1,876)
 .518 – David Robinson (7,365-14,221)
 .514 – George Gervin (7,526-14,647)
 .511 – Antoine Carr (816-1,597)
 .507 – Tim Duncan (8,717-17,192)

3-PT FG MADE

1,010 – Manu Ginobili
 661 – Bruce Bowen
 563 – Sean Elliott
 500 – Matt Bonner
 490 – Michael Finley
 457 – Chuck Person
 359 – Tony Parker
 356 – Brent Barry
 280 – Jaren Jackson
 274 – Richard Jefferson

3-PT FG ATTEMPTED

2,760 – Manu Ginobili
 1,632 – Bruce Bowen
 1,485 – Sean Elliott
 1,282 – Michael Finley
 1,210 – Matt Bonner
 1,184 – Chuck Person
 1,157 – Tony Parker
 881 – Brent Barry
 768 – Jaren Jackson
 684 – Richard Jefferson

3-PT FG PCT. (100 MADE)

.431 – Danny Green (109-253)
 .426 – Terry Porter (236-554)
 .426 – Steve Smith (155-364)
 .425 – Danny Ferry (134-315)
 .419 – Hedo Turkoglu (101-241)
 .419 – Gary Neal (212-506)
 .413 – Matt Bonner (500-1,210)
 .405 – Bruce Bowen (661-1,632)
 .404 – Brent Barry (356-881)
 .401 – Richard Jefferson (274-684)

FT MADE

6,035 – David Robinson
 5,098 – Tim Duncan
 4,258 – George Gervin
 2,622 – Manu Ginobili
 2,433 – Tony Parker
 2,112 – Sean Elliott
 1,711 – Artis Gilmore
 1,480 – Mike Mitchell
 1,466 – Mark Olberding
 1,194 – James Silas

SPURS ALL-TIME REGULAR SEASON LEADERS

(NBA SEASONS ONLY)

FT ATTEMPTED

8,201 - David Robinson
7,410 - Tim Duncan
5,061 - George Gervin
3,296 - Tony Parker
3,141 - Manu Ginobili
2,643 - Sean Elliott
2,370 - Artis Gilmore
1,888 - Mike Mitchell
1,815 - Mark Olberding
1,500 - Avery Johnson

ASSISTS

4,748 - Tony Parker
4,474 - Avery Johnson
3,865 - Johnny Moore
3,428 - Tim Duncan
2,618 - Manu Ginobili
2,441 - David Robinson
2,094 - Alvin Robertson
2,070 - George Gervin
1,874 - Willie Anderson
1,700 - Sean Elliott

STEALS

1,388 - David Robinson
1,128 - Alvin Robertson
1,017 - Johnny Moore
984 - Manu Ginobili
892 - George Gervin
822 - Tim Duncan
782 - Tony Parker
712 - Avery Johnson
680 - Mike Gale
547 - Larry Kenon

FT PCT. (400 MADE)

.861 - Johnny Dawkins (451-524)
.850 - James Silas (1,194-1,404)
.841 - George Gervin (4,258-5,061)
.835 - Manu Ginobili (2,622-3,141)
.828 - Vinny Del Negro (733-885)
.827 - Mike Gale (431-521)
.826 - Larry Kenon (1,134-1,373)
.812 - George Hill (530-653)
.808 - Mark Olberding (1,466 - 1,815)
.799 - Sean Elliott (2,112-2,643)

PERSONAL FOULS

2,835 - David Robinson
2,763 - Tim Duncan
2,121 - George Gervin
1,628 - Mark Olberding
1,488 - Manu Ginobili
1,462 - Tony Parker
1,452 - Sean Elliott
1,366 - Alvin Robertson
1,325 - Johnny Moore
1,318 - Bruce Bowen

TURNOVERS

2,853 - Tim Duncan
2,417 - David Robinson
2,035 - Tony Parker
1,976 - George Gervin
1,391 - Manu Ginobili
1,262 - Avery Johnson
1,199 - Sean Elliott
1,160 - Johnny Moore
1,148 - Alvin Robertson
1,008 - Artis Gilmore

REBOUNDS

12,533 - Tim Duncan
10,497 - David Robinson
3,671 - Artis Gilmore
3,392 - George Gervin
3,217 - Larry Kenon
2,941 - Sean Elliott
2,683 - Mike Mitchell
2,638 - Manu Ginobili
2,579 - Mark Olberding
2,523 - Terry Cummings

DISQUALIFICATIONS

36 - George Gervin
29 - David Robinson
27 - Mark Olberding
25 - Frank Brickowski
19 - Willie Anderson
19 - Coby Dietrick
17 - Alvin Robertson
17 - Artis Gilmore
17 - Mike Mitchell
15 - Tim Duncan
15 - Billy Paultz

BLOCKED SHOTS

2,954 - David Robinson
2,469 - Tim Duncan
700 - Artis Gilmore
647 - George Gervin
543 - Billy Paultz
512 - George Johnson
370 - Rasho Nesterovic
317 - Greg Anderson
279 - Willie Anderson
257 - Sean Elliott

SPURS LEADERS BY YEAR

(NBA SEASONS ONLY)

SCORING

	GP	PTS.	AVG.
76-77 George Gervin	82	1895	23.1
77-78 George Gervin	82	2232	27.2
78-79 George Gervin	80	2365	29.6
79-80 George Gervin	78	2585	33.1
80-81 George Gervin	82	2221	27.1
81-82 George Gervin	79	2551	32.3
82-83 George Gervin	78	2043	26.2
83-84 George Gervin	76	1967	25.9
84-85 Mike Mitchell	82	1824	22.2
85-86 Mike Mitchell	82	1921	23.4
86-87 Alvin Robertson	81	1435	17.7
87-88 Alvin Robertson	82	1610	19.6
88-89 Willie Anderson	81	1508	18.6
89-90 David Robinson	81	1993	24.3
90-91 David Robinson	82	2101	25.6
91-92 David Robinson	68	1578	23.2
92-93 David Robinson	82	1916	23.4
93-94 David Robinson	80	2383	29.8
94-95 David Robinson	81	2238	27.6
95-96 David Robinson	82	2051	25.0
96-97 Dominique Wilkins	63	1145	18.2
97-98 David Robinson	73	1574	21.6
98-99 Tim Duncan	50	1084	21.7
99-00 Tim Duncan	74	1716	23.2
00-01 Tim Duncan	82	1820	22.2
01-02 Tim Duncan	82	2089	25.5
02-03 Tim Duncan	81	1884	23.3
03-04 Tim Duncan	69	1538	22.3
04-05 Tim Duncan	66	1342	20.3
05-06 Tony Parker	80	1510	18.9
06-07 Tim Duncan	80	1599	20.0
07-08 Manu Ginobili	74	1442	19.5
08-09 Tony Parker	72	1581	22.0
09-10 Tim Duncan	78	1395	17.9
10-11 Tony Parker	78	1368	17.5
11-12 Tony Parker	60	1095	18.3

REBOUNDING

	GP	REB	AVG.
76-77 Larry Kenon	78	879	11.3
77-78 Larry Kenon	81	773	9.5
78-79 Larry Kenon	81	790	9.8
79-80 Larry Kenon	78	775	9.9
80-81 Dave Corzine	82	636	7.8
81-82 Dave Corzine	82	629	7.7
82-83 Artis Gilmore	82	984	12.0
83-84 Artis Gilmore	64	662	10.3
84-85 Artis Gilmore	81	846	10.4
85-86 Artis Gilmore	71	600	8.5
86-87 David Greenwood	79	783	9.9
87-88 Frank Brickowski	70	483	6.9
88-89 Greg Anderson	82	676	8.2
89-90 David Robinson	82	983	12.0
90-91 David Robinson	82	1063	13.0
91-92 David Robinson	68	829	12.2
92-93 David Robinson	82	956	11.7
93-94 Dennis Rodman	79	1367	17.3
94-95 Dennis Rodman	49	823	16.8
95-96 David Robinson	82	1000	12.2
96-97 Will Perdue	65	638	9.8
97-98 Tim Duncan	82	977	11.9
98-99 Tim Duncan	50	571	11.4
99-00 Tim Duncan	74	918	12.4
00-01 Tim Duncan	82	997	12.2
01-02 Tim Duncan	82	1042	12.7
02-03 Tim Duncan	81	1043	12.9
03-04 Tim Duncan	69	859	12.4
04-05 Tim Duncan	66	732	11.1
05-06 Tim Duncan	80	881	11.0
06-07 Tim Duncan	80	846	10.6
07-08 Tim Duncan	78	881	11.3
08-09 Tim Duncan	75	800	10.7
09-10 Tim Duncan	78	788	10.1
10-11 Tim Duncan	76	678	8.9
11-12 Tim Duncan	58	520	9.0

ASSISTS

	GP	AST	AVG.
76-77 Mike Gale	82	473	5.8
77-78 Mike Gale	70	376	5.4
78-79 Mike Gale	82	374	4.6
79-80 James Silas	77	347	4.5
80-81 Johnny Moore	82	373	4.5
81-82 Johnny Moore	79	762	9.6
82-83 Johnny Moore	77	753	9.8
83-84 John Lucas	63	673	10.7
84-85 Johnny Moore	82	816	10.0
85-86 Johnny Moore	28	252	9.0
86-87 Alvin Robertson	81	421	5.2
87-88 Johnny Dawkins	65	480	7.4
88-89 Johnny Dawkins	32	224	7.0
89-90 Rod Strickland	31	249	8.0
90-91 Rod Strickland	58	463	8.0
91-92 Rod Strickland	57	491	8.6
92-93 Avery Johnson	75	561	7.5
93-94 David Robinson	80	381	4.8
94-95 Avery Johnson	82	670	8.2
95-96 Avery Johnson	82	789	9.6
96-97 Avery Johnson	76	513	6.8
97-98 Avery Johnson	75	591	7.9
98-99 Avery Johnson	50	369	7.4
99-00 Avery Johnson	82	491	6.0
00-01 Avery Johnson	55	237	4.3
01-02 Tony Parker	77	334	4.3
02-03 Tony Parker	82	432	5.3
03-04 Tony Parker	75	411	5.5
04-05 Tony Parker	80	491	6.1
05-06 Tony Parker	80	460	5.8
06-07 Tony Parker	77	420	5.5
07-08 Tony Parker	69	411	6.0
08-09 Tony Parker	72	496	6.9
09-10 Manu Ginobili	75	370	4.9
10-11 Tony Parker	78	513	6.6
11-12 Tony Parker	60	463	7.7

FG PERCENTAGE

	(Min. 250 Attempts)	FGM-FGA	PCT.
76-77 George Gervin	726-1335	548	
77-78 George Gervin	864-1611	536	
78-79 George Gervin	947-1749	541	
79-80 Paul Griffin	173-313	553	
80-81 Kevin Restani	192-369	520	
81-82 Mike Mitchell	524-973	539	
82-83 Artis Gilmore	556-888	626	
83-84 Artis Gilmore	351-556	631	
84-85 Artis Gilmore	532-854	623	
85-86 Steve Johnson	362-573	632	
86-87 Artis Gilmore	346-520	597	
87-88 Walter Berry	540-960	563	
88-89 Frank Brickowski	337-654	515	
89-90 David Robinson	690-1300	531	
90-91 David Robinson	754-1366	552	
91-92 David Robinson	592-1074	551	
92-93 Antoine Carr	379-705	538	
93-94 David Robinson	840-1658	507	
94-95 David Robinson	788-1487	530	
95-96 Will Perdue	173-331	523	
96-97 Will Perdue	233-410	568	
97-98 Tim Duncan	706-1287	549	
98-99 David Robinson	268-527	509	
99-00 David Robinson	528-1031	512	
00-01 Tim Duncan	702-1406	499	
01-02 Tim Duncan	764-1504	508	
02-03 Tim Duncan	714-1392	513	
03-04 Tim Duncan	592-1181	501	
04-05 Tim Duncan	517-1042	496	
05-06 Tony Parker	623-1136	548	
06-07 Fabricio Oberto	158-281	562	
07-08 Fabricio Oberto	180-296	608	
08-09 Tony Parker	639-1263	506	
09-10 DeJuan Blair	275-495	556	
10-11 Tony Parker	555-1069	519	
11-12 Tiago Splitter	212-343	618	

SPURS LEADERS BY YEAR

(NBA SEASONS ONLY)

3-PT.	FG PERCENTAGE	Min. 75 Attempts	FGM-FGA	PCT.
79-80	George Gervin	32-102	.314	
80-81	George Gervin	9-35	.257	
81-82	Mike Bratz	46-138	.333	
82-83	Mike Dunleavy	37-194	.345	
83-84	Johnny Moore	28-87	.322	
84-85	Johnny Moore	25-89	.281	
85-86	Jon Sundvold	21-60	.350	
86-87	Jon Sundvold	50-149	.336	
87-88	Leon Wood	43-108	.398	
88-89	Vernon Maxwell	32-129	.248	
89-90	Terry Cummings	19-59	.322	
90-91	Sean Elliott	20-64	.313	
91-92	Sean Elliott	25-82	.305	
92-93	Dale Ellis	119-297	.401	
93-94	Dale Ellis	131-332	.395	
94-95	Sean Elliott	136-333	.408	
95-96	Sean Elliott	161-392	.411	
96-97	Cory Alexander	94-252	.373	
97-98	Jaren Jackson	112-297	.377	
98-99	Mario Elie	40-107	.374	
99-00	Terry Porter	90-207	.435	
00-01	Danny Ferry	70-156	.449	
01-02	Steve Smith	116-246	.472	
02-03	Bruce Bowen	101-229	.441	
03-04	Hedo Turkoglu	101-241	.419	
04-05	Beno Udrih	58-142	.408	
05-06	Bruce Bowen	104-245	.424	
06-07	Brent Barry	128-287	.446	
07-08	Brent Barry	48-112	.429	
08-09	Matt Bonner	118-268	.440	
09-10	George Hill	75-188	.399	
10-11	Matt Bonner	105-230	.457	
11-12	Danny Green	102-234	.436	

FT PERCENTAGE	Min. 100 Attempts	FTM-FTA	PCT.
76-77	George Gervin	443-532	.833
77-78	Larry Kenon	276-323	.854
78-79	Larry Kenon	295-349	.845
79-80	James Silas	339-382	.887
80-81	James Silas	374-440	.850
81-82	George Gervin	555-642	.864
82-83	George Gervin	517-606	.853
83-84	George Gervin	427-507	.842
84-85	George Gervin	324-384	.844
85-86	Wes Matthews	173-211	.820
86-87	Mike Mitchell	92-112	.821
87-88	Johnny Dawkins	198-221	.896
88-89	Johnny Dawkins	100-112	.893
89-90	Sean Elliott	187-216	.827
90-91	Paul Pressey	110-133	.848
91-92	Sean Elliott	285-331	.861
92-93	Vinny Del Negro	101-117	.863
93-94	Willie Anderson	145-171	.848
94-95	Sean Elliott	326-404	.807
95-96	Vinny Del Negro	178-214	.832
96-97	Vinny Del Negro	112-129	.868
97-98	Jaren Jackson	94-118	.797
98-99	Mario Elie	103-119	.866
99-00	Mario Elie	126-149	.846
00-01	Derek Anderson	342-402	.851
01-02	Steve Smith	159-181	.878
02-03	Steve Smith	95-114	.833
03-04	Malik Rose	183-225	.813
04-05	Brent Barry	113-135	.837
05-06	Michael Finley	98-115	.852
06-07	Brent Barry	103-117	.880
07-08	Manu Ginobili	380-442	.860
08-09	Roger Mason, Jr.	105-118	.890
09-10	Manu Ginobili	309-355	.870
10-11	Manu Ginobili	357-410	.871
11-12	Manu Ginobili	88-101	.871

STEALS	GP	STL	AVG.
76-77	Mike Gale	82	1.91
77-78	Mike Gale	70	1.59
78-79	Larry Kenon	81	1.54
79-80	Mike Gale	67	1.23
80-81	Johnny Moore	82	1.20
81-82	Johnny Moore	79	1.63
82-83	Johnny Moore	77	1.94
83-84	Johnny Moore	59	1.23
84-85	Johnny Moore	82	2.29
85-86	Alvin Robertson	82	3.01
86-87	Alvin Robertson	81	2.60
87-88	Alvin Robertson	82	2.43
88-89	Alvin Robertson	65	1.97
89-90	David Robinson	82	1.38
90-91	Rod Strickland	68	1.17
91-92	David Robinson	68	1.58
92-93	David Robinson	82	1.27
93-94	David Robinson	80	1.39
94-95	David Robinson	81	1.34
95-96	Avery Johnson	82	1.19

-97	Avery Johnson	75	96	1.26
97-98	Avery Johnson	75	84	1.12
98-99	David Robinson	49	69	1.41
99-00	David Robinson	80	97	1.21
00-01	Derek Anderson	82	120	1.46
01-02	Tony Parker	77	89	1.16
02-03	Stephen Jackson	80	125	1.56
03-04	Manu Ginobili	77	136	1.77
04-05	Manu Ginobili	74	119	1.61
05-06	Manu Ginobili	65	101	1.55
06-07	Manu Ginobili	75	109	1.45
07-08	Manu Ginobili	74	109	1.47
08-09	Manu Ginobili	44	64	1.45
09-10	Manu Ginobili	75	103	1.37
10-11	Manu Ginobili	80	123	1.54
11-12	Stephen Jackson	21	28	1.33

MINUTES PLAYED	GP	MIN	AVG.
76-77	Larry Kenon	78	2936
77-78	Larry Kenon	81	2869
78-79	Larry Kenon	81	2947
79-80	George Gervin	78	2934
80-81	George Gervin	82	2764
81-82	George Gervin	79	2817
82-83	George Gervin	78	2835
83-84	Mike Mitchell	79	2853
84-85	Mike Mitchell	82	2853
85-86	Mike Mitchell	82	2970
86-87	Alvin Robertson	81	2697
87-88	Alvin Robertson	82	2978
88-89	Alvin Robertson	65	2287
89-90	David Robinson	82	3002
90-91	David Robinson	82	3095
91-92	Sean Elliott	82	3120
92-93	David Robinson	82	3211
93-94	David Robinson	80	3241
94-95	David Robinson	81	3074
95-96	Avery Johnson	82	3084
96-97	Avery Johnson	75	2472
97-98	Tim Duncan	82	3204
98-99	Tim Duncan	50	1963
99-00	Tim Duncan	74	2875
00-01	Tim Duncan	82	3174
01-02	Tim Duncan	82	3329
02-03	Tim Duncan	81	3181
03-04	Tim Duncan	69	2527
04-05	Tony Parker	80	2735
05-06	Tim Duncan	80	2784
06-07	Tim Duncan	80	2726
07-08	Tim Duncan	78	2651
08-09	Tony Parker	72	2456
09-10	Richard Jefferson	81	2520
10-11	Tony Parker	78	2528
11-12	Tony Parker	60	1923

BLOCKED SHOTS	GP	BLK	AVG.
76-77	Billy Paultz	82	1.73
77-78	Billy Paultz	80	1.99
78-79	Billy Paultz	79	1.25
79-80	George Gervin	78	1.01
80-81	George Johnson	82	2.78
81-82	George Johnson	75	2.34
82-83	Artis Gilmore	82	1.94
83-84	Artis Gilmore	64	1.32
84-85	Artis Gilmore	81	1.73
85-86	Artis Gilmore	71	1.08
86-87	Artis Gilmore	82	95
87-88	Greg Anderson	82	1.22
88-89	Greg Anderson	82	1.03
89-90	David Robinson	82	3.19
90-91	David Robinson	82	3.20
91-92	David Robinson	68	3.05
92-93	David Robinson	82	2.64
93-94	David Robinson	80	2.65
94-95	David Robinson	81	2.62
95-96	David Robinson	82	2.71
96-97	Will Perdue	65	1.02
97-98	David Robinson	73	1.92
98-99	Tim Duncan	50	1.26
99-00	David Robinson	80	1.83
00-01	David Robinson	80	1.97
01-02	Tim Duncan	82	2.03
02-03	Tim Duncan	81	2.37
03-04	Tim Duncan	69	1.85
04-05	Tim Duncan	66	1.74
05-06	Tim Duncan	80	1.62
06-07	Tim Duncan	80	1.90
07-08	Tim Duncan	78	1.57
08-09	Tim Duncan	75	1.26
09-10	Tim Duncan	78	1.17
10-11	Tim Duncan	76	1.46
11-12	Tim Duncan	58	88

TOP ALL-TIME GAMES

(NBA SEASONS ONLY)

SPURS POINTS

David Robinson	71	at LA Clippers	04/24/94
George Gervin	63	at New Orleans	04/09/78
George Gervin	55	at Indiana	01/23/80
Tony Parker	55	at Minnesota	11/05/08
Tim Duncan	53	vs. Dallas	12/26/01
George Gervin	53	vs. Denver	01/08/80
George Gervin	52	vs. San Diego	01/11/79
Terry Cummings	52	vs. Charlotte	01/31/90
David Robinson	52	vs. Charlotte	01/16/93
Larry Kenon	51	vs. Detroit	03/30/80
George Gervin	50	vs. Milwaukee	03/06/82
David Robinson	50	at Minnesota	02/21/94

REBOUNDS

Dennis Rodman	32	vs. Dallas	01/22/94
Dennis Rodman	30	at Houston	02/21/95
Dennis Rodman	29	vs. Minnesota	11/09/93
Dennis Rodman	28	at Charlotte	12/01/93
Tim Duncan	27	vs. Atlanta	01/27/10
Dennis Rodman	27	at Seattle	02/07/95
Dennis Rodman	27	vs. Houston	03/05/95
Tim Duncan	26	at Indiana	02/17/10
Dennis Rodman	26	vs. Miami	02/19/94
Tim Duncan	25	at Miami	02/01/03
Dennis Rodman	25	at Phoenix	11/10/93
Dennis Rodman	25	at Golden State	03/26/94
Dennis Rodman	25	at Indiana	01/22/95
Edgar Jones	25	vs. Dallas	03/13/84
Artis Gilmore	25	vs. Utah	01/17/87

ASSISTS

John Lucas	24	vs. Denver	04/15/84
Avery Johnson	20	vs. Vancouver	12/17/97
Avery Johnson	20	vs. LA Clippers	12/10/97
John Lucas	20	at Kansas City	12/23/83
Johnny Moore	20	vs. Washington	12/10/83
Johnny Moore	20	vs. LA Lakers	01/02/81
Rod Strickland	19	at Minnesota	03/03/92
John Lucas	19	vs. Atlanta	03/20/84
Johnny Moore	19	vs. Washington	01/11/81
Johnny Moore	18	three times: latest, vs. Seattle	11/06/83
John Lucas	18	two times: latest, vs. Denver	01/18/84

OPPONENTS POINTS

Purvis Short	57	at Golden St.	01/07/84
Billy Knight	52	vs. Indiana	11/11/80
Kiki Vandeweghe	50	at Denver	01/11/84
Bernard King	50	vs. New York	01/31/84
Dominique Wilkins	48	vs. Atlanta	01/13/88
Clyde Drexler	48	at Portland	11/24/91
Hakeem Olajuwon	47	at Houston	01/22/95
Adrian Dantley	47	at Utah	03/14/86
Dale Ellis	47	at Seattle	01/09/88
Allen Iverson	46	at Philadelphia	02/12/99
Isiah Thomas	46	vs. Detroit	02/08/83
Kevin Durant	45	at Oklahoma	03/22/10

REBOUNDS

Andrew Bynum	30	vs. Los Angeles	04/11/12
Artis Gilmore	28	at Chicago	12/22/78
Moses Malone	26	at Houston	01/14/78
Moses Malone	26	at Houston	04/07/79
Maurice Lucas	26	at New Jersey	02/24/80
Dennis Rodman	26	at Detroit	01/11/93
Dave Cowens	25	vs. Boston	03/22/77
Moses Malone	25	vs. Houston	02/25/79
Wes Unseld	25	vs. Washington	03/18/80
Swen Nater	24	at Buffalo	03/14/78
Dennis Rodman	24	vs. Detroit	01/06/92

ASSISTS

John Stockton	28	at Utah	01/15/91
Kevin Johnson	25	at Phoenix	04/16/94
Kevin Porter	22	at Detroit	12/23/78
John Stockton	21	vs. Utah	04/19/92
Kevin Johnson	20	at Phoenix	04/15/89
John Stockton	20	at Utah	03/03/90
John Stockton	20	vs. Utah	03/11/91
Tiny Archibald	19	vs. Boston	10/23/79
John Stockton	19	at Utah	01/22/92
Six Players	18	latest: Steve Nash at Phoenix	01/29/09
Rajon Rondo	22	at Boston	01/05/11

SPURS 40-POINT GAMES

PLAYER	TIMES OVER 40	RECORD	HIGH	DATE	TIMES OVER 50
George Gervin	65	41-24	63	04/09/78	5 (4-1)
David Robinson	22	16-6	71	04/24/94	3 (3-0)
Mike Mitchell	10	6-4	47	02/19/84	0
Manu Ginobili	6	6-0	48	01/21/05	0
Tim Duncan	5	4-1	53	12/26/01	1 (0-1)
Larry Kenon	4	4-0	51	03/30/80	1 (1-0)
Ron Brewer	2	2-0	44	11/10/81	0
Terry Cummings	2	2-0	52	01/31/90	1 (1-0)
Alvin Robertson	2	1-1	41	12/21/85	0
Tony Parker	3	3-0	55	11/5/08	1 (1-0)
Gene Banks	1	1-0	44	04/13/83	0
Sean Elliott	1	1-0	41	12/18/92	0
Artis Gilmore	1	1-0	40	01/25/83	0

SPURS SINGLE SEASON HIGHS

(NBA SEASONS ONLY)

MINUTES

3,329 — Tim Duncan 01-02
3,241 — David Robinson 93-94
3,211 — David Robinson 92-93
3,204 — Tim Duncan 97-98
3,181 — Tim Duncan 02-03

POINTS

2,585 — George Gervin 79-80
2,551 — George Gervin 81-82
2,383 — David Robinson 93-94
2,365 — George Gervin 78-79
2,238 — David Robinson 94-95

SCORING AVERAGE

33.1 — George Gervin 79-80
32.3 — George Gervin 81-82
29.8 — David Robinson 93-94
29.6 — George Gervin 78-79
27.6 — David Robinson 94-95

TOTAL REBOUNDS

1,367 — Dennis Rodman 93-94
1,063 — David Robinson 90-91
1,043 — Tim Duncan 02-03
1,042 — Tim Duncan 01-02
1,000 — David Robinson 95-96

REBOUNDING AVERAGE

17.3 — Dennis Rodman 93-94
16.8 — Dennis Rodman 94-95
13.0 — David Robinson 90-91
12.9 — Tim Duncan 02-03
12.7 — Tim Duncan 01-02

TOTAL ASSISTS

816 — Johnny Moore 84-85
789 — Avery Johnson 95-96
762 — Johnny Moore 81-82
753 — Johnny Moore 82-83
673 — John Lucas 83-84

ASSISTS AVERAGE

10.7 — John Lucas 83-84
10.0 — Johnny Moore 84-85
9.8 — Johnny Moore 82-83
9.6 — Avery Johnson 95-96
9.6 — Johnny Moore 81-82

FIELD GOAL PCT.

.632 — Steve Johnson (362-573) 85-86
.631 — Artis Gilmore (351-556) 83-84
.626 — Artis Gilmore (556-888) 82-83
.623 — Artis Gilmore (532-854) 84-85
.618 — Artis Gilmore (423-684) 85-86

3-PT. FG PCT.

.472 — Steve Smith (116-246) 01-02
.457 — Matt Bonner (105-230) 10-11
.449 — Danny Ferry (70-156) 00-01
.446 — Brent Barry (128-287) 06-07
.441 — Bruce Bowen (101-229) 02-03

FREE THROW PCT.

.918 — Michael Finley (90-98) 06-07
.896 — Johnny Dawkins (198-221) 87-88
.893 — Johnny Dawkins (100-112) 88-89
.890 — Roger Mason, Jr. (105-118) 08-09
.887 — James Silas (339-382) 79-80
.884 — Manu Ginobili (168-190) 08-09

STEALS

301 — Alvin Robertson 85-86
260 — Alvin Robertson 86-87
243 — Alvin Robertson 87-88
229 — Johnny Moore 84-85
197 — Alvin Robertson 88-89

BLOCKS

320 — David Robinson 90-91
319 — David Robinson 89-90
305 — David Robinson 91-92
278 — George Johnson 80-81
271 — David Robinson 95-96

TURNOVERS

306 — George Gervin 77-78
300 — Larry Kenon 78-79
279 — Tim Duncan 97-98
270 — David Robinson 90-91
263 — Tim Duncan 01-02

PERSONAL FOULS

307 — Mark Olberding 80-81
306 — Paul Griffin 79-80
306 — Artis Gilmore 84-85
300 — Alvin Robertson 87-88
298 — Edgar Jones 83-84

DISQUALIFICATIONS

13 — Steve Johnson 85-86
12 — George Gervin 76-77
11 — Frank Brickowski 87-88
10 — Frank Brickowski 88-89
9 — Paul Griffin 79-80

SPURS SINGLE SEASON ROOKIE HIGHS

POINTS

1,993 — David Robinson 89-90
1,731 — Tim Duncan 97-98
1,508 — Willie Anderson 88-89
988 — Walter Berry 86-87
957 — Greg Anderson 87-88

SCORING AVERAGE

24.3 — David Robinson 89-90
21.1 — Tim Duncan 97-98
18.6 — Willie Anderson 88-89
17.6 — Walter Berry 86-87
11.7 — Vernon Maxwell 88-89

FIELD GOAL PERCENTAGE

.589 — Ozell Jones (106-180) 84-85
.556 — DeJuan Blair (275-495) 09-10
.552 — Swen Nater (383-694) 73-74
.551 — Michael Wiley (76-138) 80-81
.549 — Tim Duncan (706-1,287) 97-98

3-PT. FG PERCENTAGE

.419 — Gary Neal (129-309) 10-11
.408 — Beno Udrih (58-142) 04-05
.394 — Cory Alexander (26-66) 95-96
.376 — Kawhi Leonard (41-109) 11-12
.345 — Manu Ginobili (51-148) 02-03

FREE THROW PERCENTAGE

.866 — Sean Elliott (187-216) 89-90
.848 — Sean Higgins (28-33) 90-91
.808 — Gary Neal (81-100) 10-11
.801 — Johnny Dawkins (153-191) 86-87
.781 — George Hill (114-146) 08-09

REBOUNDS

983 — David Robinson 89-90
977 — Tim Duncan 97-98
526 — DeJuan Blair 09-10
513 — Greg Anderson 87-88
417 — Willie Anderson 88-89

MINUTES

3,204 — Tim Duncan 97-98
3,002 — David Robinson 89-90
2,738 — Willie Anderson 88-89
2,267 — Tony Parker 01-02
2,065 — Vernon Maxwell 88-89

ASSISTS

373 — Johnny Moore 80-81
372 — Willie Anderson 88-89
334 — Tony Parker 01-02
301 — Vernon Maxwell 88-89
290 — Johnny Dawkins 86-87

STEALS

150 — Willie Anderson 88-89
138 — David Robinson 89-90
127 — Alvin Robertson 84-85
120 — Johnny Moore 80-81
96 — Manu Ginobili 02-03

BLOCKED SHOTS

319 — David Robinson 89-90
206 — Tim Duncan 97-98
122 — Greg Anderson 87-88
62 — Willie Anderson 88-89
57 — Ozell Jones 84-85

SPURS HONOR ROLL

1999 NBA CHAMPIONS

2003 NBA CHAMPIONS

2005 NBA CHAMPIONS

2007 NBA CHAMPIONS

NBA DIVISION TITLES

1977-78	- Central Division
1978-79	- Central Division
1980-81	- Midwest Division
1981-82	- Midwest Division
1982-83	- Midwest Division
1989-90	- Midwest Division
1990-91	- Midwest Division
1994-95	- Midwest Division
1995-96	- Midwest Division
1998-99	- Midwest Division
2000-01	- Midwest Division
2001-02	- Midwest Division
2002-03	- Midwest Division
2004-05	- Southwest Division
2005-06	- Southwest Division
2008-09	- Southwest Division
2010-11	- Southwest Division
2011-12	- Southwest Division

NBA MOST VALUABLE PLAYER

94-95	- David Robinson
01-02	- Tim Duncan
02-03	- Tim Duncan

NBA SCORING TITLES

77-78	- George Gervin, 27.2 ppg
78-79	- George Gervin, 29.6 ppg
79-80	- George Gervin, 33.1 ppg
81-82	- George Gervin, 32.3 ppg
93-94	- David Robinson, 29.8 ppg

NBA REBOUNDING TITLES

90-91	- David Robinson, 13.0 rpg
93-94	- Dennis Rodman, 17.3 rpg
94-95	- Dennis Rodman, 16.8 rpg

NBA ASSISTS TITLES

81-82	- Johnny Moore, 9.6 apg
-------	-------------------------

NBA BLOCKED SHOTS TITLES

80-81	- George Johnson, 3.39 bpg
81-82	- George Johnson, 3.12 bpg
91-92	- David Robinson, 4.49 bpg

NBA STEALS TITLE

85-86	- Alvin Robertson, 3.67 spg
86-87	- Alvin Robertson, 3.21 spg

FIELD GOAL PERCENTAGE TITLES

82-83	- Artis Gilmore, .626
83-84	- Artis Gilmore, .631
85-86	- Steve Johnson, .632

3-PT. FG PERCENTAGE TITLES

82-83	- Mike Dunleavy, .345
01-02	- Steve Smith, .472
02-03	- Bruce Bowen, .441
10-11	- Matt Bonner, .457

NBA ALL-STAR GAMES

1977	- George Gervin
1978	- George Gervin
	- Larry Kenon
1979	- George Gervin
	- Larry Kenon
1980	- George Gervin
1981	- George Gervin
1982	- George Gervin
1983	- George Gervin
	- Artis Gilmore
1984	- George Gervin
1985	- George Gervin
1986	- Artis Gilmore
	- Alvin Robertson
1987	- Alvin Robertson

1988	- Alvin Robertson
1990	- David Robinson
1991	- David Robinson
1992	- David Robinson
1993	- Sean Elliott
	- David Robinson
1994	- David Robinson
1995	- David Robinson
1996	- Sean Elliott
	- David Robinson
1998	- Tim Duncan
	- David Robinson
2000	- Tim Duncan
	- David Robinson
2001	- Tim Duncan
	- David Robinson
2002	- Tim Duncan
2003	- Tim Duncan
2004	- Tim Duncan
2005	- Tim Duncan
	- Manu Ginobili
2006	- Tim Duncan
	- Tony Parker
2007	- Tim Duncan
	- Tony Parker
2008	- Tim Duncan
2009	- Tim Duncan
	- Tony Parker
2010	- Tim Duncan
2011	- Tim Duncan
	- Manu Ginobili
2012	- Tony Parker

ALL-NBA FIRST TEAM

77-78	- George Gervin
78-79	- George Gervin
79-80	- George Gervin
80-81	- George Gervin
81-82	- George Gervin
90-91	- David Robinson
91-92	- David Robinson
94-95	- David Robinson
95-96	- David Robinson
97-98	- Tim Duncan
98-99	- Tim Duncan
99-00	- Tim Duncan
00-01	- Tim Duncan
01-02	- Tim Duncan
02-03	- Tim Duncan
03-04	- Tim Duncan
04-05	- Tim Duncan
06-07	- Tim Duncan

ALL-NBA SECOND TEAM

76-77	- George Gervin
82-83	- George Gervin
85-86	- Alvin Robertson
93-94	- David Robinson
97-98	- David Robinson
05-06	- Tim Duncan
07-08	- Tim Duncan
08-09	- Tim Duncan
11-12	- Tony Parker

ALL-NBA THIRD TEAM

89-90	- David Robinson
92-93	- David Robinson
94-95	- Dennis Rodman
99-00	- David Robinson
00-01	- David Robinson
07-08	- Manu Ginobili
08-09	- Tony Parker
09-10	- Tim Duncan
10-11	- Manu Ginobili

NBA ROOKIE OF THE YEAR

89-90	- David Robinson
97-98	- Tim Duncan

NBA ALL-ROOKIE FIRST TEAM

87-88	- Greg Anderson
88-89	- Willie Anderson
89-90	- David Robinson
97-98	- Tim Duncan
01-02	- Tony Parker
10-11	- Gary Neal
11-12	- Kawhi Leonard

NBA ALL-ROOKIE SECOND TEAM

89-90 – Sean Elliott
02-03 – Manu Ginobili
09-10 – DeJuan Blair

NBA DEFENSIVE PLAYER OF THE YEAR

85-86 – Alvin Robertson
91-92 – David Robinson

NBA ALL-DEFENSIVE FIRST TEAM

86-87 – Alvin Robertson
90-91 – David Robinson
91-92 – David Robinson
94-95 – David Robinson
– Dennis Rodman
95-96 – David Robinson
98-99 – Tim Duncan
99-00 – Tim Duncan
00-01 – Tim Duncan
01-02 – Tim Duncan
02-03 – Tim Duncan
03-04 – Bruce Bowen
04-05 – Bruce Bowen
– Tim Duncan
05-06 – Bruce Bowen
06-07 – Bruce Bowen
– Tim Duncan
07-08 – Bruce Bowen
– Tim Duncan

NBA ALL-DEFENSIVE SECOND TEAM

80-81 – George Johnson
85-86 – Alvin Robertson
87-88 – Alvin Robertson
88-89 – Alvin Robertson
89-90 – David Robinson
92-93 – David Robinson
93-94 – David Robinson
– Dennis Rodman
97-98 – Tim Duncan
– David Robinson
98-99 – David Robinson
01-02 – Bruce Bowen
02-03 – Bruce Bowen
03-04 – Tim Duncan
05-06 – Tim Duncan
08-09 – Tim Duncan
09-10 – Tim Duncan

NBA SIXTH MAN AWARD

07-08 – Manu Ginobili

NBA SPORTSMANSHIP AWARD

97-98 – Avery Johnson
00-01 – David Robinson
01-02 – Steve Smith

MOST IMPROVED PLAYER

85-86 – Alvin Robertson

NBA IBM AWARD

89-90 – David Robinson
90-91 – David Robinson
93-94 – David Robinson
94-95 – David Robinson
95-96 – David Robinson
01-02 – Tim Duncan

NBA EXECUTIVE OF THE YEAR

77-78 – Angelo Drossos
89-90 – Bob Bass

NBA COACH OF THE YEAR

02-03 – Gregg Popovich
11-12 – Gregg Popovich

NBA PLAYER OF THE WEEK

01/27/80 – George Gervin
11/15/81 – Ron Brewer
12/06/81 – George Gervin
01/03/82 – George Gervin
03/07/82 – George Gervin
01/30/83 – Artis Gilmore
12/15/85 – Alvin Robertson
11/23/86 – Alvin Robertson
12/24/89 – Terry Cummings

02/26/90 – David Robinson
03/25/90 – David Robinson
04/22/90 – David Robinson
12/01/91 – David Robinson
11/29/92 – David Robinson
12/27/92 – Sean Elliott
01/03/93 – David Robinson
12/05/93 – David Robinson
02/06/94 – David Robinson
02/20/94 – David Robinson
03/06/94 – David Robinson
04/24/94 – David Robinson
04/02/95 – David Robinson
01/14/96 – David Robinson
12/28/97 – David Robinson
02/02/98 – David Robinson
03/01/98 – Tim Duncan
03/08/99 – Tim Duncan
11/28/99 – Tim Duncan
04/02/00 – Tim Duncan
01/28/01 – Tim Duncan
03/05/01 – Derek Anderson
11/11/01 – Tim Duncan
11/25/01 – Tim Duncan
12/30/01 – Tim Duncan
03/17/02 – Tim Duncan
03/24/02 – Tim Duncan
04/07/02 – Tim Duncan
12/20/02 – Tim Duncan
12/27/02 – Tim Duncan
01/26/03 – Tim Duncan
02/16/03 – Tim Duncan
03/30/03 – Tim Duncan
02/08/04 – Tim Duncan
01/09/05 – Bruce Bowen
02/13/06 – Tony Parker
03/12/07 – Manu Ginobili
04/09/07 – Tim Duncan
11/26/07 – Tony Parker
02/25/08 – Manu Ginobili
12/15/08 – Tim Duncan
02/02/09 – Tony Parker
03/30/09 – Tony Parker
11/30/09 – Tim Duncan
03/29/10 – Manu Ginobili
12/20/10 – Tony Parker
03/14/11 – Tony Parker

NBA PLAYER OF THE MONTH

01/80 – George Gervin
12/85 – Alvin Robertson
01/91 – David Robinson
02/94 – David Robinson
03/95 – David Robinson
03/96 – David Robinson
03/99 – Tim Duncan
12/01 – Tim Duncan
03/02 – Tim Duncan
04/02 – Tim Duncan

NBA COACH OF THE MONTH

03/83 – Stan Albeck
12/85 – Cotton Fitzsimmons
01/93 – John Lucas
02/95 – Bob Hill
04/95 – Bob Hill
03/96 – Bob Hill
04/99 – Gregg Popovich
03/01 – Gregg Popovich
03/02 – Gregg Popovich
01/03 – Gregg Popovich
03/03 – Gregg Popovich
12/03 – Gregg Popovich
12/05 – Gregg Popovich
03/06 – Gregg Popovich
03/07 – Gregg Popovich
11/07 – Gregg Popovich
11/10 – Gregg Popovich
12/10 – Gregg Popovich
2/12 – Gregg Popovich
3/12 – Gregg Popovich

NBA ROOKIE OF THE MONTH

03/88 – Greg Anderson
11/88 – Willie Anderson
11/89, 12/89, 1/90, 2/90, 3/90 & 4/90 – David Robinson
11/97, 12/97, 1/98, 2/98, 3/98 & 4/98 – Tim Duncan
03/03 – Manu Ginobili
12/04 – Beno Udrih

SPURS AMONG LEAGUE LEADERS

1976-77

Mike Gale	— 8th in assists	5.8 apg
	— 5th in steals	2.33 spg
George Gervin	— 9th in scoring	23.1 ppg
	— 4th in FG%	.544 (726-1335)
Larry Kenon	— 12th in scoring	21.9 ppg
	— 10th in rebounds	11.3 rpg
Billy Paultz	— 9th in blocks	2.11 bpg

1977-78

Mike Gale	— 4th in steals	2.27 spg
George Gervin	— 1st in scoring	27.2 ppg
	— 7th in FG%	.536 (864-1611)
Larry Kenon	— 19th in scoring	20.6 ppg
	— 8th in FT%	.854 (276-323)
Billy Paultz	— 9th in FG%	.529 (518-979)
	— 5th in blocks	2.43 bpg

1978-79

George Gervin	— 1st in scoring	29.6 ppg
Larry Kenon	— 15th in scoring	22.1 ppg

1979-80

George Gervin	— 1st in scoring	33.1 ppg
Larry Kenon	— 20th in scoring	20.1 ppg
James Silas	— 4th in FT%	.887 (339-382)

1980-81

George Gervin	— 3rd in scoring	27.1 ppg
George Johnson	— 1st in blocks	3.39 bpg

1981-82

Mike Bratz	— 9th in 3-PT FG%	.333 (46-138)
George Gervin	— 1st in scoring	32.3 ppg
	— 4th in FT%	.864 (555-642)
Mike Mitchell	— 18th in scoring	20.5 ppg
Johnny Moore	— 1st in assists	9.6 apg
	— 9th in steals	2.06 spg
George Johnson	— 1st in blocks	3.12 bpg

1982-83

Mike Dunleavy	— 1st in 3-PT FG%	.345 (67-194)
George Gervin	— 4th in scoring	26.2 ppg
	— 4th in FT%	.853 (517-606)
Artis Gilmore	— 1st in FG%	.626 (556-888)
	— 4th in rebounds	12.0 rpg
	— 5th in blocks	2.34 bpg
Johnny Moore	— 2nd in assists	9.8 apg
	— 3rd in steals	2.52 spg

1983-84

George Gervin	— 6th in scoring	25.9 ppg
Artis Gilmore	— 1st in FG%	.631 (351-556)
	— 5th in blocks	2.06 bpg
John Lucas	— 4th in assists	10.7 apg

Mike Mitchell — 8th in scoring 23.3 ppg

Johnny Moore — 5th in assists 9.6 apg
— 3rd in 3-PT FG% .322 (28-87)

1984-85

Artis Gilmore — 2nd in FG% .623 (532-854)
— 9th in rebounds 10.4 rpg
— 7th in blocks 2.14 bpg

Mike Mitchell — 17th in scoring 22.2 ppg

Johnny Moore — 3rd in assists 10.0 apg
— 2nd in steals 2.79 spg

1985-86

Artis Gilmore — 2nd in FG% .618 (423-684)

Mike Mitchell — 9th in scoring 23.4 ppg

George Johnson — 1st in FG% .632 (362-573)

Alvin Robertson — 1st in steals 3.67 spg

1986-87

Artis Gilmore — 2nd in FG% .597 (346-580)

Alvin Robertson — 1st in steals 3.21 spg

1987-88

Walter Berry — 5th in FG% .563 (540-960)

Johnny Dawkins — 5th in FT% .896 (198-221)

Alvin Robertson — 2nd in steals 2.96 spg

1988-89

Alvin Robertson — 2nd in steals 3.03 spg

1989-90

Terry Cummings — 16th in scoring 22.4 ppg

David Robinson — 10th in scoring 24.3 ppg
— 2nd in rebounds 12.0 rpg
— 3rd in blocks 3.89 bpg

1990-91

David Robinson — 9th in scoring 25.6 ppg
— 1st in rebounds 13.0 rpg
— 2nd in blocks 3.90 bpg
— 9th in FG% .552 (754-1366)

1991-92

David Robinson — 7th in scoring 23.2 ppg
— 4th in rebounds 12.2 rpg
— 7th in FG% .551 (592-1074)
— 5th in steals 2.32 spg
— 1st in blocks 4.49 bpg

Rod Strickland — 5th in assists 8.6 apg

1992-93

Antoine Carr — 10th in FG% .538 (379-705)

David Robinson — 9th in scoring 23.4 ppg
— 9th in rebounds 11.7 rpg
— 5th in blocks 3.22 bpg

1993-94

David Robinson — 1st in scoring 29.8 ppg
— 3rd in blocks 3.31 bpg

Dennis Rodman — 1st in rebounds 17.3 rpg

SPURS AMONG LEAGUE LEADERS

1994-95

Avery Johnson	— 7th in assists	8.2 apg
David Robinson	— 3rd in scoring	27.6 ppg
	— 7th in rebounds	10.8 rpg
	— 4th in blocks	3.23 bpg
Dennis Rodman	— 1st in rebounds	16.8 rpg

1995-96

Avery Johnson	— 3rd in assists	9.6 apg
David Robinson	— 5th in scoring	25.0 ppg
	— 2nd in rebounds	12.2 rpg
	— 3rd in blocks	3.30 bpg

1996-97

Avery Johnson	— 17th in assists	6.8 apg
---------------	-------------------	---------

1997-98

Tim Duncan	— 13th in scoring	21.1 ppg
	— 3rd in rebounds	11.9 rpg
	— 6th in blocks	2.51 bpg
	— 4th in FG%	.549 (706-1287)
David Robinson	— 10th in scoring	21.6 ppg
	— 5th in rebounds	10.6 rpg
	— 5th in blocks	2.63 bpg

1998-99

Tim Duncan	— 7th in scoring	21.7 ppg
	— 5th in rebounds	11.4 rpg
	— 7th in blocks	2.52 bpg
	— 10th in FG%	.495 (418-845)
Mario Elie	— 9th in FT%	.866 (103-119)
Avery Johnson	— 9th in assists	7.4 apg
David Robinson	— 10th in rebounds	10.0 rpg
	— 9th in blocks	2.43 bpg
	— 5th in FG%	.509 (268-527)

1999-00

Tim Duncan	— 9th in scoring	23.2 ppg
	— 3rd in rebounds	12.4 rpg
	— 7th in blocks	2.23 bpg
Terry Porter	— 6th in 3PT-FG%	.435 (90-207)
David Robinson	— 9th in rebounds	9.6 rpg
	— 6th in blocks	2.29 bpg
	— 6th in FG%	.512 (528-1031)

2000-01

Tim Duncan	— 14th in scoring	22.2 ppg
	— 4th in rebounds	12.2 rpg
	— 9th in blocks	2.34 bpg
Danny Ferry	— 5th in 3PT-FG%	.449 (70-156)
David Robinson	— 8th in blocks	2.46 bpg

2001-02

Tim Duncan	— 5th in scoring	25.5 ppg
	— 2nd in rebounds	12.7 rpg
	— 4th in blocks	2.48 bpg
	— 9th in FG%	.508 (764-1504)
Steve Smith	— 1st in 3PT-FG%	.472 (116-246)
	— 8th in FT%	.878 (159-181)

2002-03

Bruce Bowen	— 1st in 3PT-FG%	.441
Tim Duncan	— 7th in scoring	23.3 ppg
	— 3rd in rebounds	12.9 rpg
	— 3rd in blocks	2.93 bpg
	— 7th in FG%	.513 (714-1392)

2003-04

Tim Duncan	— 8th in scoring	22.3 ppg
	— 2nd in rebounds	12.4 rpg
	— 10th in FG%	.501 (592-1181)
	— 4th in blocks	2.68 bpg
Manu Ginobili	— 7th in steals	1.77 spg
Hedo Turkoglu	— 8th in 3PT-FG%	.419 (101-241)
Charlie Ward	— 10th in 3PT-FG%	.408 (84-206)

2004-05

Tim Duncan	— 3rd in blocks	2.64 bpg
------------	-----------------	----------

2005-06

Tim Duncan	— 5th in rebounds	11.0 rpg
Tony Parker	— 3rd in FG%	.548 (623-1,136)
Bruce Bowen	— 9th in 3PT-FG%	.424 (104-245)

2006-07

Tim Duncan	— 20th in scoring	20.0 ppg
	— 7th in rebounds	10.6 rpg
	— 9th in FG%	.546 (618-1,131)
	— 5th in blocks	2.38 bpg
Brent Barry	— 3rd in 3PT-FG%	.446 (128-287)

2007-08

Tim Duncan	— 4th in rebounds	11.3 rpg
	— 8th in blocks	1.95 bpg

2008-09

Tim Duncan	— 4th in rebounds	10.7 rpg
	— 11th in blocks	1.68 bpg
Tony Parker	— 11th in assists	6.9 apg
	— 12th in scoring	22.0 ppg
Manu Ginobili	— 8th in FT%	.884 (168-190)
Matt Bonner	— 8th in 3PT-FG%	.440 (118-268)

2009-10

Tim Duncan	— 8th in rebounds	10.1 rpg
Manu Ginobili	— 11th in FT%	.870 (309-355)

2010-11

Matt Bonner	— 1st in 3PT-FG%	.457 (105-230)
Tim Duncan	— 8th in blocks	1.92
	— 12th in rebounds	8.9 rpg
Manu Ginobili	— 11th in steals	1.54 spg
	— 12th in FT%	.871 (357-410)
George Hill	— 17th in FT%	.863 (233-270)
Richard Jefferson	— T-4th in 3PT-FG%	.440 (135-307)
Tony Parker	— 15th in assists	6.6 apg
	— 17th in FG%	.519 (555-1,069)

2011-12

DeJuan Blair	— 9th in FG%	.534 (269-504)
Tim Duncan	— 15th in rebounds	9.0 rpg
Danny Green	— 9th in 3FG%	.436 (102-234)
Tony Parker	— 8th in Assists	7.7 apg

SPURS ALL-TIME DRAFT HISTORY

THE ABA DRAFT

1967

First Five Rounds

Matthew Aitch, Michigan St.

Jim Burns, Northwestern

Gary Gray, Oklahoma City

Pat Riley, Kentucky

Jamie Thompson, Wichita St.

Additional Rounds

Paul Brateris, Tennessee Wesleyan

Jeff Fitch, East Texas St.

Ted Manning, North Carolina A&T

Duane Heckman, Dickinson College

Gilbert McDowell, Tennessee Wesleyan

Jerry Southwood, Vanderbilt

Tom Storm, Montana St.

1968

First Five Rounds

Shaler Halimon, Utah St.

Rich Jones, Memphis St.

Bob Lewis, South Carolina St.

John Smith, Southern Colorado St.

Jo Jo White, Kansas

Second Five Rounds

Wally Anderzunas, Creighton

Ron Boone, Idaho St.

Glen Combs, Virginia Tech

C.A. Core, SE Louisiana

Roy Manning, Lane College

Third Five Rounds

Billy Arnold, Texas

Gene Jones, Missouri

Gene Littles, High Point

Mickey McCarty, TCU

Calvin Pettit, Central Missouri St.

Additional Rounds

Willie Worsley, Texas-El Paso

1969

First Five Rounds

Willie Brown, Middle Tennessee St.

Bobby Christian, Grambling

Tom Hagan, Vanderbilt

A.W. Holt, Jackson St.

Charlie Robison, Smith College

Cliff Shegogg, Colorado St.

Second Five Rounds

Butch Beard, Louisville

Jake Ford, Maryland St.

Jud Roberts, Mercer University

Ron Sanford, New Mexico

Willie Scott, Troy St.

1970

First Five Rounds

Nate Archibald, Texas-El Paso

Immanuel Cannon, Grambling

Bob Croft, Tennessee

Joe Hamilton, North Texas St.

John Johnson, Iowa

Stan Love, Oregon

Second Five Rounds

Michael Bernard, Kentucky St.

Bill Cain, Iowa St.

Randall Causey, McMurry

Al Henry, Wisconsin

Steve Patterson, UCLA

Glen Vidnovic, Iowa

Third Five Rounds

Paul Brown, Arkansas Tech

Ron Pitts, Wiley College

1971

First Three Rounds

Roger Brown, Kansas

Stan Love, Oregon

Gary Nelson, Duquesne

Walt Szczerbiak, George Washington

Sidney Wicks, UCLA

Additional Rounds

4. Gene Phillips, SMU

5. Collis Jones, Notre Dame

6. George Trapp, Long Beach St.

7. Sterling Quant, Central St.

8. Curtis Rowe, UCLA

9. Jimmy Guymon, E. New Mexico St.

10. Gene Knolle, Texas Tech

11. Al Shumate, North Texas St.

12. Willie Hart, Grambling

13. Eugene (Goo) Kennedy, TCU

14. Bill Brickhouse, Montana St.

15. William Chatman, Baylor

16. Harry Taylor, Los Angeles Baptist

17. Dan McGhee, Howard Payne

1972

First Five Rounds

LaRue Martin, Loyola, Chicago

Mike Ratliff, Eau Claire St.

Bob Morse, Penn

Bill Walton, UCLA

Steve Hawes, Washington

Additional Rounds

Jim Creighton, Colorado

Frank Schade, Eau Claire St.

Ansley Truitt, California

Wayne Grabiec, Michigan

Jerry Zelinski, Northern Illinois

Jeff Hickman, Houston

Stan Key, Kentucky

Don Wiese, Ripon College

Rhea Taylor, Arizona St.

Ron Williams, Murray St.

Joe Reddick, Albany St.

Al Vilcheck, Louisville

1972

Special Circumstance Draft

1. Kevin Kunnert, Iowa

2. John Brown, Missouri

1973

ABA Dispersal Draft (Held after 1972 season following dissolution of Miami & Pittsburgh)

1. Harley Swift, East Tennessee St. (Pittsburgh)

2. John Gianelli, Pacific (Pittsburgh)

3. Jerry Brucks, Wyoming

(Miami)

4. Bobby Jack, Oklahoma

(Miami)

1973

1. Mike D'Antoni, Marshall

2. Kevin Joyce, South Carolina

3. Tom Kozelko, Toledo

4. Traded to New York

5. Luke Witte, Ohio St.

6. Gary Melchionni, Duke

7. Richie Fuqua, Oral Roberts

8. Henry Wilmore, Michigan

9. Mark Sibley, Northwestern

10. Larry Lilly, Alabama St.

1973

Undergraduate Draft

1. Dwight Jones, Houston

2. Tom Henderson, Hawaii

1973

Supplementary Draft

1. Craig Littlepage, Penn

2. John Coughran, California

3. Bob Fullerton, Xavier

4. Bob Kilgore, Michigan St.

5. Ron Hogue, Georgia

6. John Lang, Augustana

7. Jeff Overhouse, Texas A&M

8. Tim Dominiz, Valdosta St.

9. Bill Harris, Northern Illinois

10. Bob Bodell, Maryland

11. Leon Howard, Wisconsin

12. Jeff Jellison, SE Massachusetts

1974

1. Traded to Virginia

2. Leonard Robinson, Tennessee St.

3. Traded to Utah

3. Collis Temple, LSU (from Kentucky)

4. Fred Saunders, Syracuse

4. Kim Hughes (from Indiana)

5. Eugene Short, Jackson St.

6. Gary Anderson, Wisconsin

7. Gerald Cunningham, Kentucky St.

8. Hercle Ivy, Iowa St.

9. Walter Luckett, Ohio

10. Charles Ogan, Carson-Newman

1975

1. Mark Olberding, Minnesota

2. Traded to Indiana

2. Rick Suttle, Kansas (from Kentucky)

3. Billy Taylor, LaSalle

4. Ken Smith, Tulsa

5. Robert Parish, Centenary

6. Bayard Forrest, Grand Canyon

7. Henry Ward, Jackson St.

8. Gary Tomaszewski, St. Mary's

1976

(NBA Dispersal Draft)

1. Louie Dampier, Kentucky

THE NBA DRAFT

1977

1. Traded to Los Angeles

2. Jeff Wilkins, Illinois St.

3. Dan Henderson, Arkansas St.

4. Matt Hicks, Northern Illinois

5. Scott Sims, Missouri

6. Bruce Buckley, North Carolina

7. Richard Robinson, New Mexico St.

8. Jerome Gladney, Arizona

1978

1. Frankie Sanders, Southern

2. Traded to Seattle

3. Gerald Henderson, Va. Common

4. Rich Adams, Illinois

5. Eugene Parker, Purdue

6. Harry Morgan, Indiana St.

7. Hector Olivencia, Sacred Heart

8. Henry Taylor, Pan American

9. Rick Taylor, Arizona St.

10. Larry Brewster, Florida

1979

1. Wiley Peck, Mississippi St.

2. Traded to Portland

3. Sylvester Norris, Jackson St.

4. Al Daniel, Furman

5. Steve Schall, Arkansas

6. Terry Knight, Pittsburgh

7. Tyrone Branan, Texas

SPURS ALL-TIME DRAFT HISTORY

- 8. Ed Jones, Tennessee St.
- 9. Eddie McLeod, UNLV
- 10. Glen Fine, Harvard

1980

- 1. Reggie Johnson, Tennessee
- 2. Traded to Los Angeles
- 3. Michael Wiley, Long Beach St. (from KC)
- 4. Lavon Mercer, Georgia (from Houston)
- 5. Rich Yonaker, North Carolina
- 6. Calvin Roberts, Cal State-Fullerton
- 7. Gib Hinz, Wisconsin-Eau Claire
- 8. Dean Uthoff, Iowa St.
- 9. Allan Zahn, Arkansas
- 10. Bill Bailey, Pan American
- 11. Al Williams, North Texas St.
- 12. Steve Schall, Arkansas

1981

- 1. Traded to New Jersey
- 2. Gene Banks, Duke (from Cleveland)
- 3. Ed Rains, South Alabama (from Seattle)
- 4. Traded to Washington
- 5. Tom Baker, Eastern Kentucky
- 6. Earl Belcher, St. Bonaventure
- 7. Mike Rhodes, Vanderbilt
- 8. Doc Shavers, Jackson St.
- 9. Mark Mindeman, N. Michigan
- 10. Bob Bartholemew, San Diego
- 11. Leonel Marquetti, Hampton Institute
- 12. Alvin Brooks, Lamar

1982

- 1. Traded to Detroit
- 2. Oliver Robinson, UAB
- 3. Willie Redden, South Florida
- 4. Tony Grier, South Florida
- 5. Clarence Swannagan, Texas Tech
- 6. Jaime Pena, New Mexico St.
- 7. Delonte Taylor, North Texas St.
- 8. Chris Faggi, Memphis St.
- 9. Harry O'Brien, St. Mary's
- 10. Keith White, McMurray

1983

- 1. John Paxson, Notre Dame
- 2. Darrell Lockhart, Auburn (from Atlanta)
- 3. Traded to New Jersey
- 4. Kevin Williams, St. John's (from Los Angeles)
- 5. Traded to Cleveland
- 6. Brant Weidner, William & Mary
- 7. Jeff Pehl, Richmond
- 8. Ricky Hooker, St. Mary's
- 9. Keith Williams, Panhandle St.
- 10. Norville Brown, Oklahoma Christian
- 11. Gary Gaspard, St. Mary's
- 12. Lamar Heard, Georgia

1984

- 1. Alvin Robertson, Arkansas
- 2. Traded to Detroit
- 3. Traded to Kansas City
- 4. Joe Binion, North Carolina A&T (from Denver)
- 5. Joe Devereaux, Ohio
- 6. Ozell Jones, Cal State-Fullerton (from Milwaukee)
- 7. Eric Richardson, Alabama
- 8. Dion Brown, SW Louisiana
- 9. Michael Pitts, California
- 10. Danny Tarkanian, UNLV
- 11. Melvin Roseboro, St. Mary's
- 12. Frank Rodriguez, New Mexico St.

1985

- 1. Alfredrick Hughes, Loyola
- 2. Mike Brittain, South Carolina (from Sacramento)
- 3. Tyrone Corbin, DePaul (from Washington)
- 4. Traded to New Jersey
- 5. Traded to Detroit
- 6. Scott Roth, Wisconsin
- 7. Clayton Olivier, USC
- 8. Chris Harper, Oregon
- 9. Al Young, Virginia Tech

1986

- 1. Johnny Dawkins, Duke
- 2. Kevin Duckworth, Eastern Illinois
- 3. Forrest McKenzie, Loyola Marymount (from N.Y.)
- 4. Carlos Briggs, Baylor
- 5. Earl Kelley, Connecticut
- 6. Kevin Lewis, SMU
- 7. Michael Anderson, Pan American

1987

- 1. David Robinson, Navy
- 2. Greg Anderson, Houston (from L.A. Lakers)
- 3. Nate Blackwell, Temple
- 4. Phil Zevenbergen, Washington
- 5. Todd May, Pikeville
- 6. Dennis Williams, Georgia
- 7. Ricky Brown, South Alabama
- 8. Raynard Davis, Texas

1988

- 1. Willie Anderson, Georgia
- 2. Shelton Jones, St. John's (from New Jersey)
- 3. Traded to Philadelphia
- 4. Barry Sumpter, Austin Peay
- 5. Archie Marshall, Kansas (from L.A. Lakers)

1989

- 1. Sean Elliott, Arizona
- 2. Traded to Milwaukee

1990

- 1. Dwayne Schintzius, Florida
- 2. Tony Massenburg, Maryland (from Milwaukee)
- 3. Traded to L.A. Lakers
- 4. Sean Higgins, Michigan (from L.A. Lakers)

1991

- 1. Traded to Orlando
- 2. Greg Sutton, Oral Roberts

1992

- 1. Tracy Murray, UCLA
- 2. Henry Williams, UNC Charlotte

1993

- 1. Traded to Charlotte
- 2. Chris Whitney, Clemson

1994

- 1. Bill Curley, Boston College
- 2. Traded to Sacramento

1995

- 1. Cory Alexander, Virginia
- 2. Traded to Houston

1996

- 1. Traded to New York
- 2. Traded to Charlotte

1997

- 1. Tim Duncan, Wake Forest
- 2. Traded to Detroit

1998

- 1. Traded to Vancouver
- 2. Derrick Dial, Eastern Michigan

1999

- 1. Traded to Dallas
- 2. Emanuel Ginobili, Argentina

2000

- 1. Traded to Chicago
- 2. Chris Carrawell, Duke
- 3. Traded to L.A. Lakers

2001

- 1. Tony Parker, France
- 2. Robertas Javtokas, Lithuania
- 3. Bryan Bracey, Oregon

2002

- 1. Traded to Philadelphia
- 2. Luis Scola, Argentina
- 3. Traded to Philadelphia

2003

- 1. Traded to Phoenix
- 2. Traded to Detroit

2004

- 1. Beno Udrih, Slovenia
- 2. Viktor Sanikidze, Republic of Georgia (from Atlanta)
- 3. Romain Sato, Xavier
- 4. Sergei Karaulov, Uzbekistan

2005

- 1. Ian Mahinmi, France
- 2. Traded to Atlanta

2006

- 1. Traded to New York
- 2. Traded to Milwaukee

2007

- 1. Tiago Splitter, Brazil
- 2. Marcus Williams, Arizona (from Milwaukee)
- 3. Traded to Toronto

2008

- 1. George Hill, IUPUI
- 2. Malik Hairston, Oregon (from Phoenix)
- 3. James Gist, Maryland

2009

- 1. DeJuan Blair, Pittsburgh
- 2. Jack McClinton, Miami
- 3. Nando De Colo, France

2010

- 1. James Anderson, Oklahoma State
- 2. Ryan Richards, England

2011

- 1. Kawhi Leonard, San Diego State (from Indiana)
- 2. Cory Joseph, Texas
- 3. Davis Bertans, Latvia (from Indiana)
- 4. Adam Hanga, Hungary

2012

- 1. Marcus Denmon, Missouri

KEY DATES IN SPURS HISTORY

OCTOBER 10, 1973

In the first game in San Antonio history, the Spurs fell to the San Diego Conquistadors 121-106 in the HemisFair Arena ... Rich Jones led the Spurs in scoring with 25 points ... the Spurs lost their first four games before claiming their first win on 10/16/73 when they beat the Virginia Squires 116-106.

JANUARY 30, 1974

After a month of fighting, Angelo Drossos pulled off the biggest deal in Spurs history, purchasing George Gervin from the Virginia Squires ... the transaction wasn't a simple one due to legal battles between the Spurs, the Squires and the ABA League Office ... In fact, at one point, the 21-year-old Gervin went into hiding for a week as the three parties battled it out ... in the end Drossos and the Spurs won, and the rest, as they say, is history.

JANUARY 28, 1975

On this date the city of San Antonio hosted the 1975 ABA All-Star Game ... on the West squad were three Spurs, George Gervin, James Silas and Swen Nater ... but the East team dominated the game, posting a 151-124 win in front of 10,449 in the HemisFair Arena ... the coaches that night were Kevin Loughery and Larry Brown.

OCTOBER 22, 1976

The Spurs made their NBA debut, beating the 76ers 121-118 in Philadelphia ... Billy Paultz paced the Spurs with 27 points ... also making his NBA debut that night was Julius Erving of the Sixers ... later in the week, on 10/27/76, the Spurs played their first NBA game in the HemisFair Arena, beating Phoenix 115-106 behind a 41-point effort by Larry Kenon ... the Spurs finished their first NBA season with a 44-38 record and a trip to the playoffs.

APRIL 9, 1978

George Gervin set an NBA record scoring 33 points in the second quarter as the Spurs fell to New Orleans 153-132 in the final game of the regular season ... earlier in the day David Thompson had scored 73 points and entering the game Gervin knew that he needed to score 58 points to edge out Thompson for the 1978 NBA scoring title ... Gervin came through ... he had 53 at halftime and finished the game with 63 points—despite sitting out the fourth quarter—to claim his first scoring title.

APRIL 15, 1983

Spurs announced their All-Decade Team ... on the squad were George Gervin, Artis Gilmore, Mike Mitchell, James Silas and Mark Olberding ... the Iceman was named the Spurs Player of the Decade ... the same night Artis Gilmore scored his 20,000th career point.

FEBRUARY 28, 1984

The Spurs retired the No. 13 worn by James Silas ... it was the first number ever retired by the Spurs franchise and Silas earned the honor ... in his career he appeared in 618 games, scoring 10,290 points and handing out 2,406 assists ... Silas — who was an original Spur — enjoyed his best season in 1975–76 when he averaged 23.8 points, 5.4 assists and 4.0 rebounds ... his career was cut short by a knee injury that he suffered in November of 1976.

MAY 17, 1987

The Spurs won the NBA Draft Lottery in New York ... Bob Bass was on hand with a lucky Red Chameleon ... the good luck charm worked as the Spurs beat out six other teams and won the number one pick in the 1987 Draft, which they used to select All-Star center David Robinson.

DECEMBER 5, 1987

On this night the Spurs retired the No. 44 jersey worn by George Gervin ... 15,786 were on hand to pay tribute to the greatest player in Spurs history ... in his 12 seasons with the Spurs, the Iceman scored 23,602 points and led the NBA in scoring four times.

MAY 27, 1988

Red McCombs purchased the Spurs for \$47 million, becoming the first principal owner of the franchise ... the transaction took place after months of negotiations between McCombs and the Spurs original majority owner, Angelo Drossos.

NOVEMBER 4, 1989

In his first NBA game rookie center David Robinson led the Spurs to a 106-98 win over the Lakers in front of a crowd of 15,868 in the HemisFair Arena ... Robinson didn't miss a beat despite the fact that he had spent the two previous years serving as a Navy ensign, stationed at Kings Bay, GA ... the Admiral finished the game with 23 points and 17 rebounds.

MARCH 26, 1993

On this date a group of 22 investors purchased the franchise from Red McCombs ... the two leaders of the group were Bob Coleman and Robert McDermott ... the original deal was struck on 2/19/93 between the group and McCombs, then a month later the move — with some minor changes — was approved by the NBA League Office.

MAY 20, 1993

The end of an era ... after calling the HemisFair Arena home for 20 years the Spurs played their final game in the Arena falling to the Suns 102-100 in Game 6 of their Western Conference Semifinal series ... in those 20 seasons, the Spurs played 893 regular season and playoff games in the Arena, attracting 9,383,257 fans.

MAY 23, 1995

On this date the NBA announced its 1994-95 Most Valuable Player — Mr. David Robinson ... the Admiral led the Spurs to a 62-20 record — the best mark in the NBA in 1994-95 — and became the first player in San Antonio history to win the award ... Robinson was among league leaders in five categories: scoring, rebounding, blocked shots, steals and field goal percentage.

KEY DATES IN SPURS HISTORY

FEBRUARY 11, 1996

One of the most exciting weekends in San Antonio history was capped with the 46th Annual NBA All-Star Game ... a crowd of 36,037 packed the Alamodome and saw the East defeat the West 129-118 despite solid efforts from Spurs All-Stars David Robinson and Sean Elliott ... the entire 1996 NBA All-Star Weekend was a hit as, for three days, the eyes of the basketball world were focused on the Alamo City.

MAY 6, 1996

In Springfield, Massachusetts, George Gervin was inducted into the Naismith Memorial Basketball Hall of Fame ... the honor is one that Gervin deserves ... in his 14-year professional career he scored 26,595 points which is the 12th highest total in history.

MAY 17, 1997

Ten years after winning the 1987 NBA Draft Lottery, the Spurs won the 1997 Lottery and the right to select Wake Forest star Tim Duncan ... winning the lottery was one of the few bright spots for the Spurs during the 1996-97 season ... they limped through the year without David Robinson and others, finishing with a 20-62 mark.

MARCH 20, 1998

On this date the Spurs retired the No. 00 of point guard Johnny Moore ... in his nine seasons with the Spurs, Moore appeared in 519 games, averaging 9.4 points and 7.4 assists per game ... Moore — whose career was cut short by Desert Fever — joined George Gervin and James Silas becoming just the third player in Spurs history to have their number retired by the franchise.

JUNE 25, 1999

An Avery Johnson 18-foot jumper with 47.0 seconds left gave the Spurs a 78-77 lead over the New York Knicks in Madison Square Garden in Game 5 of the 1999 NBA Finals ... neither team scored another point, as the Spurs held on to win the game and capture their first NBA Championship.

JUNE 15, 2003

Stephen Jackson's jumper gives the Spurs the lead with 6:34 left in the fourth quarter of Game 6 of the NBA Finals ... the Spurs outscore the Nets 15-5 down the stretch to clinch the second NBA Championship in franchise history.

NOVEMBER 10, 2003

David Robinson had his No. 50 hoisted into the rafters of the AT&T Center ... Robinson retired as the Spurs all-time NBA leader in games, points, rebounds, steals and blocks ... he finished his career with a pair of NBA Championships (1999 and 2003) and a legacy off the court thanks to the Carver Academy, a school on the East Side of San Antonio created by Robinson.

MARCH 6, 2005

The Spurs retired Sean Elliott's No. 32 ... Elliott, who played 11 years in the Silver and Black, ended his career as the Spurs all-time leader in three-point field goals made (with 563) and attempted (1,485) ... the two-time NBA All-Star helped lead the Spurs to their first NBA Championship in 1999.

JUNE 23, 2005

The Spurs defeated the Pistons in Game 7 of the NBA Finals to capture their third NBA Championship in seven years ... Tim Duncan joined Magic Johnson, Michael Jordan and Shaquille O'Neal as the only players to capture three Finals MVP awards ... Duncan finished with 25 points and 11 rebounds to propel the Spurs to a 81-74 victory.

JUNE 14, 2007

Four-for-four ... the Spurs won their fourth NBA Championship by sweeping the Cavaliers in the 2007 Finals ... San Antonio won Game 4 in Cleveland 83-82 behind 27 points from Manu Ginobili and 24 from Tony Parker ... Parker, who averaged 24.5 points while shooting .568 from the field, made NBA history becoming the first European-born player to be named the Finals MVP.

DECEMBER 22, 2007

Avery Johnson became the sixth Spur to have his jersey retired ... during his 10 years in San Antonio, AJ appeared in 644 games and is the Spurs all-time assists leader (handing out 4,474) ... the starting point guard for the Spurs 1999 NBA Championship team ... his No. 6 now hangs alongside two former teammates: Sean Elliott and David Robinson.

SEPTEMBER 11, 2009

David Robinson's career is capped off with his induction to the Naismith Memorial Basketball Hall of Fame ... over his 14-year career he averaged 21.1 points, 10.6 rebounds and 2.99 blocks in 987 regular season games ... a 10-time NBA All-Star, Robinson was the first Spurs player to win the MVP Award (1995) ... was named one of the NBA's 50 Greatest Players in 1996.

DECEMBER 12, 2010

Less than a month after becoming the Spurs all-time NBA scoring leader, Tim Duncan surpasses David Robinson as the Silver and Black's all-time leader in games played, taking the floor for the 988th time in his storied career.

MARCH 21, 2012

Known as one of the best defenders of his era, Bruce Bowen has his jersey retired in the rafters of the AT&T Center ... spent nine seasons (2001-09) with the Spurs and was a member of three NBA Championship teams (2003, 2005 and 2007) ... earned a spot on the NBA's All-Defensive Team in eight of his nine seasons ... On Feb. 22, 2002, started a streak of 500 consecutive games played and started which lasted until March 14, 2008 (Spurs franchise record).

SPURS ALL-TIME TRANSACTIONS

(NBA SEASONS ONLY)

1976-77

August 5: Selected Louie Dampier in the NBA Dispersal Draft.
 August 20: Signed Mike D'Antoni.
 October 19: Waived Ken Smith.
 November 4: Signed Louie Nelson.
 November 16: Acquired Mack Calvin from the L.A. Lakers.
 November 17: Waived Louie Nelson.
 November 22: Waived Mike D'Antoni.
 December 13: Waived Henry Ward.
 February 11: Waived Mack Calvin.
 April 19: Signed Rick Bullock.
 May 5: Re-signed Head Coach Doug Moe.

1977-78

July 20: Signed draft pick Jeff Wilkins.
 October 14: Signed Jim Eakins;
 Released Jeff Wilkins.
 November 12: Acquired Mike Green from Seattle for second round draft picks in 1978 and 1979.
 November 22: Waived Jim Eakins.
 November 28: Waived Scott Sims.
 April 14: Named George Karl Assistant Coach.
 May 8: Re-signed Mike Gale.
 May 11: Signed Head Coach Doug Moe to a contract extension.

1978-79

June 12: Re-signed Billy Paultz.
 July 7: Acquired Mel Davis from New Orleans for a third round draft pick in 1979.
 September 20: Waived Gerald Henderson and Marshall Rogers.
 September 23: Re-signed George Gervin.
 September 25: Waived Rich Adams.
 October 2: Waived Moe Layton.

1979-80

June 26: Acquired the rights to draft choice Johnny Moore from Seattle for cash.
 July 19: Signed draft choice Wiley Peck.
 July 20: Acquired Paul Griffin from Utah compensating the loss of Allan Bristow.
 July 23: Signed draft choices Johnny Moore, Sylvester Norris, Al Daniel and Terry Knight.
 August 31: Acquired Kevin Restani from Milwaukee for cash.
 September 5: Acquired Tate Armstrong from Chicago compensating the loss of Coby Dietrick.
 September 12: Re-signed Larry Kenon.
 September 13: Traded Mike Green to Kansas City for a second round draft pick in 1980 and cash.
 October 5: Acquired Irv Kiffin from the Los Angeles Lakers for a second round draft pick in 1980.
 December 19: Waived Irv Kiffin.
 January 18: Acquired John Shumate and cash from Houston for Billy Paultz.
 March 22: Signed Tim Bassett.

1980-81

June 6: Waived Tim Bassett.
 June 11: Named Stan Albeck Head Coach.
 June 12: Named Morris McHone Assistant Coach.
 June 18: Signed Johnny Moore.
 July 7: Signed Ed Lawrence and Danny Salisbery.
 July 28: Renegotiated the contract of George Gervin.
 August 15: Signed George Johnson.
 September 12: Received second round draft picks from Cleveland and Seattle as compensation for losing Larry Kenon.
 September 26: Acquired Dave Corzine from Washington for second round picks in 1981 and 1982.
 October 4: Waived Sylvester Norris.
 October 6: Traded Mike Evans to Milwaukee for cash.
 November 24: Traded John Shumate to Seattle for cash.
 December 19: Acquired Ron Brewer from Portland for Mike Gale.
 February 8: Signed Gus Gerard to a 10-day contract.
 March 2: Released Gus Gerard.

1981-82

June 16: Traded James Silas and rights to Rich Yonakor to Cleveland for 1982 second round pick and cash.
 July 24: Signed draft choices Gene Banks and Ed Rains.
 October 28: Acquired Mike Bratz from Cleveland for a third round draft pick in 1983.
 December 21: Waived Kevin Restani.
 December 24: Acquired Mike Mitchell and Roger Phegley from Cleveland for Ron Brewer and Reggie Johnson.
 December 29: Signed Steve Hayes to a 10-day contract.
 February 16: Acquired John Lambert from Kansas City for a third round draft pick in 1984 and cash.
 March 8: Signed Rich Yonakor to a 10-day contract.
 March 29: Signed Rich Yonakor for the remainder of the season.
 May 20: Re-signed Head Coach Stan Albeck.
 May 25: Re-signed Assistant Coach Morris McHone.

1982-83

July 22: Acquired Artis Gilmore from Chicago for Dave Corzine and Mark Olberding.
 July 30: Re-signed Rich Yonakor; Signed Walter Daniels and Daryl Braden.
 September 28: Acquired Jim Johnstone and second round draft picks in 1983 and 1985 from Atlanta for George Johnson.
 September 30: Signed draft choices Oliver Robinson and Willie Redden.
 October 14: Re-signed Johnny Moore.
 October 16: Signed Mike Dunleavy as a veteran free agent from Houston.
 October 18: Signed Bill Willoughby as a veteran free agent from Houston.
 October 26: Waived Willie Redden and U.S. Reed.
 December 14: Waived Jim Johnstone.
 January 18: Signed Coby Dietrick to a 10-day contract. Chicago received a fourth round draft pick in 1983 for relinquishing his rights.
 February 8: Waived Coby Dietrick.
 February 9: Signed Mike Sanders.
 February 10: Waived Bill Willoughby. Acquired Edgar Jones from Detroit for a second round draft pick in 1984 and a third round selection in 1985.
 March 4: Signed Geoff Crompton to a 10-day contract.
 March 14: Signed Geoff Crompton for the remainder of the season.
 March 23: Signed Robert Smith.
 April 6: Signed Billy Paultz.
 April 7: Waived Geoff Crompton.

1983-84

June 10: Named Morris McHone Head Coach;
 Named Allan Bristow Assistant Coach.
 June 15: Acquired Fred Roberts from New Jersey for rights to Head Coach Stan Albeck.
 July 1: Signed Mike Mitchell.
 July 11: Acquired Dave Batton from Washington for future considerations.
 August 3: Waived Ed Rains.
 August 17: Signed draft pick Darrell Lockhart;
 Signed David Lawrence.
 August 22: Signed draft choice Kevin Williams.
 October 14: Waived Robert Smith.
 October 17: Acquired Keith Edmonson from Atlanta for cash.
 Waived Mike Sanders.
 October 18: Waived Oliver Robinson.
 October 25: Waived David Lawrence.
 November 4: Acquired Mark McNamara from Philadelphia for a second round draft pick in 1986; Waived Darrell Lockhart.
 November 10: Waived Dave Batton.
 December 4: Signed John Lucas; Waived Roger Phegley.
 December 12: Waived Kevin Williams.
 December 28: Named Bob Bass Head Coach replacing Morris McHone.
 January 2: Signed Robert Miller to a 10-day contract.
 January 11: Waived Robert Miller.
 January 12: Signed Dave Robisch to a 10-day contract.
 January 21: Acquired Ron Brewer from Golden State for a second round draft pick in 1985 and cash; Received a second round draft pick in 1984 for Keith Edmonson.
 Waived Dave Robisch.
 January 22: Signed Steve Lingenfelter to a 10-day contract.
 February 25:

SPURS ALL-TIME TRANSACTIONS

(NBA SEASONS ONLY)

March 5: Waived Steve Lingenfelter.
 March 6: Signed Brant Weidner to a 10-day contract.
 March 26: Signed Brant Weidner for the remainder of the season.
 May 2: Re-signed Edgar Jones.
 May 9: Named Cotton Fitzsimmons Head Coach.
 May 25: Signed Ralph McPherson, Charlie Jones and Jose Slaughter.
1984-85
 July 15: Named Scotty Robertson and Gary Fitzsimmons Assistant Coaches.
 July 17: Signed draft choice Alvin Robertson.
 July 19: Waived Brant Weidner.
 August 17: Waived Dean Marquardt, Ken Stancell and Ralph McPherson.
 August 23: Signed draft choice Ozell Jones.
 August 29: Signed draft choice Joe Binion.
 September 11: Waived Charlie Jones.
 September 12: Matched an offer sheet from Houston to retain John Lucas.
 September 27: Signed Ron Brewer.
 October 4: Acquired James Bailey from Houston for John Lucas.

December 5: Waived Ron Brewer.
 December 11: Acquired Billy Knight from Kansas City for Mark McNamara.
 December 14: Acquired Jeff Cook from Cleveland for Edgar Jones and cash.
 December 15: Acquired Marc Iavaroni from Philadelphia for a third round draft pick in 1986.
 December 18: Acquired Utah's second round picks in 1986 and 1988 in exchange for Fred Roberts.
 April 10: Signed David Thirkill.
 April 12: Signed Linton Townes.
 May 2: Announced Scotty Robertson resigned as Assistant Coach.

1985-86

June 18: Acquired Steve Johnson and a second round draft pick in 1985 from Chicago for Gene Banks.
 June 19: Waived Billy Knight.
 July 2: Waived David Thirkill.
 July 8: Signed draft choice Mike Brittian.
 July 11: Signed draft choice Alfredrick Hughes.
 July 16: Waived Linton Townes. Named Don Buse Assistant Coach.
 August 29: Signed Victor Fleming.
 September 18: Signed Sidney Lowe and Stewart Granger.
 September 20: Re-signed Jeff Cook; Signed draft choice Tyrone Corbin.
 October 9: Acquired Earl Jones from the Los Angeles Lakers for future considerations.
 October 14: Waived Stewart Granger and Sidney Lowe. Re-signed Marc Iavaroni.
 October 15: Signed Wes Matthews.
 October 23: Acquired Jon Sundvold from Seattle for a second round draft pick in 1986.
 October 24: Acquired David Greenwood from Chicago for George Gervin.
 October 25: Waived Victor Fleming and Ozell Jones.
 October 29: Signed Johnny Moore.
 January 15: Signed Rod Higgins to a 10-day contract.
 February 1: Signed Ennis Whatley to a 10-day contract; Waived Rod Higgins.
 February 10: Signed Jeff Lamp and Ray Williams to 10-day contracts.
 February 16: Acquired Jeff Wilkins from Utah for Marc Iavaroni and Jeff Cook.

1986-87

May 27: Named Bob Weiss Head Coach.
 June 19: Acquired Mychal Thompson and the draft rights to Larry Krystkowiak from Portland for Steve Johnson.
 July 2: Re-signed Alvin Robertson.
 July 9: Named Lee Rose Assistant Coach.
 July 15: Signed Ed Nealy.
 July 23: Signed draft choice Johnny Dawkins.
 September 25: Re-signed Artis Gilmore.

October 8: Waived Forrest McKenzie, Alfredrick Hughes and Wes Matthews.
 October 22: Waived Jeff Taylor.
 October 28: Waived Mike Brittian.
 November 22: Signed Forrest McKenzie.
 December 15: Waived Forrest McKenzie.
 December 18: Acquired Walter Berry from Portland for Kevin Duckworth.
 December 29: Signed Anthony Jones to a 10-day contract.
 January 17: Signed Anthony Jones for the remainder of the season.
 January 21: Waived Tyrone Corbin.
 February 13: Acquired Frank Brickowski and Petur Gudmundsson, along with a first round draft pick in 1987, a second round pick in 1990 and cash from the Lakers for Mychal Thompson.
 March 12: Signed Mike Brittian to a 10-day contract.
 March 21: Signed Mike Brittian to a second 10-day contract.
 March 30: Waived Mike Brittian.

1987-88

October 1: Signed draft picks Todd May, Raynard Davis, Dennis Williams and Nate Blackwell.
 October 6: Signed draft pick Greg Anderson.
 October 8: Signed David Greenwood.
 October 16: Signed Jerome Henderson.
 October 27: Signed Kurt Nimphius as a veteran free agent from Detroit.
 October 28: Waived Jerome Henderson.
 November 4: Waived Anthony Jones.
 November 6: Signed draft pick David Robinson.
 November 12: Signed Leon Wood.
 November 18: Acquired Charles Davis from Milwaukee for Larry Krystkowiak and cash.
 November 19: Waived Johnny Moore.
 December 1: Waived Nate Blackwell.
 December 28: Waived Charles Davis.
 January 29: Signed Pete Myers.
 February 17: Waived Leon Wood.
 March 10: Signed draft pick Phil Zevenbergen.
 March 21: Signed Rick Wilson to a 10-day contract.
 April 1: Signed Rick Wilson to a second 10-day contract.
 April 8: Signed Richard Rellford to a 10-day contract.
 April 11: Signed Rick Wilson for the remainder of the season.
 April 18: Signed Richard Rellford for the remainder of the season.

1988-89

June 13: Named Larry Brown Head Coach.
 June 23: Lost Jon Sundvold to Miami in the NBA Expansion Draft.
 June 30: Signed Petur Gudmundsson.
 July 22: Signed draft pick Shelton Jones.
 July 28: Acquired the draft rights to Vernon Maxwell from Denver for a second round draft pick in 1989.
 August 24: Acquired Albert King from Philadelphia for Pete Myers.
 August 29: Acquired Dallas Comegys from New Jersey for Walter Berry.
 September 2: Signed draft pick Willie Anderson.
 September 23: Signed Rod Foster; Signed draft pick Barry Sumpter.
 September 27: Signed Chuck Nevitt.
 October 6: Extended Alvin Robertson's contract.
 October 7: Signed Cedric Hunter.
 October 8: Signed Pace Mannion.
 October 13: Waived Rod Foster and Barry Sumpter.
 October 21: Claimed Keith Smart off waivers from Golden State.
 October 24: Waived Chuck Nevitt and Pace Mannion.
 October 31: Waived Cedric Hunter.
 November 2: Acquired Mike Smrek from Los Angeles Lakers for a second round draft pick in 1990.
 November 3: Waived Phil Zevenbergen.
 November 10: Waived Keith Smart; Signed John Stroeder and Darwin Cook.
 November 14: Waived John Stroeder.

SPURS ALL-TIME TRANSACTIONS

(NBA SEASONS ONLY)

November 22: Acquired Jerome Whitehead from Golden State for Shelton Jones.
 November 25: Signed Frank Brickowski.
 January 4: Signed Scott Roth to a 10-day contract.
 January 13: Signed Scott Roth for the remainder of the season.
 January 26: Acquired Calvin Natt and Jay Vincent from Denver for David Greenwood and Darwin Cook; Signed Michael Anderson to a 10-day contract.
 February 6: Signed Michael Anderson to a second 10-day contract.
 February 15: Signed Michael Anderson for the remainder of the season.
 February 20: Waived Calvin Natt.
 February 28: Signed Todd Mitchell to a 10-day contract.
 March 4: Waived Albert King.
 March 7: Waived Todd Mitchell.
 March 20: Signed Anthony Bowie to a 10-day contract.
 March 21: Waived Petur Gudmundsson.
 March 29: Signed Anthony Bowie to a second 10-day contract.
 April 9: Signed Anthony Bowie for the remainder of the season.
 April 18: Waived Michael Anderson.
 May 28: Acquired Terry Cummings from Milwaukee for Alvin Robertson and Greg Anderson.

1989-90

June 15: Lost Scott Roth to Minnesota in the NBA Expansion Draft.
 July 17: Signed Jens-Uwe Gordon.
 July 20: Signed Caldwell Jones.
 July 21: Signed Anthony Bowie.
 July 28: Signed Zarko Paspalj.
 August 15: Traded Anthony Bowie to Houston for cash.
 August 28: Acquired Maurice Cheeks, Cristian Welp and David Wingate from Philadelphia for Johnny Dawkins and Jay Vincent.
 September 22: Signed Warren Martin.
 September 29: Signed Jeff Lebo.
 October 3: Signed Lorenzo Charles and Kermit Washington.
 October 12: Signed draft pick Sean Elliott.
 October 20: Waived Warren Martin.
 October 31: Waived Cedric Hunter.
 November 21: Waived Jens-Uwe Gordon.
 November 22: Signed Johnny Moore; Waived Jeff Lebo.
 February 21: Acquired Rod Strickland from New York for Maurice Cheeks; Traded Vernon Maxwell to Houston for cash.
 February 22: Acquired Uwe Blab from Golden State for Christian Welp.
 March 5: Signed Reggie Williams.
 April 23: Signed Mike Mitchell; Waived Zarko Paspalj.

1990-91

July 20: Signed draft pick Tony Massenburg.
 August 1: Acquired Paul Pressey from Milwaukee for Frank Brickowski.
 August 20: Signed David Greenwood.
 August 23: Renounced the rights to Caldwell Jones and Johnny Moore.
 August 29: Signed draft pick Sean Higgins.
 September 7: Signed David Rivers.
 September 25: Acquired Mark McNamara from the Los Angeles Lakers for future considerations.
 October 1: Signed Rick Calloway and Orlando Graham; Waived Uwe Blab.
 October 11: Signed draft pick Dwayne Schintzius.
 October 15: Waived Orlando Graham.
 October 17: Waived David Rivers.
 October 29: Waived Rick Calloway.
 October 30: Acquired Sidney Green from Orlando for Mark McNamara.
 November 1: Waived Mike Mitchell.
 November 6: Signed Byron Dinkins.
 December 10: Signed Pete Myers.
 December 17: Signed Byron Dinkins.
 December 24: Waived Pete Myers and Reggie Williams.
 January 17: Signed Avery Johnson.

February 5: Signed Clifford Lett to a 10-day contract.
 February 25: Waived Clifford Lett.

1991-92

May 17: Acquired Kevin Pritchard from Golden State for future considerations.
 May 21: Waived David Greenwood.
 June 28: Waived David Wingate.
 August 9: Signed Tom Copa.
 August 13: Signed Mark Davis and Eric Johnson.
 August 15: Signed draft pick Greg Sutton.
 September 5: Signed Steve Bardo.
 September 23: Acquired Antoine Carr from Sacramento for Dwayne Schintzius.
 October 2: Signed Tom Garrick and Paul Mokeski.
 October 19: Waived Mark Davis and Eric Johnson.
 October 28: Waived Paul Mokeski and Kevin Pritchard.
 November 12: Signed Jud Buechler; Waived Steve Bardo.
 December 2: Waived Tony Massenburg.
 December 3: Signed Donald Royal.
 December 12: Signed Vinnie Johnson; Waived Tom Garrick.
 December 13: Waived Sean Higgins.
 December 17: Signed Morlon Wiley; Waived Avery Johnson and Jud Buechler.
 December 23: Signed restricted free agent Rod Strickland; Waived Morlon Wiley.
 January 19: Signed Steve Bardo to a 10-day contract.
 January 21: Fired Head Coach Larry Brown; Named Bob Bass Head Coach.
 February 27: Signed Trent Tucker; Waived Steve Bardo.
 April 15: Hired Jerry Tarkanian as Head Coach.

1992-93

May 5: Renounced their rights to Paul Pressey.
 June 25: Waived Tom Copa, Vinnie Johnson and Donald Royal.
 July 1: Acquired Dale Ellis from Milwaukee for the draft rights to Tracy Murray.
 July 21: Signed Lloyd Daniels.
 July 26: Signed draft pick Henry Williams.
 July 30: Signed Vinny Del Negro.
 August 10: Signed Larry Smith.
 August 19: Signed Matt Othick.
 September 3: Signed David Hoppen.
 September 25: Signed Sam Mack.
 October 6: Acquired David Wood from Houston in exchange for a second round draft pick in 1995.
 October 7: Signed Mark Wade.
 October 8: Signed Ennis Whatley.
 October 14: Waived Henry Williams and Ennis Whatley.
 October 26: Signed William Bedford.
 October 30: Waived David Hoppen and Mark Wade.
 November 3: Waived Greg Sutton.
 November 19: Signed Avery Johnson; Waived Matt Othick.
 December 9: Acquired J.R. Reid from Charlotte for Sidney Green.
 December 18: Fired Head Coach Jerry Tarkanian; Named John Lucas Head Coach.
 January 4: Waived William Bedford.

1993-94

August 13: Signed Sleepy Floyd.
 August 16: Signed Chris Childs.
 September 27: Signed Chuck Nevitt.
 October 1: Obtained Dennis Rodman and Isaiah Morris from Detroit for Sean Elliott and David Wood.
 October 21: Waived Sam Mack.
 October 25: Waived Chris Childs and Isaiah Morris.
 November 8: Obtained guard Negele Knight from Phoenix for a second round pick in 1994.
 December 15: Waived Chuck Nevitt.
 Signed Jack Haley.

1994-95

May 31: Named Gregg Popovich Executive Vice President, Basketball Operations/General Manager.
 June 2: Named Sam Schuler Director of Player Personnel.

SPURS ALL-TIME TRANSACTIONS

(NBA SEASONS ONLY)

July 19: Acquired Sean Elliott from Detroit for the draft rights to Bill Curley and a second round pick in 1997.
 July 21: Signed Chuck Person.
 July 22: Signed Avery Johnson.
 August 25: Signed Moses Malone.
 August 29: Named Bob Hill Head Coach.
 August 31: Named Hank Egan, Dave Cowens and Paul Pressey Assistant Coaches.
 October 4: Waived Lloyd Daniels.
 October 6: Signed Demetrius Calip, Corey Crowder, Jack Haley, Julius Nwosu and Matt Othick.
 October 10: Waived Demetrius Calip and Matt Othick.
 October 27: Waived Corey Crowder and Keith Johnson.
 November 12: Signed Corey Crowder.
 December 26: Signed Doc Rivers; Waived Corey Crowder.
 February 26: Signed Howard Easley to a 10-day contract.
 March 9: Signed Howard Easley to a second 10-day contract.
 March 18: Signed Howard Easley for the season.
 April 17: Waived Howard Easley.

1995-96

September 29: Signed Greg Anderson, Carl Herrera and Brad Lohaus.
 Signed Sean Elliott.
 October 2: Obtained Will Perdue, along with other considerations, from Chicago for Dennis Rodman.
 October 5: Signed Bryan Collins, Sean Gay and Artie Griffin.
 October 7: Signed Dell Demps.
 October 10: Waived Bryan Collins.
 October 13: Waived Sean Gay.
 October 20: Waived Artie Griffin.
 October 24: Waived Sebastian Neal.
 December 6: Signed David Robinson to a new, multi-year contract.
 February 8: Obtained Charles Smith and Monty Williams from New York for Brad Lohaus, J.R. Reid and a first round pick in 1996.
 August 29: Signed Vernon Maxwell.

1996-97

October 3: Signed Elmer Bennett, Dexter Boney and Greg Kite.
 October 4: Signed Dominique Wilkins.
 October 29: Waived Elmer Bennett, Dexter Boney and Greg Kite.
 October 30: Signed Tim Kempton.
 December 10: Waived Tim Kempton. Fired Head Coach Bob Hill; Named Gregg Popovich Head Coach.
 December 18: Signed Stephen Howard.
 December 26: Signed Gaylon Nickerson.
 January 6: Signed Jason Sasser to a 10-day contract; Waived Stephen Howard and Gaylon Nickerson.
 January 8: Signed Devin Gray to a 10-day contract.
 January 17: Signed Jason Sasser to a second 10-day contract.
 January 28: Signed Jamie Feick and Darrin Hancock to 10-day contracts.
 February 10: Signed Jamie Feick to a second 10-day contract.
 February 20: Signed Jamie Feick for the remainder of season.
 March 2: Signed Joe Courtney to a 10-day contract.
 April 23: Announced that Gregg Popovich had signed a new contract to continue as Head Coach and General Manager.
 July 2: Re-signed Avery Johnson.

1997-98

September 29: Signed Donnie Boyce, Reggie Geary, Artie Griffin, Shaun Igo, Jaren Jackson, Malik Rose and David Wood.
 October 2: Signed Danya Abrams.
 October 8: Waived Donnie Boyce and Artie Griffin.
 October 15: Waived Danya Abrams and David Wood.
 October 23: Waived Shaun Igo.
 January 6: Waived Charles Smith.
 February 24: Signed Willie Burton to a 10-day contract.
 February 27: Waived Cory Alexander.

March 6: Signed Willie Burton to a second 10-day contract.
 March 16: Signed Willie Burton for the remainder of the season.
 April 1: Signed Brad Lohaus to a 10-day contract.
 April 11: Signed Brad Lohaus for the remainder of the season.

1998-99

June 24: Obtained Antonio Daniels from Vancouver for Carl Herrera and Felipe Lopez.
 January 21: Signed Mario Elie, Chris Garner, Andrew Gaze, Jerome Kersey, Gerard King, Jerald Reiner, Brett Robisch and Brandon Williams.
 Obtained Steve Kerr from Chicago for Chuck Person and a conditional first round pick.
 January 25: Waived Jerald Reiner and Brett Robisch.
 February 2: Waived Chris Garner.
 July 6: Signed Gregg Popovich to a multi-year contract extension.

1999-00

August 5: Signed Terry Porter.
 August 26: Signed Samaki Walker.
 August 31: Signed Felton Spencer.
 September 24: Signed Ira Newble and Carl Thomas.
 October 1: Signed Chuckie Brown and Jerod Ward.
 October 3: Signed Todd Lindeman.
 October 7: Waived Jerod Ward.
 October 25: Waived Carl Thomas.
 October 27: Waived Ira Newble and Todd Lindeman.
 February 4: Waived Chuckie Brown.
 June 16: Named Alvin Gentry Assistant Coach.
 July 21: Signed second round draft pick Chris Carrawell.
 August 2: Re-signed Tim Duncan; Signed free agent Raja Bell.
 August 3: Re-signed Avery Johnson and Antonio Daniels.
 August 4: Signed Derek Anderson.
 August 10: Signed Danny Ferry.
 August 11: Signed Ira Newble and Shawnelle Scott.

2000-01

July 21: Signed Chris Carrawell.
 August 2: Signed Tim Duncan and Raja Bell.
 August 3: Signed Avery Johnson and Antonio Daniels.
 August 4: Signed Derek Anderson.
 August 10: Signed Danny Ferry.
 August 11: Signed Ira Newble and Shawnelle Scott.
 August 25: Named Mike Brown Assistant Coach.
 October 2: Signed Ndongo N'Daiye.
 October 9: Waived Ndongo N'Daiye.
 October 24: Waived Chris Carrawell.
 October 30: Waived Raja Bell.
 June 29: Named Lance Blanks Head Scout. Waived Samaki Walker.
 July 25: Obtained Steve Smith from Portland for Derek Anderson and Steve Kerr.
 July 31: Signed Bruce Bowen.
 August 1: Re-signed Danny Ferry.
 Signed Mark Bryant.
 August 2: Signed Stephen Jackson and Charles Smith.
 August 3: Signed Amal McCaskill and Cherokee Parks.

2001-02

September 21: Signed first round draft pick Tony Parker.
 October 1: Signed Gerald Brown.
 October 8: Waived Bryan Bracey.
 October 29: Waived Gerald Brown.
 December 19: Signed Jason Hart.
 May 28: Announced the retirement of Assistant Coach Hank Egan.
 June 26: Obtained Speedy Claxton from Philadelphia for Mark Bryant and the rights to John Salmons and Randy Holcomb.
 July 1: Named R.C. Buford General Manager.

SPURS ALL-TIME TRANSACTIONS

(NBA SEASONS ONLY)

2002-03

July 19: Signed 1999 second round draft pick (57th overall) Manu Ginobili.
 July 22: Re-signed Danny Ferry.
 July 24: Re-signed Bruce Bowen.
 July 26: Named Brett Brown Director of Player Development.
 July 29: Re-signed Malik Rose.
 August 5: Acquired Steve Kerr and Erick Barkley and a 2003 second round pick from Portland in exchange for Amal McCaskill, Charles Smith and Antonio Daniels.
 August 26: Signed Kevin Willis.
 Sept. 6: Named PJ Carlesimo Assistant Coach.
 Sept. 30: Signed Eric Riley, Joe White, Devin Brown, Mikki Moore and Duane Causwell.
 October 3: Acquired Mengke Bateer from Detroit in exchange for a 2003 second round pick. Waived Eric Riley and Duane Causwell.
 October 23: Waived Devin Brown, Joe White and Mikki Moore.
 October 26: Traded Erick Barkley to Chicago and cash considerations for future considerations.
 November 3: Signed Devin Brown.
 November 19: Waived Devin Brown.
 November 20: Signed Anthony Goldwire.
 December 29: Waived Anthony Goldwire.

2003-04

July 16: Re-signed Tim Duncan.
 Signed Rasho Nesterovic.
 July 24: Traded Danny Ferry to Indiana as part of a three team deal, acquired Hedo Turkoglu from Sacramento and Ron Mercer from Indiana. Signed Robert Horry.
 July 30: Signed Devin Brown and Anthony Carter.
 August 1: Re-signed Kevin Willis.
 September 4: Named Mario Elie Assistant Coach.
 September 29: Signed Larry Ayuso, Ernest Brown, Alex Garcia, Dan Langhi, Sean Marks and Igor Rakocevic.
 October 5: Waived Igor Rakocevic.
 October 8: Picked up fourth year option for Tony Parker.
 October 16: Waived Larry Ayuso.
 October 17: Signed Shane Heal.
 October 20: Waived Ernest Brown.
 October 23: Waived Dan Langhi.
 October 31: Waived Sean Marks. Signed Jason Hart.
 November 17: Waived Shane Heal. Signed Sean Marks.
 December 5: Bought out the remainder of Anthony Carter's contract.
 December 16: Signed Head Coach Gregg Popovich to a multi-year contract extension through the 2007-08 season.
 January 9: Signed Charlie Ward.
 February 27: Waived Ron Mercer.
 March 8: Signed Matt Carroll.

2004-05

July 14: Re-signed Bruce Bowen.
 Signed Beno Udrih.
 July 15: Re-signed Manu Ginobili.
 Signed Brent Barry and Romain Sato.
 August 4: Re-signed Sean Marks.
 Signed Tony Massenburg.
 August 5: Re-signed Robert Horry.
 August 25: Signed Linton Johnson III.
 September 30: Signed James Thomas.
 October 4: Signed Ruben Boumte Boumte and Marque Perry.
 October 18: Waived Valter Monteiro.
 October 27: Waived James Thomas.
 November 2: Signed Tony Parker to a multi-year contract extension.
 February 24: Obtained Nazr Mohammed and Jamison Brewer from the New York Knicks in exchange for Malik Rose and a pair of first round picks. Waived Romain Sato.
 February 26: Waived Jamison Brewer.
 March 17: Signed Dion Glover to a 10-day contract.
 March 30: Signed Dion Glover to a second 10-day contract.
 April 4: Signed Glenn Robinson and waived Dion Glover.

2005-06

July 13: Named Chip Engelland Assistant Coach.
 August 2: Re-signed Robert Horry. Signed Fabricio Oberto.
 August 29: Signed Nick Van Exel.
 September 2: Signed Michael Finley.
 September 6: Re-signed Sean Marks.
 September 29: Signed Kyle Bailey, Stephen Graham, Sharrod Ford, Melvin Sanders and Jawad Williams.
 September 30: Named Sam Presti Assistant General Manager, Dell Demps Director of Pro Player Personnel and Rob Hennigan Basketball Operations Assistant.
 October 17: Waived Kyle Bailey.
 October 17: Waived Jawad Williams.
 October 26: Waived Stephen Graham, Sharrod Ford and Melvin Sanders.
 November 9: Signed Melvin Sanders.
 November 17: Signed Alex Scales.
 November 19: Waived Melvin Sanders.
 November 29: Waived Alex Scales.
 January 22: Signed Melvin Sanders to a 10-day contract.
 March 16: Signed Melvin Sanders to a second 10-day contract.
 March 26: Signed Melvin Sanders for remainder of season.
 June 22: Obtained Matt Bonner, Eric Williams and a 2009 second round pick from Toronto in exchange for Rasho Nesterovic.
 July 12: Signed Jacque Vaughn.
 July 21: Signed Jackie Butler.
 August 2: Signed Francisco Elson.

2006-07

September 15: Signed Charles Lee, Rich Melzer, Jared Reiner and Jamar Smith.
 September 20: Signed Olu Famutimi. Named Sam Presti Vice President/Assistant General Manager.
 October 20: Waived Olu Famutimi, Rich Melzer and Jared Reiner.
 October 26: Waived Charles Lee, Melvin Sanders and Jamar Smith.
 October 28: Exercised fourth-year option on Beno Udrih.
 November 3: Signed James White.
 December 15: Assigned James White to the Austin Toros of the NBA Development League.
 December 26: Recalled James White from the Austin Toros.
 December 29: Assigned James White to the Austin Toros.
 January 27: Recalled James White from the Austin Toros.
 February 13: Obtained Melvin Ely from Charlotte in exchange for Eric Williams and a 2009 second round pick.
 June 28: Obtained a 2008 second round pick from Toronto in exchange for the draft rights to Giorgos Printezis.
 July 12: Obtained Vassilis Spanoulis, a 2009 second round pick and other considerations from Houston in exchange for Jackie Butler and the rights to Luis Scola. Re-signed Matt Bonner and Jacque Vaughn.
 July 18: Re-signed Fabricio Oberto.
 July 23: Waived James White.
 August 16: Signed Ime Udoka.
 August 23: Signed Ian Mahinmi. Released Vassilis Spanoulis from his contract.

2007-08

September 4: Named Brett Brown and Chad Forcier Assistant Coaches.
 September 29: Signed Marcus Williams.
 October 1: Signed Kris Lang, Keith Langford, Anthony Lever-Pedroza and Darius Washington.
 October 7: Re-signed Bruce Bowen to a contract extension.
 October 19: Waived Anthony Lever-Pedroza.
 October 24: Waived Kris Lang and Keith Langford.
 October 27: Waived Marcus Williams.
 October 29: Traded Beno Udrih to the Minnesota Timberwolves in exchange for a protected 2008 second round draft pick.
 November 2: Re-signed Tim Duncan to a contract extension.
 November 21: Assigned Ian Mahinmi to the Austin Toros.
 November 29: Assigned Darius Washington to the Austin Toros.
 December 13: Recalled Darius Washington from the Austin Toros.
 December 21: Assigned Darius Washington to the Austin Toros.
 December 26: Signed Marcus Williams.
 December 28: Waived Darius Washington. Signed Keith Langford.

SPURS ALL-TIME TRANSACTIONS

December 29: Waived Marcus Williams. Signed DerMarr Johnson.
 January 7: Waived DerMarr Johnson and Keith Langford.
 January 10: Signed Jeremy Richardson to a 10-day contract.
 January 20: Signed Jeremy Richardson to a second 10-day contract.
 January 28: Recalled Ian Mahinmi from the Austin Toros.
 February 1: Assigned Ian Mahinmi to the Austin Toros.
 February 3: Signed Damon Stoudamire.
 February 20: Obtained Kurt Thomas from the Seattle SuperSonics in exchange for Francisco Elson, Brent Barry and a 2009 first round draft pick.
 March 24: Signed Brent Barry.
 April 1: Signed Bobby Jones to a 10-day contract.
 April 11: Signed DerMarr Johnson.
 June 26: Traded draft rights of Gordan Dragic to Phoenix Suns in exchange for Malik Hairston, a 2009 second-round pick and cash considerations.
 July 7: Signed Roger Mason Jr.
 July 22: Re-signed Kurt Thomas.
 July 23: Signed Anthony Tolliver.
 August 22: Re-signed Michael Finley.

2008-09

September 17: Signed Desmon Farmer, Devin Green, Brian Morrison and Darryl Watkins.
 September 24: Signed George Hill and Salim Stoudamire.
 October 1: Signed Charles Gaines and waived Brian Morrison.
 October 20: Waived Charles Gaines.
 October 23: Waived Salim Stoudamire, Devin Green and Darryl Watkins.
 October 26: Waived Malik Hairston.
 November 14: Assigned Ian Mahinmi to the Austin Toros.
 November 16: Signed Blake Ahearn and waived Desmon Farmer.
 November 30: Assigned Blake Ahearn to the Austin Toros.
 December 2: Recalled Ian Mahinmi from the Austin Toros and assigned Anthony Tolliver the Toros.
 December 15: Waived Blake Ahearn.
 December 19: Recalled Anthony Tolliver from the Austin Toros.
 December 22: Signed Malik Hairston.
 December 26: Assigned Malik Hairston to the Austin Toros.
 January 7: Waived Anthony Tolliver.
 January 16: Signed Austin Croshere to a 10-day contract.
 February 1: Re-assigned Ian Mahinmi to the Toros.
 February 25: Signed Pops Mensah-Bonsu to a 10-day contract.
 March 5: Signed Drew Gooden.
 March 25: Assigned Malik Hairston to the Austin Toros.
 April 2: Assigned Ian Mahinmi to the Austin Toros.
 April 8: Signed Marcus Williams and waived Malik Hairston.
 April 15: Assigned Marcus Williams to the Austin Toros.
 June 23: Obtained Richard Jefferson from Milwaukee in exchange for Bruce Bowen, Fabricio Oberto and Kurt Thomas.
 July 8: Signed Marcus Haislip and Malik Hairston.
 July 10: Signed Antonio McDyess.
 July 16: Signed DeJuan Blair.
 July 24: Signed Theo Ratliff.

2009-10

September 23: Signed Keith Bogans, Curtis Jerrells and Dwayne Jones, waived Jack McClinton.
 October 13: Waived Dwayne Jones.
 October 22: Waived Curtis Jerrells.
 October 25: Waived Marcus Williams.
 December 4: Assigned Malik Hairston to the Austin Toros.
 December 7: Recalled Malik Hairston from the Austin Toros.
 January 14: Assigned Malik Hairston to the Austin Toros.
 January 22: Waived Marcus Haislip.
 February 18: Traded Theo Ratliff to Charlotte in exchange for a protected 2016 second-round pick.
 February 21: Recalled Malik Hairston from the Austin Toros.
 March 1: Granted Michael Finley release from his contract.
 March 10: Signed Cedric Jackson to a 10-day contract.
 March 13: Signed Garrett Temple to a 10-day contract.
 March 23: Signed Garrett Temple.
 March 24: Signed Curtis Jerrells; assigned to the Austin Toros.
 March 29: Signed Alonzo Gee.
 April 8: Assigned Alonzo Gee to the Austin Toros.

April 23: Recalled Alonzo Gee and Curtis Jerrells from the Austin Toros.
 July 12: Signed Tiago Splitter.
 July 13: Re-signed Matt Bonner.
 July 21: Re-signed Richard Jefferson.
 July 22: Signed Gary Neal.
 July 23: Signed James Anderson.

2010-11

July 29: Released guard Malik Hairston.
 September 27: Signed center Marcus Cousin, guard Thomas Gardner and forward Bobby Simmons.
 September 28: Signed guard Kirk Penney.
 September 30: Waived guard Thomas Gardner.
 October 11: Waived guard Kirk Penney.
 October 18: Traded guard Curtis Jerrells to New Orleans in exchange for a conditional second-round draft pick.
 October 19: Waived forward James Gist.
 October 21: Waived center Marcus Cousin.
 November 5: Waived forward Bobby Simmons and signed guard Chris Quinn.
 November 11: Waived guard Garrett Temple.
 November 16: Waived guard Alonzo Gee.
 November 17: Signed guard/forward Danny Green.
 November 23: Waived guard Danny Green.
 November 24: Signed guard/forward Ime Udoka.
 January 5: Waived guard/forward Ime Udoka.
 January 16: Signed forward Larry Owens to 10-day contract.
 January 16: Signed forward Larry Owens to second 10-day contract and assigned guard James Anderson to Austin Toros of NBA Development League.
 January 29: Recalled guard James Anderson from Austin Toros.
 February 7: Assigned guard James Anderson to Austin Toros.
 February 8: Signed forward Steve Novak to 10-day contract.
 February 22: Signed forward Steve Novak to second 10-day contract.
 February 23: Recalled guard James Anderson from Austin Toros.
 March 4: Signed guard/forward Othys Jeffers to 10-day contract and signed Steve Novak.
 March 6: Signed guard/forward Danny Green.
 March 25: Signed forward Da'Sean Butler.
 April 2: Assigned guard/forward Danny Green to Austin Toros.
 April 3: Recalled guard/forward Danny Green from Austin Toros.
 June 23: Obtained the draft rights to Kawhi Leonard, Davis Bertans and Erazem Lorbek from the Indiana Pacers in exchange for George Hill.

2011-12

April 25: Signed Derrick Byars.
 April 25: Recalled Cory Joseph from Austin Toros.
 March 30: Released Justin Dentmon.
 March 27: Signed Patty Mills.
 March 24: Waived Eric Dawson and signed Justin Dentmon.
 March 23: Signed Boris Diaw.
 March 20: Cory Joseph assigned to Austin Toros.
 March 15: Obtained Stephen Jackson from the Golden State Warriors for Richard Jefferson, T.J. Ford and a protected first round pick; signed Eric Dawson to a 10-day contract.
 March 9: Recalled Cory Joseph from Austin Toros.
 March 3: Assigned Cory Joseph to Austin Toros.
 February 20: Signed Eric Dawson to a 10-day contract.
 February 7: Waived Malcolm Thomas.
 January 30: Assigned Malcolm Thomas to Austin Toros.
 January 11: Waived Ike Diogu signed Malcolm Thomas and recalled Cory Joseph.
 January 3: Assigned Cory Joseph to Austin Toros and Gary Neal. Signed Ike Diogu.
 January 2: Gary Neal assigned to Austin Toros.
 December 24: Waived Frank Hassell and Luke Zeller.
 December 22: Waived Gani Lawal.
 December 19: Waived Steve Novak and Antonio McDyess.
 December 15: Signed Steve Novak.
 December 18: Waived Antoine Hood and Doug Thomas.
 December 13: Waived Da'Sean Butler.
 December 12: Signed Antoine Hood and Gani Lawal and waived Devin Gibson.
 December 10: Signed Kawhi Leonard, Devin Gibson, Frank Hassell, Doug Thomas and Luke Zeller.
 December 9: Signed T.J. Ford.

SPURS ALL-TIME PLAYOFF LEADERS

(NBA SEASONS ONLY)

GAMES

190 – Tim Duncan
152 – Tony Parker
136 – Manu Ginobili
123 – David Robinson
122 – Bruce Bowen
85 – Sean Elliott
81 – Avery Johnson
80 – Malik Rose
79 – Robert Horry
71 – Brent Barry

FG MADE

1,600 – Tim Duncan
1,136 – Tony Parker
768 – David Robinson
685 – Manu Ginobili
622 – George Gervin
384 – Sean Elliott
384 – Avery Johnson
273 – Mike Mitchell
271 – Bruce Bowen
222 – Terry Cummings

FT MADE

1,028 – Tim Duncan
684 – David Robinson
616 – Manu Ginobili
521 – Tony Parker
348 – George Gervin
277 – Sean Elliott
153 – Malik Rose
151 – Avery Johnson
101 – James Silas
99 – Mike Mitchell

3-PT FG MADE

222 – Manu Ginobili
161 – Bruce Bowen
88 – Michael Finley
80 – Tony Parker
79 – Brent Barry
73 – Sean Elliott
70 – Robert Horry
64 – Stephen Jackson
52 – Chuck Person
49 – Jaren Jackson

STEALS

197 – Manu Ginobili
151 – David Robinson
145 – Tony Parker
132 – Tim Duncan
99 – Bruce Bowen
94 – Avery Johnson
70 – Johnny Moore
69 – George Gervin
59 – Sean Elliott
50 – Robert Horry

POINTS

4,233 – Tim Duncan
2,873 – Tony Parker
2,221 – David Robinson
2,208 – Manu Ginobili
1,592 – George Gervin
1,118 – Sean Elliott
920 – Avery Johnson
761 – Bruce Bowen
646 – Mike Mitchell
543 – Terry Cummings

FG ATTEMPTED

3,191 – Tim Duncan
2,467 – Tony Parker
1,604 – David Robinson
1,555 – Manu Ginobili
1,224 – George Gervin
862 – Sean Elliott
790 – Avery Johnson
683 – Bruce Bowen
544 – Mike Mitchell
462 – Larry Kenon

FT ATTEMPTED

1,513 – Tim Duncan
966 – David Robinson
747 – Manu Ginobili
724 – Tony Parker
424 – George Gervin
346 – Sean Elliott
228 – Avery Johnson
207 – Malik Rose
140 – Terry Cummings
130 – Mike Mitchell

3-PT FG ATTEMPTED

603 – Manu Ginobili
368 – Bruce Bowen
270 – Tony Parker
219 – Michael Finley
205 – Sean Elliott
190 – Brent Barry
183 – Robert Horry
156 – Stephen Jackson
146 – Jaren Jackson
132 – Chuck Person

ASSISTS

777 – Tony Parker
642 – Tim Duncan
547 – Avery Johnson
515 – Manu Ginobili
344 – Johnny Moore
280 – David Robinson
207 – Sean Elliott
185 – George Gervin
167 – Bruce Bowen
166 – Rod Strickland

REBOUNDS

2,308 – Tim Duncan
1,301 – David Robinson
616 – Manu Ginobili
484 – Tony Parker
354 – Bruce Bowen
348 – Malik Rose
341 – Sean Elliott
340 – George Gervin
338 – Robert Horry
260 – Terry Cummings

FG PCT. (50 MADE)

.603 – Fabricio Oberto (85-141)
.582 – Artis Gilmore (121-208)
.550 – Nazr Mohammed (77-140)
.541 – Frank Brickowski (53-98)
.533 – Dennis Rodman (64-120)
.527 – Antoine Carr (68-129)
.508 – George Gervin (622-1,224)
.502 – Mike Mitchell (273-544)
.501 – Tim Duncan (1,600-3,191)
.493 – Terry Cummings (222-450)

FT. PCT. (50 MADE)

.903 – Michael Finley (65-72)
.868 – Antonio Daniels (66-76)
.866 – Mario Elie (58-67)
.851 – George Hill (63-74)
.827 – Stephen Jackson (67-81)
.825 – Manu Ginobili (616-747)
.821 – George Gervin (348-424)
.812 – Vinny Del Negro (56-69)
.808 – James Silas (101-125)
.805 – Mark Olberding (95-118)

3-PT FG% (10 MADE)

.443 – Vinny Del Negro (31-70)
.438 – Bruce Bowen (161-368)
.416 – Brent Barry (79-190)
.410 – Stephen Jackson (64-156)
.402 – Michael Finley (88-219)
.400 – Danny Ferry (32-80)
.394 – Chuck Person (52-132)
.383 – Robert Horry (70-183)
.382 – Antonio Daniels (29-76)
.368 – Manu Ginobili (222-603)

BLOCKS

482 – Tim Duncan
312 – David Robinson
60 – Robert Horry
58 – Bruce Bowen
52 – Mike Green
51 – George Gervin
42 – Artis Gilmore
41 – Manu Ginobili
36 – Sean Elliott
31 – George Johnson

SPURS ALL-TIME PLAYOFF LEADERS

(NBA SEASONS ONLY)

ALL-TIME PLAYOFF AVERAGE LEADERS

SCORING AVERAGE

27.9 — George Gervin

22.7 — Tim Duncan

18.8 — Tony Parker

REBOUNDS AVERAGE

15.0 — Dennis Rodman

12.4 — Tim Duncan

10.5 — David Robinson

ASSISTS AVERAGE

10.4 — Rod Strickland

8.3 — Johnny Moore

6.8 — Avery Johnson

ALL-TIME TOP PLAYOFF PERFORMANCES

POINTS

46

44

42

42

42

41

41

41

40

40

40

40

PLAYER

George Gervin

George Gervin

George Gervin

George Gervin

George Gervin

Tony Parker

Tim Duncan

George Gervin

Tim Duncan

Tim Duncan

Tim Duncan

David Robinson

OPPONENT

vs. Washington

vs. Houston

vs. Denver

at Washington

vs. Washington

at Phoenix

vs. Dallas

at Denver

vs. Phoenix

vs. Dallas

vs. L.A. Lakers

vs. Phoenix

DATE

4/18/78

4/04/80

4/26/83

5/18/79

5/11/79

4/25/08

5/22/06

4/20/85

4/19/08

5/19/03

5/21/01

4/28/96

REBOUNDS

25

24

23

23

22

22

22

21

21

21

21

21

21

21

20

PLAYER

Tim Duncan

Tim Duncan

Tim Duncan

Tim Duncan

Tim Duncan

David Robinson

Dennis Rodman

Tim Duncan

Tim Duncan

Tim Duncan

David Robinson

David Robinson

Larry Kenon

Tim Duncan

OPPONENT

at L.A. Lakers

at Dallas

at New Orleans

at Phoenix

vs. Dallas

at L.A. Lakers

vs. L.A. Lakers

vs. L.A. Lakers

vs. L.A. Lakers

at L.A. Lakers

vs. Phoenix

vs. Phoenix

at Washington

vs. Dallas

DATE

5/14/02

5/23/03

5/13/08

4/25/03

5/07/01

5/13/95

5/08/95

5/25/08

5/13/04

5/05/02

4/29/98

4/28/96

5/04/79

5/14/01

ASSISTS

20

18

18

17

17

17

17

PLAYER

Johnny Moore

Avery Johnson

Johnny Moore

Rod Strickland

Johnny Moore

Johnny Moore

Johnny Moore

OPPONENT

vs. Denver

vs. Phoenix

at L.A. Lakers

vs. Portland

at L.A. Lakers

vs. L.A. Lakers

vs. Denver

DATE

4/27/83

4/26/96

5/08/83

5/10/90

5/18/83

5/15/83

4/26/83

BLOCKS

9

8

8

8

8

7

7

7

7

7

7

PLAYER

Tim Duncan

Tim Duncan

Samaki Walker

David Robinson

David Robinson

Tim Duncan

David Robinson

David Robinson

David Robinson

David Robinson

Antoine Carr

OPPONENT

vs. Phoenix

vs. New Jersey

vs. Phoenix

vs. Golden State

vs. Portland

vs. Seattle

at Portland

vs. Utah

at Phoenix

vs. Portland

vs. Phoenix

DATE

5/18/07

6/15/03

4/25/00

4/25/91

5/10/90

5/03/02

6/04/99

5/09/98

5/11/93

5/07/93

4/29/92

SPURS ALL-TIME PLAYOFF RESULTS

1974 ABA WESTERN DIVISION SEMIFINALS VS. INDIANA — LOST 4-3

DATE	SITE	ATT.	SCORE	TOP SCORER	TOP REBOUNDER
3/30	IND	7,438	W 113-109	Jones-27	Nater, Gervin-10
4/01	IND	6,988	L 101-128	Jones-26	Nater-12
4/03	SA	10,693	W 115-96	Nater-27	Nater-15
4/04	SA	12,079	L 89-91	Jones-28	Jones-8
4/06	IND	10,079	L 100-105	Silas-28	Nater-12
4/10	SA	12,304	W 102-86	Averitt-19	Nater-13
4/12	IND	10,079	L 79-86	Silas-27	Nater-13

1975 ABA WESTERN DIVISION SEMIFINALS VS. INDIANA — LOST 4-2

DATE	SITE	ATT.	SCORE	TOP SCORER	TOP REBOUNDER
4/05	SA	8,529	L 119-122 (OT)	Silas-25	Gervin-23
4/07	SA	7,643	L 93-98	Gervin-38	Nater-20
4/10	IND	12,217	L 103-113 (OT)	Gervin-27	Nater-14
4/12	IND	17,389	W 110-109	Gervin-29	Nater-22
4/14	SA	10,986	W 123-117	Gervin-42	Gervin-17
4/16	IND	15,675	L 100-115	Gervin-34	Nater-19

1976 ABA SEMIFINALS VS. NEW YORK — LOST 4-3

DATE	SITE	ATT.	SCORE	TOP SCORER	TOP REBOUNDER
4/09	NY	8,221	L 101-116	Gervin-30	Paultz/Gale-7
4/11	NY	5,769	W 105-79	Kenon-30	Paultz-18
4/14	SA	10,009	W 111--103	Kenon-28	Kenon-16
4/18	SA	9,227	L 108-110	Paultz/Gervin-28	Paultz-12
4/19	NY	11,321	L 108-110	Kenon-27	Kenon-12
4/21	SA	10,484	W 106-105	Gervin-37	Kenon-18
4/24	NY	15,934	L 114-121	Gervin-31	Kenon-11

1977 FIRST ROUND VS. BOSTON — LOST 2-0

DATE	SITE	ATT.	SCORE	TOP SCORER	TOP REBOUNDER
4/12	BOS	13,505	L 94-104	Kenon/Gervin-20	Paultz-10
4/15	SA	12,067	L 109-113	Gervin-30	Kenon/Paultz/Gale-7

1978 EASTERN CONFERENCE SEMIFINALS VS. WASHINGTON — LOST 4-2

DATE	SITE	ATT.	SCORE	TOP SCORER	TOP REBOUNDER
4/16	SA	9,669	W 114-103	Gervin-35	Kenon-9
4/18	SA	9,871	L 117-121	Gervin-48	Kenon-9
4/21	WASH	17,417	L 105-118	Kenon-37	Kenon/Paultz-8
4/23	WASH	13,549	L 95-98	Gervin-35	Paultz-8
4/25	SA	9,709	W 116-105	Gervin-27	Kenon-14
4/28	WASH	19,035	L 100-103	Olberding-24	Green/Paultz-9

1979 EASTERN CONFERENCE SEMIFINALS VS. PHILADELPHIA — WON 4-3

DATE	SITE	ATT.	SCORE	TOP SCORER	TOP REBOUNDER
4/15	SA	10,253	W 119-106	Gervin-31	Paultz-9
4/17	SA	16,709	W 121-120	Gervin-29	Kenon-7
4/20	PHIL	14,039	L 115-123	Silas-32	Kenon-15
4/22	PHIL	11,163	W 115-112	Gervin-32	Kenon-9
4/26	SA	16,055	L 97-120	Silas-19	Kenon-9
4/29	PHIL	18,276	L 90-92	Silas-27	Kenon-15
5/02	SA	16,055	W 111-108	Gervin-33	Gervin-12

1979 EASTERN CONFERENCE FINALS VS. WASHINGTON — LOST 4-3

DATE	SITE	ATT.	SCORE	TOP SCORER	TOP REBOUNDER
5/04	WASH	19,035	W 118-97	Gervin-34	Kenon-21
5/06	WASH	19,035	L 95-115	Kenon-25	Kenon-8
5/09	SA	15,318	W 116-114	Gervin-29	Paultz-12
5/11	SA	16,055	W 118-102	Gervin-42	Kenon-17
5/13	WASH	19,035	L 103-107	Gervin-28	Olberding-13
5/16	SA	16,055	L 100-108	Gervin-20	Kenon-15
5/18	WASH	19,035	L 105--107	Gervin-42	Kenon-11

1980 FIRST ROUND VS. HOUSTON — LOST 2-1

DATE	SITE	ATT.	SCORE	TOP SCORER	TOP REBOUNDER
4/02	HOU	14,454	L 85-95	Gervin-19	Kenon/Olberding-9
4/04	SA	12,894	W 106-101	Gervin-44	Olberding-17
4/06	HOU	15,676	L 120-141	Gervin-37	Shumate-8

1981 WESTERN CONFERENCE SEMIFINALS VS. HOUSTON — LOST 4-3

DATE	SITE	ATT.	SCORE	TOP SCORER	TOP REBOUNDER
4/07	SA	13,319	L 98-107	Gervin-30	G. Johnson-12
4/08	SA	12,128	W 125-113	Olberding-34	G. Johnson/Griffin-7
4/10	HOU	16,121	L 99-112	Gervin-33	G. Johnson/Gervin-8
4/12	HOU	16,121	W 114-112	Gervin-33	Corzine-11
4/14	SA	16,114	L 117-123	R. Johnson-25	G. Johnson-11
4/15	HOU	16,121	W 101-96	Gervin-26	Three Players-8
4/17	SA	16,114	L 100-105	Gervin-21	G. Johnson-10

SPURS ALL-TIME PLAYOFF RESULTS

1982 WESTERN CONFERENCE SEMIFINALS VS. SEATTLE — WON 4-1

DATE	SITE	ATT.	SCORE	TOP SCORER	TOP REBOUNDER
4/27	SEA	14,457	W 95-93	Gervin-31	Mitchell-11
4/28	SEA	19,403	L 99-114	Gervin-24	G. Johnson/Corzine-8
4/30	SA	14,019	W 99-97	Gervin-36	Mitchell-12
5/02	SA	15,002	W 115-113	Mitchell-22	Olberding/Banks-9
5/05	SEA	23,180	W 109-103	Gervin-26	Corzine-11

1982 WESTERN CONFERENCE FINALS VS. LOS ANGELES LAKERS — LOST 4-0

5/09	LA	15,700	L 117-128	Gervin-34	Corzine-11
5/11	LA	17,505	L 101-110	Mitchell-34	Corzine-34
5/14	SA	15,800	L 108-118	Gervin-39	Gervin-15
5/15	SA	15,800	L 123-128	Gervin-38	Mitchell-10

1983 WESTERN CONFERENCE SEMIFINALS VS. DENVER — WON 4-1

DATE	SITE	ATT.	SCORE	TOP SCORER	TOP REBOUNDER
4/26	SA	10,116	W 152-133	Gervin-42	Banks-11
4/27	SA	10,690	W 126-109	Gervin-30	Gilmore-12
4/29	DEN	16,965	W 127-126 (OT)	Moore-39	Gilmore-14
5/02	DEN	15,039	L 114-124	Moore-27	Gilmore-11
5/04	SA	12,736	W 145-105	Gervin-26	Gilmore-15

1983 WESTERN CONFERENCE FINALS VS. LOS ANGELES LAKERS — LOST 4-2

5/08	LA	15,063	L 107-119	Mitchell-26	Gervin-9
5/10	LA	17,505	W 122-113	Gervin-32	Gilmore-20
5/13	SA	15,782	L 100-113	Mitchell-23	Gilmore-14
5/15	SA	15,782	L 121-129	Mitchell-35	Mitchell-11
5/18	LA	17,505	W 117-112	Mitchell-26	Gilmore-14
5/20	SA	15,782	L 100-101	Gervin-25	Gilmore-18

1985 WESTERN CONFERENCE FIRST ROUND VS. DENVER — LOST 3-2

DATE	SITE	ATT.	SCORE	TOP SCORER	TOP REBOUNDER
4/18	DEN	12,128	L 111-141	Mitchell-23	Jones-8
4/20	DEN	17,022	W 113-111	Gervin-41	Gilmore-12
4/23	SA	8,799	L 112-115	Gervin-30	Gilmore-14
4/26	SA	8,621	W 116-111	Mitchell-37	Gilmore-13
4/28	DEN	17,022	L 99-126	Gilmore-19	Iavaroni/Gilmore-8

1986 FIRST ROUND VS. LOS ANGELES LAKERS — LOST 3-0

DATE	SITE	ATT.	SCORE	TOP SCORER	TOP REBOUNDER
4/17	LA	17,505	L 88-135	Mitchell-24	Mitchell/Johnson-4
4/19	LA	17,505	L 94-122	Matthews-30	Greenwood-7
4/23	SA	7,918	L 94-114	Matthews-30	Gilmore-11

1988 FIRST ROUND VS. LOS ANGELES LAKERS — LOST 3-0

DATE	SITE	ATT.	SCORE	TOP SCORER	TOP REBOUNDER
4/29	LA	17,505	L 110-122	Robertson-34	Anderson/Berry-5
5/01	LA	17,505	L 112-130	Robertson-28	Brickowski-12
5/03	SA	11,542	L 107-109	Berry-27	Anderson-5

1990 FIRST ROUND VS. DENVER — WON 3-0

DATE	SITE	ATT.	SCORE	TOP SCORER	TOP REBOUNDER
4/26	SA	15,910	W 119-103	Anderson-27	Robinson-13
4/28	SA	15,910	W 129-120	Robinson-31	Cummings-13
5/01	DEN	15,604	W 131-120	Cummings-28	Robinson-16

1990 WESTERN CONFERENCE SEMIFINALS VS. PORTLAND — LOST 4-3

5/05	PORT	12,884	L 94-107	Brickowski-20	Robinson-9
5/08	PORT	12,884	L 112-122	Cummings-33	Robinson-8
5/10	SA	15,910	W 121-98	Robinson-28	Cummings/Strickland-9
5/12	SA	15,910	W 115-105	Cummings-35	Cummings-11
5/15	PORT	12,884	L 132-138 (2OT)	Cummings-32	Robinson-15
5/17	SA	15,910	W 112-97	Anderson-30	Robinson-13
5/19	PORT	12,884	L 105-108 (OT)	Cummings-27	Robinson-16

1991 FIRST ROUND VS. GOLDEN STATE — LOST 3-1

DATE	SITE	ATT.	SCORE	TOP SCORER	TOP REBOUNDER
4/25	SA	15,908	W 130-121	Anderson-38	Robinson-13
4/27	SA	15,908	L 98-111	Robinson-28	Robinson-15
5/01	GS	15,025	L 106-109	Robinson-27	Robinson-12
5/03	GS	15,025	L 97-110	Elliott-23	Robinson-14

1992 FIRST ROUND VS. PHOENIX — LOST 3-0

DATE	SITE	ATT.	SCORE	TOP SCORER	TOP REBOUNDER
4/24	PHO	14,496	L 111-117	Cummings-30	Cummings-12
4/26	PHO	14,496	L 107-119	Cummings-31	Cummings-10
4/29	SA	14,853	L 92-101	Carr-20	Carr/Cummings-12

SPURS ALL-TIME PLAYOFF RESULTS

1993 FIRST ROUND VS. PORTLAND — WON 3-1

DATE	SITE	ATT.	SCORE	TOP SCORER	TOP REBOUNDER
4/29	PORT	12,888	W 87-86	Elliott-18	Robinson-15
5/01	PORT	12,888	L 96-105	Robinson/Cummings-15	Robinson-14
5/05	SA	16,057	W 107-101	Robinson-26	Robinson-14
5/07	SA	16,057	W 100-97 (OT)	Ellis-21	Robinson-17

1993 WESTERN CONFERENCE SEMIFINALS VS. PHOENIX — LOST 4-2

5/11	PHO	19,023	L 89-95	Robinson-32	Robinson-10
5/13	PHO	19,023	L 103-109	Robinson-27	Robinson-10
5/15	SA	16,057	W 111-96	Carr-21	Johnson/Robinson-8
5/16	SA	16,057	W 117-103	Robinson-36	Robinson-16
5/18	PHO	19,023	L 97-109	Robinson/Ellis-24	Robinson-8
5/20	SA	16,057	L 100-102	Robinson-22	Robinson-14

1994 FIRST ROUND VS. UTAH — LOST 3-1

DATE	SITE	ATT.	SCORE	TOP SCORER	TOP REBOUNDER
4/28	SA	18,257	W 106-89	Robinson-25	Rodman-11
4/30	SA	20,640	L 84-96	Knight-16	Rodman-17
5/03	UT	19,911	L 72-105	Robinson/Carr-16	Rob/Cummings-11
5/05	UT	19,911	L 90-95	Robinson-27	Rodman-20

1995 FIRST ROUND VS. DENVER — WON 3-0

DATE	SITE	ATT.	SCORE	TOP SCORER	TOP REBOUNDER
4/28	SA	25,235	W 104-88	Elliott-21	Rodman-12
4/30	SA	23,665	W 122-96	Robinson/Rodman-19	Rodman-16
5/02	DEN	17,171	W 99-95	Johnson/Robinson-24	Rodman-13

1995 WESTERN CONFERENCE SEMIFINALS VS. LA LAKERS — WON 4-2

5/06	SA	24,002	W 110-94	Robinson-33	Rodman-12
5/08	SA	26,127	W 97-90 (OT)	Robinson/Rodman-22	Rodman-22
5/12	LA	17,505	L 85-92	Robinson-34	Rodman-13
5/14	LA	17,505	W 80-71	Robinson-26	Robinson-22
5/16	SA	35,888	L 96-98 (OT)	Robinson-34	Robinson-17
5/18	LA	17,505	W 100-88	Robinson-31	Rodman-16

1995 WESTERN CONFERENCE FINALS VS. HOUSTON — LOST 4-2

DATE	SITE	ATT.	SCORE	TOP SCORER	TOP REBOUNDER
5/22	SA	33,337	L 93-94	Elliott-24	Rodman-20
5/24	SA	35,888	L 96-106	Robinson-32	Robinson-12
5/26	HOU	16,611	W 107-102	Robinson-29	Rodman-12
5/28	HOU	16,611	W 103-81	Robinson-20	Rodman-19
5/30	SA	35,888	L 90-111	Robinson-22	Robinson/Rodman-12
6/01	HOU	16,611	L 95-100	Johnson/Robinson-19	Rodman-17

1996 FIRST ROUND VS. PHOENIX — WON 3-1

DATE	SITE	ATT.	SCORE	TOP SCORER	TOP REBOUNDER
4/26	SA	16,545	W 120-98	Del Negro-29	Perdue-9
4/28	SA	19,507	W 110-105	Robinson-40	Robinson-21
5/01	PHO	19,023	L 93-94	Robinson-22	Perdue-9
5/03	PHO	19,023	W 116-98	Robinson-30	Robinson-13

1996 WESTERN CONFERENCE SEMIFINALS VS. UTAH — LOST 4-2

5/07	SA	15,112	L 75-95	Robinson-29	Perdue-7
5/09	SA	18,635	W 88-77	Robinson-24	Robinson-12
5/11	UT	19,911	L 75-105	Elliott-17	Robinson-9
5/12	UT	19,911	L 86-101	Elliott-22	Person/Perdue-7
5/14	SA	34,215	W 98-87	Robinson-24	Robinson-15
5/16	UT	19,911	L 81-108	Del Negro/Robinson-17	Robinson-8

1998 FIRST ROUND VS. PHOENIX — WON 3-1

DATE	SITE	ATT.	SCORE	TOP SCORER	TOP REBOUNDER
4/23	PHO	19,023	W 102-96	Duncan-32	Robinson-15
4/25	PHO	19,023	L 101-108	Robinson-23	Robinson-16
4/27	SA	20,486	W 100-88	Duncan-22	Duncan-14
4/29	SA	27,528	W 99-80	Johnson-30	Robinson-21

1998 WESTERN CONFERENCE SEMIFINALS VS. UTAH — LOST 4-1

5/05	UT	19,911	L 82-83	Duncan-33	Robinson-16
5/07	UT	19,911	L 106-109 (OT)	Duncan-26	Robinson-14
5/09	SA	26,086	W 86-64	Robinson-21	Perdue-11
5/10	SA	28,587	L 73-82	Duncan-22	Robinson-11
5/12	UT	19,911	L 77-87	Robinson-21	Robinson-13

SPURS ALL-TIME PLAYOFF RESULTS

1999 FIRST ROUND VS. MINNESOTA — WON 3-1

DATE	SITE	ATT.	SCORE	TOP SCORER	TOP REBOUNDER
5/09	SA	22,356	W 99-86	Duncan-26	Duncan-12
5/11	SA	22,494	L 71-80	Duncan-18	Duncan-16
5/13	MIN	17,444	W 85-71	Johnson-24	Robinson-18
5/15	MIN	15,898	W 92-85	Robinson-19	Robinson-11

1999 WESTERN CONFERENCE SEMIFINALS VS. LA LAKERS — WON 4-0

5/17	SA	25,297	W 87-81	Duncan-25	Perdue-9
5/19	SA	33,293	W 79-76	Duncan-21	Duncan-8
5/22	LA	17,505	W 103-91	Duncan-37	Duncan-14
5/23	LA	17,505	W 118-107	Duncan-33	Duncan-14

1999 WESTERN CONFERENCE FINALS VS. PORTLAND — WON 4-0

5/29	SA	35,165	W 80-76	Duncan/Robinson-21	Duncan-13
5/31	SA	35,260	W 86-85	Duncan-23	Duncan-10
6/04	POR	20,732	W 85-63	Jackson-19	Robinson-9
6/06	POR	20,735	W 94-80	Robinson-20	Robinson-10

1999 FINALS VS. NEW YORK — WON 4-1

6/16	SA	39,514	W 89-77	Duncan-33	Duncan-16
6/18	SA	39,554	W 80-67	Duncan-25	Duncan-15
6/21	NY	19,763	L 81-89	Robinson-25	Duncan-12
6/23	NY	19,763	W 96-89	Duncan-28	Duncan-18
6/25	NY	19,763	W 78-77	Duncan-31	Robinson-12

2000 FIRST ROUND VS. PHOENIX – LOST 3-1

DATE	SITE	ATT.	SCORE	TOP SCORER	TOP REBOUNDER
4/22	SA	21,916	L 70-72	Elliott-15	Walker-16
4/25	SA	20,617	W 85-70	Robinson-25	Robinson-15
4/29	PHO	19,023	L 94-101	Robinson-37	Robinson-13
5/02	PHO	19,023	L 78-89	Robinson-21	Robinson-16

2001 FIRST ROUND VS. MINNESOTA – WON 3-1

DATE	SITE	ATT.	SCORE	TOP SCORER	TOP REBOUNDER
4/21	SA	33,983	W 87-82	Duncan-33	Duncan-15
4/23	SA	31,759	W 86-69	Duncan-18	Duncan/Robinson-11
4/28	MIN	17,676	L 84-93	Robinson-22	Robinson-17
4/30	MIN	16,336	W 97-84	Duncan-24	Duncan-16

2001 WESTERN CONFERENCE SEMIFINALS VS. DALLAS – WON 4-1

5/05	SA	32,798	W 94-78	Duncan-31	Duncan-13
5/07	SA	27,690	W 100-86	Duncan-25	Duncan-22
5/09	DAL	18,237	W 104-90	Robinson-19	Duncan/Robinson-14
5/12	DAL	18,187	L 108-112	Duncan-29	Duncan-18
5/14	SA	25,853	W 105-87	Duncan-32	Duncan-20

2001 WESTERN CONFERENCE FINALS VS. LA LAKERS – LOST 4-0

5/19	SA	36,068	L 90-104	Duncan-28	Duncan-14
5/21	SA	35,574	L 81-88	Duncan-40	Duncan-15
5/25	LA	18,997	L 72-111	Robinson-24	Duncan-13
5/27	LA	18,997	L 82-111	Daniels/Duncan-15	Robinson-11

2002 FIRST ROUND VS. SEATTLE – WON 3-2

DATE	SITE	ATT.	SCORE	TOP SCORER	TOP REBOUNDER
4/20	SA	23,634	W 110-89	Duncan/Parker-21	Duncan-10
4/22	SA	23,059	L 90-98	Duncan-32	Duncan-12
4/27	SEA	17,072	W 102-75	Duncan-27	Duncan-13
5/01	SEA	17,072	L 79-91	Rose-28	Rose-13
5/03	SA	23,369	W 101-78	Duncan-23	Rose-13

2002 WESTERN CONFERENCE SEMIFINALS VS. LA LAKERS – LOST 4-1

5/05	LA	18,997	L 80-86	Duncan-26	Duncan-21
5/07	LA	18,997	W 88-85	Duncan-27	Duncan-17
5/10	SA	35,520	L 89-99	Duncan-28	Duncan-12
5/12	SA	32,342	L 85-87	Duncan-30	Duncan/Robinson-11
5/14	LA	18,997	L 87-93	Duncan-34	Duncan-25

SPURS ALL-TIME PLAYOFF RESULTS

2003 FIRST ROUND VS. PHOENIX – WON 4-2

DATE	SITE	ATT.	SCORE	TOP SCORER	TOP REBOUNDER
4/19	SA	19,217	L 95-96 (OT)	Jackson-23	Duncan-13
4/21	SA	19,217	W 84-76	Jackson-23	Duncan-12
4/25	PHO	19,023	W 99-86	Parker-29	Duncan-23
4/27	PHO	18,756	L 84-86	Duncan-24	Rose-14
4/29	SA	19,217	W 94-82	Rose-27	Duncan-17
5/01	PHO	18,913	W 87-85	Jackson-21	Duncan-20

2003 WESTERN CONFERENCE SEMIFINALS VS. LA LAKERS – WON 4-2

5/05	SA	18,797	W 87-82	Duncan-28	Robinson-11
5/07	SA	18,797	W 114-95	Bowen-27	Duncan-13
5/09	LA	18,997	L 95-110	Duncan-28	Duncan-11
5/11	LA	18,997	L 95-99	Duncan-36	Jackson-11
5/13	SA	18,797	W 96-94	Duncan-27	Duncan-14
5/15	LA	18,997	W 110-82	Duncan-37	Duncan-16

2003 WESTERN CONFERENCES FINALS VS. DALLAS – WON 4-2

5/19	SA	18,797	L 110-113	Duncan-40	Duncan 15
5/21	SA	18,797	W 119-106	Duncan-32	Duncan 15
5/23	DAL	20,695	W 96-83	Duncan-34	Duncan 24
5/25	DAL	20,561	W 102-95	Parker-25	Duncan 20
5/27	SA	18,797	L 91-103	Duncan-23	Duncan 15
5/29	DAL	20,812	W 90-78	Jackson-24	Rose 11, Duncan 11

2003 FINALS VS. NEW JERSEY – WON 4-2

6/04	SA	18,797	W 101-89	Duncan-32	Duncan-20
6/06	SA	18,797	L 85-87	Parker-21	Duncan-12
6/08	NJ	19,280	W 84-79	Parker-26	Duncan-16
6/11	NJ	19,280	L 76-77	Duncan-23	Duncan-17
6/13	NJ	19,280	W 93-83	Duncan-29	Duncan-17
6/15	SA	18,797	W 88-77	Duncan-21	Duncan-20

2004 FIRST ROUND VS. MEMPHIS – WON 4-0

DATE	SITE	ATT.	SCORE	TOP SCORER	TOP REBOUNDER
5/17	SA	18,797	W 98-74	Duncan-9	Duncan-9
5/19	SA	18,797	W 87-70	Parker-27	Duncan-12
5/22	MEM	19,351	W 95-93	Duncan-22	Duncan-13
5/25	MEM	19,351	W 110-97	Parker-29	Duncan/Horry-7

2004 WESTERN CONFERENCE SEMIFINALS VS. LA LAKERS – LOST 4-2

5/02	SA	18,797	W 88-78	Duncan-30	Duncan-11
5/05	SA	18,797	W 95-85	Parker-30	Bowen/Duncan-7
5/09	LA	18,997	L 81-105	Ginobili-17	Duncan-13
5/11	LA	18,997	L 90-98	Ginobili-20	Duncan-10
5/13	SA	18,797	L 73-74	Duncan-21	Duncan-21
5/15	LA	18,997	L 76-88	Duncan-20	Duncan-11

2005 FIRST ROUND VS. DENVER – WON 4-1

DATE	SITE	ATT.	SCORE	TOP SCORER	TOP REBOUNDER
4/24	SA	18,797	L 87-93	Ginobili-23	Mohammed-15
4/27	SA	18,797	W 104-76	Duncan-24	Duncan/Horry-9
4/30	DEN	19,913	W 86-78	Ginobili-32	Duncan-11
5/02	DEN	19,776	W 126-115 (OT)	Duncan-39	Duncan-14
5/04	SA	18,797	W 99-89	Parker-21	Mohammed-13

2005 WESTERN CONFERENCE SEMIFINALS VS. SEATTLE – WON 4-2

5/08	SA	18,797	W 103-81	Parker-29	Duncan-9
5/10	SA	18,797	W 108-91	Ginobili-28	Mohammed-10
5/12	SEA	17,072	L 91-92	Duncan-23	Duncan-11
5/15	SEA	17,072	L 89-101	Duncan-35	Duncan-10
5/17	SA	18,797	W 103-90	Ginobili-39	Duncan-14
5/19	SEA	17,072	W 98-96	Duncan-26	Duncan-9

2005 WESTERN CONFERENCE FINALS VS. PHOENIX – WON 4-1

5/22	PHO	18,422	W 121-114	Parker-29	Duncan-15
5/24	PHO	18,422	W 111-108	Duncan-30	Duncan/Mohammed-8
5/28	SA	18,797	W 102-92	Duncan-33	Duncan-15
5/30	SA	18,797	L 106-111	Ginobili-28	Duncan-16
6/01	PHO	18,422	W 101-95	Duncan-31	Duncan-15

2005 FINALS VS. DETROIT – WON 4-3

6/09	SA	18,797	W 84-69	Ginobili-26	Duncan-17
6/12	SA	18,797	W 97-76	Ginobili-27	Duncan-11
6/14	DET	22,076	L 79-96	Parker-21	Duncan-10
6/16	DET	22,076	L 71-102	Duncan-16	Duncan-16
6/19	DET	22,076	W 96-95 (OT)	Duncan-26	Duncan-19
6/21	SA	18,797	L 86-95	Duncan/Ginobili-21	Duncan-15
6/23	SA	18,797	W 81-74	Duncan-25	Duncan-11

SPURS ALL-TIME PLAYOFF RESULTS

2006 FIRST ROUND VS. SACRAMENTO – WON 4-2

DATE	SITE	ATT.	SCORE	TOP SCORER	TOP REBOUNDER
4/22	SA	18,797	W 122-88	Parker-25	Mohammed-8
4/25	SA	18,797	W 128-119 (OT)	Ginobili-32	Duncan-13
4/28	SAC	17,317	L 93-94	Duncan-29	Duncan-12
4/30	SAC	17,317	L 84-102	Parker-22	Duncan-8
5/02	SA	18,797	W 109-98	Ginobili-27	Duncan/Ginobili-9
5/05	SAC	17,317	W 105-83	Parker-31	Horry-7

2006 WESTERN CONFERENCE SEMIFINALS VS. DALLAS – LOST 4-3

5/07	SA	18,797	W 87-85	Duncan-31	Duncan-13
5/09	SA	18,797	L 91-113	Duncan-28	Duncan-9
5/13	DAL	20,865	L 103-104	Duncan-35	Duncan-12
5/15	DAL	20,969	L 118-123 (OT)	Parker-33	Duncan-13
5/17	SA	18,797	W 98-97	Duncan-36	Duncan-12
5/19	DAL	20,986	W 91-86	Ginobili-30	Ginobili-10
5/22	SA	18,797	L 111-119 (OT)	Duncan-41	Duncan-15

2007 FIRST ROUND VS. DENVER – WON 4-1

DATE	SITE	ATT.	SCORE	TOP SCORER	TOP REBOUNDER
4/22	SA	18,797	L 89-95	Parker-19	Duncan-10
4/25	SA	18,797	W 97-88	Duncan-22	Oberto-10
4/28	DEN	19,951	W 96-91	Parker-21	Duncan-13
4/30	DEN	19,644	W 96-89	Duncan-22	Duncan-11
5/2	SA	18,797	W 93-78	Finley-26	Duncan-12

2007 WESTERN CONFERENCE SEMIFINALS VS. PHOENIX – WON 4-2

5/6	PHO	18,422	W 111-106	Duncan-33	Duncan-16
5/8	PHO	18,422	L 81-101	Duncan-29	Duncan-11
5/12	SA	18,797	W 108-101	Duncan-33	Duncan-19
5/14	SA	18,797	L 98-104	Parker-23	Duncan-11
5/16	PHO	18,422	W 88-85	Ginobili-26	Duncan-12
5/18	SA	18,797	W 114-106	Ginobili -33	Duncan-13

2007 WESTERN CONFERENCE FINALS VS. UTAH – WON 4-1

5/20	SA	18,300	W 108-100	Duncan-27	Duncan-10
5/22	SA	18,797	W 105-96	Duncan-26	Duncan-14
5/26	UT	19,911	L 83-109	Parker-25	Duncan-8
5/28	UT	19,911	W 91-79	Ginobili-22	Oberto-11
5/30	SA	18,797	W 109-84	Duncan/Parker-21	Duncan-10

2007 FINALS VS. CLEVELAND – WON 4-0

6/7	SA	18,797	W 85-76	Parker-27	Duncan-13
6/10	SA	18,797	W 103-92	Parker-22	Duncan/Horry-9
6/12	CLE	20,562	W 75-72	Parker-17	Duncan/Bowen-9
6/14	CLE	20,562	W 83-82	Ginobili-27	Duncan-15

2008 FIRST ROUND VS. PHOENIX – WON 4-1

DATE	SITE	ATT.	SCORE	TOP SCORER	TOP REBOUNDER
4/19	SA	18,797	W 117-115 (2OT)	Duncan-40	Duncan-15
4/22	SA	18,797	W 102-96	Parker-32	Duncan-17
4/25	PHO	18,422	W 115-99	Parker-41	Duncan-10
4/27	PHO	18,422	L 85-106	Parker-18	Duncan-10
4/29	SA	18,797	W 92-87	Parker-31	Duncan-17

2008 WESTERN CONFERENCE SEMIFINALS VS. NEW ORLEANS – WON 4-3

5/3	NO	18,040	L 82-101	Parker-23	Ginobili/Oberto-6
5/5	NO	17,927	L 84-102	Duncan-18	Duncan-8
5/8	SA	18,797	W 110-99	Ginobili/Parker-31	Duncan-13
5/11	SA	18,797	W 100-80	Parker-22	Duncan-15
5/13	NO	18,246	L 79-101	Ginobili-20	Duncan-23
5/15	SA	18,797	W 99-80	Ginobili-25	Duncan-15
5/19	NO	18,235	W 91-82	Ginobili-26	Duncan-14

2008 WESTERN CONFERENCE FINALS VS. LA LAKERS – LOST 4-1

5/21	LA	18,997	L 85-89	Duncan-30	Duncan-18
5/23	LA	18,997	L 71-101	Parker-13	Duncan-16
5/25	SA	18,797	W 103-84	Ginobili -30	Duncan-21
5/27	SA	18,797	L 91-93	Duncan-29	Duncan-17
5/29	LA	18,997	L 92-100	Parker-23	Duncan-15

2009 FIRST ROUND VS. DALLAS – LOST 4-1

DATE	SITE	ATT.	SCORE	TOP SCORER	TOP REBOUNDER
4/18	SA	18,797	L 97-105	Duncan - 27	Duncan - 9
4/20	SA	18,797	W 105-84	Parker - 38	Duncan - 11
4/23	DAL	20,491	L 67-88	Parker - 12	Thomas - 10
4/25	DAL	20,829	L 90-99	Parker - 43	Duncan - 10
4/28	SA	18,797	L 93-106	Duncan - 30	Duncan - 8

SPURS ALL-TIME PLAYOFF RESULTS

2010 FIRST ROUND VS. DALLAS – WON 4-2

DATE	SITE	ATT.	SCORE	TOP SCORER	TOP REBOUNDER
4/18	DAL	20,372	L 94-100	Duncan – 27	Duncan/McDyess – 8
4/21	DAL	20,728	W 102-88	Duncan – 25	Duncan – 17
4/23	SA	18,581	W 94-90	Duncan – 25	McDyess – 6
4/25	SA	18,581	W 92-89	Hill – 29	Duncan – 11
4/27	DAL	20,557	L 103-81	Parker – 18	Blair – 8
4/29	SA	18,581	W 97-87	Ginobili – 26	Duncan – 10

2010 WESTERN CONFERENCE SEMIFINALS VS. PHOENIX – LOST 4-0

DATE	SITE	ATT.	SCORE	TOP SCORER	TOP REBOUNDER
5/3	PHO	18,422	L 102-111	Ginobili – 27	Duncan – 11
5/5	PHO	18,422	L 102-110	Duncan – 29	Duncan/Jefferson – 10
5/7	SA	18,581	L 96-110	Ginobili – 27	Duncan – 13
5/9	SA	18,581	L 101-107	Parker – 22	Duncan/Jefferson – 8

2011 FIRST ROUND VS. MEMPHIS – LOST 2-4

DATE	SITE	ATT.	SCORE	TOP SCORER	TOP REBOUNDER
4/17	SA	18,581	L 98-101	Parker – 20	Duncan – 13
4/20	SA	18,581	W 93-87	Ginobili – 17	Duncan -10
4/23	MEM	18,119	L 88-91	Ginobili – 23	Duncan – 11
4/25	MEM	18,119	L 86-104	Parker – 23	Splitter – 9
4/27	SA	18,581	W 110-103 (OT)	Ginobili – 33	Duncan – 12
4/29	MEM	18,119	L 91-99	Parker – 23	Duncan – 10

2012 FIRST ROUND VS. UTAH – WON 4-0

DATE	SITE	ATT.	SCORE	TOP SCORER	TOP REBOUNDER
4/29	SA	18,581	W 106-91	Parker – 28	Duncan – 11
5/2	SA	18,581	W 114-83	Parker – 18	Duncan – 13
5/5	UTA	19,911	W 102-90	Parker – 27	Splitter – 8
5/7	UTA	19,911	W 87-81	Ginobili – 17	Jackson – 6

2012 WESTERN CONFERENCE SEMIFINALS VS. L.A. CLIPPERS – WON 4-0

DATE	SITE	ATT.	SCORE	TOP SCORER	TOP REBOUNDER
5/15	SA	18,581	W 108-92	Ginobili – 22	Diaw – 12
5/17	SA	18,581	W 105-88	Parker – 22	Leonard – 6
5/19	LA	19,060	W 96-86	Parker – 23	Duncan – 13
5/20	LA	19,060	W 102-99	Duncan – 21	Duncan – 9

2012 WESTERN CONFERENCE FINALS VS. OKLAHOMA CITY – LOST 2-4

DATE	SITE	ATT.	SCORE	TOP SCORER	TOP REBOUNDER
5/27	SA	18,581	W 101-98	Ginobili – 26	Duncan – 11
5/29	SA	18,581	W 120-111	Parker – 34	Duncan – 12
5/31	OKC	18,203	L 82-102	Parker/Jackson – 16	3 Players – 6
6/2	OKC	18,203	L 103-109	Duncan – 21	Leonard – 9
6/4	SA	18,581	L 103-108	Ginobili – 34	Duncan – 12
6/6	OKC	18,203	L 99-107	Parker – 29	Duncan – 14

\$100

THE ABA
YEARS



DALLAS
FORT
WORTH
LUBBOCK



CHAPARRALS

TEXAS

Chaparrals



70 71

PRESS - RADIO - TV GUIDE

A LOOK BACK AT THE ABA YEARS

THE COACHES

1967-69 - CLIFF HAGAN

1969-70 - CLIFF HAGAN & MAX WILLIAMS

1970-71 - MAX WILLIAMS & BILL BLAKELEY

1971-72 - TOM NISSALKE

1972-73 - BABE MCCARTHY & DAVE BROWN

1973-74 - TOM NISSALKE

1974-76 - BOB BASS



THE STARS

CLIFF HAGAN


FIRST PLAYER-COACH

Player-Coach Cliff Hagan was a big reason for the Chaparrals early success ... he was a five-time All-Star with the St. Louis Hawks prior to arriving in Dallas ... his physical style was perfect for the ABA and in his first season of 1967-68, Hagan averaged 18.2 points per game, leading to another All-Star selection. He was relieved of his coaching duties in January 1970, when General Manager Max Williams took over as head coach.

JOHN BEASLEY

1968, 1969 & 1970 ABA ALL-STAR

John Beasley was the biggest surprise for the Dallas Chaparrals in their inaugural season ... in his first year, Beasley averaged 19.7 points per game ... he made the ABA All-Star Team each of his first three seasons and was named the MVP of the 1969 All-Star Game ... he also garnered All-ABA Second Team honors in 1968 and 1969 ... Beasley ranks second in Spurs ABA history in games, points, field goals made and field goals attempted ... for his career with the Chaparrals, Beasley averaged 17.9 points and 11.0 rebounds while shooting .494 from the field and .828 from the free throw line.



RON BOONE

1968-69 ABA ALL-ROOKIE FIRST TEAM

A major bright spot of the Chaparrals' 1968-69 season was rookie phenom Ron Boone ... Boone attracted very little attention during his college career at Idaho State, but that all changed when he got to the pros ... Boone finished second to Warren Armstrong of Oakland for Rookie of the Year accolades ... in his rookie season, Boone averaged 18.9 points, 5.1 rebounds and 3.6 assists while shooting .434 from the field and .812 from the free throw line.

GLEN COMBS

1970 ABA ALL-STAR

Glen Combs shined along with Boone during his rookie season ... in 1968-69, Combs averaged 15.4 points per game while shooting .361 from three-point range ... the following year, Combs averaged a team-high 22.2 points in addition to 3.4 rebounds and 4.1 assists ... he made one All-Star appearance as a Chaparral in 1970.



CINCINNATUS POWELL

1970 ABA ALL-STAR

Cincinnatus 'Cincy' Powell averaged 19.3 points, 9.0 rebounds and 2.1 assists, while shooting .476 from the field during his time in Dallas ... Powell was named to the 1967-68 All-ABA Second Team ... he also earned one trip to the All-Star Game in 1970.

RICH JONES

1973 & 1974 ABA ALL-STAR

For his career with the Chaparrals/Spurs, which spanned six seasons (1969-75), Rich Jones averaged 16.5 points, 8.0 rebounds and 3.1 assists, while shooting .430 from the field and .318 from three-point range ... Jones is the Spurs all-time ABA leader in games, points, field goals made and field goals attempted ... he also ranks second in free throws made and attempted, rebounds and assists ... Jones was a two-time All-Star in 1973 and 1974.

SWEN NATER

1974 ABA ROOKIE OF THE YEAR

The first big move in Spurs history paid dividends from the start ... in November, 1973 the Spurs obtained Swen Nater from the Virginia Squires in exchange for draft picks and cash ... Nater appeared in 62 games with San Antonio after playing in 17 games with the Squires during the 1973-74 season ... for the season he totaled 79 games, averaging 14.1 points and 12.6 rebounds while shooting .552 from the field ... in addition to winning ABA Rookie of the Year honors, Nater was named to the All-ABA Second Team, appeared in the 1974 ABA All-Star Game and led the league in field goal percentage.

GEORGE GERVIN


1974, 1975 & 1976 ABA ALL-STAR

During his ABA years with the Spurs, George Gervin made three consecutive All-Star appearances from 1974-76 ... he also was a two-time All-ABA Second Team member for the 1974-75 and 1975-76 seasons ... Gervin's best ABA season with the Spurs came in 1974-75 when he averaged 23.4 points and 8.3 rebounds ... for his ABA career with the Spurs, which spanned three seasons (1973-76), Gervin averaged 22.2 points, 7.6 rebounds and 2.4 assists, while shooting .484 from the field and .844 from the free throw line.

JAMES SILAS

1976 ALL-ABA FIRST TEAM

James Silas enjoyed the best season of his 10-year career during the 1975-76 season ... he appeared in all 84 games, averaging 23.8 points, 5.4 assists, 4.0 rebounds and 1.85 steals in 37.0 minutes per contest ... Silas was the first Spur to be named to the All-ABA First Team and also earned a spot on the 1976 ABA All-Star Team.



THE BIG STORIES

THE BEGINNING

February 2, 1967

On February 2, 1967, a Dallas ABA franchise is awarded for \$30,000 to August Speth, Gary Davidson, John Klug, James Peters ... the team is sold prior to the league's first season to a group including Robert S. Folsom, J. Lindsay Embrey, Richard Bruton, Joseph W. Geary, Graham R. E. Koch and Lawrence S. Pollock ... Folsom was named President ... Max Williams was named General Manager ... the team played in Memorial Auditorium and Moody Coliseum ... Cliff Hagan ended his one-year retirement to become the team's player-coach ... they drafted Pat Riley (who signed with San Diego of the NBA) ... they signed John Beasley, Charlie Beasley, Cincy Powell, Maurice McHartley, and Bob Verga.

"DALLAS" BECOMES "TEXAS"

1970-71 Season

For the 1970-71 season, Chaparrals management tried its greatest experiment – regionalization ... the name of the team was changed to the "Texas" Chaparrals ... while Texas still played most of its games in Dallas, the team also played in Lubbock and Fort Worth ... this experiment fizzled in a dramatic way ... while the crowds in Dallas remained strong, attendance in Fort Worth and Lubbock steadily declined over the season ... the breaking point came on January 5, 1971, when less than 200 fans showed up in Fort Worth to see the Chaps play the Pittsburgh Condors (the crowd was actually announced as 500) ... management promptly canceled the last five games scheduled for Fort Worth and switched them to Dallas.

FIRST NBA-ABA EXHIBITION GAME

September 21, 1971

In the summer of 1971, a merger between the NBA and ABA appeared imminent ... Basketball Weekly reported that "The American basketball public is clamoring for a merger. So are the NBA and ABA owners, the two commissioners and every college coach. The war is over. The Armistice will be signed soon" ... in this short-lived congenial atmosphere, the two leagues agreed to play preseason interleague exhibition games for the first time ... even though the merger talks fell apart before the 1971-72 season, the ABA vs. NBA exhibition games stayed alive ... the Chaparrals hosted the first NBA vs. ABA game on September 21, 1971 ... Kareem Abdul-Jabbar scored 32 points to lead the NBA's Milwaukee Bucks past John Beasley and the ABA Dallas Chaparrals, 106-103 ... 7,800 fans paid the largest gate in Dallas franchise history to see the game.



CHAPARRALS MOVE SOUTH

Summer of 1973

When the Dallas Chaparrals first moved to San Antonio in the summer of 1973, the franchise was actually on a three-year lease ... shortly after the 1972-73 season ended a group of San Antonio businessmen - led by John Schaefer, Red McCombs, Angelo Drossos and Art Burdick negotiated the unique deal ... the first ownership group consisted of 35 stockholders ... the team struggled to gain interest early said treasurer Maury Holden, "I can remember one night, Pat Tallman (the Spurs PA announcer) said it might be easier to introduce the people in the crowd instead of the starting line-ups." ... as the season went on the support grew ... during the season the group of 27 investors arranged to purchase the team from the Dallas group and by the end of the season - after the team had acquired Swen Nater and George Gervin - Spurs fever had arrived in San Antonio.

SPURS FIRST GAME

October 10, 1973

In the first game in San Antonio history, the Silver and Black fell to the San Diego Conquistadors 121-106 in the HemisFair Arena in front of 5,879 fans ... the starting lineup that night was Rich Jones, Goo Kennedy, Bob Netolicky, Joe Hamilton and James Silas ... the Conquistadors were coached by NBA legend Wilt Chamberlain ... Chamberlain was assisted by Stan Albeck, who would go on to coach the Spurs from 1980-83.



THE ICEMAN COMETH

January 30, 1974

It wasn't easy but it was worth it ... the official date is January 30, 1974 ... that's when George Gervin was obtained by San Antonio as Virginia sold his rights to the Spurs ... but after the trade it took a few weeks before "Iceman" was free and clear to become a Spur ... the Squires were in financial trouble and had been unloading players (including Julius Erving and Swen Nater) ... so then the ABA - and eventually Virginia - contested the Gervin deal ... first Gervin had to hide out in a San Antonio hotel room for about a week ... then on February 7 he finally made his Spurs debut (finishing with 12 points in 27 minutes vs. Utah) but only after U.S. District Court Judge Adrian Spears granted the Spurs a 10-day restraining order against the Squires and the ABA clearing Gervin to suit up for the Silver and Black ... finally by the middle of February all the legal issues were dealt with and Gervin was a Spur ... Gervin spent 12 of his 14 professional seasons with the Spurs and on February 5, 1996, was elected to the Basketball Hall of Fame.



THE MERGER

June 17, 1976

Thanks to the leadership of Angelo Drossos the Spurs were one of four ABA teams - along with the Denver Nuggets, the Indiana Pacers and the New York Nets - to jump to the NBA as part of a merger between the two leagues ... it was a long struggle for Drossos and the Spurs ... in January of 1976 he was named to an ABA committee pursuing the merger ... then, when the merger occurred, Drossos was forced to find 30 new investors to cover the \$5 million NBA entry fee.

NEWS AND NOTES



- The Dallas Chaparrals always hovered near the middle of the ABA pack ... around the league, the Chaps were known for the vast wealth of their ownership group ... while the Dallas owners had money, they refused to spend it on their basketball team ... the Chaps rarely, if ever, signed any of their high draft picks ... in fact, the best draft "find" in Dallas franchise history, Ron Boone, was a relatively unknown eighth round pick.
- In the ABA's inaugural season, the Chaps had the fourth best record in the league and finished second in the Western Division ... they crushed the Houston Mavericks in the first round of the playoffs, but then easily succumbed to the New Orleans Buccaneers in the Western Division Finals ... the chief reason for the team's early success was player-coach Cliff Hagan, the former NBA All-Star with the St. Louis Hawks ... Hagan's physical style was perfect for the early ABA, and he averaged 18.2 points per game that first year.
- Things started to change by Dallas' third season though ... the team struggled early on as enforcer Cincy Powell suffered both a broken jaw and a sprained ankle ... Hagan's coaching style also began to grate on his players and team management ... some Dallas players hated playing for Hagan because he was a "screamer" ... Chaps management felt that what the team needed was more encouragement, rather than constant yelling and screaming ... Hagan was fired in January 1970, and General Manager Max Williams took over the team ... the team improved a little after Williams took over (it averaged an impressive 128 points per game), and finished in second place behind Denver ... Glen Combs probably was the team's MVP, averaging 22.2 points per game ... in the playoffs however, Dallas was upset in the first round by the surprising Los Angeles Stars.
- For the 1970-71 season, the team lacked direction and confidence -- team leader John Beasley had been traded ... rookies Rich Jones and Joe Hamilton showed promise, but could not carry the team ... most of the season, Texas engaged in a nip and tuck battle with Denver for the last playoff spot in the Western Division ... General Manager Max Williams watched his team struggle in last place early in the season before he finally decided to fire himself ... he gave up the coaching position to Bill Blakeley, who promptly lost two games in a row for the first time in his 13 year head coaching career ... in the middle of the season, the team made a trade which it would live to regret -- it sent Ron Boone and Glen Combs to Utah for a disgruntled Donnie Freeman and a banged-up Wayne Hightower ... observers first thought that Texas got the better deal--but soon changed their minds as Boone and Combs became important elements of Utah's 1971 championship team ... in fact, after Texas nipped the Denver Rockets in a one-game playoff for the final playoff spot in the Western Division, Boone and Combs led Utah past Texas in four straight games.
- For the next season, the team "returned" to Dallas and played all of its games there ... their new young coach was Tom Nissalke, the former assistant coach of the NBA's Milwaukee Bucks ... Nissalke got the most out of his players (including the talented Rich Jones and Joe Hamilton) and managed to guide the team to a .500 record and third place in the Western Division ... for his efforts, Nissalke won the ABA Coach of the Year award ... however, Dallas was once again swept by Utah in four straight games in the first round of the playoffs.
- Strangely, the team declined to hang on to Nissalke ... Nissalke promptly found a new head coaching job with the Seattle Supersonics of the NBA ... the Chaps' latest coach was Babe "Magnolia Mouth" McCarthy ... unfortunately, the team floundered under McCarthy, and the respected coach was fired ... the Chaps finished with only 28 wins, two games behind the ABA's new expansion team, the San Diego Conquistadors ... for the first time in their existence, the franchise failed to make the playoffs ... it was also the last season for the team in Dallas, as the owners decided to lease the team to Angelo Drossos in San Antonio for the 1973-74 season ... the team became the San Antonio Spurs, and eventually stayed in that city under the ownership of Drossos.

- In an attempt to get the team back to their winning ways, they brought back Head Coach Tom Nissalke for the 1974-75 season ... However, midway through the season, Bob Bass replaced Nissalke when he was named head coach on December 13, 1974 ... Bass was credited with instilling a run-and-gun style to the Spurs attack ... he also moved George Gervin from forward to guard ... Bass would go on to have an illustrious career in San Antonio, serving in a variety of roles: general manager, vice president of basketball operations, assistant to the chairman, head coach and assistant coach during his 20 years with the Spurs ... During his 1,617 games in San Antonio, the Spurs posted a 877-740 record ... Bass was twice named NBA Executive of the Year (in 1990 with the Spurs and in 1997 with the Charlotte Hornets).
- San Antonio hosted the 1975 ABA All-Star Game ... a crowd of 10,449 packed the HemisFair Arena as the East beat the West 151-124 on Jan. 28, 1975 ... the Western squad featured three Spurs – George Gervin, Swen Nater and James Silas ... Willie Nelson sang the National Anthem and Freddie Lewis was the MVP of the game (as MVP he was awarded a horse – Tuff Julie – and a hand-sewn saddle ... but rather than try to ship the horse to his home in Arizona he instead took the auction price of \$1,950).
- Fans in the Alamo City saw one of the more interesting, albeit one of the last games in ABA history on April 7, 1976 ... a leak in the roof at the HemisFair Arena forced the Spurs-Indiana Pacers game to be played under some different rules ... because a portion of the court was coned off in the slippery area it was decided there would be no pressing of the ball handler outside of the 3-point lines and there would be no fast break allowed ... the game was also played with a running clock on dead balls to make up for the nearly 40-minute delay to get the court “game-ready” ... the Spurs ended up winning the game 96-75 ... arena officials weren’t out of the woods after the game either ... with the Spurs set to host the New York Nets in the ABA playoffs two days later, contractors were able to patch the leaks in HemisFair’s roof , however they could not guarantee the patches in the event of another rain storm ... luckily for everyone involved the weather cooperated and no new “rules” were needed in the playoffs.

SOURCE/PHOTO CREDIT: www.remembertheaba.com



A LOOK BACK AT THE ABA YEARS

*SPURS / CHAPARRALS ABA ALL-TIME REGULAR SEASON LEADERS

GAMES

391 – Rich Jones
334 – John Beasley
328 – James Silas
324 – Coby Dietrick
292 – Joe Hamilton
276 – Charles Beasley
231 – George Karl
228 – Cincinnatus Powell
211 – Goo Kennedy
204 – Ron Boone

FG ATTEMPTED

6,002 – Rich Jones
4,873 – John Beasley
4,216 – James Silas
3,468 – Cincinnatus Powell
3,464 – George Gervin
3,461 – Joe Hamilton
3,155 – Donnie Freeman
3,032 – Glen Combs
2,932 – Ron Boone
2,056 – Charles Beasley

3-PT FG ATTEMPTED

732 – Glen Combs
694 – Joe Hamilton
365 – Rich Jones
135 – Ron Boone
124 – Charles Beasley
116 – George Gervin
81 – Steve Jones
80 – John Beasley
61 – Skeeter Swift
57 – Tom Hagan

FT ATTEMPTED

2,020 – James Silas
1,549 – Rich Jones
1,485 – Cincinnatus Powell
1,385 – John Beasley
1,214 – Glen Combs
1,198 – Donnie Freeman
1,099 – Ron Boone
993 – George Gervin
907 – Joe Hamilton
828 – Charles Beasley

POINTS

6,466 – Rich Jones
5,983 – John Beasley
5,978 – James Silas
4,392 – Cincinnatus Powell
4,219 – George Gervin
3,920 – Donnie Freeman
3,839 – Glen Combs
3,781 – Joe Hamilton
3,495 – Ron Boone
2,622 – Charles Beasley

FG PCT. (500 MADE)

.558 – Goo Kennedy (793-1,422)
.546 – Swen Nater (878-1,609)
.504 – Billy Paultz (566-1,124)
.504 – James Silas (2,123-4,216)
.496 – Cliff Hagan (511-1,031)
.494 – John Beasley (2,407-4,873)
.486 – Bob Netolicky (750-1,542)
.484 – George Gervin (1,675-3,464)
.483 – Manny Leaks (987-2,043)
.481 – Larry Kenon (647-1,344)

3-PT FG PCT. (10 MADE)

.355 – Glen Combs (260-732)
.346 – Steve Jones (28-81)
.333 – Tom Hagan (19-57)
.328 – Skeeter Swift (20-61)
.326 – Ron Boone (44-135)
.318 – Rich Jones (116-365)
.311 – Joe Hamilton (216-694)
.275 – John Beasley (22-80)
.267 – George Gervin (31-116)
.261 – Larry Jones (12-46)

FT PCT. (400 MADE)

.865 – Charles Beasley (716-828)
.859 – Steve Jones (422-491)
.857 – James Silas (1,732-2,020)
.844 – George Gervin (838-993)
.828 – John Beasley (1,147-1,385)
.813 – Donnie Freeman (974-1,198)
.810 – Joe Hamilton (735-907)
.807 – Cliff Hagan (401-497)
.800 – Glen Combs (971-1,214)
.796 – Ron Boone (875-1,099)

FG MADE

2,578 – Rich Jones
2,407 – John Beasley
2,123 – James Silas
1,675 – George Gervin
1,650 – Cincinnatus Powell
1,472 – Donnie Freeman
1,415 – Joe Hamilton
1,304 – Glen Combs
1,288 – Ron Boone
987 – Manny Leaks

3-PT FG MADE

260 – Glen Combs
216 – Joe Hamilton
116 – Rich Jones
44 – Ron Boone
31 – George Gervin
30 – Charles Beasley
28 – Steve Jones
22 – John Beasley
20 – Skeeter Swift
19 – Tom Hagan

FT MADE

1,732 – James Silas
1,194 – Rich Jones
1,147 – John Beasley
1,087 – Cincinnatus Powell
974 – Donnie Freeman
971 – Glen Combs
875 – Ron Boone
838 – George Gervin
735 – Joe Hamilton
716 – Charles Beasley

REBOUNDS

3,673 – John Beasley
3,137 – Rich Jones
2,123 – Swen Nater
2,047 – Cincinnatus Powell
1,782 – Coby Dietrick
1,763 – Manny Leaks
1,449 – George Gervin
1,362 – Goo Kennedy
1,324 – James Silas
1,138 – John Smith

ASSISTS

1,413 – James Silas
1,217 – Rich Jones
1,092 – Joe Hamilton
858 – Charles Beasley
744 – George Karl
716 – Coby Dietrick
695 – Glen Combs
693 – Ron Boone
662 – Donnie Freeman
514 – John Beasley

STEALS*

356 – James Silas
267 – George Gervin
238 – Coby Dietrick
221 – George Karl
158 – Rich Jones
123 – Mike Gale
91 – Larry Kenon
69 – Swen Nater
65 – Donnie Freeman
63 – Bird Averitt

PERSONAL FOULS

1,365 – Rich Jones
1,032 – Coby Dietrick
1,014 – John Beasley
1,013 – James Silas
820 – Joe Hamilton
779 – Cincinnatus Powell
777 – Goo Kennedy
701 – Ron Boone
681 – George Gervin
649 – Charles Beasley

TURNOVERS

912 – Rich Jones
896 – James Silas
791 – Ron Boone
653 – Cincinnatus Powell
584 – Glen Combs
541 – Charles Beasley
539 – John Beasley
530 – George Gervin
473 – Coby Dietrick
473 – Joe Hamilton

BLOCKED SHOTS*

291 – George Gervin
253 – Billy Paultz
236 – Coby Dietrick
135 – Swen Nater
49 – James Silas
45 – Rich Jones
43 – Larry Kenon
40 – Mike Gale
30 – Mark Olberding
20 – George Karl

*Steals and Blocked Shots were not recorded until the 1973-74 season

*SPURS / CHAPARRALS ABA ALL-TIME PLAYOFF LEADERS

GAMES

27 – Rich Jones
25 – John Beasley
23 – Charles Beasley
21 – Cincinnatus Powell
20 – Coby Dietrick
20 – George Gervin
17 – George Karl
16 – Bob Bedell
14 – Donnie Freeman
14 – James Silas

FG ATTEMPTED

414 – George Gervin
366 – Cincinnatus Powell
365 – John Beasley
303 – Rich Jones
262 – Glen Combs
259 – Donnie Freeman
218 – Charles Beasley
202 – James Silas
182 – Ron Boone
169 – Swen Nater

3-PT FG ATTEMPTED

60 – Glen Combs
23 – Joe Hamilton
23 – Rich Jones
18 – Charles Beasley
16 – George Gervin
13 – John Beasley
12 – Ron Boone
12 – Levern Tart
9 – Bob Bedell
6 – Cincinnatus Powell

REBOUNDS

280 – John Beasley
236 – Cincinnatus Powell
200 – George Gervin
181 – Swen Nater
168 – Rich Jones
149 – Manny Leaks
108 – Coby Dietrick
80 – Larry Kenon
78 – Bob Bedell
72 – 2 tied

POINTS

538 – George Gervin
458 – Cincinnatus Powell
446 – John Beasley
302 – Glen Combs
295 – Rich Jones
270 – Donnie Freeman
264 – Charles Beasley
247 – James Silas
207 – Ron Boone
193 – Swen Nater

FG PCT. (50 MADE)

.543 – Coby Dietrick (70-129)
.515 – Swen Nater (87-169)
.490 – John Beasley (179-365)
.490 – George Gervin (203-414)
.466 – Larry Kenon (61-131)
.462 – Ron Boone (84-182)
.460 – James Silas (93-202)
.455 – Manny Leaks (76-167)
.454 – Charles Beasley (99-218)
.451 – Cincinnatus Powell (165-366)

FT MADE

128 – George Gervin
127 – Cincinnatus Powell
85 – John Beasley
65 – Glen Combs
63 – Charles Beasley
61 – James Silas
44 – Rich Jones
40 – Manny Leaks
38 – Donnie Freeman
36 – 2 tied

ASSISTS

92 – James Silas
81 – Ron Boone
80 – Charles Beasley
62 – Rich Jones
56 – Cincinnatus Powell
50 – Mike Gale
48 – Glen Combs
46 – George Gervin
45 – Coby Dietrick
45 – George Karl

FG MADE

203 – George Gervin
179 – John Beasley
165 – Cincinnatus Powell
123 – Rich Jones
116 – Donnie Freeman
111 – Glen Combs
99 – Charles Beasley
93 – James Silas
87 – Swen Nater
84 – Ron Boone

3-PT FG MADE

15 – Glen Combs
6 – Joe Hamilton
5 – Rich Jones
4 – George Gervin
3 – Charles Beasley
3 – John Beasley
3 – Ron Boone
2 – Maurice McHartley
2 – Levern Tart
2 – Henry Ward

FT ATTEMPTED

157 – Cincinnatus Powell
152 – George Gervin
99 – John Beasley
82 – James Silas
79 – Glen Combs
78 – Charles Beasley
65 – Rich Jones
53 – Donnie Freeman
53 – Manny Leaks
48 – Maurice McHartley

STEALS*

24 – Mike Gale
24 – James Silas
16 – George Karl
15 – Coby Dietrick
15 – George Gervin
12 – Rich Jones
5 – Allan Bristow
5 – Larry Kenon
4 – Swen Nater
3 – 2 Tied

BLOCKED SHOTS*

30 – George Gervin
20 – Coby Dietrick
16 – Billy Paultz
11 – Swen Nater
10 – Mike Gale
6 – Rich Jones
4 – Bird Averitt
4 – Larry Kenon
2 – 4 Tied

TURNOVERS


76 – Cincinnatus Powell
48 – Rich Jones
47 – Charles Beasley
47 – George Gervin
43 – John Beasley
42 – Ron Boone
41 – Maurice McHartley
39 – James Silas
38 – Glen Combs
38 – Coby Dietrick

PERSONAL FOULS

102 – Rich Jones
78 – John Beasley
73 – Cincinnatus Powell
72 – George Gervin
71 – Coby Dietrick
66 – Charles Beasley
52 – Ron Boone
51 – Maurice McHartley
45 – Bob Bedell
45 – James Silas

*Steals and Blocked Shots were not recorded until the 1973-74 season

1973-74 RECAP



Swen Nater

RECORD

45-39 (27-15 home: 18-24 road)
Third in Western Division

HONORS

Swen Nater, ABA Rookie of the Year
Swen Nater, All-ABA Second Team
Swen Nater, ABA All-Star
Rich Jones, ABA All-Star
Swen Nater, ABA FG Percentage Leader
Jack Ankersen, ABA Executive of the Year

PLAYOFFS

Lost to Indiana, First Round 4-3

SPURS LEADERS

Scoring: George Gervin 19.4 ppg
Rebounding: Swen Nater 13.6 rpg
Assists: James Silas 3.8 apg


Head Coach: Tom Nissalke
Assistant: Rudy Davalos

1973-74 SEASON NOTES

- The San Antonio Spurs were formed in the summer of 1973 when the Dallas Chaparrals of the ABA were sold to a group of San Antonio investors and moved to the Alamo City.
- Original ownership group was made up of 27 individuals, led by John Schaefer, Red McCombs, Art Burdick and Angelo Drossos.
- The first game in franchise history was a 121-106 loss to the San Diego Conquistadors on 10/10/73 in front of 5,879 fans in the HemisFair Arena ... the Spurs starting five was Rich Jones, Goo Kennedy, Bob Netolicky, Joe Hamilton and James Silas.
- In November the Spurs obtained Swen Nater from the Virginia Squires in exchange for cash and draft picks ... Nater was the Spurs leading rebounder in both 1973-74 and 1974-75.
- On 1/30/74 - in perhaps the biggest move in franchise history - the Spurs purchased George Gervin from

1973-74 SPURS FINAL STATISTICS (45-39)

PLAYER	G	MIN	2-POINT			3-POINT			REBOUNDING									SCORING	
			FGM-FGA	PCT.		FGM-FGAPCT.	FTM-FTAPCT.		OFF	DEF	TOT	AVG.	AST	TO	PF	BLK	STL	PTS	AVG.
Gervin	25	783	185-389	.476		0-6	.000	116-136	.853	62	144	206	8.2	45	64	98	34	26	486 19.4
Silas	84	3096	486-1016	.478		0-1	.000	349-420	.831	83	260	343	4.1	319	220	256	8	90	1321 15.7
Jones	78	2843	497-1129	.440		13-46	.283	186-241	.772	170	411	581	7.5	268	145	273	13	70	1219 15.6
Nater	62	2001	383-694	.552		0-1	.000	134-181	.740	248	596	844	13.6	112	153	177	48	26	900 14.5
Hamilton	43	1415	209-498	.420		19-86	.221	92-110	.836	27	89	116	2.7	162	82	92	1	51	567 13.2
Netolicky	19	488	100-195	.513		0-0	.000	29-46	.630	43	58	101	5.3	44	34	21	11	7	229 12.1
Averitt	74	1639	334-862	.387		9-50	.180	156-224	.696	44	77	121	1.6	132	137	166	6	63	851 11.5
Karl	74	1339	228-480	.475		8-22	.364	94-113	.832	41	85	126	1.7	160	92	161	10	65	574 7.8
Diétrick	84	2142	251-566	.443		0-3	.000	81-114	.711	200	332	532	6.3	253	151	285	50	89	583 6.9
Chambers	38	579	94-206	.456		0-0	.000	36-48	.750	37	66	103	2.7	42	28	74	3	11	224 5.9
Kennedy	76	1440	194-352	.551		0-0	.000	60-87	.690	121	266	387	5.1	83	79	240	15	59	448 5.9
Brown	2	26	5-6	.833		0-0	.000	0-0	.000	3	3	6	3.0	1	2	4	0	0	10 5.0
Terry	61	1093	131-292	.449		1-2	.500	36-41	.878	67	99	166	2.7	72	33	139	5	18	301 4.9
Hill	60	837	112-233	.481		0-11	.000	45-62	.726	59	113	172	2.9	62	63	145	16	13	269 4.5
Warren	36	486	61-133	.459		0-1	.000	32-35	.914	26	35	61	1.7	38	30	40	5	9	154 4.3
Swift	16	153	22-55	.400		1-12	.083	16-20	.800	5	11	16	1.0	15	13	26	0	3	63 3.9
SPURS	84		3292-7106	.463		51-241	.212	1462-1878	.778	1236	2645	3881	46.2	1808	1326	2197	225	600	8199 97.6
OPPONENTS	84		3042-6592	.461		107-372	.288	1721-2268	.759	1054	2557	3611	43.0	1764	1383	1970	409	601	8126 96.7



George Gervin

RECORD

51-33 (32-10 home; 19-23 road)
Second in Western Division

HONORS

George Gervin, All-ABA Second Team
Swen Nater, All-ABA Second Team
James Silas, All-ABA Second Team
George Gervin, ABA All-Star
Swen Nater, ABA All-Star
James Silas, ABA All-Star
Swen Nater, ABA Rebounding Title

PLAYOFFS

Lost to Indiana, First Round, 4-2

SPURS LEADERS

Scoring: George Gervin 23.4 ppg
Rebounding: Swen Nater 16.4 rpg
Assists: James Silas 4.9 apg

Head Coach: Tom Nissalke/Bob Bass
Assistant: Rudy Davalos


1974-75 SEASON NOTES

- The City of San Antonio hosted the 1975 ABA All-Star Game ... a crowd of 10,449 was on hand in the HemisFair Arena as the East beat the West 151-124 on 1/28/75 ... the Western squad featured three Spurs – George Gervin, Swen Nater and James Silas.
- During the off-season Angelo Drossos was named Executive Vice President and Chief Operating Officer and John Begzos was named the Spurs General Manager.
- On 12/13/74 the Spurs hired Bob Bass as their head coach, replacing Tom Nissalke.
- George Gervin established himself as a true star ... during the regular season he was seventh in the ABA in scoring, averaging 23.4 ppg, and was also among league leaders in rebounds and blocks ... Gervin was named to the All-ABA Second Team and appeared in his second ABA All-Star Game ... but Gervin's big breakthrough came in the postseason when Bob Bass moved Iceman from small forward to two-guard ... Gervin averaged 34.0 ppg in the series vs. Indiana and the rest, as they say, is history.
- On 2/5/75 George Gervin scored 51 points as the Spurs beat Memphis 143-119 ... Gervin's 51 points that night is the Spurs franchise record for the most points scored in an ABA game.

1974-75 SPURS FINAL STATISTICS (51-33)

PLAYER	G	MIN	2-POINT			3-POINT			REBOUNDING				AST					SCORING	
			FGM-FGA	PCT.	FGM-FGA	PCT.	FTM-FTA	PCT.	OFF	DEF	TOT	AVG.	AST	TO	PF	BLK	STL	PTS	AVG.
Gervin	84	3113	767-1600	.479	17-55	.309	380-458	.830	247	450	697	8.3	207	249	295	138	131	1965	23.4
Jones	83	3097	636-1430	.445	13-50	.260	287-374	.767	247	398	645	7.8	270	210	297	32	88	1598	19.3
Silas	82	3105	578-1134	.510	0-2	.000	430-486	.885	73	237	310	3.8	398	230	232	17	111	1586	19.3
Freeman	77	2381	453-1007	.450	0-5	.000	289-352	.821	107	77	184	2.4	202	131	169	15	65	1195	15.5
Nater	78	2713	495-913	.542	0-1	.000	185-246	.752	369	910	1279	16.4	97	185	240	87	43	1175	15.1
Karl	82	1629	257-511	.503	4-23	.174	137-177	.774	47	108	155	1.9	334	158	207	7	96	663	8.1
Dietrick	82	1724	220-440	.500	2-4	.500	76-99	.768	191	333	524	6.4	168	117	266	55	82	522	6.4
Warren	71	992	125-258	.484	2-7	.286	77-91	.846	42	70	112	1.6	91	68	109	9	35	333	4.7
Terry	79	1186	145-305	.475	3-8	.375	39-53	.736	77	140	217	2.8	69	37	146	3	37	338	4.3
Franklin	24	179	32-84	.381	0-1	.000	15-23	.652	39	43	82	3.4	10	18	37	2	3	79	3.3
Love	12	64	13-30	.433	0-0	.000	3-4	.750	6	18	24	2.0	9	6	16	4	0	29	2.4
Temple	24	102	17-40	.425	0-1	.000	8-10	.800	14	17	31	1.3	15	12	29	4	4	42	1.8
SPURS	84		3738-7752	.482	41-157	.261	1926-2373	.812	1459	2801	4260	50.7	1870	1421	2043	373	695	9525	113.4
OPPONENTS	84		3619-7513	.482	112-396	.283	1599-2129	.751	1316	2570	3886	46.3	2082	1392	2157	447	698	9173	109.2

1975-76 RECAP



James Silas

RECORD

50-34 (30-12 home: 20-22 road)
Third in ABA

HONORS

James Silas, All-ABA First Team
George Gervin, All-ABA Second Team
George Gervin, ABA All-Star
Larry Kenon, ABA All-Star
Billy Paultz, ABA All-Star
James Silas, ABA All-Star

PLAYOFFS

Lost to New York, First Round, 4-3

SPURS LEADERS

Scoring: James Silas 23.8 ppg
Rebounding: Larry Kenon 11.0 rpg
Assists: James Silas 5.4 apg

Head Coach: Bob Bass
Assistant: Rudy Davalos

1975-76 SEASON NOTES

- The Spurs made a pair of big moves prior to the start of the season ... on 6/3/75 the Spurs sent Swen Nater to the New York Nets for Larry Kenon ... in a related move on the same day the Spurs obtained Mike Gale from the Nets for cash ... then on 9/8/75 the Spurs sent Chuck Terry, Rich Jones, Bobby Warren and Kim Hughes to the Nets in exchange for Billy Paultz ... the moves paid off as both Kenon and Paultz were ABA All-Stars during the 1975-76 campaign.
- James Silas – the Spurs leading scorer and playmaker during the season – broke his right ankle in the first game of their playoff series with the Nets ... the injury put a damper on a great season for Silas ... he was the first Spur ever named to the All-ABA First Team ... he finished the season ranked sixth in the ABA in scoring, fourth in FG percentage, fourth in FT percentage, fifth in assists and ninth in steals.
- The Spurs ranked second in the ABA in attendance, averaging 8,003 fans per game ... the highlight was a then-record crowd of 11,717 who watched a 112-109 loss to the Nets on 11/15/75.
- As a team the Spurs shot an incredible .815 (1,905-2,337) from the free throw line during the 1975-76 season ... five Spurs shot .800 or better from the line ... James Silas led the way with a .872 mark, George Gervin shot .862, Allan Bristow had a .848 mark, Coby Dietrick was .829 and Mike Gale shot an even .800.

1975-76 SPURS FINAL STATISTICS (50-34)


			2-POINT		3-POINT			REBOUNDING											SCORING	
PLAYER	G	MIN	FGM-FGA	PCT.	FGM-FGAPCT.	FTM-FTAPCT.		OFF	DEF	TOT	AVG.	AST	TO	PF	BLK	STL		PTS	AVG.	
Silas	84	3112	718-1381	.520	0-2 .000	564-647 .872		111	224	335	4.0	452	254	264	155	24		2000	23.8	
Gervin	81	2748	692-1357	.510	14-39 .359	342-397 .862		179	367	546	6.7	201	217	283	110	119		1768	21.8	
Kenon	81	2920	646-1343	.481	0-1 .000	221-283 .781		287	602	889	11.0	151	243	173	89	43		1513	18.7	
Paultz	83	2958	566-1122	.505	0-1 .000	238-322 .739		210	652	862	10.4	340	231	231	61	253		1370	16.5	
Olberding	70	1601	233-462	.504	0-0 .000	161-204 .789		149	276	425	6.1	124	114	197	40	30		627	9.0	
Bristow	47	882	125-270	.463	0-1 .000	78-92 .848		68	106	174	3.7	120	63	81	24	2		328	7.0	
Gale	78	1776	227-495	.459	3-17 .177	64-80 .800		48	159	207	2.7	246	143	145	124	40		527	6.8	
Dietrick	81	1467	199-396	.503	1-7 .143	68-82 .829		109	240	349	4.3	160	112	257	67	43		469	5.8	
Karl	75	1200	150-326	.460	0-9 .000	81-106 .764		13	53	66	0.9	250	108	149	60	3		381	5.1	
Ward	61	688	148-310	.477	6-23 .261	16-27 .593		45	95	140	2.3	35	45	99	16	10		330	5.4	
Owens	39	538	90-182	.495	0-0 .000	46-60 .767		54	101	155	4.0	41	29	97	3	13		226	5.8	
Others	42	349	67-173	.387	2-13 .154	26-37 .703		32	44	76	1.8	29	17	58	9	3		166	4.0	
SPURS	84		3861-7817	.494	26-113 .230	1905-2337	.815	1305	2919	4224	50.3	2149	1576	2034	758	583		9705	115.5	
OPPONENTS	84		3638-7701	.472	122-420	.291	1720-2254	.763	1313	2525	3838	45.7	2029	1475	2120	827	457		9362	111.5



YEAR-BY-YEAR
RECAPS



1976-77 RECAP



Larry Kenon

RECORD

44-38 (31-10 home: 13-28 road)
Third in Central Division

HONORS

George Gervin, All-NBA Second Team
George Gervin, NBA All-Star

PLAYOFFS

Lost to Boston, First Round, 2-0

SPURS LEADERS

Scoring: George Gervin 23.1 ppg
Rebounding: Larry Kenon 11.3 rpg
Assists: Mike Gale 5.8 apg

Head Coach: Doug Moe

Assistant: Bob Bass

1976-77 SEASON NOTES

- On June 17, 1976, the Spurs were officially accepted into the NBA along with three other ABA franchises – Denver, Indiana and the New York Nets.
- New Head Coach Doug Moe, and the rest of the Spurs, were forced to start their first NBA season without James Silas, who injured his knee in the preseason ... Silas returned later in the season but appeared in just 22 games due to the injury.
- The Spurs played their first NBA game on 10/22 in Philadelphia ... a crowd of 17,196 Sixers fans were on hand to witness the Spurs claim a 121-118 win ... Billy Paultz led the Spurs with 27 points ... also making his NBA debut that evening was Dr. J.
- The Spurs finished as the top-scoring team in the NBA, averaging 115.0 points per game ... George Gervin and Larry Kenon led the Spurs high-speed attack ... Gervin finished ninth in the NBA in scoring, averaging 23.1 ppg, and fourth in FG percentage, with a .544 mark, while Kenon was 12th in scoring, with 21.9 ppg, and 10th in rebounding, grabbing 11.3 rebounds per contest.

1976-77 SPURS FINAL STATISTICS (44-38)

PLAYER	G	MIN	FGM-FGA	PCT.	FTM-FTA	PCT.	REBOUNDING				AST	PF-DQ	STL	BLK	SCORING	
							OFF	DEF	TOT	AVG.					PTS	AVG.
Gervin	82	2705	726-1335	.544	443-532	.833	134	320	454	5.5	238	286-12	105	104	1895	23.1
Kenon	78	2936	706-1435	.492	293-356	.823	282	597	879	11.3	229	190-0	167	60	1705	21.9
Paultz	82	2694	521-1102	.473	238-320	.744	192	495	687	8.4	223	262-5	55	173	1280	15.6
Bristow	82	2017	365-747	.489	206-258	.798	119	229	348	4.2	240	195-1	89	2	936	11.4
Olberding	82	1949	301-598	.503	251-316	.794	162	287	449	5.5	119	277-6	59	29	853	10.4
Gale	82	2598	353-754	.468	137-167	.820	54	219	273	3.3	473	224-3	191	50	843	10.3
Silas	22	356	61-142	.430	87-107	.813	7	25	32	1.5	50	36-0	13	3	209	9.5
Calvin	35	606	93-237	.392	123-146	.842	11	20	31	0.9	104	58-0	23	1	309	8.8
Dietrick	82	1772	285-620	.460	119-166	.717	111	261	372	4.5	148	267-8	88	57	689	8.4
Dampier	80	1634	233-507	.460	64-86	.744	22	54	76	1.0	234	93-0	49	15	530	6.6
Nelson	4	57	7-14	.500	4-7	.571	2	5	7	1.8	3	9-0	2	0	18	4.5
Ward	27	171	34-90	.378	15-17	.882	10	23	33	1.2	6	30-0	6	5	83	3.1
Karl	29	251	25-73	.342	29-42	.690	4	13	17	0.6	46	36-0	10	0	79	2.7
D'Antoni	2	9	1-3	.333	1-2	.500	0	2	2	1.0	2	3-0	0	0	3	1.5
SPURS	82		3711-7657	.485	2010-2522	.797	1110	2550	3660	44.6	2115	1966-35	857	499	9432	115.0
OPPONENTS	82		3955-8075	.490	1512-2059	.734	1329	2687	4016	49.0	2159	2189-40	811	420	9382	114.4

44-38 (THIRD IN CENTRAL DIVISION)

DATE	OPPONENT	W-L	SCORE	REC.	ATT.	HI-SCORER	HI-REBOUNDER
OCTOBER RECORD: 2-4 (HOME: 1-1, ROAD: 1-3)							
10-22	@ Philadelphia	W	121-118	1-0	17,196	27-Paultz	9-Kenon
10-23	@ NY Knicks	L	98-117	1-1	13,512	20-Gervin	9-Paultz
10-26	@ Atlanta	L	114-122	1-2	4,575	23-Paultz	11-Paultz
10-27	PHOENIX	W	115-106	2-2	8,919	41-Kenon	12-Kenon
10-29	@ Kansas City	L	102-130	2-3	8,832	18-Gervin	12-Kenon
10-30	BOSTON	L	117-126	2-4	12,594	37-Gervin	11-Paultz
NOVEMBER RECORD: 9-5 (HOME: 8-0, ROAD: 1-5)							
11-3	@ Indiana	L	97-113	2-5	7,332	19-Gervin	11-Paultz
11-5	@ New Orleans	L	119-127	2-6	10,182	22-Paultz/Kenon	10-Kenon
11-6	INDIANA	W	113-94	3-6	6,532	27-Gervin	14-Paultz
11-9	SEATTLE	W	138-114	4-6	6,391	24-Kenon	8-Gervin
11-11	NY NETS	W	108-104	5-6	6,043	30-Gervin	10-Kenon
11-13	PORTLAND	W	113-101	6-6	9,113	32-Gervin	10-Bristow
11-16	BUFFALO	W	114-112	7-6	6,945	25-Kenon	14-Kenon
11-18	KANSAS CITY	W	129-104	8-6	7,776	25-Paultz	14-Kenon
11-20	@ Washington	L	103-109	8-7	12,640	33-Gervin	14-Kenon
11-23	@ Buffalo	W	122-115	9-7	8,178	34-Gervin	10-Paultz/Gervin
11-24	@ NY Nets	L	91-99	9-8	6,583	16-Kenon	12-Kenon
11-26	GOLDEN ST.	W	123-121	10-8	12,306	29-Kenon	15-Kenon/Paultz
11-27	@ Houston	L	116-125	10-9	8,126	30-Gervin	11-Dietrick
11-30	DETROIT	W	130-129	11-9	8,159	28-Kenon/Gervin	19-Kenon
DECEMBER RECORD: 7-7 (HOME: 6-2, ROAD: 1-5)							
12-2	@ Golden St.	L	116-124	11-10	10,649	26-Kenon	13-Paultz
12-3	@ Los Angeles	L	105-114	11-11	10,297	22-Kenon	18-Kenon
12-5	@ Phoenix	L	98-103 (OT)	11-12	8,235	20-Gervin	19-Kenon
12-8	ATLANTA	L	106-117	11-13	8,593	25-Bristow	6-Olberding/Gervin
12-10	@ Milwaukee	W	136-120	12-13	10,526	23-Kenon	12-Kenon
12-11	NEW ORLEANS	W	121-106	13-13	8,857	30-Gervin	10-Olberding
12-14	NY KNICKS	W	111-98	14-13	8,687	28-Kenon/Paultz	10-Bristow/Dietrick
12-15	@ Indiana	L	102-116	14-14	6,404	22-Bristow/Paultz	12-Olberding
12-17	@ Chicago	L	101-103	14-15	7,148	22-Kenon	12-Kenon
12-18	@ Cleveland	L	105-106	14-16	10,056	24-Gervin	15-Kenon
12-21	GOLDEN ST.	W	123-120	15-16	9,264	27-Gervin	11-Paultz
12-23	WASHINGTON	W	118-116	16-16	8,491	26-Kenon	10-Kenon/Paultz
12-26	KANSAS CITY	W	110-105	17-16	5,342	29-Kenon	15-Kenon
12-29	PHILADELPHIA	W	127-116	18-16	12,367	29-Gervin	15-Kenon
JANUARY RECORD: 7-7 (HOME: 6-2, ROAD: 1-5)							
1-2	@ Denver	L	120-145	18-17	16,924	31-Gervin	15-Kenon
1-3	BUFFALO	W	142-109	19-17	6,527	24-Gervin	11-Kenon
1-5	DENVER	W	137-133	20-17	11,237	30-Gervin	10-Paultz/Gervin
1-7	@ Seattle	L	124-131	20-18	12,176	27-Gervin	15-Kenon
1-9	@ Portland	L	113-150	20-19	11,751	22-Gervin	10-Kenon
1-12	MILWAUKEE	L	121-127	20-20	10,096	26-Gervin	19-Paultz
1-14	LOS ANGELES	L	106-109	20-21	11,246	27-Gervin	15-Kenon
1-16	INDIANA	W	122-115	21-21	8,435	32-Kenon	13-Olberding
1-19	CHICAGO	W	115-107	22-21	7,568	36-Kenon	12-Kenon
1-21	@ Boston	L	90-103	22-22	13,065	22-Olberding	10-Kenon
1-23	PORTLAND	W	123-118	23-22	10,041	41-Gervin	7-Kenon
1-25	@ Phoenix	W	116-108	24-22	10,814	38-Kenon	21-Kenon
1-27	@ Portland	L	104-112	24-23	12,524	20-Kenon	12-Kenon
1-30	SEATTLE	W	126-118 (OT)	25-23	14,098	42-Gervin	9-Bristow/Kenon
FEBRUARY RECORD: 8-5 (HOME: 5-3, ROAD: 3-2)							
2-1	CLEVELAND	W	92-87	26-23	9,179	32-Gervin	14-Kenon
2-3	CHICAGO	L	98-107	26-24	7,839	33-Kenon	17-Kenon
2-6	NY KNICKS	W	119-96	27-24	10,411	24-Kenon	13-Paultz
2-8	@ Chicago	L	89-111	27-25	5,193	22-Paultz	9-Paultz/Gervin
2-9	@ Detroit	W	135-129	28-25	9,142	29-Kenon	12-Paultz
2-11	@ Houston	W	117-104	29-25	8,411	29-Gervin	8-Kenon/Paultz
2-15	SEATTLE	W	109-106 (OT)	30-25	7,781	33-Gervin	18-Kenon
2-17	HOUSTON	L	99-113	30-26	9,478	20-Gervin	7-Gervin
2-20	NEW ORLEANS	W	129-109	31-26	8,469	24-Dietrick	12-Dietrick
2-22	LOS ANGELES	W	135-103	32-26	10,966	25-Gervin	9-Olberding/Dietrick
2-24	MILWAUKEE	L	121-131	32-27	9,116	31-Gervin	11-Dietrick
2-26	@ Atlanta	L	111-119	32-28	5,210	26-Gervin	11-Olberding/Dietrick
2-27	@ New Orleans	W	135-118	33-28	8,320	31-Paultz	14-Paultz
MARCH RECORD: 10-6 (HOME: 6-2, ROAD: 4-4)							
3-1	@ NY Knicks	W	132-127	34-28	13,050	30-Kenon	10-Paultz
3-4	@ NY Nets	W	135-121	35-28	5,776	39-Kenon	10-Kenon
3-5	@ Buffalo	W	120-109	36-28	6,950	24-Paultz	12-Kenon
3-8	PHOENIX	W	122-115	37-28	10,011	29-Kenon/Gervin	11-Paultz
3-10	CLEVELAND	W	106-100	38-28	9,088	26-Paultz	14-Paultz
3-13	DETROIT	L	97-102	38-29	9,793	27-Gervin	14-Paultz
3-16	NY NETS	W	118-108	39-29	7,391	22-Olberding	13-Olberding
3-19	@ Cleveland	L	89-94	39-30	16,257	28-Kenon	13-Paultz
3-20	@ Washington	L	116-135	39-31	12,916	26-Gervin	10-Paultz
3-22	BOSTON	L	104-108	39-32	11,246	24-Kenon	18-Kenon
3-23	@ Denver	W	122-120	40-32	18,044	38-Gervin	17-Kenon
3-24	HOUSTON	W	118-112	41-32	10,434	28-Paultz	17-Kenon
3-25	@ Philadelphia	L	110-113	41-33	14,753	26-Kenon	14-Kenon
3-27	KANSAS CITY	W	139-129	42-33	8,549	43-Kenon	20-Kenon
3-29	WASHINGTON	W	122-116	43-33	10,391	31-Gervin	10-Kenon/Olberding
3-31	@ Golden St.	L	116-125	43-34	12,293	28-Gervin	12-Dietrick
APRIL RECORD: 1-4 (HOME: 1-1, ROAD: 0-3)							
4-1	@ Los Angeles	L	102-107	43-35	12,064	26-Kenon	13-Kenon
4-3	ATLANTA	L	103-111	43-36	8,561	28-Kenon	9-Kenon
4-6	PHILADELPHIA	W	131-109	44-36	11,246	31-Kenon	14-Kenon
4-9	@ Boston (in Hart)	L	105-120	44-37	10,859	20-Kenon	12-Kenon/Paultz
4-10	@ Milwaukee	L	125-133	44-38	7,689	31-Gervin	8-Kenon

1977-78 RECAP



Allan Bristow

RECORD

52-30 (32-9 home: 20-21 road)
First in Central Division

HONORS

George Gervin, NBA Scoring Title
George Gervin, All-NBA First Team
George Gervin, NBA All-Star
Larry Kenon, NBA All-Star
Angelo Drossos, NBA Executive of the Year

PLAYOFFS

Lost to Washington,
Eastern Conference Finals, 4-2

SPURS LEADERS

Scoring: George Gervin 27.2 ppg
Rebounding: Larry Kenon 9.5 rpg
Assists: Mike Gale 5.4 apg

Head Coach: Doug Moe
Assistant: Bob Bass

1977-78 SEASON NOTES

- During the summer of 1977, the roof at the HemisFair Arena was raised to accommodate 6,000 new seats.
- The Spurs got off to a slow start as injuries sidelined James Silas (knee), George Karl (knee) and Mike Gale (ankle) ... after starting 16-14 the Spurs got hot at midseason to claim their first NBA Division Title ... at one point, the Spurs posted 18 wins in a 22-game period.
- Both George Gervin and Larry Kenon were named starters in the 1978 NBA All-Star Game which was played in Atlanta on 2/5.
- George Gervin turned in one of the greatest single game performances in franchise history on 4/9 in New Orleans ... going into the final day of the season Gervin and David Thompson were battling for the NBA Scoring Title ... Thompson had played earlier in the day and appeared to claim the title as he poured in 73 points ... but Gervin wasn't ready to concede the title ... by halftime of the Spurs-Jazz game, Ice had 53 points - thanks to 33 points in the second quarter, which still stands as the most points ever scored in a single quarter ... the Spurs lost the game 153-132 but Gervin finished with 63 points and claimed his first of

1977-78 SPURS FINAL STATISTICS (52-30)

							REBOUNDING									SCORING	
PLAYER	G	MIN	FGM-FGA PCT.		FTM-FTA PCT.		OFF	DEF	TOT	AVG.	AST	PF-DQ	STL	TO	BLK	PTS	AVG.
Gervin	82	2857	864-1611	.536	504-607	.830	118	302	420	5.1	302	255-3	136	306	110	2232	27.2
Kenon	81	2869	698-1426	.489	276-323	.854	245	528	773	9.5	268	209-2	115	279	24	1672	20.6
Paultz	80	2479	518-979	.529	230-306	.752	172	503	675	8.4	213	222-3	42	167	194	1266	15.8
Gale	70	2091	275-581	.473	87-100	.870	57	166	223	3.2	376	170-2	159	176	25	637	9.1
Dampier	82	2037	336-660	.509	76-101	.752	24	98	122	1.5	285	84-0	87	95	13	748	9.1
Olberding	79	1773	231-480	.481	184-227	.811	104	269	373	4.7	131	235-1	45	118	26	646	8.2
Bristow	82	1481	257-538	.478	152-208	.731	99	158	257	3.1	194	150-0	69	146	4	666	8.1
Green	63	1132	195-427	.457	86-111	.775	108	196	304	4.8	66	167-1	24	83	87	476	7.6
Dietrick	79	1876	250-543	.460	89-114	.781	73	285	358	4.5	217	231-4	81	144	55	589	7.5
Eakins	16	251	30-52	.577	29-34	.853	17	29	46	2.9	17	46-0	3	24	10	89	5.6
Layton	41	498	85-168	.506	12-13	.923	4	28	32	0.8	108	51-0	21	59	4	182	4.4
Silas	37	311	43-97	.443	60-73	.822	4	19	23	0.6	38	29-0	11	30	1	146	3.9
Sims	12	95	10-26	.385	10-15	.667	5	8	13	1.1	20	16-0	3	19	0	30	2.5
Karl	4	30	2-6	.333	2-2	1.000	0	5	5	1.2	5	6-0	1	4	0	6	1.5
SPURS	82		3794-7594	.500	1797-2234	.804	1030	2594	3624	44.2	2240	1871-16	797	1650	553	9385	114.5
OPPONENTS	82		3808-8063	.472	1494-1996	.748	1345	2576	3921	47.8	2145	2059-25	837	1662	379	9110	111.1

1977-78 GAME-BY-GAME

52-30 (FIRST IN CENTRAL DIVISION)

DATE	OPPONENT	W-L	SCORE	REC.	ATT.	HI-SCORER	HI-REBOUNDER
OCTOBER RECORD: 4-3 (HOME: 2-0, ROAD: 2-3)							
10-19	BOSTON	W	114-109	1-0	10,466	39-Gervin	9-Kenon/Paultz
10-21	@ Golden St.	L	117-122	1-1	9,164	27-Paultz	11-Kenon/Olberding
10-22	@ Portland	L	116-130	1-2	12,666	26-Gervin	13-Kenon
10-23	@ Seattle	W	112-94	1-2	10,422	28-Kenon	18-Kenon
10-25	@ Los Angeles	L	107-109	2-3	9,756	28-Gervin	9-Kenon/Dietrick
10-29	LOS ANGELES	W	129-118	3-3	9,643	36-Kenon	14-Kenon
10-31	@ Phoenix	W	145-143	4-3	10,030	36-Gervin	15-Kenon
NOVEMBER RECORD: 8-7 (HOME: 5-3, ROAD: 3-4)							
11-1	GOLDEN ST.	L	97-108	4-4	8,761	22-Gervin	12-Kenon
11-3	PHOENIX	L	89-110	4-5	8,294	17-Gervin	14-Paultz
11-5	@ Buffalo	W	111-101	5-5	7,009	29-Gervin	12-Paultz
11-8	@ New York	L	117-123	5-6	13,474	35-Gervin	14-Kenon
11-9	@ Boston	W	129-114	6-6	11,268	27-Kenon	8-Kenon
11-11	@ Detroit	W	107-104	7-6	8,560	33-Gervin	6-Olberding/Bristow
11-12	ATLANTA	W	116-99	8-6	8,790	25-Kenon	8-Paultz
11-15	KANSAS CITY	W	113-107	9-6	8,251	23-Kenon	9-Kenon
11-17	BUFFALO	W	111-108	10-6	8,633	30-Kenon	13-Kenon
11-18	@ Denver	L	94-105	10-7	15,847	22-Gervin	12-Olberding
11-20	@ Phoenix	L	112-134	10-8	9,677	23-Gervin	11-Gervin
11-23	NEW JERSEY	W	132-119	11-8	8,690	35-Gervin	12-Kenon
11-26	MILWAUKEE	W	129-107	12-8	9,078	26-Gervin	12-Kenon/Paultz
11-29	PHILADELPHIA	L	117-129	12-9	10,001	25-Gervin	11-Kenon/Paultz
11-30	@ Washington	L	105-116	12-10	7,092	20-Gervin	13-Kenon
DECEMBER RECORD: 7-6 (HOME: 5-2, ROAD: 2-4)							
12-1	NEW YORK	W	120-116	13-10	8,112	29-Gervin	13-Kenon
12-3	NEW ORLEANS	W	133-118	14-10	9,411	25-Gervin	12-Kenon
12-7	@ New Jersey	W	125-122	15-10	2,637	38-Gervin	13-Kenon
12-9	@ Philadelphia	L	116-120	15-11	17,126	25-Kenon	11-Kenon
12-10	@ Chicago	L	119-121	15-12	15,483	30-Kenon	9-Kenon
12-14	CHICAGO	W	116-108	16-12	8,447	24-Gervin	9-Olberding
12-16	@ Atlanta	L	99-115	16-13	4,097	24-Paultz	9-Paultz
12-20	DETROIT	L	117-118	16-14	8,107	32-Gervin	7-Paultz
12-21	@ Milwaukee	L	92-116	16-15	9,569	16-Gervin/Kenon	12-Kenon
12-23	HOUSTON	W	107-101	17-15	9,155	25-Gervin	9-Kenon
12-25	@ New Orleans	W	115-105	18-15	10,367	31-Gervin	10-Paultz
12-27	INDIANA	L	89-96	18-16	9,331	25-Gervin	10-Paultz/Gervin
12-30	CLEVELAND	W	122-101	19-16	9,189	29-Gervin	12-Paultz
JANUARY RECORD: 11-2 (HOME: 6-1, ROAD: 5-1)							
1-4	DENVER	L	114-119	19-17	9,606	36-Gervin	7-Kenon
1-6	@ New Jersey	W	110-105	20-17	4,126	25-Gervin	10-Paultz
1-7	@ Cleveland	W	109-107 (OT)	21-17	13,720	30-Kenon	13-Kenon
1-11	MILWAUKEE	W	130-106	22-17	8,967	24-Kenon	13-Kenon/Green
1-13	@ Atlanta	W	98-92	23-17	6,360	37-Gervin	21-Kenon
1-14	@ Houston	L	93-104	23-18	11,163	25-Gervin	12-Kenon
1-17	SEATTLE	W	119-113	24-18	8,677	36-Gervin	14-Paultz
1-18	@ Indiana	W	109-96	25-18	9,873	23-Gervin	13-Paultz
1-20	INDIANA	W	112-82	26-18	9,803	19-Bristow	7-Olberding/Green
1-22	PORTLAND	W	140-95	27-18	11,489	34-Gervin	11-Paultz
1-25	BOSTON	W	113-103	28-18	10,381	37-Gervin	17-Kenon
1-29	@ Kansas City	W	127-113	29-18	8,227	42-Gervin	9-Kenon/Paultz
1-31	WASHINGTON	W	129-109	30-18	9,000	33-Gervin	12-Kenon
FEBRUARY RECORD: 7-5 (HOME: 5-1, ROAD: 2-4)							
2-2	NEW YORK	W	123-113	31-18	7,999	42-Gervin	8-Paultz
2-3	@ Chicago	L	107-110	31-19	14,119	37-Gervin	9-Paultz
2-9	HOUSTON	W	104-94	32-19	7,999	29-Paultz	12-Kenon
2-10	@ Houston	W	125-114	33-19	11,119	35-Gervin	7-Paultz/Gervin
2-11	@ Golden State	W	131-122 (OT)	34-19	13,237	37-Gervin	14-Paultz
2-14	@ Los Angeles	L	114-128	34-20	13,254	29-Gervin	11-Kenon
2-17	@ Philadelphia	L	116-125	34-21	18,276	30-Gervin	12-Paultz
2-18	CHICAGO	W	124-103	35-21	9,000	37-Gervin	12-Paultz/Kenon
2-21	PORTLAND	L	114-118 (OT)	35-22	9,100	22-Paultz	10-Paultz
2-23	ATLANTA	W	118-105	36-22	9,000	23-Gervin	8-Paultz/Gervin/Green
2-25	CLEVELAND	W	112-108	37-22	9,100	36-Gervin	12-Kenon
2-28	@ New York	L	123-138	37-23	12,938	27-Paultz	13-Green
MARCH RECORD: 12-5 (HOME: 6-2, ROAD: 6-3)							
3-1	@ Washington	L	110-125	37-24	8,425	34-Gervin	11-Paultz
3-2	BUFFALO	W	128-107	38-24	8,297	27-Gervin	8-Kenon/Green
3-5	NEW ORLEANS	W	98-97	39-24	9,081	28-Kenon	11-Paultz
3-7	NEW JERSEY	W	129-98	40-24	9,011	27-Kenon	10-Dietrick/Kenon
3-8	SEATTLE	L	94-95	40-25	9,113	41-Gervin	13-Kenon
3-11	WASHINGTON	W	116-101	41-25	9,465	33-Gervin	15-Kenon
3-14	@ Buffalo	L	115-123	41-26	5,029	33-Gervin	10-Paultz
3-15	@ Detroit	W	135-106	42-26	6,206	28-Gervin	9-Gervin
3-17	@ Portland	W	118-99	43-26	12,666	26-Kenon	10-Kenon
3-19	@ Seattle	L	98-116	43-27	14,098	18-Paultz/Gervin	9-Paultz
3-21	LOS ANGELES	W	109-105	44-27	9,712	20-Paultz	13-Paultz
3-23	DENVER	W	123-106	45-27	9,334	29-Kenon	11-Paultz
3-25	@ Kansas City	W	132-130	46-27	6,954	40-Gervin	7-Kenon/Paultz
3-28	GOLDEN ST.	L	94-108	46-28	9,363	24-Kenon	13-Dietrick
3-29	@ Indiana	W	106-91	47-28	10,548	20-Paultz/Gervin	13-Gervin
3-30	@ Cleveland	W	99-95	48-28	14,976	28-Gervin	15-Paultz
3-31	@ Boston	W	120-117	49-28	13,584	32-Kenon	10-Kenon
APRIL RECORD: 3-2 (HOME: 3-1, ROAD: 0-1)							
4-2	PHILADELPHIA	W	111-107	50-28	9,505	20-Kenon/Gervin	14-Kenon
4-4	PHOENIX	W	125-119	51-28	9,112	29-Kenon	14-Kenon
4-6	KANSAS CITY	W	123-116	52-28	9,234	25-Kenon	10-Kenon/Green
4-7	KANSAS CITY	L	102-108	52-29	10,938	22-Gervin	9-Green
4-9	@ New Orleans	L	132-153	52-30	8,336	63-Gervin	8-Paultz

1978-79 RECAP



Mike Gale

RECORD

48-34 (29-12 home: 19-22 road)
First in Central Division

HONORS

George Gervin, NBA Scoring Title
George Gervin, All-NBA First Team
George Gervin, NBA All-Star
Larry Kenon, NBA All-Star

PLAYOFFS

Defeated Philadelphia,
Eastern Conference Semifinals, 4-3
Lost to Washington,
Eastern Conference Finals, 4-3

SPURS LEADERS

Scoring: George Gervin 29.6 ppg
Rebounding: Larry Kenon 9.8 rpg
Assists: Mike Gale 4.6 apg

Head Coach: Doug Moe

Assistant: Bob Bass

1978-79 SEASON NOTES

- Point guard James Silas returned to the starting lineup after missing the majority of the previous two seasons due to a knee injury.
- The Spurs started the season with a bang, beating Milwaukee 153-111 in their home opener on 10/14.
- The Spurs beat the Cavaliers 117-101 on the final game of the season to edge out Houston to claim their second consecutive Central Division Title.
- George Gervin led the NBA in scoring for the second straight season, becoming the first guard ever to capture the NBA Scoring Title in back-to-back seasons.
- After beating the Sixers in the Eastern Conference Semifinals, the Spurs and Bullets matched-up in a memorable seven-game series in the Conference Finals ... the Spurs jumped out to a 3-1 series lead ... but Washington then won three straight games to claim the series 4-3.

1978-79 SPURS FINAL STATISTICS (48-34)

PLAYER	G	MIN	FGM-FGA	PCT.	FTM-FTA	PCT.	REBOUNDING				AST	PF-DQ	STL	TO	BLK	SCORING	
							OFF	DEF	TOT	AVG.						PTS	AVG.
Gervin	80	2888	947-1749	.541	471-570	.826	142	258	400	5.0	219	275-5	137	286	91	2365	29.6
Kenon	81	2947	748-1484	.504	295-349	.845	260	530	790	9.8	335	192-1	154	300	19	1791	22.1
Silas	79	2171	466-922	.505	334-402	.831	35	148	183	2.3	273	215-1	76	199	20	1266	16.0
Paultz	79	2122	399-758	.526	114-194	.588	169	456	625	7.9	178	204-4	35	157	125	912	11.5
Olberding	80	1885	261-551	.474	233-290	.803	96	333	429	5.4	211	282-2	53	163	18	755	9.4
Gale	82	2121	284-612	.464	91-108	.843	40	146	186	2.3	374	192-1	152	153	40	659	8.0
Green	76	1641	235-477	.493	101-144	.701	131	223	354	4.7	116	230-3	37	89	122	571	7.5
Dietrick	76	1487	209-400	.523	79-99	.798	88	227	315	4.1	198	206-7	72	92	38	497	6.5
Bristow	74	1324	174-354	.492	124-149	.832	80	167	247	3.3	231	154-0	56	108	15	472	6.4
Sanders	22	263	50-127	.394	32-41	.780	13	46	59	2.7	35	44-1	14	32	3	132	6.0
Dampler	70	760	123-251	.490	29-39	.744	15	48	63	0.9	124	42-0	35	39	8	275	3.9
Mosley	26	221	31-75	.413	23-38	.605	27	37	64	2.5	19	35-0	8	20	10	85	3.3
SPURS	82		3927-7760	.506	1926-2423	.795	1096	2619	3715	45.3	2313	2071-25	829	1652	509	9780	119.3
OPPONENTS	82		3798-7970	.477	1759-2343	.751	1297	2531	3828	46.7	2232	2168-41	788	1700	405	9355	114.1

48-34 (FIRST IN CENTRAL DIVISION)

DATE	OPPONENT	W-L	SCORE	REC.	ATT.	HI-SCORER	HI-REBOUNDER
OCTOBER RECORD: 5-4 (HOME: 3-1, ROAD: 2-3)							
10-13	@ Denver	L	117-118	0-1	14,009	38-Kenon	9-Kenon/Green
10-14	MILWAUKEE	W	153-111	1-1	11,897	37-Gervin	11-Sanders
10-17	@ Phoenix	W	110-107	2-1	8,755	39-Kenon	11-Kenon
10-18	@ San Diego	W	127-125	3-1	5,614	46-Gervin	9-Kenon
10-20	@ Seattle	L	117-133	3-2	20,172	37-Gervin	13-Paultz
10-22	@ Los Angeles	L	121-134	3-3	12,970	28-Kenon	12-Paultz
10-24	BOSTON	W	132-109	4-3	12,034	28-Gervin	5-Gervin/Sanders
10-28	DETROIT	W	150-126	5-3	10,767	43-Gervin	13-Kenon
10-31	GOLDEN STATE	L	138-139 (OT)	5-4	11,568	34-Gervin	9-Paultz
NOVEMBER RECORD: 5-7 (HOME: 3-3, ROAD: 2-4)							
11-1	@ Philadelphia	L	115-116	5-5	11,613	34-Gervin	8-Kenon
11-3	@ Boston	W	110-103	6-5	10,177	31-Gervin	10-Kenon
11-4	@ Washington	L	119-124	6-6	12,619	27-Gervin	11-Paultz
11-8	SAN DIEGO	W	163-125	7-6	11,358	38-Gervin	9-Kenon
11-10	@ New Orleans	L	102-113	7-7	9,239	34-Gervin	10-Paultz
11-11	WASHINGTON	W	143-124	8-7	12,363	37-Kenon	17-Kenon
11-15	PHOENIX	L	119-125	8-8	10,489	28-Kenon	8-Kenon/Gervin
11-18	@ Houston	L	120-126	8-9	12,420	33-Kenon	16-Kenon
11-21	INDIANA	L	103-108	8-10	9,178	27-Kenon	15-Kenon
11-23	@ Milwaukee	W	116-114	9-10	10,938	34-Kenon	9-Kenon
11-25	NEW JERSEY	W	151-110	10-10	9,618	28-Gervin	12-Paultz
11-29	PHILADELPHIA	L	114-120 (OT)	10-11	12,368	35-Gervin	13-Paultz
DECEMBER RECORD: 12-4 (HOME: 6-1, ROAD: 6-3)							
12-8	DENVER	L	93-104	10-12	10,056	24-Kenon	9-Kenon
12-6	LOS ANGELES	W	112-111	11-12	10,186	27-Gervin	11-Olderding
12-9	@ Golden State	W	123-105	12-12	12,254	36-Gervin	13-Paultz
12-10	@ Seattle	L	99-112	12-13	13,847	19-Gervin	14-Paultz
12-12	@ Denver	L	103-107	12-14	13,448	34-Gervin	9-Paultz
12-13	NEW YORK	W	139-109	13-14	10,166	36-Kenon	17-Kenon
12-15	@ Indiana	W	125-113	14-14	7,951	22-Kenon/Paultz	13-Paultz
12-16	GOLDEN STATE	W	104-96	15-14	9,291	35-Gervin	20-Kenon
12-19	@ Cleveland	W	113-106	16-14	6,246	28-Silas	10-Paultz
12-20	CHICAGO	W	131-102	17-14	9,511	29-Gervin	14-Kenon
12-22	@ Chicago	W	103-92	18-14	10,735	33-Gervin	18-Paultz
12-23	@ Detroit	W	130-126	19-14	10,287	34-Gervin	10-Kenon/Green
12-26	ATLANTA	W	124-111	20-14	13,761	37-Kenon	14-Kenon
12-27	@ Atlanta	L	113-115	20-15	8,192	16-Gervin	14-Kenon
12-28	MILWAUKEE	W	112-103	21-15	11,583	36-Gervin	12-Kenon/Green
12-30	@ Philadelphia	W	100-94	22-15	15,567	28-Gervin	14-Paultz
JANUARY RECORD: 9-5 (HOME: 7-1, ROAD: 2-4)							
1-3	NEW ORLEANS	W	123-97	23-15	11,474	35-Kenon	17-Kenon
1-5	@ New Jersey	W	110-104	24-15	5,041	34-Gervin	14-Kenon
1-6	@ New York	L	105-108	24-16	15,932	35-Kenon	12-Kenon
1-9	DETROIT	W	116-114	25-16	13,959	32-Gervin	9-Dietrick
1-11	SAN DIEGO	W	140-111	26-16	11,008	52-Gervin	9-Dietrick
1-13	CLEVELAND	W	117-103	27-16	13,597	29-Gervin	9-Olderding
1-17	DENVER	W	119-101	28-16	15,219	30-Gervin	12-Kenon
1-19	@ Kansas City	L	113-115	28-17	12,334	31-Gervin	12-Kenon
1-20	PORTLAND	L	113-118	28-18	11,632	32-Gervin	10-Gervin
1-24	KANSAS CITY	W	124-95	29-18	11,903	20-Gervin	11-Kenon
1-26	SEATTLE	W	125-108	30-18	13,659	34-Gervin	12-Paultz
1-27	@ Atlanta	L	113-120	30-19	12,127	29-Kenon	15-Kenon
1-28	@ Indiana	L	110-123	30-20	8,962	31-Gervin	10-Kenon
1-30	@ Chicago	W	112-108 (OT)	31-20	7,589	30-Gervin/Silas	12-Paultz
FEBRUARY RECORD: 7-5 (HOME: 5-1, ROAD: 2-4)							
2-1	WASHINGTON	L	122-123	31-21	12,516	37-Gervin	13-Kenon
2-2	@ Phoenix	L	108-133	31-22	12,660	26-Silas	8-Paultz/Green/Mosley
2-6	@ Los Angeles	L	111-119 (OT)	31-23	11,225	31-Gervin	12-Gervin
2-7	@ San Diego	W	126-113	32-23	8,498	28-Gervin	12-Kenon
2-9	@ Portland	L	106-125	32-24	12,666	34-Gervin	9-Kenon/Green
2-11	@ Golden State	W	125-107	33-24	13,237	24-Silas	7-Olderding
2-14	BOSTON	W	149-119	34-24	11,131	32-Gervin	6-Kenon/Paultz/Gervin
2-16	PORTLAND	W	121-120 (OT)	35-24	15,523	30-Kenon	9-Kenon
2-18	@ Detroit	L	104-124	35-25	7,396	32-Gervin	9-Kenon
2-20	SEATTLE	W	118-102	36-25	11,765	38-Gervin	15-Kenon
2-25	HOUSTON	W	127-107	37-25	14,685	32-Gervin	14-Kenon
2-28	NEW YORK	W	135-112	38-25	9,821	33-Gervin	12-Kenon
MARCH RECORD: 6-8 (HOME: 3-5, ROAD: 3-3)							
3-2	KANSAS CITY	W	129-125 (OT)	39-25	14,067	32-Kenon	11-Gervin
3-4	@ Washington	L	128-129	39-26	17,181	34-Gervin	8-Kenon/Paultz
3-6	@ New Jersey	W	103-99	40-26	3,993	27-Gervin	11-Kenon
3-10	@ New York	W	111-110	41-26	11,893	31-Silas	12-Kenon
3-14	LOS ANGELES	W	125-112	42-26	14,376	34-Gervin	9-Bristow
3-15	@ New Orleans	L	122-124	42-27	5,302	30-Silas	8-Kenon/Paultz/Green
3-16	PHOENIX	L	122-128	42-28	14,864	37-Gervin	15-Kenon
3-18	@ Milwaukee	L	127-147	42-29	10,938	23-Gervin	8-Paultz
3-20	PHILADELPHIA	L	120-124	42-30	12,541	26-Gervin	10-Olderding
3-21	@ Kansas City	W	123-116	43-30	11,313	24-Gervin	12-Kenon
3-23	ATLANTA	L	108-115	43-31	13,471	25-Kenon	11-Kenon
3-25	INDIANA	L	113-121	43-32	9,938	27-Gervin	9-Paultz
3-28	NEW ORLEANS	W	122-94	44-32	9,537	24-Kenon	14-Olderding
3-30	HOUSTON	L	116-117	44-33	15,764	46-Gervin	11-Paultz
APRIL RECORD: 4-1 (HOME: 2-0, ROAD: 2-1)							
4-1	@ Boston	W	112-110	45-33	11,714	34-Gervin	15-Paultz
4-3	@ Cleveland	W	116-112	46-33	7,608	46-Gervin	8-Paultz/Green
4-4	NEW JERSEY	W	110-103	47-33	10,508	30-Gervin	15-Paultz/Kenon
4-7	@ Houston	L	106-123	47-34	15,676	21-Silas	9-Olderding
4-8	CLEVELAND	W	117-101	48-34	10,055	36-Kenon	8-Paultz/Kenon

1979-80 RECAP



Paul Griffin

RECORD

41-41 (27-14 home: 14-27 road)
Tied for second in Central Division

HONORS

George Gervin, NBA Scoring Title
George Gervin, All-NBA First Team
George Gervin, NBA All-Star
George Gervin, All-Star Game MVP

PLAYOFFS

Lost to Houston, First Round, 2-1

SPURS LEADERS

Scoring: George Gervin 33.1 ppg
Rebounding: Larry Kenon 9.9 rpg
Assists: James Silas 4.5 apg

Head Coach: Doug Moe/Bob Bass
Assistant: George Karl

1979-80 SEASON NOTES

- Prior to the season, the Spurs purchased the contract of Kevin Restani from Milwaukee ... the Spurs also obtained guard Johnny Moore from Seattle ... but Moore – who appeared in 519 regular season games with the Silver and Black – was released during the preseason and didn't see his first action with the Spurs until the 1980-81 season.
- The Spurs spent the entire season battling to stay above the .500 mark ... on 3/1 Bob Bass replaced Doug Moe as head coach.
- On 1/16 the Spurs sent Billy Paultz to Houston in exchange for John Shumate.
- Once again, George Gervin was the big gun for the Spurs ... he was named the MVP of the 1980 NBA All-Star Game as he had 34 points and 10 rebounds in the contest ... on 1/8 vs. Denver, Gervin exploded for 53 points, which is the most points ever scored in the HemisFair Arena, where the Spurs played from '73-74 through '92-93 ... and, of course, the Iceman won his third straight NBA Scoring Title, averaging a career-best 33.1 points per game.


1979-80 SPURS FINAL STATISTICS (41-41)

PLAYER	G	MIN	3-POINT				FTM-FTA	PCT.	REBOUNDING				AST	PF-DQ	STL	TO	BLK	SCORING	
			FGM-FGA	PCT.	FGM-FGA	PCT.			OFF	DEF	TOT	AVG.						PTS	AVG.
Gervin	78	2934	1024-1940	.528	32-102	.314	505-593	.852	154	249	403	5.2	202	208-0	110	254	79	2585	33.1
Kenon	78	2798	647-1333	.485	1-9	.111	270-345	.783	258	517	775	9.9	231	192-0	111	232	18	1565	20.1
Silas	77	2293	513-999	.514	0-4	.000	339-382	.887	45	122	167	2.2	347	206-2	61	192	14	1365	17.7
Shumate	27	777	138-263	.525	0-1	.000	115-147	.782	65	149	214	7.9	52	71-1	23	50	31	391	14.5
Restani	82	1966	369-727	.508	5-29	.172	131-161	.814	142	244	386	4.7	189	186-0	54	129	12	874	10.7
Olberding	75	2111	291-609	.478	0-3	.000	210-264	.795	83	335	418	5.6	327	274-7	67	180	22	792	10.6
Paultz	47	1213	189-381	.496	0-1	.000	66-100	.660	95	226	321	6.8	118	127-3	47	58	45	444	9.4
Gale	67	1474	171-377	.454	2-13	.154	97-120	.808	34	118	152	2.3	312	134-2	123	115	13	441	6.6
Griffin	82	1812	173-313	.553	0-0	.000	174-240	.725	154	284	438	5.3	250	306-9	81	131	53	520	6.3
Evans	79	1246	208-464	.448	12-42	.286	58-85	.682	29	78	107	1.4	230	194-2	60	128	9	486	6.2
Peck	52	628	73-169	.432	0-2	.000	34-55	.618	66	117	183	3.5	33	100-2	17	48	23	180	3.5
Davis	4	30	6-12	.500	0-0	.000	1-2	.500	2	4	6	1.5	0	8-0	1	3	0	13	3.3
Kiffin	26	212	32-96	.333	0-0	.000	18-25	.720	12	28	40	1.5	19	43-0	10	30	2	82	3.2
Norris	17	189	18-43	.419	0-0	.000	4-6	.667	10	33	43	2.6	6	41-1	3	19	12	40	2.4
Bassett	5	72	4-12	.333	0-0	.000	2-3	.667	4	11	15	3.0	10	13-0	3	5	0	10	2.0
SPURS	82		8856-7738	.498	52-206	.252	2024-2528	.801	1153	2515	3668	44.7	2326	2103-29	771	1589	333	9788	119.4
OPPONENTS	82		8000-7997	.500	88-288	.306	1731-2283	.758	1248	2472	3720	45.4	2537	2192-28	828	1513	457	9819	119.7

41-41 (TIED FOR SECOND IN CENTRAL DIVISION)

DATE	OPPONENT	W-L	SCORE	REC.	ATT.	HI-SCORER	HI-REBOUNDER
OCTOBER RECORD: 6-3 (HOME: 3-1, ROAD: 3-2)							
10-13	DETROIT	L	110-112	0-1	11,657	23-Kenon	11-Restani
10-16	@ Atlanta	W	118-116	1-1	6,030	30-Gervin	11-Gervin
10-19	@ Cleveland	L	124-141	1-2	3,552	47-Gervin	13-Kenon
10-20	CLEVELAND	W	129-127	2-2	13,043	29-Silas/Kenon	19-Kenon
10-23	BOSTON	W	129-120	3-2	12,893	28-Kenon/Gervin	10-Kenon
10-26	@ Detroit	W	129-113	4-2	12,104	41-Gervin	13-Restani
10-27	INDIANA	W	128-121	5-2	11,132	27-Kenon	15-Kenon/Paultz
10-30	@ Phoenix	L	109-142	5-3	11,489	18-Gervin	8-Kenon/Griffin
10-31	@ San Diego	W	130-123	6-3	7,044	33-Gervin	8-Griffin
NOVEMBER RECORD: 7-7 (HOME: 5-2, ROAD: 2-5)							
11-2	@ Seattle	L	107-117	6-4	21,618	18-Evans	9-Oldberding/Paultz
11-4	@ Portland	L	124-127 (OT)	6-5	12,666	32-Gervin	8-Kenon
11-6	NEW JERSEY	W	108-95	7-5	9,753	24-Gervin	12-Kenon
11-7	@ Boston	L	105-117	7-6	15,320	29-Gervin	8-Restani
11-9	@ Washington	L	116-125	7-7	14,223	37-Gervin	15-Kenon
11-10	@ New York	W	123-119	8-7	13,952	33-Gervin	17-Kenon
11-13	GOLDEN STATE	W	131-127 (OT)	9-7	9,945	47-Gervin	15-Paultz
11-15	NEW YORK	W	136-132	10-7	11,454	33-Gervin	12-Kenon
11-16	@ Philadelphia	W	106-105	11-7	16,535	33-Kenon	10-Oldberding/Paultz
11-18	@ New Jersey	L	105-107	11-8	5,246	23-Gervin	20-Kenon
11-20	PHILADELPHIA	L	114-118	11-9	12,843	22-Gervin	13-Kenon
11-23	WASHINGTON	W	128-108	12-9	12,256	35-Silas	14-Kenon
11-27	ATLANTA	L	120-143	12-10	10,459	39-Gervin	12-Kenon
11-30	PORTLAND	W	107-100	13-10	9,752	26-Gervin	9-Oldberding
DECEMBER RECORD: 6-9 (HOME: 4-2, ROAD: 2-7)							
12-1	@ Detroit	L	124-134	13-11	7,466	39-Kenon	10-Paultz
12-4	LOS ANGELES	L	121-127	13-12	12,731	36-Kenon	17-Kenon
12-5	@ Philadelphia	L	120-132	13-13	9,286	42-Gervin	14-Restani
12-7	@ Milwaukee	W	117-105	14-13	10,938	39-Gervin	11-Paultz
12-8	HOUSTON	W	138-129	15-13	10,213	37-Gervin	9-Gervin
12-11	@ Denver	L	121-127	15-14	14,443	41-Gervin	10-Kenon
12-13	@ Utah	L	114-144	15-15	7,122	34-Gervin	9-Griffin
12-15	@ Golden State	W	102-101	16-15	8,850	31-Gervin	10-Kenon
12-16	@ Los Angeles	L	119-121	16-16	12,389	43-Gervin	9-Kenon/Paultz
12-19	INDIANA	W	127-123	17-16	8,218	38-Gervin	12-Kenon
12-21	@ Boston	L	114-133	17-17	15,320	36-Gervin	8-Paultz/Gervin
12-22	DETROIT	W	141-112	18-17	8,879	26-Gervin	9-Griffin
12-26	@ Houston	L	110-143	18-18	11,138	30-Gervin	9-Griffin
12-27	PHILADELPHIA	L	114-118	18-19	14,831	46-Gervin	12-Oldberding
12-29	KANSAS CITY	W	127-125 (OT)	19-19	9,102	37-Kenon	12-Gervin
JANUARY RECORD: 10-6 (HOME: 8-2, ROAD: 2-4)							
1-1	@ New York	L	120-128	19-20	11,191	34-Silas	12-Kenon
1-2	PHOENIX	W	118-109	20-20	8,276	42-Gervin	11-Griffin
1-4	@ Kansas City	L	105-115	20-21	9,442	36-Gervin	15-Oldberding
1-5	BOSTON	W	119-111	21-21	15,812	24-Gervin	12-Kenon
1-8	DENVER	W	137-134	22-21	9,437	53-Gervin	12-Kenon
1-11	CLEVELAND	W	116-109	23-21	9,643	38-Gervin	12-Kenon
1-12	@ Atlanta	L	101-120	23-22	14,491	34-Gervin	11-Peck
1-13	ATLANTA	L	104-107	23-23	10,719	32-Gervin/Silas	17-Kenon
1-15	NEW JERSEY	W	123-119	24-23	8,285	37-Gervin	9-Griffin
1-17	@ Cleveland	L	112-116	24-24	6,690	42-Gervin	7-Kenon
1-19	WASHINGTON	W	130-117	25-24	11,309	42-Gervin	13-Restani
1-22	SAN DIEGO	W	129-109	26-24	10,049	30-Gervin	10-Shumate
1-23	@ Indiana	W	144-130	27-24	8,965	55-Gervin	11-Griffin/Shumate
1-25	SEATTLE	W	125-116	28-24	15,764	39-Gervin	14-Restani
1-27	ATLANTA	L	111-118	28-25	15,206	29-Shumate	14-Kenon
1-30	@ Houston	W	118-111	29-25	9,858	25-Gervin	14-Griffin
FEBRUARY RECORD: 4-8 (HOME: 3-3, ROAD: 1-5)							
2-5	NEW JERSEY	L	115-123	29-26	9,483	21-Shumate	12-Kenon
2-9	@ Indiana	L	127-131	29-27	12,537	30-Gervin	11-Kenon
2-10	UTAH	W	148-128	30-27	9,512	35-Gervin	13-Kenon
2-12	HOUSTON	L	118-120	30-28	10,829	41-Gervin	19-Kenon
2-14	NEW YORK	L	124-128	30-29	9,706	32-Gervin	9-Kenon
2-15	@ Chicago	W	131-124	31-29	8,076	28-Gervin	8-Gervin
2-17	MILWAUKEE	W	135-134	32-29	12,957	42-Gervin	11-Kenon
2-20	CHICAGO	W	125-117	33-29	12,498	24-Kenon	13-Kenon
2-22	@ Washington	L	117-123	33-30	14,249	29-Gervin	12-Kenon
2-24	@ New Jersey	L	123-129	33-31	7,768	41-Gervin	16-Kenon
2-27	@ Boston	L	125-130	33-32	15,320	35-Gervin	8-Oldberding
2-28	@ New York	L	124-133	33-33	10,398	28-Gervin	11-Kenon
MARCH RECORD: 8-8 (HOME: 4-4, ROAD: 4-4)							
3-2	CLEVELAND	L	119-123	33-34	11,112	39-Gervin	10-Oldberding/Shumate
3-4	BOSTON	L	108-137	33-35	12,206	26-Kenon	12-Kenon
3-7	NEW YORK	L	112-118	33-36	12,322	40-Gervin	9-Griffin
3-9	PHILADELPHIA	L	118-134	33-37	12,126	31-Gervin	13-Gervin
3-11	@ Washington	W	111-104	34-37	10,471	41-Gervin	13-Shumate
3-14	@ Detroit	W	113-102	35-37	7,581	29-Gervin	22-Shumate
3-15	@ Cleveland	L	98-100	35-38	7,986	22-Silas	12-Oldberding
3-16	@ New Jersey	W	120-107	36-38	6,703	33-Silas	8-Shumate/Peck
3-18	WASHINGTON	W	100-94	37-38	12,385	33-Gervin	13-Kenon
3-19	@ Philadelphia	W	105-99	38-38	11,927	33-Gervin	16-Oldberding
3-21	INDIANA	W	116-109	39-38	15,357	41-Gervin	9-Peck
3-23	@ Atlanta	L	95-103	39-39	11,557	36-Gervin	13-Oldberding
3-25	HOUSTON	L	126-107	40-39	14,236	24-Gervin	9-Gervin
3-26	@ Houston	L	101-113	40-40	11,247	20-Gervin	5-Kenon
3-28	@ Indiana	L	122-127	40-41	9,902	37-Gervin	11-Kenon
3-30	DETROIT	W	144-124	41-41	10,267	51-Kenon	12-Oldberding

1980-81 RECAP



Johnny Moore

RECORD

52-30 (34-7 home: 18-23 road)
First in Midwest Division

HONORS

George Johnson, NBA Blocked Shots Title
George Gervin, All-NBA First Team
George Gervin, NBA All-Star
George Johnson,
All-Defensive Second Team

PLAYOFFS

Lost to Houston,
Western Conference Semifinals, 4-3

SPURS LEADERS

Scoring: George Gervin 27.1 ppg
Rebounding: Dave Corzine 7.8 rpg
Assists: Johnny Moore 4.5 apg

Head Coach: Stan Albeck
Assistant: Morris McHone

1980-81 SEASON NOTES

- Prior to the season, the Spurs named Stan Albeck Head Coach.
- The Spurs, the Houston Rockets and the expansion Dallas Mavericks were all placed in the Midwest Division in the Western Conference.
- The Spurs were busy in the off-season ... draft picks Reggie Johnson and Michael Wiley were instant contributors for the Spurs ... after being waived the previous season, Johnny Moore was re-signed and led the team in assists in his first NBA season ... and finally, to add experience and size, the Spurs signed free agent George Johnson and obtained Dave Corzine in a trade with Washington.
- "The Bruise Brothers" were officially born on 12/30 as the Spurs handed out free posters which featured George Johnson, Dave Corzine, Kevin Restani, Paul Griffin, Mark Olberding and Reggie Johnson.
- George Johnson became the first Spur to win an NBA Blocked Shots title, averaging 3.39 blocks per game ... he put his name in the Spurs record-books on 2/24 vs. Golden State ... in the Spurs 131-126 win Johnson set a pair of Spurs franchise records – the most blocks in a game, with 13, and the most blocks in a half, with


1980-81 SPURS FINAL STATISTICS (52-30)

PLAYER	G	MIN	3-POINT						REBOUNDING				SCORING				
			FGM-FGA	PCT.	FGM-FGA	PCT.	FTM-FTA	PCT.	OFF	DEF	TOT	AVG.	AST	PF-DQ	STL	TO	BLK
Gervin	82	2765	850-1729	.492	9-35	.257	512-620	.826	126	293	419	5.1	260	212-4	94	251	56
Silas	75	2055	476-997	.477	0-2	.000	374-440	.850	44	187	231	3.1	285	129-0	51	159	12
Olberding	82	2408	348-685	.508	1-7	.143	315-380	.829	146	325	471	5.7	277	307-6	75	202	31
Corzine	82	1960	366-747	.490	0-3	.000	125-175	.714	228	408	636	7.8	117	212-0	42	131	99
R. Johnson	79	1716	340-682	.499	0-1	.000	128-193	.663	132	226	358	4.5	78	283-8	45	130	48
Brewer	46	904	180-385	.468	0-4	.000	65-80	.813	21	32	53	1.2	93	53-0	27	54	25
Shumate	22	519	56-128	.438	0-0	.000	53-73	.726	33	54	87	4.0	24	46-0	21	41	9
Moore	82	1578	249-520	.479	1-19	.053	105-172	.610	58	138	196	2.4	373	178-0	120	154	22
Restani	64	999	192-369	.520	3-8	.375	62-88	.705	71	103	174	2.7	81	103-0	16	68	14
Griffin	82	1930	166-325	.511	0-0	.000	170-253	.672	184	321	505	6.2	249	207-3	77	132	38
Wiley	33	271	76-138	.551	0-2	.000	36-48	.750	22	42	64	1.9	11	38-1	8	28	6
Gale	35	636	86-164	.524	1-3	.333	19-26	.731	7	45	52	1.5	99	56-0	55	39	2
G. Johnson	82	1935	164-347	.473	0-0	.000	80-109	.734	215	387	602	7.3	92	273-3	47	110	278
Gerard	11	129	22-60	.367	0-1	.000	8-11	.727	17	21	38	3.5	9	17-0	7	8	3
SPURS	82		3571-7276	.491	15-85	.176	2052-2668	.769	1304	2582	3886	47.4	2048	2114-25	685	1507	643
OPPONENTS	82		3581-7582	.472	45-168	.268	1766-2387	.740	1214	2177	3391	41.4	2206	2198-37	700	1422	481
																	8973
																	109.4

52-30 (FIRST IN MIDWEST DIVISION)

DATE	OPPONENT	W-L	SCORE	REC.	ATT.	HI-SCORER	HI-REBOUNDER
OCTOBER RECORD:		10-2 (HOME: 5-0, ROAD: 5-2)					
10-10	@ Denver	W	113-112	1-0	10,027	19-Gervin	12-Corzine
10-11	@ Dallas	L	92-103	1-1	10,373	33-Gervin	12-Olberding
10-14	KANSAS CITY	W	109-103	2-1	9,876	39-Gervin	9-G. Johnson
10-16	@ Detroit	W	102-99	3-1	4,569	26-Gervin	7-Shumate
10-18	DALLAS	W	110-96	4-1	9,542	20-Gervin	10-Gervin
10-21	SAN DIEGO	W	123-120	5-1	7,821	31-Gervin	15-G. Johnson
10-23	GOLDEN STATE	W	128-109	6-1	11,531	25-Gervin	15-G. Johnson
10-25	@ San Diego	W	116-98	7-1	4,613	36-Gervin	13-Corzine
10-26	@ Los Angeles	W	108-102	8-1	11,906	25-Gervin	12-G. Johnson
10-28	PORTLAND	W	120-112	9-1	9,702	30-Gervin	10-G. Johnson
10-29	@ Utah	L	96-109	9-2	5,047	16-Olberding	15-G. Johnson
10-31	@ Seattle	W	112-96	10-2	12,368	26-Silas	6-Olberding/G.J./Corzine
NOVEMBER RECORD:		7-6 (HOME: 4-3, ROAD: 3-3)					
11-1	@ Golden State	L	108-123	10-3	10,015	42-Gervin	6-Olberding
11-5	PHOENIX	W	114-84	11-3	12,358	30-Silas	9-Olberding/Shumate
11-8	LOS ANGELES	W	112-109	12-3	16,114	30-Gervin	14-Corzine
11-11	INDIANA	L	113-119	12-4	11,282	38-Gervin	13-G. Johnson
11-12	@ Phoenix	L	127-130	12-5	12,660	31-Gervin	6-Shumate
11-13	@ San Diego	W	113-107	13-5	4,381	35-Gervin	7-R. Johnson
11-15	UTAH	W	120-104	14-5	13,612	23-Gervin	7-G. Johnson
11-18	@ Atlanta	L	93-97	14-6	9,654	35-Gervin	8-G.J./Gervin/Corzine
11-19	@ New Jersey	W	112-104 (OT)	15-6	6,974	38-Gervin	12-G. Johnson
11-22	PHILADELPHIA	L	101-108	15-7	15,362	34-Gervin	13-Olberding/G. Johnson
11-26	CHICAGO	W	125-122	16-7	9,561	27-Gervin	9-Gervin/Corzine
11-28	HOUSTON	L	115-124	16-8	12,636	28-Gervin	13-Olberding
11-29	@ Kansas City	W	106-104	17-8	8,380	29-Gervin	13-Corzine
DECEMBER RECORD:		9-6 (HOME: 6-1, ROAD: 3-5)					
12-2	PHOENIX	L	107-122	17-9	9,112	23-Gervin/Silas	9-Corzine
12-4	CLEVELAND	W	130-100	18-9	6,833	28-Gervin	16-Corzine
12-7	@ Portland	L	115-116	18-10	12,666	41-Gervin	10-G. Johnson
12-8	@ Seattle	L	99-104	18-11	12,633	23-Gervin	15-Corzine
12-9	@ Utah	W	115-90	19-11	5,808	31-Gervin	9-Griffin
12-11	KANSAS CITY	W	122-104	20-11	7,491	27-Silas	8-Gervin
12-13	DENVER	W	147-123	21-11	9,879	32-Gervin	10-Corzine
12-14	@ Milwaukee	L	98-115	21-12	11,052	19-Gervin	10-Griffin
12-16	@ Dallas	W	89-83	22-12	6,140	27-Gervin	15-G. Johnson
12-17	@ Houston	W	113-107	23-12	8,349	22-Moore	12-Corzine
12-19	GOLDEN STATE	W	126-111	24-12	9,442	33-Gervin	9-Gervin
12-21	@ Los Angeles	L	122-135	24-13	12,341	20-Gervin	7-G. Johnson/Corzine
12-25	@ Phoenix	L	111-131	24-14	12,660	32-Gervin	8-Gervin
12-27	UTAH	W	142-117	25-14	11,823	34-Gervin	10-G. Johnson/Corzine
12-30	SEATTLE	W	102-100	26-14	11,130	28-Gervin	12-G. Johnson
JANUARY RECORD:		8-6 (HOME: 6-0, ROAD: 2-6)					
1-2	LOS ANGELES	W	118-112	27-14	14,722	19-Silas	7-Corzine
1-3	@ Chicago	W	119-111	28-14	14,572	30-Gervin	9-Olberding
1-6	@ New York	W	113-108	29-14	13,381	33-Silas	8-Corzine
1-7	@ Philadelphia	L	102-135	29-15	10,999	25-Gervin	12-Corzine
1-9	PORTLAND	W	120-86	30-15	12,204	23-Silas	8-Griffin
1-11	WASHINGTON	W	137-106	31-15	8,032	33-Gervin	10-Griffin
1-14	NEW YORK	W	116-105	32-15	11,429	28-Gervin	13-Corzine
1-16	@ Boston	L	85-94	32-16	15,320	22-Moore	12-Corzine
1-17	@ Washington	L	93-103	32-17	10,614	28-Olberding	9-by 4 players
1-20	PHOENIX	W	119-112 (OT)	33-17	11,883	25-Silas	13-R. Johnson
1-21	@ Kansas City	L	108-115	33-18	7,627	25-Gervin	10-Corzine
1-24	@ Denver	L	115-129	33-19	10,729	24-Gervin	11-R. Johnson
1-25	@ Portland	L	100-118	33-20	12,666	26-Gervin	7-Olberding
1-29	NEW JERSEY	W	122-108	34-20	10,018	26-Gervin	10-Corzine
FEBRUARY RECORD:		10-4 (HOME: 8-1, ROAD: 2-3)					
2-3	DETROIT	W	102-99	35-20	8,616	25-Gervin	12-Griffin/Corzine
2-4	@ Denver	W	135-132	36-20	9,117	37-Gervin	11-Corzine
2-6	PORTLAND	W	122-96	37-20	11,342	32-Gervin	12-G. Johnson
2-8	DALLAS	W	102-98	38-20	8,918	27-Silas/Gervin	18-G. Johnson
2-11	@ Houston	L	89-108	38-21	8,295	19-Gervin	7-Gervin
2-12	ATLANTA	W	110-109	39-21	8,604	19-Silas/Olberding	9-G. Johnson
2-14	@ Dallas	W	107-99	40-21	9,826	28-Gervin	9-Gervin/Griffin
2-15	MILWAUKEE	W	110-108	41-21	11,236	33-Gervin	14-Corzine
2-17	BOSTON	L	116-128	41-22	13,847	49-Gervin	13-Corzine
2-19	@ Cleveland	L	104-118	41-23	5,574	32-Gervin	7-G. Johnson/Silas
2-20	@ Indiana	L	106-109	41-24	10,419	30-Gervin	11-Griffin
2-22	DENVER	W	133-129 (OT)	42-24	8,668	26-R. Johnson	14-Griffin
2-24	GOLDEN STATE	W	131-126	43-24	9,163	26-Gervin	9-G. Johnson
2-26	SEATTLE	W	123-113	44-24	10,865	35-Gervin	10-Corzine
MARCH RECORD:		8-6 (HOME: 5-2, ROAD: 3-4)					
3-1	HOUSTON	W	102-86	45-24	11,245	26-Gervin	10-Griffin/Corzine
3-4	KANSAS CITY	L	97-111	45-25	9,280	16-Moore	11-G. Johnson
3-6	@ Seattle	L	94-102	45-26	23,579	25-Olberding	12-Olberding
3-8	DALLAS	W	113-108	46-26	8,251	19-Silas	9-Corzine
3-10	@ Los Angeles	L	104-118	46-27	16,703	28-Gervin	9-G. Johnson/Gervin
3-14	@ San Diego	L	118-126	46-28	6,509	39-Gervin	10-Gervin
3-15	@ Golden State	W	114-112 (OT)	47-28	10,520	39-Gervin	13-Griffin
3-17	UTAH	W	94-86	48-28	11,234	23-Gervin	12-G. Johnson
3-20	@ Kansas City	W	114-110 (OT)	49-28	8,740	21-Silas	11-G. Johnson/Corzine
3-22	SAN DIEGO	W	107-99	50-28	10,156	29-Gervin	10-G. Johnson
3-24	DENVER	L	123-125	50-29	14,190	30-Gervin	12-Griffin
3-25	@ Houston	L	111-117	50-30	13,931	34-Silas	9-Johnson
3-26	@ Utah	W	98-97	51-30	6,319	21-Gervin	17-Corzine
3-29	HOUSTON	W	135-109	52-30	11,543	30-Gervin	10-Griffin

1981-82 RECAP



Dave Corzine

RECORD

48-34 (29-12 home: 19-22 road)
First in Midwest Division

HONORS

George Gervin, NBA Scoring Title
Johnny Moore, NBA Assists Title
George Gervin, All-NBA First Team
George Gervin, NBA All-Star
George Johnson, NBA Blocked Shots Title

PLAYOFFS

Defeated Seattle,
Western Conference Semifinals, 4-1
Lost to Los Angeles,
Western Conference Finals, 4-0

SPURS LEADERS

Scoring: George Gervin 32.3 ppg
Rebounding: Mike Mitchell 7.9 rpg
Assists: Johnny Moore 9.6 apg

Head Coach: Stan Albeck

Assistant: Morris McHone

1981-82 SEASON NOTES

- The end of an era came in June as the Spurs sent James Silas – the last original Spur and team captain – to Cleveland ... Silas spent nine years in San Antonio and is one of just six players in franchise history to have had their jersey retired.
- The Spurs started the season with a 9-1 mark and held the top spot in the Midwest Division the entire season.
- On 12/24 the Spurs obtained Mike Mitchell and Roger Phegley from Cleveland in exchange for Ron Brewer and Reggie Johnson.
- In a record-setting game on 3/6 the Spurs posted a 171-166 triple-overtime win over Milwaukee in the HemisFair Arena ... the 171 points by the Spurs is a club record for the most points scored in a game and the 337 points scored by both teams is the second highest combined point total in NBA history.
- Three different Spurs won individual statistical titles in the league ... George Gervin captured his fourth NBA scoring title, averaging 32.3 ppg ... George Johnson won his second consecutive blocked shots title, averaging 3.12 bpg ... and second-year guard Johnny Moore led the NBA in assists, averaging 9.6 assists per contest.


1981-82 SPURS FINAL STATISTICS (48-34)

			3-POINT						REBOUNDING										SCORING	
PLAYER	G	MIN	FGM-FGA	PCT.	FGM-FGA	PCT.	FTM-FTA	PCT.	OFF	DEF	TOT	AVG.	AST	PF-DQ	STL	TO	BLK	PTS	AVG.	
Gervin	79	2817	993-1987	.500	10-36	.278	555-642	.864	138	254	392	5.0	187	215-2	77	210	45	2551	32.3	
Mitchell	57	2090	524-973	.539	0-1	.000	148-202	.733	173	276	449	7.9	43	200-4	33	98	28	1196	21.0	
Brewer	25	595	182-361	.504	3-10	.300	77-88	.875	13	37	50	2.0	67	37-0	23	34	7	444	17.8	
Olberding	68	2098	333-705	.472	2-12	.167	273-338	.808	118	321	439	6.5	202	253-5	57	139	29	941	13.8	
R. Johnson	21	504	94-194	.485	0-0	.000	32-40	.800	43	94	137	6.5	20	67-0	7	26	16	220	10.5	
Corzine	82	2189	336-648	.519	1-4	.250	159-213	.746	211	418	629	7.7	130	235-3	33	139	126	832	10.1	
Banks	80	1700	311-652	.477	0-8	.000	145-212	.684	157	254	411	5.1	147	199-2	55	106	17	767	9.6	
Moore	79	2294	309-667	.463	1-21	.048	122-182	.670	62	213	275	3.5	762	254-6	163	175	12	741	9.4	
Bratz	81	1616	230-565	.407	46-138	.333	119-152	.783	40	126	166	2.0	438	183-0	65	139	11	625	7.7	
Phegley	54	617	129-293	.440	1-18	.056	49-64	.766	33	50	83	1.5	61	91-0	20	33	6	308	5.7	
Rains	49	637	77-177	.435	0-2	.000	38-64	.594	37	43	80	1.6	40	74-0	18	25	2	192	3.9	
Griffin	23	459	32-66	.485	0-0	.000	24-37	.649	29	66	95	4.1	54	67-0	20	40	8	88	3.8	
Yonakor	10	70	14-26	.538	0-0	.000	5-7	.714	13	14	27	2.7	3	7-0	1	2	2	33	3.3	
Lambert	21	271	26-58	.448	0-1	.000	13-14	.929	19	32	51	2.4	13	43-0	6	10	6	65	3.1	
G. Johnson	75	1578	91-195	.467	0-0	.000	43-64	.672	152	302	454	6.1	79	259-6	20	92	234	225	3.0	
Hayes	9	75	8-18	.444	0-0	.000	7-12	.583	7	10	17	1.9	4	17-0	1	2	2	23	2.6	
Restani	13	145	9-28	.321	0-1	.000	3-4	.750	8	27	35	2.7	7	16-0	1	6	4	21	1.6	
SPURS	82		3698-7613	.486	64-252	.254	1812-2335	.776	1253	2537	3790	46.2	2257	2217-28	600	1276	555	9272	113.1	
OPPONENTS	82		3566-7385	.483	58-199	.291	1893-2497	.758	1151	2434	3585	43.7	2036	2179-30	611	1352	429	9083	110.8	

48-34 (FIRST IN MIDWEST DIVISION)

DATE	OPPONENT	W-L	SCORE	REC.	ATT.	HI-SCORER	HI-REBOUNDER
OCTOBER RECORD:		2-0 (HOME: 1-0, ROAD: 1-0)					
10-30	@ Kansas City	W	113-102	1-0	11,010	35-Gervin	9-G. Johnson/Moore
10-31	DENVER	W	145-120	2-0	9,487	27-Gervin	14-Corzine
NOVEMBER RECORD:		8-5 (HOME: 5-1, ROAD: 3-4)					
11-3	@ Phoenix	L	88-111	2-1	10,888	35-Gervin	9-G. Johnson/Corzine
11-4	CLEVELAND	W	128-102	3-1	11,276	39-Brewer	10-R. Johnson/Griffin
11-7	NEW YORK	W	103-96	4-1	10,428	40-Brewer	12-Olberding
11-10	LOS ANGELES	W	128-102	5-1	11,365	44-Brewer	12-Corzine
11-13	@ Seattle	W	119-112	6-1	15,433	47-Gervin	10-Corzine
11-15	@ Portland	W	110-105	7-1	12,666	23-Gervin	14-G. Johnson
11-17	@ Dallas	W	112-105	8-1	7,858	38-Gervin	10-Banks/Corzine
11-18	SEATTLE	W	111-93	9-1	12,258	33-Gervin	10-G. Johnson
11-20	@ Los Angeles	L	116-136	9-2	17,505	30-Gervin	11-R. Johnson
11-21	@ Golden State	L	122-129	9-3	12,801	30-Gervin/Olberding	12-Corzine
11-25	LOS ANGELES	L	96-117	9-4	13,653	24-Gervin	7-G. Johnson
11-27	NEW JERSEY	W	114-86	10-4	10,249	29-Gervin	9-Gervin
11-29	@ Milwaukee	L	89-105	10-5	10,602	33-Gervin	15-G. Johnson
DECEMBER RECORD:		9-4 (HOME: 5-2, ROAD: 4-2)					
12-1	@ Washington	W	110-99	11-5	5,583	42-Gervin	13-R. Johnson
12-2	@ Philadelphia	W	108-101	12-5	15,015	31-Gervin	13-Corzine
12-4	PORTLAND	W	127-111	13-5	10,472	45-Gervin	10-Corzine
12-9	SEATTLE	W	110-99	14-5	8,334	25-Gervin	8-Gervin
12-11	@ Dallas	W	101-99	15-5	7,768	25-Brewer	6-G.J. Moore/Griffin
12-12	UTAH	W	111-97	16-5	9,842	40-Gervin	9-R. Johnson/G. Johnson
12-15	@ Utah	L	103-108	16-6	6,458	26-Gervin	12-R. Johnson/Corzine
12-18	PHOENIX	L	104-108	16-7	10,805	23-Gervin	15-Corzine
12-19	@ Denver	L	125-138	16-8	7,391	35-Gervin	9-Restani
12-23	@ San Diego	W	114-109	17-8	4,072	31-Gervin	11-Banks
12-26	ATLANTA	L	97-105	17-9	12,257	25-Gervin	15-Olberding
12-29	SAN DIEGO	W	119-107	18-9	9,843	46-Gervin	8-Olberding/Gervin
12-30	HOUSTON	W	109-104	19-9	11,246	42-Gervin	13-Gervin
JANUARY RECORD:		9-5 (HOME: 7-1, ROAD: 2-4)					
1-2	DENVER	W	148-133	20-9	9,263	38-Gervin	14-Corzine
1-5	@ Portland	L	110-115	20-10	12,666	47-Gervin	11-Johnson
1-6	@ Utah	L	115-130	20-11	4,836	30-Mitchell	10-Mitchell
1-7	@ Golden State	W	123-112	21-11	8,055	45-Gervin	11-Corzine
1-9	KANSAS CITY	W	113-100	22-11	10,656	26-Gervin/Mitchell	9-Corzine
1-12	DALLAS	W	127-109	23-11	6,823	23-Mitchell/Banks	8-Johnson
1-15	HOUSTON	W	128-90	24-11	11,936	32-Gervin	10-Corzine
1-16	@ Houston	L	99-116	24-12	15,157	26-Gervin	13-Banks/Corzine
1-19	@ Phoenix	L	96-108	24-13	11,251	27-Gervin	10-Mitchell
1-21	UTAH	W	123-104	25-13	7,279	29-Gervin	17-Olberding
1-22	@ Atlanta	W	115-107	26-13	8,573	29-Gervin	13-Corzine
1-23	INDIANA	L	98-107	26-14	10,236	27-Gervin/Moore	6-Olberding
1-26	PHILADELPHIA	W	103-95	27-14	14,165	36-Gervin	11-Corzine
1-28	KANSAS CITY	W	126-115	28-14	7,339	37-Gervin	11-Johnson/Corzine
FEBRUARY RECORD:		8-6 (HOME: 5-2, ROAD: 3-4)					
2-2	DALLAS	W	103-98	29-14	7,017	32-Gervin	10-Johnson
2-4	PHOENIX	W	118-112	30-14	10,838	39-Gervin	9-Johnson
2-5	@ Kansas City	L	102-109	30-15	7,505	25-Gervin	9-Johnson/Corzine
2-7	@ Golden State	L	111-116	30-16	10,777	38-Gervin	8-Mitchell/Olberding
2-9	WASHINGTON	L	110-112	30-17	10,146	42-Gervin	10-Corzine
2-12	@ Los Angeles	W	100-94	31-17	17,505	27-Gervin	13-Mitchell
2-14	SEATTLE	W	114-94	32-17	11,108	25-Olberding	16-Mitchell
2-17	DETROIT	W	126-112	33-17	8,736	49-Gervin	9-Corzine
2-19	@ Denver	W	126-121	34-17	11,918	38-Gervin	8-Corzine
2-20	SAN DIEGO	L	101-118	34-18	9,940	39-Gervin	8-Mitchell/Corzine
2-23	GOLDEN STATE	W	143-123	35-18	9,648	35-Gervin	7-Olber/Corzine/Banks
2-25	@ Detroit	W	119-116	36-18	11,368	40-Gervin	12-Olberding
2-26	@ Indiana	L	100-108	36-19	8,372	24-Gervin	9-Mitchell
2-28	@ Chicago	L	104-118	36-20	7,258	25-Gervin	10-Mitchell
MARCH RECORD:		8-8 (HOME: 4-4, ROAD: 4-4)					
3-2	@ Houston	W	119-117	37-20	15,676	38-Gervin	11-Mitchell
3-4	BOSTON	L	101-110	37-21	14,858	48-Gervin	6-Lambert/Corz. Moore
3-6	MILWAUKEE	W	171-166 (3OT)	38-21	11,764	50-Gervin	11-Mitchell
3-8	DALLAS	L	113-121	38-22	8,284	38-Gervin	11-Corzine
3-9	@ San Diego	L	127-138	38-23	5,016	40-Gervin	10-Mitchell
3-12	PORTLAND	L	108-112	38-24	10,696	26-Mitchell	11-Mitchell/Banks
3-14	CHICAGO	W	119-117	39-24	9,237	37-Gervin	11-Mitchell
3-16	@ New York	W	114-91	40-24	10,545	33-Gervin/Mitchell	18-Corzine
3-17	@ New Jersey	L	90-93	40-25	13,526	24-Gervin	9-Banks
3-19	@ Boston	L	100-134	40-26	15,320	31-Gervin	10-Johnson
3-20	@ Cleveland	W	115-102	41-26	8,125	41-Gervin	13-Johnson
3-23	SAN DIEGO	W	106-98	42-26	8,980	27-Gervin	8-Banks
3-24	@ Denver	L	115-129	42-27	14,425	25-Gervin	12-Mitchell
3-26	LOS ANGELES	W	110-105	43-27	14,815	41-Mitchell	12-Mitchell
3-27	@ Utah	W	114-110	44-27	7,272	47-Gervin	10-Gervin
3-30	GOLDEN STATE	L	107-113	44-28	11,298	34-Gervin	11-Mitchell
APRIL RECORD:		4-6 (HOME: 2-2, ROAD: 2-4)					
4-1	@ Portland	L	105-109	44-29	12,666	31-Mitchell	10-Johnson
4-2	@ Seattle	L	86-111	44-30	31,715	33-Gervin	11-Banks
4-4	HOUSTON	L	93-95	44-31	14,193	20-Gerv/Mitch/Olberding	11-Gervin
4-7	KANSAS CITY	W	118-113	45-31	8,759	40-Mitchell	10-Mitchell
4-10	@ Houston	L	100-105	45-32	15,676	38-Gervin	9-Olberding
4-11	@ Kansas City	W	126-121	46-32	4,929	34-Gervin	14-Corzine
4-13	DENVER	W	144-137	47-32	14,973	39-Gervin	18-Gervin
4-14	@ Phoenix	L	92-104	47-33	11,115	15-Mitchell/Gervin	10-Mitchell
4-16	@ Dallas	W	118-106	48-33	13,092	35-Gervin	6-Johnson/Moore
4-18	UTAH	L	128-120	48-34	9,741	16-Olberding/Gervin	12-Olberding

1982-83 RECAP



Gene Banks

RECORD

53-29 (31-10 home: 22-19 road)
First in Midwest Division

HONORS

George Gervin, All-NBA First Team
George Gervin, NBA All-Star
Artis Gilmore, NBA All-Star
Artis Gilmore, NBA FG Percentage Title
Mike Dunleavy,
NBA 3PT-FG Percentage Title

PLAYOFFS

Defeated Denver,
Western Conference Semifinals, 4-1
Lost to Los Angeles,
Western Conference Finals, 4-2

SPURS LEADERS

Scoring: George Gervin 26.2 ppg
Rebounding: Artis Gilmore 12.0 rpg
Assists: Johnny Moore 9.8 apg

Head Coach: Stan Albeck
Assistant: Morris McHone

1982-83 SEASON NOTES

- The Spurs made a big off-season deal sending Mark Olberding and Dave Corzine to Chicago in exchange for Artis Gilmore ... in his first season with the Spurs, Gilmore averaged 18.0 points and 12.0 rebounds per game ... he was named to the 1983 All-Star Team and led the NBA in FG percentage with a .626 (556-888) mark.
- George Gervin scored his 20,000th professional point on 11/13 vs. Seattle.
- The Spurs claimed their third straight Midwest Division Title and made their second straight trip to the Western Conference Finals.
- The Spurs announced their All-Decade Team on 4/15 ... the team was made-up of George Gervin, James Silas, Mike Mitchell, Mark Olberding and Artis Gilmore.
- On 4/26 the Spurs defeated Denver 152-133 in the Western Conference Semifinals ... the 285 combined points scored that night is the second highest two-team total in NBA Playoff history ... the 152 points scored by the Spurs is a club-record for the most points scored in a postseason contest.

1982-83 SPURS FINAL STATISTICS (53-29)

			3-POINT						REBOUNDING									SCORING	
PLAYER	G	MIN	FGM-FGA	PCT.	FGM-FGA	PCT.	FTM-FTA	PCT.	OFF	DEF	TOT	AVG.	AST	PF-DQ	STL	TO	BLK	PTS	AVG.
Gervin	78	2830	757-1553	.487	12-33	.375	517-606	.853	111	246	357	4.6	264	243-5	88	247	67	2043	26.2
Mitchell	80	2803	686-1342	.511	0-3	.000	219-289	.758	188	349	537	6.7	98	248-6	57	126	52	1591	19.9
Gilmore	82	2797	556-888	.626	0-6	.000	367-496	.740	299	685	984	12.0	126	273-4	40	254	192	1479	18.0
Banks	81	2722	505-919	.550	0-5	.000	196-278	.705	222	390	612	7.6	279	229-3	78	171	21	1206	14.9
Moore	77	2552	394-841	.468	5-22	.227	148-199	.744	65	212	277	3.6	753	247-2	194	226	32	941	12.2
Jones	28	622	92-185	.497	0-3	.000	84-114	.737	56	121	177	6.3	20	107-5	14	43	31	268	9.6
Dunleavy	79	1619	213-510	.418	67-194	.345	120-154	.779	18	116	134	1.7	437	210-1	74	160	4	613	7.8
Sanders	26	393	76-157	.484	0-2	.000	31-43	.721	31	63	94	3.6	19	57-0	18	28	6	183	7.0
Willoughby	52	1062	136-295	.461	6-13	.462	41-53	.774	61	129	190	3.6	56	123-0	24	56	16	319	6.1
Phegley	62	599	120-267	.449	3-14	.214	43-56	.768	39	45	84	1.4	60	92-0	30	49	8	286	4.6
Paultz	7	125	12-27	.444	0-0	.000	1-2	.500	10	23	33	5.5	4	14-0	5	6	6	25	3.6
Griffin	53	956	60-116	.517	0-0	.000	53-76	.697	77	139	216	4.1	86	153-0	33	68	25	173	3.3
Robinson	35	147	35-97	.361	1-11	.091	30-45	.667	6	11	17	0.5	21	18-0	4	13	2	101	2.9
Rains	34	292	33-83	.398	0-1	.000	29-43	.674	25	19	44	1.3	22	35-0	10	25	1	95	2.8
Crompton	14	148	14-34	.412	0-0	.000	3-5	.600	18	30	48	3.4	7	25-0	3	5	5	31	2.2
Smith	7	25	5-11	.455	0-1	.000	2-2	1.000	0	3	3	0.4	2	6-0	1	3	0	12	1.7
Johnstone	7	54	2-10	.200	0-0	.000	3-5	.600	4	12	16	2.2	1	9-0	1	4	1	7	1.0
Dietrick	8	34	1-5	.200	0-0	.000	0-2	.000	2	6	8	1.0	6	6-0	1	1	0	2	0.3
SPURS	82		3697-7340	.504	94-308	.305	1887-2468	.765	1232	2599	3831	46.7	2261	2095-26	675	1504	469	9375	114.3
OPPONENTS	82		3654-7531	.485	51-201	.254	1716-2239	.766	1160	2263	3423	41.6	2329	2199-37	654	1430	457	9075	110.7


1982-83 GAME-BY-GAME

53-29 (FIRST IN MIDWEST DIVISION)

DATE	OPPONENT	W-L	SCORE	REC.	ATT.	HI-SCORER	HI-REBOUNDER
OCTOBER RECORD:							
10-29	@ Utah	W	120-114	1-0	8,436	28-Gervin/Mitchell	16-Gilmore
10-30	PORTLAND	W	112-107	2-0	12,150	31-Gervin	9-Gilmore
NOVEMBER RECORD:							
10-6 (HOME: 6-2, ROAD: 4-4)							
11-3	@ Seattle	L	107-109	2-1	9,808	26-Gervin	11-Gilmore
11-4	@ Portland	W	108-107 (OT)	3-1	12,666	27-Mitchell	9-Mitchell
11-5	@ Golden State	W	105-104	4-1	10,590	23-Gilmore	16-Gilmore
11-7	PHOENIX	W	101-100	5-1	9,448	47-Gervin	20-Gilmore
11-9	UTAH	W	118-104	6-1	10,780	25-Mitchell	15-Gilmore
11-11	@ San Diego	L	105-109	6-2	4,157	42-Gervin	10-Banks
11-13	SEATTLE	L	98-107	6-3	14,814	24-Gervin	15-Gilmore
11-16	KANSAS CITY	L	102-105	6-4	8,943	27-Gervin	14-Gilmore
11-17	@ Washington	W	114-112	7-4	6,889	40-Gervin	11-Gilmore
11-19	@ Boston	L	111-119	7-5	15,320	31-Gervin	8-Mitchell
11-20	GOLDEN STATE	W	134-112	8-5	8,369	33-Gervin	10-Banks
11-23	DENVER	W	136-126	9-5	6,518	28-Banks	13-Banks
11-24	@ Denver	L	123-129	9-6	13,011	34-Gervin	14-Banks
11-26	CHICAGO	W	122-120	10-6	9,106	44-Gervin	15-Banks
11-27	@ Dallas	W	107-106	11-6	15,517	45-Gervin	11-Mitchell/Gilmore
11-30	LOS ANGELES	W	117-114	*11-6	12,115	25-Mitchell	16-Gilmore
DECEMBER RECORD:							
9-6 (HOME: 4-3, ROAD: 5-3)							
12-1	@ Detroit	L	97-115	11-7	9,284	38-Gervin	13-Gilmore
12-3	HOUSTON	W	88-78	12-7	7,691	28-Mitchell	13-Mitchell
12-4	@ Houston	L	93-94	12-8	7,153	27-Gervin	16-Gilmore
12-7	DALLAS	W	106-92	13-8	7,940	26-Gervin	13-Gilmore
12-8	@ Kansas City	W	102-101 (OT)	14-8	6,211	25-Gervin	18-Gilmore
12-10	@ New Jersey	W	114-102	15-8	11,686	26-Gervin	13-Banks
12-11	KANSAS CITY	L	110-122	15-9	9,044	24-Mitchell	11-Banks
12-14	@ Houston	W	102-93	16-9	6,871	29-Gervin	8-Gervin
12-16	@ Denver	W	120-108	17-9	10,815	29-Moore	11-Banks
12-17	UTAH	W	110-103	18-9	7,031	26-Mitchell	19-Gilmore
12-19	@ Milwaukee	L	98-113	18-10	10,032	22-Mitchell/Gilmore	7-Mitchell/Gilmore
12-21	PHOENIX	L	113-114	18-11	8,475	23-Mitchell	17-Banks
12-26	PHILADELPHIA	L	122-124	18-12	14,599	27-Gilmore	19-Gilmore
12-29	SAN DIEGO	W	122-115	19-12	10,247	24-Gilmore	13-Gilmore
12-30	@ Chicago	W	105-102	20-12	7,280	22-Moore	10-Mitchell/Gilmore
JANUARY RECORD:							
9-6 (HOME: 5-2, ROAD: 4-4)							
1-2	@ Cleveland	W	103-95	21-12	3,010	33-Mitchell	10-Phegley
1-4	@ Atlanta	W	104-95	22-12	5,139	23-Gilmore	13-Gilmore
1-5	@ Dallas	L	131-136	22-13	10,008	26-Gilmore	6-Mitchell/Gilmore
1-7	BOSTON	L	113-116	22-14	14,329	25-Gilmore	14-Gilmore
1-11	DALLAS	W	109-101	23-14	8,224	26-Banks	21-Gilmore
1-12	@ Kansas City	L	113-118	23-15	8,719	29-Gervin	11-Banks/Gilmore
1-14	HOUSTON	W	96-92	24-15	8,809	23-Gervin	14-Gilmore
1-15	WASHINGTON	W	117-96	25-15	9,817	31-Gervin	17-Gilmore
1-18	DENVER	W	143-124	26-15	8,424	30-Banks	14-Gilmore
1-19	@ Phoenix	L	113-118	26-16	11,004	29-Gervin	8-Gervin
1-21	@ Los Angeles	L	110-119	26-17	17,505	36-Gervin	14-Gilmore
1-23	PORTLAND	L	107-108	26-18	8,112	24-Gilmore/Dunleavy	11-Mitchell/Gilmore
1-25	@ Utah	W	116-106	27-18	8,688	40-Gilmore	18-Gilmore
1-27	@ Indiana	W	143-138	28-18	3,625	39-Gilmore	16-Gilmore
1-29	NEW JERSEY	W	120-109	29-18	11,945	32-Banks	15-Gilmore
FEBRUARY RECORD:							
6-5 (HOME: 4-2, ROAD: 2-3)							
2-2	NEW YORK	L	98-109	29-19	8,313	33-Gervin	16-Gilmore
2-4	@ Seattle	L	103-115	29-20	13,082	24-Gervin	9-Banks
2-5	@ Golden State	L	102-106	29-21	8,766	32-Mitchell	8-Gilmore
2-8	DETROIT	W	147-143 (OT)	30-21	7,518	41-Gervin	15-Gilmore
2-10	GOLDEN STATE	W	128-109	31-21	8,384	38-Gervin	12-Gilmore
2-15	@ Los Angeles	W	124-103	32-21	15,111	40-Gervin	9-Banks
2-16	@ Utah	L	101-112	32-22	8,085	26-Mitchell	21-Gilmore
2-20	ATLANTA	W	103-100	33-22	9,408	26-Mitchell	17-Gilmore
2-23	PORTLAND	W	124-114	34-22	8,450	32-Mitchell	13-Gilmore
2-25	@ Kansas City	W	131-125	35-22	9,079	42-Gervin	13-Jones
2-26	MILWAUKEE	L	104-107	35-23	12,439	22-Gervin	17-Gilmore
MARCH RECORD:							
10-4 (HOME: 7-0, ROAD: 3-4)							
3-1	SEATTLE	W	119-104	36-23	7,988	33-Mitchell	18-Gilmore
3-2	@ Phoenix	L	106-110	36-24	10,666	31-Gervin	11-Gilmore
3-4	@ San Diego	W	107-99	37-24	4,585	24-Gervin	12-Banks
3-5	CLEVELAND	W	117-98	38-24	7,252	23-Gilmore	10-Jones
3-8	@ Denver	L	118-129	38-25	15,033	21-Mitchell	7-Banks/Gervin/Jones
3-9	PHOENIX	W	108-105	39-25	8,201	22-Gervin	11-Banks
3-12	GOLDEN STATE	W	131-120	40-25	9,805	32-Gilmore	14-Gilmore
3-15	SAN DIEGO	W	130-109	41-25	8,278	21-Gervin	10-Sanders
3-17	@ San Diego	W	111-101	42-25	4,076	28-Gervin	11-Gilmore
3-19	INDIANA	W	138-118	43-25	10,355	23-Mitchell	17-Gilmore
3-22	@ Portland	L	102-119	43-26	12,666	20-Gervin/Moore	7-Gilmore/Moore
3-23	@ Seattle	L	117-137	43-27	14,203	31-Gilmore	11-Gilmore
3-25	@ Los Angeles	W	132-120	44-27	17,505	33-Gilmore	10-Gilmore
3-29	DENVER	W	136-129	45-27	12,477	32-Gilmore	14-Gilmore
APRIL RECORD:							
7-2 (HOME: 4-1, ROAD: 3-1)							
4-1	HOUSTON	W	124-99	46-27	8,958	24-Gervin	17-Gilmore
4-2	@ Houston	W	112-101	47-27	6,121	27-Gervin	20-Gilmore
4-5	KANSAS CITY	W	130-113	48-27	7,887	21-Mitchell/Gervin	13-Gilmore
4-6	@ Philadelphia	W	112-109	49-27	13,706	32-Gervin	10-Gilmore
4-8	@ New York	L	100-102 (OT)	49-28	10,975	28-Mitchell	12-Mitchell/Gilmore
4-9	DALLAS	L	111-122	49-29	10,659	22-Mitchell	12-Gilmore
4-13	LOS ANGELES	W	114-109	*51-29	15,782	44-Banks	12-Gilmore
4-15	UTAH	W	121-118	52-29	8,405	23-Mitchell	12-Paultz
4-16	@ Dallas	W	132-120	53-29	14,453	40-Gervin	11-Gilmore

*Protested Game from 11-30-82

1983-84 RECAP



George Gervin

RECORD

37-45 (28-13 home: 9-32 road)
Fifth in Midwest Division

HONORS

George Gervin, All-NBA Second Team
George Gervin, NBA All-Star
Artis Gilmore, NBA FG Percentage Title

PLAYOFFS

None

SPURS LEADERS

Scoring: George Gervin 25.9 ppg
Rebounding: Artis Gilmore 10.3 rpg
Assists: John Lucas 10.7 apg

Head Coach: Morris McHone/Bob Bass
Assistant: Allan Bristow

1983-84 SEASON NOTES

- Morris McHone replaced Stan Albeck as head coach in June ... the Spurs received Fred Roberts and other considerations from New Jersey in exchange for being allowed to sign Albeck ... McHone lasted less than two months as the Spurs head coach as he was replaced by Bob Bass on 12/28.
- Rookie guard John Paxson was an instant contributor and free agent John Lucas went on to lead the Spurs in assists after starting the season in the CBA and being signed by the Spurs on 12/4.
- The Spurs retired James Silas' #13 jersey on 2/28 when San Antonio hosted Dallas.
- On 4/15, in the final game of the season, John Lucas set a Spurs franchise record, handing out 24 assists in a 157-154 win over the Nuggets ... in the game, Lucas set an NBA record for the most assists in a quarter with 14.
- Artis Gilmore led the NBA in field goal percentage for the second straight season, shooting .631 (351-556) from the field ... Johnny Moore and John Lucas were both among the top-five in the NBA in assists - Lucas was fourth with 10.7 apg while Moore was fifth with 9.6 apg.

1983-84 SPURS FINAL STATISTICS (37-45)

			3-POINT						REBOUNDING								SCORING	
PLAYER	G	MIN	FGM-FGA	PCT.	FGM-FGA	PCT.	FTM-FTA	PCT.	OFF	DEF	TOT	AST	PF-DQ	STL	TO	BLK	PTS	AVG.
Gervin	76	2584	765-1561	.490	10-24	.417	427-507	.842	106	207	313	220	219-3	79	224	47	1967	25.9
Mitchell	79	2853	779-1597	.488	6-14	.429	275-353	.779	188	382	570	93	251-6	62	141	73	1839	23.3
Gilmore	64	2034	351-556	.631	0-3	.000	280-390	.718	213	449	662	70	229-4	36	149	132	982	15.3
Banks	80	2600	424-747	.568	1-6	.167	200-270	.741	204	378	582	254	256-5	105	166	23	1049	13.1
Lucas	63	1807	275-595	.462	19-69	.275	120-157	.764	23	157	180	673	123-1	92	147	5	689	10.9
Jones	81	1770	322-644	.500	6-19	.316	176-242	.727	143	306	449	85	298-7	64	125	107	826	10.2
Moore	59	1650	231-518	.446	28-87	.322	105-139	.755	37	141	178	566	168-2	123	143	20	595	10.1
Edmonson	40	521	135-274	.493	0-0	.000	76-101	.752	40	30	70	27	67-1	22	45	6	346	8.7
Brewer	40	782	152-345	.441	3-13	.231	41-50	.820	17	33	50	44	54-0	18	33	16	348	8.7
Roberts	79	1531	214-399	.536	1-4	.250	144-172	.837	102	202	304	98	219-4	52	100	38	573	7.3
McNamara	70	1037	157-253	.621	0-0	.000	74-157	.471	137	180	317	31	138-2	14	89	12	388	5.5
Williams	19	200	25-58	.431	0-1	.000	25-32	.781	4	9	13	43	42-1	8	22	4	75	3.9
Paxson	49	458	61-137	.445	4-22	.182	16-26	.615	4	29	33	149	47-0	10	32	2	142	2.9
Batton	4	31	5-10	.500	0-0	.000	0-0	.000	1	3	4	3	5-0	0	4	3	10	2.5
Phegley	3	11	2-4	.500	1-1	1.000	2-2	1.000	0	2	2	2	1-0	0	1	0	7	2.3
Lockhart	2	14	2-2	1.000	0-0	.000	0-0	.000	0	3	3	0	5-0	0	2	0	4	2.0
Miller	2	8	2-3	.667	0-0	.000	0-0	.000	2	3	5	1	5-0	0	0	1	4	2.0
Robisch	4	37	4-8	.500	0-0	.000	0-0	.000	2	6	8	1	8-1	0	1	0	8	2.0
Weidner	8	38	2-9	.222	0-0	.000	4-4	1.000	4	7	11	0	5-0	0	2	2	8	1.0
Lingenfelter	3	14	1-1	1.000	0-0	.000	0-2	.000	3	1	4	1	6-0	0	1	0	2	0.7
SPURS	82		3909-7721	.506	79-263	.300	1965-2604	.755	1230	2528	3758	2361	2146-37	685	1447	491	9862	120.3
OPPONENTS	82		3996-7910	.505	52-216	.241	1840-2427	.758	1293	2455	3748	2518	2187-39	652	1427	464	9884	120.5

37-45 (FIFTH IN MIDWEST DIVISION)

DATE	OPPONENT	W-L	SCORE	REC.	ATT.	HI-SCORER	HI-REBOUNDER
OCTOBER RECORD: 1-1 (HOME: 1-0, ROAD: 0-1)							
10-29	@ Houston	L	100-106	0-1	14,116	23-Mitchell	10-Gilmore
10-30	DALLAS	W	123-101	1-1	8,219	35-Gervin	10-Gilmore

NOVEMBER RECORD: 5-11 (HOME: 5-3, ROAD: 0-8)							
11-1	PORTLAND	L	124-126	1-2	7,612	27-Banks	10-Banks
11-3	@ Phoenix	L	120-142	1-3	9,166	21-Gilmore	8-Mitchell
11-5	@ Utah	L	118-124	1-4	6,704	36-Gervin	9-Banks
11-6	SEATTLE	W	132-115	2-4	7,556	32-Gervin	10-Gilmore
11-9	UTAH	W	105-99	3-4	10,579	25-Banks	15-Gilmore
11-11	@ Dallas	L	105-112	3-5	13,010	23-Gilmore	15-Gilmore
11-12	DENVER	W	126-107	4-5	8,258	22-Banks/Edmonson	15-Gilmore
11-15	@ Golden State	L	112-115	4-6	7,450	39-Gervin	10-Banks
11-17	KANSAS CITY	L	126-129	4-7	7,192	35-Gervin	10-Gilmore
11-19	NEW JERSEY	W	109-100	5-7	8,890	32-Gervin	14-Gilmore
11-22	@ Dallas	L	117-118	5-8	11,220	21-Moore	9-Gilmore
11-23	PHILADELPHIA	L	106-113	5-9	13,825	25-Gervin	20-Gilmore
11-25	SAN DIEGO	W	133-120	6-9	8,562	36-Gervin	14-Gilmore
11-27	@ Cleveland	L	106-114	6-10	3,782	25-Gervin	9-Gilmore
11-29	@ New York	L	106-118	6-11	9,632	30-Gervin	17-Gilmore
11-30	@ Boston	L	106-130	6-12	14,890	33-Gervin	11-Mitchell

DECEMBER RECORD: 6-8 (HOME: 5-2, ROAD: 1-6)							
12-2	CHICAGO	W	123-94	7-12	7,948	32-Gervin	11-Gilmore
12-4	PHOENIX	L	106-122	7-13	7,941	21-Gervin	14-Gilmore
12-6	@ Portland	L	118-130	7-14	12,666	23-Mitchell	10-Gilmore
12-7	@ San Diego	L	102-106	7-15	4,150	34-Gervin	10-Moore
12-9	Utah @ Las Vegas	W	126-117	8-15	7,258	36-Mitchell	12-Mitchell
12-10	WASHINGTON	W	125-102	9-15	7,654	34-Gervin	11-Gilmore
12-14	SAN DIEGO	W	129-114	10-15	9,209	25-Gervin	12-Banks
12-16	INDIANA	W	120-92	11-15	7,856	22-Banks	13-Banks
12-17	@ Atlanta	L	108-113	11-16	5,246	33-Mitchell	12-Gilmore
12-20	@ Washington	L	106-108 (OT)	11-17	6,562	43-Gervin	19-Gilmore
12-21	@ Philadelphia	L	121-122	11-18	13,278	43-Gervin	9-Mitchell
12-23	@ Kansas City	L	122-126	11-19	5,356	30-Gilmore	11-Gilmore
12-27	BOSTON	L	100-115	11-20	13,112	18-Gervin	9-Mitchell
12-29	KANSAS CITY	W	136-127	12-20	8,572	44-Gervin	16-Gilmore


JANUARY RECORD: 8-5 (HOME: 7-1, ROAD: 1-4)							
1-3	UTAH	W	137-124	13-20	7,830	35-Gervin	11-Gilmore
1-6	@ Los Angeles	W	124-117	14-20	17,505	27-Mitchell	12-Banks
1-7	@ Golden State	L	133-154	14-21	11,491	26-Gilmore	11-Mitchell
1-10	@ Portland	L	120-133	14-22	12,666	26-Gilmore	9-Gilmore
1-11	@ Denver	L	155-163	14-23	9,429	36-Gervin	9-Banks
1-13	HOUSTON	W	133-103	15-23	12,935	40-Gervin	14-Banks
1-15	PORTLAND	W	126-111	16-23	8,990	34-Gervin	14-Gilmore
1-18	DENVER	W	148-127	17-23	8,679	37-Gervin	21-Gilmore
1-20	@ Houston	L	104-138	17-24	13,577	24-Gilmore	8-Gilmore
1-21	LOS ANGELES	W	113-108	18-24	13,972	19-Mitchell	18-Gilmore
1-24	SEATTLE	W	117-109	19-24	8,179	35-Gervin	12-Banks
1-26	GOLDEN STATE	W	123-116	20-24	7,926	39-Gervin	12-Gilmore
1-31	NEW YORK	L	113-117	20-25	8,153	41-Gervin	10-Gilmore

FEBRUARY RECORD: 5-11 (HOME: 0-6, ROAD: 5-5)							
2-2	@ Golden State	L	107-117	20-26	5,802	40-Gervin	10-Gilmore
2-3	@ Seattle	L	106-121	20-27	9,590	18-Banks	10-Gilmore
2-5	LOS ANGELES	L	98-110	20-28	10,414	23-Gilmore	10-Lucas
2-7	@ Phoenix	L	131-136	20-29	9,323	25-Lucas	10-Mitchell
2-8	KANSAS CITY	L	110-118	20-30	7,137	33-Mitchell	11-Mitchell
2-10	@ Milwaukee	W	132-127	21-30	10,489	29-Lucas	10-Gilmore
2-11	@ Detroit	W	123-118	22-30	35,364	27-Mitchell	11-Gilmore
2-13	@ Indiana	W	117-108	23-30	8,234	26-Gervin	10-Gilmore
2-15	@ New Jersey	W	114-108	24-30	10,878	30-Mitchell	9-Mitchell
2-17	@ Chicago	W	111-109	25-30	5,894	32-Gervin	9-Gilmore
2-19	DETROIT	L	140-142 (OT)	25-31	12,507	47-Mitchell	10-Jones
2-21	PHOENIX	L	111-114 (OT)	25-32	10,397	20-Brewer/Jones	18-Gilmore
2-22	@ Denver	L	121-127	25-33	11,818	22-Brewer	10-Banks
2-23	@ Utah	L	142-143 (2OT)	25-34	10,358	41-Mitchell	10-Mitchell
2-25	MILWAUKEE	L	119-130	25-35	9,670	20-Banks	11-Roberts
2-28	DALLAS	L	104-116	25-36	7,583	44-Mitchell	10-Jones

MARCH RECORD: 7-7 (HOME: 6-1, ROAD: 1-6)							
3-1	@ Portland	L	96-121	25-37	12,666	17-Mitchell	12-Mitchell
3-3	@ Phoenix	L	106-120	25-38	10,875	30-Mitchell	11-Jones
3-6	CLEVELAND	W	129-122	26-38	5,833	37-Mitchell	11-Lucas
3-10	HOUSTON	W	125-118	27-36	11,647	36-Mitchell	10-Banks/McNamara
3-13	DALLAS	W	137-131 (2OT)	28-36	8,315	34-Gervin	25-Jones
3-15	@ Los Angeles	L	124-143	28-39	17,505	31-Mitchell	9-Jones
3-16	@ Seattle	L	123-126	28-40	10,706	27-Mitchell	14-Mitchell
3-18	@ San Diego	W	140-135	29-40	4,357	42-Gervin	8-McNamara
3-20	ATLANTA	W	135-132 (3OT)	30-40	8,505	43-Mitchell	15-Jones
3-22	UTAH	W	129-126	31-40	9,833	39-Mitchell	10-Banks
3-24	@ Kansas City	L	118-125	31-41	13,747	28-Gervin	8-Mitchell
3-27	GOLDEN STATE	W	117-116 (OT)	32-41	9,373	25-Mitchell	11-Banks/Jones
3-30	@ Denver	L	136-145	32-42	13,329	33-Mitchell	10-Banks/McNamara
3-31	SEATTLE	L	106-124	32-43	10,649	17-Mitchell/Jones	15-Roberts

APRIL RECORD: 5-2 (HOME: 4-0, ROAD: 1-2)							
4-3	LOS ANGELES	W	137-109	33-43	9,790	28-Mitchell	8-Mitchell/Gilmore
4-6	@ Dallas	L	118-131	33-44	14,575	35-Mitchell	12-Jones
4-7	SAN DIEGO	W	126-112	34-44	9,435	34-Mitchell	9-Jones/McNamara
4-10	HOUSTON	W	121-111	35-44	7,996	39-Gervin	12-Banks
4-12	@ Kansas City	L	102-114	35-45	12,994	25-Mitchell/Gervin	14-Gilmore
4-13	@ Houston	W	129-128 (OT)	36-45	10,789	28-Banks	13-Banks/Gilmore
4-15	DENVER	W	157-154	37-45	6,267	25-Paxson	12-Banks

1984–85 RECAP



Mike Mitchell

RECORD

41-41 (30-11 home: 11-30 road)
Tied for fourth in Midwest Division

HONORS

George Gervin, NBA All-Star

PLAYOFFS

Lost to Denver, First Round, 3-2

SPURS LEADERS

Scoring: Mike Mitchell 22.2 ppg
Rebounding: Artis Gilmore 10.4 rpg
Assists: Johnny Moore 10.0 apg

Head Coach: Cotton Fitzsimmons

Assistants: Scotty Robertson
& Gary Fitzsimmons

1984-85 SEASON NOTES

- Cotton Fitzsimmons was named head coach in May.
- The Spurs welcomed several new faces during the season ... first round draft pick Alvin Robertson was an instant contributor as a rookie ... guard John Lucas was traded to Houston on 10/4/84 ... then in December the Spurs made four deals in a 10-day period: Mark McNamara was sent to Kansas City for Billy Knight ... Jeff Cook was obtained from Cleveland in exchange for Edgar Jones and cash ... Marc Iavaroni was acquired from the Sixers for a draft choice ... and, finally, Fred Roberts was shipped to Utah for a pair of second round picks.
- Mike Mitchell led the team in scoring, averaging 22.2 ppg ... this broke a streak of eight straight seasons in which George Gervin had led the Spurs in scoring ... Mitchell and Gervin both hit point plateaus during the season ... Mitchell scored his 10,000th career point vs. Cleveland on 11/10 and Iceman scored his 25,000th point on 2/22 at Phoenix.
- Johnny Moore finished the season ranked third in the NBA in assists, with 10.0 apg, and ranked second in the league in steals, with 2.79 spg ... Moore turned in one of the best games of his career vs. Golden State on 1/8 when he finished with 26 points, 13 assists, 11 rebounds and 9 steals.
- The Spurs set a franchise record, shooting .513 percent from the field during the 1984–85 season.


1984-85 SPURS FINAL STATISTICS (41-41)

			3-POINT						REBOUNDING								SCORING	
PLAYER	G	MIN	FGM-FGA	PCT.	FGM-FGA	PCT.	FTM-FTA	PCT.	OFF	DEF	TOT	AST	PF-DQ	STL	TO	BLK	PTS	AVG.
Mitchell	82	2853	775-1558	.497	5-23	.217	269-346	.777	145	272	417	151	219-1	61	144	27	1824	22.2
Gervin	72	2091	600-1182	.508	0-10	.000	324-384	.844	79	155	234	178	208-2	66	198	48	1524	21.2
Gilmore	81	2756	532-854	.623	0-2	.000	484-646	.749	231	615	846	131	306-4	40	241	173	1548	19.1
Moore	82	2689	416-910	.457	25-89	.281	189-248	.762	94	284	378	816	247-3	229	236	18	1046	12.8
Banks	82	2091	289-493	.586	1-3	.333	199-257	.774	133	312	445	234	220-3	65	140	13	778	9.5
Robertson	79	1685	299-600	.498	4-11	.364	124-169	.734	116	149	265	275	217-1	127	167	24	726	9.2
E. Jones	18	322	44-91	.484	0-1	.000	41-51	.804	16	46	62	18	52-1	9	28	18	129	7.2
Iavaroni	57	1178	150-323	.464	0-4	.000	81-122	.664	84	191	275	113	193-5	31	103	32	381	6.7
Paxson	78	1259	196-385	.509	10-34	.294	84-100	.840	19	49	68	215	117-0	45	81	3	486	6.2
Knight	52	611	125-285	.439	10-24	.417	51-57	.895	40	56	96	59	48-0	14	57	1	311	6.0
Roberts	22	305	44-98	.449	0-0	.000	29-38	.763	10	25	35	22	45-4	10	21	12	117	5.3
Cook	54	848	92-174	.529	0-0	.000	30-37	.811	81	129	210	39	150-2	25	32	14	214	4.0
Brewer	9	81	13-34	.382	0-0	.000	7-7	1.000	1	2	3	6	8-0	1	4	1	33	3.7
O. Jones	67	888	106-180	.589	0-1	.000	33-83	.398	65	173	238	56	139-1	30	61	57	245	3.7
Thirkill	2	52	5-11	.455	0-0	.000	5-6	.833	5	2	7	3	5-0	2	2	1	15	7.5
McNamara	12	63	12-18	.667	0-0	.000	9-18	.500	7	10	17	0	5-0	2	6	1	33	2.8
Townes	1	8	0-6	.000	0-0	.000	2-2	1.000	1	0	1	0	1-0	0	0	0	2	2.0
SPURS	82		3698-7202	.513	55-202	.272	1961-2571	.763	1127	2470	3597	2316	2180-23	757	1542	443	9412	114.8
OPPONENTS	82		3644-7348	.496	72-242	.298	1977-2548	.776	1136	2265	3401	2283	2154-26	749	1489	472	9337	113.9

41-41 (TIED FOR FOURTH IN MIDWEST DIVISION)

DATE	OPPONENT	W-L	SCORE	REC.	ATT.	HI-SCORER	HI-REBOUNDER
OCTOBER RECORD:							
10-27	LA LAKERS	W	113-112	1-0	13,506	32-Gervin	11-Gilmore
10-30	DENVER	W	126-118	2-0	6,677	18-Gervin/Moore	9-O. Jones
NOVEMBER RECORD:							
		5-9 (HOME: 4-3, ROAD: 1-6)					
11-1	@ Golden State	W	123-108	3-0	3,980	33-Mitchell	12-Gilmore
11-2	@ LA Lakers	L	100-119	3-1	13,550	20-Mitchell	7-O. Jones/Robertson
11-4	NEW YORK	W	131-130 (OT)	4-1	8,033	30-Gervin	20-Gilmore
11-6	SEATTLE	W	99-91	5-1	8,065	20-Gilmore	15-Gilmore
11-7	@ Utah	L	124-136	5-2	8,814	35-Gervin	14-Gilmore
11-10	CLEVELAND	W	127-103	6-2	9,939	42-Gervin	15-Gilmore
11-13	@ Chicago	L	117-120	6-3	9,866	26-Gervin	8-O. Jones
11-14	@ Washington	L	106-125	6-4	5,014	19-Mitchell	10-O. Jones
11-16	@ Indiana	L	117-128 (OT)	6-5	10,074	33-Gilmore	14-Gilmore
11-17	@ Houston	L	133-141	6-6	16,016	26-Gervin	8-Gilmore/E. Jones
11-21	DETROIT	L	101-114	6-7	8,524	25-Gilmore	12-Gilmore
11-24	UTAH	L	117-123	6-8	8,164	27-Gilmore	15-Gilmore
11-27	HOUSTON	L	97-114	6-9	11,930	23-Gilmore	9-Gilmore/O. Jones
11-29	DALLAS	W	124-118	7-9	7,069	30-Gervin	14-Gilmore
DECEMBER RECORD:							
		7-9 (HOME: 5-1, ROAD: 2-8)					
12-1	LA CLIPPERS	W	142-110	8-9	7,790	19-Mitchell	9-Banks
12-4	ATLANTA	W	114-106	9-9	8,044	24-Gilmore	15-Gilmore
12-6	@ Portland	L	96-113	9-10	12,666	30-Gervin	9-Gilmore
12-7	@ Seattle	W	117-114	10-10	5,950	30-Gilmore	8-Gilmore/Banks
12-9	@ LA Clippers	L	123-126	10-11	7,092	25-Mitchell	11-O. Jones
12-11	@ Kansas City	L	120-121	10-12	5,667	27-Gilmore	8-Gilmore
12-12	DENVER	W	126-106	11-12	7,077	23-Gilmore	10-Moore
12-14	@ Dallas	L	102-119	11-13	16,537	17-Gervin	9-Gilmore
12-15	PHOENIX	W	120-111	12-13	8,413	38-Mitchell	16-Gilmore
12-18	@ Cleveland	L	110-118	12-14	3,370	32-Mitchell	9-Iavaroni
12-19	@ Philadelphia	L	118-123	12-15	12,153	26-Moore	10-Banks
12-21	@ New Jersey	W	122-116	13-15	10,615	30-Gervin	11-Gilmore
12-22	@ Milwaukee	L	90-101	13-16	9,587	23-Mitchell	8-Iavaroni
12-26	@ Denver	L	119-130	13-17	7,673	33-Gervin	17-Gilmore
12-27	PORTLAND	W	141-120	14-17	7,782	31-Gervin	15-Gilmore
12-29	BOSTON	L	112-120	14-18	15,180	26-Gilmore	19-Gilmore
JANUARY RECORD:							
		8-5 (HOME: 6-2, ROAD: 2-3)					
1-3	DALLAS	W	116-115	15-18	7,068	33-Gervin	10-Banks/Moore
1-6	@ LA Lakers	L	96-99	15-19	13,513	27-Moore	8-Iavaroni/Gilmore
1-8	GOLDEN STATE	W	130-94	16-19	6,578	26-Moore	12-Iavaroni
1-11	PORTLAND	L	103-123	16-20	9,277	23-Gervin	10-Gilmore
1-15	UTAH	W	121-101	17-20	6,886	27-Robertson	10-Gilmore/Moore
1-17	@ Kansas City	W	141-130	18-20	5,995	32-Banks	10-Banks
1-19	PHOENIX	W	106-100	19-20	10,580	26-Gilmore	16-Gilmore
1-22	KANSAS CITY	W	117-113	20-20	7,958	26-Robertson	16-Gilmore
1-23	@ Dallas	L	110-122	20-21	17,007	26-Gervin	9-Gilmore
1-25	@ Houston	W	122-107	21-21	13,169	42-Gervin	10-Gilmore
1-27	MILWAUKEE	L	93-106	21-22	9,511	35-Mitchell	13-Gilmore
1-29	NEW JERSEY	W	130-127	22-22	7,007	47-Gervin	13-Gilmore
1-31	@ Seattle	L	94-96	22-23	5,826	20-Mitchell	12-Gilmore
FEBRUARY RECORD:							
		6-8 (HOME: 4-2, ROAD: 2-6)					
2-1	@ Portland	W	104-93	23-23	12,666	40-Mitchell	10-Gilmore
2-2	@ Utah	L	104-105	23-24	11,963	33-Gervin	10-Gilmore
2-4	GOLDEN STATE	W	114-109 (OT)	24-24	6,918	27-Gervin	13-Gilmore
2-6	@ Kansas City	L	116-135	24-25	3,629	22-Mitchell	7-Iavaroni
2-7	LA CLIPPERS	W	120-106	25-25	7,356	23-Gervin	19-Iavaroni
2-12	KANSAS CITY	W	127-109	26-25	7,155	23-Gervin/Moore	11-Iavaroni
2-14	PHOENIX	W	131-102	27-25	7,948	24-Gervin	9-Cook
2-15	@ Denver	L	119-129	27-26	13,661	39-Gervin	10-Gilmore
2-18	@ LA Clippers	L	121-125	27-27	9,613	28-Gervin	20-Gilmore
2-20	WASHINGTON	L	104-105	27-28	8,541	31-Gervin	8-Mitchell/Gervin
2-22	@ Phoenix	W	118-111	28-28	12,258	32-Gervin	9-Moore
2-24	PORTLAND	L	121-137	28-29	8,969	32-Mitchell	10-Gilmore
2-26	@ New York	L	122-129	28-30	8,887	29-Mitchell	12-Gilmore
2-27	@ Boston	L	102-111	28-31	14,890	20-Mitchell	13-Jones
MARCH RECORD:							
		10-7 (HOME: 6-2, ROAD: 4-5)					
3-1	@ Detroit	W	106-96	29-31	17,470	36-Mitchell	16-Gilmore
3-2	@ Atlanta	W	105-92	30-31	6,142	26-Gilmore	12-Gilmore
3-4	PHILADELPHIA	W	109-103	31-31	12,450	23-Gilmore	9-Banks
3-6	INDIANA	W	106-102	32-31	8,486	29-Mitchell	10-Mitchell
3-7	@ Phoenix	L	117-119	32-32	11,450	36-Mitchell	7-Banks/Gilmore
3-9	HOUSTON	L	117-123	32-33	14,722	39-Mitchell	14-Gilmore
3-12	@ Golden State	L	122-145	32-34	6,516	23-Gilmore	9-Gilmore
3-14	@ Seattle	W	100-93	33-34	5,580	25-Mitchell	7-Gilmore/Cook
3-15	@ LA Lakers	L	114-115	33-35	16,130	37-Gervin	12-Banks
3-17	DENVER	W	124-119	34-35	8,672	23-Gervin/Moore	8-Iavaroni
3-19	@ Dallas	L	89-96	34-36	17,007	22-Gervin	9-Gilmore
3-20	CHICAGO	W	106-96	35-36	10,018	31-Mitchell	12-Mitchell
3-22	DALLAS	L	114-123	35-37	12,015	20-Banks/Gervin	10-Banks
3-24	SEATTLE	W	104-99	36-37	7,300	16-Gilmore	11-Jones
3-27	GOLDEN STATE	W	121-120	37-37	8,820	29-Gervin	9-Gilmore
3-29	@ Utah	L	109-114	37-38	9,372	38-Mitchell	11-Gilmore
3-31	@ LA Clippers	W	126-115	38-38	9,204	32-Mitchell	10-Cook
APRIL RECORD:							
		3-3 (HOME: 3-1, ROAD: 0-2)					
4-3	LA LAKERS	W	122-108	39-38	11,627	36-Mitchell	14-Mitchell
4-5	@ Denver	L	109-118	39-39	16,362	34-Mitchell	7-Iavaroni/Mitch/Gilmore
4-7	HOUSTON	W	126-105	40-39	9,178	32-Gilmore	10-Gilmore
4-9	@ Houston	L	103-124	40-40	11,702	29-Gilmore	13-Gilmore
4-12	KANSAS CITY	W	117-112	41-40	7,317	34-Mitchell	14-Gilmore
4-14	UTAH	L	102-104	41-41	7,826	31-Mitchell	15-Gilmore

1985-86 RECAP



Artis Gilmore

RECORD

35-47 (21-20 home: 14-27 road)
Sixth in Midwest Division

HONORS

Alvin Robertson, NBA Defensive Player of the Year
Alvin Robertson, NBA Most Improved Player Award
Alvin Robertson, NBA Steals Title
Alvin Robertson, All-NBA Second Team
Alvin Robertson, All-Defensive Second Team
Alvin Robertson, NBA All-Star

PLAYOFFS

Lost to Los Angeles, First Round, 3-0

SPURS LEADERS

Scoring: Mike Mitchell 23.4 ppg
Rebounding: Artis Gilmore 8.5 rpg
Assists: Wes Matthews 6.3 apg

Head Coach: Cotton Fitzsimmons
Assistant: Bob Bass

1985-86 SEASON NOTES

- During the off-season there was a major debate as to whether the Spurs would continue to play in the HemisFair Arena or move to the Freeman Coliseum.
- An era ended on 10/24 as the Spurs traded George Gervin to Chicago in exchange for David Greenwood.
- Tragedy struck the Spurs on 12/26 when point guard Johnny Moore was hospitalized with Desert Fever ... the sickness ended the season for Moore and cut his promising career short ... after contracting the disease Moore returned to play in 112 games with the Spurs, but never regained the form he had shown in his early days.
- Alvin Robertson was the Spurs bright spot during the 1985-86 season ... the second-year guard led the NBA in steals, averaging 3.67 per contest ... he set NBA records for the most steals in a single season, with 301, and for the highest steals-per-game average, with 3.67 spg ... he recorded one of four quadruple-doubles in NBA history finishing with 20 points, 11 rebounds, 10 assists and 10 steals vs. the Suns on 2/18.


1985-86 SPURS FINAL STATISTICS (35-47)

			3-POINT						REBOUNDING									SCORING	
PLAYER	G	MIN	FGM-FGA	PCT.	FGM-FGA	PCT.	FTM-FTA	PCT.	OFF	DEF	TOT	AVG.	AST	PF-DQ	STL	TO	BLK	PTS	AVG.
Mitchell	82	2970	802-1697	.473	0-12	.000	317-392	.809	134	275	409	5.0	188	175-0	56	184	25	1921	23.4
Robertson	82	2878	562-1093	.514	8-29	.276	260-327	.795	184	332	516	6.3	448	296-4	301	256	40	1392	17.0
Gilmore	71	2395	423-684	.618	0-1	.000	338-482	.701	166	434	600	8.5	102	239-3	39	186	108	1184	16.7
Johnson	71	1828	362-573	.632	0-0	.000	259-373	.694	143	319	462	6.5	95	291-13	44	191	66	983	13.8
Moore	28	856	150-303	.495	4-22	.182	59-86	.686	25	61	86	3.1	252	78-0	70	81	6	363	13.0
Lamp	30	620	136-271	.502	4-17	.235	56-69	.812	19	60	79	2.6	53	67-0	19	38	1	332	11.1
Matthews	75	1853	320-603	.531	4-25	.160	173-211	.820	30	101	131	1.7	476	168-1	87	232	32	817	10.9
Greenwood	68	1910	198-388	.510	0-1	.000	142-184	.772	151	380	531	7.8	90	207-3	37	113	52	538	7.9
Sundvold	70	1150	220-476	.462	21-60	.350	39-48	.813	22	58	80	1.1	261	110-0	34	85	0	500	7.1
Williams	23	397	50-131	.382	2-6	.333	62-64	.969	13	24	37	1.6	111	64-1	28	51	3	164	7.1
Hughes	68	866	152-372	.409	3-17	.176	49-84	.583	49	64	113	1.7	61	79-0	26	63	5	356	5.2
Wilkins	27	522	51-134	.381	0-0	.000	28-46	.609	34	93	127	4.7	18	71-1	8	20	10	130	4.8
Iavaroni	42	669	74-163	.454	0-2	.000	43-67	.642	42	90	132	3.1	53	109-0	22	51	14	191	4.5
Higgins	11	128	18-40	.450	0-2	.000	11-16	.688	5	19	24	2.2	12	21-0	2	5	3	47	4.3
Corbin	16	174	27-64	.422	0-1	.000	10-14	.714	11	14	25	1.6	11	21-0	11	12	2	64	4.0
Cook	34	356	28-67	.418	0-1	.000	26-41	.634	31	50	81	2.4	21	64-0	13	11	11	82	2.4
Brittain	32	219	22-43	.512	0-0	.000	10-19	.526	10	39	49	1.5	5	54-1	3	20	12	54	1.7
Whalley	2	14	1-2	.500	0-0	.000	0-0	.000	0	0	0	0.0	3	1-0	0	4	0	2	1.0
SPURS	82		3596-7104	.506	46-196	.235	1882-2523	.746	1069	2413	3482	42.5	2260	2115-27	800	1624	390	9120	111.2
OPPONENTS	82		3629-7365	.493	98-322	.304	1916-2491	.769	1157	2304	3461	42.2	2269	2108-32	800	1519	453	9272	113.1

35-47 (SIXTH IN MIDWEST DIVISION)

DATE	OPPONENT	W-L	SCORE	REC.	ATT.	HI-SCORER	HI-REBOUNDER
OCTOBER RECORD: 1-2 (HOME: 1-1, ROAD: 0-1)							
10-26	LA LAKERS	L	116-121 (2OT)	0-1	10,875	23-Mitchell	11-Iavaroni
10-29	UTAH	W	124-112	1-1	5,213	23-Robertson	20-Greenwood
10-30	@ Utah	L	100-102	1-2	9,376	20-Mitchell/Gilmore	9-Gilmore
NOVEMBER RECORD: 8-6 (HOME: 6-1, ROAD: 2-5)							
11-1	DALLAS	W	116-107	2-2	7,084	24-Mitchell	11-Gilmore/Greenwood
11-2	@ Houston	L	98-111	2-3	12,747	18-Hughes	9-Iavaroni/Greenwood
11-5	@ Milwaukee	L	97-126	2-4	10,107	17-Mitchell	9-Gilmore
11-6	@ Washington	W	81-80	3-4	4,254	18-Robertson	10-Gilmore/Robertson
11-8	@ Philadelphia	W	107-96	4-4	13,212	24-Mitchell/Johnson	8-Mitchell
11-11	NEW JERSEY	W	111-104	5-4	8,196	30-Mitchell	11-Gilmore
11-14	@ Denver	L	109-112	5-5	7,946	22-Mitchell	10-Robertson
11-16	SEATTLE	W	97-96 (OT)	6-5	8,036	33-Mitchell	15-Gilmore
11-19	SACRAMENTO	L	99-103	6-6	5,486	18-Mitchell	11-Gilmore
11-20	@ Phoenix	L	100-121	6-7	8,964	21-Johnson	11-Gilmore
11-22	INDIANA	W	108-96	7-7	7,054	31-Mitchell	14-Johnson
11-24	@ LA Lakers	L	102-118	7-8	15,259	24-Mitchell	8-Gilmore
11-27	WASHINGTON	W	104-97	8-8	7,742	25-Moore	9-Robertson
11-29	LA CLIPPERS	W	134-106	9-8	7,266	25-Gilmore	11-Johnson
DECEMBER RECORD: 10-5 (HOME: 4-1, ROAD: 6-4)							
12-1	@ Portland	W	117-106	10-8	12,666	34-Mitchell	15-Gilmore
12-3	@ Seattle	L	103-123	10-9	7,754	30-Mitchell	9-Gilmore
12-5	@ Dallas	W	120-116	11-9	16,897	25-Gilmore	14-Gilmore
12-6	CHICAGO	L	123-131	11-10	13,960	23-Robertson	11-Robertson
12-8	GOLDEN STATE	W	121-114	12-10	5,572	26-Mitchell	13-Gilmore
12-10	@ Chicago	W	109-107	13-10	7,892	29-Robertson	13-Johnson
12-11	@ Indiana	L	101-114	13-11	6,605	30-Moore	7-Johnson
12-13	@ Detroit	W	119-113	14-11	11,142	29-Mitchell	9-Robertson
12-14	@ New York	L	96-106	14-12	12,279	26-Mitchell	14-Greenwood
12-17	PORTLAND	W	126-118	15-12	5,955	29-Gilmore	10-Johnson
12-20	@ LA Clippers	W	119-104	16-12	5,790	32-Robertson	14-Greenwood
12-21	@ Denver	W	128-118	17-12	11,002	41-Robertson	13-Greenwood
12-26	LA LAKERS	W	109-91	18-12	15,786	26-Johnson	13-Robertson
12-28	DENVER	W	116-112	19-12	12,812	33-Gilmore	17-Gilmore
12-30	@ Portland	L	110-125	19-13	12,666	30-Gilmore	11-Gilmore
JANUARY RECORD: 6-10 (HOME: 3-6, ROAD: 3-4)							
1-2	@ Sacramento	L	106-114	19-14	10,333	23-Matthews	7-Mitchell
1-4	@ Golden St.	W	122-116	20-14	5,526	34-Robertson	12-Greenwood
1-6	PHILADELPHIA	L	102-108	20-15	11,513	27-Mitchell	9-Johnson/Gilmore
1-9	@ Houston	L	110-120	20-16	14,963	31-Johnson	10-Johnson/Gilmore
1-10	GOLDEN STATE	W	124-97	21-16	7,326	21-Johnson	10-Greenwood
1-12	UTAH	L	102-106	21-17	6,510	22-Mitchell	16-Gilmore
1-13	@ Phoenix	L	96-121	21-18	11,024	18-Robertson	8-Cook
1-15	HOUSTON	L	113-119	21-19	9,396	31-Robertson	8-Gilmore/Robertson
1-17	NEW YORK	W	113-100	22-19	9,631	22-Gilmore	13-Gilmore
1-19	@ Portland	W	116-105	23-19	12,666	24-Robertson	12-Johnson
1-21	LA CLIPPERS	L	96-97	23-20	5,585	24-Robertson	9-Greenwood
1-24	@ Denver	W	113-96	24-20	15,790	23-Gilmore	19-Gilmore
1-25	DALLAS	L	107-123	24-21	9,599	23-Robertson	12-Gilmore
1-27	DETROIT	L	117-118	24-22	6,092	36-Mitchell	9-Mitchell
1-29	@ Dallas	L	114-126	24-23	16,649	20-Mitchell/Robertson	9-Greenwood
1-30	CLEVELAND	W	112-99	25-23	5,093	26-Mitchell	10-Mitchell/Gilmore
FEBRUARY RECORD: 5-8 (HOME: 4-4, ROAD: 1-4)							
2-1	PHOENIX	L	111-112	25-24	6,993	30-Mitchell	12-Johnson
2-3	@ Utah	W	112-104	26-24	10,537	26-Gilmore	12-Gilmore
2-4	SEATTLE	W	124-119 (OT)	27-24	5,503	30-Gilmore	10-Mitchell
2-6	DENVER	L	95-100	27-25	7,270	23-Gilmore	16-Gilmore
2-11	DALLAS	L	107-121	27-26	6,858	27-Mitchell	7-Mitchell
2-13	HOUSTON	W	119-115	28-26	8,875	25-Gilmore	9-Gilmore
2-16	SACRAMENTO	W	113-94	29-26	7,342	16-Lamp	10-Greenwood
2-18	PHOENIX	W	120-114	30-26	7,835	27-Mitchell	11-Johnson/Robertson
2-20	@ Sacramento	L	106-107	30-27	10,333	21-Robertson	8-Robertson
2-22	MILWAUKEE	L	115-120	30-28	10,463	25-Gilmore	11-Robertson
2-24	@ Cleveland	L	114-124	30-29	7,745	28-Mitchell	9-Robertson
2-26	@ Boston	L	100-120	30-30	14,890	16-Mitchell	9-Greenwood
2-28	@ New Jersey	L	110-113	30-31	10,402	10-Mitchell	10-Gilmore
MARCH RECORD: 3-13 (HOME: 2-4, ROAD: 1-9)							
3-1	@ Atlanta	L	108-116	30-32	8,638	31-Gilmore	13-Gilmore
3-4	@ Golden State	L	126-129	30-33	6,058	25-Mitchell	10-Johnson
3-7	LA CLIPPERS	W	142-126	31-33	6,795	30-Robertson	14-Greenwood
3-8	@ Houston	L	117-126	31-34	15,333	34-Mitchell	11-Mitchell
3-11	@ Sacramento	L	120-132	31-35	10,333	31-Mitchell	14-Greenwood
3-13	BOSTON	L	119-135	31-36	14,218	30-Mitchell	10-Greenwood
3-14	@ Utah	L	121-146	31-37	12,219	34-Mitchell	8-Greenwood
3-16	@ Seattle	L	115-129	31-38	8,123	31-Mitchell	9-Greenwood
3-18	@ Dallas	L	113-120	31-39	16,937	37-Mitchell	14-Johnson
3-19	ATLANTA	W	115-112	32-39	11,567	27-Greenwood/Robertson	12-Greenwood
3-21	LA LAKERS	L	109-117	32-40	13,860	32-Mitchell	8-Wilkins
3-23	SEATTLE	L	104-107	32-41	6,615	29-Matthews	12-Mitchell
3-24	@ LA Lakers	L	102-124	32-42	17,505	18-Robertson	10-Johnson
3-26	@ LA Clippers	W	106-97	33-42	9,153	18-Mitchell	8-Johnson/Wilkins
3-27	@ Golden State	L	118-121	33-43	5,745	44-Mitchell	7-Wilkins
3-29	UTAH	L	102-110	33-44	7,020	26-Mitchell	11-Gilmore
APRIL RECORD: 2-3 (HOME: 1-3, ROAD: 1-0)							
4-1	SACRAMENTO	L	99-109	33-45	5,371	24-Mitchell	16-Greenwood
4-3	HOUSTON	L	110-136	33-46	7,219	33-Mitchell	12-Greenwood
4-6	DENVER	L	106-124	33-47	6,266	33-Mitchell	9-Greenwood
4-9	@ Phoenix	W	114-102	34-47	9,384	22-Mitchell	8-Johnson
4-13	PORTLAND	W	123-118	35-47	6,573	40-Mitchell	14-Greenwood

1986-87 RECAP



Alvin Robertson

RECORD

28-54 (21-20 home: 7-34 road)
Sixth in Midwest Division

HONORS

Alvin Robertson, NBA Steals Title
Alvin Robertson, All-Defensive First Team
Alvin Robertson, NBA All-Star

PLAYOFFS

None

SPURS LEADERS

Scoring: Alvin Robertson 17.7 ppg
Rebounding: David Greenwood 9.9 rpg
Assists: Alvin Robertson 5.2 apg

Head Coach: Bob Weiss

Assistant: Lee Rose

1986-87 SEASON NOTES

- Following the 1985-86 season, Bob Weiss replaced Cotton Fitzsimmons as head coach.
- Alvin Robertson led the NBA in steals for the second consecutive season.
- The 5 millionth fan entered the HemisFair Arena on 11/13 and witnessed the Spurs 600th professional win as the Spurs defeated Cleveland 115-102 in front of a crowd of 5,335.
- Several players joined (and left) the Spurs during the season ... on 6/20 the Spurs obtained Mychal Thompson and Larry Krystkowiak from Portland in exchange for Steve Johnson ... on 12/18 the Spurs sent rookie center Kevin Duckworth to Portland for rookie forward Walter Berry ... then, on 2/13, the Spurs sent Thompson to the Lakers for Frank Brickowski and Petur Gudmundsson.


1986-87 SPURS FINAL STATISTICS (28-54)

			3-POINT						REBOUNDING									SCORING	
PLAYER	G	MIN	FGM-FGA	PCT.	FGM-FGA	PCT.	FTM-FTA	PCT.	OFF	DEF	TOT	AVG.	AST	PF-DQ	STL	TO	BLK	PTS	AVG.
Robertson	81	2697	589-1264	.466	13-48	.271	244-324	.753	186	238	424	5.2	421	264-2	260	243	35	1435	17.7
Berry	56	1567	401-758	.529	0-3	.000	186-287	.648	132	170	302	5.4	104	188-2	36	153	40	988	17.6
Mitchell	40	922	208-478	.435	1-2	.500	92-112	.821	38	65	103	2.6	38	68-0	19	51	9	509	12.7
Thompson	49	1210	230-528	.436	1-1	1.000	144-196	.735	91	185	276	5.6	87	117-0	31	77	41	605	12.3
Greenwood	79	2587	336-655	.513	3-6	.500	241-307	.785	256	527	783	9.9	237	248-3	71	161	50	916	11.6
Gilmore	82	2405	346-580	.597	0-0	.000	242-356	.680	185	394	579	7.1	150	235-2	39	178	95	934	11.4
Sundvold	76	1765	365-751	.486	50-149	.336	70-84	.833	20	78	98	1.3	315	109-1	35	97	0	850	11.2
Dawkins	81	1682	334-764	.437	14-47	.298	153-191	.801	56	113	169	2.1	290	118-0	67	120	3	835	10.3
Corbin	31	732	113-264	.428	0-0	.000	49-67	.731	52	67	119	3.8	80	81-0	38	46	3	275	8.9
Moore	55	1234	198-448	.442	22-79	.278	56-70	.800	32	68	100	1.8	250	97-0	83	102	3	474	8.6
Krystkowiak	68	1004	170-373	.456	1-12	.083	110-148	.743	77	162	239	3.5	85	141-1	22	67	12	451	6.6
Jones	49	744	119-289	.412	7-19	.368	41-52	.788	39	56	95	1.9	66	68-0	32	38	18	286	5.8
Brickowski	7	83	10-30	.333	0-4	.000	10-11	.909	8	11	19	2.7	5	13-0	6	7	2	30	4.3
Nealy	60	980	84-192	.438	4-31	.129	51-69	.739	96	188	284	4.7	83	144-1	40	36	11	223	3.7
Duckworth	14	122	18-45	.400	0-0	.000	9-14	.643	13	18	31	2.2	6	27-0	5	4	3	45	3.2
McKenzie	6	42	7-28	.250	1-2	.500	2-2	1.000	2	5	7	1.1	1	9-0	1	3	0	17	2.8
Brittain	6	29	4-9	.444	0-0	.000	1-2	.500	2	2	4	0.7	2	3-0	1	2	0	9	1.5
SPURS	82		3532-7456	.474	117-403	.290	1701-2292	.742	1285	2347	3632	44.3	2220	1930-12	786	1406	325	8882	108.3
OPPONENTS	82		3704-7310	.507	106-379	.280	1786-2364	.756	1100	2461	3561	43.4	2375	1844-16	699	1417	463	9300	113.1

28-54 (SIXTH IN MIDWEST DIVISION)

DATE	OPPONENT	W-L	SCORE	REC.	ATT.	HI-SCORER	HI-REBOUNDER
OCTOBER RECORD:		0-1 (ROAD: 0-1)					
10-31	@ Denver	L	104-134	0-1	14,835	16-Dawkins	6-Corbin
NOVEMBER RECORD:		5-9 (HOME: 3-2, ROAD: 2-7)					
11-1	DALLAS	W	108-105	1-1	13,340	23-Mitchell	11-Greenwood
11-4	@ Chicago	L	104-111	1-2	12,282	34-Mitchell	7-Robertson
11-5	@ New Jersey	W	112-103	2-2	6,799	25-Dawkins	11-Greenwood/Thompson
11-7	@ Philadelphia	L	97-114	2-3	12,564	24-Mitchell	9-Gilmore
11-8	@ Indiana	L	97-130	2-4	14,365	22-Thompson	8-Greenwood/Thompson
11-11	@ Houston	L	96-116	2-5	16,016	17-Robertson	10-Gilmore
11-13	CLEVELAND	W	115-102	3-5	5,335	23-Thompson	17-Greenwood
11-15	PHOENIX	L	109-116	3-6	6,640	31-Mitchell	9-Greenwood
11-19	LA LAKERS	L	108-117	3-7	10,581	34-Robertson	10-Robertson
11-21	@ Portland	L	114-127	3-8	12,666	34-Robertson	9-Thompson
11-22	@ LA Clippers	W	109-102	4-8	4,831	30-Robertson	10-Greenwood
11-25	NEW JERSEY	W	117-99	5-8	5,511	21-Robertson	8-Gilmore
11-28	@ Boston	L	96-111	5-9	14,890	30-Robertson	15-Greenwood
11-29	@ Washington	L	103-116	5-10	9,549	19-Robertson/Gilmore	9-Gilmore
DECEMBER RECORD:		3-12 (HOME: 3-4, ROAD: 0-8)					
12-2	@ Cleveland	L	105-115	5-11	6,473	23-Corbin	7-Greenwood/Gilmore
12-4	SEATTLE	L	102-109	5-12	5,893	23-Robertson	22-Greenwood
12-6	CHICAGO	W	106-97	6-12	11,939	30-Robertson	7-Gilmore/Thompson
12-9	PORTLAND	L	104-120	6-13	5,362	21-Thompson/Corbin	9-Thompson/Corbin
12-11	@ Seattle	L	107-113	6-14	5,056	19-Dawkins	15-Greenwood
12-13	GOLDEN STATE	L	102-117	6-15	6,486	21-Thompson	12-Thompson
12-16	@ Dallas	L	98-101	6-16	17,007	22-Robertson	15-Greenwood
12-17	PHOENIX	W	94-81	7-16	4,754	22-Sundvold	10-Thompson
12-19	@ Detroit	L	84-114	7-17	11,660	13-Greenwood/Sundvold	9-Gilmore
12-20	@ Atlanta	L	96-111	7-18	11,570	17-Thompson	9-Greenwood
12-22	@ New York	L	99-103	7-19	9,807	26-Dawkins	13-Gilmore
12-23	@ Milwaukee	L	108-110	7-20	11,052	25-Robertson	10-Greenwood/Thompson
12-27	DENVER	L	106-108	7-21	10,723	24-Gilmore	18-Greenwood
12-29	@ Utah	L	101-109	7-22	12,212	19-Dawkins	11-Greenwood
12-30	UTAH	W	115-109	8-22	6,465	29-Thompson	8-Robertson
JANUARY RECORD:		7-7 (HOME: 4-3, ROAD: 3-4)					
1-3	DALLAS	L	89-106	8-23	12,858	14-Berry	9-Greenwood/Robertson
1-6	INDIANA	L	99-101	8-24	5,407	24-Mitchell/Dawkins	9-Greenwood
1-7	@ Dallas	L	103-108	8-25	17,007	25-Robertson	13-Greenwood
1-9	@ Phoenix	W	115-100	9-25	12,625	25-Robertson	13-Greenwood
1-11	@ LA Lakers	L	109-111	9-26	15,794	20-Robertson/Sundvold	9-Greenwood
1-13	@ Golden State	L	109-111	9-27	8,546	20-Jones	14-Thompson
1-14	@ Seattle	L	104-130	9-28	5,068	24-Berry	13-Berry
1-17	UTAH	W	102-91	10-28	6,071	27-Robertson	25-Gilmore
1-19	LA CLIPPERS	W	113-106	11-28	5,428	27-Robertson	11-Berry
1-21	HOUSTON	L	91-111	11-29	11,256	20-Berry	9-Robertson
1-24	NEW YORK	W	108-101	12-29	9,149	31-Greenwood	15-Greenwood
1-27	DETROIT	W	118-107	13-29	5,841	22-Sundvold	7-Gilmore
1-29	@ Sacramento	W	113-107	14-29	10,333	24-Berry	11-Greenwood
1-30	@ LA Clippers	W	124-120 (OT)	15-29	6,590	25-Robertson	15-Greenwood
FEBRUARY RECORD:		6-7 (HOME: 6-4, ROAD: 0-3)					
2-1	MILWAUKEE	W	120-116	16-29	7,301	28-Robertson	17-Gilmore
2-3	GOLDEN STATE	W	111-103	17-29	5,926	24-Gilmore	23-Greenwood
2-5	SEATTLE	W	117-111	18-29	7,548	25-Sundvold	18-Greenwood
2-10	@ Houston	L	92-115	18-30	16,016	16-Berry/Sund/Dawkins	10-Greenwood
2-11	WASHINGTON	L	108-133	18-31	6,857	24-Berry	10-Berry
2-13	LA CLIPPERS	L	96-110	18-32	7,506	29-Robertson	13-Greenwood
2-14	@ Utah	L	95-108	18-33	12,212	18-Berry	11-Berry
2-17	DENVER	W	131-126 (OT)	19-33	5,607	23-Robertson	13-Gilmore
2-20	@ Dallas	L	107-122	19-34	17,007	24-Sundvold	9-Robertson
2-21	BOSTON	L	113-121	19-35	15,786	29-Berry	15-Greenwood
2-24	SACRAMENTO	L	106-112	19-36	7,306	25-Mitchell	8-Berry
2-26	PHILADELPHIA	W	96-94	20-36	11,947	23-Berry/Robertson	7-Gilmore
2-28	DALLAS	W	123-98	21-36	10,919	30-Robertson	12-Greenwood
MARCH RECORD:		5-10 (HOME: 3-3, ROAD: 2-7)					
3-2	HOUSTON	L	100-105	21-37	7,947	26-Robertson	11-Greenwood
3-5	@ Denver	L	104-121	21-38	9,124	15-Berry/Robertson	11-Greenwood/Gilmore
3-6	SACRAMENTO	W	130-119	22-38	5,606	27-Robertson/Mitchell	6-Greenwood/Moore
3-8	@ Golden State	L	111-137	22-39	9,914	16-Greenwood	11-Greenwood
3-10	ATLANTA	L	106-113	22-40	8,769	27-Berry	10-Greenwood
3-12	@ Houston	L	112-121	22-41	16,279	19-Sundvold	16-Nealy
3-14	PHOENIX	W	121-108	23-41	7,791	21-Berry	11-Greenwood
3-17	@ Seattle	L	111-122	23-42	5,934	24-Kryskowiak	10-Robertson
3-17	@ Sacramento	W	108-106	24-42	10,333	30-Robertson	10-Robertson
3-20	@ LA Lakers	L	115-147	24-43	17,505	26-Berry	8-Nealy
3-22	@ LA Clippers	W	116-112 (OT)	25-43	6,449	25-Moore	16-Gilmore
3-24	HOUSTON	W	103-97	26-43	8,702	24-Gilmore	15-Greenwood
3-27	@ Utah	L	133-144	26-44	12,212	23-Nealy	12-Greenwood/Nealy
3-29	PORTLAND	L	113-135	26-45	8,784	24-Berry/Sundvold	15-Gilmore
3-31	@ Denver	L	106-111	26-46	8,214	21-Moore	14-Greenwood
APRIL RECORD:		2-8 (HOME: 2-4, ROAD: 0-4)					
4-1	UTAH	L	104-107	26-47	7,745	21-Berry/Gilmore	12-Greenwood
4-3	DENVER	L	106-116	26-48	6,469	27-Berry	14-Greenwood
4-5	GOLDEN STATE	L	119-120 (OT)	26-49	5,838	25-Robertson	12-Greenwood
4-8	SACRAMENTO	L	110-111	26-50	5,276	20-Berry/Greenwood	12-Greenwood
4-10	@ LA Lakers	L	121-131	26-51	17,505	24-Kryskowiak	16-Greenwood
4-11	@ Phoenix	L	116-136	26-52	10,595	22-Gilmore/Dawkins	10-Nealy
4-13	@ Sacramento	L	118-123	26-53	10,333	27-Berry/Greenwood	14-Berry
4-15	PORTLAND	W	123-112	27-53	6,827	27-Berry	12-Greenwood
4-17	LA LAKERS	W	115-103	28-53	12,872	23-Greenwood	15-Nealy
4-19	@ Portland	L	134-144	28-54	12,666	28-Dawkins	8-Gilmore

1987-88 RECAP



Johnny Dawkins

RECORD

31-51 (23-18 home: 8-33 road)
Fifth in Midwest Division

HONORS

Alvin Robertson, All-Defensive Second Team

Alvin Robertson, NBA All-Star

Greg Anderson, NBA All-Rookie Team

PLAYOFFS

Lost to Los Angeles, First Round, 3-0

SPURS LEADERS

Scoring: Alvin Robertson 19.6 ppg

Rebounding: Frank Brickowski 6.9 rpg

Assists: Johnny Dawkins 7.4 apg

Head Coach: Bob Weiss

Assistant: Lee Rose

1987-88 SEASON NOTES

- The biggest day of the season occurred during the summer and happened off the court ... on 6/22 the Spurs used the number one pick in the 1987 NBA Draft to select David Robinson of the Naval Academy ... on the same day the Spurs shipped aging center Artis Gilmore to Chicago in exchange for a second-round selection in the 1988 Draft.
- Robinson signed a contract with the Spurs on 11/6 and – before beginning his two-year tour with the Navy – the Admiral witnessed the Spurs lose to the defending NBA Champion Lakers 133-124.
- The Spurs paid tribute to George Gervin on 12/5 as his #44 jersey was retired by the franchise, joining James Silas as the second player in Spurs history to have his number retired.

1987-88 SPURS FINAL STATISTICS (31-51)

PLAYER	G	MIN	3-POINT						REBOUNDING									SCORING	
			FGM-FGA	PCT.	FGM-FGA	PCT.	FTM-FTA	PCT.	OFF	DEF	TOT	AVG.	AST	PF-DQ	STL	TO	BLK	PTS	AVG.
Robertson	82	2978	655-1408	.465	27-95	.284	273-365	.748	165	333	498	6.1	557	300-4	243	251	69	1610	19.6
Berry	73	1922	540-960	.563	0-0	.000	192-320	.600	176	219	395	5.4	110	207-2	55	162	63	1272	17.4
Brickowski	70	2227	425-805	.528	1-5	.200	268-349	.768	167	316	483	6.9	266	275-11	74	207	36	1119	16.0
Dawkins	65	2179	405-835	.485	19-61	.311	198-221	.896	66	138	204	3.1	480	95-0	88	154	2	1027	15.8
Mitchell	68	1501	378-784	.482	3-12	.250	160-194	.825	54	144	198	2.9	68	101-0	31	52	13	919	13.5
Anderson	82	1984	379-756	.501	1-5	.200	198-328	.604	161	352	513	6.3	79	228-1	54	143	122	957	11.7
Wood	38	830	120-282	.426	43-108	.398	69-91	.758	16	35	51	1.3	155	44-0	22	34	1	352	9.3
Greenwood	45	1236	151-328	.460	0-2	.000	83-111	.748	92	208	300	6.7	97	134-2	33	74	22	385	8.6
Sundvold	52	1024	176-379	.464	26-64	.406	43-48	.896	14	34	48	0.9	183	54-0	27	57	2	421	8.1
Gudmundsson	69	1017	139-280	.496	0-1	.000	117-145	.807	93	230	323	4.7	86	197-5	18	103	61	395	5.7
Wilson	18	373	36-99	.364	9-25	.360	23-29	.793	1	25	26	1.4	63	34-0	17	21	3	104	5.8
Davis	16	187	42-97	.433	1-15	.067	7-10	.700	15	23	38	2.4	17	25-0	0	13	3	92	5.8
Myers	22	328	43-95	.453	0-4	.000	26-39	.667	11	26	37	1.7	48	30-0	17	33	6	112	5.1
Nimphius	72	919	128-257	.498	0-1	.000	60-83	.723	62	91	153	2.1	53	141-2	22	49	56	316	4.4
Rellford	4	42	5-8	.625	0-0	.000	6-8	.750	2	5	7	1.8	1	3-0	0	4	3	16	4.0
Zevenbergen	8	58	15-27	.556	0-0	.000	0-2	.000	4	9	13	1.6	3	12-0	3	4	1	30	3.8
Blackwell	10	112	15-41	.366	2-11	.182	5-6	.833	2	4	6	0.6	18	16-0	3	8	0	37	3.7
Nealy	68	837	50-109	.459	1-2	.500	41-63	.651	82	140	222	3.3	49	94-0	29	27	5	142	2.1
Moore	4	51	4-9	.444	0-1	.000	0-0	.000	1	3	4	1.0	11	1-0	3	4	0	8	2.0
SPURS	82		3706-7559	.490	133-412	.323	1769-2412	.733	1184	2335	3519	42.9	2344	1991-27	739	1418	468	9314	113.6
OPPONENTS	82		3851-7678	.502	157-450	.349	1855-2390	.776	11292	2513	3805	46.4	2470	1969-13	690	1427	537	9714	118.5

1987-88 GAME-BY-GAME

31-51 (FIFTH IN MIDWEST DIVISION)

DATE	OPPONENT	W-L	SCORE	REC.	ATT.	HI-SCORER	HI-REBOUNDER
NOVEMBER RECORD: 5-8 (HOME: 4-1, ROAD: 1-7)							
11-6	@ Houston	L	102-108	0-1	16,611	21-Dawkins	9-Berry
11-7	DALLAS	W	130-106	1-1	14,172	30-Robertson	7-Brickowski/Nealy
11-10	LA LAKERS	L	124-133	1-2	13,751	28-Berry	11-Greenwood
11-12	SEATTLE	W	123-118	2-2	6,399	28-Dawkins	8-Brickowski/Anderson
11-14	@ Phoenix	L	113-124	2-3	9,686	22-Dawkins	7-Roberts/Gudmundsson
11-15	@ LA Lakers	L	130-147	2-4	17,505	23-Greenwood	8-Greenwood/Robertson
11-17	LA CLIPPERS	W	122-121 (OT)	3-4	8,892	24-Anderson	9-Anderson
11-20	@ Denver	L	142-156	3-5	8,831	31-Anderson	9-Gudmundsson
11-21	UTAH	W	120-119	4-5	7,459	22-Berry	8-Greenwood/Brickowski
11-23	@ New York	W	117-112	5-5	10,124	26-Dawkins	11-Berry
11-25	@ Indiana	L	122-133	5-6	10,655	22-Brickowski	13-Anderson
11-27	@ Detroit	L	111-143	5-7	30,743	18-Gudmundsson	9-Gudmundsson
11-28	@ Atlanta	L	100-124	5-8	12,215	21-Gudmundsson	11-Gudmundsson
DECEMBER RECORD: 8-4 (HOME: 7-0, ROAD: 1-4)							
12-2	HOUSTON	W	97-93	6-8	8,025	20-Dawkins	15-Brickowski
12-5	CHICAGO	W	110-101	7-8	15,786	20-Dawkins	12-Brickowski
12-8	UTAH	W	105-100	8-8	5,263	27-Brickowski	13-Greenwood
12-12	PHOENIX	W	129-110	9-8	7,262	30-Robertson	13-Gudmundsson
12-15	@ New Jersey	L	95-104	9-9	8,010	29-Brickowski	15-Brickowski
12-16	@ Philadelphia	L	102-114	9-10	9,278	24-Wood	14-Gudmundsson
12-18	DENVER	W	133-114	10-10	7,401	30-Berry	15-Brickowski
12-20	@ Portland	L	126-148	10-11	12,666	27-Wood	9-Berry
12-22	@ Sacramento	L	96-120	10-12	10,333	29-Robertson	6-Berry/Anderson
12-23	@ LA Clippers	W	111-97	11-12	7,763	31-Robertson	15-Greenwood
12-26	GOLDEN STATE	W	105-96	12-12	10,632	24-Robertson	12-Greenwood
12-30	SACRAMENTO	W	140-108	13-12	7,294	25-Dawkins	9-Greenwood
JANUARY RECORD: 4-10 (HOME: 3-5, ROAD: 1-5)							
1-2	DALLAS	L	109-116	13-13	12,426	28-Berry	13-Berry
1-4	@ LA Lakers	L	115-133	13-14	17,505	20-Robertson	9-Greenwood
1-5	@ Golden State	L	119-129	13-15	5,981	35-Robertson	9-Berry
1-7	@ Sacramento	W	124-119	14-15	10,333	30-Dawkins	9-Brickowski/Anderson
1-9	@ Seattle	L	133-141	14-16	11,565	37-Robertson	13-Anderson
1-13	ATLANTA	L	110-120	14-17	10,183	28-Berry	15-Gudmundsson
1-14	INDIANA	L	108-112	14-18	6,841	25-Robertson	11-Gudmundsson
1-15	PORTLAND	L	120-121	14-19	9,523	21-Brickowski/Wood	12-Brickowski/Nealy
1-19	MILWAUKEE	W	110-104	15-19	6,133	26-Brickowski	9-Greenwood/Robertson
1-22	@ Utah	L	106-119	15-20	12,212	24-Wood	15-Brickowski
1-23	LA CLIPPERS	W	106-100	16-20	7,369	25-Mitchell	10-Robertson
1-26	@ Dallas	L	111-125	16-21	17,007	21-Robertson	7-Anderson
1-27	CLEVELAND	L	102-112	16-22	5,940	27-Berry	10-Berry
1-30	SEATTLE	W	112-132 (OT)	17-22	8,319	23-Robertson	14-Anderson
FEBRUARY RECORD: 4-9 (HOME: 3-5, ROAD: 1-4)							
2-2	NEW JERSEY	W	118-106	18-22	5,400	28-Berry	10-Berry/Brickowski
2-4	DENVER	L	123-129	18-23	5,587	29-Robertson	12-Brickowski
2-9	@ Denver	L	108-136	18-24	8,492	25-Dawkins	7-Brickowski
2-10	BOSTON	L	120-136	18-25	15,770	32-Robertson	10-Brickowski
2-12	LA LAKERS	L	132-133	18-26	5,770	28-Robertson/Brick	9-Robertson
2-15	GOLDEN STATE	W	122-126	18-27	15,484	31-Berry	14-Robertson
2-18	@ Phoenix	W	122-114	19-27	10,086	31-Robertson	9-Brickowski
2-19	WASHINGTON	L	102-106	19-28	5,147	26-Brickowski	10-Nealy
2-21	@ Portland	L	112-117	19-29	12,666	27-Mitchell	14-Greenwood
2-22	@ Golden State	L	111-123	19-30	7,992	29-Anderson	21-Anderson
2-24	PHILADELPHIA	W	123-121 (OT)	20-30	6,766	23-Robertson	10-Anderson/Brickowski
2-26	HOUSTON	W	111-107	21-30	11,056	30-Berry	12-Anderson
2-28	@ Houston	L	95-108	21-31	16,611	16-Berry	10-Anderson
MARCH RECORD: 5-12 (HOME: 4-4, ROAD: 1-8)							
3-1	PHOENIX	W	114-109	22-31	5,151	29-Berry	13-Anderson
3-4	SACRAMENTO	L	132-134	22-32	6,347	28-Mitchell	7-Berry
3-5	@ Utah	L	106-125	22-33	12,444	23-Mitchell	6-Gud/Mitchell/Greenwood
3-6	@ Milwaukee	L	101-119	22-34	11,062	23-Robertson	10-Brickowski
3-9	@ Boston	L	118-119	22-35	14,890	20-Mitchell	8-Gudmundsson
3-11	@ Cleveland	L	107-117	22-36	12,294	20-Berry	8-Anderson/Brickowski
3-12	@ Chicago	L	92-112	22-37	18,368	29-Berry	8-Dawkins
3-14	@ Washington	L	106-112	22-38	5,236	22-Berry	8-Anderson
3-16	LA CLIPPERS	W	113-110	23-38	5,066	31-Mitchell	12-Anderson
3-18	SEATTLE	L	110-118 (OT)	23-39	7,353	29-Mitchell	9-Anderson
3-19	UTAH	W	113-110	24-39	6,351	25-Nimphus	12-Robertson
3-21	NEW YORK	L	133-121	24-40	5,802	27-Berry	8-Brick/Robertson/Nealy
3-22	@ Denver	L	109-136	24-41	10,746	24-Sundvold	7-Anderson/Robertson
3-25	DETROIT	W	107-106	25-41	8,596	25-Sundvold	13-Anderson
3-26	@ Dallas	L	112-131	25-42	17,007	26-Dawkins	9-Anderson
3-29	PORTLAND	L	113-136	25-43	7,842	25-Robertson	9-Berry
3-31	@ Seattle	W	117-115	26-43	9,210	21-Robertson	11-Anderson
APRIL RECORD: 5-8 (HOME: 2-3, ROAD: 3-5)							
4-1	@ LA Clippers	W	106-91	27-43	8,966	28-Brickowski	9-Brickowski/Anderson
4-3	@ Portland	L	107-110	27-44	12,606	22-Mitchell	13-Anderson
4-5	@ Golden State	W	117-104	28-44	8,263	26-Robertson	9-Anderson
4-6	@ Sacramento	L	108-115	28-45	10,333	23-Robertson	9-Berry
4-8	DENVER	L	124-129	28-46	6,697	36-Mitchell	13-Robertson
4-12	HOUSTON	W	127-119	29-46	6,673	34-Brickowski	15-Brickowski
4-13	@ Phoenix	L	118-123	29-47	10,822	31-Berry	9-Berry
4-15	SACRAMENTO	W	118-112	30-47	5,049	25-Sundvold	8-Anderson
4-16	@ Utah	L	82-107	30-48	12,444	14-Mitchell/Nimphus	9-Gudmundsson
4-19	LA LAKERS	L	126-133	30-49	12,456	40-Robertson	10-Anderson
4-21	@ Houston	W	117-116	31-49	16,611	24-Robertson	11-Gudmundsson
4-22	@ Dallas	L	96-127	31-50	17,007	20-Robertson	10-Gudmundsson
4-24	DALLAS	L	109-119	31-51	7,297	28-Anderson	11-Anderson

1988-89 RECAP



Willie Anderson

RECORD

21-61 (18-23 home: 3-38 road)
Fifth in Midwest Division

HONORS

Willie Anderson, NBA All-Rookie First Team

PLAYOFFS

None

SPURS LEADERS

Scoring: Willie Anderson 18.6 ppg
Rebounding: Greg Anderson 8.2 rpg
Assists: Johnny Dawkins 7.0 apg

Head Coach: Larry Brown
Assistants: Gregg Popovich, R.C. Buford,
Alvin Gentry & Ed Manning

1988-89 SEASON NOTES

- On 5/28 Red McCombs became full owner of the Spurs, purchasing the team from his fellow investors for \$47 million ... one of McCombs first moves was to fire Bob Weiss and hire Larry Brown as head coach.
- The Spurs finished the season with a 21-61 record ... the Spurs were just 3-38 on the road during the year and set a club record with 20-straight losses on the road.
- A total of 22 players suited up for the Spurs during the season and Greg Anderson was the only player to appear in all 82 games for the Spurs.
- Rookie Willie Anderson was one of the few bright spots for San Antonio ... he was named to the NBA All-Rookie First Team and he became the first Spur rookie ever to lead the team in scoring, averaging 18.6 points per game ... Anderson was the runner-up in Rookie of the Year voting behind Mitch Richmond of the Kings.


1988-89 SPURS FINAL STATISTICS (21-61)

PLAYER	G	GS	MIN	3-POINT				PCT.	REBOUNDING			AST	PF-DQ	STL	TO	BLK	SCORING	
				FGM-FGA	PCT.	FTM-FTA	PCT.		OFF	DEF	TOT						PTS	AVG.
W. Anderson	81	79	2738	640-1285	.498	4-21	.190	.224-.289	.775	152	265	417	372	295-8	150	261	62	1508 18.6
Robertson	65	65	2287	465-962	.483	9-45	.200	183-253	.723	157	227	384	393	259-6	197	231	36	1122 17.3
Dawkins	32	30	1083	177-400	.443	0-4	.000	100-112	.893	32	69	101	224	64-0	55	111	0	454 14.2
G. Anderson	82	56	2401	460-914	.503	0-3	.000	207-403	.514	255	421	676	61	221-2	102	180	103	1127 13.7
Brickowski	64	60	1822	337-654	.515	0-2	.000	201-281	.715	148	258	406	131	252-10	102	165	35	875 13.7
Maxwell	79	36	2065	357-827	.432	32-129	.248	181-243	.745	49	153	202	301	136-0	86	178	8	927 11.7
Cook	36	0	757	147-315	.467	6-31	.194	46-56	.821	21	38	59	84	77-0	43	62	4	346 9.6
Vincent	24	3	551	91-219	.416	0-1	.000	35-51	.686	36	56	92	22	52-0	5	37	3	217 9.0
Bowie	18	5	438	72-144	.500	1-5	.200	10-15	.667	25	31	56	29	43-1	18	22	4	155 8.6
Natt	10	0	185	25-66	.379	0-0	.000	35-48	.729	16	16	32	11	19-0	2	19	2	85 8.5
Greenwood	38	15	912	105-247	.425	0-0	.000	84-105	.800	92	146	238	55	123-2	30	55	24	294 7.7
King	46	11	791	141-327	.431	8-32	.250	37-48	.771	33	107	140	79	97-2	27	74	7	327 7.1
Comegys	67	10	1119	166-341	.487	0-2	.000	106-161	.658	112	122	234	30	160-2	42	85	63	438 6.5
M. Anderson	36	12	730	73-175	.417	1-7	.143	57-82	.695	44	45	89	153	64-0	44	84	3	204 5.7
Smrek	43	18	623	72-153	.471	0-0	.000	49-76	.645	42	87	129	12	102-2	13	48	58	193 4.5
Gudmundsson	5	3	70	9-25	.360	0-0	.000	3-4	.750	5	11	16	5	15-0	1	8	1	21 4.2
Jones	7	0	92	9-25	.360	0-0	.000	8-13	.615	6	10	16	7	8-0	2	7	2	26 3.7
Roth	47	3	464	52-143	.364	2-10	.200	52-76	.684	20	36	56	48	55-0	19	33	4	158 3.4
Whitehead	52	4	580	69-176	.392	0-0	.000	30-45	.667	49	80	129	17	107-1	22	22	4	168 3.2
Mitchell	2	0	33	2-9	.222	0-0	.000	1-4	.250	1	2	3	1	2-0	1	4	0	5 2.5
Smart	2	0	12	0-2	.000	0-1	.000	2-2	1.000	0	1	1	2	0-0	0	2	0	2 1.0
Stroeder	1	0	2	0-0	.000	0-0	.000	0-0	.000	0	0	0	0	2-0	0	1	0	0 0.0
SPURS	82			3469-7409	.468	63-293	.215	1651-2367	.698	1295	2181	3476	2037	2153-36	961	1712	423	8652 105.5
OPPONENTS	82			3486-7148	.488	172-532	.323	2105-2714	.776	1256	2462	3718	2062	1938-21	915	1728	545	9249 112.8

21-61 (FIFTH IN MIDWEST DIVISION)

DATE	OPPONENT	W-L	SCORE	REC.	ATT.	HI-SCORER	HI-REBOUNDER
NOVEMBER RECORD:		5-8 (HOME: 4-3, ROAD: 1-5)					
11-5	LA LAKERS	W	122-107	1-0	15,861	30-Robertson/W. And.	8-Robertson
11-8	@ Houston	L	102-120	1-1	16,611	22-Dawkins	13-G. Anderson
11-9	MIAMI	W	117-93	2-1	9,226	29-W. Anderson	7-Greenwd/G. And/Dawk
11-11	@ Dallas	L	102-115	2-2	17,007	19-Cook	10-Greenwd/G. And/Robt
11-12	UTAH	L	96-105	2-3	11,889	30-Dawkins	17-G. Anderson
11-16	DETROIT	L	88-94	2-4	11,991	19-Dawkins/G. And.	13-G. Anderson
11-17	@ Denver	L	112-139	2-5	10,079	23-Dawkins	4-Grnwd/W. And/Dawk
11-19	CHARLOTTE	L	105-107	2-6	10,863	24-W. And/Robertson	13-G. Anderson
11-23	ATLANTA	W	119-109	3-6	11,874	22-W. And/G. And/Rob	12-G. Anderson
11-25	@ Utah	L	95-115	3-7	12,444	24-G. Anderson	9-G. Anderson
11-26	PHOENIX	W	117-104	4-7	10,583	34-Robertson	11-G. Anderson/Robertson
11-29	@ Atlanta	L	104-120	4-8	13,133	26-G. Anderson	17-G. Anderson
11-30	@ Miami	L	105-101	5-8	14,298	27-Robertson	8-Robertson/Brickowski
DECEMBER RECORD:		2-12 (HOME: 2-5, ROAD: 0-7)					
12-3	NEW YORK	W	122-109	6-8	12,826	23-Robertson	8-G. Anderson
12-6	SEATTLE	L	107-112	6-9	8,557	28-Robertson	9-G. Anderson
12-8	CLEVELAND	L	95-104	6-10	9,521	19-Dawkins	10-Brickowski
12-11	@ Portland	L	123-128 (OT)	6-11	12,848	25-Brickowski	12-Brickowski
12-13	@ Sacramento	L	89-108	6-12	16,517	21-Dawkins	10-Greenwood
12-15	@ Seattle	L	107-122	6-13	9,117	27-W. Anderson	17-G. Anderson
12-17	GOLDEN STATE	L	113-123	6-14	9,162	25-W. Anderson	9-G. Anderson
12-18	@ Houston	L	109-120	6-15	16,611	29-G. Anderson	10-G. Anderson
12-20	@ Phoenix	L	110-128	6-16	9,550	14-Dawkins/G. And.	7-Robertson
12-21	SACRAMENTO	W	125-107	7-16	8,879	17-G. Anderson	9-Robertson
12-23	LA CLIPPERS	L	108-114	7-17	10,443	22-W. Anderson	11-W. Anderson
12-26	@ Miami	L	109-111	7-18	15,008	23-G. Anderson	12-Brickowski
12-27	@ Dallas	L	101-110	7-19	17,007	25-Robertson	6-W. Anderson
12-30	BOSTON	L	99-112	7-20	15,861	23-G. Anderson	8-G. Anderson
JANUARY RECORD:		5-10 (HOME: 4-4, ROAD: 1-6)					
1-3	DENVER	W	129-105	8-20	7,965	24-W. Anderson	17-Greenwood
1-5	PHILADELPHIA	W	119-104	9-20	10,552	36-W. Anderson	7-W. Anderson
1-7	@ Golden State	W	104-102	10-20	13,913	36-W. Anderson	12-Greenwood
1-8	@ LA Lakers	L	96-126	10-21	17,505	19-W. Anderson	8-G. Anderson
1-11	HOUSTON	L	117-122 (OT)	10-22	11,966	29-Maxwell	13-Greenwood
1-12	@ Utah	L	91-115	10-23	12,444	16-Brickowski	10-G. Anderson
1-14	PORTLAND	L	99-103	10-24	12,864	27-Robertson	12-Greenwood
1-16	@ New York	L	106-116	10-25	19,591	20-W. Anderson	12-G. Anderson
1-17	@ New Jersey	L	112-117	10-26	8,534	25-W. Anderson	9-G. And/Brick/Grnwd
1-19	@ Washington	L	112-115	10-27	6,146	30-Robertson	9-Brickowski
1-23	MIAMI	W	119-101	11-27	9,404	26-W. Anderson	7-Greenwood
1-25	UTAH	L	103-107	11-28	9,925	25-G. Anderson	10-Greenwood
1-27	@ Dallas	L	82-126	11-29	17,007	16-Brickowski/Natt	9-G. And/Brick
1-28	HOUSTON	L	91-96	11-30	15,496	23-Maxwell	8-G. Anderson
1-31	DENVER	W	117-111	12-30	8,041	26-Maxwell	13-G. Anderson
FEBRUARY RECORD:		1-12 (HOME: 0-3, ROAD: 1-9)					
2-3	@ LA Clippers	W	106-101	13-30	9,450	21-Maxwell	12-G. Anderson
2-4	@ Portland	L	100-137	13-31	12,848	15-G. And/W. And	12-G. Anderson
2-7	@ Sacramento	L	99-114	13-32	16,517	26-W. Anderson	7-G. Anderson/Brickowski
2-9	CHICAGO	L	103-108	13-33	15,861	19-Brick/W. And/Max	9-Brickowski
2-14	@ Seattle	L	113-129	13-34	11,506	18-W. Anderson	7-G. Anderson
2-15	@ Golden State	L	96-133	13-35	13,941	21-M-Anderson	9-Brickowski
2-18	@ Utah	L	93-107	13-36	12,444	22-Brickowski	9-Comegys
2-20	DALLAS	L	93-105	13-37	9,326	24-Brickowski	8-King
2-22	GOLDEN STATE	L	107-118	13-38	9,427	26-Brickowski	18-G. Anderson
2-24	@ Indiana	L	93-112	13-39	10,306	22-Maxwell	9-G. And/Comegys
2-25	@ Charlotte	L	113-124	13-40	23,388	28-W. Anderson	10-Brickowski
2-27	@ Milwaukee	L	96-105	13-41	14,862	22-Brickowski	10-G. Anderson
2-28	@ Chicago	L	102-121	13-42	17,416	22-W. Anderson	8-W. Anderson
MARCH RECORD:		6-10 (HOME: 6-2, ROAD: 0-8)					
3-2	@ Cleveland	L	84-112	13-43	17,996	16-G. And/Comegys	7-G. Anderson
3-4	DENVER	W	106-89	14-43	11,940	24-Brickowski	9-Comegys/Brickowski
3-7	PORTLAND	L	103-116	14-44	8,592	27-Brickowski	8-W. Anderson
3-9	NEW JERSEY	W	112-98	15-44	10,484	29-Robertson	10-G. Anderson
3-11	DALLAS	W	97-90	16-44	12,748	20-W. Anderson	9-G. Anderson
3-13	LA CLIPPERS	L	103-115	16-45	9,402	20-W. Anderson	7-Comegys/G. And.
3-15	MILWAUKEE	W	110-108	17-45	8,778	25-W. Anderson	11-G. Anderson
3-16	@ Denver	L	102-119	17-46	12,083	19-Maxwell	11-Vincent/Smrek
3-18	UTAH	W	114-98	18-46	13,228	27-Robertson	11-Robertson
3-20	@ Boston	L	108-119	18-47	14,890	20-Brickowski	9-Brickowski/Smrek
3-22	@ Detroit	L	94-115	18-48	21,454	20-Brickowski	7-Brickowski
3-24	@ Philadelphia	L	122-135	18-49	13,128	26-Brickowski	6-Brickowski
3-25	@ Miami	L	105-107	18-50	14,298	30-W. Anderson	10-Robertson
3-28	WASHINGTON	W	130-114	19-50	10,139	29-W. Anderson	10-G. Anderson
3-30	@ LA Lakers	L	98-138	19-51	17,505	17-W. Anderson	11-G. Anderson
3-31	@ LA Clippers	L	106-109	19-52	10,599	24-W. And/Robertson	15-Brickowski
APRIL RECORD:		2-9 (HOME: 2-6, ROAD: 0-3)					
4-4	MIAMI	W	109-87	20-52	9,736	22-W. Anderson	12-G. Anderson
4-6	SACRAMENTO	W	122-116	21-52	10,859	28-Maxwell	9-Robertson
4-8	INDIANA	L	126-128 (OT)	21-53	11,045	31-W. Anderson	10-Robertson
4-10	SEATTLE	L	89-102	21-54	12,448	22-W. Anderson	8-Robertson
4-12	LA LAKERS	L	100-107	21-55	15,861	22-Maxwell	7-W. Anderson
4-14	DALLAS	L	110-118	21-56	10,720	24-Robertson	9-Robertson
4-15	@ Phoenix	L	91-137	21-57	14,471	23-Robertson	10-G. Anderson
4-17	@ Houston	L	91-99	21-58	16,611	20-Vincent	8-G. And/Whitehead
4-19	HOUSTON	L	84-99	21-59	12,176	18-Robertson	8-G. Anderson
4-20	@ Denver	L	113-136	21-60	13,163	24-Bowie	9-G. Anderson
4-22	PHOENIX	L	111-121	21-61	12,995	24-W. Anderson	8-W. Anderson

1989-90 RECAP



David Robinson

RECORD

56-26 (34-7 home: 22-19 road)
First in Midwest Division

HONORS

David Robinson, NBA Rookie of the Year
David Robinson, IBM Award
David Robinson, All-NBA Third Team
David Robinson, All-Defensive Second Team
David Robinson, NBA All-Star
David Robinson, NBA All-Rookie First Team
Sean Elliott, NBA All-Rookie Second Team
Bob Bass, NBA Executive of the Year

PLAYOFFS

Defeated Denver, First Round, 3-0
Lost to Portland,
Western Conference Semifinals, 4-3

SPURS LEADERS

Scoring: David Robinson 24.3 ppg
Rebounding: David Robinson 12.0 rpg
Assists: Rod Strickland 8.0 apg

Head Coach: Larry Brown
Assistants: Gregg Popovich, R.C. Buford & Alvin Gentry

1989-90 SEASON NOTES

- The Spurs made several moves during the off-season and assembled a new-look team for the 1989-90 season ... on 5/28 the Spurs obtained All-Star forward Terry Cummings from Milwaukee in exchange for Alvin Robertson ... in the 1989 NBA Draft the Spurs selected forward Sean Elliott with the third overall choice ... and on 8/28 the Spurs sent Johnny Dawkins and Jay Vincent to the Sixers in exchange for Maurice Cheeks, David Wingate and Christian Welp ... in addition, Caldwell Jones and Zarko Paspalj were signed as free agents ... of course the biggest addition was David Robinson, who completed his two-year Navy commitment ... in all, nine new faces were on the Spurs 1989-90 roster.
- All the moves worked as the Spurs set what was an NBA record at the time for the biggest turnaround between two seasons, increasing their win total by 35 over the 1988-89 campaign (56 wins vs. 21 in '88-89).
- David Robinson was named the NBA Rookie of the Month each month of the season.
- The Spurs made one final big move during the season, sending Mo Cheeks to the Knicks in exchange for Rod Strickland on 2/21 ... on the same day the Spurs traded guard Vernon Maxwell to the Rockets for cash.


1989-90 SPURS FINAL STATISTICS (56-26)

	3-POINT									REBOUNDING									SCORING	
PLAYER	G	GS	MIN	FGM-FGA	PCT.	FGM-FGA	PCT.	FTM-FTA	PCT.	OFF	DEF	TOT	AST	PF-DQ	STL	TO	BLK	PTS	AVG.	
Robinson	82	81	3002	690-1300	.531	0-2	.000	613-837	.732	303	680	983	164	259-3	138	257	319	1993	24.3	
Cummings	81	78	2821	728-1532	.475	19-59	.322	343-440	.780	226	451	677	219	286-1	110	202	52	1818	22.4	
Anderson	82	81	2788	532-1082	.492	7-26	.269	217-290	.748	115	257	372	364	252-3	111	198	58	1288	15.7	
Strickland	31	24	1121	173-370	.468	2-9	.222	91-148	.615	47	86	133	249	89-3	57	85	6	439	14.2	
Cheeks	50	49	1766	215-450	.478	1-9	.111	114-137	.832	39	128	167	302	46-0	82	85	5	545	10.9	
Elliott	81	69	2032	311-647	.481	1-9	.111	187-216	.866	127	170	297	154	172-0	45	112	14	810	10.0	
Maxwell	49	2	1118	133-306	.435	15-52	.288	59-95	.621	35	106	141	146	79-0	42	71	5	340	6.9	
Wingate	78	2	1856	220-491	.448	0-13	.000	87-112	.777	62	133	195	208	154-2	89	127	18	527	6.8	
Brickowski	78	12	1438	211-387	.545	0-2	.000	95-141	.674	89	238	327	105	226-4	66	93	37	517	6.6	
Williams	10	0	68	19-42	.452	0-5	.000	4-6	.667	3	5	8	5	16-0	1	4	3	42	4.2	
Paspalj	28	1	181	27-79	.342	0-1	.000	18-22	.818	15	15	30	10	37-0	3	21	7	72	2.6	
Jones	72	2	885	67-144	.465	1-5	.200	38-54	.704	76	154	230	20	146-2	20	48	27	173	2.4	
Moore	53	8	516	47-126	.373	8-34	.235	16-27	.593	16	36	52	82	55-0	32	39	3	118	2.2	
Blab	7	0	50	6-11	.545	0-0	.000	3-6	.500	1	8	9	1	9-0	0	5	0	15	2.1	
Lebo	4	0	32	2-7	.286	0-0	.000	2-2	1.000	2	2	4	3	7-0	2	1	0	6	1.5	
Welp	13	1	56	7-23	.304	0-0	.000	1-2	.500	7	5	12	5	21-0	1	6	0	15	1.2	
SPURS	82			3388-6997	.484	54-226	.239	1888-2535	.745	1163	2474	3637	2037	1854-18	799	1399	554	8718	106.3	
OPPONENTS	82			3269-7090	.461	231-624	.370	1663-2169	.767	1125	2241	3366	1967	1919-20	760	1420	416	8432	102.8	

56-26 (FIRST IN MIDWEST DIVISION)

DATE	OPPONENT	W-L	SCORE	REC.	ATT.	HI-SCORER	HI-REBOUNDER
NOVEMBER RECORD:		8-5 (HOME: 5-1, ROAD: 3-4)					
11-4	LA LAKERS	W	106-98	1-0	15,868	23-Robinson	17-Robinson
11-6	PORTLAND	L	104-108	1-1	14,278	21-Cummings	18-Robinson
11-10	@ Utah	L	92-106	1-2	12,616	27-Robinson	13-Robinson
11-11	DENVER	W	122-108	2-2	15,198	28-Robinson	11-Robinson
11-14	@ Milwaukee	L	97-108	2-3	14,120	22-Anderson	8-Anderson
11-15	@ Minnesota	W	86-76	3-3	20,382	22-Cummings	13-Robinson
11-17	@ Philadelphia	L	101-108	3-4	18,168	20-Robinson	14-Robinson
11-18	@ New Jersey	W	110-95	4-4	13,269	23-Robinson	15-Robinson
11-21	PHOENIX	W	107-98	5-4	13,726	20-Robinson	15-Robinson
11-24	@ LA Clippers	W	90-89	6-4	13,916	22-Elliott	12-Anderson
11-26	@ LA Lakers	L	112-132	6-5	17,505	25-Robinson	6-Cummings/Robinson
11-28	SEATTLE	W	117-104	7-5	12,113	32-Cummings	12-Robinson
11-30	DALLAS	W	93-89	8-5	12,110	20-Cummings	17-Robinson
DECEMBER RECORD:		11-2 (HOME: 7-0, ROAD: 4-2)					
12-2	CHARLOTTE	W	118-110	9-5	13,371	32-Robinson	18-Robinson
12-6	GOLDEN STATE	W	121-119	10-5	10,588	28-Robinson	12-Cummings/Robinson
12-8	@ Dallas	W	99-93	11-5	17,007	29-Robinson	14-Robinson
12-9	NEW JERSEY	W	109-92	12-5	14,930	26-Robinson	8-Cummings
12-12	@ Atlanta	L	94-102	12-6	12,760	18-Cummings/Cheeks	7-Brickowski
12-14	HOUSTON	W	104-100	13-6	15,353	26-Cummings	10-Elliott
12-16	ORLANDO	W	125-116	14-6	12,159	29-Cummings	16-Robinson
12-20	SACRAMENTO	W	103-100	15-6	12,457	26-Cummings/Rob	15-Robinson
12-22	@ Phoenix	W	119-115	16-6	14,487	29-Cummings	11-Robinson
12-23	UTAH	W	115-98	17-6	15,910	28-Cummings	8-Robinson
12-26	@ Charlotte	W	107-82	18-6	23,901	32-Cummings	14-Robinson
12-27	@ Washington	W	107-97	19-6	13,522	34-Robinson	10-Cummings
12-29	@ Chicago	L	97-101	19-7	18,676	26-Cummings	13-Robinson
JANUARY RECORD:		10-6 (HOME: 7-0, ROAD: 3-6)					
1-3	PHILADELPHIA	W	103-94	20-7	15,543	22-Cummings/Rob	13-Robinson
1-6	MINNESOTA	W	109-96	21-7	15,910	22-Cummings/Rob	11-Cummings
1-8	@ Orlando	L	102-111	21-8	15,077	32-Robinson	10-Robinson
1-9	@ Miami	W	107-102	22-8	15,008	31-Cummings	12-Robinson
1-12	@ Boston	W	97-90	23-8	14,890	21-Anderson	10-Robinson
1-13	@ New York	L	101-107	23-9	18,212	27-Cummings/Rob	10-Cummings
1-15	@ Cleveland	L	89-92	23-10	17,657	28-Robinson	12-Cummings
1-17	NEW YORK	W	101-97	24-10	15,910	26-Anderson	10-Cummings
1-19	CLEVELAND	W	104-101	25-10	15,910	32-Robinson	12-Robinson
1-20	@ Denver	L	99-126	25-11	15,817	24-Robinson	14-Brickowski
1-22	WASHINGTON	W	124-115	26-11	13,244	28-Robinson	15-Robinson
1-24	LA CLIPPERS	W	106-98	27-11	12,801	31-Cummings	15-Robinson
1-26	@ Portland	L	103-109	27-12	12,884	27-Robinson	9-Robinson
1-27	@ Seattle	L	98-109	27-13	14,519	23-Robinson	9-Cummings
1-29	@ LA Lakers	W	86-84	28-13	17,505	20-Cummings	16-Robinson
1-31	CHARLOTTE	W	129-95	29-13	13,276	52-Cummings	15-Robinson
FEBRUARY RECORD:		8-5 (HOME: 4-3, ROAD: 4-2)					
2-2	@ Charlotte	W	118-107	30-13	23,901	29-Cummings	15-Robinson
2-3	CHICAGO	W	112-111	31-13	15,910	33-Robinson	21-Robinson
2-6	ATLANTA	W	105-94	32-13	13,430	23-Cummings	10-Robinson
2-8	INDIANA	L	100-105	32-14	13,626	21-Robinson	12-Cummings
2-13	@ Dallas	L	96-103	32-15	17,007	22-Cummings	11-Robinson
2-14	BOSTON	L	95-106	32-16	15,910	32-Robinson	11-Robinson
2-16	UTAH	W	100-86	33-16	15,910	27-Cummings	11-Cummings
2-17	@ Houston	W	104-102	34-16	16,611	22-Cummings	7-Cummings/Robinson
2-20	LA LAKERS	L	114-115	34-17	15,910	30-Cummings	16-Robinson
2-23	MINNESOTA	W	105-95	35-17	15,910	24-Robinson	12-Robinson
2-25	@ LA Clippers	W	107-106	36-17	14,041	26-Robinson	14-Robinson
2-26	@ Sacramento	W	106-96	37-17	17,014	24-Cummings	9-Robinson
2-28	@ Golden State	L	135-144	37-18	15,025	38-Robinson	24-Cummings
MARCH RECORD:		11-5 (HOME: 7-2, ROAD: 4-3)					
3-2	GOLDEN STATE	W	131-115	38-18	15,910	41-Robinson	17-Robinson
3-3	@ Utah	L	98-112	38-19	12,616	29-Cummings	12-Robinson
3-5	HOUSTON	L	105-109	38-20	15,345	29-Robinson	9-Robinson
3-10	DENVER	W	118-111	39-20	15,910	26-Robinson	12-Cummings
3-12	@ Minnesota	W	92-88	40-20	19,834	21-Robinson	10-Cummings
3-13	@ Indiana	W	103-102	41-20	11,659	26-Robinson	15-Robinson
3-15	@ Detroit	L	98-110	41-21	21,454	25-Cummings	13-Robinson
3-17	MIAMI	W	111-98	42-21	15,910	28-Cummings	12-Cummings
3-19	@ Phoenix	W	113-102	43-21	14,487	35-Robinson	14-Robinson
3-20	@ Seattle	W	128-106	44-21	14,541	39-Robinson	11-Robinson
3-22	PORTLAND	W	107-106	45-21	15,561	29-Robinson	11-Robinson
3-24	DETROIT	L	105-98	46-21	15,910	40-Cummings	9-Robinson
3-26	@ Houston	L	95-113	46-22	16,611	24-Robinson	12-Robinson
3-27	SEATTLE	L	115-103	47-22	14,345	31-Cummings	12-Robinson
3-29	DALLAS	L	105-109	47-23	15,335	33-Robinson	10-Strickland
3-31	MILWAUKEE	W	107-100	48-23	15,910	24-Cummings	11-Cummings/Robinson
APRIL RECORD:		8-3 (HOME: 4-1, ROAD: 4-2)					
4-3	MINNESOTA	L	90-92	48-24	12,568	24-Anderson	13-Robinson
4-4	@ Dallas	L	98-104	48-25	17,007	32-Robinson	12-Robinson
4-7	@ Sacramento	W	111-93	49-25	17,014	28-Cummings	10-Robinson
4-8	@ Portland	L	105-112	49-26	12,884	36-Robinson	19-Robinson
4-10	@ Golden State	W	132-122	50-26	15,025	36-Robinson	12-Robinson
4-12	LA CLIPPERS	W	105-98	51-26	15,910	32-Robinson	13-Robinson
4-14	SACRAMENTO	W	105-94	52-26	15,910	25-Cummings	9-Robinson
4-16	@ Charlotte	W	110-101	53-26	23,901	28-Anderson	12-Robinson
4-18	UTAH	W	102-93	54-26	15,910	30-Robinson	16-Robinson
4-20	@ Denver	W	112-98	55-26	17,022	26-Robinson	12-Cummings
4-22	PHOENIX	W	108-93	56-26	15,910	27-Cummings	18-Robinson

1990-91 RECAP



Rod Strickland

RECORD

55-27 (33-8 home: 22-19 road)
First in Midwest Division

HONORS

David Robinson, NBA Rebounding Title
David Robinson, IBM Award
David Robinson, All-NBA First Team
David Robinson, All-Defensive First Team
David Robinson, NBA All-Star

PLAYOFFS

Lost to Golden State, First Round, 3-1

SPURS LEADERS

Scoring: David Robinson 25.6 ppg
Rebounding: David Robinson 13.0 rpg
Assists: Rod Strickland 8.0 apg

Head Coach: Larry Brown
Assistants: Gregg Popovich & R.C. Buford

1990-91 SEASON NOTES

- During the off-season, the Spurs picked up Paul Pressey and Sidney Green via trades and Dwayne Schintzius, Tony Massenburg and Sean Higgins in the 1990 NBA Draft.
- David Robinson was the top vote-getter in the Western Conference and earned the starting center spot in the 1991 NBA All-Star Game ... Robinson led the NBA in rebounding, becoming the first Spur ever to capture an NBA Rebounding Title.
- The Spurs 55-27 record could have been better, but guard Rod Strickland missed 21 games after breaking his hand in a fight and in the 21 games he missed, the Spurs were just 10-11.
- The Spurs got win number 1,000 in franchise history on 2/26 with a 102-101 overtime win over Portland.
- Terry Cummings scored his 15,000th point on 4/5 at Chicago.


1990-91 SPURS FINAL STATISTICS (55-27)

				3-POINT								REBOUNDING									SCORING	
PLAYER	G	GS	MIN	FGM-FGA	PCT.	FGM-FGA	PCT.	FTM-FTA	PCT.	OFF	DEF	TOT	AST	PF-DQ	STL	TO	BLK	PTS	AVG.			
Robinson	82	81	3095	754-1366	.552	1-7	.143	592-777	.762	335	728	1063	208	264-5	127	270	320	2101	25.6			
Cummings	67	62	2195	503-1039	.484	7-33	.212	164-240	.683	194	327	521	157	225-5	61	131	30	1177	17.6			
Elliott	82	82	3044	478-976	.490	20-64	.313	325-402	.808	142	314	456	238	190-2	69	147	33	1301	15.9			
Anderson	75	75	2592	453-991	.457	7-35	.200	170-213	.798	68	283	351	358	226-4	79	167	46	1083	14.4			
Strickland	58	56	2076	314-651	.482	11-33	.333	161-211	.763	57	162	219	463	125-0	117	156	11	800	13.8			
Williams	22	0	354	61-127	.480	14-26	.538	35-41	.854	17	42	59	46	64-2	20	36	11	171	7.8			
Pressey	70	18	1683	201-426	.472	16-57	.281	110-133	.827	50	126	176	271	174-1	63	130	32	528	7.5			
Green	66	7	1099	177-384	.461	0-3	.000	89-105	.848	98	215	313	52	172-0	32	89	13	443	6.7			
Wingate	25	0	563	53-138	.384	1-9	.111	29-41	.707	24	51	75	46	66-0	19	42	5	136	5.4			
Lett	7	0	99	14-29	.483	0-1	.000	6-9	.667	1	6	7	7	9-0	2	8	1	34	4.9			
Johnson	47	10	742	101-209	.483	1-5	.200	38-55	.691	13	43	56	153	40-0	33	47	2	241	5.1			
Higgins	50	0	464	97-212	.458	3-19	.158	28-33	.848	18	45	63	35	53-0	8	49	1	225	4.5			
Greenwood	63	11	1018	85-169	.503	0-2	.000	69-94	.734	61	160	221	52	172-3	29	71	25	239	3.8			
Schintzius	42	7	398	68-155	.439	0-2	.000	22-40	.550	28	93	121	17	64-0	2	34	29	158	3.8			
Myers	8	1	103	10-23	.435	0-1	.000	9-11	.818	2	16	18	14	14-0	3	14	3	29	3.6			
Dinkins	10	0	144	13-33	.394	0-0	.000	8-9	.889	0	11	11	19	12-0	2	13	0	34	3.4			
Massenburg	35	0	161	27-60	.450	0-0	.000	28-45	.622	23	35	58	4	26-0	4	13	9	82	2.3			
SPURS	82			3409-6988	.488	81-297	.273	1883-2459	.766	1131	2657	3788	2140	1896-22	670	1445	571	8782	107.1			
OPPONENTS	82			3265-7289	.448	218-704	.310	1664-2187	.761	1122	2270	3392	1928	2008-31	801	1260	437	8412	102.6			

55-22 (FIRST IN MIDWEST DIVISION)

DATE	OPPONENT	W-L	SCORE	REC.	ATT.	HI-SCORER	HI-REBOUNDER
NOVEMBER RECORD: 8-4 (HOME: 5-0, ROAD: 3-4)							
11-3	LA LAKERS	W	110-99	1-0	15,908	31-Cummings	8-Cummings
11-7	DENVER	W	161-153	2-0	15,908	43-Robinson	9-Robinson
11-8	@ Utah	L	94-103	2-1	12,616	35-Cummings	10-Robinson
11-10	HOUSTON	W	111-110	3-1	15,908	32-Robinson	9-Cummings
11-13	@ Golden State	L	124-128	3-2	15,025	32-Robinson	18-Robinson
11-15	@ Sacramento	W	122-93	4-2	17,014	22-Cummings	9-Elliott
11-17	PHOENIX	W	128-114	5-2	15,908	40-Robinson	14-Robinson
11-21	MINNESOTA	W	114-100	6-2	15,908	30-Robinson	12-Cummings
11-23	@ Dallas	W	107-104	7-2	17,007	32-Robinson	13-Robinson
11-25	@ Portland	L	103-117	7-3	12,884	26-Robinson	12-Robinson
11-27	@ Seattle	W	124-111	8-3	13,293	27-Elliott	12-Robinson
11-28	@ LA Lakers	L	80-97	8-4	17,210	19-Cummings	15-Robinson
DECEMBER RECORD: 11-2 (HOME: 5-2, ROAD: 6-0)							
12-1	DALLAS	W	109-97	9-4	15,908	23-Robinson	13-Robinson
12-5	ATLANTA	L	108-110	9-5	15,908	30-Cummings	8-Robinson
12-8	BOSTON	W	102-96	10-5	15,908	27-Robinson/Anderson	17-Robinson
12-11	@ Detroit	W	95-86	11-5	21,454	27-Robinson	16-Robinson
12-12	@ Charlotte	W	92-81	12-5	23,901	24-Robinson	17-Robinson
12-14	@ Cleveland	W	116-106	13-5	16,674	23-Robinson	18-Cummings
12-15	@ Minnesota	W	90-74	14-5	19,006	26-Robinson	17-Robinson
12-18	@ Houston	W	96-95	15-5	16,611	23-Elliott	13-Robinson
12-19	DENVER	W	144-109	16-5	15,908	18-Elliott	10-Elliott
12-21	@ Phoenix	W	132-128	17-5	14,487	34-Robinson	15-Robinson
12-22	MILWAUKEE	L	98-114	17-6	15,908	25-Robinson	8-Robinson
12-26	MIAMI	W	111-97	18-6	15,908	24-Anderson	18-Robinson
12-28	SACRAMENTO	W	104-88	19-6	15,908	27-Robinson	13-Robinson
JANUARY RECORD: 12-5 (HOME: 8-1, ROAD: 4-4)							
1-2	@ Indiana	L	109-121	19-7	12,002	22-Robinson	11-Robinson
1-4	@ New Jersey	W	93-89	20-7	16,044	26-Robinson	21-Robinson
1-5	@ Orlando	W	107-90	21-7	15,077	27-Anderson	13-Robinson
1-7	@ Philadelphia	W	111-102	22-7	18,168	31-Robinson	16-Robinson
1-8	@ Atlanta	L	98-109	22-8	12,608	35-Robinson	16-Robinson
1-10	ORLANDO	W	117-111	23-8	15,908	43-Robinson	12-Robinson
1-12	UTAH	W	112-92	24-8	15,908	22-Robinson	18-Robinson
1-15	@ Utah	L	102-124	24-9	12,616	26-Robinson	9-Robinson
1-16	DALLAS	W	100-94	25-9	15,908	30-Robinson	11-Cummings
1-18	CHARLOTTE	L	110-117	25-10	15,908	26-Robinson	16-Robinson
1-19	@ Denver	W	117-108	26-10	13,851	28-Robinson	19-Robinson
1-22	LA CLIPPERS	W	106-100	27-10	15,645	30-Robinson	14-Robinson
1-24	CLEVELAND	W	111-103	28-10	15,908	30-Robinson	13-Robinson
1-26	MINNESOTA	W	112-105	29-10	15,908	26-Cummings	14-Robinson/Cummings
1-28	SEATTLE	W	119-107	30-10	15,908	28-Anderson	11-Robinson
1-29	@ Houston	L	89-91	30-11	15,002	22-Higgins	17-Robinson
1-31	CHICAGO	W	106-102	31-11	15,908	31-Robinson	17-Robinson
FEBRUARY RECORD: 4-7 (HOME: 3-3, ROAD: 1-4)							
2-2	HOUSTON	L	94-100	31-12	15,908	24-Robinson	11-Robinson
2-5	GOLDEN STATE	L	106-112	31-13	15,908	21-DR/Anderson	14-Robinson
2-7	INDIANA	W	119-108	32-13	15,908	35-Robinson	15-Robinson
2-12	WASHINGTON	W	102-92	33-13	15,908	22-Anderson	13-Green
2-14	PHOENIX	L	97-106	33-14	15,908	21-Johnson	15-Robinson
2-16	@ Dallas	L	94-96	33-15	17,007	34-Robinson	19-Robinson
2-18	@ Utah	L	81-104	33-16	12,616	26-Robinson	11-Schintzius
2-22	@ LA Clippers	L	101-107	33-17	14,818	26-Elliott	11-Cummings
2-24	@ Portland	W	95-88	34-17	12,884	25-Anderson	12-Robinson
2-26	PORTLAND	W	102-101 (OT)	35-17	15,908	25-Robinson/Elliott	21-Robinson
2-28	@ New York	L	93-100	35-18	15,002	23-Robinson	9-Green/Anderson
MARCH RECORD: 12-5 (HOME: 9-0, ROAD: 3-5)							
3-1	@ Boston	L	98-108	35-19	14,890	25-Cummings	12-Robinson
3-3	@ Washington	W	107-85	36-19	17,902	26-Robinson	12-Robinson
3-5	PHILADELPHIA	W	104-99	37-19	15,908	33-Robinson	16-Robinson
3-7	NEW JERSEY	W	111-99	38-19	15,908	25-Cummings	20-Robinson
3-9	SEATTLE	W	112-99	39-19	15,908	30-Robinson	10-Robinson
3-11	UTAH	W	105-96	40-19	15,908	33-Robinson	8-Anderson/Green
3-13	@ LA Clippers	L	93-97	40-20	11,907	27-Anderson	9-Massenburg
3-14	@ Golden State	W	101-99	41-20	15,025	29-Robinson	17-Robinson
3-16	@ Sacramento	L	85-92	41-21	17,014	25-Robinson	19-Robinson
3-17	@ LA Lakers	L	91-98	41-22	17,505	37-Robinson	10-Cummings
3-19	SACRAMENTO	W	104-101	42-22	15,908	30-Robinson	15-Robinson
3-21	@ Orlando	L	102-105	42-23	15,077	27-Cummings	18-Robinson
3-22	@ Miami	W	97-90	43-23	15,008	28-Robinson	6-Robinson/Elliott
3-24	DETROIT	W	95-78	44-23	15,908	25-Robinson	12-Robinson
3-26	NEW YORK	W	129-119	45-23	15,908	34-Elliott	11-Cummings
3-28	ORLANDO	W	119-95	46-23	15,908	21-Elliott/Cummings	9-Robinson/Cummings
3-30	DENVER	W	130-116	47-23	15,908	31-Robinson	11-Robinson
APRIL RECORD: 8-4 (HOME: 3-2, ROAD: 5-2)							
4-2	LA LAKERS	L	115-122	47-24	15,908	36-Robinson	23-Robinson
4-4	@ Milwaukee	W	105-101	48-24	17,163	35-Robinson	13-Robinson
4-5	@ Chicago	W	110-107	49-24	18,676	25-Elliott	13-Robinson
4-7	@ Minnesota	W	92-87	50-24	19,006	29-Robinson	18-Robinson
4-8	GOLDEN STATE	W	115-105	51-24	15,908	26-Elliott	13-Robinson
4-10	PORTLAND	L	100-105	51-25	15,908	27-Robinson	16-Robinson
4-12	@ Seattle	L	91-100	51-26	13,340	24-Robinson	13-Robinson
4-14	@ Phoenix	W	109-101	52-26	14,487	25-Anderson	15-Robinson
4-16	LA CLIPPERS	W	128-98	53-26	15,908	24-Robinson	11-Robinson
4-18	@ Houston	W	102-95	54-26	16,611	21-Cummings	8-Robinson/Green
4-19	@ Denver	L	122-125	54-27	12,596	27-Robinson	13-Robinson
4-21	DALLAS	W	135-101	55-27	15,908	19-Massenburg	14-Cummings

1991-92 RECAP



Terry Cummings

RECORD

47-35 (31-10 home: 16-25 road)
Second in Midwest Division

HONORS

David Robinson,
NBA Defensive Player of the Year
David Robinson, NBA Blocked Shots Title
David Robinson, All-NBA First Team
David Robinson, All-Defensive First Team
David Robinson, NBA All-Star

PLAYOFFS

Lost to Phoenix, First Round, 3-0

SPURS LEADERS

Scoring: David Robinson 23.2 ppg
Rebounding: David Robinson 12.2 rpg
Assists: Rod Strickland 8.6 apg

Head Coach: Larry Brown/Bob Bass
Assistants: Gregg Popovich & R.C. Buford

1991-92 SEASON NOTES

- The Spurs obtained forward Antoine Carr from the Kings on 9/23 in exchange for Dwayne Schintzius ... In December the Spurs signed a pair of free agents – Donald Royal and Vinnie Johnson – and waived two popular players – Avery Johnson and Jud Buechler.
- After missing the first six weeks of the season due to a contract dispute, Rod Strickland joined the Spurs on 12/23.
- Following a rough stretch in December and January, Vice President of Basketball Operations Bob Bass replaced Larry Brown as head coach.
- On 3/21, in just his third season with the Spurs, David Robinson passed George Gervin and became the Spurs all-time career leader in blocked shots.
- The Spurs season came to a grinding halt when David Robinson went down with a torn ligament in his left thumb ... Robinson underwent surgery on 4/1 and missed the final 14 games of the season ... with Robinson and Willie Anderson


1991-92 SPURS FINAL STATISTICS (47-35)

PLAYER	G	MIN	3-POINT				PCT	REBOUNDING			AST	PF-DQ	STL	TO	BLK	SCORING	
			FG-FGA	PCT	FG-FGA	PCT		FT-FTA	PCT	OFF	DEF	TOT				PTS	AVG
Robinson	68	2564	592-1074	.551	1-8	.125	393-561	.701	261	568	829	181	219-2	158	182	305	1578 23.2
Cummings	70	2149	514-1053	.488	5-13	.385	177-249	.711	247	384	631	102	210-4	58	115	34	1210 17.3
Elliott	82	3120	514-1040	.494	25-82	.305	285-331	.861	143	296	439	214	149-0	84	152	29	1338 16.3
Strickland	57	2053	300-659	.455	5-15	.333	182-265	.687	92	173	265	491	122-0	118	160	17	787 13.8
Anderson	57	1889	312-685	.455	13-56	.232	107-138	.775	62	238	300	302	151-2	54	140	51	744 13.1
Carr	81	1867	359-732	.490	1-5	.200	162-212	.764	128	218	346	63	264-5	32	114	96	881 10.9
V. Johnson	60	1350	202-499	.405	19-60	.317	55-85	.647	67	115	182	145	93-0	41	74	14	478 8.0
A. Johnson	20	463	55-108	.509	1-5	.200	24-32	.750	5	30	35	100	43-1	21	45	3	135 6.8
Tucker	24	415	60-129	.465	19-48	.396	16-20	.800	8	29	37	27	39-0	21	14	3	155 6.5
Garrick	19	374	44-93	.473	0-1	.000	10-16	.625	8	33	41	63	33-0	21	30	1	98 5.2
Green	80	1127	147-344	.427	0-0	.000	73-89	.820	92	250	342	36	148-0	29	62	11	367 4.6
Royal	60	718	80-178	.449	0-0	.000	92-133	.692	65	59	124	34	73-0	25	39	7	252 4.2
Sutton	67	601	93-240	.388	26-89	.292	34-45	.756	6	41	47	91	111-0	26	70	9	246 3.7
Buechler	11	140	15-30	.500	0-0	.000	3-9	.333	6	16	22	11	18-0	8	5	3	33 3.0
Pressey	56	759	60-161	.373	3-21	.143	28-41	.683	22	73	95	142	86-0	29	64	19	151 2.7
Higgins	6	36	4-15	.267	0-1	.000	7-7	1.000	2	6	8	4	6-0	2	4	0	15 2.5
Massenburg	1	9	1-5	.200	0-0	.000	0-0	.000	0	0	0	0	2-0	0	0	0	2 2.0
Wiley	3	13	3-5	.600	0-0	.000	0-0	.000	0	1	1	1	3-0	0	0	0	6 2.0
Copa	33	132	22-40	.550	0-0	.000	4-13	.308	14	22	36	3	29-0	2	8	6	48 1.5
Bardo	1	1	0-0	.000	0-0	.000	0-0	.000	1	0	1	0	0-0	0	0	0	0 0.0
SPURS	82		3377-7090	.476	118-404	.292	1652-2246	.736	1229	2552	3781	2010	1799-14	729	1308	608	8524 104.0
OPPONENTS	82		3211-7098	.452	243-700	.347	1587-2061	.770	1103	1362	3465	1882	1810-14	753	1252	463	8252 100.6

47-35 (SECOND IN MIDWEST DIVISION)

DATE	OPPONENT	W-L	SCORE	REC.	ATT.	HI-SCORER	HI-REBOUNDER
NOVEMBER RECORD:		10-3 (HOME: 8-0, ROAD: 2-3)					
11-1	DALLAS	W	140-99	1-0	16,057	24-Robinson	16-Cummings
11-3	@ Seattle	W	106-98	2-0	10,864	33-Robinson	7-Robinson
11-5	@ Denver	L	96-97	2-1	13,976	23-Carr	15-Robinson
11-6	PORTLAND	W	119-93	3-1	16,057	28-Elliott	10-Robinson
11-8	CLEVELAND	W	107-101	4-1	16,057	31-Robinson	11-Robinson
11-13	LA CLIPPERS	W	107-93	5-1	16,057	24-Robinson	11-Elliott
11-16	NEW YORK	W	106-89	6-1	16,057	18-Cummings	9-Robinson
11-20	MINNESOTA	W	113-106	7-1	16,057	22-Robinson	11-Cummings
11-22	@ LA Lakers	L	96-98	7-2	17,505	25-Anderson	15-Robinson
11-24	@ Portland	L	111-116	7-3	12,888	25-Robinson	20-Robinson
11-27	NEW JERSEY	W	106-100	8-3	16,057	31-Robinson	15-Robinson
11-29	@ Atlanta	W	88-85	9-3	14,630	20-Robinson	13-Robinson
11-30	SEATTLE	W	119-101	10-3	16,057	23-Robinson	16-Robinson
DECEMBER RECORD:		6-10 (HOME: 1-3, ROAD: 5-7)					
12-3	@ Sacramento	L	94-99	10-4	17,014	30-Robinson	24-Robinson
12-4	@ LA Clippers	L	81-92	10-5	11,393	24-Elliott	15-Robinson
12-6	UTAH	L	92-93	10-6	16,057	31-Robinson	17-Robinson
12-8	@ Milwaukee	L	82-102	10-7	14,581	19-Robinson	9-Robinson
12-10	@ Indiana	L	102-109	10-8	11,223	22-Anderson	15-Green
12-11	@ Minnesota	W	98-85	11-8	18,247	35-Robinson	14-Robinson
12-13	PHOENIX	L	107-112	11-9	16,057	32-Elliott	15-Robinson
12-14	@ Houston	W	107-100	12-9	16,027	21-Carr	14-Robinson
12-17	@ Dallas	W	98-87	13-9	15,125	22-Robinson	12-Robinson/Anderson
12-18	WASHINGTON	L	93-96	13-10	16,057	25-Elliott	25-Robinson
12-20	@ Phoenix	L	91-116	13-11	14,496	20-Robinson	16-Robinson
12-23	SACRAMENTO	W	101-90	14-11	16,057	33-Elliott	17-Robinson
12-26	@ New York	W	118-89	15-11	19,763	31-Robinson	11-Robinson/Cummings
12-27	@ Cleveland	L	97-103	15-12	20,273	16-Strickland	9-Robinson
12-29	@ Orlando	W	96-87	16-12	15,151	25-Robinson	16-Robinson
12-30	@ Washington	L	84-94	16-13	16,430	25-Robinson	12-Robinson
JANUARY RECORD:		10-5 (HOME: 6-2, ROAD: 4-3)					
1-4	HOUSTON	L	110-112	16-14	16,057	22-Elliott	17-Elliott
1-6	DETROIT	W	100-90	17-14	16,057	20-Robinson	11-Anderson
1-8	LA LAKERS	W	103-87	18-14	16,057	22-Robinson	11-Robinson
1-10	@ Golden State	W	128-120	19-14	15,025	36-Anderson	11-Robinson
1-11	@ Denver	W	96-85	20-14	17,022	22-Strickland	9-Cummings
1-14	GOLDEN STATE	L	123-124	20-15	16,057	35-Anderson	12-Robinson
1-16	@ Minnesota	W	125-111	21-15	18,674	23-Cummings	11-Robinson/Cummings
1-17	@ Chicago	L	96-102	21-16	18,676	20-Robinson	11-Robinson
1-19	@ Boston	L	89-98	21-17	14,890	21-Robinson	9-Robinson
1-21	LA CLIPPERS	W	114-110	22-17	16,057	17-Rob/Cummings	11-Robinson
1-22	@ Utah	L	98-100	22-18	19,911	23-Anderson	11-Robinson
1-24	MILWAUKEE	W	115-86	23-18	16,057	23-Robinson	13-Cummings
1-28	CHICAGO	W	109-104	24-18	16,057	30-Cummings	13-Robinson
1-29	@ Dallas	W	108-93	25-18	15,218	21-Anderson	12-Robinson
1-31	MINNESOTA	W	103-101	26-18	16,057	32-Robinson	14-Robinson
FEBRUARY RECORD:		8-5 (HOME: 7-1, ROAD: 1-4)					
2-4	PORTLAND	W	95-88	27-18	16,057	23-Robinson	16-Cummings
2-6	INDIANA	L	106-117	27-19	16,057	28-Strickland	8-Green
2-11	BOSTON	W	100-84	28-19	16,057	23-Robinson	15-Robinson
2-13	@ Golden State	L	94-109	28-20	15,025	18-Cummings/Anderson	16-Robinson
2-14	@ Seattle	L	91-108	28-21	12,126	21-Robinson	13-Robinson
2-16	@ Sacramento	W	112-106	29-21	17,014	23-Elliott	12-Cummings
2-17	@ LA Clippers	L	110-124	29-22	14,404	30-Cummings	17-Cummings
2-19	MINNESOTA	W	113-103	30-22	16,057	39-Robinson	16-Robinson
2-21	PHILADELPHIA	W	100-90	31-22	16,057	33-Robinson	12-Robinson
2-23	@ Houston	L	83-90	31-23	16,057	16-Robinson	10-Robinson
2-25	MIAMI	W	123-101	32-23	16,057	26-Robinson	10-Cummings
2-27	GOLDEN STATE	W	124-103	33-23	16,057	37-Robinson	24-Robinson
2-29	DENVER	W	115-112	34-23	16,057	34-Robinson	9-Robinson
MARCH RECORD:		8-7 (HOME: 6-1, ROAD: 2-6)					
3-3	@ Minnesota	W	103-102	35-23	18,707	25-Robinson	11-Robinson
3-4	@ Utah	L	93-102	35-24	19,911	28-Robinson	18-Robinson
3-7	PHOENIX	W	122-109	36-24	16,057	23-Robinson	8-Robinson
3-8	@ Dallas	W	93-81	37-24	16,335	18-Robinson	13-Robinson
3-10	ATLANTA	W	103-92	38-24	16,057	22-Cummings	13-Cummings
3-12	HOUSTON	W	104-98	39-24	16,057	31-Cummings	11-Cummings
3-14	UTAH	W	113-106	40-24	16,057	27-Robinson	12-Robinson
3-16	CHARLOTTE	L	112-117	40-25	16,057	31-Robinson	12-Robinson
3-18	SACRAMENTO	W	118-89	41-25	16,057	26-Elliott	15-Robinson
3-21	SEATTLE	W	101-96	42-25	16,057	22-Robinson	14-Robinson
3-23	@ Philadelphia	L	92-105	42-26	15,242	30-Robinson	15-Robinson
3-25	@ Charlotte	L	108-113	42-27	23,698	34-Cummings	15-Cummings
3-27	@ Miami	L	101-118	42-28	15,008	26-Cummings	14-Cummings
3-29	@ Detroit	L	103-107	42-29	21,454	26-Cummings	16-Cummings
3-30	@ New Jersey	L	109-117	42-30	16,756	32-Cummings	15-Cummings
APRIL RECORD:		5-5 (HOME: 3-3, ROAD: 2-2)					
4-1	LA LAKERS	W	104-86	43-30	16,057	35-Cummings	14-Cummings
4-3	ORLANDO	L	106-113	43-31	16,057	30-Carr	24-Cummings
4-5	@ Denver	W	90-87	44-31	13,317	24-Cummings	11-Elliott
4-7	HOUSTON	L	92-95	44-32	16,057	22-Cummings	11-Cummings
4-9	@ LA Lakers	W	102-94	45-32	16,948	23-Elliott	12-Cummings
4-12	@ Portland	L	97-123	45-33	12,888	22-Elliott	12-Cummings
4-14	DALLAS	W	120-108	46-33	16,057	26-Elliott	12-Cummings
4-16	@ Phoenix	L	101-121	46-34	14,496	20-Elliott	10-Cummings
4-17	DENVER	W	108-94	47-34	16,057	34-Cummings	11-Cummings
4-19	UTAH	L	90-101	47-35	16,057	21-Cummings	9-Cummings

1992-93 RECAP



Sean Elliott

RECORD

49-33 (31-10 home: 18-23 road)
Second in Midwest Division

HONORS

David Robinson, All-NBA Third Team
David Robinson,
NBA All-Defensive Second Team
David Robinson, NBA All-Star
Sean Elliott, NBA All-Star

PLAYOFFS

Defeated Portland, First Round, 3-1
Lost to Phoenix,
Western Conference Semifinals, 4-2

SPURS LEADERS

Scoring: David Robinson 23.4 ppg
Rebounding: David Robinson 11.7 rpg
Assists: Avery Johnson 7.5 apg

Head Coach: Jerry Tarkanian/John Lucas
Assistants: Rex Hughes, Ron Adams,
Tom Thibodeau & George Gervin

1992-93 SEASON NOTES

- Under new Head Coach Jerry Tarkanian the Spurs started the season 1-4 ... the Tarkanian era didn't last long ... on 12/18 - with the team posting a 9-11 record - Tark was fired ... 24 hours later he was replaced by John Lucas ... the team responded by winning 24 of their next 28 after the coaching change.
- The Spurs also made some changes on the court ... point guard Avery Johnson was signed as a free agent on 11/19 and on 12/9 the Spurs obtained J.R. Reid from Charlotte in exchange for Sidney Green and a first round draft choice ... other new faces included Dale Ellis and Lloyd Daniels.
- Both David Robinson and Sean Elliott represented the Spurs in the 1993 All-Star Game.
- The Spurs closed a part of their history book on 5/20 when they fell to the Suns 102-100 in Game Six of the Western Conference Semifinals ... the game was the last one the Spurs would ever play in the HemisFair Arena, their home since they moved to San Antonio in the summer of 1973.


1992-93 SPURS FINAL STATISTICS (49-33)

PLAYER	G	MIN	3-POINT						REBOUNDING								SCORING	
			FG-FGA	PCT	FG-FGA	PCT	FT-FTA	PCT	OFF	DEF	TOT	AST	PF-DQ	STL	TO	BLK	PTS	AVG
Robinson	82	3211	676-1348	.501	3-17	.176	561-766	.732	229	727	956	301	239-5	127	241	264	1916	23.4
Elliott	70	2604	451-918	.491	37-104	.356	268-337	.795	85	237	322	265	132-1	68	152	28	1207	17.2
Ellis	82	2731	545-1092	.499	119-297	.401	157-197	.797	81	231	312	107	179-0	78	111	18	1366	16.7
Carr	71	1947	379-705	.538	0-5	.000	174-224	.777	107	281	388	97	264-5	35	96	87	932	13.1
Reid	66	1592	241-497	.485	0-4	.000	171-222	.770	100	286	386	56	217-2	36	101	26	653	9.9
Daniels	77	1573	285-644	.443	59-177	.333	72-99	.727	86	130	216	148	144-0	38	102	30	701	9.1
Johnson	75	2030	256-510	.502	0-8	.000	144-182	.791	20	126	146	561	141-0	85	145	16	656	8.7
Del Negro	73	1526	218-430	.507	6-24	.250	101-117	.863	19	144	163	291	146-0	44	92	1	543	7.4
Anderson	38	560	80-186	.430	1-8	.125	22-28	.786	7	50	57	79	52-0	14	44	6	183	4.8
Mack	40	267	47-118	.398	3-22	.136	45-58	.776	18	30	48	15	44-0	14	22	5	142	3.6
Green	15	202	20-49	.408	0-0	.000	13-15	.867	18	53	71	19	21-1	5	12	3	53	3.5
Cummings	8	76	11-29	.379	0-0	.000	5-10	.500	6	13	19	4	17-0	1	2	1	27	3.4
Wood	64	598	52-117	.444	5-21	.238	46-55	.836	38	59	97	34	93-1	13	29	12	155	2.4
Othick	4	39	3-5	.600	2-4	.500	0-2	.000	1	1	2	7	7-0	1	4	0	8	2.0
Bedford	16	66	9-27	.333	1-1	1.000	6-12	.500	1	9	10	0	15-0	0	1	1	25	1.6
Smith	66	833	38-87	.437	0-0	.000	9-22	.409	103	165	268	28	133-2	23	39	16	85	1.3
SPURS	82		3311-6762	.490	236-692	.341	1794-2346	.765	919	2542	3461	2012	1844-17	582	1227	514	8652	105.5
OPPONENTS	82		3290-7177	.458	270-747	.361	1583-2051	.722	1082	2388	3470	1905	1998-33	655	1131	373	8433	102.8

49-33 (SECOND IN MIDWEST DIVISION)

DATE	OPPONENT	W-L	SCORE	REC.	ATT.	HI-SCORER	HI-REBOUNDER
NOVEMBER RECORD:		5-6 (HOME: 4-2, ROAD: 1-4)					
11-6	@ Sacramento	L	106-114	0-1	17,317	29-Elliott	9-Carr
11-7	@ Denver	L	121-125 (2OT)	0-2	17,022	30-Robinson	11-Robinson/Elliott
11-10	MILWAUKEE	W	104-93	1-2	16,057	29-Robinson	9-Robinson
11-12	ATLANTA	L	97-104	1-3	16,057	30-Robinson	12-Green
11-14	HOUSTON	L	87-93	1-4	16,057	26-Robinson	19-Robinson
11-17	CLEVELAND	W	106-95	2-4	16,057	20-Ellis	13-Robinson
11-19	DALLAS	W	123-95	3-4	16,057	26-Elliott	9-Green
11-21	@ Houston	L	100-103	3-5	12,229	18-Carr	13-Robinson
11-24	@ Portland	L	91-95	3-6	12,888	24-Carr	14-Robinson
11-25	@ Utah	W	128-102	4-6	19,911	25-Robinson	10-Carr
11-28	SEATTLE	W	104-97	5-6	16,057	42-Robinson	10-Robinson
DECEMBER RECORD:		9-6 (HOME: 4-2, ROAD: 5-4)					
12-1	@ Washington	L	106-119	5-7	15,642	28-Robinson	12-Robinson
12-2	@ Philadelphia	W	98-82	6-7	12,731	27-Robinson	21-Robinson
12-4	@ New Jersey	L	103-108 (OT)	6-8	15,068	23-Robinson	13-Robinson
12-5	@ Atlanta	L	105-113	6-9	11,301	22-Carr	11-Carr
12-8	UTAH	W	121-103	7-9	16,057	32-Elliott	18-Robinson
12-10	MIAMI	W	101-91	8-9	16,057	26-Robinson	10-Robinson
12-12	@ Dallas	W	113-91	9-9	13,903	22-Robinson	15-Reid
12-15	LA LAKERS	L	101-107	9-10	16,057	28-Robinson	14-Robinson
12-17	@ Houston	L	109-121	9-11	13,706	24-Ellis	12-Robinson
12-18	DALLAS	W	122-101	10-11	16,075	41-Elliott	12-Smith
12-22	DENVER	W	113-108	11-11	16,057	23-Elliott/Ellis	18-Robinson
12-25	@ LA Clippers	W	103-94	12-11	13,780	32-Elliott	12-Robinson
12-26	@ LA Lakers	W	104-92	13-11	17,505	27-Elliott/Ellis	11-Robinson
12-28	GOLDEN STATE	L	105-106	13-12	16,057	32-Robinson	12-Robinson
12-30	@ Denver	W	114-94	14-12	17,022	29-Robinson	11-Robinson/Reid
JANUARY RECORD:		12-2 (HOME: 8-0, ROAD: 4-2)					
1-3	PHOENIX	W	114-113 (OT)	15-12	16,057	33-Robinson	11-Robinson
1-5	@ Utah	L	87-113	15-13	19,911	21-Carr	9-Robinson
1-7	UTAH	W	109-99	16-13	16,057	33-Ellis	11-Carr
1-9	PORTLAND	W	109-93	17-13	16,057	32-Robinson	10-Robinson
1-11	@ Detroit	W	109-91	18-13	21,454	23-Ellis	14-Robinson
1-13	@ Minnesota	W	89-81	19-13	17,852	18-Ellis	19-Robinson
1-14	@ Milwaukee	W	108-93	20-13	13,854	26-Ellis	16-Robinson
1-16	CHARLOTTE	W	124-111	21-13	16,057	52-Robinson	14-Robinson
1-19	DENVER	W	121-110	22-13	16,057	29-Robinson	14-Robinson
1-22	DETROIT	W	123-109	23-13	16,057	25-Robinson	18-Robinson
1-24	CHICAGO	W	103-99	24-13	16,057	24-Robinson	13-Robinson
1-27	@ Seattle	W	119-99	25-13	14,651	24-Reid	15-Robinson
1-29	@ Phoenix	L	110-125	25-14	19,023	19-Elliott/Ellis	10-Robinson
1-30	SACRAMENTO	W	129-124	26-14	16,057	27-Ellis	12-Robinson
FEBRUARY RECORD:		9-4 (HOME: 7-1, ROAD: 2-3)					
2-2	NEW JERSEY	W	111-93	27-14	16,057	24-Ellis	12-Robinson
2-4	INDIANA	W	133-115	28-14	16,057	22-Elliott	8-Robinson/Reid
2-6	MINNESOTA	W	104-95	29-14	16,057	23-Elliott	7-Robinson/Carr
2-9	LA CLIPPERS	W	112-97	30-14	16,057	25-Robinson	13-Robinson
2-11	WASHINGTON	W	105-95	31-14	16,057	23-Johnson	15-Robinson
2-13	BOSTON	W	90-85	32-14	16,057	28-Robinson	10-Robinson
2-15	@ LA Clippers	W	102-99	33-14	15,989	22-Robinson/Ellis	9-Carr
2-16	@ Golden State	L	112-133	33-15	15,025	27-Robinson	12-Robinson
2-18	PHILADELPHIA	W	103-98	34-15	16,057	24-Ellis	13-Robinson
2-23	PHOENIX	L	103-105	34-16	16,057	35-Robinson	11-Robinson
2-25	@ Charlotte	L	104-111	34-17	23,698	26-Daniels	12-Reid
2-26	@ Miami	L	86-93	34-18	15,008	17-Robinson	12-Robinson
2-28	@ Orlando	W	94-90	35-18	15,151	23-Robinson/Carr	16-Robinson
MARCH RECORD:		8-8 (HOME: 4-2, ROAD: 4-6)					
3-2	@ Indiana	L	95-109	35-19	11,467	37-Robinson	12-Robinson
3-3	@ Boston	L	91-132	35-20	14,890	19-Reid	8-Robinson
3-5	@ Chicago	W	107-102	36-20	18,676	29-Ellis	11-Robinson
3-6	@ Minnesota	L	105-106	36-21	18,844	29-Reid	12-Reid
3-9	DALLAS	W	119-84	37-21	16,057	19-Ellis	9-Reid
3-13	PORTLAND	W	108-99	38-21	16,057	27-Carr	14-Robinson
3-15	LA LAKERS	L	87-92	38-22	16,057	26-Robinson	13-Robinson
3-17	@ LA Lakers	W	101-100	39-22	15,000	29-Robinson	7-Robinson
3-19	ORLANDO	W	96-93	40-22	16,057	30-Robinson	8-Carr
3-21	@ New York	L	96-115	40-23	19,763	18-Reid	10-Reid
3-23	@ Cleveland	L	90-127	40-24	20,273	23-Carr	9-Robinson
3-24	@ Minnesota	W	105-92	41-24	17,806	29-Robinson	11-Robinson
3-26	UTAH	L	98-102	41-25	16,057	21-Carr	16-Robinson
3-28	@ Dallas	W	114-107	42-25	17,336	31-Robinson	7-Robinson/Smith
3-30	SEATTLE	W	99-97	43-25	16,057	21-Robinson	9-Robinson
3-31	@ Utah	L	85-93	43-26	19,911	17-Robinson	12-Robinson
APRIL RECORD:		6-7 (HOME: 4-3, ROAD: 2-4)					
4-2	MINNESOTA	W	108-101	44-26	16,057	39-Robinson	9-Carr
4-4	NEW YORK	L	103-108 (OT)	44-27	16,057	28-Robinson	10-Robinson
4-6	GOLDEN STATE	L	111-125	44-28	16,057	28-Robinson	9-Robinson
4-8	LA CLIPPERS	W	112-108	45-28	16,057	25-Ellis	14-Robinson
4-10	@ Houston	L	88-98	45-29	16,611	24-Robinson	11-Robinson
4-13	@ Sacramento	W	110-100	46-29	17,317	17-Elliott/Reid	14-Robinson
4-14	@ Golden State	W	96-93	47-29	15,025	33-Robinson	17-Robinson
4-16	SACRAMENTO	L	93-100	47-30	16,057	19-Robinson	12-Robinson
4-18	@ Portland	L	101-105	47-31	12,888	29-Robinson	7-Johnson
4-19	@ Seattle	L	89-96	47-32	14,526	17-Ellis	8-Robinson
4-22	DENVER	W	131-111	48-32	16,057	30-Ellis	11-Reid
4-24	@ Phoenix	L	97-99	48-33	19,023	20-Ellis/Robinson	19-Robinson
4-25	HOUSTON	W	119-117 (OT)	49-33	16,057	25-Robinson	13-Robinson

1993-94 RECAP



David Robinson

RECORD

55-27 (32-9 home: 23-18 road)
Second in Midwest Division

HONORS

David Robinson, NBA Scoring Title
Dennis Rodman, NBA Rebounding Title
David Robinson, IBM Award
David Robinson, All-NBA Second Team
David Robinson,
All-Defensive Second Team
Dennis Rodman, All-Defensive Second Team
David Robinson, NBA All-Star

PLAYOFFS

Lost to Utah, First Round, 3-1

SPURS LEADERS

Scoring: David Robinson 29.8 ppg
Rebounding: Dennis Rodman 17.3 rpg
Assists: David Robinson 4.8 apg

Head Coach: John Lucas
Assistants: Ron Adams, Tom Thibodeau
& George Gervin

1993-94 SEASON NOTES

- The Spurs parted with a pair of popular players prior to the start of the season ... Avery Johnson left the team as a free agent, signing with the Warriors, and Sean Elliott was traded to Detroit for Dennis Rodman.
- David Robinson and Dennis Rodman made NBA history, as for the first time in league history a pair of teammates led the NBA in scoring and rebounding respectively ... Robinson captured the scoring title, averaging 29.8 ppg, while Rodman won his third straight rebounding title, averaging 17.3 rpg.
- On 3/19 vs. Sacramento, Dale Ellis made history as he became the first player in professional basketball history to make 1,000 three-pointers.
- David Robinson ended the season with a bang ... in the final game of the 1993-94 campaign, he scored a Spurs franchise record 71 points at the Clippers on 4/24 ... Robinson became just the fourth player in NBA history to score 70 or more points and his total was the highest since the 1978 season ... thanks to the 71-point effort, Robinson edged out Shaquille O'Neal to claim his first NBA Scoring Title ... Robinson also made history earlier in the season when he became just the fourth player ever to record a quadruple-double ... Robinson posted his vs. Detroit on 2/17, finishing with 34 points, 10 rebounds, 10 blocks and 10 assists.


1993-94 SPURS FINAL STATISTICS (55-27)

PLAYER	G	GS	MIN	3-POINT						REBOUNDING			SCORING							
				FG-FGA	PCT	FG-FGA	PCT	FT-FTA	PCT	OFF	DEF	TOT	AST	PF	DQ	STL	TO	BLK	PTS	AVG
Robinson	80	80	3241	840-1658	.507	10-29	.345	693-925	.749	241	614	855	381	228	3	139	253	265	2383	29.8
Ellis	77	75	2590	478-967	.494	131-332	.395	83-107	.776	70	185	255	80	141	0	66	75	11	1170	15.2
Anderson	80	79	2488	394-837	.471	22-68	.324	145-171	.848	68	174	242	347	187	1	71	153	46	955	11.9
Del Negro	77	56	1949	309-634	.487	15-43	.349	140-170	.824	27	134	161	320	168	0	64	102	1	773	10.0
Knight	64	18	1430	224-471	.476	4-21	.190	141-174	.810	28	75	103	197	120	0	34	94	10	593	9.3
Reid	70	11	1344	260-530	.491	0-3	.000	107-153	.699	91	129	220	73	165	0	43	84	25	627	9.0
Cummings	59	29	1133	183-428	.428	0-2	.000	63-107	.589	132	165	297	50	137	0	31	59	13	429	7.3
Carr	34	0	465	78-160	.488	0-1	.000	42-58	.724	12	39	51	15	75	0	9	15	22	198	5.8
Daniels	65	5	980	140-372	.376	44-125	.352	46-64	.719	45	66	111	94	69	0	29	60	16	370	5.7
Rodman	79	51	2989	156-292	.534	5-24	.208	53-102	.520	453	914	1367	184	229	0	52	138	32	370	4.7
Floyd	53	2	737	70-209	.335	8-36	.222	52-78	.667	10	60	70	101	71	0	12	61	8	200	3.8
Nevitt	1	0	1	0-0	.000	0-0	.000	3-6	.500	1	0	1	0	1	0	0	1	0	3	3.0
Haley	28	0	94	21-48	.438	0-0	.000	17-21	.810	6	18	24	1	18	0	0	10	0	59	2.1
Whitney	40	4	339	25-82	.305	10-30	.333	12-15	.800	5	24	29	53	53	0	11	37	1	72	1.8
SPURS	82			3178-6688	.475	249-714	.349	1597-2151	.742	1189	2597	3786	1896	1662	4	561	1198	450	8202	100.0
OPPONENTS	82			3066-6880	.446	290-871	.333	1349-1875	.719	1089	2153	3242	1769	1791	16	632	1020	346	7771	94.8

55-27 (SECOND IN MIDWEST DIVISION)

DATE	OPPONENT	W-L	SCORE	REC.	ATT.	HI-SCORER	HI-REBOUNDER
NOVEMBER RECORD: 9-5 (HOME: 7-1, ROAD: 2-4)							
11-5	GOLDEN STATE	W	91-85	1-0	36,523	32-Robinson	21-Rodman
11-7	NEW JERSEY	L	73-99	1-1	15,280	14-Anderson	11-Robinson
11-9	MINNESOTA	W	110-95	2-1	16,087	43-Robinson	11-Rodman
11-10	@ Phoenix	L	93-101	2-2	19,023	32-Robinson	25-Rodman
11-12	@ Sacramento	L	91-93	2-3	17,317	32-Robinson	24-Rodman
11-13	@ LA Clippers	L	90-92	2-4	12,416	20-Ellis	13-Rodman
11-16	@ Denver	W	86-74	3-4	13,549	17-Ellis/Robinson	23-Rodman
11-17	NEW YORK	W	95-90	4-4	18,723	32-Robinson	20-Rodman
11-19	@ Detroit	L	86-95	4-5	21,454	27-Robinson	17-Robinson
11-20	@ Milwaukee	W	101-97	5-5	16,365	31-Robinson	16-Rodman
11-22	LA CLIPPERS	W	110-98	6-5	16,011	28-Robinson	22-Rodman
11-24	CHICAGO	W	109-84	7-5	33,066	21-Anderson	21-Rodman
11-27	DALLAS	W	104-80	8-5	18,066	28-Robinson	20-Rodman
11-29	MILWAUKEE	W	102-95	9-5	15,401	34-Robinson	19-Rodman
DECEMBER RECORD: 9-6 (HOME: 3-3, ROAD: 6-3)							
12-1	@ Charlotte	W	92-88	10-5	23,698	31-Robinson	28-Rodman
12-3	@ Orlando	W	94-84	11-5	15,291	23-Robinson	23-Rodman
12-4	@ Philadelphia	W	90-82	12-5	13,923	37-Robinson	14-Rodman
12-8	SEATTLE	L	107-109 (OT)	12-6	18,184	39-Robinson	15-Robinson
12-9	@ Atlanta	L	95-105	12-7	11,616	26-Robinson	14-Rodman
12-11	DENVER	W	105-100	13-7	16,784	31-Robinson	9-Rodman
12-13	@ Utah	L	87-102	13-8	19,911	23-Robinson	20-Rodman
12-15	PORTLAND	W	111-91	14-8	16,289	37-Robinson	15-Robinson
12-16	@ Dallas	W	103-89	15-8	11,146	30-Robinson	18-Rodman
12-18	@ Chicago	L	90-102	15-9	18,676	24-Ellis	9-Rodman
12-21	HOUSTON	L	88-90	15-10	32,631	13-Robinson	7-Robinson
12-23	UTAH	L	88-96	15-11	33,151	27-Robinson	13-Rodman
12-26	BOSTON	W	99-85	16-11	19,440	46-Robinson	16-Rodman
12-28	@ Miami	W	84-76	17-11	15,200	20-Robinson	16-Robinson
12-30	@ Indiana	W	107-82	18-11	16,044	22-Reid	19-Rodman
JANUARY RECORD: 11-3 (HOME: 7-0, ROAD: 4-3)							
1-2	LA LAKERS	W	94-92	19-11	18,017	36-Robinson	12-Rodman
1-4	PHILADELPHIA	W	107-84	20-11	16,767	32-Robinson	18-Rodman
1-6	@ Golden State	L	98-102	20-12	15,025	32-Robinson	23-Rodman
1-7	@ Denver	W	84-76	21-12	16,291	18-Robinson	11-Robinson
1-9	@ LA Lakers	W	95-89	22-12	11,069	22-Robinson	16-Rodman
1-11	MINNESOTA	W	108-98	23-12	17,664	27-Robinson	13-Rodman
1-13	PHOENIX	W	107-88	24-12	34,027	27-Robinson	16-Robinson
1-15	@ Dallas	W	104-87	25-12	14,061	20-Cummings/Rob	19-Rodman
1-17	@ Washington	W	100-87	26-12	18,756	21-Cummings	19-Rodman
1-19	@ New York	L	108-120	26-13	19,763	24-Ellis	20-Rodman
1-20	@ Minnesota	L	83-93	26-14	17,749	25-Robinson	16-Rodman
1-22	DALLAS	W	103-83	27-14	19,003	33-Robinson	22-Rodman
1-25	SACRAMENTO	W	107-91	28-14	17,630	31-Robinson	20-Rodman
1-29	ATLANTA	W	100-87	29-14	33,035	35-Robinson	13-Rodman
FEBRUARY RECORD: 11-2 (HOME: 6-0, ROAD: 5-2)							
2-1	LA LAKERS	W	112-97	30-14	17,397	32-Ellis	16-Rodman
2-3	@ Cleveland	W	98-97	31-14	17,031	31-Ellis	20-Rodman
2-4	@ Boston	W	100-91	32-14	14,890	34-Robinson	13-Rodman
2-6	@ New Jersey	W	104-102 (OT)	33-14	18,322	36-Robinson	20-Rodman
2-8	WASHINGTON	W	110-90	34-14	16,884	31-Robinson	14-Robinson
2-10	DENVER	W	94-87	35-14	17,583	29-Robinson	20-Rodman
2-15	INDIANA	W	109-100	36-14	18,129	34-Robinson	19-Rodman
2-17	DETROIT	W	115-96	37-14	19,451	34-Robinson	22-Rodman
2-19	MIAMI	W	100-96	38-14	35,717	22-Reid	26-Rodman
2-21	@ Minnesota	W	114-89	39-14	18,148	50-Robinson	20-Rodman
2-23	@ Utah	L	102-106 (2OT)	39-15	19,911	25-Robinson	16-Rodman/Robinson
2-25	@ LA Lakers	W	126-110	40-15	13,783	33-Anderson	18-Rodman
2-26	@ Portland	L	96-104	40-16	12,888	32-Robinson	18-Rodman
MARCH RECORD: 11-4 (HOME: 6-2, ROAD: 5-2)							
3-2	UTAH	L	96-106	40-17	18,577	32-Robinson	13-Rodman
3-4	LA CLIPPERS	W	121-113	41-17	18,735	41-Robinson	16-Robinson
3-6	ORLANDO	W	111-103	42-17	34,325	36-Robinson	13-Robinson
3-8	HOUSTON	W	115-99	43-17	20,539	24-Reid	14-Rodman
3-11	SEATTLE	L	99-100	43-18	20,640	28-Robinson	14-Robinson
3-12	@ Houston	W	109-98	44-18	16,611	40-Robinson	16-Robinson
3-14	@ Denver	L	88-116	44-19	17,171	16-Del Negro	9-Rodman/Robinson
3-16	PORTLAND	W	110-102	45-19	20,539	27-Ellis/Robinson	19-Rodman
3-19	SACRAMENTO	W	107-100	46-19	20,640	48-Robinson	16-Robinson
3-22	@ Seattle	L	89-105	46-20	14,813	27-Robinson	16-Rodman
3-24	@ Sacramento	W	107-91	47-20	17,317	38-Robinson	18-Rodman
3-26	@ Golden State	W	112-101	48-20	15,025	29-Robinson	25-Rodman
3-27	@ Portland	W	107-95	49-20	12,888	36-Robinson	16-Rodman
3-29	@ Dallas	W	117-92	50-20	13,174	37-Robinson	20-Rodman
3-31	CLEVELAND	W	101-85	51-20	19,287	26-Robinson	15-Rodman
APRIL RECORD: 4-7 (HOME: 3-3, ROAD: 1-4)							
4-2	CHARLOTTE	W	117-111	52-20	20,640	24-Robinson	20-Rodman
4-5	GOLDEN STATE	L	101-106	52-21	18,769	29-Robinson	19-Rodman
4-6	@ Phoenix	L	95-107	52-22	19,023	33-Robinson	13-Rodman
4-9	@ Houston	L	89-100	52-23	16,611	30-Robinson	16-Rodman
4-11	MINNESOTA	W	101-89	53-23	19,138	29-Robinson	16-Rodman
4-13	DENVER	W	78-83	53-24	16,746	32-Robinson	18-Rodman
4-14	@ Utah	L	90-101	53-25	19,911	31-Robinson	11-Robinson
4-16	PHOENIX	L	94-96	53-26	35,845	39-Robinson	21-Rodman
4-19	HOUSTON	W	90-80	54-26	32,807	22-Robinson	21-Rodman
4-22	@ Seattle	L	87-94	54-27	14,813	29-Robinson	18-Rodman
4-24	@ LA Clippers	W	112-97	55-27	16,005	71-Robinson	17-Rodman

1994-95 RECAP



Avery Johnson

RECORD

62-20 (33-8 home: 29-12 road)
First in Midwest Division

HONORS

David Robinson, NBA Most Valuable Player
David Robinson, All-NBA First Team
David Robinson, NBA All-Star
David Robinson, IBM Award
David Robinson,
NBA All-Defensive First Team
Dennis Rodman,
NBA All-Defensive First Team

PLAYOFFS

Defeated Denver, First Round, 3-0
Defeated L.A. Lakers,
Western Conference Semifinals, 4-2
Lost to Houston,
Western Conference Finals, 4-2

SPURS LEADERS

Scoring: David Robinson 27.6 ppg
Rebounding: Dennis Rodman 16.8 rpg
Assists: Avery Johnson 8.2 apg

Head Coach: Bob Hill
Assistants: Hank Egan, Dave Cowens
& Paul Pressey

1994-95 SEASON NOTES

- The Spurs posted the best record in the NBA finishing with a 62-20 record ... the team captured its eighth NBA division title, winning the Midwest Division.
- David Robinson was named the NBA's Most Valuable Player, becoming the first Spur ever to win the honor ... the Admiral averaged 27.6 points, 10.8 rebounds, 2.9 assists, 1.65 steals and 3.23 blocks ... he was third in the NBA in scoring, fourth in blocks, seventh in rebounding, 15th in steals and 15th in FG percentage.
- The Spurs won 15-straight games late in the season and were 21-2 in their final 23 games.
- In the postseason, the Spurs advanced to the Western Conference Finals before falling to the Houston Rockets in six games ... at the time it was the Spurs' best playoff run ever, winning two playoff series in the same year for the first time in franchise history.

1994-95 SPURS FINAL STATISTICS (62-20)


PLAYER	G	GS	MIN	3-POINT				FT-FTA	PCT	REBOUNDING			AST	PF	DQ	STL	TO	BLK	SCORING	
				FG-FGA	PCT	FG-FGA	PCT			OFF	DEF	TOT							PTS	AVG
Robinson	81	81	3074	788-1487	.530	6-20	.300	656-847	.774	234	643	877	236	230	2	134	233	262	2238	27.6
Elliott	81	81	2858	502-1072	.468	136-333	.408	326-404	.807	63	224	287	206	216	2	78	151	38	1466	18.1
Johnson	82	82	3011	448-863	.519	3-22	.136	202-295	.685	49	159	208	670	154	0	114	207	13	1101	13.4
Del Negro	75	71	2360	372-766	.486	66-162	.407	128-162	.790	28	164	192	226	179	0	61	56	14	938	12.5
Person	81	1	2033	317-750	.423	172-445	.387	66-102	.647	49	209	258	106	198	0	45	102	12	872	10.8
Rodman	49	26	1568	137-240	.571	0-2	.000	75-111	.676	274	549	823	97	159	1	31	98	23	349	7.1
Reid	81	37	1566	201-396	.508	1-2	.500	160-233	.687	120	273	393	55	230	2	60	113	32	563	7.0
Cummings	76	20	1273	224-464	.483	0-0	.000	72-123	.585	138	240	378	59	188	1	36	95	19	520	6.8
Rivers	60	0	942	104-289	.360	42-122	.344	52-71	.732	13	87	100	154	142	1	61	56	21	302	5.0
Anderson	38	11	556	76-162	.469	3-19	.158	30-41	.732	15	40	55	52	71	1	26	38	10	185	4.9
Malone	17	0	149	13-35	.371	1-2	.500	22-32	.688	20	26	46	6	15	0	2	11	3	49	2.9
Eisley	15	0	56	3-17	.176	1-5	.200	0-0	.000	2	4	6	18	3	0	0	8	1	7	0.5
Haley	31	0	117	26-61	.426	0-1	.000	21-32	.656	8	19	27	2	31	0	3	13	5	73	2.4
Whitney	25	0	179	14-47	.298	3-19	.158	11-11	1.000	4	9	13	28	34	1	4	18	0	42	1.7
Nwosu	23	0	84	9-28	.321	0-0	.000	13-17	.765	11	13	24	3	20	0	0	9	3	31	1.3
Crowder	7	0	29	2-10	.200	0-4	.000	2-6	.333	1	2	3	1	1	0	1	2	0	6	0.9
SPURS	82			3236-6687	.484	434-1158	.375	1836-2487	.738	1029	2661	3690	1919	1871	11	656	1246	456	8742	106.6
OPPONENTS	82			3168-6974	.454	426-1251	.341	1491-2089	.714	1017	2303	3320	1878	2063	25	633	1182	408	8253	100.6

1994-95 GAME-BY-GAME

62-20 (FIRST IN MIDWEST DIVISION)

DATE	OPPONENT	W-L	SCORE	REC.	ATT.	HI-SCORER	HI-REBOUNDER
NOVEMBER RECORD:							
11-4	GOLDEN ST.	L	118-123	0-1	30,542	27-AJ/Robinson	16-Robinson
11-7	NEW JERSEY	W	105-96	1-1	13,805	23-Elliott	19-Robinson
11-9	UTAH	W	100-101	2-1	14,354	30-Robinson	17-Robinson
11-12	NEW YORK	W	101-82	3-1	19,710	35-Robinson	13-Robinson
11-15	@ Denver	L	99-112	3-2	17,171	33-Robinson	20-Robinson
11-16	CHICAGO	L	92-94	3-3	16,059	30-Robinson	12-Robinson
11-19	@ Minnesota	W	109-101	4-3	14,109	23-Person	10-Robinson
11-21	@ New York	L	88-92	4-4	19,763	29-Robinson	12-Robinson
11-23	PORTLAND	W	110-105	5-4	16,304	36-Robinson	18-Robinson
11-25	SEATTLE	L	94-114	5-5	19,016	27-Elliott	11-Robinson
11-26	@ Phoenix	L	108-111	5-6	19,023	25-Robinson	9-Reid
11-28	MINNESOTA	W	92-88	6-6	14,272	24-Robinson	10-Robinson
11-30	@ Seattle	L	100-109	6-7	14,793	42-Robinson	13-Reid
DECEMBER RECORD:							
12-2	@ Portland	W	95-91	7-7	12,888	32-Robinson	12-Robinson
12-6	DALLAS	L	121-124 (OT)	7-8	14,007	42-Robinson	10-Reid
12-8	UTAH	L	114-117 (OT)	7-9	14,092	25-Del Negro	15-Robinson
12-10	@ Houston	W	108-96	8-9	16,611	24-Johnson	11-Robinson
12-12	WASHINGTON	W	122-101	9-9	14,501	21-Robinson	12-Robinson
12-14	BOSTON	W	122-110	10-9	15,154	32-Robinson	11-Robinson/Rodman
12-17	LA LAKERS	W	116-102	11-9	15,439	32-Robinson	19-Rodman
12-21	@ Denver	W	111-97	12-9	17,171	24-Robinson	14-Rodman
12-23	HOUSTON	W	98-96	13-9	31,514	26-Del Negro	10-Reid/Robinson
12-27	CHARLOTTE	W	119-108	14-9	33,026	30-Robinson	20-Rodman
12-29	@ Atlanta	L	121-127 (OT)	14-10	15,005	30-Robinson	7-Four Players
12-30	@ Washington	W	115-101	15-10	18,756	30-Robinson	10-Rodman
JANUARY RECORD:							
1-3	@ Golden St.	W	91-86	16-10	15,025	26-Robinson	19-Rodman
1-5	@ Utah	W	104-103	17-10	19,911	25-Robinson	18-Rodman
1-7	@ LA Clippers	W	103-88	18-10	8,070	27-Robinson	22-Rodman
1-10	LA CLIPPERS	W	108-97	19-10	15,729	33-Robinson	21-Rodman
1-12	MIAMI	W	113-108	20-10	14,651	32-Elliott	22-Rodman
1-13	@ Houston	L	100-103	20-11	16,611	23-Robinson	10-Robinson
1-15	DALLAS	L	103-108	20-12	16,019	43-Robinson	17-Robinson
1-17	@ Boston	W	101-92	21-12	14,890	24-Person	18-Rodman
1-18	@ Charlotte	L	110-111	21-13	23,698	42-Robinson	10-Rodman
1-20	@ Miami	W	115-114 (OT)	22-13	14,687	26-Robinson	11-Robinson
1-22	@ Indiana	L	93-98	22-14	16,672	34-Robinson	25-Rodman
1-24	@ Chicago	W	104-102 (OT)	23-14	22,414	30-Robinson	23-Rodman
1-26	HOUSTON	W	103-100	24-14	33,360	26-Elliott	22-Rodman
1-28	DENVER	W	103-77	25-14	32,820	31-Elliott	17-Rodman
1-31	@ Sacramento	W	97-96	26-14	17,317	23-Robinson	19-Rodman
FEBRUARY RECORD:							
2-1	@ Portland	W	111-107	27-14	12,888	34-Robinson	19-Rodman
2-3	@ Dallas	W	114-103	28-14	17,502	20-Robinson	20-Rodman
2-4	SACRAMENTO	W	97-96	29-14	18,436	34-Robinson	22-Rodman
2-7	@ Seattle	W	106-103	30-14	15,803	31-Robinson	27-Rodman
2-8	@ LA Lakers	L	99-115	30-15	14,175	24-Person	10-Rodman
2-14	UTAH	W	112-96	31-15	18,490	29-Robinson	9-Robinson/Rodman
2-16	@ Utah	L	113-120	31-16	19,911	22-Elliott	20-Rodman
2-18	ATLANTA	W	111-97	32-16	33,072	31-Del Negro	18-Rodman
2-21	@ Houston	W	98-97	33-16	16,611	23-Del Negro	30-Rodman
2-22	PHOENIX	W	105-100	34-16	20,443	34-Robinson	24-Rodman
2-24	DETROIT	W	114-97	35-16	20,443	37-Robinson	21-Rodman
2-26	GOLDEN ST.	W	129-99	36-16	29,014	30-Robinson	22-Rodman
2-28	CLEVELAND	W	100-83	37-16	15,546	18-Robinson	21-Rodman
MARCH RECORD:							
3-3	ORLANDO	W	112-111	38-16	35,818	24-Robinson	20-Rodman
3-5	HOUSTON	W	124-103	39-16	35,818	31-Robinson	27-Rodman
3-7	INDIANA	L	100-117	39-17	17,665	28-Elliott	14-Rodman
3-9	@ Cleveland	W	100-98	40-17	20,562	26-Robinson	10-Rodman
3-10	@ Philadelphia	W	100-94	41-17	16,575	33-Robinson	22-Rodman
3-12	@ Orlando	L	104-110	41-18	16,010	34-Robinson	23-Rodman
3-14	MINNESOTA	W	115-100	42-18	19,031	24-Robinson	14-Rodman
3-16	PHILADELPHIA	W	112-86	43-18	17,660	26-Robinson	15-Cummings
3-18	DALLAS	W	116-106	44-18	35,888	36-Robinson	14-Rodman
3-20	SEATTLE	W	104-96	45-18	19,798	24-Robinson	11-Person/Reid
3-22	@ New Jersey	W	102-85	46-18	20,049	22-Robinson	9-Reid/Robinson
3-24	@ Minnesota	W	111-97	47-18	15,112	29-Robinson	13-Robinson
3-25	@ Milwaukee	W	113-105	48-18	16,633	27-Robinson	12-Robinson
3-27	@ Detroit	W	114-93	49-18	16,084	40-Robinson	12-Robinson
3-29	LA LAKERS	W	107-84	50-18	18,027	30-Robinson	16-Cummings/Robinson
3-31	MILWAUKEE	W	118-102	51-18	32,107	26-Robinson	10-Reid/Robinson
APRIL RECORD:							
4-2	PHOENIX	W	109-106	52-18	35,888	30-Elliott	14-Robinson
4-4	@ LA Clippers	W	113-89	53-18	10,856	27-Robinson	18-Robinson
4-6	@ Sacramento	W	96-94	54-18	17,317	29-Robinson	15-Cummings
4-8	@ Golden St.	W	112-99	55-18	15,025	36-Robinson	11-Cummings
4-9	@ LA Lakers	W	101-87	56-18	17,505	26-Robinson	18-Robinson
4-11	PORTLAND	L	71-91	56-19	19,011	21-Robinson	12-Robinson
4-12	@ Phoenix	L	111-115	56-20	19,023	25-Robinson	11-Cummings
4-14	SACRAMENTO	W	98-88	57-20	25,130	32-Robinson	16-Robinson
4-16	@ Denver	W	112-109 (OT)	58-20	17,171	42-Robinson	14-Robinson
4-18	DENVER	W	107-96	59-20	18,481	30-Robinson	13-Rodman
4-20	@ Dallas	W	112-111	60-20	17,502	36-Robinson	13-Robinson
4-21	LA CLIPPERS	W	107-96	61-20	25,501	21-Elliott	17-Rodman
4-23	@ Minnesota	W	97-91	62-20	18,872	20-Person	16-Rodman

1995-96 RECAP



Vinny Del Negro

RECORD

59-23 (33-8 home: 26-15 road)
First in Midwest Division

HONORS

David Robinson, IBM Award
David Robinson, All-NBA First Team
David Robinson, All-Defensive First Team
Sean Elliott, NBA All-Star
David Robinson, NBA All-Star

PLAYOFFS

Defeated Phoenix, First Round, 3-1
Lost to Utah,
Western Conference Semifinals, 4-2

SPURS LEADERS

Scoring: David Robinson 25.0 ppg
Rebounding: David Robinson 12.2 rpg
Assists: Avery Johnson 9.6 apg

Head Coach: Bob Hill
Assistants: Hank Egan, Dave Cowens
& Paul Pressey

1995-96 SEASON NOTES

- The 1996 All-Star Game was held in San Antonio ... the East beat the West 129-118 in front of 36,037 in the Dome ... Michael Jordan – in his first All-Star Game since 1993 – was the MVP, finishing with 20 points in 22 minutes ... for the Western squad David Robinson had 18 points and 11 rebounds in 23 minutes and Sean Elliott finished with 13 points in 22 minutes.
- The Spurs finished the month of March with a perfect 16-0 record, matching the '71-72 Lakers for the best month ever recorded in NBA history ... the Spurs perfect month was part of a franchise-record 17 game winning streak which went from 2/29-4/2.
- Avery Johnson and Vinny Del Negro finished with the best assist-to-turnover ratio among any starting backcourt in the NBA ... AJ and Vinny combined for a 3.74-to-1 assist-to-turnover ratio ... Johnson's personal assist-to-turnover ratio of 4.05-to-1 was the best among any starter in the league.
- David Robinson and Chuck Person both hit a pair of major milestones during the season ... on 3/14 vs. the Heat, Person connected on the 1,000th three-pointer of his career, becoming just the fourth player in history to hit the 1,000 mark ... then, on 4/15 at Portland, Robinson became just the 10th player in NBA history to record 2,000 career blocks.

1995-96 SPURS FINAL STATISTICS (59-23)

PLAYER	G	GS	MIN	3-POINT						REBOUNDING			SCORING							
				FG-FGA	PCT	FG-FGA	PCT	FT-FTA	PCT	OFF	DEF	TOT	AST	PF	DQ	STL	TO	BLK	PTS	AVG
Robinson	82	82	3019	711-1378	.516	3-9	.333	626-823	.761	319	681	1000	247	262	1	111	190	271	2051	25.0
Elliott	77	77	2901	525-1127	.466	161-392	.411	326-423	.771	69	327	396	211	178	1	69	198	33	1537	20.0
Del Negro	82	82	2766	478-962	.497	57-150	.380	178-214	.832	36	236	272	315	166	0	85	100	6	1191	14.5
Johnson	82	82	3084	438-887	.494	6-31	.194	189-262	.721	37	169	206	789	179	1	119	195	21	1071	13.1
Person	80	16	2131	307-705	.437	190-463	.410	67-104	.644	76	337	413	100	197	2	49	91	26	873	10.9
Smith	32	30	826	130-284	.458	0-0	.000	46-60	.767	74	128	202	36	100	1	32	45	29	306	9.6
Reid	32	5	643	72-164	.439	0-1	.000	64-87	.736	35	88	123	14	98	0	25	49	10	208	6.5
Perdue	80	22	1396	173-331	.523	0-1	.000	67-125	.536	175	310	485	33	183	0	28	86	75	413	5.2
Rivers	78	0	1235	108-290	.372	47-137	.343	48-64	.750	30	108	138	123	175	0	73	57	21	311	4.0
Lohaus	32	1	273	39-96	.406	27-65	.415	2-3	.667	5	28	33	17	34	0	2	9	7	107	3.3
Demps	16	0	87	19-33	.576	1-2	.500	14-17	.824	2	7	9	8	10	0	3	12	1	53	3.3
Williams	17	0	122	20-46	.435	0-1	.000	9-12	.750	11	12	23	4	17	0	4	13	2	49	2.9
Alexander	60	0	560	63-155	.406	26-66	.394	16-25	.640	9	33	42	121	94	0	27	68	2	168	2.8
Herrera	44	6	393	40-97	.412	0-1	.000	5-17	.294	30	51	81	16	61	0	9	29	8	85	1.9
Anderson	46	7	344	24-47	.511	0-1	.000	6-25	.240	29	71	100	10	66	0	9	22	24	54	1.2
SPURS	82			3148-6602	.477	518-1320	.392	1863-2261	.736	937	2586	3527	2044	1820	6	645	1195	536	8477	103.4
OPPONENTS	82			3017-6866	.439	441-1337	.330	1485-2034	.730	1109	2473	3582	1849	1972	19	604	1257	428	7960	97.1

59-23 (FIRST IN MIDWEST DIVISION)

DATE	OPPONENT	W-L	SCORE	REC.	ATT.	HI-SCORER	HI-REBOUNDER
NOVEMBER RECORD: 8-4 (HOME: 4-2, ROAD: 4-2)							
11-3	DALLAS	L	97-103	0-1	28,821	24-Elliott	10-Robinson
11-4	@ Denver	W	116-108	1-1	17,171	32-Elliott	15-Robinson
11-8	VANCOUVER	W	111-62	2-1	12,355	31-Robinson	11-Perdue
11-10	MILWAUKEE	W	104-90	3-1	14,353	22-Elliott	12-Robinson
11-12	@ Cleveland	W	84-81	4-1	15,137	18-Robinson	12-Robinson
11-14	@ Milwaukee	L	84-98	4-2	13,464	31-Elliott	15-Robinson
11-15	@ Minnesota	W	105-96	5-2	9,954	30-Robinson	12-Robinson
11-18	CHARLOTTE	W	109-107	6-2	15,750	27-Robinson	14-Robinson
11-22	CHICAGO	L	94-103	6-3	35,888	26-Robinson	15-Robinson
11-24	@ Seattle	L	100-112	6-4	17,072	32-Elliott	8-Robinson
11-25	@ L.A. Clippers	W	100-91	7-4	7,600	21-Del Negro	8-Elliott
11-29	L.A. CLIPPERS	W	105-86	8-4	13,206	33-Robinson	11-Robinson
DECEMBER RECORD: 11-4 (HOME: 7-1, ROAD: 4-3)							
12-2	PHOENIX	W	101-93	9-4	27,566	37-Robinson	15-Robinson
12-5	L.A. LAKERS	W	117-89	10-4	14,551	24-Robinson	8-Perdue
12-7	@ Atlanta	W	104-102	11-4	8,717	31-Robinson	17-Robinson
12-8	@ Chicago	L	87-106	11-5	23,802	30-Robinson	12-Robinson
12-10	@ New York	L	112-118 (2OT)	11-6	19,763	45-Robinson	16-Robinson
12-13	SEATTLE	L	83-88	11-7	13,645	23-Robinson	14-Perdue
12-14	@ Dallas	W	126-111	12-7	17,027	33-Robinson	15-Perdue
12-16	SACRAMENTO	W	122-106	13-7	15,675	31-Elliott	15-Perdue
12-19	PORTLAND	W	111-103	14-7	12,851	31-Robinson	10-Rivers
12-21	DENVER	W	114-96	15-7	14,663	25-Robinson	15-Robinson
12-23	HOUSTON	W	110-95	16-7	26,145	26-Elliott	16-Robinson
12-25	@ Phoenix	W	105-100	17-7	19,023	28-Elliott	10-Robinson
12-26	@ Sacramento	L	98-115	17-8	17,317	25-Robinson	14-Robinson
12-28	@ L.A. Lakers	W	107-99	18-8	17,505	29-Robinson	15-Perdue
12-30	MINNESOTA	W	122-84	19-8	17,049	33-Elliott	13-Person
JANUARY RECORD: 9-5 (HOME: 6-2, ROAD: 3-3)							
1-3	UTAH	W	111-97	20-8	23,883	31-Robinson	13-Robinson
1-5	INDIANA	L	92-105	20-9	27,513	28-Elliott	9-Robinson
1-9	@ Houston	W	88-82	21-9	16,285	20-Elliott	13-Robinson
1-10	CLEVELAND	W	92-86	22-9	12,150	26-Elliott	20-Robinson
1-12	@ Utah	W	101-94	23-9	19,911	28-Robinson	15-Robinson
1-13	ORLANDO	W	106-105	24-9	30,256	30-Del Negro	16-Robinson
1-16	BOSTON	W	121-97	25-9	15,599	27-Robinson	14-Person
1-18	@ Detroit	L	98-100	25-10	20,112	37-Robinson	14-Perdue
1-19	@ Minnesota	L	92-100	25-11	18,827	22-Lohaus	15-Robinson
1-21	@ Philadelphia	W	118-88	26-11	13,311	23-Robinson	8-Robinson
1-22	@ Miami	L	89-96	26-12	14,589	25-Elliott/Robinson	12-Perdue
1-24	DETROIT	L	84-85	26-13	13,609	19-Johnson	17-Perdue
1-26	PORTLAND	W	87-83	27-13	15,927	21-Person	21-Robinson
1-31	L.A. CLIPPERS	W	115-106	28-13	13,739	26-Johnson	10-Robinson
FEBRUARY RECORD: 9-5 (HOME: 4-1, ROAD: 5-4)							
2-2	MINNESOTA	W	101-90	29-13	14,236	21-Robinson	10-Robinson
2-4	@ Orlando	L	109-122 (OT)	29-14	17,248	36-Robinson	11-Robinson
2-6	@ Charlotte	W	109-102	30-14	24,042	23-Elliott/Robinson	15-Robinson
2-7	@ Boston	W	99-114	31-14	18,624	26-Elliott	19-Robinson
2-13	UTAH	L	111-114 (OT)	31-15	15,150	29-Elliott	17-Robinson
2-15	@ Houston	L	108-112	31-16	16,285	31-Del Negro	13-Robinson
2-16	GOLDEN STATE	W	113-95	32-16	16,673	20-Del Negro	18-Robinson
2-18	HOUSTON	W	93-79	33-16	34,215	25-Robinson	12-Robinson
2-20	@ Portland	W	108-105	34-16	20,640	39-Robinson	9-Robinson
2-21	@ Golden State	L	92-95	34-17	15,025	20-Robinson	13-Robinson
2-23	@ Sacramento	W	112-105	35-17	17,317	34-Robinson	14-Robinson
2-25	@ Vancouver	W	95-84	36-17	16,598	29-Elliott	12-Person
2-27	@ L.A. Clippers	L	90-95	36-18	14,555	28-Robinson	12-Smith
2-29	TORONTO	W	120-95	37-18	18,083	24-Del Negro	8-Perdue
MARCH RECORD: 16-0 (HOME: 8-0, ROAD: 8-0)							
3-2	PHILADELPHIA	W	115-101	38-18	29,319	33-Elliott	10-Perdue
3-4	@ Denver	W	101-90	39-18	15,734	28-Robinson	13-Robinson
3-6	DENVER	W	100-90	40-18	14,008	29-Del Negro	10-Perdue
3-8	NEW JERSEY	W	115-100	41-18	16,844	44-Robinson	14-Smith
3-10	@ Seattle	W	106-105	42-18	17,072	36-Robinson	13-Robinson
3-12	@ Golden State	W	106-98	43-18	15,025	28-Robinson	11-Robinson
3-14	MIAMI	W	120-100	44-18	19,595	28-Robinson	18-Robinson
3-16	ATLANTA	W	119-92	45-18	29,262	24-Elliott	14-Robinson
3-18	GOLDEN STATE	W	104-98	46-18	15,581	32-Robinson	14-Robinson
3-20	@ Washington	W	112-101	47-18	15,123	33-Robinson	12-Perdue
3-22	@ Toronto	W	120-108	48-18	25,964	24-Elliott/Robinson	9-Robinson
3-24	@ Indiana	W	100-88	49-18	16,734	22-Robinson	13-Robinson
3-25	@ New Jersey	W	95-88	50-18	16,037	35-Elliott	17-Robinson
3-27	NEW YORK	W	90-84	51-18	18,291	21-Robinson	13-Robinson
3-29	@ Dallas	W	119-104	52-18	17,502	31-Robinson	15-Robinson
3-31	PHOENIX	W	97-83	53-18	32,272	22-Robinson	13-Robinson
APRIL RECORD: 6-5 (HOME: 4-2, ROAD: 2-3)							
4-2	@ Phoenix	L	104-111	53-19	19,023	28-Robinson	11-Robinson
4-3	SACRAMENTO	W	117-96	54-19	13,910	25-Del Negro	9-Robinson
4-5	WASHINGTON	L	84-104	54-20	19,452	24-Robinson	18-Robinson
4-7	@ L.A. Lakers	L	97-107	54-21	17,130	40-Robinson	11-Robinson
4-8	@ Utah	W	92-91	55-21	19,911	21-Elliott	12-Robinson
4-10	VANCOUVER	W	105-82	56-21	17,269	15-Person	11-Robinson
4-13	SEATTLE	W	84-81	57-21	31,710	24-Robinson	16-Robinson
4-15	@ Portland	L	97-121	57-22	21,401	25-Robinson	13-Robinson
4-16	@ Vancouver	W	95-86	58-22	16,127	23-Elliott	5-Del Negro/Robinson
4-18	L.A. LAKERS	W	103-100	59-22	22,184	29-Robinson	17-Person
4-21	DALLAS	L	98-103	59-23	18,174	32-Robinson	13-Robinson

1996-97 RECAP



Will Perdue

RECORD

20-62 (12-29 home: 8-33 road)
Sixth in Midwest Division

HONORS

None

PLAYOFFS

None

SPURS LEADERS

Scoring: Dominique Wilkins 18.2 ppg

Rebounding: Will Perdue 9.8 rpg

Assists: Avery Johnson 6.8 apg

Head Coach: Bob Hill/Gregg Popovich

Assistants: Hank Egan, Paul Pressey

& Mike Budenholzer

1996-97 SEASON NOTES

- Injuries were the big story for the Spurs all season, as 11 different players missed games due to injury ... Chuck Person (82), David Robinson (76), Charles Smith (63), Sean Elliott (43), Dominique Wilkins (19), Will Perdue (17), Monty Williams (16), Vinny Del Negro (10), Vernon Maxwell (10), Avery Johnson (6) and Carl Herrera (5) combined to miss a total of 347 games due to injuries ... a total of 20 players suited up for the Spurs and the team used 24 different starting lineups.
- The Spurs were 3-15 when Gregg Popovich replaced Bob Hill as head coach on 12/10/96 ... the Spurs finished the season with a 20-62 mark, the worst record in franchise history ... for just the fourth time in their NBA history, the Spurs failed to qualify for the playoffs.
- One of the bright spots was the play of 37-year-old forward Dominique Wilkins ... signed as a free agent before the start of the season, Wilkins averaged 18.2 points and 6.4 rebounds in 30.9 minutes in 63 games ... he finished the season with 26,534 career points, which placed him in seventh place on the NBA's all-time scoring list.


1996-97 SPURS FINAL STATISTICS (20-62)

				3-POINT								REBOUNDING										SCORING	
PLAYER	G	GS	MIN	FG-FGA	PCT	FG-FGA	PCT	FT-FTA	PCT	OFF	DEF	TOT	AST	PF	DQ	STL	TO	BLK	PTS	AVG			
Wilkins	63	26	1945	397-953	.417	70-239	.293	281-350	.803	169	233	402	119	100	0	39	135	31	1145	18.2			
Robinson	6	6	147	36-72	.500	0-0	.000	34-52	.654	19	32	51	8	9	0	6	8	6	106	17.7			
Elliott	39	39	1393	196-464	.422	42-126	.333	148-196	.755	48	142	190	124	105	1	24	89	24	582	14.9			
Maxwell	72	31	2068	340-906	.375	115-372	.309	134-180	.744	27	132	159	153	168	1	87	121	19	929	12.9			
Del Negro	72	53	2243	365-781	.467	44-140	.314	112-129	.868	39	171	210	231	131	0	59	92	7	886	12.3			
Johnson	76	76	2472	327-685	.477	6-26	.231	140-203	.690	32	115	147	513	158	1	96	146	15	800	10.5			
Williams	65	26	1345	234-460	.509	0-1	.000	120-186	.645	98	108	206	91	161	1	55	116	52	588	9.0			
Perdue	65	34	1918	233-410	.568	0-0	.000	99-171	.579	251	387	638	38	184	2	32	87	102	565	8.7			
Herrera	75	58	1837	257-593	.433	2-6	.333	81-118	.686	118	222	340	50	217	3	62	95	53	597	8.0			
Alexander	80	6	1454	194-490	.396	94-252	.373	95-129	.736	29	94	123	254	148	0	82	146	16	577	7.2			
Smith	19	7	329	34-84	.405	0-1	.000	20-26	.769	18	47	65	14	44	0	13	22	22	88	4.6			
Nickerson	3	0	36	3-9	.333	0-1	.000	7-7	1.000	1	3	4	1	1	0	0	0	1	13	4.3			
Hancock	1	0	8	1-2	.500	0-0	.000	2-2	1.000	0	0	0	1	2	0	0	0	0	4	4.0			
Anderson	82	48	1659	130-262	.496	0-1	.000	62-93	.667	157	291	448	34	225	2	63	73	67	322	3.9			
Howard	7	0	69	7-12	.583	0-0	.000	12-14	.857	4	5	9	1	7	0	8	5	2	26	3.7			
Felck	38	0	614	54-153	.353	4-13	.308	34-65	.523	81	130	211	26	75	0	16	31	13	146	3.8			
Gray	3	0	24	5-15	.333	0-0	.000	0-1	.000	3	2	5	0	8	0	1	5	0	10	3.3			
Sasser	6	0	62	8-19	.421	1-2	.500	0-0	.000	0	7	7	1	11	0	2	2	0	17	2.8			
Courtney	5	0	48	5-16	.313	0-0	.000	3-5	.600	4	3	7	0	6	0	0	2	0	13	2.6			
Kempton	10	0	59	1-5	.200	0-0	.000	2-2	1.000	3	5	8	2	4	0	1	7	1	4	0.4			
SPURS	82			2827-6391	.442	378-1180	.320	1386-1929	.719	1101	2129	3230	1661	1764	11	646	1243	431	7418	90.5			
OPPONENTS	82			3002-6379	.471	552-1425	.387	1508-2042	.738	1048	2302	3350	1955	1646	4	664	1180	448	8064	98.3			

20-62 (SIXTH IN MIDWEST DIVISION)

DATE	OPPONENT	W-L	SCORE	REC.	ATT.	HI-SCORER	HI-REBOUNDER
NOVEMBER RECORD: 2-13 (HOME: 1-7, ROAD: 1-6)							
11-1	@ Minnesota	L	78-82	0-1	18,109	18-Wilkins	8-Elliott/Wilkins
11-3	DENVER	L	79-88	0-2	20,791	17-Elliott	10-Smith
11-5	@ Cleveland	W	74-68	1-2	15,587	17-Elliott	13-Anderson
11-6	@ Washington	L	86-96	1-3	17,110	18-Elliott	11-Anderson
11-8	SEATTLE	L	75-87	1-4	15,027	15-Elliott/Johnson	11-Elliott
11-10	@ Portland	L	81-94	1-5	20,112	18-Wilkins	11-Wilkins
11-13	L.A. LAKERS	W	95-83	2-5	26,002	28-Wilkins	11-Wilkins
11-15	INDIANA	L	78-93	2-6	14,395	19-Wilkins	16-Wilkins
11-17	GOLDEN STATE	L	92-102	2-7	13,334	17-Johnson/Maxwell	7-Herrera/Perdue/Wilkins
11-20	L.A. CLIPPERS	L	81-93	2-8	13,386	24-Wilkins	14-Perdue
11-22	@ L.A. Lakers	L	86-96	2-9	17,505	19-Wilkins	13-Wilkins
11-24	@ Vancouver	L	91-96	2-10	15,874	26-Wilkins	11-Wilkins
11-26	@ Dallas	L	101-105	2-11	14,567	32-Wilkins	8-Perdue/Williams
11-27	PORTLAND	L	109-120	2-12	13,797	33-Wilkins	11-Wilkins
11-30	CHICAGO	L	88-97	2-13	37,058	25-Wilkins	23-Perdue
DECEMBER RECORD: 5-7 (HOME: 3-2, ROAD: 2-5)							
12-4	PHILADELPHIA	W	113-103	3-13	12,968	24-Johnson/Wilkins	10-Wilkins
12-6	VANCOUVER	L	89-105	3-14	13,646	24-Wilkins	11-Perdue
12-8	@ Golden State	L	88-114	3-15	13,057	15-Wilkins/Perdue	6-Anderson/Perdue
12-10	@ Phoenix	L	76-93	3-16	19,023	17-Wilkins	9-Robinson
12-12	@ L.A. Clippers	L	94-97	3-17	11,349	20-Robinson	7-Robinson
12-14	DALLAS	W	106-105	4-17	16,548	27-Robinson	10-Robinson
12-19	@ Houston	W	115-101	5-17	16,285	24-Wilkins	9-Robinson
12-21	PHOENIX	W	101-88	6-17	16,053	29-Elliott	12-Perdue
12-23	MIAMI	L	79-90	6-18	24,702	18-Elliott/Robinson	7-Elliott/Perdue
12-26	@ Seattle	L	86-94	6-19	17,072	17-Elliott/Wilkins	7-Wilkins
12-29	@ Portland	L	86-110	6-20	20,049	16-Wilkins	8-Perdue
12-30	@ Vancouver	W	95-88	7-20	15,749	23-Maxwell/Johnson	13-Perdue
JANUARY RECORD: 4-11 (HOME: 3-5, ROAD: 1-6)							
1-2	UTAH	W	83-80	8-20	15,220	22-Johnson	12-Perdue
1-3	@ Denver	W	93-91	9-20	10,504	24-Maxwell	16-Perdue
1-5	L.A. CLIPPERS	L	84-93	9-21	12,891	23-Maxwell	10-Herrera
1-7	@ New Jersey	L	74-90	9-22	13,860	16-Johnson/Williams	9-Perdue
1-8	@ Boston	L	83-107	9-23	14,490	14-Johnson/Williams	14-Perdue
1-10	@ Detroit	L	78-84	9-24	19,733	21-Maxwell	12-Perdue
1-11	@ Atlanta	L	82-87 (OT)	9-25	15,877	21-Johnson	17-Perdue
1-15	NEW YORK	L	77-94	9-26	14,541	22-Maxwell	13-Perdue
1-17	SACRAMENTO	W	96-76	10-26	13,938	19-Elliott	11-Perdue
1-20	@ Minnesota	L	83-96	10-27	17,113	22-Del Negro	13-Perdue
1-22	NEW JERSEY	L	95-103	10-28	12,802	20-Maxwell/Wilkins	9-Elliott
1-24	DALLAS	W	97-87	11-28	13,695	24-Wilkins	12-Perdue
1-26	@ Milwaukee	L	76-94	11-29	13,179	22-Herrera	11-Herrera
1-29	L.A. LAKERS	L	92-99	11-30	25,570	28-Wilkins	12-Wilkins
1-31	MINNESOTA	L	95-97	11-31	13,564	27-Maxwell/Wilkins	9-Anderson
FEBRUARY RECORD: 2-12 (HOME: 1-7, ROAD: 1-5)							
2-3	SACRAMENTO	L	79-85	11-32	12,764	15-Maxwell	12-Anderson
2-5	@ Philadelphia	L	97-113	11-33	13,845	19-Maxwell	12-Feick
2-6	@ New York	L	84-96	11-34	19,763	19-Wilkins	12-Anderson
2-11	@ Dallas	W	111-97	12-34	13,172	34-Maxwell	16-Perdue
2-12	VANCOUVER	L	101-106	12-35	12,463	19-Maxwell	10-Herrera
2-14	GOLDEN STATE	L	94-108	12-36	14,501	22-Wilkins	17-Anderson
2-15	ATLANTA	L	89-109	12-37	26,809	24-Maxwell	13-Anderson
2-18	@ Utah	L	105-113	12-38	19,911	32-Wilkins	12-Wilkins
2-19	TORONTO	L	92-125	12-39	13,179	17-Herrera/Wilkins	10-Perdue
2-21	MILWAUKEE	W	98-93	13-39	13,829	24-Herrera	8-Wilkins/Perdue
2-23	@ Houston	L	85-95	13-40	16,285	28-Wilkins	14-Perdue
2-24	CHARLOTTE	L	84-96	13-41	13,092	24-Del Negro	13-Perdue
2-26	MINNESOTA	L	89-108	13-42	14,153	20-Wilkins	17-Perdue
2-28	@ Orlando	L	73-94	13-43	17,248	19-Wilkins	8-Feick
MARCH RECORD: 5-10 (HOME: 3-3, ROAD: 2-7)							
3-2	@ Miami	L	72-79	13-44	15,200	28-Williams	12-Herrera
3-4	@ Charlotte	L	98-105	13-45	24,042	21-Herrera	7-Perdue
3-5	@ Chicago	L	69-111	13-46	23,841	19-Williams	15-Feick
3-7	@ Toronto	W	106-103	14-46	16,178	34-Maxwell	10-Anderson
3-8	@ Indiana	W	102-98	15-46	16,621	26-Johnson	11-Anderson
3-11	HOUSTON	L	79-103	15-47	27,855	19-Williams	7-Feick
3-14	BOSTON	W	103-92	16-47	16,618	22-Alexander/Wilkins	9-Herrera/Perdue
3-15	@ Denver	L	105-121	16-48	11,051	20-Wilkins	9-Anderson
3-17	WASHINGTON	L	85-109	16-49	16,178	24-Alexander	7-Perdue
3-20	@ Phoenix	L	106-113	16-50	19,023	26-Alexander/Maxwell	14-Perdue
3-21	@ Sacramento	L	110-114 (OT)	16-51	17,317	31-Wilkins	7-Feick/Perdue
3-23	@ L.A. Clippers	L	91-106	16-52	13,423	17-Del Negro/Williams	12-Perdue
3-25	CLEVELAND	W	64-59	17-52	18,631	10-Maxwell/Johnson	14-Perdue
3-27	ORLANDO	W	97-93	18-52	16,792	20-Williams	7-Herrera
3-29	UTAH	L	102-115	18-53	25,705	26-Wilkins	11-Perdue
APRIL RECORD: 2-9 (HOME: 1-5, ROAD: 1-4)							
4-2	DETROIT	L	92-99	18-54	14,489	22-Herrera	16-Perdue
4-4	@ L.A. Lakers	W	94-83	19-54	17,505	28-Wilkins	7-Perdue/Wilkins
4-5	@ Golden State	L	103-120	19-55	13,948	25-Wilkins	7-Anderson
4-7	@ Utah	L	93-116	19-56	19,911	24-Alexander	10-Feick
4-8	DENVER	W	96-90	20-56	13,484	30-Williams	16-Anderson
4-10	PORTLAND	L	81-98	20-57	13,813	13-Feick/Perdue	13-Perdue
4-12	SEATTLE	L	91-96	20-58	21,206	17-Maxwell/Johnson	12-Feick/Perdue
4-14	@ Sacramento	L	106-120	20-59	17,317	29-Del Negro	18-Perdue
4-15	@ Seattle	L	88-108	20-60	17,072	17-Johnson	8-Perdue
4-18	PHOENIX	L	95-106	20-61	17,599	16-Perdue	12-Perdue
4-20	HOUSTON	L	99-103	20-62	23,553	19-Herrera	14-Herrera

1997-98 RECAP



Tim Duncan

RECORD

56-26 (31-10 home: 25-16 road)
Second in Midwest Division

HONORS

Avery Johnson, NBA Sportsmanship Award
Tim Duncan, NBA Rookie of the Year
Tim Duncan, All-NBA First Team
David Robinson, All-NBA Second Team
Tim Duncan, All-Defensive Second Team
David Robinson, All-Defensive Second Team
Tim Duncan, NBA All-Star
David Robinson, NBA All-Star

PLAYOFFS

Defeated Phoenix, First Round, 3-1
Lost to Utah,
Western Conference Semifinals, 4-1

SPURS LEADERS

Scoring: David Robinson 21.6 ppg
Rebounding: Tim Duncan 11.9 rpg
Assists: Avery Johnson 7.9 apg

Head Coach: Gregg Popovich
Assistants: Hank Egan, Paul Pressey
& Mike Budenholzer

1997-98 SEASON NOTES

- The Spurs set an NBA record for the largest single season turnaround, posting a 56-26 mark - a 36 game improvement over their 20-62 record during the 1996-97 season ... the Spurs broke the old NBA record for a single season turnaround of 35 games, a mark set by the Spurs during the 1989-90 season.
- Tim Duncan enjoyed an impressive rookie season, averaging 21.1 points, 11.9 rebounds and 2.51 blocks per game ... he was the NBA Rookie of the Year, after being named the NBA Rookie of the Month all six months ... in addition, he earned a spot on the All-NBA First Team and the All-Defensive Second Team.
- After appearing in just six games during the 1996-97 season due to injuries, David Robinson returned to All-Star form during the 1997-98 campaign ... he appeared in 73 games, averaging 21.6 points, 10.6 rebounds and 2.63 blocks per contest ... Robinson joined Tim Duncan as a member of the 1998 NBA All-Star team ... in addition, he was named to the All-NBA Second Team and the All-Defensive Second Team.
- Tim Duncan and David Robinson became just the eighth set of teammates in NBA history to both average 20-plus points and 10-plus rebounds ... since 1970 the feat has been accomplished just four times ... in addition to Duncan and Robinson, other 20-point, 10-rebound teammates since that time have been Ralph Sampson and Hakeem Olajuwon (Houston in '84-'85), Charles Barkley and Moses Malone (Philadelphia in '85-'86) and Alonzo Mourning and Larry Johnson (Charlotte in '92-'93).

1997-98 SPURS FINAL STATISTICS (56-26)

PLAYER	G	GS	MIN	3-POINT					REBOUNDING			SCORING								
				FG-FGA	PCT	FG-FGA	PCT	FT-FTA	PCT	OFF	DEF	TOT	AST	PF	DQ	STL	TO	BLK	PTS	AVG
Robinson	73	73	2457	544-1065	.511	1-4	.250	485-660	.735	239	536	775	199	204	2	64	202	192	1574	21.6
Duncan	82	82	3204	706-1287	.549	0-10	.000	319-482	.662	274	703	977	224	254	1	55	279	206	1731	21.1
Johnson	75	73	2674	321-671	.478	2-13	.154	122-168	.726	30	120	150	591	140	0	84	165	18	766	10.2
Del Negro	54	38	1721	211-479	.441	17-39	.436	74-93	.796	13	139	152	183	113	0	39	53	6	513	9.5
Elliott	36	36	1012	122-303	.403	34-90	.378	56-78	.718	16	108	124	62	92	1	24	57	14	334	9.3
Jackson	82	45	2226	258-654	.394	112-297	.377	94-118	.797	55	155	210	156	222	3	60	104	8	722	8.8
Person	61	11	1455	143-398	.359	95-276	.344	28-37	.757	17	187	204	86	121	1	29	67	10	409	6.7
Williams	72	16	1314	165-368	.448	1-2	.500	122-182	.670	67	112	179	89	133	1	34	82	24	453	6.3
Perdue	79	30	1491	162-295	.549	0-1	.000	70-133	.526	177	358	535	57	137	0	22	81	50	394	5.0
Alexander	37	3	501	60-145	.414	20-64	.313	25-37	.676	7	40	47	71	53	2	25	47	5	165	4.5
Rose	53	0	429	59-136	.434	1-3	.333	39-61	.639	40	50	90	19	79	1	21	44	7	158	3.0
Herrera	58	1	516	76-175	.434	0-1	.000	18-44	.409	24	67	91	22	71	1	19	38	12	170	2.9
Geary	62	2	685	56-169	.331	12-40	.300	28-56	.500	19	48	67	74	95	0	37	42	12	152	2.5
Lohaus	9	0	102	7-21	.333	4-14	.286	1-3	.333	3	9	12	5	10	0	1	3	2	19	2.1
Burton	13	0	43	8-21	.381	3-9	.333	8-12	.667	3	6	9	1	7	0	2	1	2	27	2.1
SPURS	82	19830		2898-6187	.468	302-863	.350	1489-2164	.688	984	2638	3622	1839	1731	13	516	1318	568	7587	92.5
OPPONENTS	82	19830		2737-6656	.411	338-1029	.328	1448-1956	.740	1017	2236	3253	1556	1845	20	730	1045	378	7260	88.5

56-26 (SECOND IN MIDWEST DIVISION)

DATE	OPPONENT	W-L	SCORE	REC.	ATT.	HI-SCORER	HI-REBOUNDER
OCTOBER RECORD: 1-0 (HOME: 0-0, ROAD: 1-0)							
10-31	@Denver	W	107-96	1-0	15,031	21-Robinson	13-Robinson
NOVEMBER RECORD: 8-7 (HOME: 5-3, ROAD: 3-4)							
11-1	CLEVELAND	W	83-80	2-0	24,793	22-Robinson	9-Robinson
11-3	@Chicago	L	83-87 (2OT)	2-1	23,868	21-Robinson	22-Duncan
11-5	VANCOUVER	W	87-79	3-1	14,523	22-Robinson	17-Robinson
11-8	UTAH	W	87-80	4-1	19,100	28-Robinson	13-Duncan
11-10	@Toronto	W	100-98	5-1	18,174	32-Robinson	8-Duncan
11-11	@Minnesota	W	93-92	6-1	14,593	36-Robinson	16-Robinson
11-13	L.A. LAKERS	L	100-109 (OT)	6-2	20,557	27-Robinson	14-Robinson
11-15	MINNESOTA	L	94-105	6-3	17,410	29-Robinson	18-Robinson
11-19	GOLDEN STATE	W	108-87	7-3	15,326	21-Robinson	11-Robinson
11-21	@Seattle	L	74-94	7-4	17,072	13-Williams	15-Perdue
11-22	@Utah	L	74-103	7-5	19,911	22-Robinson	11-Robinson
11-25	@Dallas	W	102-91	8-5	11,557	22-Robinson	11-Robinson
11-26	WASHINGTON	L	94-98	8-6	14,436	34-Robinson	14-Duncan
11-29	DALLAS	W	96-87	9-6	16,270	18-Robinson	14-Duncan
11-30	@Atlanta	L	96-108	9-7	15,294	23-Robinson	8-Duncan
DECEMBER RECORD: 9-4 (HOME: 7-0, ROAD: 2-4)							
12-2	NEW YORK	W	90-84	10-7	14,967	23-Duncan/Robinson	14-Robinson
12-4	@L.A. Clippers	L	96-100 (OT)	10-8	5,302	25-Robinson	16-Duncan
12-5	@L.A. Lakers	L	88-98	10-9	17,505	19-Robinson	10-Robinson
12-9	@Houston	L	78-108	10-10	16,285	14-Robinson	9-Duncan
12-10	L.A. CLIPPERS	W	102-87	11-10	14,982	30-Robinson	12-Duncan
12-13	ORLANDO	W	107-78	12-10	17,859	32-Duncan	11-Duncan
12-16	@Denver	W	94-85	13-10	10,916	22-Robinson	14-Robinson
12-17	VANCOUVER	W	98-87	14-10	13,576	33-Robinson	13-Duncan
12-20	HOUSTON	W	100-87	15-10	31,282	21-Johnson	10-Duncan
12-23	INDIANA	W	91-79	16-10	15,690	39-Robinson	17-Duncan
12-26	BOSTON	W	101-86	17-10	20,189	34-Robinson	15-Duncan
12-28	@Portland	L	79-82	17-11	21,538	17-Jackson	17-Robinson
12-30	@Vancouver	W	124-115	18-11	15,872	32-Person	10-Robinson
JANUARY RECORD: 14-3 (HOME: 7-0, ROAD: 7-3)							
1-2	PORTLAND	W	85-69	19-11	19,105	22-Robinson	16-Duncan
1-3	@Miami	W	84-77	20-11	15,200	27-Robinson	12-Robinson
1-5	@Orlando	W	74-69	21-11	17,248	20-Duncan	11-Duncan/Robinson
1-7	DENVER	W	96-69	22-11	15,200	22-Robinson	9-Duncan
1-9	@Phoenix	L	79-100	22-12	19,023	16-Person	16-Robinson
1-10	SACRAMENTO	W	109-67	23-12	17,720	28-Duncan	16-Duncan
1-13	@Boston	W	97-88	24-12	18,624	36-Robinson	11-Robinson
1-14	@Washington	W	89-79	25-12	20,674	28-Duncan	17-Duncan
1-16	@Charlotte	W	76-71	26-12	24,042	21-Duncan	13-Duncan
1-18	@Milwaukee	W	98-92 (OT)	27-12	17,045	30-Robinson	15-Robinson
1-19	@New Jersey	L	84-95	27-13	16,565	24-Duncan	17-Duncan
1-21	ATLANTA	W	90-76	28-13	15,853	23-Duncan	14-Perdue
1-23	DALLAS	W	81-75	29-13	15,465	17-Robinson	14-Perdue
1-24	@Houston	L	87-112	29-14	16,285	16-Robinson	9-Perdue
1-26	HOUSTON	W	115-90	30-14	21,604	34-Robinson	14-Perdue
1-28	L.A. CLIPPERS	W	109-86	31-14	14,643	31-Robinson	16-Perdue
1-30	@L.A. Clippers	W	97-87	32-14	15,683	28-Robinson	13-Robinson
FEBRUARY RECORD: 7-4 (HOME: 4-3, ROAD: 3-1)							
2-1	@Sacramento	W	103-97	33-14	17,053	33-Robinson	18-Robinson
2-3	@Golden State	W	105-96	34-14	9,892	34-Duncan	17-Duncan
2-11	SEATTLE	L	105-106	34-15	17,405	26-Duncan	10-Robinson
2-14	PHOENIX	L	81-94	34-16	20,557	30-Duncan	14-Perdue
2-17	DETROIT	W	95-94	35-16	14,474	28-Duncan	11-Duncan
2-19	@Dallas	W	87-81	36-16	12,378	26-Duncan	16-Duncan
2-21	UTAH	L	77-79	36-17	26,572	29-Duncan	15-Duncan
2-22	@Phoenix	L	79-97	36-18	19,023	17-Duncan	19-Perdue
2-24	MINNESOTA	W	105-99	37-18	14,422	28-Duncan	17-Duncan
2-26	TORONTO	W	97-86	38-18	13,978	24-Duncan	13-Perdue
2-28	PHILADELPHIA	W	100-88	39-18	29,748	27-Duncan	17-Duncan
MARCH RECORD: 11-5 (HOME: 4-2, ROAD: 7-3)							
3-2	@Sacramento	W	116-95	40-18	14,108	29-Duncan	17-Duncan
3-4	@Golden State	L	83-90	40-19	10,812	35-Duncan	17-Duncan
3-6	@L.A. Lakers	L	84-91	40-20	17,505	23-Robinson	10-Robinson
3-8	@Portland	W	82-78	41-20	21,116	25-Duncan	13-Duncan
3-10	NEW JERSEY	W	79-78	42-20	15,204	19-Robinson	16-Robinson
3-12	SACRAMENTO	W	97-86	43-20	14,679	29-Robinson	11-Robinson
3-14	CHICAGO	L	86-96	43-21	37,492	35-Robinson	12-Duncan
3-16	MILWAUKEE	W	95-85	44-21	19,543	25-Duncan	17-Duncan
3-18	@Minnesota	W	92-76	45-21	19,297	22-Johnson	17-Duncan
3-20	CHARLOTTE	L	82-92	45-22	19,752	25-Duncan	12-Duncan
3-22	PHOENIX	W	93-83	46-22	27,646	26-Duncan	21-Duncan
3-24	@Cleveland	W	86-85	47-22	17,813	27-Robinson	10-Duncan
3-25	@Detroit	L	94-103	47-23	18,862	29-Robinson	12-Duncan
3-27	@Philadelphia	W	110-85	48-23	18,119	32-Duncan	8-Duncan
3-29	@Indiana	W	74-55	49-23	16,669	24-Duncan	13-Perdue
3-31	@New York	W	95-78	50-23	19,763	25-Duncan	10-Duncan
APRIL RECORD: 6-3 (HOME: 4-2, ROAD: 2-1)							
4-2	MIAMI	W	103-89	51-23	14,833	22-Duncan	14-Duncan
4-4	GOLDEN STATE	W	88-80 (OT)	52-23	18,887	24-Robinson	18-Robinson
4-6	PORTLAND	L	75-79	52-24	15,079	24-Duncan	18-Robinson
4-8	@Utah	L	88-98	52-25	19,911	34-Duncan	7-Duncan
4-10	SEATTLE	W	99-84	53-25	26,939	31-Jackson	17-Duncan
4-13	L.A. LAKERS	L	75-99	53-26	26,783	26-Duncan	16-Duncan
4-16	@Vancouver	W	110-97	54-26	17,485	32-Duncan	10-Duncan/Perdue
4-17	@Seattle	W	89-87	55-26	17,072	31-Duncan	8-Duncan/Robinson
4-19	DENVER	W	96-82	56-26	18,912	25-Duncan	17-Perdue

1998-99 RECAP



Mario Elie

RECORD

37-13 (21-4 home: 16-9 road)
First in Midwest Division

HONORS

Tim Duncan, All-NBA First Team
Tim Duncan, All-Defensive First Team
Tim Duncan, 1999 NBA Finals MVP

PLAYOFFS

Defeated Minnesota, First Round, 3-1
Defeated Los Angeles
Western Conference Semifinals, 4-0
Defeated Portland,
Western Conference Finals, 4-0
Defeated New York, NBA Finals, 4-1

SPURS LEADERS

Scoring: Tim Duncan 21.7 ppg
Rebounding: Tim Duncan 11.4 rpg
Assists: Avery Johnson 7.4 apg
Head Coach: Gregg Popovich
Assistants: Hank Egan, Paul Pressey
& Mike Budenholzer

1998-99 SEASON NOTES

- The Spurs defeated the Knicks 4-1 in the 1999 Finals to claim the first NBA Championship in the team's 26-year history ... the Spurs rolled through the playoffs with a 15-2 mark, the second highest winning percentage in NBA history ... at one point the Spurs recorded 12 straight wins, setting an NBA record for the most consecutive victories in a single postseason ... Tim Duncan was the Finals MVP, averaging 27.4 points and 14.0 rebounds in 45.8 minutes in the five-game series ... the Spurs became the first former ABA team to advance to the NBA Finals and are just the ninth team in NBA history to win the title in their first appearance in the Finals ... the Spurs clinched their title on June 25 in Madison Square Garden when Avery Johnson hit an 18-foot jumper from the corner with 47.0 seconds left ... the basket gave the Spurs a 78-77 lead and was the final point scored in the game.
- After the NBA lifted its lockout in early January, the league played a shortened 50-game schedule ... after starting the season with a 6-8 record, the Spurs were 31-5 (.861) over their final 36 games to finish with a 37-13 mark, the best record in the NBA ... during their 31-5 run the Spurs were 17-1 in the Alamodome ... in the middle of the run Tim Duncan was named the NBA Player of the Month in March and Gregg Popovich was named the NBA Coach of the Month in April.
- For the second consecutive season the Spurs set an NBA record for the lowest opponent field goal percentage ... for the season opponents shot a mere .402 (1,631-4,061) from the floor vs. the Spurs ... the Spurs broke their own record, which they set during the 1997-98 season, holding opponents to a .411 mark from the field.


1998-99 SPURS FINAL STATISTICS (37-13)

PLAYER	G	GS	MIN	3-POINT						REBOUNDING			SCORING							
				FG-FGA	PCT	FG-FGA	PCT	FT-FTA	PCT	OFF	DEF	TOT	AST	PF	DQ	STL	TO	BLK	PTS	AVG
Duncan	50	50	1963	418-845	.495	1-7	.143	247-358	.690	159	412	571	121	147	2	45	146	126	1084	21.7
Robinson	49	49	1554	268-527	.509	0-1	.000	239-363	.658	148	344	492	103	143	0	69	108	119	775	15.8
Elliott	50	50	1509	208-507	.410	39-119	.328	106-140	.757	35	178	213	117	104	1	26	71	17	561	11.2
Johnson	50	50	1672	218-461	.473	1-12	.083	50-88	.568	22	96	118	369	101	0	51	112	11	487	9.7
Elie	47	37	1291	156-331	.471	40-107	.374	103-119	.866	36	101	137	89	91	0	46	61	12	455	9.7
Jackson	47	13	861	108-284	.380	53-147	.361	32-39	.821	21	78	99	49	63	0	41	37	9	301	6.4
Rose	47	0	608	93-201	.463	0-1	.000	98-146	.671	90	92	182	29	120	0	40	56	22	284	6.0
Daniels	47	0	614	83-183	.454	5-17	.294	49-65	.754	13	41	54	106	39	0	30	44	6	220	4.7
Kerr	44	0	734	68-174	.391	25-80	.313	31-35	.886	6	38	44	49	28	0	23	22	3	192	4.4
Kersey	45	0	699	68-200	.340	3-14	.214	6-14	.429	42	88	130	41	92	1	37	30	14	145	3.2
Perdue	37	1	445	38-60	.633	0-0	---	14-26	.538	33	105	138	18	63	0	9	22	10	90	2.4
Kling	19	0	63	6-14	.429	0-0	---	11-18	.611	6	8	14	4	12	0	2	4	1	23	1.2
Gaze	19	0	58	8-25	.320	5-16	.313	0-0	---	2	3	5	6	7	0	2	4	1	21	1.1
Williams	3	0	4	0-0	---	0-0	---	2-4	.500	1	0	1	0	0	0	0	0	0	2	0.7
SPURS	50		12075	1740-3812	.456	172-521	.330	988-1415	.698	614	1584	2198	1101	1010	4	421	759	351	4640	92.8
OPPONENTS	50		12075	1631-4061	.402	170-559	.304	805-1148	.701	696	1406	2102	941	1148	19	437	730	243	4237	84.7

37-13 (FIRST IN MIDWEST DIVISION)

DATE	OPPONENT	W-L	SCORE	REC.	ATT.	HI-SCORER	HI-REBOUNDER
FEBRUARY RECORD:		6-8 (HOME: 4-3, ROAD: 2-5)					
2-5	SACRAMENTO	W	101-83	1-0	19,002	19-Duncan	17-Duncan
2-6	MINNESOTA	W	96-82	2-0	21,319	22-Duncan/Elliott	14-Duncan
2-8	L.A. LAKERS	L	75-80	2-1	33,788	21-Duncan	15-Duncan
2-9	@ Minnesota	L	70-74	2-2	16,422	16-Robinson	11-Duncan/Robinson
2-11	@ Cleveland	L	89-99	2-3	14,228	31-Duncan	14-Duncan
2-12	@ Philadelphia	W	98-94	3-3	16,892	22-Rose	9-Rose
2-14	@ Chicago	W	89-76	4-3	22,386	22-Robinson	14-Duncan
2-17	PHOENIX	L	76-79	4-4	16,419	20-Duncan	12-Duncan
2-19	@ L.A. Lakers	L	94-106	4-5	17,505	26-Duncan	11-Duncan
2-21	DETROIT	W	85-64	5-5	19,495	17-Duncan	14-Duncan
2-22	@ Minnesota	L	89-95	5-6	15,374	20-Johnson	17-Robinson
2-24	SEATTLE	W	99-81	6-6	15,209	29-Robinson	17-Robinson
2-26	@ Seattle	L	82-92	6-7	17,072	22-Duncan	14-Robinson
2-28	UTAH	L	87-101	6-8	18,165	21-Duncan	13-Duncan
MARCH RECORD:		14-2 (HOME: 6-1, ROAD: 8-1)					
3-2	@ Houston	W	99-82	7-8	16,285	23-Duncan	14-Duncan
3-4	@ Dallas	W	95-79	8-8	14,719	26-Duncan	12-Duncan
3-6	L.A. CLIPPERS	W	114-85	9-8	18,394	27-Duncan	10-Robinson
3-7	@ Denver	W	106-96	10-8	12,037	34-Duncan	13-Duncan
3-10	ORLANDO	W	81-79	11-8	17,954	19-Robinson	11-Duncan
3-12	@ Phoenix	W	99-97	12-8	19,023	26-Duncan	15-Robinson
3-13	DENVER	W	92-61	13-8	32,982	27-Duncan	8-Duncan/Perdue
3-16	@ Sacramento	W	121-109	14-8	14,570	29-Duncan	12-Duncan
3-17	@ Golden State	W	82-78	15-8	10,257	17-Duncan/Rose	17-Duncan
3-19	@ Portland	L	85-90	15-9	20,041	29-Duncan	15-Duncan
3-20	@ Vancouver	W	92-88 (OT)	16-9	19,193	24-Duncan	14-Duncan
3-23	DENVER	W	112-82	17-9	16,501	19-Duncan	9-Robinson
3-25	@ Denver	W	86-65	18-9	10,695	28-Duncan	13-Robinson
3-26	TORONTO	L	91-93	18-10	16,290	24-Robinson	16-Robinson
3-27	DALLAS	W	99-77	19-10	25,921	21-Duncan	15-Duncan
3-30	SEATTLE	W	95-87	20-10	16,565	26-Duncan	10-Robinson
APRIL RECORD:		13-3 (HOME: 9-0, ROAD: 4-3)					
4-1	VANCOUVER	W	103-91	21-10	16,384	39-Duncan	13-Duncan
4-3	L.A. CLIPPERS	W	103-82	22-10	17,915	19-Elie/Robinson	13-Robinson
4-5	GOLDEN STATE	W	93-86	23-10	14,773	25-Duncan/Robinson	16-Robinson
4-8	@ Houston	W	92-83	24-10	16,285	19-Elliott	13-Duncan
4-10	@ Phoenix	L	84-110	24-11	19,023	21-Duncan	10-Duncan
4-12	PHOENIX	W	94-77	25-11	14,352	26-Duncan	13-Robinson
4-13	@ Dallas	L	86-92	25-12	13,142	22-Robinson	11-Duncan
4-14	MINNESOTA	W	95-79	26-12	15,864	21-Robinson	15-Robinson
4-16	PORTLAND	W	81-80	27-12	21,368	20-Duncan/Robinson	12-Duncan
4-18	HOUSTON	W	86-83	28-12	24,077	21-Elie	14-Robinson
4-20	@ Utah	W	83-69	29-12	19,911	36-Duncan	11-Robinson/Rose
4-22	DALLAS	W	103-76	30-12	18,720	18-Robinson	10-Duncan
4-24	L.A. LAKERS	W	108-81	31-12	31,972	21-Duncan	13-Duncan
4-26	@ L.A. Clippers	W	94-88	32-12	8,260	22-Duncan	7-Kersey/Robinson
4-27	@ Sacramento	L	100-104 (OT)	32-13	16,776	32-Duncan	19-Duncan
4-29	@ Vancouver	W	99-72	33-13	18,448	19-Duncan	10-Duncan
MAY RECORD: 4-0 (HOME: 2-0, ROAD: 2-0)							
5-1	PORTLAND	W	98-90 (OT)	34-13	28,806	26-Robinson	12-Duncan/Robinson
5-2	UTAH	W	84-78	35-13	35,122	26-Duncan	14-Duncan
5-4	@ Portland	W	87-81	36-13	20,715	29-Robinson	12-Robinson
5-5	@ Golden State	W	88-81	37-13	17,235	28-Duncan	20-Robinson

1999–2000 RECAP



Terry Porter

RECORD

53-29 (31-10 home; 22-19 road)
Second in Midwest Division

HONORS

Tim Duncan, All-NBA First Team
Tim Duncan, All-Defensive First Team
Tim Duncan, Co-MVP of the
2000 All-Star Game
Tim Duncan, NBA All-Star
David Robinson, All-NBA Third Team
David Robinson, NBA All-Star

PLAYOFFS

Lost to Phoenix, First Round, 3-1

SPURS LEADERS

Scoring: Tim Duncan 23.2 ppg
Rebounding: Tim Duncan 12.4 rpg
Assists: Avery Johnson 6.0 apg

Head Coach: Gregg Popovich
Assistants: Hank Egan, Paul Pressey
& Mike Budenholzer

1999–2000 SEASON NOTES

- The Spurs started the season with a franchise best 14-3 mark ... the team then struggled through an 11-12 stretch before finishing the season 28-14 ... but, on 4/11 at Sacramento, Tim Duncan suffered a torn left lateral meniscus ... the injury eventually required surgery and forced him to miss the remainder of the regular season and the playoffs ... without Duncan, the Spurs fell to the Suns in four games in the First Round of the 2000 Playoffs in a series that saw Malik Rose and Jerome Kersey also go down with injuries.
- The biggest story of the season was Sean Elliott ... Elliott underwent a kidney transplant on 8/16/99 ... he spent the first half of the season as the Spurs television analyst ... then on 2/1 he was cleared to return to practice and the next day joined his team on the court ... after almost six weeks of practice, he was removed from the injured list on 3/14 ... that night he made NBA history, becoming the first player to return to action after an organ transplant ... Elliott was a surprise starter and finished with 2 points in 12 minutes vs. the Hawks in front of a crowd of 26,708.
- Avery Johnson became the Spurs all-time leader in assists on 12/7 at Indiana, passing Johnny Moore who handed out 3,865 assists in his nine seasons with San Antonio ... Johnson finished the season with 4,237 assists with the Spurs.
- David Robinson also hit several milestones during the 1999–2000 season ... on 12/18 at Denver, he played in his 710th game with the Spurs to pass George Gervin to become the team's all-time NBA leader in games played ... then on 2/18 vs. Houston, he recorded seven steals to become the Spurs all-time leader in steals, passing Alvin Robertson ... also during the season Robinson scored his 17,000th career point (vs. Washington on 12/11) and his 18,000th career point (vs. Sacramento on 4/5).

1999–2000 SPURS FINAL STATISTICS (53-29)


PLAYER	G	GS	MIN	3-POINT					REBOUNDING			SCORING						
				FG-FGA	PCT	FG-FGA	PCT	FT-FTA	PCT	OFF	DEF	TOT	AST	PF	DQ	STL	TO	BLK
Duncan	74	74	2875	628-1281	.490	1-11	.091	459-603	.761	262	656	918	234	210	1	66	242	165
Robinson	80	80	2557	528-1031	.512	0-2	.000	371-511	.726	193	577	770	142	247	1	97	164	183
Johnson	82	82	2571	402-850	.473	1-9	.111	114-155	.735	33	125	158	491	150	0	76	140	18
Porter	68	8	1613	207-463	.447	90-207	.435	137-170	.806	24	167	191	221	79	0	50	100	9
Elie	79	79	2217	195-457	.427	74-186	.398	126-149	.846	48	201	249	193	156	0	73	130	9
Rose	74	3	1341	176-385	.457	1-3	.333	143-198	.722	133	202	335	47	232	2	35	99	52
Brown	30	27	602	82-176	.466	1-3	.333	25-31	.806	11	66	77	41	53	0	8	28	10
Jackson	81	12	1691	186-488	.381	108-306	.353	33-51	.647	34	147	181	118	157	1	54	66	7
Daniels	68	1	1195	163-344	.474	22-66	.333	72-101	.713	16	70	86	177	73	0	55	58	5
Elliott	19	19	391	38-106	.358	13-37	.351	25-32	.781	6	41	47	28	34	0	12	19	2
Walker	71	7	980	137-305	.449	0-0	—	86-126	.683	77	195	272	38	108	1	10	64	35
Dial	8	0	95	17-46	.370	3-12	.250	3-5	.600	14	12	26	5	10	0	1	6	1
Kersey	72	18	1310	146-354	.412	0-9	.000	29-41	.707	58	167	225	69	161	0	67	51	47
Kerr	32	0	268	32-74	.432	16-31	.516	9-11	.818	3	16	19	12	14	0	4	7	0
Spencer	26	0	149	15-33	.455	0-0	—	20-30	.667	15	24	39	3	32	0	6	9	8
SPURS	82	19855		2952-6393	.462	330-882	.374	1652-2214	.746	927	2666	3593	1819	1716	6	614	1233	551
OPPONENTS	82	19855		2884-6781	.425	355-1036	.343	1276-1726	.739	986	2410	3396	1667	1893	25	645	1181	429
																	7399	90.2

1999-2000 GAME-BY-GAME

53-29 (SECOND IN MIDWEST DIVISION)

DATE	OPPONENT	W-L	SCORE	REC.	ATT.	HI-SCORER	HI-REBOUNDER
NOVEMBER RECORD:		13-3 (HOME: 8-0, ROAD: 5-3)					
11-2	PHILADELPHIA	W	89-76	1-0	27,288	20-Duncan	16-Duncan
11-4	GOLDEN STATE	W	104-81	2-0	14,508	19-Robinson	14-Duncan
11-5	@Houston	W	95-85	3-0	16,285	18-Porter	11-Robinson
11-7	@ Phoenix	L	74-77	3-1	19,023	15-Duncan	17-Duncan
11-9	@ Golden State	W	118-89	4-1	11,601	21-Rose	11-Duncan
11-10	@ L.A. Clippers	W	99-94	5-1	11,118	22-Duncan	17-Duncan
11-13	CHARLOTTE	W	95-79	6-1	19,669	22-Duncan	12-Duncan
11-15	@ Utah	L	85-91	6-2	19,584	32-Duncan	10-Robinson
11-16	INDIANA	W	90-87 (OT)	7-2	15,905	22-Duncan/Robinson	15-Duncan
11-18	@ Milwaukee	L	88-99	7-3	15,184	29-Duncan	14-Duncan
11-20	DALLAS	W	106-90	8-3	16,596	23-Jackson	17-Duncan
11-22	@ Philadelphia	W	94-91	9-3	16,553	26-Duncan	17-Duncan
11-24	@ Boston	W	121-98	10-3	17,426	31-Duncan	15-Duncan
11-26	CHICAGO	W	101-78	11-3	24,919	23-Duncan	10-Duncan
11-27	DENVER	W	106-87	12-3	22,188	21-Rose	17-Duncan
11-30	DETROIT	W	106-87	13-3	18,328	28-Duncan	10-Duncan
DECEMBER RECORD:		8-7 (HOME: 4-2, ROAD: 4-5)					
12-2	@ New Jersey	W	96-94	14-3	13,626	27-Robinson	13-Robinson
12-3	@ Detroit	L	80-102	14-4	18,338	15-Robinson	12-Duncan
12-5	@ Toronto	L	92-98	14-5	18,455	27-Duncan	13-Duncan
12-7	@ Indiana	L	77-83	14-6	18,345	30-Duncan	17-Robinson
12-9	VANCOUVER	W	99-91	15-6	14,778	42-Duncan	14-Duncan
12-11	WASHINGTON	L	89-99	15-7	17,187	23-Duncan	13-Duncan
12-14	@ Dallas	W	111-93	16-7	13,685	29-Duncan	12-Duncan
12-15	HOUSTON	W	83-77	17-7	23,837	20-Duncan	10-Duncan
12-17	BOSTON	W	103-94	18-7	17,264	30-Duncan	17-Duncan
12-18	@ Denver	L	84-86	18-8	17,318	33-Duncan	12-Robinson
12-21	PHOENIX	W	91-90 (OT)	19-8	23,480	25-Duncan	16-Duncan
12-23	MILWAUKEE	L	91-94	19-9	22,581	18-Duncan	15-Duncan
12-25	@ L.A. Lakers	L	93-99	19-10	18,997	28-Duncan	19-Robinson
12-27	@ Golden State	W	105-83	20-10	12,447	28-Robinson	14-Robinson
12-30	@ Vancouver	W	98-88	21-10	14,403	32-Duncan	15-Duncan
JANUARY RECORD:		7-6 (HOME: 5-2, ROAD: 2-4)					
1-4	@ Minnesota	L	88-91	21-11	15,179	27-Duncan	19-Duncan
1-5	SEATTLE	L	96-99	21-12	14,741	24-Duncan	12-Duncan
1-7	@ Phoenix	W	102-83	22-12	19,023	24-Robinson	15-Duncan
1-8	ORLANDO	W	127-92	23-12	20,131	22-Duncan	13-Robinson
1-10	UTAH	W	93-86	24-12	17,944	46-Duncan	14-Duncan
1-13	@ Sacramento	L	103-107	24-13	17,317	33-Duncan	20-Duncan
1-14	@ Seattle	L	85-91	24-14	17,072	32-Duncan	16-Duncan
1-17	@ L.A. Clippers	W	99-93	25-14	14,264	38-Robinson	13-Duncan
1-19	PORTLAND	L	95-105	25-15	20,638	29-Robinson	12-Robinson
1-22	NEW YORK	W	96-83	26-15	34,429	33-Duncan	15-Duncan
1-25	L.A. CLIPPERS	W	105-82	27-15	14,800	24-Duncan	13-Duncan/Robinson
1-27	MINNESOTA	W	92-80	28-15	15,911	20-Duncan	14-Duncan
1-29	@ Portland	L	67-81	28-16	20,584	15-Johnson	10-Robinson
FEBRUARY RECORD:		9-4 (HOME: 5-1, ROAD: 4-3)					
2-1	L.A. LAKERS	W	105-81	29-16	25,589	29-Duncan	18-Duncan
2-3	TORONTO	W	112-95	30-16	19,048	32-Duncan	17-Duncan
2-6	@ Utah	L	90-93	30-17	18,981	32-Duncan	10-Duncan
2-8	SEATTLE	W	79-77	31-17	16,373	22-Duncan	11-Robinson
2-9	@ Denver	W	106-97	32-17	16,607	30-Robinson	13-Duncan
2-15	@ Cleveland	L	81-92	32-18	15,142	21-Duncan	11-Robinson
2-18	HOUSTON	W	116-92	33-18	26,846	19-Duncan	8-Duncan
2-20	@ Houston	W	113-111 (OT)	34-18	16,285	25-Duncan	11-Duncan
2-21	PHOENIX	L	89-98	34-19	17,049	31-Robinson	18-Robinson
2-24	@ Charlotte	W	72-70	35-19	18,535	16-Robinson	12-Duncan
2-25	@ Chicago	W	91-78	36-19	22,879	23-Robinson	11-Rose
2-27	@ Minnesota	L	98-102	36-20	19,654	29-Robinson	9-Robinson
2-29	MIAMI	W	93-69	37-20	18,629	19-Robinson	11-Walker
MARCH RECORD:		10-5 (HOME: 6-3, ROAD: 4-2)					
3-2	MINNESOTA	L	102-108	37-21	16,320	24-Robinson	12-Walker
3-4	SACRAMENTO	L	103-108 (OT)	37-22	35,113	23-Robinson	15-Duncan
3-6	NEW JERSEY	W	106-104	38-22	17,581	25-Robinson	13-Duncan/Robinson
3-9	@ Atlanta	W	105-79	39-22	12,674	18-Daniels/Johnson	9-Robinson
3-10	@ Washington	W	106-99 (OT)	40-22	16,409	23-Duncan	11-Robinson
3-12	@ New York	L	80-93	40-23	19,763	22-Robinson	13-Duncan
3-14	ATLANTA	W	94-79	41-23	26,708	26-Robinson	13-Duncan
3-16	DALLAS	L	88-110	41-24	23,592	20-Robinson	7-Elie/Rose
3-18	DENVER	W	102-82	42-24	24,460	18-Walker	12-Robinson
3-21	@ Dallas	L	96-97	42-25	15,578	20-Robinson	11-Robinson
3-22	L.A. CLIPPERS	W	103-78	43-25	18,556	30-Duncan	12-Walker
3-25	CLEVELAND	W	96-76	44-25	35,217	17-Duncan	17-Duncan
3-27	@ Seattle	W	90-82	45-25	14,738	30-Duncan	18-Duncan
3-28	@ Portland	W	89-85	46-25	20,584	36-Duncan	15-Duncan
3-30	GOLDEN STATE	W	102-90	47-25	18,793	27-Robinson	17-Duncan
APRIL RECORD:		6-4 (HOME: 3-2, ROAD: 3-2)					
4-2	@ Miami	L	84-88	47-26	19,600	28-Robinson	11-Duncan
4-4	@ Orlando	L	97-107	47-27	15,267	30-Robinson	9-Duncan
4-5	SACRAMENTO	L	98-108	47-28	24,333	28-Duncan	8-Robinson
4-8	@ L.A. Lakers	W	98-80	48-28	18,997	26-Duncan	16-Duncan
4-9	@ Vancouver	W	107-99	49-28	14,206	31-Duncan	11-Duncan
4-11	@ Sacramento	W	98-92 (OT)	50-28	17,317	26-Robinson	14-Robinson
4-13	PORTLAND	L	77-93	50-29	30,641	16-Robinson	10-Walker
4-15	UTAH	W	106-83	51-29	28,114	19-Robinson	12-Robinson
4-17	VANCOUVER	W	100-93	52-29	19,913	27-Robinson	10-Robinson
4-19	L.A. LAKERS	W	103-98 (OT)	53-29	29,447	17-Robinson	9-Kersey/Rose

2000-01 RECAP



Danny Ferry

RECORD

58-24 (33-8 home: 25-16 road)
First in Midwest Division

HONORS

Tim Duncan, All-NBA First Team
Tim Duncan, All-Defensive First Team
Tim Duncan, NBA All-Star
David Robinson, NBA Sportsmanship Award
David Robinson, All-NBA Third Team
David Robinson, NBA All-Star

PLAYOFFS

Defeated Minnesota, First Round, 3-1
Defeated Dallas,
Western Conference Semifinals, 4-1
Lost to Los Angeles,
Western Conference Finals, 4-0

SPURS LEADERS

Scoring: Tim Duncan 22.2 ppg
Rebounding: Tim Duncan 12.2 rpg
Assists: Avery Johnson 4.3 apg

Head Coach: Gregg Popovich
Assistants: Hank Egan, Mike Budenholzer
& Mike Brown

2000-01 SEASON NOTES

- For the fourth time in franchise history the Spurs compiled the NBA's best overall record during the regular season, posting a 58-24 mark ... San Antonio also had the league's best record in 1994-95 (62-20) and 1995-96 (59-23) and shared the best record with Utah (at 37-13) in the lockout shortened 1998-99 season when the Spurs captured the 1999 NBA Championship.
- On 12/19, thanks to an 86-79 victory over Houston, Gregg Popovich passed Doug Moe to become the Spurs all-time leader in career victories ... Moe posted a 176-135 record in his four seasons as the Spurs head coach.
- After signing with the Spurs as a free agent Derek Anderson made an immediate impact ... he started all 82 games at the shooting guard position, averaging 15.5 points, 4.4 rebounds and 3.7 assists per game ... another free agent - Danny Ferry - also played a big role in his first season in San Antonio ... Ferry appeared in 80 games and started 29 games at small forward ... for the season he ranked fifth in the NBA in three-point field goal percentage, shooting .449 (70-156) from downtown.
- For the first time in franchise history the Spurs led the NBA in attendance during the 2000-01 season ... the Spurs drew 913,175 fans for their 41 regular season home games for an average of 22,273 fans per contest.


2000-01 SPURS FINAL STATISTICS (58-24)

PLAYER	G	GS	MIN	3-POINT						REBOUNDING										SCORING	
				FG-FGA	PCT	FG-FGA	PCT	FT-FTA	PCT	OFF	DEF	TOT	AST	PF	DQ	STL	TO	BLK	PTS	AVG	
Duncan	82	82	3174	702-1406	.499	7-27	.259	409-662	.618	259	738	997	245	47	0	70	242	192	1820	22.2	
Anderson	82	82	2859	413-993	.416	101-253	.399	342-402	.851	75	288	363	301	188	1	120	165	14	1269	15.5	
Robinson	80	80	2371	400-823	.486	0-1	.000	351-470	.747	208	483	691	116	212	1	80	122	197	1151	14.4	
Daniels	79	23	2060	275-588	.468	74-183	.404	121-156	.776	26	137	163	304	120	0	61	109	14	745	9.4	
Elliott	52	34	1229	147-339	.434	55-129	.426	60-84	.714	17	153	170	81	80	0	23	51	25	409	7.9	
Rose	57	9	1219	160-368	.435	3-17	.176	114-160	.713	95	213	308	48	148	1	59	74	40	437	7.7	
Porter	80	42	1678	197-440	.448	87-205	.424	92-116	.793	24	177	201	251	88	1	52	104	11	573	7.2	
Johnson	55	20	1290	134-300	.447	1-6	.167	41-60	.683	21	64	85	237	90	0	33	60	4	310	5.6	
Ferry	80	29	1688	178-375	.475	70-156	.449	22-30	.733	55	168	223	71	169	1	28	50	21	448	5.6	
Walker	61	1	963	121-252	.480	1-3	.333	78-124	.629	67	176	243	29	103	0	10	68	41	437	7.7	
Kerr	55	1	650	67-159	.421	33-77	.429	14-15	.933	6	29	35	57	30	0	16	21	1	181	3.3	
Dial	33	0	207	36-83	.434	2-10	.200	12-21	.571	12	26	38	21	22	0	4	12	6	86	2.6	
Jackson	16	0	114	16-40	.400	7-18	.389	0-2	.000	1	11	12	7	13	0	5	3	0	39	2.4	
Newble	27	6	184	21-55	.382	4-9	.444	8-16	.500	13	22	35	6	18	0	2	7	4	54	2.0	
Scott	27	1	144	17-41	.415	0-0	---	9-22	.409	23	27	50	4	23	0	5	11	6	43	1.6	
SPURS	82		19830	2884-6262	.461	445-1094	.407	1673-2340	.715	902	2712	3614	1778	1551	5	568	1145	576	7886	96.2	
OPPONENTS	82		19830	2837-6770	.419	343-1043	.329	1233-1664	.741	967	2432	3399	1617	1946	27	600	1107	426	7250	88.4	

58-24 (FIRST IN MIDWEST DIVISION)

DATE	OPPONENT	W-L	SCORE	REC.	ATT.	HI-SCORER	HI-REBOUNDER
OCTOBER RECORD: 1-0 (HOME: 1-0, ROAD: 0-0)							
10-31	INDIANA	W	98-85	1-0	17,450	22-Robinson	10-Duncan
NOVEMBER RECORD: 9-4 (HOME: 7-0, ROAD: 2-4)							
11-2	MINNESOTA	W	103-91	2-0	14,193	29-Anderson	11-Rose
11-4	@ Golden State	W	117-105	3-0	16,121	26-Rose	13-Duncan
11-7	@ Phoenix	L	81-100	3-1	16,683	18-Duncan	10-Duncan
11-8	L.A. LAKERS	W	91-81	4-1	26,065	22-Duncan	17-Duncan
11-10	@ Dallas	L	77-79	4-2	17,296	17-Anderson	14-Duncan/Robinson
11-11	VANCOUVER	W	91-78	5-2	18,556	20-Duncan	13-Duncan
11-14	UTAH	W	86-79	6-2	18,053	15-Duncan/Anderson	12-Duncan
11-16	@ Washington	W	99-95	7-2	19,832	21-Robinson	14-Robinson
11-17	@ Minnesota	L	94-99 (OT)	7-3	17,288	22-Duncan	14-Duncan
11-22	SEATTLE	W	112-85	8-3	22,828	22-Rose	12-Duncan
11-24	@ Denver	L	92-102	8-4	13,300	21-Duncan	14-Duncan
11-25	PHILADELPHIA	W	96-76	9-4	33,046	16-Anderson/Daniels	8-Robinson
11-29	SACRAMENTO	W	82-79	10-4	17,341	22-Duncan	13-Duncan
DECEMBER RECORD: 9-7 (HOME: 5-2, ROAD: 4-5)							
12-1	@ L.A. Lakers	L	100-109	10-5	18,997	24-Duncan	11-Duncan
12-3	@ Vancouver	W	97-79	11-5	11,655	30-Duncan	10-Duncan
12-5	@ Sacramento	L	75-81	11-6	17,317	23-Duncan	23-Duncan
12-7	NEW YORK	L	83-86	11-7	18,370	28-Duncan	10-Duncan
12-9	CHICAGO	W	105-81	12-7	19,447	17-Duncan	10-Duncan
12-11	@ Utah	W	91-83	13-7	19,911	18-Anderson	11-Rose
12-13	@ Phoenix	L	93-103	13-8	17,333	26-Anderson	11-Duncan
12-14	DENVER	L	96-102	13-9	15,248	23-Robinson	12-Robinson
12-16	PHOENIX	W	90-82	14-9	30,555	18-Robinson	8-Duncan
12-19	@ Houston	W	86-79	15-9	12,937	25-Duncan	15-Duncan
12-20	CLEVELAND	W	94-77	16-9	17,336	16-Ferry	13-Robinson
12-22	GOLDEN STATE	W	105-87	17-9	16,481	18-Duncan	13-Duncan
12-23	@ Charlotte	L	84-88 (OT)	17-10	15,079	29-Duncan	16-Duncan
12-26	HOUSTON	W	103-95	18-10	21,343	26-Daniels	12-Robinson
12-28	@ Chicago	L	104-105	18-11	21,793	28-Robinson	8-Robinson
12-30	@ Indiana	W	89-77	19-11	18,345	20-Rose	13-Rose
JANUARY RECORD: 9-4 (HOME: 4-2, ROAD: 5-2)							
1-2	MIAMI	W	80-72	20-11	18,412	19-Daniels	10-Duncan/Robinson
1-6	DETROIT	W	108-101	21-11	20,333	29-Robinson	22-Robinson
1-9	@ Orlando	W	112-95	22-11	14,320	26-Robinson	11-Duncan
1-12	@ Detroit	W	111-90	23-11	14,576	25-Anderson	11-Duncan
1-13	@ Philadelphia	L	83-100	23-12	20,607	29-Duncan	7-Ferry/Robinson
1-15	@ New York	L	82-104	23-13	19,763	14-Daniels/Duncan/Newble	10-Duncan
1-17	TORONTO	L	91-98	23-14	17,044	22-Duncan	11-Duncan
1-20	ORLANDO	L	109-112 (OT)	23-15	31,888	29-Duncan	17-Duncan/Robinson
1-23	VANCOUVER	W	110-77	24-15	14,764	23-Duncan	13-Walker
1-25	@ Sacramento	W	97-91	25-15	17,317	36-Duncan	21-Duncan
1-27	@ Utah	W	99-86	26-15	19,911	33-Duncan	10-Duncan/Porter
1-29	@ L.A. Clippers	W	96-67	27-15	14,721	16-Duncan	8-Anderson/Duncan
1-31	L.A. CLIPPERS	W	92-70	28-15	13,738	22-Duncan	16-Duncan
FEBRUARY RECORD: 9-4 (HOME: 5-2, ROAD: 4-2)							
2-3	HOUSTON	W	90-88	29-15	24,870	28-Duncan	11-Duncan
2-5	GOLDEN STATE	W	109-85	30-15	13,889	24-Duncan	12-Duncan
2-7	@ Cleveland	W	107-89	31-15	13,324	23-Duncan	12-Duncan
2-8	@ New Jersey	L	97-99	31-16	12,740	35-Duncan	21-Duncan
2-13	DALLAS	W	104-92	32-16	17,705	28-Duncan	15-Duncan
2-15	WASHINGTON	W	102-78	33-16	14,613	19-Duncan	12-Duncan
2-16	@ Minnesota	W	91-85	34-16	18,881	26-Duncan	12-Duncan
2-18	@ Toronto	W	92-74	35-16	19,800	20-Duncan	13-Duncan
2-19	@ Milwaukee	L	98-102	35-17	16,487	25-Anderson	13-Duncan
2-21	L.A. LAKERS	L	99-101	35-18	29,849	23-Anderson	8-Anderson/Robinson
2-23	BOSTON	W	100-82	36-18	24,996	20-Anderson	10-Duncan/Robinson
2-24	@ Dallas	W	107-104	37-18	18,187	31-Duncan	13-Duncan
2-27	PORTLAND	L	87-95	37-19	20,323	20-Anderson	13-Duncan
MARCH RECORD: 14-3 (HOME: 8-1, ROAD: 6-2)							
3-1	PHOENIX	W	91-71	38-19	16,209	25-Duncan	11-Robinson
3-3	ATLANTA	W	124-95	39-19	29,974	26-Duncan	15-Robinson
3-5	@ Vancouver	W	91-77	40-19	10,798	25-Anderson	13-Duncan
3-6	@ Seattle	W	101-73	41-19	14,392	22-Duncan	9-Duncan/Robinson
3-8	@ Portland	W	93-79	42-19	20,267	29-Anderson	16-Duncan
3-9	@ L.A. Lakers	W	93-89 (OT)	43-19	18,997	29-Duncan	12-Duncan
3-12	L.A. CLIPPERS	W	99-81	44-19	21,974	28-Duncan	12-Robinson
3-14	MINNESOTA	W	106-100 (OT)	45-19	35,676	30-Anderson	20-Duncan
3-16	NEW JERSEY	W	95-86	46-19	21,725	29-Duncan	16-Duncan
3-17	@ Houston	L	99-103	46-20	16,285	25-Duncan	16-Duncan
3-19	PORTLAND	W	98-85	47-20	22,393	28-Anderson	23-Duncan
3-21	@ Boston	W	97-77	48-20	15,764	26-Anderson	14-Duncan
3-22	@ Atlanta	W	115-101	49-20	12,124	23-Anderson	10-Duncan/Robinson
3-25	@ Miami	L	83-88	49-21	16,500	26-Duncan	14-Duncan
3-27	CHARLOTTE	W	93-79	50-21	22,109	34-Duncan	19-Duncan
3-29	UTAH	W	106-88	51-21	24,327	29-Duncan	7-Duncan
3-31	MILWAUKEE	L	77-86	51-22	35,944	20-Duncan	12-Duncan
APRIL RECORD: 7-2 (HOME: 3-1, ROAD: 4-1)							
4-3	SEATTLE	W	107-89	52-22	19,672	30-Duncan	14-Duncan
4-5	@ Denver	W	101-80	53-22	13,796	26-Duncan	13-Duncan
4-7	@ L.A. Clippers	W	93-83	54-22	18,964	32-Duncan	18-Duncan
4-8	@ Golden State	W	84-76	55-22	15,273	28-Duncan	9-Duncan
4-10	DALLAS	W	91-79	56-22	25,682	34-Robinson	11-Robinson
4-12	SACRAMENTO	L	105-107 (OT)	56-23	34,357	42-Duncan	11-Duncan/Robinson
4-14	DENVER	W	111-95	57-23	34,397	25-Robinson	15-Duncan
4-17	@ Portland	W	99-93	58-23	20,580	18-Duncan	9-Robinson
4-18	@ Seattle	L	67-105	58-24	16,049	14-Scott	14-Scott

2001-02 RECAP



Tony Parker

RECORD

58-24 (32-9 home: 26-15 road)
First in Midwest Division

HONORS

Tim Duncan, NBA MVP
Tim Duncan, All-NBA First Team
Tim Duncan, All-Defensive First Team
Tim Duncan, NBA All-Star
Tim Duncan, IBM Award
Steve Smith, NBA Sportsmanship Award
Steve Smith, NBA 3PT-FG Percentage Title
Tony Parker, All-Rookie First Team
Bruce Bowen, All-Defensive Second Team

PLAYOFFS

Defeated Seattle, First Round, 3-2
Lost to Los Angeles,
Western Conference Semifinals, 4-1

SPURS LEADERS

Scoring: Tim Duncan 25.5 ppg
Rebounding: Tim Duncan 12.7 rpg
Assists: Tony Parker 4.3 apg

Head Coach: Gregg Popovich
Assistants: Hank Egan, Mike Budenholzer
& Mike Brown

2001-02 SEASON NOTES

- Tim Duncan averaged 25.5 points, 12.7 rebounds and 2.48 blocks while shooting .508 from the field and .799 from the line to become the second player in Spurs history to win the NBA's MVP Award (David Robinson was the first capturing the honor in 1994-95) ... Duncan also was named to the All-NBA First Team, the All-Defensive First Team and captured the 2002 IBM Award ... he led the NBA in double-doubles posting 67 in 82 games.
- The Spurs were red-hot after the All-Star break ... following the break the Spurs were 27-7 (.794) which was the best mark in the NBA during that period ... the Spurs 58-24 record was the second best in the NBA and the team captured the Midwest Division Title – the Spurs 12th division title since joining the NBA in 1976-77.
- In his first season with the Spurs guard Steve Smith made an immediate impact ... he led the NBA in three-point field goal percentage hitting .472 (116-246) from downtown ... for the season he appeared in 77 games – with 76 starts – and averaged 11.6 points, 2.5 rebounds and 2.0 assists ... he was also honored with the 2002 NBA Sportsmanship Award – becoming the third straight Spur to earn the honor (joining Avery Johnson and David Robinson).
- Tony Parker was named to the All-Rookie First Team becoming the first foreign-born guard to earn the honors ... the 28th pick in the 2001 NBA Draft, Parker averaged 9.2 points, 4.3 assists, 2.6 rebounds and 1.16 steals ... the only rookie on the Spurs 2001-02 roster he moved into the starting lineup in the fifth game of the season.
- For the second straight season the Spurs led the NBA in attendance ... the Spurs drew a total of 906,390 fans for their 41 regular season home games for an average of 22,107 per game ... the biggest crowd of

2001-02 SPURS FINAL STATISTICS (58-24)

PLAYER	G	GS	MIN	3-POINT									REBOUNDS								SCORING		
				FG	FGA	PCT	FG	FGA	PCT	FT	FTA	PCT	OFF	DEF	TOT	AST	PF	DQ	STL	TO	BLK	PTS	AVG
Duncan	82	82	3329	764	1504	.508	1	10	.100	560	701	.799	268	774	1042	307	217	2	61	263	203	2089	25.5
Robinson	78	78	2303	341	672	.507	0	0	–	269	395	.681	191	456	647	94	193	3	86	104	140	951	12.2
S. Smith	77	76	2211	310	682	.455	116	246	.472	159	181	.878	45	148	193	151	158	0	54	108	15	895	11.6
Rose	82	1	1725	293	633	.463	1	12	.083	185	257	.720	172	320	492	61	208	2	70	140	42	772	9.4
Daniels	82	13	2175	269	612	.440	57	196	.291	158	210	.752	23	153	176	228	104	0	48	70	12	753	9.2
Parker	77	72	2267	268	639	.419	61	189	.323	108	160	.675	33	164	197	334	166	1	89	151	7	705	9.2
C. Smith	60	22	1141	182	428	.425	35	131	.267	42	65	.646	34	99	133	80	114	1	52	59	44	441	7.4
Bowen	59	59	1699	155	398	.389	56	148	.378	46	96	.479	42	120	162	88	116	0	62	66	25	412	7.0
Porter	72	0	1294	136	321	.424	59	142	.415	68	83	.819	12	152	164	205	89	0	45	85	16	399	5.5
Ferry	50	2	799	76	177	.429	43	99	.434	34	36	.944	15	75	90	48	70	0	16	22	9	229	4.6
Jackson	23	1	227	34	91	.374	9	36	.250	12	17	.706	3	23	26	11	29	0	15	23	3	89	3.9
Hart	10	0	92	10	19	.526	0	2	.000	6	6	1.000	4	9	13	12	16	0	7	8	1	26	2.6
McCaskill	27	0	153	20	49	.408	0	0	–	12	26	.462	16	20	36	4	23	0	6	14	10	52	1.9
Bryant	30	3	206	25	55	.455	0	0	–	6	8	.750	25	19	44	10	38	1	7	6	2	56	1.9
Parks	42	1	234	30	83	.361	0	0	–	3	8	.375	24	34	58	10	34	0	7	14	8	63	1.5
SPURS	82		19855	2913	6363	.458	438	1211	.362	1668	2249	.742	907	2566	3473	1643	1575	10	625	1180	537	7932	96.7
OPPONENTS	82		19855	2883	6775	.426	374	1108	.338	1283	1651	.777	1003	2429	3432	1543	1896	22	635	1192	428	7423	90.5

58-24 (FIRST IN MIDWEST DIVISION)

DATE	OPPONENT	W-L	SCORE	REC.	ATT.	HI-SCORER	HI-REBOUNDER
OCTOBER RECORD:		1-0 (HOME: 1-0, ROAD: 0-0)					
10-30	LA CLIPPERS	W	109-98	1-0	16,803	19-Smith	13-Duncan
NOVEMBER RECORD:		9-4 (HOME: 6-1, ROAD: 3-3)					
11-1	@ Seattle	L	108-114	1-1	15,491	22-Duncan	13-Duncan
11-3	@ Portland	W	106-90	2-1	19,980	36-Smith	15-Duncan
11-4	@ Sacramento	L	83-103	2-2	17,317	17-Duncan	13-Duncan
11-6	ORLANDO	W	104-89	3-2	15,927	26-Duncan	14-Duncan
11-8	@ New Orleans	W	105-95	4-2	9,511	33-Duncan	16-Duncan
11-10	ATLANTA	W	110-88	5-2	20,403	20-Duncan	13-Duncan
11-13	HOUSTON	W	90-86	6-2	15,643	19-Duncan	9-Duncan
11-16	CLEVELAND	W	105-91	7-2	19,222	27-Duncan	11-Rose
11-21	SEATTLE	W	110-93	8-2	18,163	30-Duncan	13-Duncan
11-23	@ Indiana	W	97-79	9-2	18,345	30-Duncan	18-Duncan
11-24	@ Minnesota	L	94-99	9-3	19,006	21-Duncan	18-Duncan
11-28	GOLDEN STATE	W	94-83	10-3	16,442	19-Robinson	19-Duncan/Robinson
11-30	SACRAMENTO	L	106-109	10-4	26,808	38-Duncan	12-Robinson
DECEMBER RECORD:		11-3 (HOME: 6-2, ROAD: 5-1)					
12-1	@ Houston	W	85-75	11-4	12,232	25-Duncan	12-Duncan
12-4	WASHINGTON	W	103-88	12-4	35,052	15-Daniels	11-Duncan
12-5	@ Atlanta	W	120-112	13-4	8,253	29-Smith	15-Duncan
12-7	PHILADELPHIA	W	86-76	14-4	29,836	20-Smith	9-Duncan/Robinson/Rose
12-12	TORONTO	W	108-95	15-4	16,650	28-Duncan	13-Duncan
12-14	@ Phoenix	W	105-93	16-4	16,187	32-Duncan	19-Duncan
12-15	UTAH	W	100-80	17-4	20,712	26-Duncan	10-Duncan
12-18	@ Denver	W	102-93	18-4	14,118	24-Duncan	16-Duncan
12-19	PORTLAND	W	97-79	19-4	16,089	26-Duncan	16-Robinson
12-21	DENVER	W	109-74	20-4	22,831	21-Duncan	8-Robinson/Rose
12-23	MILWAUKEE	L	91-101	20-5	24,708	22-Duncan	18-Duncan
12-26	DALLAS	L	123-126	20-6	50,667	53-Duncan	11-Duncan
12-29	@ Milwaukee	L	99-102	20-7	18,717	38-Duncan	16-Duncan
12-30	@ Memphis	W	83-79	21-7	17,358	27-Duncan	18-Duncan
JANUARY RECORD:		8-8 (HOME: 3-5, ROAD: 5-3)					
1-2	DETROIT	W	97-85	22-7	16,648	20-Duncan	15-Duncan
1-4	INDIANA	L	82-92	22-8	29,243	22-Duncan	12-Duncan
1-5	@ Dallas	W	105-103	23-8	20,123	29-Duncan	17-Duncan
1-7	NEW YORK	W	90-79	24-8	18,428	21-Duncan	12-Duncan
1-9	@ Boston	W	93-90	25-8	16,003	25-Duncan	12-Duncan
1-11	@ Philadelphia	L	84-101	25-9	20,488	22-Duncan	15-Duncan
1-14	@ New Jersey	W	97-99	25-10	11,091	27-Duncan	9-Duncan
1-15	@ Washington	W	96-91	26-10	20,674	22-Duncan	10-Robinson
1-17	UTAH	W	102-98	27-10	16,868	35-Duncan	10-Duncan
1-19	LA LAKERS	L	81-98	27-11	33,544	21-Smith	15-Duncan
1-22	NEW JERSEY	L	86-92	27-12	17,701	32-Duncan	14-Duncan
1-23	@ Utah	W	98-92	28-12	19,623	29-Smith	9-Duncan
1-25	@ LA Lakers	L	91-94	28-13	18,997	24-Duncan	12-Robinson
1-26	@ Golden State	W	90-82	29-13	18,328	20-Duncan	9-Duncan
1-29	NEW ORLEANS	L	73-78	29-14	16,624	29-Duncan	21-Duncan
1-31	LA CLIPPERS	L	87-91	29-15	17,288	23-Duncan	16-Duncan
FEBRUARY RECORD:		7-6 (HOME: 4-1, ROAD: 3-5)					
2-1	@ Miami	L	83-88	29-16	15,658	29-Duncan	12-Duncan
2-3	@ Orlando	W	105-98	30-16	15,072	29-Duncan	15-Duncan
2-4	MINNESOTA	W	113-83	31-16	17,809	13-Daniels/Duncan/Robinson	15-Robinson
2-7	@ Toronto	L	74-80	31-17	19,800	22-Duncan	17-Duncan
2-12	@ Sacramento	L	86-99	31-18	17,317	24-Duncan	21-Duncan
2-14	@ LA Clippers	W	89-76	32-18	18,964	15-Duncan	11-Duncan
2-15	@ Golden State	W	108-99	33-18	14,187	36-Duncan	11-Duncan
2-19	MEMPHIS	W	99-93	34-18	16,229	23-Duncan	14-Robinson
2-21	SACRAMENTO	W	115-92	35-18	18,594	32-Smith	13-Duncan
2-23	MINNESOTA	L	88-112	35-19	34,735	25-Duncan	9-Robinson
2-24	@ Phoenix	L	83-92	35-20	15,836	25-Robinson	13-Duncan
2-26	PHOENIX	W	99-91	36-20	19,013	29-Duncan	15-Duncan
2-28	@ Cleveland	L	107-114(OT)	36-21	15,481	35-Duncan	12-Duncan
MARCH RECORD:		13-3 (HOME: 7-0, ROAD: 6-3)					
3-1	@ Minnesota	W	85-77	37-21	19,799	25-Duncan	11-Duncan
3-3	@ New York	W	99-83	38-21	19,763	25-Duncan	15-Robinson
3-5	GOLDEN STATE	W	109-88	39-21	19,322	23-Duncan	9-Robinson
3-7	HOUSTON	W	99-97	40-21	17,094	30-Duncan	16-Duncan
3-9	@ Chicago	W	100-73	41-21	20,489	22-Duncan	11-Duncan/Robinson
3-11	@ Denver	W	93-78	42-21	13,511	21-Duncan	9-Duncan
3-12	MEMPHIS	W	98-84	43-21	19,519	23-Duncan	13-Duncan
3-14	CHICAGO	W	91-86	44-21	19,592	24-Duncan	17-Robinson
3-16	BOSTON	W	111-104	45-21	34,753	37-Duncan	10-Duncan
3-20	LA LAKERS	W	108-90	46-21	30,775	25-Duncan	9-Duncan
3-21	@ Dallas	W	105-102	47-21	20,133	32-Duncan	14-Duncan
3-23	MIAMI	W	89-79	48-21	24,336	23-Duncan	11-Duncan
3-25	@ LA Clippers	W	91-85	49-21	20,128	33-Duncan	13-Duncan
3-27	@ Portland	L	93-98	49-22	19,980	34-Duncan	11-Duncan/Robinson
3-29	@ Seattle	L	76-79	49-23	17,072	25-Duncan	16-Duncan
3-31	@ LA Lakers	L	95-96	49-24	18,997	26-Duncan	11-Duncan
APRIL RECORD:		9-0 (HOME: 4-0, ROAD: 5-0)					
4-3	SEATTLE	W	90-88	50-24	19,223	30-Duncan	18-Duncan
4-4	@ Houston	W	102-78	51-24	12,169	22-Duncan	14-Rose
4-6	DALLAS	W	89-87	52-24	34,739	33-Duncan	16-Duncan
4-8	PORTLAND	W	99-87	53-24	28,278	24-Duncan	8-Duncan
4-10	DENVER	W	87-79	54-24	19,893	16-Duncan	11-Duncan
4-12	@ Detroit	W	96-86	55-24	22,076	32-Duncan	11-Duncan
4-13	@ Memphis	W	113-92	56-24	19,405	30-Duncan	14-Duncan
4-16	PHOENIX	W	95-71	57-24	30,186	24-Duncan	11-Duncan
4-17	@ Utah	W	86-84	58-24	19,490	26-Duncan	16-Duncan

2002-03 RECAP



Manu Ginobili

RECORD

60-22 (33-8 home: 27-14 road)
First in Midwest Division

HONORS

Tim Duncan, NBA MVP
Tim Duncan, NBA Finals MVP
Tim Duncan, All-NBA First Team
Tim Duncan, All-Defensive First Team
Tim Duncan, NBA All-Star
David Robinson, J. Walter Kennedy
Citizenship Award
Bruce Bowen, All-Defensive Second Team
Manu Ginobili, All-Defensive Second Team
Gregg Popovich, NBA Coach of the Year

PLAYOFFS

Defeated Phoenix, First Round, 4-2
Defeated Los Angeles,
Western Conference Semifinals, 4-2
Defeated Dallas,
Western Conference Finals, 4-2
Defeated New Jersey, NBA Finals, 4-2

SPURS LEADERS

Scoring: Tim Duncan 23.3 ppg
Rebounding: Tim Duncan 12.9 rpg
Assists: Tony Parker 5.3 apg

Head Coach: Gregg Popovich
Assistants: P.J. Carlesimo, Mike Budenholzer
& Mike Brown

2002-03 SEASON NOTES

- Tim Duncan became the first player since Michael Jordan to win back-to-back regular season MVP honors ... ranked in the top 10 in points (seventh with 23.3), rebounds (third with 12.9), blocks (third with 2.93) and FG percentage (seventh with a .513 mark) ... of course the regular season was just a warm-up for Duncan ... in the postseason he averaged 24.7 points, 15.4 rebounds, 5.3 assists and 3.29 blocks in 42.5 minutes ... Duncan led the Spurs to their second NBA Championship in a five-year span and was named the 2003 Finals MVP (after averaging 24.2 points, 17.0 rebounds, 5.3 assists and 5.33 blocks in the Finals).
- The Spurs Championship served as a perfect ending to a perfect career ... prior to the 2002-03 season David Robinson announced it would be his last ... his 14th and final season with the Spurs was a memorable one ... he finished his NBA career with 20,790 points and 10,497 rebounds making him one of just 14 players in league history in the 20,000 point, 10,000 rebound club ... a 10-time All-Star, Robinson was the 1995 NBA MVP, the 1992 NBA Defensive Player of the Year and the 1990 NBA Rookie of the Year ... he led the league in scoring in 1994, in rebounding in 1991 and in blocked shots in 1992 to join Kareem Abdul-Jabbar as one of two players in NBA history to accomplish the feat.
- Rookie guard Manu Ginobili made an immediate impact and quickly became a fan favorite ... the Argentina native - who the Spurs selected with the 57th pick in the 1999 NBA Draft - joined the team after spending the previous three seasons playing in the Italian League ... he was named to the 2003 All-Rookie Second Team after averaging 7.6 points, 2.3 rebounds and 2.0 assists during the 2002-03 campaign.
- The Spurs moved into a new home for the 2002-03 campaign ... although the Spurs and their fans loved both the HemisFair Arena and the Alamodome, the AT&T Center was their first home conceived, designed and built with the Spurs in mind (unlike the HemisFair Arena - which was built for the 1968 World's Fair - and the Dome - which was built by the city of San Antonio as a multi-use sports and entertainment venue) ... in their first season in the AT&T Center the Spurs sold out 21 games, averaging 17,950 fans per game in the 18,797-seat facility.


2002-03 SPURS FINAL STATISTICS (60-22)

PLAYER	G	GS	MIN	3-POINT								REBOUNDS									SCORING		
				FG	FGA	PCT	FG	FGA	PCT	FT	FTA	PCT	OFF	DEF	TOT	AST	PF	DQ	STL	TO	BLK	PTS	AVG
Duncan	81	81	3181	714	1392	.513	6	22	.273	450	634	.710	259	784	1043	316	231	2	55	248	237	1884	23.3
Parker	82	82	2774	484	1043	.464	82	243	.337	219	290	.755	33	183	216	432	174	2	71	198	4	1269	15.5
Jackson	80	58	2254	356	818	.435	95	297	.320	139	183	.760	66	220	286	183	202	1	125	176	30	946	11.8
Rose	79	13	1933	289	630	.459	2	5	.400	242	306	.791	148	358	506	124	206	2	57	170	40	822	10.4
Robinson	64	64	1676	197	420	.469	0	0	---	152	214	.710	163	345	508	61	126	1	52	83	111	546	8.5
Ginobili	69	5	1431	174	397	.438	51	148	.345	126	171	.737	47	114	161	138	170	3	96	100	17	525	7.6
Bowen	82	82	2566	223	479	.466	101	229	.441	36	89	.404	59	180	239	113	195	0	66	72	42	583	7.1
Smith	53	18	1032	113	291	.388	39	118	.331	95	114	.833	21	78	99	70	79	0	28	43	9	360	6.8
Claxton	30	0	471	67	145	.462	0	11	.000	39	57	.684	22	34	56	75	43	0	22	35	7	173	5.8
Willis	71	6	840	123	257	.479	0	2	.000	51	83	.614	83	143	226	24	120	1	20	60	20	297	4.2
Kerr	75	0	952	110	256	.430	49	124	.395	30	34	.882	12	48	60	70	49	0	27	35	3	299	4.0
Ferry	64	1	601	44	124	.355	21	60	.350	10	13	.769	20	55	75	21	55	0	7	27	9	119	1.9
Brown	7	0	22	5	10	.500	0	0	---	2	2	1.000	4	3	7	2	3	0	0	5	0	12	1.7
Goldwire	10	0	51	5	18	.278	2	8	.250	0	2	1.000	0	3	3	3	5	0	3	2	0	12	1.2
Bateer	12	0	46	4	17	.235	1	3	.333	0	2	1.000	2	8	10	4	14	0	0	6	0	9	0.8
SPURS	82		19830	2908	6297	.462	449	1270	.354	1591	2194	.725	939	2556	3495	1636	1672	12	629	1295	529	7856	95.8
OPPONENTS	82		19830	2862	6703	.427	354	1043	.339	1334	1737	.768	1029	2322	3351	1559	1915	24	665	1231	422	7412	90.4

60-22 (FIRST IN MIDWEST DIVISION)

DATE	OPPONENT	W-L	SCORE	REC.	ATT.	HI-SCORER	HI-REBOUNDER
OCTOBER RECORD:		1-1 (HOME: 0-0, ROAD: 1-1)					
10-29	@ L.A. Lakers	W	87-82	1-0	18,997	16-Rose	11-Rose
10-30	@ Golden State	L	106-98	1-1	13,261	24-Duncan	15-Robinson
NOVEMBER RECORD:		10-6 (HOME: 8-2, ROAD: 2-4)					
11-1	TORONTO	W	91-72	2-1	18,787	22-Duncan	15-Duncan
11-4	@ Memphis	W	103-101(OT)	3-1	12,226	29-Duncan	14-Duncan
11-5	GOLDEN STATE	W	93-73	4-1	14,474	21-Parker	13-Robinson
11-9	PORTLAND	L	95-76	4-2	18,781	16-Duncan	11-Rose
11-11	MINNESOTA	W	91-75	5-2	15,594	20-Duncan	19-Robinson
11-13	@ New Jersey	L	91-82	5-3	11,534	21-Duncan	14-Robinson
11-14	@ Philadelphia	L	99-94	5-4	18,139	29-Duncan	9-Jackson/Duncan
11-16	@ Cleveland	W	90-77	6-4	10,031	14-Bowen	13-Rose
11-18	CLEVELAND	W	104-78	7-4	14,767	25-Duncan	9-Duncan
11-20	L.A. LAKERS	W	95-88	8-4	18,797	28-Jackson	18-Duncan
11-22	MEMPHIS	W	95-86	9-4	16,636	28-Duncan	15-Duncan
11-24	SEATTLE	L	91-90	9-5	16,211	22-Duncan	17-Robinson
11-26	@ Denver	L	85-81	9-6	11,851	18-Duncan	18-Duncan
11-27	DENVER	W	99-68	10-6	16,935	22-Jackson	14-Duncan
11-29	@ Phoenix	L	94-87	10-7	17,252	31-Duncan	15-Duncan
11-30	UTAH	W	107-85	11-7	18,797	17-Jackson	10-Robinson
DECEMBER RECORD:		8-6 (HOME: 5-1, ROAD: 3-5)					
12-3	@ Houston	L	89-75	11-8	11,120	25-Duncan	12-Duncan
12-6	PHILADELPHIA	W	98-93	12-8	17,985	29-Duncan	12-Robinson
12-8	SACRAMENTO	L	104-80	12-9	16,873	16-Duncan	13-Duncan
12-11	DALLAS	W	111-104	13-9	17,632	32-Parker	13-Duncan
12-13	L.A. CLIPPERS	W	97-84	14-9	16,696	28-Duncan	18-Duncan
12-16	@ L.A. Clippers	L	91-79	14-10	16,675	32-Duncan	11-Duncan
12-18	@ Seattle	W	91-88	15-10	15,831	22-Parker	15-Duncan
12-19	@ Sacramento	W	83-81	16-10	17,317	23-Duncan	14-Duncan
12-21	WASHINGTON	W	92-81	17-10	18,797	21-Parker	11-Duncan
12-23	NEW ORLEANS	W	99-94(OT)	18-10	18,797	29-Duncan	23-Duncan
12-27	@ Atlanta	L	81-79	18-11	13,453	27-Duncan	15-Duncan
12-28	@ Chicago	W	109-95	19-11	18,172	32-Parker	15-Duncan
12-30	@ New York	L	96-95	19-12	19,763	31-Duncan	17-Duncan
12-31	@ Washington	L	105-103	19-13	20,173	35-Duncan	13-Duncan
JANUARY RECORD:		11-3 (HOME: 6-1, ROAD: 5-2)					
1-3	GOLDEN STATE	W	98-95	20-13	18,797	37-Duncan	9-Duncan
1-5	@ L.A. Clippers	W	94-86	21-13	17,158	26-Parker	14-Duncan
1-8	@ Seattle	W	106-95	22-13	15,132	23-Duncan	9-Duncan
1-9	@ Portland	L	90-87	22-14	19,021	18-Jackson	12-Duncan
1-12	BOSTON	W	81-80	23-14	17,302	21-Duncan	9-Duncan
1-14	PHOENIX	W	108-100(OT)	24-14	17,101	38-Duncan	16-Duncan
1-17	ATLANTA	W	106-93	25-14	18,007	27-Duncan	9-Duncan
1-20	HOUSTON	W	87-82	26-14	17,537	32-Duncan	9-Duncan
1-22	MEMPHIS	L	98-93	26-15	17,126	30-Duncan	21-Duncan
1-24	@ Utah	W	91-90	27-15	19,911	29-Duncan	17-Duncan
1-25	DETROIT	W	108-76	28-15	17,353	22-Duncan	11-Duncan
1-27	@ Minnesota	L	106-95	28-16	14,306	19-Parker	11-Rose
1-29	@ Indiana	W	106-97	29-16	15,110	28-Parker	9-Robin/Jackson/Duncan
1-31	@ Orlando	W	109-108	30-16	15,654	23-Duncan	17-Duncan
FEBRUARY RECORD:		9-1 (HOME: 3-0, ROAD: 6-1)					
2-1	@ Miami	W	67-65	31-16	15,729	18-Parker	25-Duncan
2-5	@ Golden State	W	103-99	32-16	13,553	30-Duncan	12-Duncan
2-6	@ Denver	W	83-74	33-16	15,206	25-Duncan	10-Rose
2-11	@ Portland	W	116-111(OT)	34-16	19,631	36-Duncan	15-Rose/Duncan
2-14	@ L.A. Lakers	W	103-95	35-16	18,997	28-Duncan	20-Duncan
2-16	@ Sacramento	W	104-101	36-16	17,317	34-Duncan	12-Duncan
2-18	DENVER	W	101-76	37-16	17,274	18-Bowen	12-Duncan
2-20	@ Dallas	L	95-87	37-17	20,036	25-Rose	14-Rose
2-22	INDIANA	W	105-96	38-17	18,797	21-Duncan	10-Duncan
2-25	MIAMI	W	84-69	39-17	17,322	17-Duncan	10-Duncan
MARCH RECORD:		14-3 (HOME: 8-3, ROAD: 6-0)					
3-1	SACRAMENTO	W	108-100	40-17	18,797	32-Parker	15-Duncan
3-2	@ Houston	W	97-88	41-17	16,285	20-Ginobili	10-Robinson
3-4	PHOENIX	L	104-97	41-18	18,797	35-Duncan	21-Duncan
3-6	NEW JERSEY	W	92-78	42-18	18,797	21-Duncan/Parker	
3-9	@ Boston	W	94-78	43-18	18,624	18-Duncan	8-Rose/Duncan
3-11	@ Milwaukee	W	105-102	44-18	17,401	34-Rose	15-Duncan
3-12	@ Minnesota	W	111-99	45-18	15,309	22-Jackson	14-Duncan
3-14	L.A. CLIPPERS	W	107-96	46-18	18,797	24-Duncan	15-Duncan
3-16	CHICAGO	W	105-97	47-18	18,797	25-Parker	12-Duncan
3-18	NEW YORK	L	105-97	47-19	18,797	27-Duncan	12-Rose
3-20	@ Dallas	W	112-110(OT)	48-19	20,110	25-Duncan	18-Duncan
3-21	MINNESOTA	L	101-94(OT)	48-20	18,797	29-Duncan	12-Duncan
3-23	L.A. LAKERS	W	98-89	49-20	18,797	27-Duncan	17-Duncan
3-25	MILWAUKEE	W	107-94	50-20	18,797	31-Duncan	10-Duncan
3-27	HOUSTON	W	98-85	51-20	18,797	27-Jackson	14-Duncan
3-29	UTAH	W	101-81	52-20	18,797	30-Duncan	8-Duncan
3-30	@ New Orleans	W	92-90	53-20	17,357	33-Duncan	12-Duncan
APRIL RECORD:		7-2 (HOME: 3-1, ROAD: 4-1)					
4-1	ORLANDO	W	118-105	54-20	18,797	20-Duncan	7-Duncan
4-2	@ Memphis	W	105-87	55-20	12,116	33-Duncan	19-Duncan
4-4	@ Toronto	W	124-98	56-20	18,376	23-Rose	9-Rose
4-6	@ Detroit	W	89-83	57-20	22,076	25-Duncan	21-Duncan
4-9	PORTLAND	W	84-79	58-20	18,797	17-Ginobili	11-Jackson/Duncan
4-11	SEATTLE	W	94-86	59-20	19,217	20-Rose	15-Duncan
4-13	@ Phoenix	L	92-85	59-21	19,023	18-Rose	7-Robinson/Duncan
4-14	@ Utah	W	91-83	60-21	19,821	25-Parker	15-Duncan
4-16	DALLAS	L	93-72	60-22	19,217	11-Smith	9-Ferry/Robinson

2003-04 RECAP



Bruce Bowen

RECORD

57-25 (33-8 home: 24-17 road)
Second in Midwest Division

HONORS

Tim Duncan, All-NBA First Team
Tim Duncan, All-Defensive Second Team
Tim Duncan, NBA All-Star
Bruce Bowen, All-Defensive First Team

PLAYOFFS

Defeated Memphis, First Round, 4-0
Lost to Los Angeles, Western Conference
Semifinals, 2-4

SPURS LEADERS

Scoring: Tim Duncan 22.4 ppg
Rebounding: Tim Duncan 12.4 rpg
Assists: Tony Parker 5.5 apg

Head Coach: Gregg Popovich
Assistants: P.J. Carlesimo, Mike Budenholzer
& Mario Elie

2003-04 SEASON NOTES

- Coming off the 2003 NBA championship, the Spurs suffered through a slow start, opening the 2003-04 season with a 9-10 record (which put the team in 25th place in the NBA on 12/4) ... but the Spurs didn't panic ... instead - on 12/5 - the team started a 13-game winning streak ... the Spurs then finished the season with an 11-game winning streak ... at the end of the regular season their 57-25 mark was the third best in the NBA (behind only Indiana and Minnesota).
- As usual the Spurs success was based on their efforts on the defensive end ... during the 2003-04 campaign the Spurs held their opponents to 84.3 points per game with a .409 field goal percentage ... both marks set new NBA single-season record opponent lows for a full 82-game schedule (during the 50 game 1998-99 season Spurs opponents shot just .402 from the field) ... during the 2003-04 season the Spurs were 29-1 when holding their opponents to 80 points or less.
- Tim Duncan enjoyed another dominant season ... for the seventh straight year he earned spots on both the All-NBA Team and the All-Defensive Team ... he joined former teammate David Robinson as just the second player in history to be named to both an All-NBA Team and an All-Defensive Team in each of their first seven seasons ... Duncan ranked eighth in scoring (22.3 ppg), second in rebounds (12.4 rpg) and fourth in blocks (2.68 bpg).
- After sweeping Memphis in the first round the Spurs faced Los Angeles in the second round ... it was the fourth straight year that the Spurs and the Lakers met in the playoffs ... once again it was a classic series ... with the series tied 2-2 the Lakers beat the Spurs 74-73 on 5/13 in a crazy Game 5 in the AT&T Center ... the Lakers took a 72-71 lead with 11 seconds left thanks to a Kobe Bryant jumper ... after a series of timeouts Tim Duncan hit an amazing shot - a 20-foot runner off the dribble with Shaquille O'Neal on him - with less than a second left ... with 0.4 seconds left the Lakers inbounded the ball - across from the Spurs bench - and Derek Fisher caught, turned and launched a fade-away jumper that gave Los Angeles the win ... two nights later the Lakers beat the Spurs in Game 6 to end San Antonio's bid to win back-to-back


2003-04 SPURS FINAL STATISTICS (57-25)

				3-POINT									REBOUNDS										SCORING	
PLAYER	G	GS	MIN	FG	FGA	PCT	FG	FGA	PCT	FT	FTA	PCT	OFF	DEF	TOT	AST	PF	DQ	STL	TO	BLK	PTS	AVG	
Duncan	69	68	2527	592	1181	.501	2	12	.167	352	588	.599	227	632	859	213	164	1	62	183	185	1538	22.3	
Parker	75	75	2577	423	946	.447	62	199	.312	191	272	.702	43	194	237	411	148	0	61	179	7	1099	14.7	
Ginobili	77	38	2260	330	789	.418	88	245	.359	239	298	.802	86	258	344	291	181	0	136	161	16	987	12.8	
Turkoglu	80	44	2073	262	645	.406	101	241	.419	114	161	.708	52	306	358	154	165	0	80	94	32	739	9.2	
Nesterovic	82	82	2353	328	700	.469	0	0	---	54	114	.474	257	376	633	114	247	5	51	107	165	710	8.7	
Rose	67	13	1256	173	404	.428	0	3	.000	183	225	.813	110	210	320	69	164	1	36	112	24	529	7.9	
Bowen	82	82	2624	211	502	.420	77	212	.363	66	114	.579	45	208	253	113	166	1	84	90	33	565	6.9	
Ward (TOT)	71	10	1252	160	390	.410	84	206	.408	20	27	.741	12	132	144	215	107	2	64	96	11	4246.0		
Ward (SA)	36	0	425	45	130	.346	25	68	.368	4	6	.667	2	46	48	45	33	0	17	27	3	119	3.3	
Mercer	39	0	516	90	211	.427	2	7	.286	13	17	.765	10	39	49	22	37	0	14	26	5	195	5.0	
Horry	81	1	1290	141	348	.405	41	108	.380	69	107	.645	108	164	272	101	165	0	48	55	49	392	4.8	
Carter	5	2	87	11	37	.297	0	3	.000	0	0	---	2	9	11	12	9	0	4	12	0	22	4.4	
Brown	58	0	627	85	196	.434	4	14	.286	60	74	.811	38	92	130	33	61	0	15	38	4	234	4.0	
Heal	6	0	72	7	24	.292	4	18	.222	4	5	.800	1	3	4	5	2	0	1	5	0	22	3.7	
Willis	48	0	373	70	150	.467	0	1	.000	24	39	.615	37	61	98	11	61	0	21	32	9	164	3.4	
Hart	53	5	660	71	159	.447	2	9	.222	33	43	.767	10	69	79	81	59	0	28	29	5	177	3.3	
Garcia	2	0	13	1	7	.143	0	0	---	1	2	.500	0	0	0	0	0	0	2	1	0	3	1.5	
Carroll (TOT)	16	0	70	7	16	.438	1	3	.333	4	6	.667	1	5	6	2	8	0	1	6	0	19	1.2	
Carroll (SA)	3	0	22	2	5	.400	0	0	---	2	4	.500	1	2	3	5	0	1	4	0	6	2	2.0	
SPURS	82		19755	2842	6434	.442	408	1140	.358	1409	2069	.681	1029	2669	3698	1676	1667	8	661	1203	537	7501	91.5	
OPPONENTS	82		19755	2613	6388	.409	311	951		327	1372	1844	744	909	2459	3368	1419	1837	18	635	1254	380	6909	84.3

57-25 (SECOND IN MIDWEST DIVISION)

DATE	OPPONENT	W-L	SCORE	REC.	ATT.	HI-SCORER	HI-REBOUNDER
OCTOBER RECORD:							
10-28	PHOENIX	1-1 (HOME)	83-82	1-0	18,797	24-Duncan	12-Duncan
10-29	@ Denver	W	72-80	1-1	17,429	17-Duncan	21-Duncan
NOVEMBER RECORD:							
8-7 (HOME: 6-2, ROAD: 2-5)							
11-1	NEW YORK	L	86-74	2-1	18,797	15-Duncan	15-Duncan
11-3	@ Memphis	W	80-88	2-2	12,821	13-Ginobili/Nesterovic	14-Nesterovic
11-4	MIAMI	W	80-73	3-2	17,666	15-Ginobili	11-Rose
11-6	L.A. LAKERS	L	117-120(2OT)	3-3	18,797	33-Ginobili	12-Ginobili
11-8	DALLAS	L	78-81	3-4	18,797	20-Rose	22-Rose
11-10	UTAH	W	87-78	4-4	18,797	18-Ginobili	10-Duncan
11-12	@ New Jersey	W	85-71	5-4	13,286	31-Duncan	12-Duncan
11-14	@ Philadelphia	L	96-100	5-5	20,344	35-Duncan	15-Duncan
11-15	@ Washington	W	95-71	6-5	20,173	23-Rose	13-Duncan
11-18	GOLDEN STATE	W	94-81	7-5	17,098	21-Duncan	10-Duncan
11-20	@ Dallas	L	92-95	7-6	19,989	30-Duncan	17-Duncan
11-21	ATLANTA	W	114-75	8-6	18,797	25-Duncan	10-Duncan
11-26	CHICAGO	W	109-98	9-6	16,771	17-Ginobili	11-Ginobili
11-28	@ L.A. Lakers	L	87-103	9-7	18,997	13-Ginobili	11-Duncan
11-29	@ Golden State	L	89-91	9-8	17,680	27-Duncan	15-Duncan
DECEMBER RECORD:							
13-2 (HOME: 7-1, ROAD: 6-1)							
12-1	@ L.A. Clippers	L	83-91	9-9	12,514	26-Rose	11-Rose
12-3	L.A. LAKERS	L	86-90	9-10	18,841	30-Duncan	15-Duncan
12-5	@ Orlando	W	105-94	10-10	15,394	47-Duncan	12-Duncan
12-6	@ Miami	W	86-70	11-10	14,603	21-Duncan/Nesterovic	19-Duncan
12-8	@ Chicago	W	96-82	12-10	18,233	26-Ginobili	14-Duncan
12-10	PORTLAND	W	102-77	13-10	15,131	18-Duncan	14-Duncan
12-11	@ Houston	W	71-67	14-10	18,170	22-Duncan	11-Nesterovic
12-13	HOUSTON	W	86-73	15-10	18,797	16-Ginobili	12-Duncan
12-15	MEMPHIS	W	78-67	16-10	14,524	21-Duncan	15-Nesterovic
12-17	TORONTO	W	73-70	17-10	16,375	30-Duncan	13-Duncan
12-19	@ Seattle	W	87-73	18-10	15,712	27-Duncan	20-Duncan
12-20	@ Portland	W	101-91	19-10	15,010	26-Duncan	10-Duncan
12-23	L.A. CLIPPERS	W	111-90	20-10	18,797	22-Duncan	10-Duncan
12-26	ORLANDO	W	98-83	21-10	18,797	27-Duncan	16-Duncan
12-28	MILWAUKEE	W	89-74	22-10	18,797	25-Ginobili	15-Duncan
JANUARY RECORD:							
9-8 (HOME: 4-4, ROAD: 5-4)							
1-3	PHILADELPHIA	L	77-83	22-11	18,797	16-Turkoglu	12-Duncan
1-5	@ Denver	W	98-74	23-11	15,120	30-Duncan	12-Duncan
1-6	WASHINGTON	W	94-72	24-11	16,413	16-Duncan/Parker	11-Duncan
1-9	@ New Orleans	W	94-84	25-11	17,740	15-Duncan/Bowen	9-Nesterovic
1-10	INDIANA	W	89-85(OT)	26-11	18,797	30-Duncan	15-Duncan
1-13	@ Atlanta	L	77-86	26-12	11,807	28-Duncan	9-Duncan
1-14	MINNESOTA	L	93-100	26-13	17,411	36-Duncan	20-Duncan
1-16	@ Indiana	L	79-89	26-14	18,044	16-Duncan	10-Horry
1-18	@ Boston	W	109-92	27-14	18,624	23-Nesterovic	13-Nesterovic
1-19	@ Detroit	L	77-85	27-15	22,076	17-Duncan	10-Duncan
1-21	NEW JERSEY	W	99-76	28-15	17,441	21-Duncan	17-Duncan
1-23	@ Phoenix	W	86-84	29-15	17,799	25-Duncan	12-Duncan
1-24	NEW ORLEANS	L	96-98	29-16	17,897	20-Rose	13-Duncan
1-26	@ Milwaukee	L	92-93	29-17	14,385	26-Parker	8-Duncan
1-27	@ New York	W	77-67	30-17	19,190	30-Duncan	19-Duncan
1-29	SACRAMENTO	L	91-96	30-18	17,669	35-Duncan	18-Duncan
1-31	UTAH	W	85-81	31-18	18,797	33-Duncan	14-Duncan
FEBRUARY RECORD:							
8-2 (HOME: 2-0, ROAD: 6-2)							
2-2	@ Utah	W	83-65	32-18	19,911	31-Duncan	11-Duncan
2-5	@ Seattle	W	96-90	33-18	15,256	23-Duncan	14-Duncan
2-6	@ Sacramento	W	102-94	34-18	17,317	28-Duncan	14-Duncan
2-9	@ Houston	W	85-82	35-18	16,040	28-Duncan	10-Duncan
2-18	@ Toronto	W	86-82	36-18	17,119	26-Duncan	21-Duncan
2-20	@ Cleveland	L	87-89	36-19	20,562	21-Duncan/Ginobili	12-Duncan
2-22	@ Minnesota	W	94-92	37-19	20,347	26-Parker	14-Turkoglu
2-24	HOUSTON	W	86-77	38-19	18,797	27-Duncan	13-Duncan
2-26	@ Dallas	L	91-115	38-20	20,458	22-Duncan	17-Duncan
2-28	DENVER	W	117-92	39-20	18,797	29-Parker	12-Nesterovic
MARCH RECORD:							
11-5 (HOME: 10-1, ROAD: 1-4)							
3-1	MEMPHIS	L	80-81	39-21	16,705	19-Turkoglu	10-Nesterovic/Rose
3-3	SEATTLE	W	88-84	40-21	16,611	18-Turkoglu	12-Nesterovic
3-5	DALLAS	W	113-100	41-21	18,797	27-Parker	15-Nesterovic
3-6	@ Phoenix	W	107-86	42-21	16,039	22-Nesterovic	13-Nesterovic
3-9	@ Memphis	L	88-94	42-22	15,544	24-Parker	14-Rose
3-10	L.A. CLIPPERS	W	108-90	43-22	16,919	21-Rose	12-Rose
3-12	GOLDEN STATE	W	99-74	44-22	17,174	17-Rose	9-Turkoglu
3-14	@ Sacramento	L	87-101	44-23	17,317	16-Ginobili	13-Nesterovic
3-15	@ Golden State	L	80-97	44-24	14,153	29-Parker	7-Nesterovic
3-18	MINNESOTA	W	106-86	45-24	18,797	22-Duncan	10-Duncan
3-20	BOSTON	W	103-87	46-24	19,034	26-Duncan/Ginobili	15-Duncan
3-23	@ Minnesota	L	81-86	46-25	20,111	26-Duncan	9-Turkoglu
3-25	DETROIT	W	84-75	47-25	17,695	17-Ginobili	13-Duncan
3-27	PHOENIX	W	105-76	48-25	18,797	14-Duncan/Turkoglu	16-Duncan
3-29	CLEVELAND	W	101-93	49-25	18,797	21-Ginobili	8-Ginobili
3-31	SACRAMENTO	W	107-89	50-25	18,797	29-Ginobili	7-Duncan/Nesterovic/Turkoglu
APRIL RECORD:							
7-0 (HOME: 3-0, ROAD: 4-0)							
4-2	@ Utah	W	94-81	51-25	19,911	19-Brown	10-Duncan/Nesterovic
4-4	@ L.A. Lakers	W	95-89	52-25	18,997	29-Parker	13-Duncan
4-7	SEATTLE	W	96-75	53-25	18,797	21-Duncan	10-Duncan/Nesterovic
4-9	PORTLAND	W	84-74	54-25	18,797	21-Duncan/Ginobili	14-Duncan
4-11	@ L.A. Clippers	W	88-79	55-25	18,031	26-Duncan	9-Duncan
4-12	@ Portland	W	78-66	56-25	18,997	22-Parker	15-Duncan
4-14	DENVER	W	93-67	57-25	18,797	23-Duncan	16-Duncan

2004-05 RECAP



Robert Horry

RECORD

59-23 (38-3 home: 21-20 road)
First in Southwest Division

HONORS

Tim Duncan, NBA Finals MVP
Tim Duncan, All-NBA First Team
Tim Duncan, All-Defensive First Team
Tim Duncan, NBA All-Star
Bruce Bowen, All-Defensive First Team
Manu Ginobili, NBA All-Star

PLAYOFFS

Defeated Denver, First Round, 4-1
Defeated Seattle, Western Conference Semifinals, 4-2
Defeated Phoenix, Western Conference Finals, 4-1
Defeated Detroit, NBA Finals, 4-3

SPURS LEADERS

Scoring: Tim Duncan 20.3 ppg
Rebounding: Tim Duncan 11.1 rpg
Assists: Tony Parker 6.1 apg

Head Coach: Gregg Popovich
Assistants: P.J. Carlesimo, Mike Budenholzer,
Don Newman & Brett Brown

2004-05 SEASON NOTES

- The Spurs captured their third NBA championship in a thrilling seven-game Finals victory over the Detroit Pistons ... Tim Duncan was named Finals MVP for the third time in his career after averaging 20.6 points and 14.1 rebounds in 40.7 minutes in the seven games ... but he had plenty of help ... Manu Ginobili averaged 18.7 points, 5.9 rebounds, 4.0 assists and 1.29 steals ... Bruce Bowen played his trademark defense (he was second on the team in minutes averaging 38.7 minutes per game in the Finals) ... then there was Robert Horry who had one of the all-time great games in Finals history ... in Game 5 at Detroit on 6/19 he finished with 21 points (scoring all of his points in the final 17:01 of the game) ... his biggest shot of the night was a 25-foot three-pointer with 5.8 seconds left that gave the Spurs a 96-95 overtime win and a 3-2 series lead.
- Tim Duncan and Bruce Bowen were both named to the NBA All-Defensive First Team ... it marked the first time that two teammates earned first team honors since the 1997-98 season when both Michael Jordan and Scottie Pippen were named to the 1998 All-Defensive First Team.
- Manu Ginobili joined Tim Duncan at the 2005 All-Star Game in Denver ... it was the 10th time in franchise history that two Spurs players were named All-Stars in the same season.
- The Spurs made NBA history in April becoming the first team to ever win back-to-back double-overtime games ... the Spurs posted a 125-124 win at the Clippers on 4/9 before heading north and beating the Warriors 136-134 on 4/10 ... making the feat even more impressive ... the Spurs were without Tim Duncan and Devin Brown vs. the Clippers and then were forced to play without Duncan, Brown, Manu Ginobili and Rasha Nesterovic against the Warriors.
- The Spurs enjoyed their best home record in franchise history finishing with a 38-3 mark in the AT&T Center.


2004-05 SPURS FINAL STATISTICS (59-23)

PLAYER	G	GS	MIN	3-POINT									REBOUNDS			SCORING								
				FG	FGA	PCT	FG	FGA	PCT	FT	FTA	PCT	OFF	DEF	TOT	AST	PF	DQ	STL	TO	BLK	PTS	AVG	
Duncan	66	66	2203	517	1042	.496	3	9	.333	305	455	.670	202	530	732	179	144	0	45	127	174	1342	20.3	
Parker	80	80	2735	539	1118	.482	43	156	.276	210	323	.650	47	251	298	491	167	0	98	215	4	1331	16.6	
Ginobili	74	74	2193	367	780	.471	97	258	.376	355	442	.803	75	254	329	288	190	1	119	172	27	1186	16.0	
Robinson	9	0	157	34	77	.442	2	6	.333	20	23	.870	4	20	24	8	19	0	4	7	3	90	10.0	
Mohammed(TOT)	77	59	1933	289	602	.480	0	1,000		153	227	.674	247	339	586	34	236	3	58	108	86	731	9.5	
Mohammed (SA)	23	5	414	55	142	.387	0	0	---	32	56	.571	78	69	147	8	64	1	5	27	33	142	6.2	
Bowen	82	82	2627	251	598	.420	102	253	.403	71	112	.634	50	235	285	126	175	0	55	57	39	675	8.2	
Barry	81	8	1742	194	459	.423	100	280	.357	113	135	.837	29	161	190	178	123	0	39	64	20	601	7.4	
Brown	67	0	1238	173	409	.423	45	121	.372	103	130	.792	37	139	176	92	83	0	39	53	12	494	7.4	
Rose	50	1	862	124	267	.464	0	4,000		69	99	.697	95	132	227	41	124	1	31	56	9	317	6.3	
Horry	75	16	1396	157	375	.419	51	138	.370	86	109	.789	91	177	268	80	138	1	67	69	60	451	6.0	
Udrih	80	2	1149	173	390	.444	58	142	.408	67	89	.753	16	67	83	150	96	0	41	77	10	471	5.9	
Nesterovic	70	70	1785	198	430	.460	0	0	---	14	30	.467	184	275	459	71	207	1	31	73	117	410	5.9	
Glover	7	0	68	8	22	.364	1	8	.125	8	10	.800	3	8	11	4	9	0	3	2	3	25	3.6	
Marks	23	0	244	27	80	.338	0	3,000		22	28	.786	18	38	56	8	29	0	3	14	11	76	3.3	
Massenburg	61	6	699	74	182	.407	0	0	---	48	63	.762	54	109	163	14	122	1	18	40	20	196	3.2	
Wilks	48	0	278	32	77	.416	5	16	.313	12	16	.750	4	21	25	33	26	0	14	14	1	81	1.7	
Johnson	2	0	15	0	2	.000	0	1,000		0	0	---	0	3	3	0	1	0	1	1	0	0	0.0	
SPURS	82		19805	29236	450	.453	5071	1395	.363	1535	2120	.724	9872	4893	3476	1771	1717		6	613	1126	543	7888	96.2
OPPONENTS	82		19805	27126	359	.426	323	881	.367	1501	1955	.768	8932	4033	3296	1385	1891	24	594	1240	421	7248	88.4	

59-23 (FIRST IN SOUTHWEST DIVISION)

DATE	OPPONENT	W-L	SCORE	REC.	ATT.	HI-SCORER	HI-REBOUNDER
NOVEMBER RECORD:		12-3 (HOME: 6-0, ROAD: 6-3)					
11/03	SACRAMENTO	W	101-85	1-0	18,797	30-Duncan	14-Duncan
11/05	@L.A. Lakers	W	105-96	2-0	18,997	26-Duncan	16-Duncan
11/07	@Seattle	L	94-113	2-1	15,351	21-Ginobili/Parker	10-Duncan
11/10	GOLDEN STATE	W	91-71	3-1	16,826	23-Duncan	18-Duncan
11/12	MIAMI	W	93-84	4-1	18,797	29-Ginobili	13-Duncan
11/13	@Atlanta	W	103-88	5-1	11,326	26-Duncan	18-Duncan
11/16	NEW YORK	W	99-81	6-1	17,705	18-Parker	10-Duncan
11/18	@Philadelphia	W	88-80	7-1	16,446	34-Duncan	13-Duncan
11/19	@Boston	W	92-84	8-1	15,586	26-Duncan	6-Duncan
11/21	@Toronto	L	91-96	8-2	17,264	26-Duncan	15-Duncan
11/22	@Memphis	L	90-93	8-3	16,127	26-Duncan	9-Duncan
11/24	DALLAS	W	94-80	9-3	18,797	27-Duncan	13-Duncan
11/26	@Denver	W	89-75	10-3	19,099	23-Duncan	13-Duncan
11/27	UTAH	W	109-76	11-3	17,543	16-Rose	13-Duncan
11/30	@Dallas	W	107-89	12-3	19,455	20-Duncan	13-Duncan
DECEMBER RECORD:		13-3 (HOME: 8-1, ROAD: 5-2)					
12/01	PHILADELPHIA	W	105-72	13-3	17,566	24-Brown/Duncan	12-Duncan
12/03	DETROIT	W	80-77	14-3	18,797	20-Parker	7-Duncan
12/04	@Milwaukee	W	104-83	15-3	17,812	20-Duncan	18-Duncan/Nesterovic
12/06	@Chicago	W	91-75	16-3	16,353	17-Parker	11-Duncan
12/08	SEATTLE	L	96-102	16-4	18,797	39-Duncan	10-Duncan
12/09	@Houston	L	80-81	16-5	16,170	26-Duncan	18-Duncan
12/11	CLEVELAND	W	116-97	17-5	18,797	34-Duncan	7-Duncan
12/15	ORLANDO	W	99-97	18-5	17,384	24-Duncan	13-Duncan
12/17	@New Orleans	W	83-67	19-5	13,071	19-Duncan	12-Duncan
12/18	GOLDEN STATE	W	104-85	20-5	17,467	21-Ginobili/Parker	7-Horry/Duncan/Ginobili
12/22	@Orlando	L	87-93	20-6	16,325	24-Duncan	11-Nesterovic
12/23	MINNESOTA	W	96-82	21-6	18,797	22-Ginobili	10-Duncan
12/26	BOSTON	W	107-90	22-6	17,541	27-Parker	11-Duncan
12/28	PHOENIX	W	115-94	23-6	18,797	29-Parker	12-Duncan
12/30	@Portland	W	114-80	24-6	18,677	19-Duncan	9-Duncan
12/31	@L.A. Clippers	W	98-79	25-6	17,115	23-Duncan	8-Duncan
JANUARY RECORD:		12-4 (HOME: 9-0, ROAD: 3-4)					
01/02	@Sacramento	L	81-86	25-7	17,317	18-Ginobili	12-Nesterovic
01/04	L.A. LAKERS	W	100-83	26-7	18,797	24-Bowen	15-Duncan
01/06	INDIANA	W	111-98	27-7	17,549	27-Duncan	12-Duncan
01/08	DENVER	W	99-90	28-7	18,797	22-Ginobili	11-Nesterovic
01/10	@Utah	L	96-97	28-8	18,325	24-Duncan	13-Duncan
01/12	MILWAUKEE	W	94-79	29-8	16,754	21-Duncan	9-Duncan
01/14	DALLAS	W	98-95	30-8	18,797	25-Duncan	12-Nesterovic
01/15	@Houston	L	67-73	30-9	18,290	21-Parker	12-Duncan
01/17	WASHINGTON	W	101-73	31-9	17,232	24-Brown	12-Nesterovic
01/19	L.A. CLIPPERS	W	80-79	32-9	17,603	25-Parker	14-Duncan
01/21	@Phoenix	W	128-123(OT)	33-9	18,422	48-Ginobili	19-Duncan
01/23	@Sacramento	L	103-73	34-9	17,317	23-Duncan	13-Duncan
01/24	@Portland	L	99-107	34-10	15,075	24-Duncan	11-Duncan
01/27	SACRAMENTO	W	90-80	35-10	18,797	25-Ginobili	12-Duncan
01/29	NEW ORLEANS	W	93-83	36-10	18,797	23-Parker	14-Duncan
01/31	@Seattle	W	103-84	37-10	17,072	23-Ginobili	10-Duncan/Parker
FEBRUARY RECORD:		6-3 (HOME: 1-1, ROAD: 5-2)					
02/03	@L.A. Lakers	W	103-91	38-10	18,997	22-Parker	11-Rose
02/08	@Charlotte	W	104-85	39-10	12,985	20-Parker	10-Rose
02/09	@Washington	L	87-95	39-11	20,173	22-Parker	8-Nesterovic/Parker
02/11	@New Jersey	W	101-91	40-11	17,121	27-Parker	15-Duncan
02/13	@Miami	L	92-96	40-12	20,258	24-Ginobili	11-Nesterovic
02/16	@New Orleans	W	101-78	41-12	13,105	19-Duncan	15-Rose
02/23	HOUSTON	W	99-81	42-12	18,797	30-Duncan	11-Duncan
02/26	MEMPHIS	L	82-84	42-13	18,797	27-Duncan	19-Duncan
02/28	@Cleveland	W	94-92	43-13	18,216	20-Duncan	11-Duncan
MARCH RECORD:		10-5 (HOME: 10-1, ROAD: 0-4)					
03/02	TORONTO	W	92-86	44-13	17,795	17-Ginobili	11-Duncan
03/04	CHICAGO	W	102-99	45-13	18,797	31-Duncan	13-Duncan
03/06	UTAH	W	101-94	46-13	18,797	31-Ginobili	8-Ginobili
03/08	NEW JERSEY	W	90-74	47-13	17,588	22-Brown	9-Brown
03/09	@Phoenix	L	101-107	47-14	18,422	30-Parker	6-Brown/Nesterovic/Mohammed
03/12	DENVER	L	87-90	47-15	18,797	25-Parker	9-Mohammed
03/14	NEW ORLEANS	W	112-89	48-15	18,797	25-Udrih	13-Duncan
03/16	MINNESOTA	W	89-73	49-15	18,797	25-Duncan	14-Duncan
03/18	CHARLOTTE	W	93-76	50-15	17,798	24-Parker	9-Horry
03/20	@Detroit	L	101-110	50-16	22,076	18-Brown	8-Mohammed
03/21	@New York	L	75-88	50-17	19,763	22-Brown	11-Nesterovic
03/23	@Indiana	L	92-100	50-18	16,560	17-Barry	7-Brown
03/25	ATLANTA	W	111-95	51-18	18,797	23-Barry/Ginobili	8-Ginobili
03/27	HOUSTON	W	83-70	52-18	18,797	18-Ginobili	8-Parker
03/30	SEATTLE	W	89-76	53-18	18,797	28-Parker	9-Nesterovic
APRIL RECORD:		6-5 (HOME: 4-0, ROAD: 2-5)					
04/01	@Denver	L	84-102	53-19	19,730	17-Parker	9-Ginobili/Horry
04/02	L.A. LAKERS	W	95-94	54-19	18,797	20-Barry	8-Ginobili/Horry/Nesterovic
04/06	L.A. CLIPPERS	W	91-82	55-19	18,797	16-Ginobili	10-Marks
04/07	@Dallas	L	68-104	55-20	20,418	12-Barry	6-Nesterovic
04/09	@L.A. Clippers	W	125-124(2OT)	56-20	19,748	40-Ginobili	9-Massenburg
04/10	@Golden State	W	136-134(2OT)	57-20	16,324	35-Parker	15-Mohammed
04/12	PORTLAND	W	95-89	58-20	18,797	30-Ginobili	14-Mohammed
04/13	@Utah	L	91-93	58-21	17,014	21-Ginobili	10-Mohammed
04/16	MEMPHIS	W	97-75	59-21	18,797	15-Bowen	18-Duncan/Mohammed
04/18	@Memphis	L	92-94	59-22	17,183	23-Robinson	15-Mohammed
04/20	@Minnesota	L	73-95	59-23	18,122	16-Robinson	8-Mohammed

2005-06 RECAP



Michael Finley

RECORD

63-19 (34-7 home: 29-12 road)
First in Southwest Division

HONORS

Tim Duncan, All-NBA Second Team
Tim Duncan, All-Defensive Second Team
Tim Duncan, NBA All-Star
Bruce Bowen, All-Defensive First Team
Tony Parker, NBA All-Star

PLAYOFFS

Defeated Sacramento, First Round, 4-2
Lost to Dallas, Western Conference
Semifinals, 4-3

SPURS LEADERS

Scoring: Tony Parker 18.9 ppg
Rebounding: Tim Duncan 11.0 rpg
Assists: Tony Parker 5.8 apg

Head Coach: Gregg Popovich
Assistants: P.J. Carlesimo, Mike Budenholzer,
Don Newman, Brett Brown &
Chip Engelland

2005-06 SEASON NOTES

- The Spurs set the franchise record for most wins in a season finishing with a 63-19 mark ... It was the third time that the Spurs hit the 60-win plateau ... the 1994-95 team posted a 62-20 record while the 2002-03 Spurs squad went 60-22.
- Two-time All-Star Michael Finley signed with the Spurs on 9/2/05 after spending his previous nine seasons with the Dallas Mavericks ... in his first season in San Antonio, Finley averaged 10.1 points in 26.5 minutes in 77 games.
- Tony Parker enjoyed a break-out season, averaging 18.9 points, 5.8 assists and 3.3 rebounds ... he led the team in both scoring and assists ... he is the first – and only – point guard to lead the Spurs in scoring ... Parker snapped a string of seven straight seasons in which Tim Duncan had led the team in scoring ... Parker ranked third in the NBA in FG percentage with a .548 mark from the field (becoming the first point guard to rank in the top-three in FG percentage since Butch Beard in the 1973-74 season) ... Parker became the ninth Spur to appear in the NBA All-Star Game (finishing with 8 points in 20 minutes in the 2006 All-Star Game).
- Despite being hobbled all season with plantar fasciitis in his right foot Tim Duncan was named to both the All-NBA Second Team and the All-Defensive Second Team ... by earning the honors he extended his NBA record becoming the first player to be named to both an All-NBA Team and an All-Defensive Team in each of his first nine seasons (David Robinson is second on the list being named to both teams in each of his first seven seasons).


2005-06 SPURS FINAL STATISTICS (63-19)

PLAYER	G	GS	MIN	3-POINT			REBOUNDS			SCORING						
				FG	FGA	PCT	FG	FGA	PCT	FT	FTA	PCT	OFF	DEF	TOT	PTS
Parker	80	80	2715	623	1136	.548	11	36	.306	253	358	.707	38	223	261	1510
Duncan	80	80	2784	574	1185	.484	2	5	.400	335	533	.629	231	650	881	1485
Ginobili	65	56	1813	309	669	.462	83	217	.382	280	360	.778	42	188	230	981
Finley	77	18	2038	286	695	.412	110	279	.394	98	115	.852	31	216	247	780
Bowen	82	82	2755	232	536	.433	104	245	.424	51	84	.607	35	285	320	619
Mohammed	80	30	1389	190	377	.504	0	0	---	113	144	.785	163	255	418	493
Barry	74	5	1259	156	345	.452	80	202	.396	39	59	.661	29	130	159	431
Van Exel	65	2	986	136	343	.397	55	154	.357	28	41	.683	6	85	91	355
Horry	63	3	1182	112	292	.384	53	144	.368	44	68	.647	71	171	242	321
Udrih	54	3	586	106	233	.455	24	70	.343	39	50	.780	18	34	52	275
Nesterovic	80	51	1515	172	334	.515	0	2	.000	18	30	.600	114	195	309	362
Marks	25	0	181	37	71	.521	0	3	.000	7	12	.583	12	31	43	81
Sanders	16	0	113	16	33	.485	2	3	.667	7	10	.700	4	19	23	41
Oberto	59	0	490	44	93	.473	0	2	.000	15	27	.556	57	66	123	103
Scales	1	0	0	0	0	---	0	0	---	0	0	---	0	0	0	0
SPURS	82	19805	29936	472	5241	.432	385	1327	.291	702	851	1254	833	399	1717	7174
OPPONENTS	82	19805	27826	420	433	.300	886	339	.262	740	886	2417	3303	1336	1709	7837
																95.6

63-19 (FIRST IN SOUTHWEST DIVISION)

DATE	OPPONENT	W-L	SCORE	REC.	ATT.	HI-SCORER	HI-REBOUNDER
NOVEMBER RECORD 11-3 (HOME: 6-1, ROAD: 5-2)							
11/1	@ DENVER	W	102-91	1-0	18,797	26 - Parker	10 - Duncan
11/4	@ CLEVELAND	W	102-76	2-0	18,797	21 - Duncan	10 - Duncan
11/5	@ Dallas	L	84-103	2-1	20,468	24 - Duncan	12 - Duncan
11/7	@ Chicago	W	104-95 (OT)	3-1	21,827	24 - Duncan	16 - Duncan
11/9	@ Charlotte	W	94-86	4-1	17,237	29 - Duncan	10 - Duncan
11/11	@ Boston	W	103-82	5-1	18,624	29 - Duncan	12 - Duncan
11/12	@ Washington	L	95-110	5-2	20,173	28 - Ginobili	14 - Duncan
11/15	ATLANTA	W	103-79	6-2	18,797	24 - Ginobili	8 - Oberto
11/17	HOUSTON	W	86-80	7-2	18,797	19 - Duncan	9 - Duncan
11/19	PHOENIX	W	97-91	8-2	18,797	24 - Duncan	13 - Duncan
11/21	@ Sacramento	W	96-93	9-2	17,317	23 - Parker	19 - Duncan
11/23	@ Golden State	W	113-89	10-2	18,768	26 - Parker	12 - Duncan
11/25	CHICAGO	L	99-106	10-3	18,797	24 - Duncan	11 - Duncan
11/29	L.A. LAKERS	W	90-84	11-3	18,797	22 - Ginobili	9 - Duncan
DECEMBER RECORD 13-4 (HOME: 8-0, ROAD: 5-4)							
12/1	@ Dallas	W	92-90	12-3	20,076	30 - Parker	14 - Duncan
12/3	PHILADELPHIA	W	100-91	13-3	18,797	20 - Parker	12 - Duncan
12/5	@ Orlando	W	110-85	14-3	14,661	26 - Duncan	12 - Duncan
12/7	MIAMI	W	98-84	15-3	18,797	28 - Duncan	16 - Duncan
12/9	BOSTON	W	101-89	16-3	18,797	20 - Duncan	11 - Duncan
12/10	@ Atlanta	L	84-94	16-4	16,678	20 - Parker	10 - Duncan/Ginobili
12/13	L.A. CLIPPERS	W	95-87 (OT)	17-4	18,797	27 - Duncan	22 - Duncan
12/15	@ Minnesota	W	90-88	18-4	17,003	21 - Finley	9 - Duncan
12/17	SACRAMENTO	W	96-91	19-4	18,797	25 - Parker	19 - Duncan
12/18	@ NO/OK City	L	76-89	19-5	19,297	17 - Finley/Parker	8 - Duncan
12/20	@ Milwaukee	L	107-109 (OT)	19-6	16,865	34 - Duncan	13 - Duncan
12/21	@ New York	W	109-96	20-6	19,763	19 - Finley	5 - Horry/Nesterovic/Mohammed
12/23	TORONTO	W	95-90	21-6	18,797	27 - Duncan	10 - Duncan
12/25	@ Detroit	L	70-85	21-7	22,076	19 - Parker	11 - Duncan
12/27	INDIANA	W	99-86	22-7	18,797	27 - Parker	9 - Duncan
12/29	NO/OK CITY	W	111-84	23-7	18,797	18 - Finley	7 - Duncan
12/31	@ Denver	W	98-88	24-7	18,296	25 - Duncan	10 - Duncan
JANUARY RECORD: 11-3 (HOME: 7-2, ROAD: 4-1)							
1/4	PORTLAND	W	106-75	25-7	18,797	18 - Duncan/Parker	13 - Duncan
1/6	MINNESOTA	W	83-77	26-7	18,797	23 - Parker	14 - Duncan
1/7	@ Phoenix	L	86-97	26-8	18,422	19 - Duncan/Ginobili	12 - Duncan
1/10	NEW JERSEY	W	96-91	27-8	18,797	27 - Duncan	12 - Duncan
1/12	DETROIT	L	68-83	27-9	18,797	17 - Duncan/Parker	13 - Duncan
1/14	MEMPHIS	W	80-79	28-9	18,797	20 - Ginobili	13 - Duncan
1/16	@ Memphis	W	93-83	29-9	18,119	28 - Parker	12 - Duncan
1/18	MILWAUKEE	W	95-92	30-9	18,797	27 - Duncan	9 - Duncan
1/20	@ Miami	W	101-94	31-9	20,287	38 - Parker	11 - Duncan
1/22	DENVER	L	85-59	31-10	18,797	17 - Mohammed	13 - Duncan
1/24	CHARLOTTE	W	104-76	32-10	18,797	17 - Udris	9 - Duncan
1/25	@ NO/OK City	W	84-68	33-10	19,289	17 - Duncan	8 - Bowen
1/28	MINNESOTA	W	102-88	34-10	18,797	28 - Duncan	16 - Duncan
1/30	@ Utah	W	79-70	35-10	19,384	19 - Duncan	9 - Mohammed
FEBRUARY RECORD 9-2 (HOME: 3-0, ROAD: 6-2)							
2/1	@ Portland	W	86-82	36-10	16,638	22 - Ginobili	17 - Duncan
2/2	@ Golden State	W	89-86	37-10	17,223	23 - Parker	11 - Duncan
2/8	@ Toronto	W	125-118 (OT)	38-10	19,284	32 - Parker	8 - Nesterovic
2/10	@ New Jersey	W	83-73	39-10	19,096	22 - Ginobili	7 - Duncan
2/12	@ Indiana	W	92-88	40-10	18,345	29 - Ginobili	11 - Duncan
2/13	@ Cleveland	L	87-101	40-11	19,486	19 - Duncan	10 - Duncan
2/15	@ Philadelphia	L	100-103 (OT)	40-12	17,335	23 - Parker	20 - Mohammed
2/21	SEATTLE	W	103-78	41-12	18,797	30 - Parker	16 - Duncan
2/24	@ Memphis	W	83-80	42-12	18,119	19 - Duncan	16 - Duncan
2/25	GOLDEN STATE	W	92-75	43-12	18,797	15 - Mohammed	16 - Duncan
2/27	NEW YORK	W	121-93	44-12	18,797	22 - Finley	7 - Duncan
MARCH RECORD 12-4 (HOME: 6-1, ROAD: 6-3)							
3/2	DALLAS	W	98-89	45-12	18,797	23 - Parker	8 - Bowen
3/4	PORTLAND	W	101-81	46-12	18,797	22 - Duncan	15 - Duncan
3/6	@ L.A. Lakers	W	103-96	47-12	18,997	21 - Finley/Ginobili/Parker	7 - Duncan
3/7	@ L.A. Clippers	L	85-98	47-13	18,409	20 - Parker	7 - Duncan
3/9	@ Phoenix	W	117-93	48-13	18,422	29 - Parker	11 - Mohammed
3/10	L.A. LAKERS	L	92-100	48-14	18,797	16 - Barry/Finley	9 - Finley
3/12	HOUSTON	W	88-81	49-14	18,797	20 - Duncan	10 - Duncan
3/14	NO/OK CITY	W	96-81	50-14	18,797	20 - Parker	8 - Duncan/Mohammed
3/17	PHOENIX	W	108-102	51-14	18,797	30 - Mohammed	16 - Mohammed
3/18	@ Houston	W	92-77	52-14	18,797	23 - Parker	8 - Duncan/Mohammed
3/21	GOLDEN STATE	W	107-96	53-14	18,797	29 - Parker	13 - Duncan
3/22	@ Denver	L	92-104	53-15	17,455	26 - Ginobili	6 - Duncan
3/24	@ Portland	L	98-79	54-15	17,018	23 - Barry	7 - Duncan
3/26	@ Seattle	L	102-106	54-16	16,861	28 - Duncan	10 - Duncan
3/28	@ L.A. Clippers	W	98-87	55-16	17,978	20 - Duncan/Finley	13 - Duncan
3/30	@ L.A. Lakers	W	96-85	56-16	18,997	20 - Duncan	13 - Duncan
APRIL RECORD 7-3 (HOME: 4-3, ROAD: 3-0)							
4/1	WASHINGTON	W	106-99	57-16	18,997	20 - Duncan	13 - Duncan
4/4	@ Utah	W	95-46	58-16	18,064	26 - Ginobili	13 - Duncan
4/5	SACRAMENTO	L	87-97	58-17	18,997	16 - Parker	9 - Mohammed
4/7	DALLAS	L	86-92	58-18	18,997	22 - Ginobili	9 - Duncan
4/9	MEMPHIS	W	83-81	59-18	18,997	23 - Duncan	12 - Duncan
4/11	SEATTLE	W	104-95	60-18	18,997	27 - Parker	14 - Duncan
4/13	ORLANDO	W	80-92	60-19	18,997	31 - Duncan	13 - Duncan
4/16	@ Minnesota	W	103-90	61-19	15,231	15 - Udris	8 - Duncan
4/17	UTAH	W	115-82	62-19	18,997	18 - Ginobili	11 - Nesterovic
4/19	@ Houston	W	89-87	63-19	17,613	19 - Barry	6 - Horry/Mohammed

2006-07 RECAP



Brent Barry

RECORD

58-24 (31-10 home: 27-14 road)
Second in Southwest Division

HONORS

Tim Duncan, All-NBA First Team
Tim Duncan, All-Defensive First Team
Tim Duncan, NBA All-Star
Tony Parker, NBA Finals MVP
Tony Parker, NBA All-Star
Bruce Bowen, All-Defensive First Team

PLAYOFFS

Defeated Denver, First Round, 4-1
Defeated Phoenix, Western Conference Semifinals, 4-2
Defeated Utah, Western Conference Finals, 4-1
Defeated Cleveland, NBA Finals, 4-0

SPURS LEADERS

Scoring: Tim Duncan 20.0 ppg
Rebounding: Tim Duncan 10.6 rpg
Assists: Tony Parker 5.5 apg

Head Coach: Gregg Popovich
Assistants: P.J. Carlesimo, Mike Budenholzer,
Don Newman, Brett Brown &
Chip Engelland

2006-07 SEASON NOTES

- The Spurs captured their fourth NBA Championship in a nine-year span sweeping the Cavaliers in the 2007 Finals ... Tony Parker became the first European-born player to earn NBA Finals MVP honors, averaging 24.5 points, 5.0 rebounds and 3.3 assists in 37.8 minutes in the four-game series.
- By winning the 2007 NBA Championship the Spurs became just the fifth franchise to claim four-or-more titles ... the Celtics lead the way with 17 NBA Championships, followed by the Lakers with 14, the Bulls with six and the Sixers with four.
- The Spurs ended the 2006-07 season on a roll, finishing with a 25-6 mark in the final 31 games of the season ... the team enjoyed a 13-game winning streak from 2/13 to 3/13 (matching the third longest winning streak in franchise history).
- Tim Duncan and Michael Finley both joined the NBA's 15,000 point club during the 2006-07 campaign ... Duncan became the 99th player in NBA history to hit the 15,000 point mark at Seattle on 11/26 ... Finley joined the exclusive club at Minnesota on 1/8.
- Tim Duncan was named to both the All-NBA First Team and the All-Defensive First Team ... by earning the honors he extended his NBA record becoming the first player to be named to both an All-NBA Team and an All-Defensive Team in each of his first 10 seasons (David Robinson is second on the list being named to both teams in each of his first seven seasons).


2006-07 SPURS FINAL STATISTICS (58-24)

PLAYER	G	GS	MIN	3-POINT						REBOUNDS								SCORING					
				FG	FGA	PCT	FG	FGA	PCT	FT	FTA	PCT	OFF	DEF	TOT	AST	PF	DQ	STL	TO	BLK	PTS	AVG
Duncan	80	80	2726	618	1131	.546	1	9	.111	362	568	.637	213	633	846	273	203	0	66	224	190	1599	20.0
Parker	77	77	2499	570	1096	.520	15	38	.395	274	350	.783	34	216	250	420	137	0	82	191	6	1429	18.6
Ginobili	75	36	2060	396	854	.464	128	323	.396	320	372	.860	59	268	327	263	155	0	109	157	27	1240	16.5
Finley	82	16	1823	273	663	.412	104	286	.364	90	98	.918	34	189	223	108	76	0	32	46	16	740	9.0
Barry	75	28	1631	202	425	.475	128	287	.446	103	117	.880	17	143	160	138	88	0	56	61	12	635	8.5
White	6	2	137	18	41	.439	2	7	.286	12	15	.800	3	17	20	5	7	0	3	5	1	50	8.3
Bowen	82	82	2464	189	467	.405	89	232	.384	43	73	.589	23	200	223	117	175	1	62	65	25	510	6.2
Elson	70	41	1332	144	282	.511	0	2	.000	62	80	.775	81	255	336	55	184	0	31	86	59	350	5.0
Bonner	56	0	653	106	237	.447	36	94	.383	27	38	.711	64	92	156	22	67	1	17	25	11	275	4.9
Udrih	73	1	948	127	344	.369	33	115	.287	53	60	.883	11	71	82	122	70	0	27	56	1	340	4.7
Oberto	79	33	1365	158	281	.562	0	0	—	33	51	.647	131	237	368	68	213	2	25	69	24	349	4.4
Horry	68	8	1124	90	251	.359	50	149	.336	38	64	.594	73	156	229	77	105	1	45	44	41	268	3.9
Butler	11	2	103	16	35	.457	0	0	—	9	10	.900	6	16	22	5	16	0	2	10	0	41	3.7
Vaughn	64	4	760	71	167	.425	1	2	.500	49	65	.754	8	60	68	131	74	0	24	40	2	192	3.0
Ely (TOT)	30	0	309	29	80	.363	0	0	—	31	47	.660	15	38	53	18	51	0	6	28	8	89	3.0
Ely (SA)	6	0	65	6	20	.300	0	0	—	7	12	.583	3	11	14	4	12	0	4	5	2	19	3.2
Williams	16	0	88	15	34	.441	8	17	.471	4	7	.571	1	13	14	6	6	0	2	5	0	42	2.6
SPURS	82		19780	2999	6328	.474	595	1561	.381	1486	1980	.751	761	2577	3338	1814	1588	5	587	1137	417	8079	98.5
OPPONENTS	82		19780	2860	6463	.443	368	1101	.334	1300	1756	.740	829	2379	3208	1416	1739	12	580	1176	337	7388	90.1

58-24 (SECOND IN SOUTHWEST DIVISION)

DATE	OPPONENT	W-L	SCORE	REC.	ATT.	HI-SCORER	HI-REBOUNDER
NOVEMBER RECORD							
11-5 (HOME: 4-3, ROAD: 7-2)							
11/2	@ Dallas	W	97-91	1-0	20,416	19 - Parker	10 - Duncan
11/3	CLEVELAND	W	81-88	1-1	18,797	25 - Duncan	12 - Duncan
11/5	@ Toronto	W	103-94	2-1	18,099	26 - Duncan	9 - Oberto
11/6	@ New York	W	105-93	3-1	18,333	24 - Parker	8 - Duncan
11/8	PHOENIX	W	111-106 (OT)	4-1	18,797	29 - Parker	14 - Duncan
11/11	NEW YORK	W	100-92	5-1	18,797	33 - Parker	16 - Duncan
11/14	@ Houston	W	92-84	6-1	18,289	19 - Duncan/Ginobili	15 - Duncan
11/15	CHARLOTTE	L	92-95 (OT)	6-2	18,797	25 - Parker	13 - Duncan
11/17	CHICAGO	W	100-83	7-2	18,797	21 - Duncan	11 - Duncan
11/19	@ Sacramento	W	108-99	8-2	17,317	35 - Duncan	14 - Duncan
11/20	@ Portland	W	107-98	9-2	14,163	25 - Duncan/Ginobili	6 - Duncan
11/22	MIAMI	W	106-86	10-2	18,797	19 - Duncan	6 - Duncan/Barry
11/24	DALLAS	L	92-95	10-3	18,797	29 - Duncan	11 - Oberto
11/26	@ Seattle	W	98-78	11-3	15,483	20 - Parker	16 - Duncan
11/27	@ Golden State	L	102-111	11-4	17,078	28 - Parker	16 - Duncan
11/29	@ Utah	L	75-83	11-5	19,089	21 - Duncan	10 - Duncan
DECEMBER RECORD							
12-3 (HOME: 8-2, ROAD: 4-1)							
12/2	SACRAMENTO	W	100-98	12-5	18,797	23 - Bowen	11 - Duncan
12/4	GOLDEN STATE	W	129-89	13-5	18,797	18 - Barry	9 - Elson
12/6	@ Charlotte	W	96-76	14-5	14,066	25 - Duncan	6 - Elson/Finley
12/8	L.A. CLIPPERS	W	111-82	15-5	18,797	22 - Ginobili	10 - Duncan
12/10	@ L.A. Lakers	L	99-106	15-6	18,997	23 - Ginobili	13 - Duncan
12/11	@ L.A. Clippers	W	103-81	16-6	18,147	24 - Barry	5 - Duncan/Udrih
12/13	MINNETOYA	W	106-96	17-6	18,862	24 - Ginobili	7 - Elson
12/14	@ NO/Okla. City	W	103-77	18-6	15,140	24 - Ginobili	9 - Duncan
12/16	PHILADELPHIA	W	103-98	19-6	18,797	24 - Parker	9 - Duncan/Ginobili
12/20	MEMPHIS	W	105-98	20-6	18,797	21 - Duncan	9 - Duncan
12/22	HOUSTON	L	78-97	20-7	18,797	23 - Ginobili	11 - Duncan
12/23	@ NO/Okla. City	W	112-77	21-7	19,164	19 - Parker	5 - Parker
12/26	MILWAUKEE	L	107-114	21-8	18,797	25 - Duncan	12 - Duncan
12/28	UTAH	W	106-83	22-8	18,797	22 - Parker	9 - Duncan
12/31	ATLANTA	W	95-81	23-8	18,797	27 - Parker	11 - Duncan/Bonner
JANUARY RECORD:							
9-7 (HOME: 4-3, ROAD: 5-4)							
1/2	@ Cleveland	L	78-82	23-9	20,214	26 - Parker	15 - Duncan
1/3	@ Minnesota	L	101-103 (OT)	23-10	14,185	26 - Ginobili	13 - Duncan
1/5	DALLAS	L	85-90	23-11	18,797	25 - Ginobili	7 - Duncan
1/7	@ Memphis	W	110-96	24-11	15,227	34 - Ginobili	9 - Duncan
1/9	PORTLAND	W	98-84	25-11	18,240	16 - Duncan	9 - Duncan
1/10	@ Denver	W	92-83	26-11	16,486	26 - Parker	13 - Duncan
1/13	WASHINGTON	W	93-80	27-11	18,797	19 - Ginobili	11 - Duncan
1/15	@ Chicago	L	87-99	27-12	22,218	22 - Ginobili	16 - Duncan
1/17	L.A. LAKERS	L	96-100	27-13	18,797	26 - Duncan	9 - Duncan
1/19	NO/OKLA. CITY	W	99-86	28-13	17,153	23 - Parker	16 - Duncan
1/21	@ Philadelphia	W	99-85	29-13	14,883	23 - Barry	15 - Duncan
1/22	@ Boston	W	93-89	30-13	15,928	21 - Duncan	9 - Duncan
1/24	HOUSTON	L	85-90	30-14	18,328	37 - Duncan	10 - Duncan
1/26	MEMPHIS	L	112-96	31-14	18,332	26 - Duncan	13 - Duncan
1/28	@ L.A. Lakers	W	96-94 (OT)	32-14	18,997	21 - Duncan/Ginobili	14 - Duncan
1/31	@ Utah	L	93-97	32-15	19,911	27 - Parker	12 - Duncan
FEBRUARY RECORD							
7-3 (HOME: 3-0, ROAD: 4-3)							
2/1	@ Phoenix	L	87-103	32-16	18,422	32 - Ginobili	18 - Duncan
2/7	@ Washington	W	110-83	33-16	20,173	20 - Duncan/Parker	8 - Elson
2/9	@ Orlando	L	104-106	33-17	17,451	24 - Duncan	16 - Duncan
2/11	@ Miami	L	85-100	33-18	20,210	26 - Ginobili	11 - Duncan
2/13	@ New Jersey	W	107-82	34-18	14,936	21 - Duncan	8 - Duncan
2/14	@ Detroit	W	90-81	35-18	22,076	23 - Duncan	18 - Elson
2/20	DENVER	W	95-80	36-18	18,586	17 - Parker	8 - Elson
2/21	@ Atlanta	W	103-96	37-18	15,565	40 - Ginobili	9 - Duncan
2/24	SEATTLE	W	102-71	38-18	18,797	21 - Parker	15 - Duncan
2/26	TORONTO	W	107-91	39-18	18,563	27 - Parker	16 - Duncan
MARCH RECORD							
13-2 (HOME: 7-1, ROAD: 6-1)							
3/2	ORLANDO	W	98-74	40-18	18,797	31 - Ginobili	10 - Duncan
3/3	@ Houston	W	97-74	41-18	18,364	26 - Duncan	8 - Elson
3/5	@ L.A. Clippers	W	88-74	42-18	18,655	16 - Ginobili	12 - Duncan
3/6	@ Portland	W	99-94	43-18	15,911	24 - Duncan	8 - Duncan
3/8	@ Sacramento	W	100-93	44-18	17,317	31 - Ginobili	13 - Duncan
3/10	NEW JERSEY	W	93-77	45-18	18,797	19 - Parker	13 - Duncan
3/13	L.A. CLIPPERS	W	93-84	46-18	18,797	25 - Parker	9 - Duncan
3/15	@ Milwaukee	L	90-101	46-19	13,917	20 - Barry	13 - Duncan
3/17	BOSTON	L	85-91	46-20	18,797	30 - Parker	16 - Duncan
3/21	INDIANA	W	95-72	47-20	18,580	27 - Duncan	9 - Bonner
3/23	DETROIT	W	90-89	48-20	18,797	22 - Parker	14 - Duncan
3/25	@ Seattle	W	120-79	49-20	16,409	19 - Ginobili	10 - Duncan
3/26	@ Golden State	W	126-89	50-20	18,207	20 - Duncan/Finley/Parker	9 - Elson
3/28	NO/OKLA. CITY	W	92-88	51-20	18,334	31 - Duncan	9 - Bowen
3/30	UTAH	W	102-93	52-20	18,797	25 - Ginobili	14 - Duncan
APRIL RECORD							
6-4 (HOME: 5-1, ROAD: 1-3)							
4/1	@ Indiana	L	99-100	52-21	13,447	22 - Parker	12 - Duncan
4/3	SEATTLE	W	110-91	53-21	18,583	18 - Bowen	10 - Oberto
4/5	PHOENIX	W	92-85	54-21	18,797	35 - Parker	10 - Duncan/Elson/Finley
4/7	GOLDEN STATE	W	112-99	55-21	18,797	28 - Duncan	15 - Duncan
4/9	PORTLAND	W	112-96	56-21	17,852	30 - Parker	5 - Oberto/Parker/Bonner
4/11	SACRAMENTO	W	109-100	57-21	18,797	26 - Duncan	13 - Duncan
4/13	@ Minnesota	W	110-91	58-21	19,356	21 - Ginobili	10 - Duncan
4/15	@ Dallas	L	86-91	58-22	20,444	23 - Parker	7 - Duncan/Elson
4/16	@ Memphis	L	91-101	58-23	13,345	17 - Finley/White	10 - Bonner/Butler
4/18	DENVER	L	77-100	58-24	18,797	13 - Udrih	9 - Butler

2007-08 RECAP



Kurt Thomas

RECORD

56-26 (34-7 home: 22-19 road)
Second in Southwest Division

HONORS

Tim Duncan, All-NBA Second Team
Tim Duncan, All-Defensive First Team
Tim Duncan, NBA All-Star
Manu Ginobili, All-NBA Third Team
Manu Ginobili, NBA Sixth Man of the Year
Tony Parker, NBA All-Star
Bruce Bowen, All-Defensive First Team

PLAYOFFS

Defeated Phoenix, First Round, 4-1
Defeated New Orleans, Western Conference Semifinals, 4-3
Lost to L.A. Lakers, Western Conference Finals, 4-1

SPURS LEADERS

Scoring: Manu Ginobili 19.5 ppg
Rebounding: Tim Duncan 11.3 rpg
Assists: Tony Parker 6.0 apg

Head Coach: Gregg Popovich
Assistants: Mike Budenholzer, Don Newman,
Brett Brown, Chip Engelland,
Chad Forcier

2007-08 SEASON NOTES

- The Spurs celebrated their rich history during the 2007-08 season as the team played its 35th season in San Antonio ... the Spurs played their first ABA regular season game against the San Diego Conquistadors at the HemisFair Arena on 10/10/73 ... after spending their first three years in the ABA the Spurs joined the NBA in the summer of 1976 when the two leagues merged ... during their 32 NBA seasons the Spurs have made winning a habit posting the second-highest overall winning percentage in NBA history.
- Bruce Bowen hit a milestone on 3/12/08 at New Orleans, playing and starting in his 500th consecutive game ... the streak ended when Bowen missed the 3/14 contest at Detroit due to an NBA suspension ... Bowen is by far the Silver and Black's franchise leader for consecutive games played and started ... his streak lasted for seven seasons and the Spurs have won three NBA championships since his first missed game on 2/26/02 vs. Phoenix.
- During the 2007-08 season the Spurs were without a member of the Big Three (Duncan, Parker and Ginobili) for a total of 24 games ... in those games the Spurs were 14-10 (.583) vs. a record of 41-17 (.810) with all three members of the Big Three in the lineup.
- Bruce Bowen and Tim Duncan were both selected to the 2008 NBA All-Defensive First Team ... it marked the third time that both Bowen and Duncan were named to the All-Defensive First Team (2005, 2007 and 2008) ... since the All-Defensive Teams were introduced in 1968-69 they are just the fourth set of teammates to be named to three-or-more first teams in the same season.
- With a 99-84 victory vs. Minnesota on 3/28/08 the Spurs hit the 50 win mark for the ninth straight season ... the Spurs joined the Lakers and the Celtics as the only teams in NBA history to accomplish the feat of winning 50-plus games in nine-or-more consecutive seasons.
- Manu Ginobili became the first Spurs player to win the NBA's Sixth Man of the Year award ... a sixth man in 51-of-74 games played this season, Ginobili led the Spurs in scoring with a career-high average of 19.5 points to go along with 4.8 rebounds, 4.5 assists and 1.47 steals ... he was also the only player in the NBA to average at least 17 points in under 32.0 minutes per game ... Ginobili is first Sixth Man Award winner to lead his team in scoring since Ricky Pierce averaged 23.0 points for the Milwaukee Bucks during the 1989-90 season.
- Gregg Popovich entered the 600 win club with a 105-88 victory over the Minnesota Timberwolves on 1/12/08 at the AT&T Center ... he became the 20th member of the exclusive club ... with Pop's victory, he surpassed Red Auerbach to become the third fastest coach in NBA history to reach 600 wins.


2007-08 SPURS FINAL STATISTICS (56-26)

	3-POINT												REBOUNDS										SCORING	
PLAYER	G	GS	MIN	FG	FGA	PCT	FG	FGA	PCT	FT	FTA	PCT	OFF	DEF	TOT	AST	PF	DQ	STL	TO	BLK	PTS	AVG	
Ginobili	74	23	2292	453	984	.460	156	389	.401	380	442	.860	63	291	354	332	173	0	109	200	33	1442	19.5	
Duncan	78	78	2651	585	1178	.497	0	4	.000	338	463	.730	237	644	881	218	185	1	56	178	152	1508	19.8	
Parker	69	68	2312	515	1043	.494	17	66	.258	248	347	.715	30	191	221	411	93	0	55	164	8	1295	18.8	
Finley	82	61	2204	315	761	.414	132	357	.370	64	80	.800	27	227	254	114	93	0	29	56	10	826	10.1	
Barry	31	1	554	77	160	.481	48	112	.429	19	20	.950	12	43	55	54	43	0	17	18	3	221	7.1	
Thomas (TOT)	70	48	1584	195	396	.492	0	1	.000	53	80	.663	130	377	507	67	188	2	56	46	57	443	6.3	
Thomas (SA)	28	9	524	56	125	.448	0	1	.000	14	24	.583	36	102	138	14	57	0	21	18	14	126	4.5	
Bowen	81	81	2448	174	428	.407	90	215	.419	45	69	.652	33	201	234	91	177	0	54	46	22	483	6.0	
Udoka	73	0	1316	159	375	.424	61	165	.370	44	58	.759	36	192	228	63	127	1	56	58	17	423	5.8	
Stoudamire (TOT)	60	33	1037	120	337	.356	50	149	.336	27	34	.794	20	98	118	165	76	0	30	80	2	317	5.3	
Stoudamire (SA)	31	4	413	43	143	.301	14	55	.255	6	8	.750	6	41	47	53	30	0	11	30	2	106	3.4	
Oberto	82	64	1651	180	296	.608	0	1	.000	37	61	.607	153	277	430	95	203	3	37	51	20	397	4.8	
Bonner	68	3	853	121	291	.416	46	137	.336	38	44	.864	53	139	192	32	111	0	14	39	17	326	4.8	
Vaughn	74	9	1139	121	283	.428	3	10	.300	61	80	.763	13	61	74	159	97	0	23	54	1	306	4.1	
Elson	41	3	534	62	148	.419	0	0	---	20	24	.833	33	102	135	16	62	0	9	30	14	144	3.5	
Mahinmi	6	0	23	6	12	.500	0	0	---	9	9	1.000	0	5	5	1	4	0	0	2	4	21	3.5	
Johnson	5	0	28	7	14	.500	3	9	.333	0	2	.000	0	1	1	1	4	0	1	0	0	17	3.4	
Washington	18	0	146	21	48	.438	4	12	.333	7	13	.538	4	16	20	15	16	0	5	14	0	53	2.9	
Horry	45	5	583	38	119	.319	18	70	.257	18	28	.643	35	74	109	47	55	0	21	22	19	112	2.5	
Richardson	5	1	29	3	7	.429	2	5	.400	2	2	1.000	0	1	1	1	5	0	1	0	0	10	2.0	
Langford	2	0	10	1	4	.250	0	0	---	0	0	---	0	2	2	0	1	0	0	0	0	2	1.0	
Jones	3	0	20	1	4	.250	0	2	.000	0	0	---	0	2	2	1	1	0	2	1	0	2	0.7	
Williams	1	0	2	0	1	.000	0	0	---	0	0	---	0	0	0	0	0	0	0	0	1	0	0.0	
SPURS	82	-	19730	2938	6424	.457	594	1610	.369	1350	1774	.761	771	2612	3383	1718	1537	5	521	1035	337	7820	95.4	
OPPONENTS	82	-	19730	2857	6431	.444	420	1227	.342	1293	1710	.756	776	2527	3303	1490	1625	9	566	1058	361	7427	90.6	

56-26 (SECOND IN SOUTHWEST DIVISION)

DATE	OPPONENT	W-L	SCORE	REC.	ATT.	HI-SCORER	HI-REBOUNDER
OCTOBER RECORD:		2-0 (HOME: 1-0, ROAD: 1-0)					
10-30	PORTLAND	W	106-97	1-0	18,797	24-Duncan	13-Duncan
10-31	@Memphis	W	104-101	2-0	17,538	30-Ginobili	11-Elson
NOVEMBER RECORD:		12-3 (HOME: 8-0, ROAD: 4-3)					
11-2	SACRAMENTO	W	96-80	3-0	17,072	15-Duncan/Parker	10-Duncan/Oberto
11-6	@Houston	L	81-89	3-1	18,280	23-Ginobili	10-Duncan
11-7	MIAMI	W	88-78	4-1	17,503	25-Ginobili	14-Elson
11-9	@New Orleans	W	115-297	5-1	15,297	27-Parker	11-Duncan
11-11	MILWAUKEE	W	113-88	6-1	17,670	21-Ginobili	10-Duncan
11-13	LOS ANGELES	W	107-92	7-1	18,797	26-Parker	6-Elson/Oberto
11-15	@Dallas	L	92-105	7-2	20,468	25-Ginobili	9-Ginobili
11-16	HOUSTON	W	90-84	8-2	18,797	25-Duncan	13-Duncan
11-20	@Atlanta	W	95-83	9-2	17,025	31-Parker	10-Oberto
11-21	ORLANDO	W	128-110	10-2	18,797	32-Parker	16-Duncan
11-23	MEMPHIS	W	101-88	11-2	18,797	28-Duncan	9-Elson/Duncan
11-25	@Seattle	W	116-101	12-2	14,186	26-Duncan	9-Oberto
11-26	@Sacramento	L	98-112	12-3	12,587	15-Duncan	7-Parker
11-28	WASHINGTON	W	109-94	13-3	18,386	29-Parker	8-Parker
11-30	@Minnesota	W	106-91	14-3	16,297	31-Ginobili	14-Duncan
DECEMBER RECORD:		7-5 (HOME: 7-2, ROAD: 0-3)					
12-2	PORTLAND	W	100-79	15-3	18,797	27-Parker	9-Oberto
12-5	DALLAS	W	97-95	16-3	18,797	37-Ginobili	8-Bowen/Finley
12-7	UTAH	W	104-98	17-3	18,797	37-Ginobili	11-Oberto
12-11	@Golden State	L	84-96	17-4	19,827	25-Bonner	17-Bonner
12-13	@L.A. Lakers	L	97-102	17-5	18,997	22-Bowen	16-Oberto
12-15	DENVER	W	102-91	18-5	18,797	21- Finley/Oberto	13-Oberto
12-17	PHOENIX	L	95-100	18-6	18,797	36-Duncan	17-Duncan
12-19	@Memphis	L	85-88	18-7	13,260	20-Ginobili	14-Duncan
12-22	L.A. CLIPPERS	W	99-90	19-7	18,797	34-Duncan	18-Duncan
12-26	CHICAGO	W	94-79	20-7	18,797	28-Parker	11-Duncan
12-28	TORONTO	L	73-83	20-8	18,797	20-Finley	12-Duncan
12-30	MEMPHIS	W	111-87	21-8	18,797	24-Duncan/Parker	17-Duncan
JANUARY RECORD:		8-8 (HOME: 4-3, ROAD: 4-5)					
1-3	@Denver	L	77-80	21-9	19,155	20-Duncan/Parker	14-Duncan
1-4	NEW YORK	W	97-93	22-9	18,797	15-Bowen	9-Duncan
1-6	@L.A. Clippers	W	88-82	23-9	16,623	26-Parker	17-Duncan
1-7	@Golden State	L	121-130(OT)	23-10	19,107	32-Duncan	13-Duncan
1-10	DETROIT	L	80-90	23-11	18,797	24-Duncan	15-Duncan
1-12	MINNESOTA	W	105-88	24-11	18,797	22-Ginobili	9-Duncan
1-14	PHILADELPHIA	W	89-82	25-11	17,609	20-Ginobili	16-Duncan
1-17	CLEVELAND	L	89-92	25-12	18,482	31-Ginobili	11-Duncan
1-19	@Houston	L	81-83	25-13	18,353	24-Duncan	17-Duncan
1-21	@Charlotte	W	95-86	26-13	17,124	19-Duncan	10-Duncan
1-23	L.A. LAKERS	W	103-91	27-13	18,797	28-Duncan	17-Duncan
1-24	@Miami	W	90-89	28-13	19,600	30-Duncan	11-Duncan/Ginobili
1-26	NEW ORLEANS	L	78-102	28-14	18,797	17-Duncan/Parker	8-Duncan
1-28	@Utah	L	91-97	28-15	19,911	29-Ginobili	11-Duncan
1-29	@Seattle	L	85-88	28-16	13,295	29-Ginobili	12-Duncan
1-31	@Phoenix	W	84-81	29-16	18,422	19-Ginobili	17-Duncan
FEBRUARY RECORD:		10-1 (HOME: 4-0, ROAD: 6-1)					
2/5	@Indiana	W	116-89	30-16	11,288	19-Duncan	15-Duncan
2/6	@Washington	W	85-77	31-16	20,173	23-Duncan	11-Oberto
2/8	@New York	W	99-93(OT)	32-16	19,763	21-Duncan	14-Duncan
2/10	@Boston	L	90-98	32-17	18,624	22-Duncan	14-Duncan
2/11	@Toronto	W	93-88	33-17	19,800	34-Ginobili	10-Duncan
2/13	@Cleveland	W	112-105	34-17	20,562	46-Ginobili	15-Ginobili
2/19	CHARLOTTE	W	85-65	35-17	18,383	18-Ginobili	15-Duncan
2/21	@Minnesota	W	100-99	36-17	13,920	44-Ginobili	14-Duncan
2/23	NEW ORLEANS	W	98-89	37-17	18,797	30-Ginobili	11-Duncan
2/25	ATLANTA	W	89-74	38-17	18,113	23-Duncan	10-Duncan
2/28	DALLAS	W	97-94	39-17	18,797	31-Duncan	15-Duncan
MARCH RECORD:		12-6 (HOME: 7-1, ROAD: 5-5)					
3/1	@Milwaukee	W	96-94	40-17	16,974	30-Ginobili	8-Oberto
3/2	@New Jersey	W	93-83	41-17	18,594	25-Parker	14-Duncan
3/4	NEW JERSEY	W	81-70	42-17	17,486	29-Duncan	12-Duncan
3/6	INDIANA	W	108-97	43-17	17,738	28-Ginobili	12-Duncan
3/7	@Denver	L	96-109	43-18	19,821	24-Ginobili	9-Duncan
3/9	@Phoenix	W	87-84	44-19	18,422	22-Ginobili	10-Duncan
3/10	DENVER	W	107-103	44-19	18,797	23-Duncan	18-Duncan
3/12	@New Orleans	L	75-100	44-20	16,319	24-Duncan/Parker	11-Duncan
3/14	@Detroit	L	80-84	44-21	22,076	26-Parker	10-Duncan
3/15	@Philadelphia	L	96-103	44-22	19,942	27-Parker	7-Ginobili
3/17	BOSTON	L	91-93	44-23	18,797	32-Ginobili	8-Duncan
3/20	@Chicago	W	102-80	45-23	22,353	23-Parker	10-Duncan
3/21	SACRAMENTO	W	102-89	46-23	18,797	21-Duncan	13-Duncan
3/23	@Dallas	W	88-81	47-23	20,411	26-Ginobili	13-Duncan
3/25	@Orlando	W	107-97	48-23	17,519	28-Ginobili	15-Duncan
3/26	L.A. CLIPPERS	W	97-88	49-23	18,797	26-Duncan	12-Duncan
3/28	MINNESOTA	W	99-84	50-23	18,787	26-Ginobili	14-Duncan
3/30	HOUSTON	W	109-88	51-23	18,797	22-Finley/Parker	7-Thomas
APRIL RECORD:		5-3 (HOME: 3-1, ROAD: 2-2)					
4/1	GOLDEN STATE	W	116-92	52-23	18,797	26-Parker	12-Duncan
4/4	@Utah	L	64-90	52-24	19,911	17-Parker	10-Duncan
4/6	@Portland	W	72-65	53-24	19,980	27-Duncan	13-Thomas
4/9	PHOENIX	L	79-96	53-25	18,797	23-Duncan	10-Duncan
4/11	SEATTLE	W	95-74	54-25	18,797	20-Parker	10-Oberto/Bonner
4/13	@L.A. Lakers	L	85-106	54-26	18,997	20-Parker	12-Duncan
4/14	@Sacramento	W	101-98	55-26	15,334	32-Parker	8-Oberto
4/16	UTAH	W	109-80	56-26	18,797	24-Parker	11-Duncan

2008–09 RECAP



Roger Mason Jr.

RECORD

54-28 (28-13 home; 26-15 road)
First in Southwest Division

HONORS

Tim Duncan, All-NBA Second Team
Tim Duncan, All-Defensive Second Team
Tim Duncan, NBA All-Star
Tony Parker, All-NBA Third Team
Tony Parker, NBA All-Star

PLAYOFFS

Lost to Dallas, First Round, 4-1

SPURS LEADERS

Scoring: Tony Parker 22.0 ppg
Rebounding: Tim Duncan 10.7 rpg
Assists: Tony Parker 6.9 apg

Head Coach: Gregg Popovich
Assistants: Mike Budenholzer, Don Newman,
Brett Brown, Chip Engelland,
Chad Forcier

2008–09 SEASON NOTES

- With a 99-89 victory at Oklahoma City on 4/7/09, the Spurs became just the third team in NBA history to record 50-plus wins in 10 straight seasons ... Boston and the Los Angeles Lakers are the only other franchises to record such a streak.
- On 3/16/09 at Oklahoma City, Gregg Popovich became just the 24th head coach in NBA history to have coached in 1,000 games ... he is the third winningest coach at the 1,000 game mark after only Phil Jackson and Pat Riley.
- Tim Parker became the first player in Spurs history to record back-to-back 30+ points and 10+ assists games when he did it in back-to-back games vs. Golden State and at Atlanta ... he recorded 30 points and 10 assists vs. Golden State on 3/24 and posted 42 points and 10 assists at Atlanta on 3/25.
- Tony Parker finished with 55 points at Minnesota on 11/5/08 adding his name to the Spurs record books ... Parker tied George Gervin for third place among all-time single game scoring totals while surpassing Terry Cummings (52) and Larry Kenon (51) ... he became just the sixth Spur to score 50-or-more in a game ... it was the first 50-plus point game for the Silver and Black since Tim Duncan had 53 points on 12/26/01 at home vs. Dallas.
- Tim Duncan was named to the All-NBA Second Team and the All-Defensive Second Team ... he became the only player in NBA history to earn both All-NBA and All-Defensive honors in each of his first 12 seasons.


2008–09 SPURS FINAL STATISTICS (54-28)

PLAYER	G	GS	MIN	3-POINT									REBOUNDS			SCORING							
				FG	FGA	PCT	FG	FGA	PCT	FT	FTA	PCT	OFF	DEF	TOT	AST	PF	DO	STL	TO	BLK	PTS	AVG
Parker	72	71	2456	639	1263	.506	19	65	.292	284	363	.782	27	196	223	496	110	0	67	186	4	1581	22.0
Duncan	75	75	2523	558	1107	.504	0	2	.000	334	483	.692	201	599	800	264	173	2	38	165	126	1450	19.3
Ginobili	44	7	1181	223	491	.454	69	209	.330	168	190	.884	24	174	198	157	90	0	64	88	16	683	15.5
Gooden (TOT)	51	28	1264	237	506	.468	0	4	.000	131	156	.840	113	249	362	48	144	2	30	76	18	605	11.9
Gooden (SA)	19	1	320	71	145	.490	0	1	.000	45	57	.789	28	55	83	3	39	0	4	16	4	187	9.8
Mason	82	71	2496	349	822	.425	166	394	.421	105	118	.890	16	235	251	173	160	0	40	100	12	969	11.8
Finley	81	77	2336	301	689	.437	131	319	.411	51	62	.823	26	244	270	114	82	0	37	61	17	784	9.7
Bonner	81	67	1928	266	536	.496	118	268	.440	17	23	.739	97	289	386	82	190	1	47	37	26	667	8.2
Hill	77	7	1270	150	372	.403	24	73	.329	114	146	.781	30	128	158	136	150	0	45	74	21	438	5.7
Mensah-Bonsu	3	0	20	5	7	.714	0	0	—	5	7	.714	5	5	10	0	6	0	1	2	1	15	5.0
Thomas	79	10	1404	153	304	.503	0	2	.000	37	45	.822	134	271	405	66	170	0	34	42	58	343	4.3
Farmer	3	0	54	4	14	.286	3	12	.250	2	2	1.000	0	6	6	2	6	0	0	4	0	13	4.3
Udoka	67	3	1035	110	287	.383	41	125	.328	28	46	.609	28	159	187	54	86	0	36	38	12	289	4.3
Hairston	15	0	155	24	49	.490	0	1	.000	2	7	.286	11	17	28	13	19	0	6	12	7	50	3.3
Croschere (TOT)	14	0	100	14	39	.359	5	15	.333	7	12	.583	11	23	34	9	5	0	1	6	1	40	2.9
Croschere (SA)	3	0	23	2	9	.222	0	4	.000	0	1	.000	4	6	10	3	1	0	0	2	0	4	1.3
Tolliver	19	0	208	19	65	.292	9	41	.220	5	10	.500	12	29	41	17	16	0	5	7	1	52	2.7
Bowen	80	10	1508	79	187	.422	42	98	.429	14	26	.538	16	129	145	40	123	1	36	25	13	214	2.7
Ahearn	3	0	19	2	6	.333	2	4	.500	2	2	1.000	0	1	1	2	3	0	1	1	0	8	2.7
Oberto	54	11	677	61	104	.587	0	1	.000	20	35	.571	65	77	142	59	95	1	7	38	11	142	2.6
Vaughn	30	0	292	24	75	.320	1	11	.000	16	18	.889	4	18	22	55	26	0	6	15	0	65	2.2
Williams	2	0	3	2	2	1.000	0	0	—	0	0	—	0	0	0	0	1	0	0	0	0	4	2.0
SPURS	82	—	19905	3042	6534	.466	625	1620	.386	1249	1641	.761	728	2638	3366	1736	1546	5	474	913	329	7958	97.0
OPPONENTS	82	—	19905	2973	6568	.453	447	1180	.379	1257	1635	.769	745	2570	3315	1481	1511	8	531	961	352	7650	93.3

54-28 (FIRST IN SOUTHWEST DIVISION)

DATE	OPPONENT	W-L	SCORE	REC.	ATT.	HI-SCORER	HI-REBOUNDER
OCTOBER RECORD:		0-2 (HOME: 0-1, ROAD: 0-1)					
10/29	PHOENIX	L	96-103	0-1	18,797	32-Parker/Duncan	7-Thomas/Bonner
10/31	@ Portland	L	99-100	0-2	20,516	27-Duncan	10-Duncan
NOVEMBER RECORD:		9-5 (HOME: 5-3, ROAD: 4-2)					
11/4	DALLAS	L	81-98	0-3	17,398	22-Parker	15-Duncan
11/5	@ Minnesota	W	129-125(2OT)	1-3	11,112	55-Parker	16-Duncan
11/7	MIAMI	L	83-99	1-4	17,387	22-Duncan	11-Duncan
11/11	NEW YORK	W	92-80	2-4	16,569	23-Duncan	9-Duncan/Oberto
11/12	@ Milwaukee	L	78-82	2-5	14,036	24-Duncan	6-Tolliver
11/14	HOUSTON	W	77-75	3-5	18,797	22-Duncan	9-Mason
11/16	@ Sacramento	W	90-88	4-5	11,699	21-Finley	10-Duncan
11/17	@ L.A. Clippers	W	86-83	5-5	14,962	21-Mason	15-Duncan
11/19	DENVER	L	81-91	5-6	16,559	20-Hill	11-Duncan
11/21	UTAH	W	119-94	6-6	17,354	29-Mason	7-Duncan
11/24	@ Memphis	W	94-81	7-6	12,053	20-Hill	11-Duncan
11/26	CHICAGO	W	98-88	8-6	17,837	21-Duncan	11-Hill
11/28	MEMPHIS	W	100-98	9-6	17,074	20-Mason	12-Duncan
11/29	@ Houston	L	84-103	9-7	18,282	17-Duncan/Bonner	9-Duncan
DECEMBER RECORD:		11-4 (HOME: 7-2, ROAD: 4-2)					
12/2	DETROIT	L	77-89	9-8	17,582	23-Duncan	13-Duncan
12/4	@ Denver	W	108-91	10-8	15,866	22-Parker	12-Duncan
12/6	GOLDEN STATE	W	123-88	11-8	17,740	20-Duncan	13-Duncan
12/9	@ Dallas	W	133-125(2OT)	12-8	19,937	32-Duncan	14-Duncan
12/10	ATLANTA	W	95-89	13-8	18,161	27-Ginobili	13-Bonner
12/12	@ Minnesota	W	98-86	14-8	15,366	17-Duncan/Parker	13-Duncan
12/14	OKLAHOMA CITY	W	109-104	15-8	17,419	22-Parker	12-Duncan
12/17	@ New Orleans	L	83-90	15-9	15,593	20-Parker	11-Duncan
12/18	@ Orlando	L	78-90	15-10	17,461	19-Duncan	9-Duncan
12/20	TORONTO	W	107-97	16-10	17,227	24-Parker	12-Thomas
12/22	SACRAMENTO	W	101-85	17-10	18,372	18-Parker	7-Thomas
12/23	MINNESOTA	W	99-93	18-10	17,996	36-Parker	12-Duncan
12/25	@ Phoenix	W	91-90	19-10	18,422	27-Parker	17-Duncan
12/27	MEMPHIS	W	106-103 (2OT)	20-10	18,797	32-Parker	6-Finley/Bowen
12/30	MILWAUKEE	L	98-100	20-11	18,797	22-Duncan	6-Duncan
JANUARY RECORD:		12-3 (HOME: 6-1, ROAD: 6-2)					
1/2	@ Memphis	W	91-80	21-11	12,597	20-Duncan	10-Duncan
1/3	PHILADELPHIA	W	108-106	22-11	18,797	26-Duncan	12-Duncan
1/5	@ Miami	W	91-84	23-11	19,600	19-Duncan	9-Duncan
1/8	L.A. CLIPPERS	W	106-84	24-11	17,873	19-Duncan	9-Thomas
1/11	ORLANDO	L	98-105	24-12	18,216	31-Parker	10-Duncan
1/14	L.A. LAKERS	W	112-111	25-12	18,797	27-Ginobili	10-Duncan
1/16	@ Philadelphia	L	87-109	25-13	18,739	20-Duncan	12-Duncan
1/17	@ Chicago	W	92-87	26-13	22,100	21-Ginobili	14-Duncan
1/19	@ Charlotte	W	86-84	27-13	16,160	17-Duncan	11-Duncan
1/20	INDIANA	W	99-81	28-13	18,181	27-Duncan	10-Duncan
1/23	NEW JERSEY	W	94-91	29-13	18,797	30-Duncan	15-Duncan
1/25	@ L.A. Lakers	L	85-99	29-14	18,997	19-Parker	8-Duncan/Ginobili
1/27	@ Utah	W	106-100	30-14	19,911	24-Duncan/Parker	9-Duncan/Ginobili
1/29	@ Phoenix	W	114-104	31-14	18,422	30-Ginobili	15-Duncan
1/31	New Orleans	W	106-93	32-14	18,797	25-Parker	8-Duncan
FEBRUARY RECORD:		7-4 (HOME: 2-1, ROAD: 5-3)					
2/2	@ Golden State	W	110-105(OT)	33-14	18,205	32-Duncan/Ginobili	15-Duncan/Thomas
2/3	@ Denver	L	96-104	33-15	18,536	26-Mason	8-Bonner
2/8	@ Boston	W	105-99	34-15	18,624	23-Duncan/Bonner	13-Duncan
2/10	@ New Jersey	W	108-93	35-15	13,301	27-Duncan	9-Duncan
2/11	@ Toronto	L	89-91	35-16	18,909	32-Ginobili	13-Duncan
2/17	@ New York	L	107-112(OT)	35-17	19,763	26-Duncan	15-Duncan
2/19	@ Detroit	W	83-79	36-17	22,076	19-Parker	18-Duncan
2/21	@ Washington	W	96-67	37-17	20,173	25-Mason	11-Duncan
2/24	DALLAS	W	93-76	38-17	18,797	37-Parker	15-Thomas
2/25	PORTLAND	W	99-84	39-17	18,672	39-Parker	10-Thomas
2/27	CLEVELAND	L	86-97	39-18	18,797	11-4 tied	7-Finley
MARCH RECORD:		9-8 (HOME: 6-4, ROAD: 3-4)					
3/1	@ Portland	L	84-102	39-19	20,627	15-Parker	6-Oberto
3/2	@ L.A. Clippers	W	106-78	40-19	17,649	26-Parker	12-Duncan
3/4	@ Dallas	L	102-107	40-20	20,316	37-Parker	12-Duncan
3/6	WASHINGTON	W	100-78	41-20	18,440	19-Parker	7-Thomas
3/8	PHOENIX	W	103-96	42-20	18,797	30-Parker	15-Duncan
3/10	CHARLOTTE	W	100-86	43-20	18,254	21-Mason/Parker	11-Duncan
3/12	L.A. LAKERS	L	95-102	43-21	18,797	25-Finley/Parker	11-Duncan
3/14	@ Houston	W	88-85	44-21	18,300	28-Parker	12-Duncan
3/16	@ Oklahoma City	L	76-78	44-22	19,136	28-Parker	12-Duncan
3/17	MINNESOTA	W	93-86	45-22	18,797	24-Parker	10-Thomas
3/20	BOSTON	L	77-80	45-23	18,797	25-Parker	9-Duncan
3/22	HOUSTON	L	85-87	45-24	18,797	23-Duncan	9-Thomas
3/24	GOLDEN STATE	W	107-106	46-24	18,797	30-Parker	10-Duncan
3/25	@ Atlanta	W	102-92	47-24	18,529	42-Parker	8-Thomas
3/27	L.A. CLIPPERS	W	111-98	48-24	18,797	18-Parker	8-Mason
3/29	@ New Orleans	L	86-90	48-25	18,204	20-Parker	15-Duncan
3/31	OKLAHOMA CITY	L	95-96	48-26	18,797	21-Duncan	12-Duncan
APRIL RECORD:		6-2 (HOME: 2-1, ROAD: 4-1)					
4/3	@ Indiana	W	126-121	49-26	16,414	31-Parker	11-Duncan
4/5	@ Cleveland	L	81-101	49-27	20,562	24-Parker	9-Thomas
4/7	@ Oklahoma City	W	99-89	50-27	19,136	25-Duncan	15-Duncan
4/8	PORTLAND	L	83-95	50-28	18,797	18-Mason	5-3 Tied
4/10	UTAH	W	105-98	51-28	18,797	31-Parker	9-Duncan
4/12	@ Sacramento	W	95-92	52-28	13,330	25-Parker	13-Thomas
4/13	@ Golden State	W	101-72	53-28	19,596	20-Gooden	15-Gooden
4/15	NEW ORLEANS	W	105-98(OT)	54-28	18,797	29-Parker	19-Duncan

2009-10 RECAP



George Hill

RECORD:

50-32 Second in Southwest Division

HONORS:

Tim Duncan, All-NBA Third Team
Tim Duncan, All-Defensive Second Team
Tim Duncan, NBA All-Star
DeJuan Blair, NBA All-Rookie Second Team

PLAYOFFS:

Defeated Dallas, First Round, 4-2
Lost to Phoenix, Western Conference Semifinals, 0-4

SPURS LEADERS:

Scoring: Tim Duncan 17.9 ppg
Rebounding: Tim Duncan 10.1 rpg
Assists: Tony Parker 5.7 apg

Head Coach: Gregg Popovich
Assistant Coaches: Mike Budenholzer, Don Newman,
Brett Brown, Chip Engelland, Chad Forcier

2009-10 SEASON NOTES

- With a 133-111 victory vs. Minnesota on 4/12/10, the Spurs became just the second team in NBA history to record 50-plus wins in 11 straight seasons ... the Los Angeles Lakers totaled 50-plus wins in 12 consecutive seasons from 1979-80 to 1999-2000.
- San Antonio boasted one of the best benches in the NBA during the 2009-10 season and finished the year leading the NBA in multiple bench categories ... the Spurs reserves led the league in bench scoring (39.3 ppg), rebounding (17.2 rpg) and assists (8.7 apg).
- Tim Duncan became the second Spurs and just the 11th player in NBA history to score 20,000 points with one team when he sank a free throw vs. Houston on 1/22 ... Duncan joined David Robinson as the only two Spurs in franchise history to score 20,000-plus points while wearing the Silver and Black.
- DeJuan Blair's 28 point, 21 rebound game at Oklahoma City on 1/13 was the first time in over 11 years that an NBA rookie recorded a 20/20 game ... Tim Duncan was the last rookie to record a 20/20 game vs. Phoenix on 3/22/98 ... Blair became the first rookie non-first round draft pick since 1981 to record a 20/20 game ... in the final game of the 2009-10 season, Blair's 27 points, 23 rebound performance at Dallas on 4/14 became the first time since Joe Smith that a rookie posted two 20 point, 20 rebounds game in a season. Smith had two 20/20 games in rookie season with Golden State in 1995-96.


2009-10 SPURS FINAL STATISTICS (50-32)

PLAYER	G	GS	MIN	3-POINT									REBOUNDS					SCORING					
				FG	FGA	PCT	FG	FGA	PCT	FT	FTA	PCT	OFF	DEF	TOT	AST	PF	DO	STL	TO	BLK	PTS	AVG
Duncan	78	77	2438	561	1082	.518	2	11	.182	271	374	.725	221	567	788	246	152	1	45	140	117	1395	17.9
Ginobili	75	21	2150	398	903	.441	132	350	.377	309	355	.870	68	216	284	370	154	0	103	154	24	1237	16.5
Parker	56	50	1728	349	716	.487	10	34	.294	186	246	.756	7	128	135	317	96	0	29	149	8	894	16.0
Hill	78	43	2276	353	738	.478	75	188	.399	183	237	.772	42	163	205	226	222	4	69	101	26	964	12.4
Jefferson	81	70	2520	362	775	.467	59	187	.316	211	287	.735	58	298	356	158	178	0	45	105	40	994	12.3
Blair	82	23	1494	275	495	.556	0	2	.000	88	161	.547	200	326	526	65	224	2	50	112	39	638	7.8
Gee (TOT)	11	2	182	28	59	.475	7	9	.778	18	29	.621	15	18	33	7	13	0	7	10	1	81	7.4
Bonner	65	8	1161	166	372	.446	90	231	.390	35	48	.729	52	162	214	68	109	1	30	39	24	457	7.0
Mason	79	5	1515	193	496	.389	88	264	.333	27	34	.794	11	151	162	137	99	0	30	59	14	501	6.3
McDyess	77	50	1617	205	428	.479	0	2	.000	36	57	.632	149	306	455	83	147	0	43	79	32	446	5.8
Temple (TOT)	27	4	334	44	101	.436	13	37	.351	35	50	.700	6	25	31	21	42	1	13	27	6	136	5.0
Temple (SA)	13	4	193	28	64	.438	10	23	.435	14	21	.667	3	11	14	12	25	1	8	11	2	80	6.2
Bogans	79	50	1559	120	298	.403	70	196	.357	37	50	.740	25	151	176	95	156	1	45	53	12	347	4.4
Mahinmi	26	0	165	35	55	.636	0	0	---	31	47	.660	13	39	52	2	32	1	3	15	8	101	3.9
Finley	25	6	395	37	97	.381	13	41	.317	6	9	.667	5	33	38	19	12	0	6	13	4	93	3.7
Haislip	10	0	44	10	21	.476	3	5	.600	2	5	.400	4	6	10	0	5	0	0	3	2	25	2.5
Jackson	3	0	25	2	7	.286	0	2	.000	3	4	.750	1	3	4	6	2	0	3	2	2	7	2.3
Hairston	47	0	317	40	76	.526	2	11	.182	17	30	.567	13	36	49	16	29	0	4	11	9	99	2.1
Ratliff	21	3	183	16	36	.444	0	0	---	2	4	.500	15	25	40	9	27	0	3	16	18	34	1.6
SPURS	82		-19780	3150	6659	.473	5541	1547	.358	1458	1969	.740	887	2621	3508	1829	1669	11	516	1116	381	8312	101.4
OPPONENTS	82		-19780	3025	6691	.452	4121	1200	.343	1433	1896	.756	814	2427	3241	1576	1672	8	567	1032	417	7895	96.3

50-32 (SECOND IN SOUTHWEST DIVISION)

DATE	OPPONENT	W-L	SCORE	REC.	ATT.	HI-SCORER	HI-REBOUNDER
OCTOBER RECORD:							
10/28	NEW ORLEANS	W	113-96	1-0	18,581	17-Parker	12-Duncan
10/29	@ Chicago	L	85-92	1-1	21,412	28-Duncan	16-Duncan
10/31	SACRAMENTO	W	113-94	2-1	16,966	24-Parker	10-Duncan/Blair
NOVEMBER RECORD:							
7-5 (HOME: 6-2, ROAD: 1-3)							
11/5	@ Utah	L	99-113	2-2	19,797	21-Parker	13-Duncan
11/6	@ Utah	L	84-96	2-3	20,498	19-Jefferson	8-Duncan
11/9	TORONTO	W	131-124	3-3	17,714	36-Ginobili	10-McDyess
11/11	DALLAS	W	92-83	4-3	18,581	29-Jefferson	9-Bonner/McDyess
11/14	OKLAHOMA CITY	L	98-101	4-4	17,947	22-Duncan	10-Duncan
11/18	@ Dallas	L	94-99 (OT)	4-5	20,110	22-Duncan	14-Duncan
11/19	UTAH	L	83-90	4-6	17,519	21-Parker	9-Duncan
11/21	WASHINGTON	W	106-84	5-6	16,888	17-Parker	11-Ratliff
11/23	MILWAUKEE	W	112-98	6-6	17,677	24-Duncan	12-Duncan
11/25	GOLDEN STATE	W	118-104	7-6	17,606	32-Parker	10-Duncan
11/27	@ Houston	W	92-84	8-6	18,164	21-Duncan	14-McDyess
11/29	PHILADELPHIA	W	98-89	9-6	17,161	22-Duncan	10-Blair
DECEMBER RECORD:							
10-5 (HOME: 6-3, ROAD: 4-2)							
12/3	BOSTON	L	83-90	9-7	18,561	18-Blair	15-Duncan
12/5	DENVER	L	99-106	9-8	17,592	27-Parker	7-Bonner
12/7	@ Utah	L	101-104	9-9	17,565	28-Bonner	11-Duncan
12/9	SACRAMENTO	W	118-106	10-9	17,353	23-Jefferson	9-McDyess
12/11	CHARLOTTE	W	104-85	11-9	17,508	22-Ginobili	9-Duncan
12/13	@ L.A. Clippers	W	115-90	12-9	16,464	21-Duncan	9-Blair
12/15	@ Phoenix	L	104-116	12-10	17,964	34-Duncan	14-Duncan
12/16	@ Golden State	W	103-93	13-10	17,857	27-Duncan	15-Duncan
12/19	INDIANA	W	100-99	14-10	17,075	19-Duncan	16-Duncan
12/21	L.A. CLIPPERS	W	103-87	15-10	14,451	19-Parker	7-Ratliff
12/23	PORTLAND	L	94-98	15-11	18,581	24-Duncan	11-Duncan
12/26	@ Milwaukee	W	112-97	16-11	14,864	26-Duncan	11-Blair
12/27	@ New York	W	95-88	17-11	19,763	22-Parker	10-Blair
12/29	Minnesota	W	117-99	18-11	15,581	24-Jefferson	10-Duncan
12/31	Miami	W	108-78	19-11	18,581	23-Duncan	10-Duncan
JANUARY RECORD:							
8-8 (HOME: 5-5, ROAD: 3-3)							
1/2	@ Washington	W	97-86	20-11	19,025	23-Duncan	7-Duncan
1/3	@ Toronto	L	86-91	20-12	18,323	23-Parker	12-Duncan
1/6	DETROIT	W	112-92	21-12	17,337	23-Parker	8-Blair
1/8	DALLAS	L	103-112	21-13	18,581	31-Duncan	12-Duncan
1/10	NEW JERSEY	W	97-85	22-13	18,047	23-Ginobili	17-Duncan
1/12	L.A. LAKERS	W	105-85	23-13	18,581	25-Duncan	13-Duncan
1/13	@ Oklahoma City	W	109-108 (OT)	24-13	17,886	28-Parker	10-Blair
1/15	@ Charlotte	L	76-92	24-14	15,742	11-4 tied with	16-Blair
1/16	@ Memphis	L	86-92	24-15	14,116	23-Duncan	8-Duncan/Blair
1/18	@ New Orleans	W	97-90	25-15	16,549	25-Parker	14-Duncan
1/20	UTAH	L	98-105	25-16	17,584	22-Ginobili	11-Blair
1/22	HOUSTON	L	109-116	25-17	18,581	25-Duncan	14-Duncan
1/25	CHICAGO	L	93-98	25-18	18,581	20-Parker	11-Blair
1/27	ATLANTA	W	105-90	26-18	18,258	21-Duncan	27-Duncan
1/29	MEMPHIS	W	104-97	27-18	18,088	19-Duncan	10-Blair
1/31	DENVER	L	89-103	27-19	17,607	17-Hill	10-Duncan
FEBRUARY RECORD:							
6-5 (HOME: 2-0, ROAD: 4-5)							
2/3	@ Sacramento	W	115-113	28-19	12,934	23-Hill	13-Duncan
2/4	@ Portland	L	93-96	28-20	20,572	21-Ginobili	12-Duncan
2/6	@ L.A. Clippers	W	98-81	29-20	18,258	22-Hill	10-McDyess
2/8	@ L.A. Lakers	L	89-101	29-21	18,997	21-Ginobili	15-Duncan
2/11	@ Denver	W	111-92	30-21	18,611	17-Hill/Blair	9-Blair
2/17	@ Indiana	W	90-87	31-21	14,947	28-Parker	26-Duncan
2/19	@ Philadelphia	L	94-106	31-22	16,376	24-Ginobili	9-Duncan
2/21	@ Detroit	L	101-109 (OT)	31-23	20,153	29-Duncan	10-Duncan
2/24	OKLAHOMA CITY	W	95-87	32-23	18,400	26-Ginobili	15-Duncan
2/26	@ Houston	L	104-109	32-24	18,195	26-Hill	10-Ginobili
2/28	PHOENIX	W	113-110	33-24	18,581	21-Duncan/Ginobili	10-Duncan
MARCH RECORD:							
12-5 (HOME: 6-1, ROAD: 6-4)							
3/1	@ New Orleans	W	106-92	34-24	13,655	23-Hill	9-Duncan
3/5	NEW ORLEANS	W	102-92	35-24	18,581	20-Parker	12-Blair
3/6	@ Memphis	W	102-92	36-24	15,928	18-Jefferson	6-Jefferson
3/8	@ Cleveland	L	95-97	36-25	20,562	38-Jefferson	9-Jefferson
3/10	NEW YORK	W	97-83	37-25	18,278	28-Ginobili	12-McDyess
3/12	@ Minnesota	W	103-85	38-25	17,009	19-Hill/Jefferson	9-Jefferson
3/13	L.A. CLIPPERS	W	118-88	39-25	18,581	21-Bonner	9-Jefferson
3/16	@ Miami	W	88-76	40-25	18,925	21-Ginobili	11-Duncan
3/17	@ Orlando	L	84-110	40-26	17,461	20-Jefferson	7-McDyess
3/19	GOLDEN STATE	W	147-116	41-26	18,581	23-Ginobili	9-Blair
3/21	@ Atlanta	L	114-119 (OT)	41-27	18,729	38-Ginobili	13-Duncan
3/22	@ Oklahoma City	W	99-96	42-27	18,203	27-Hill	7-Duncan/McDyess
3/24	L.A. LAKERS	W	83-92	42-28	18,581	24-Ginobili	12-Duncan
3/26	CLEVELAND	W	102-97	43-28	18,581	30-Ginobili	9-Blair
3/28	@ Boston	W	94-73	44-28	18,624	28-Ginobili	11-Jefferson
3/29	@ New Jersey	L	84-90	44-29	13,053	19-Hill	12-Duncan
3/31	HOUSTON	W	119-102	45-29	18,581	30-Hill	10-Duncan
APRIL RECORD:							
5-3 (HOME: 2-1, ROAD: 4-1)							
4/2	ORLANDO	W	119-102	46-29	18,581	43-Ginobili	8-Duncan
4/6	@ Sacramento	W	95-86	47-29	11,732	18-Jefferson	11-McDyess
4/7	@ Phoenix	L	101-112	47-30	18,422	18-Mason	8-Blair
4/9	MEMPHIS	L	99-107	47-31	18,581	26-Ginobili	10-Duncan
4/10	@ Denver	W	104-85	48-31	19,155	18-Duncan	1-Duncan
4/12	MINNESOTA	W	133-111	49-31	18,581	17-Bogans	7-Mahinmi
4/14	@ Dallas	L	89-96	W	20,405	27-Blair	23-Blair

2010-11 RECAP



Richard Jefferson

RECORD:

61-21 First in Southwest Division

HONORS:

Tim Duncan, NBA All-Star
Manu Ginobili, NBA All-Star
Manu Ginobili, All-NBA Third Team
Gary Neal, NBA All-Rookie First Team

PLAYOFFS:

Lost to Memphis, First Round, 2-4

SPURS LEADERS:

Scoring: Tony Parker 17.5 ppg
Rebounding: Tim Duncan 8.9 rpg
Assists: Tony Parker 6.6 apg

Head Coach: Gregg Popovich
Assistant Coaches: Mike Budenholzer, Don Newman,
Brett Brown, Chip Engelland, Chad Forcier

2010-11 SEASON NOTES

- The Spurs finished the season 61-21, which is the third-best record in franchise history. It trails the 2005-06 team, who finished a franchise-best 63-19, and the 1994-95 Spurs, who finished 62-20. The Spurs reached 20, 30, 40 and 50 wins faster than any previous team in franchise history.
- The Spurs won 22 games in a row at home from Dec. 3 vs. Minnesota through March 6 vs. L.A. Lakers. The streak marked the longest single-season home winning streak in franchise history, breaking the previous record of 20 games in the 1989-90 season from Nov. 11 to Feb. 6.
- The Spurs shot .397 from three-point range, which ranked first in the NBA and was the second-best percentage in franchise history. Matt Bonner led the NBA in three-point field goal percentage (.440, 135-307). Richard Jefferson finished the season ranked tied for fourth (.457, 105-230), and Gary Neal led all rookies in three-point shooting (.419, 419-308). Each shot over .400 from three-point territory with at least 150 attempts. This marked the third time in franchise history that the Spurs had three players in the same season shoot at least .400 from three-point range with at least 150 attempts.
- With a victory over Sacramento on April 6, Head Coach Gregg Popovich surpassed Red Auerbach to move into second place on the all-time wins with one team list. Popovich's 797 career wins, all with San Antonio, place him on a list that includes Red Auerbach, Jerry Sloan and Red Holzman.

2010-11 SPURS FINAL STATISTICS (61-21)

PLAYER	G	GS	MIN	FIELD GOALS			3-POINT FG			FREE THROWS			REBOUNDS			AST	PF	DO	STL	TO	BLK	PTS	AVG
				FG	FGA	PCT	FGA	PCT	FT	FTA	PCT	OFF	DEF	TOT									
Parker	78	78	2528	555	1069	.519	25	70	.357	233	303	.769	30	208	238	513	135	0	90	200	3	1368	17.5
Ginobili	80	79	2426	441	1018	.433	154	441	.349	357	410	.871	42	253	295	393	163	0	123	174	28	1393	17.4
Duncan	76	76	2156	419	838	.500	0	4	.000	184	257	.716	169	509	678	203	119	0	50	122	146	1022	13.4
Hill	76	5	2148	287	633	.453	77	204	.377	233	270	.863	24	175	199	193	153	1	66	99	21	884	11.6
Jefferson	81	81	2459	304	642	.474	135	307	.440	148	195	.759	54	256	310	107	164	0	38	93	34	891	11.0
Neal	80	1	1685	285	632	.451	129	308	.419	84	104	.808	21	175	196	96	148	0	27	78	4	783	9.8
Blair	81	65	1734	292	583	.501	0	2	.000	90	137	.657	215	350	565	77	213	0	95	113	42	674	8.3
Bonner	66	1	1432	172	371	.464	105	230	.457	32	43	.744	60	179	239	60	110	0	26	27	21	481	7.3
McDyess	73	16	1387	169	344	.491	0	1	.000	52	77	.675	122	273	395	84	163	1	36	72	39	390	5.3
Green	8	0	92	17	35	.486	7	19	.368	0	0	---	3	12	15	2	7	0	2	5	1	41	5.1
Splitter	60	6	738	101	191	.529	0	1	.000	76	140	.543	72	129	201	26	91	0	29	32	17	278	4.6
Anderson	26	2	286	31	81	.383	18	46	.391	14	18	.778	2	21	23	18	24	0	3	13	6	94	3.6
Novak (TOT)	30	0	215	35	67	.522	26	46	.565	8	8	1.000	4	24	28	3	14	0	1	4	5	104	3.5
Novak (SA)	23	0	197	31	59	.525	23	42	.548	8	8	1.000	4	19	23	3	11	0	1	4	5	93	4.0
Jeffers	1	0	8	1	3	.333	0	0	---	0	0	---	0	2	2	1	1	0	0	1	0	2	2.0
Quinn	41	0	292	33	91	.363	11	37	.297	4	8	.500	3	22	25	42	29	0	5	12	1	81	2.0
Owens	7	0	31	3	6	.500	1	3	.333	2	4	.500	0	4	4	1	4	0	2	0	0	9	1.3
Udoka	20	0	130	5	21	.238	0	8	.000	4	8	.500	5	14	19	13	14	0	8	5	1	14	0.7
Temple	3	0	21	1	5	.200	0	1	.000	0	2	.000	1	1	2	2	2	0	1	1	1	2	0.7
Gee	5	0	18	1	3	.333	0	0	---	0	0	---	2	1	3	0	3	0	0	3	2	2	0.4
Simmons	2	0	16	0	3	.000	0	3	.000	0	0	---	0	0	0	2	2	0	0	0	0	0	0.0
SPURS	82	-19780	3148 6628	.475	6851727	.397	15211984	.767	8292603	3432	1836 1556	2	602 1101	372 8502	103.7	1685 1701	12	567 1095	374 8034	98.0			
OPPONENTS	82	-19780	3148 6628	.456	4791305	.367	13011698	.766	8842494	3378	1685 1701	12	567 1095	374 8034	98.0								

61-21 (FIRST IN SOUTHWEST DIVISION)

Date	Opponent Result	Home	Road	Total	Scoring	Rebounds	Assists
OCTOBER RECORD: 1-1 (HOME: 1-1, ROAD: 0-0)							
10/27	INDIANA W122-109	1-0	0-0	1-0	Duncan-23	Duncan-12	Parker-9
10/30	NEW ORLEANS L 90-99	1-1	0-0	1-1	GINOBILI-23	Hill-7	
NOVEMBER RECORD: 14-1 (HOME: 6-1, ROAD: 8-0)							
11/1	@L.A. Clippers W 97-88	1-1	1-0	2-1	Parker-19	McDyess-10	Parker-9
11/3	@Phoenix W112-110	1-1	2-0	3-1	Jefferson-28	Duncan-17	Parker-6
11/6	HOUSTON W124-121(OT)	2-1	2-0	4-1	GINOBILI-26	Duncan-11	Parker-14
11/8	@Charlotte W 95-912-	3-0	5-1	8-1	Duncan-10	Parker-8	
11/10	L.A. CLIPPERS W107-95	3-1	3-0	6-1	Jefferson/Ginobili 22	McDyess-9	Parker-6
11/13	PHILADELPHIA W116-93	4-1	3-0	7-1	Parker-24	Blair-12	Parker-7
11/14	@Oklahoma City W117-104	4-1	4-0	8-1	Parker-24	Blair-11	Hill-5
11/17	CHICAGO W103-94	5-1	4-0	9-1	Parker-21	Duncan-18	Parker-7
11/19	@Utah W 94-82	5-1	5-0	10-1	Parker-24	Duncan-14	Parker-7
11/20	CLEVELAND W116-92	6-1	5-0	11-1	Parker-19	Blair-9	Parker-9
11/22	ORLANDO W106-977-1	5-0	12-1	GINOBILI-25	Bonner-7	Parker-10	
11/24	@Minnesota W119-109(OT)	7-1	6-0	13-1	GINOBILI-26	Duncan-13	GINOBILI/Parker-6
11/26	DALLAS L 94-103	7-2	6-0	13-2	Duncan-8	GINOBILI-Duncan-4	
11/28	@New Orleans W109-95	7-2	7-0	14-2	GINOBILI-23	Duncan/Ginobili	Parker-9
					McDyess-7		
11/30	@Golden State W118-98	7-2	8-0	15-2	GINOBILI-27	Duncan-18	Duncan-11
DECEMBER RECORD: 13-2 (HOME: 11-0, ROAD: 2-2)							
12/1	@L.A. Clippers L 85-90	7-2	8-1	15-3	Hill-17	Jefferson-9	GINOBILI-6
12/2	MINNESOTA W 107-101	8-2	8-1	16-3	Duncan-22	Duncan/Jefferson-10	Duncan/Parker-5
12/5	NEW ORLEANS W 109-84	9-2	8-1	17-3	Parker-19	Duncan-9	Parker-7
12/8	GOLDEN STATE W111-94	10-2	8-1	18-3	Parker-19	Blair-13	Parker-9
12/10	ATLANTA W 108-92	11-2	9-1	19-3	Jefferson/Ginobili-18	Blair-12	Parker-6
12/12	PORTLAND W 95-78	12-2	8-1	20-3	Hill-22	Duncan-13	Parker-6
12/15	MILWAUKEE W 92-90	13-2	8-1	21-3	GINOBILI-26	Duncan-11	Parker-8
12/16	@Denver W 113-112	13-2	9-1	22-3	Duncan-28	Duncan-16	Parker-9
12/18	MEMPHIS W112-106(OT)	14-2	9-1	23-3	Parker-37	Duncan-10	GINOBILI/Parker-9
12/20	PHOENIX W 118-110	15-2	9-1	24-3	Neal-22	Duncan-15	Duncan-6
12/22	DENVER W 109-103	16-2	9-1	25-3	GINOBILI/Neal-22	Duncan/Spitter-9	Parker-9
12/23	@Orlando L 101-123	16-2	9-2	25-4	Neal/Parker-16	Duncan/Bonner-6	GINOBILI-6
					Jefferson-6		
12/26	WASHINGTON W 94-80	17-2	9-2	26-4	GINOBILI-21	Duncan/Jefferson-9	Parker-14
12/28	L.A. LAKERS W 97-82	18-2	9-2	27-4	Parker-23	Blair-15	GINOBILI-6
12/30	@Dallas W 99-93	18-2	10-2	28-4	Neal-21	Duncan-11	Parker-5
JANUARY RECORD: 12-3 (HOME: 7-0, ROAD: 5-3)							
1/1	OKLAHOMA CITY W 108-74	7-0	10-1	29-4	Duncan-21	Duncan/Blair-9	Parker-10
1/4	@New York L 115-128	19-2	10-3	29-5	Parker-26	Blair-8	Parker-6
1/5	@Boston L 103-105	19-2	10-4	29-6	GINOBILI-24	GINOBILI-8	Parker-6
1/7	@Indiana W 90-87	19-2	11-4	30-6	GINOBILI-25	Duncan-15	GINOBILI/Hill-4
1/9	MINNESOTA W 94-91	20-2	11-4	31-6	GINOBILI-21	Bonner-9	Parker-7
1/11	@Minnesota W 107-96	20-2	12-4	32-6	GINOBILI-19	GINOBILI-9	Parker-13
1/12	@Milwaukee W 91-84	20-2	13-4	33-6	GINOBILI-23	Duncan-8	Parker-9
1/14	DALLAS W 101-89	21-2	13-4	34-6	Blair/Parker-18	Blair-13	Parker-6
1/16	DENVER W 110-97	22-2	13-4	35-6	Parker-30	Duncan-16	Parker-7
1/19	TORONTO W 104-95	23-2	13-4	36-6	GINOBILI-23	Duncan-12	GINOBILI-7
1/21	NEW YORK W 101-92	24-2	13-4	37-6	Duncan/Parker-21	Duncan-16	Parker-13
1/22	@New Orleans L 72-96	24-2	13-5	37-7	Splitter-11	Blair/Splitter-6	GINOBILI-6
1/24	@Golden State W 113-102	24-2	14-5	38-7	GINOBILI-20	GINOBILI-11	Parker-11
1/26	@Utah W 112-105	24-2	15-5	39-7	GINOBILI-26	Blair-9	GINOBILI-7
1/29	HOUSTON W 108-95	25-2	15-5	40-7	GINOBILI-22	Blair-12	Hill/Parker-5
FEBRUARY RECORD: 9-3 (HOME: 3-0, ROAD: 6-3)							
2/1	@Portland L 86-99	25-2	15-6	40-8	GINOBILI-17	Blair-12	Parker-4
2/3	@L.A. Lakers W 99-88	25-2	16-6	41-8	Parker-21	Duncan/McDyess-8	GINOBILI-8
2/4	@Sacramento W 113-100	25-2	17-6	42-8	Parker-25	Blair-12	Parker-7
2/8	@Detroit W 100-89	25-2	18-6	43-8	Parker-19	Blair-12	Parker-7
2/9	@Toronto W 111-100	25-2	19-6	44-8	Blair-28	Blair-11	GINOBILI-9
2/11	@Philadelphia 71-77	25-2	19-7	44-9	Duncan-16	Blair-14	GINOBILI-6
2/12	@Washington W 118-94	25-2	20-7	45-9	Hill/Parker-18	Blair-12	Parker-8
2/14	@New Jersey W 102-85	25-2	21-7	46-9	GINOBILI-22	Duncan/Blair-11	Parker-7
2/17	@Chicago L 99-109	25-2	21-8	46-10	Parker-26	Duncan-9	Parker-4
2/23	OKLAHOMA CITY W 109-1052-2	21-8	47-10	47-10	Parker-20	Duncan-10	GINOBILI-9
2/25	NEW JERSEY W 106-96	27-2	21-8	48-10	Hill/Parker-7	Hill/Parker-7	Parker-10
2/27	MEMPHIS W 95-88	28-2	21-8	49-10	GINOBILI-35	McDyess/Duncan-8	GINOBILI-8
MARCH RECORD: 8-8 (HOME: 5-3, ROAD: 3-5)							
3/1	@Memphis L 93-109	28-2	21-4	49-11	Neal-14	Duncan-8	GINOBILI-7
3/2	@Cleveland W 109-99	28-2	22-9	50-11	Hill-22	Blair-10	Duncan/Ginobili-6
3/4	MIAMI W 125-95	29-2	22-9	51-11	GINOBILI-20	Duncan-14	Parker-8
3/6	L.A. LAKERS L 83-99	29-3	22-9	51-12	Neal-15	Blair-12	Neal-4
3/9	DETROIT W 111-104	30-3	22-9	52-12	Parker-23	Duncan-12	Parker-7
3/11	SACRAMENTO W 108-103	31-3	22-9	53-12	Parker-27	Duncan-10	GINOBILI/Casspi-7
3/12	@Houston W 115-107	31-3	23-9	54-12	Parker-21	McDyess-12	Parker-6
3/14	@Miami L 80-110	31-3	23-10	54-13	Parker-18	Duncan/Ginobili-6	GINOBILI/Parker-5
3/18	@Dallas W 97-91	31-3	24-10	55-13	Parker-33	Duncan-8	GINOBILI-5
3/19	CHARLOTTE W 109-98	32-3	24-10	56-13	Novak-19	Blair/Parker-9	Hill/Parker-6
3/21	GOLDEN STATE W 111-96	33-3	24-10	57-13	GINOBILI-28	Splitter-14	Parker-15
3/23	@Denver L 112-115	33-3	24-11	57-14	Neal-25	McDyess-12	Parker-5
3/25	@Portland L 96-98	33-3	24-12	57-15	GINOBILI-21	McDyess-8	GINOBILI-7
3/27	@Memphis L 104-111	33-3	24-13	57-16	Hill-30	Blair-6	Parker-11
3/28	PORTLAND L 92-100	33-4	24-13	57-17	Hill-27	Splitter-9	Hill-6
3/31	BOSTON L 97-107	33-5	24-13	57-18	Parker-23	Duncan-13	Parker-8
APRIL RECORD: 2-1 (HOME: 1-0, ROAD: 1-1)							
4/1	@Houston L 114-119(OT)	33-5	24-14	57-19	Parker-31	Duncan-13	GINOBILI/Parker-6
4/3	PHOENIX W 114-97	34-5	24-14	58-19	Hill-29	Bonner-11	Parker-5
4/5	@Atlanta W 97-90	34-5	25-14	59-19	Parker-26	Duncan/McDyess	GINOBILI-4
					Bonner-6		
4/6	SACRAMENTO W 124-92	35-5	25-14	60-19	Parker-25	Duncan/Blair-8	Parker-6
4/9	UTAH W 111-102	35-5	25-14	61-19	Jefferson-20	Splitter-6	Parker-7
4/12	@L.A. Lakers L 93-102	36-5	25-15	61-20	Neal-16	Blair-11	Quinn-9
4/13	@Phoenix L 103-106	36-5	25-16	61-21	Duncan-17	Duncan-12	Parker-7

KCOR 1350 AM AHORA ES

UNIVISION



america

SAN ANTONIO 1350 AM

Lo último en **Noticias** locales, nacionales e internacionales en las voces de reconocidos periodistas y expertos

Información y análisis balanceado

Toda la acción y pasión de tu **Deporte** preferido

Consejos de salud, familia y finanzas para mejorar tu vida



Dra. Isabel



Fernando Espuelas



Helen Aguirre



Rafael Hernández



José Fernández



José Antonio



Julie Stav

HORARIO

UNIVISION



america
NETWORK

Noticiero Univision America

Lunes - Viernes

ET: 6 am - 9 am CT: 5 am - 8 am PT: 3 am - 6 am

El Show de la Dra. Isabel

Lunes - Viernes

ET: 12 pm - 2 pm CT: 11 am - 1 pm PT: 9 am - 11 am

Fernando Espuelas Show

Lunes - Viernes

ET: 2 pm - 4 pm CT: 1 pm - 3 pm PT: 11 am - 1 pm

Zona Política con Helen Aguirre

Lunes - Viernes

ET: 4 pm - 6 pm CT: 3 pm - 5 pm PT: 1 pm - 3 pm

Locura Deportiva

Lunes - Viernes

ET: 6 pm - 7 pm CT: 5 pm - 6 pm PT: 3 pm - 4 pm

Sanísimo

Lunes - Viernes

ET: 7 pm - 8 pm CT: 6 pm - 7 pm PT: 4 pm - 5 pm

El Colmillo

Lunes - Viernes


ET: 8 pm - 9 pm CT: 7 pm - 8 pm PT: 5 pm - 6 pm

Tu Dinero con Julie Stav

Sábados

ET: 12 pm - 2 pm CT: 11 am - 1 pm PT: 9 am - 11 am

Visita univisionamerica.com



FORMER
SPURS



FORMER SPURS STATISTICS

During the last 40 seasons over 300 players have stepped on the court for the San Antonio Spurs ... during this time the franchise has recognized six players with the highest honor a team can give ... a retired jersey ... here is a look at the six Spurs who have had their numbers retired.




#13 JAMES SILAS

Moved to San Antonio in the summer of 1973 when the Dallas Chaparrals became the San Antonio Spurs ... in eight seasons with the Spurs, appeared in 540 regular season games, averaging 17.1 points, 4.0 assists and 3.0 rebounds ... enjoyed his best season during the 1975-76 campaign when he averaged 23.8 points, 5.4 assists, 4.0 rebounds and 1.85 steals while appearing in all 84 games ... was named an ABA All-Star in both 1975 and 1976 ... injuries hit in the middle of his career ... suffered a broken ankle in the 1976 ABA Playoffs ... then blew out a knee in November of 1976 ... was able to return from the injuries to string together three solid seasons with the Spurs before being traded to Cleveland on June 6, 1981 ... had his No. 13 retired on February 28, 1984.



#44 GEORGE GERVIN

Spent 12 of his 14 seasons in professional basketball with the Spurs ... captured four NBA scoring titles (only two players in history have more: Michael Jordan and Wilt Chamberlain) ... appeared in 12 All-Star Games (named the MVP of the 1980 Game) ... holds the NBA record (along with Carmelo Anthony) for the most points in a quarter, exploding for 33 in the second quarter on April 9, 1978 in New Orleans ... inducted into the Naismith Memorial Basketball Hall of Fame on May 6, 1996 ... in his 14-year professional career appeared in a total of 1,060 regular season games, averaging 25.1 points, 5.3 rebounds and 2.6 assists per contest while shooting .504 from the field and .841 from the line ... scored a total of 26,595 points (which is the 13th highest combined ABA/NBA total in history) ... his No. 44 was retired on December 5, 1987.



#00 JOHNNY MOORE

Spent nine seasons with the Spurs, averaging 9.4 points, 7.4 assists, 3.0 rebounds and 1.96 steals in 519 regular season games ... during the 1981-82 season led the NBA in assists, averaging 9.6 assists per contest (edging out Magic Johnson of the Lakers who averaged 9.5 assists) ... ranks second on the Spurs all-time assists list with 3,865 ... on December 26, 1985, was diagnosed with Desert Fever ... early on doctors said the disease would be fatal ... showing the same fight off the court as he did on it, he beat the disease ... returned to play three more seasons with the Spurs before retiring after the 1989-90 campaign ... his No. 00 was retired on March 20, 1998.



#50 DAVID ROBINSON

Ended his 14-year career on June 15, 2003 with his second NBA Championship ... averaged 21.1 points, 10.6 rebounds and 3.00 blocks in 987 regular season games ... the Spurs all-time NBA leader in games played, points and blocked shots ... the NBA's MVP in 1995, the NBA Defensive Player of the Year in 1992 and the NBA Rookie of the Year in 1990 ... won the NBA's rebounding title (1991), blocked shots title (1992) and scoring title (1994) ... one of only 22 players to be named to 10 All-NBA Teams ... the only male basketball player in U.S. history to appear in three Olympic Games: Seoul (1988), Barcelona (1992), and Atlanta (1996) ... a gentleman on the court and an All-Star in the community, he was honored with the 2001 NBA Sportsmanship Award and the 2003 J. Walter Kennedy Award ... his No. 50 was retired on November 10, 2003 ... was inducted into the Naismith Memorial Hall of Fame on September 11, 2009.



#32 SEAN ELLIOTT

Spent 11 of his 12 NBA seasons with the Spurs ... will always be remembered for the Memorial Day Miracle ... the Spurs trailed the Trail Blazers 85-83 with 12 seconds left when he caught an inbounds pass and literally tip-toed the out of bounds line while sinking a 24-foot three-pointer ... the victory propelled the Spurs to their first NBA Championship ... one month after the 1999 NBA Championship, announced that he would need a kidney transplant ... on July 21, 1999, received a kidney from his older brother, Noel ... eight months later ... on March 14, 2000 ... became the first NBA player to return to action after a major organ transplant ... in 11 seasons with the Spurs appeared in 669 regular season games, averaging 14.4 points, 4.4 rebounds and 2.5 assists ... a two-time NBA All-Star (1993 and 1996) ... his No. 32 was retired on March 6, 2005.



#6 AVERY JOHNSON

Played 10 of his 16 NBA seasons in San Antonio ... one of five players to spend 10-or-more seasons with the Spurs (along with Tim Duncan, Sean Elliott, George Gervin and David Robinson) ... appeared in 644 regular season games with the Silver and Black, averaging 10.1 points, 6.9 assists, 2.0 rebounds and 1.11 steals in 31.1 minutes ... the Spurs all-time leader in assists, with 4,474 ... ranks among the team's all-time leaders in games (fifth), points (ninth with 6,486) and steals (sixth with 712) ... played a key role in the Spurs first NBA Championship ... averaged 12.6 points and 7.4 assists in the 1999 Playoffs ... with 47.0 seconds left in Game 5 of the Finals hit an 18-foot jumper, the final basket for either team, to give the Spurs a 78-77 win over the Knicks and clinch the 1999 NBA Championship ... won the 1998 NBA Sportsmanship Award ... appeared in 1,054 games in his NBA career ... known as the Little General, he and Calvin Murphy are the only players in NBA history under 6-feet tall to appear in over 1,000 NBA games ... his No. 6 was retired on December 22, 2007.



#12 BRUCE BOWEN

The Spurs honored Bruce Bowen on March 21, 2012 by retiring his No. 12 jersey ... Bowen spent nine seasons (2001-09) in San Antonio and appeared in 630 games ... one of just eight players to appear in 600-plus games with the Spurs ... he started in every game he played in for the Silver and Black, averaging 6.4 points, 3.0 rebounds and 1.3 assists in 31.2 minutes ... earned eight All-Defensive selections and was a part of three NBA Championships (2003, 2005, 2007) ... became the seventh Spur to have jersey retired.

FORMER SPURS STATISTICS

AHEARN, BLAKE #19

How Obtained: Signed as free agent, 11/16/08

How Departed: Waived, 12/15/08

NBA (1 Year)

YEAR	GP	MIN	FGM-FGA	PCT	3-POINT FGM-FGA	PCT	FTM-FTA	PCT	REBS	AVG	AST	PF-DQ	STL	TO	BLK	PTS	AVG
08-09	3	19	2-6	.333	2-4		2-2	1.000	1	0.3	2	3-0	1	1		8	2.7

ALEXANDER, CORY #1

How Obtained: First round pick, 1995 Draft, 29th overall

How Departed: Waived, 2/27/98

NBA (3 Years)

YEAR	GP	MIN	FGM-FGA	PCT	3-POINT FGM-FGA	PCT	FTM-FTA	PCT	REBS	AVG	AST	PF-DQ	STL	TO	BLK	PTS	AVG
95-96	60	560	63-155	.406	26-66	.394	16-25	.640	42	0.7	121	94-0	27	68	2	168	2.8
96-97	80	1454	194-490	.396	94-252	.373	95-129	.736	123	1.5	254	148-0	82	146	16	577	7.2
97-98	37	501	60-145	.414	20-64	.313	25-37	.676	47	1.3	71	53-2	25	47	5	165	4.5
TOT	177	2515	317-790	.401	140-382	.366	136-191	.712	212	1.2	446	295-2	134	261	23	910	5.1

NBA PLAYOFFS (1 Year)

1996	9	70	10-24	.417	1-5	.200	5-7	.714	9	1.0	9	8-0	2	6	0	26	2.9
------	---	----	-------	------	-----	------	-----	------	---	-----	---	-----	---	---	---	----	-----

ANDERSON, DEREK #1

How Obtained: Signed as free agent, 8/4/00

How Departed: Traded to Portland, with Kerr, for S. Smith, 7/25/01

NBA (1 Year)

YEAR	GP	MIN	FGM-FGA	PCT	3-POINT FGM-FGA	PCT	FTM-FTA	PCT	REBS	AVG	AST	PF-DQ	STL	TO	BLK	PTS	AVG
00-01	82	2859	413-993	.416	101-253	.399	342-402	.851	363	4.4	301	188-1	120	165	14	1269	15.5

NBA PLAYOFFS (1 Year)

2001	7	194	16-61	.262	6-22	.273	16-21	.762	19	2.7	17	10-0	3	15	0	54	7.7
------	---	-----	-------	------	------	------	-------	------	----	-----	----	------	---	----	---	----	-----

ANDERSON, GREG "CADILLAC" #33

How Obtained: (1) First round pick, 1987 Draft, 23rd overall (2) Signed as free agent, 9/29/95

How Departed: (1) Traded to Milwaukee, along with Robertson, for Cummings, 5/28/89 (2) Unsigned free agent, 7/1/97

NBA (4 Years)

YEAR	GP	MIN	FGM-FGA	PCT	3-POINT FGM-FGA	PCT	FTM-FTA	PCT	REBS	AVG	AST	PF-DQ	STL	TO	BLK	PTS	AVG
87-88	82	1984	379-756	.501	1-5	.200	198-328	.604	513	6.3	79	228-1	54	143	122	957	11.7
88-89	82	2401	460-914	.503	0-3	.000	207-403	.514	676	8.2	61	221-2	102	180	103	1127	13.7
95-96	46	344	24-47	.511	0-1	.000	6-25	.240	100	2.2	10	66-0	9	22	24	54	1.2
96-97	82	1659	130-262	.496	0-1	.000	62-93	.667	448	5.5	34	225-2	63	73	67	322	3.9
TOT	292	6388	993-1979	.502	1-10	.100	473-849	.557	1737	5.9	184	740-5	228	418	316	2460	8.4

NBA PLAYOFFS (2 Years)

1988	3	95	17-36	.472	0-0	.000	4-9	.444	21	7.0	3	10-1	2	10	4	38	12.7
1996	6	34	0-5	.000	0-0	.000	1-2	.500	9	1.5	0	5-0	2	4	1	1	0.2
TOT	9	129	17-41	.415	0-0	.000	5-11	.455	30	3.3	3	15-0	4	14	5	39	4.3

ANDERSON, JAMES #25

How Obtained: First round pick, 2010 Draft, 20th overall

How Departed: Unsigned Free Agent, 8/12

NBA (2 Years)

YEAR	GP	MIN	FGM-FGA	PCT	3-POINT FGM-FGA	PCT	FTM-FTA	PCT	REBS	AVG	AST	PF-DQ	STL	TO	BLK	PTS	AVG
10-11	26	286	31-81	.383	18-46	.391	14-18	.778	23	0.9	18	24-0	3	13	6	94	3.6
11-12	51	603	66-174	.379	19-68	.279	39-52	.750	79	1.5	41	35-0	8	30	2	190	3.7
TOT	77	889	97-255	.380	37-114	.325	53-70	.757	102	1.3	59	59-0	11	43	8	284	3.7

ANDERSON, MICHAEL #10

How Obtained: Signed 10-day contract, 1/26/89; Signed 10-day contract, 2/6/89; Signed for season, 2/15/89

How Departed: Waived, 4/18/89

NBA (1 Year)

YEAR	GP	MIN	FGM-FGA	PCT	3-POINT FGM-FGA	PCT	FTM-FTA	PCT	REBS	AVG	AST	PF-DQ	STL	TO	BLK	PTS	AVG
88-89	36	730	73-175	.417	1-7	.143	57-82	.695	89	2.5	153	64-0	44	84	3	204	5.7

ANDERSON, WILLIE #40

How Obtained: First round pick, 1988 Draft, 10th overall

How Departed: Selected by Toronto in 1995 NBA Expansion Draft, 6/24/95

NBA (7 Years)

YEAR	GP	MIN	FGM-FGA	PCT	3-POINT FGM-FGA	PCT	FTM-FTA	PCT	REBS	AVG	AST	PF-DQ	STL	TO	BLK	PTS	AVG
88-89	81	2738	640-1285	.498	4-21	.190	224-289	.775	417	5.1	372	295-8	150	261	62	1508	18.6
89-90	82	2788	532-1082	.492	7-26	.269	217-290	.748	372	4.5	364	252-3	111	198	58	1288	15.5
90-91	75	2592	453-991	.457	7-35	.200	170-213	.798	351	4.7	358	226-4	79	167	46	1083	14.4
91-92	57	1889	312-685	.455	13-56	.232	107-138	.775	300	5.3	302	151-2	54	140	51	744	13.1
92-93	38	560	80-186	.430	1-8	.125	22-28	.786	57	1.5	79	52-0	14	44	6	183	4.8
93-94	80	2488	394-837	.471	22-68	.324	145-171	.848	242	3.0	347	187-1	71	153	46	955	11.9
94-95	38	556	76-162	.469	3-19	.158	30-41	.732	55	1.4	53	71-1	26	38	10	185	4.9
TOT	451	13611	2487-5228	.476	57-233	.245	915-1170	.782	1794	4.0	1875	1234-19	505	1001	279	5946	13.2

NBA PLAYOFFS (5 Years)

1990	10	375	87-168	.518	2-5	.400	29-36	.806	54	5.4	52	40-2	9	26	4	205	20.5
1991	4	159	33-68	.485	2-10	.200	8-13	.615	19	4.8	19	16-0	6	13	2	76	19.0
1993	10	219	37-82	.451	6-11	.545	15-17	.882	23	2.3	28	23-0	9	12	2	95	9.5
1994	4	106	14-37	.378	1-1	1.000	4-7	.571	8	2.0	12	7-0	5	4	2	33	8.3
1995	11	97	9-20	.450	0-1	.000	2-3	.667	12	1.1	10	12-0	5	8	0	20	1.8
TOT	39	956	180-375	.480	11-28	.393	58-76	.763	116	3.0	121	98-2	34	63	10	429	11.0

AVERITT, WILLIAM #10

How Obtained: Contract purchased from San Diego, 1973

How Departed: Traded to Kentucky for second round pick in '75 and cash, 6/24/74

ABA (1 Year)

YEAR	GP	MIN	FGM-FGA	PCT	3-POINT FGM-FGA	PCT	FTM-FTA	PCT	REBS	AVG	AST	PF-DQ	STL	TO	BLK	PTS	AVG
73-74	74	1639	343-912	.376	9-50	.180	156-224	.696	121	1.6	132	166-0	63	137	6	851	11.5

ABA PLAYOFFS (1 Year)

1974	6	104	19-51	.373	0-3	.000	15-19	.789	11	1.8	2	11-0	1	9	4	53	8.8
------	---	-----	-------	------	-----	------	-------	------	----	-----	---	------	---	---	---	----	-----

FORMER SPURS STATISTICS

BANKS, GENE #20					6-8		F	Duke '81				5/15/59					
How Obtained: First round pick, 1981 Draft, 28th overall																	
How Departed: Traded to Chicago for S. Johnson and 2nd round pick in '85, 6/18/85																	
NBA (4 Years)					3-POINT												
YEAR	GP	MIN	FGM-FGA	PCT	FGM-FGA	PCT	FTM-FTA	PCT	REBS	AVG	AST	PF-DQ	STL	TO	BLK	PTS	AVG
81-82	80	1700	311-652	.477	0-8	.000	145-212	.684	411	5.1	147	199-2	55	106	17	767	9.6
82-83	81	2722	505-919	.550	0-5	.000	196-278	.705	612	7.6	279	229-3	78	171	21	1206	14.9
83-84	80	2600	424-747	.568	1-6	.167	200-270	.741	582	7.3	254	256-5	105	166	23	1049	13.1
84-85	82	2091	289-493	.586	1-3	.333	199-257	.774	445	5.4	234	220-3	65	140	13	778	9.5
TOT	323	9113	1529-2811	.544	2-22	.090	740-1017	.728	2050	6.3	914	904-13	303	583	74	3800	11.8
NBA PLAYOFFS (3 Years)																	
1982	9	146	30-65	.462	0-1	.000	4-10	.400	43	4.8	9	12-0	4	6	3	64	7.1
1983	11	398	76-150	.507	0-0	.000	23-35	.657	76	6.9	50	25-1	11	21	1	175	15.9
1985	1	10	0-1	.000	0-0	.000	0-0	.000	0	0.0	1	3-0	0	2	0	0	0.0
TOT	21	554	106-216	.491	0-1	.000	27-45	.600	119	5.7	60	40-1	15	29	4	239	11.4

BARDO, STEVE #42				6-6		G	Illinois '90				4/5/68						
How Obtained: (1) Signed as free agent, 9/5/91; (2) Signed to 10-day contract, 2/19/92																	
How Departed: (1) Waived, 11/12/91; (2) Waived, 2/27/92																	
NBA (1 Year)				3-POINT													
YEAR	GP	MIN	FGM-FGA	PCT	FGM-FGA	PCT	FTM-FTA	PCT	REBS	AVG	AST	PF-DQ	STL	TO	BLK	PTS	AVG
91-92	1		0-0	.000	0-0	.000	0-0	.000	1	1.0	0	0-0	0	0	0	0	0.0

BARRY, BRENT #17				6-7		G	Oregon State '95							12/31/71			
How Obtained: (1) Signed as free agent, 7/15/04. (2) Signed as a free agent, 3/24/08																	
How Departed: (1) Traded to Seattle with Elson and a first round pick for Thomas, 2/20/08. (2) Unsigned free agent, 7/08																	
NBA (4 Years)				3-POINT													
YEAR	GP	MIN	FGM-FGA	PCT	FGM-FGA	PCT	FTM-FTA	PCT	REBS	AVG	AST	PF-DQ	STL	TO	BLK	PTS	AVG
04-05	81	1742	194-459	.423	100-280	.357	113-135	.837	190	2.3	178	123-0	39	64	20	601	7.4
05-06	74	1259	156-345	.452	80-202	.396	39-59	.661	159	2.1	123	99-1	39	52	27	431	5.8
06-07	75	1631	202-425	.475	128-287	.446	103-117	.880	160	2.1	138	88-0	56	61	12	635	8.5
07-08	31	554	77-160	.481	48-112	.429	19-20	.950	55	1.8	67	93-0	29	56	10	221	7.1
TOT	261	5186	629-1389	.453	356-881	.404	274-331	.828	564	2.2	506	403-1	163	233	69	1888	7.2
NBA PLAYOFFS (4 Years)				3-POINT													
04-05	23	555	48-105	.457	28-66	.424	17-21	.810	56	2.4	44	44-1	15	27	4	141	6.1
05-06	13	301	34-61	.557	17-34	.500	16-21	.762	32	2.5	22	29-0	9	9	3	101	7.8
06-07	19	225	21-60	.350	15-49	.306	2-2	1.000	25	1.3	21	17-0	4	11	2	59	3.1
07-08	16	227	26-53	.491	19-41	.463	12-15	.800	18	1.1	17	22-0	6	9	2	83	5.2
TOT	71	1208	129-279	.462	79-190	.416	47-59	.797	131	1.8	104	112-1	34	56	11	384	5.4

BASSETT, TIM #21					6-8		F	Georgia '73					4/1/51				
How Obtained: Signed as free agent, 3/22/80																	
How Departed: Waived, 6/6/80																	
NBA (1 Year)					3-POINT												
YEAR	GP	MIN	FGM-FGA	PCT	FGM-FGA	PCT	FTM-FTA	PCT	REBS	AVG	AST	PF-DQ	STL	TO	BLK	PTS	AVG
79-80	5	72	4-12	.333	0-0	.000	2-3	.667	15	3.0	10	13-0	3	5	0	10	2.0
NBA PLAYOFFS (1 Year)																	
1980	3	19	1-2	.500	0-0	.000	0-0	.000	1	0.3	0	7-0	0	1	0	2	0.7

BATEER, MENGKE #34					6-11		C	Inner Mongolia, China					11/20/75				
How Obtained: From Detroit for a second round pick in '03, 10/3/02																	
How Departed: Unsigned free agent, 7/16/03																	
NBA (1 Year)					3-POINT												
YEAR	GP	MIN	FGM-FGA	PCT	FGM-FGA	PCT	FTM-FTA	PCT	REBS	AVG	AST	PF-DQ	STL	TO	BLK	PTS	AVG
02-03	12	46	4-17	.235	1-3	.333	0-2	.000	10	0.8	4	14-0	0	6	0	9	0.8

BATTON, DAVE #45					6-10		C	Notre Dame '78					3/26/56				
How Obtained: From Washington for future considerations, 7/11/83																	
How Departed: Waived, 11/10/83																	
NBA (1 Year)			3-POINT														
YEAR	GP	MIN	FGM-FGA	PCT	FGM-FGA	PCT	FTM-FTA	PCT	REBS	AVG	AST	PF-DQ	STL	TO	BLK	PTS	AVG
83-84	4	31	5-10	.500	0-0	.000	0-0	.000	4	1.0	3	5-0	0	4	3	10	2.5

BEDFORD, WILLIAM #00					7-1		C	Memphis State '86					12/3/63				
How Obtained: Signed as free agent, 10/26/92																	
How Departed: Waived, 1/4/93																	
NBA (1 Year)					3-POINT												
YEAR	GP	MIN	FGM-FGA	PCT	FGM-FGA	PCT	FTM-FTA	PCT	REBS	AVG	AST	PF-DQ	STL	TO	BLK	PTS	AVG
92-93	16	66	9-27	.333	1-1	1.000	6-12	.500	10	0.6	0	15-0	0	1	1	25	1.6

BERRY, WALTER #6				6-8		F	St. John's '86				5/14/64						
How Obtained: From Portland for Duckworth, 12/18/86																	
How Departed: Traded to New Jersey for Comegys, 8/29/88																	
NBA (2 Years)				3-POINT													
YEAR	GP	MIN	FGM-FGA	PCT	FGM-FGA	PCT	FTM-FTA	PCT	REBS	AVG	AST	PF-DQ	STL	TO	BLK	PTS	AVG
86-87	56	1567	401-758	.529	0-3	.000	186-287	.648	302	5.4	104	188-2	36	153	40	988	17.6
87-88	73	1922	540-960	.563	0-0	.000	192-320	.600	395	5.4	110	207-2	55	162	63	1272	17.4
TOT	129	3489	941-1718	.548	0-3	.000	378-607	.639	697	5.4	214	395-4	91	315	103	2260	17.5
NBA PLAYOFFS (1 Year)																	
1988	3	94	27-50	.540	0-1	.000	12-15	.800	21	7.0	6	10-0	5	11	2	66	22.0

FORMER SPURS STATISTICS

BLAB, UWE #33

How Obtained: From Golden State for C. Welp, 2/22/90

How Departed: Waived, 10/1/90

NBA (1 Year)

YEAR	GP	MIN	FGM-FGA	PCT	FGM-FGA	PCT	FTM-FTA	PCT	REBS	AVG	AST	PF-DQ	STL	TO	BLK	PTS	AVG
89-90	7	50	6-11	.545	0-0	.000	3-6	.500	9	1.3	1	9-0	0	5	0	15	2.1
NBA PLAYOFFS (1 Year)																	
1990	2	5	0-1	.000	0-0	.000	3-6	.500	2	1	1	0-0	0	0	0	3	1.5

BLACKWELL, NATE #3

How Obtained: Second round pick, 1987 Draft, 27th overall

How Departed: Waived, 12/1/87

NBA (1 Year)

YEAR	GP	MIN	FGM-FGA	PCT	FGM-FGA	PCT	FTM-FTA	PCT	REBS	AVG	AST	PF-DQ	STL	TO	BLK	PTS	AVG
87-88	10	112	15-41	.366	2-11	.182	5-6	.833	6	0.6	18	16-0	3	8	0	37	3.7

BOGANS, KEITH #10

How Obtained: Signed as free agent, 9/21/09

How Departed: Unsigned free agent, 8/10

NBA (1 Year)

YEAR	GP	MIN	FGM-FGA	PCT	FGM-FGA	PCT	FTM-FTA	PCT	REBS	AVG	AST	PF-DQ	STL	TO	BLK	PTS	AVG
09-10	79	1559	120-298	.403	70-196	.357	37-50	.740	176	2.2	95	156-1	45	53	12	347	4.4
NBA PLAYOFFS (1 Year)																	
09-10	8	55	2-10	.200	1-6	.167	0-0	.000	6	0.8	2	9-0	2	2	1	5	0.6

BOWEN, BRUCE #12

How Obtained: Signed as free agent, 7/31/01

How Departed: Traded to Milwaukee, along with K. Thomas, as part of the Jefferson trade, 6/23/09

NBA (8 Years)

YEAR	GP	MIN	FGM-FGA	PCT	FGM-FGA	PCT	FTM-FTA	PCT	REBS	AVG	AST	PF-DQ	STL	TO	BLK	PTS	AVG
01-02	59	1699	155-398	.389	56-148	.378	46-96	.479	162	2.7	88	116-0	62	66	25	412	7.0
02-03	82	2566	223-479	.466	101-229	.441	36-89	.404	239	2.9	113	190-0	66	72	42	583	7.1
03-04	82	2624	211-502	.420	77-212	.363	66-114	.579	253	3.1	113	166-1	84	90	33	565	6.9
04-05	82	2627	251-598	.420	102-253	.403	71-112	.634	285	3.5	126	175-0	55	57	39	675	8.2
05-06	82	3755	232-536	.433	104-245	.424	51-84	.607	320	3.9	126	191-0	79	67	30	619	7.5
06-07	82	2464	189-467	.405	89-232	.384	43-73	.589	223	2.7	117	175-1	62	65	25	510	6.2
07-08	81	2448	174-428	.407	90-215	.419	45-69	.652	234	2.9	91	177-0	54	46	22	483	6.0
08-09	80	1508	79-187	.422	42-98	.429	14-26	.538	145	1.8	40	123-1	36	25	13	214	2.7
TOT	630	19691	1514-3595	.421	661-1632	.400	372-663	.561	1861	3.0	814	1197-3	498	488	229	4061	6.4
NBA PLAYOFFS (8 Years)																	
01-02	10	345	25-61	.410	11-25	.440	7-14	.500	33	3.3	14	28-0	11	7	7	68	6.8
02-03	24	750	54-145	.372	35-80	.438	23-42	.548	69	2.9	39	52-0	20	15	17	166	6.9
03-04	10	298	23-63	.365	11-29	.379	3-13	.231	29	2.9	10	24-0	4	4	3	60	6.0
04-05	23	814	46-128	.359	29-67	.433	11-17	.647	66	2.9	36	77-0	11	15	13	132	5.7
05-06	13	442	32-61	.525	15-30	.500	1-2	.500	28	2.2	16	42-0	11	9	8	80	6.2
06-07	20	689	47-119	.395	33-74	.446	3-6	.500	81	4.1	26	54-0	28	14	4	130	6.5
07-08	17	508	37-93	.398	22-54	.407	8-11	.727	33	1.9	23	41-0	11	9	6	104	6.1
08-09	5	130	7-13	.538	5-9	.556	2-2	1.000	15	3.0	3	10-0	3	3	0	21	4.2
TOT	274	4183	443-774	.572	0-4	.000	105-174	.603	1063	3.9	249	602-6	78	186	66	991	3.6

BOWIE, ANTHONY #25

How Obtained: Signed 10-day contract, 3/20/89; Signed 10-day contract, 3/29/89; Signed for season, 4/9/89

How Departed: Traded to Houston for cash, 8/15/89

NBA (1 Year)

YEAR	GP	MIN	FGM-FGA	PCT	FGM-FGA	PCT	FTM-FTA	PCT	REBS	AVG	AST	PF-DQ	STL	TO	BLK	PTS	AVG
88-89	18	438	72-144	.500	1-5	.200	10-15	.667	56	3.1	29	43-1	18	22	4	155	8.6

BRATZ, MIKE #23

How Obtained: From Cleveland for a third round pick in '83, 10/28/81

How Departed: Traded to Chicago for a fourth round pick in '83, 3/8/83

NBA (1 Year)

YEAR	GP	MIN	FGM-FGA	PCT	FGM-FGA	PCT	FTM-FTA	PCT	REBS	AVG	AST	PF-DQ	STL	TO	BLK	PTS	AVG
81-82	81	1616	230-565	.407	46-138	.333	119-152	.783	166	2.0	438	183-0	65	139	11	625	7.7
NBA PLAYOFFS (1 Year)																	
1982	9	180	15-52	.288	5-18	.278	8-10	.800	14	1.6	48	20-0	9	12	0	43	4.8

BREWER, RON #10

How Obtained: (1) From Portland for M. Gale and a first round pick in '82, 12/19/80; (2) From Golden St. for cash and a second round pick in '85, 1/21/84

How Departed: (1) Traded to Cleveland, with R. Johnson, for Mitchell and Phegley, 12/24/81; (2) Waived, 12/5/84

NBA (4 Years)

YEAR	GP	MIN	FGM-FGA	PCT	FGM-FGA	PCT	FTM-FTA	PCT	REBS	AVG	AST	PF-DQ	STL	TO	BLK	PTS	AVG
80-81	46	904	180-385	.468	0-2	.000	65-80	.813	53	1.2	93	53-0	27	54	25	425	9.2
81-82	25	595	182-361	.504	3-10	.300	77-88	.875	50	2.0	67	37-0	23	34	7	444	17.8
83-84	40	782	152-345	.441	3-13	.231	41-50	.820	50	1.3	44	54-0	18	33	16	348	8.7
84-85	9	81	13-34	.382	0-0	.000	7-7	1.000	3	0.3	6	8-0	1	4	1	33	3.7
TOT	120	2362	527-1125	.468	6-25	.240	190-225	.844	156	1.3	210	152-0	9	125	49	1250	10.4
NBA PLAYOFFS (1 Year)																	
1981	7	118	29-61	.475	1-3	.333	21-29	.724	5	0.7	13	6-0	2	6	6	80	11.4

FORMER SPURS STATISTICS

BRICKOWSKI, FRANK #43										6-10	F	Penn State '81			8/15/59			
How Obtained: From LA Lakers, with Gudmundsson, a first round pick in '87 and a second round pick in '90, for M. Thompson, 2/13/87																		
How Departed: Traded to Milwaukee for P. Pressey, 8/1/90																		
NBA (4 Years)																		
3-POINT																		
YEAR	GP	MIN	FGM-FGA	PCT	FGM-FGA	PCT	FTM-FTA	PCT	REBS	AVG	AST	PF-DQ	STL	TO	BLK	PTS	AVG	
86-87	7	83	10-30	.333	0-4	.000	10-11	.909	19	2.7	5	13-0	6	7	2	30	4.3	
87-88	70	2227	425-805	.528	1-5	.200	268-349	.768	483	6.9	266	275-11	74	207	36	1119	16.0	
88-89	64	1822	337-654	.515	0-2	.000	201-281	.715	406	6.3	131	252-10	102	165	35	875	13.7	
89-90	78	1438	211-387	.545	0-2	.000	95-141	.674	327	4.2	105	226-4	66	93	37	517	6.6	
TOT	219	5570	983-1876	.524	1-13	.077	574-782	.734	1235	5.6	507	766-25	248	472	110	2541	11.6	
NBA PLAYOFFS (2 Years)																		
1988	3	113	22-44	.500	1-1	1.000	13-19	.684	22	7.3	14	12-0	6	9	2	58	19.3	
1990	10	161	31-54	.574	0-0	.000	17-26	.654	44	4.4	11	31-0	8	15	1	79	7.9	
TOT	13	274	53-98	.540	1-1	1.000	30-45	.666	66	5.1	25	43-0	14	24	3	137	10.6	

BRISTOW, ALLAN #30										6-7		F	Virginia Tech '73				8/23/51			
How Obtained: Signed as free agent, 11/8/75																				
How Departed: Utah signed as free agent (Griffin as compensation), 6/28/79																				
ABA (1 Year)																				
3-POINT																				
YEAR	GP	MIN	FGM-FGA	PCT	FGM-FGA	PCT	FTM-FTA	PCT	REBS	AVG	AST	PF-DQ	STL	TO	BLK	PTS	AVG			
75-76	47	882	125-271	.461	0-1	.000	78-92	.848	174	3.7	121	81-0	24	63	2	328	7.0			
NBA (3 Years)																				
76-77	82	2017	365-747	.489	—	—	206-258	.798	348	4.2	240	195-1	89	63	2	936	11.4			
77-78	82	1481	257-538	.478	—	—	152-208	.731	257	3.1	194	150-0	69	146	4	666	8.1			
78-79	74	1324	174-354	.492	—	—	124-149	.832	247	3.3	231	154-0	56	108	15	472	6.4			
TOT	238	4822	796-1639	.486	—	—	482-615	.784	852	3.6	665	499-1	214	317	21	2074	8.7			
ABA PLAYOFFS (1 Year)																				
1976	7	97	13-35	.371	0-1	.000	19-24	.792	14	2.0	12	14-0	5	8	0	45	6.4			
NBA PLAYOFFS (3 Years)																				
1977	2	28	3-9	.333	—	—	2-9	.222	4	2.0	7	6-0	2	8	0	8	4.0			
1978	5	51	9-15	.600	—	—	4-6	.667	11	2.2	7	10-0	2	5	0	22	4.4			
1979	13	163	20-49	.408	—	—	16-21	.762	27	2.1	28	17-0	9	11	5	56	4.3			
TOT	20	242	32-73	.438	—	—	22-36	.611	42	2.1	42	33-0	13	24	5	86	4.3			

BRITTAIN, MIKE #40										7-0	C	South Carolina '85				6/21/63			
How Obtained: (1) Second round pick, 1985 Draft, 29th overall: (2) Signed 10-day contract, 3/12/87																			
How Departed: (1) Waived, 10/28/86; (2) Waived, 3/30/87																			
NBA (2 Years)																			
3-POINT																			
YEAR	GP	MIN	FGM-FGA	PCT	FGM-FGA	PCT	FTM-FTA	PCT	REBS	AVG	AST	PF-DQ	STL	TO	BLK	PTS	AVG		
85-86	32	219	22-43	.512	0-0	.000	10-19	.526	49	1.5	5	54-1	3	20	12	54	1.7		
86-87	6	29	4-9	.444	0-0	.000	1-2	.500	4	0.7	2	3-0	1	2	0	9	1.5		
TOT	38	248	26-52	.500	0-0	.000	11-21	.524	53	1.4	7	57-1	4	22	12	63	1.7		
NBA PLAYOFFS (1 Year)																			
1986	1	2	1-2	.500	0-0	.000	0-0	.000	1	1.0	0	0-0	0	0	1	2	2.0		

BROWN, CHUCKY #52															6-8	F	NC State '89	2/29/68			
How Obtained: Signed as free agent, 10/1/99																					
How Departed: Waived, 2/4/00																					
NBA (1 Year)																					
3-POINT																					
YEAR	GP	MIN	FGM-FGA	PCT	FGM-FGA	PCT	FTM-FTA	PCT	REBS	AVG	AST	PF-DQ	STL	TO	BLK	PTS	AVG				
99-00	30	602	82-176	.466	1-3	.333	25-31	.806	77	2.6	41	53-0	8	28	10	190	6.3				

BROWN, DEVIN #23				6-5		G	UTSA '02		12/30/78								
How Obtained: (1) Signed as free agent, 9/30/02. (2) Signed as free agent, 11/3/02. (3) Signed as free agent, 8/1/03																	
How Departed: (1) Waived, 10/23/02. (2) Waived, 11/19/02. (3) Unsigned free agent, 8/05																	
NBA (3 Years)																	
YEAR	GP	MIN	FGM-FGA	PCT	3-POINT FGM-FGA	PCT	FTM-FTA	PCT	REBS	AVG	AST	PF-DQ	STL	TO	BLK	PTS	AVG
02-03	7	22	5-10	.500	0-0	.000	2-2	.100	7	1.0	2	3-0	0	5	0	12	1.7
03-04	58	627	85-196	.434	4-14	.286	60-74	.811	130	2.2	33	61-0	15	38	4	234	4.0
04-05	67	1238	173-409	.423	45-121	.372	103-130	.792	176	2.6	92	83-0	39	53	12	494	7.4
TOT	132	1887	263-615	.428	49-135	.363	165-206	.801	313	2.4	127	147-0	54	96	16	740	5.6
NBA PLAYOFFS (2 Years)																	
2004	9	130	18-37	.486	6-10	.600	10-17	.588	18	2.0	9	18-1	3	7	1	52	5.8
2005	12	60	7-20	.350	3-7	.429	4-7	.571	7	0.6	3	3-0	1	1	0	21	1.8
TOT	21	190	25-57	.439	9-17	.529	14-24	.583	25	1.2	12	21-1	4	8	1	73	3.5

BROWN, ROGER #42										6-11	C	Kansas '72				2/23/50			
How Obtained: Signed as free agent, 1973																			
How Departed: Waived, 1/21/73																			
ABA (1 Year)																			
3-POINT																			
YEAR	GP	MIN	FGM-FGA	PCT	FGM-FGA	PCT	FTM-FTA	PCT	REBS	AVG	AST	PF-DQ	STL	TO	BLK	PTS	AVG		
73-74	2	26	5-6	.833	0-0	.000	0-0	.000	6	3.0	1	4-0	0	2	0	10	5.0		

BRYANT, MARK #2															6-9		F	Seton Hall '88				4/25/65		
How Obtained: Signed as free agent, 8/1/01																								
How Departed: Traded to Philadelphia, with the rights to Salmon and Holcomb, for Claxton, 6/26/02																								
NBA (1 Year)															3-POINT									
YEAR	GP	MIN	FGM-FGA	PCT	FGM-FGA	PCT	FTM-FTA	PCT	REBS	AVG	AST	PF-DD	STL	TO	BLK	PTS	AVG							
01-02	30	206	25-55	.455	0-0	.000	6-8	.750	44	1.5	10	38-1	7	6	2	56	1.9							
NBA PLAYOFFS (1 Year)																								
2002	9	91	9-20	.450	0-0	.000	3-6	.500	12	1.3	1	14-0	1	1	2	21	2.3							

FORMER SPURS STATISTICS

BURTON, WILLIE #9

How Obtained: Signed as free agent, 2/24/98

How Departed: Unsigned free agent, 7/1/98

NBA (1 Year)

YEAR	GP	MIN	FGM-FGA	PCT	3-POINT FGM-FGA	PCT	FTM-FTA	PCT	REBS	AVG	AST	PF-DQ	STL	TO	BLK	PTS	AVG
97-98	13	43	8-21	.381	8-12	.667	3-9	.333	9	0.7	1	7-0	2	1	2	27	2.1

BUTLER, JACKIE #45

How Obtained: Signed as free agent, 7/21/06

How Departed: Traded to Houston, with the rights to Scola, for Spanoulis, 7/12/07

NBA (1 Year)

YEAR	GP	MIN	FGM-FGA	PCT	3-POINT FGM-FGA	PCT	FTM-FTA	PCT	REBS	AVG	AST	PF-DQ	STL	TO	BLK	PTS	AVG
06-07	11	103	16-35	.457	0-0	.000	9-10	.900	22	2.0	5	16-0	2	10	0	41	3.7

BYARS, DERRICK #34

How Obtained: Signed as free agent, 4/25/12

How Departed: Waived, 8/21/12

NBA (1 Year)

YEAR	GP	MIN	FGM-FGA	PCT	3-POINT FGM-FGA	PCT	FTM-FTA	PCT	REBS	AVG	AST	PF-DQ	STL	TO	BLK	PTS	AVG
11-12	2	37	3-11	.273	0-6	.000	4-4	1.000	11	5.5	1	2-0	2	0	0	10	5

CALVIN, MACK #24

How Obtained: From LA Lakers for a first round pick in '77 and cash, 11/16/76

How Departed: Waived, 2/11/77

NBA (1 Year)

YEAR	GP	MIN	FGM-FGA	PCT	3-POINT FGM-FGA	PCT	FTM-FTA	PCT	REBS	AVG	AST	PF-DQ	STL	TO	BLK	PTS	AVG
76-77	35	606	93-237	.392	—	—	123-146	.842	31	0.9	104	58-0	23	—	1	309	8.8

CARR, ANTOINE #35

How Obtained: From Sacramento for Schintzius and a second round pick in '94, 9/23/91

How Departed: Unsigned free agent, 7/1/94

NBA (3 Years)

YEAR	GP	MIN	FGM-FGA	PCT	3-POINT FGM-FGA	PCT	FTM-FTA	PCT	REBS	AVG	AST	PF-DQ	STL	TO	BLK	PTS	AVG
91-92	81	1867	359-732	.490	1-5	.200	162-212	.764	346	4.3	63	264-5	32	114	96	881	10.9
92-93	71	1947	379-705	.538	0-5	.000	174-224	.777	388	5.5	97	264-5	35	96	87	932	13.1
93-94	34	465	78-160	.488	0-1	.000	42-58	.724	51	1.5	15	75-0	9	15	22	198	5.8
TOT	186	4279	816-1597	.511	1-11	.091	378-494	.765	785	4.2	175	603-10	76	225	205	2011	10.8
NBA PLAYOFFS (3 Years)																	
1992	3	109	24-44	.545	1-2	.500	10-16	.625	23	7.7	3	14-1	2	4	11	59	19.7
1993	8	171	39-74	.527	0-0	.000	6-10	.600	38	4.8	9	28-1	3	7	9	84	10.5
1994	3	37	5-11	.455	0-0	.000	8-9	.889	1	0.3	3	7-0	1	0	2	18	6.0
TOT	14	317	68-129	.527	1-2	.500	24-35	.686	62	4.4	15	49-2	6	11	22	161	11.5

CARROLL, MATT #3

How Obtained: Signed as free agent, 3/8/04

How Departed: Unsigned free agent, 7/04

NBA (1 Year)

YEAR	GP	MIN	FGM-FGA	PCT	3-POINT FGM-FGA	PCT	FTM-FTA	PCT	REBS	AVG	AST	PF-DQ	STL	TO	BLK	PTS	AVG
03-04	3	22	2-5	.400	0-0	.000	2-4	.500	3	1.0	1	5-0	1	4	0	6	2.0

CARTER, ANTHONY #7

How Obtained: Signed as free agent, 8/1/03

How Departed: Waived, 12/5/03

NBA (1 Year)

YEAR	GP	MIN	FGM-FGA	PCT	3-POINT FGM-FGA	PCT	FTM-FTA	PCT	REBS	AVG	AST	PF-DQ	STL	TO	BLK	PTS	AVG
03-04	5	87	11-37	.297	0-3	.000	0-0	.000	11	2.2	12	9-0	4	12	0	22	4.4

CHAMBERS, JERRY #40

How Obtained: Signed as free agent, 1973

How Departed: Waived, 1/24/74

ABA (1 Year)

YEAR	GP	MIN	FGM-FGA	PCT	3-POINT FGM-FGA	PCT	FTM-FTA	PCT	REBS	AVG	AST	PF-DQ	STL	TO	BLK	PTS	AVG
73-74	38	579	94-206	.456	0-0	.000	36-48	.750	103	2.7	42	74-0	11	28	3	224	5.9

CHEEKS, MAURICE #10

How Obtained: From Philadelphia, with Welp and Wingate, for Dawkins and Vincent, 8/28/89

How Departed: Traded to New York for Strickland, 2/21/90

NBA (1 Year)

YEAR	GP	MIN	FGM-FGA	PCT	3-POINT FGM-FGA	PCT	FTM-FTA	PCT	REBS	AVG	AST	PF-DQ	STL	TO	BLK	PTS	AVG
89-90	50	1766	215-450	.478	1-9	.111	114-137	.832	167	3.3	302	46-0	82	85	5	545	10.9

CLAXTON, SPEEDY #10

How Obtained: From Philadelphia for Bryant and the draft rights to Salmons and Holcomb, 6/26/02

How Departed: Unsigned free agent, 7/16/03

NBA (1 Year)

YEAR	GP	MIN	FGM-FGA	PCT	3-POINT FGM-FGA	PCT	FTM-FTA	PCT	REBS	AVG	AST	PF-DQ	STL	TO	BLK	PTS	AVG
02-03	30	471	67-145	.462	0-11	.000	39-57	.684	56	1.9	75	43-0	22	35	7	173	5.8
NBA PLAYOFFS (1 Year)																	
2003	24	326	46-105	.438	0-0	.000	33-44	.750	45	1.9	45	38-0	16	24	5	125	5.2

COMEGYS, DALLAS #22

How Obtained: From New Jersey for Berry, 8/29/88

How Departed: Unsigned free agent, 7/1/89

NBA (1 Year)

YEAR	GP	MIN	FGM-FGA	PCT	3-POINT FGM-FGA	PCT	FTM-FTA	PCT	REBS	AVG	AST	PF-DQ	STL	TO	BLK	PTS	AVG
88-89	67	1119	166-341	.487	0-2	.000	106-161	.658	234	3.5	30	160-2	42	85	63	438	6.5

FORMER SPURS STATISTICS

COOK, DARWIN #12				6-3		G	Portland '80				8/6/58						
How Obtained: Signed as free agent, 11/10/88																	
How Departed: Traded to Denver, with Greenwood, for Natt and Vincent, 1/26/89																	
NBA (1 Year)				3-POINT													
YEAR	GP	MIN	FGM-FGA	PCT	FGM-FGA	PCT	FTM-FTA	PCT	REBS	AVG	AST	PF-DQ	STL	TO	BLK	PTS	AVG
88-89	36	757	147-315	.467	6-31	.194	46-56	.821	59	1.6	84	77-0	43	62	4	346	9.6

COOK, JEFF #45				6-10		F/C	Idaho State '78				10/21/56						
How Obtained: From Cleveland for Jones and cash, 12/14/84																	
How Departed: Traded to Utah, with Iavaroni, for J. Wilkins, 2/16/86																	
NBA (2 Years)				3-POINT													
YEAR	GP	MIN	FGM-FGA	PCT	FGM-FGA	PCT	FTM-FTA	PCT	REBS	AVG	AST	PF-DQ	STL	TO	BLK	PTS	AVG
84-85	54	848	92-174	.529	0-0	.000	30-37	.811	210	3.9	39	150-2	25	32	14	214	4.0
85-86	34	356	28-67	.418	0-1	.000	26-41	.634	81	2.4	21	64-0	13	11	11	82	2.4
TOT	88	1204	120-241	.498	0-1	.000	56-78	.718	291	3.3	60	214-2	38	43	25	296	3.4
NBA PLAYOFFS (1 Year)				3-POINT													
1985	5	98	9-18	.500	0-1	.000	17-25	.680	29	5.8	4	23-0	5	6	6	35	7.0

COPA, TOM #30					6-10		C	Marquette '87					10/30/64				
How Obtained: Signed as free agent, 8/9/91																	
How Departed: Waived, 6/25/92																	
NBA (1 Year)					3-POINT												
YEAR	GP	MIN	FGM-FGA	PCT	FGM-FGA	PCT	FTM-FTA	PCT	REBS	AVG	AST	PF-DQ	STL	TO	BLK	PTS	AVG
91-92	33	132	22-40	.550	0-0	.000	4-13	.308	36	1.1	3	29-0	2	8	6	48	1.5

CORBIN, TYRONE #23										6-6		F	DePaul '85				12/31/62			
How Obtained: Second round pick, 1985 Draft, 35th overall																				
How Departed: Waived, 1/21/87																				
NBA (2 Years)				3-POINT																
YEAR	GP	MIN	FGM-FGA	PCT	FGM-FGA	PCT	FTM-FTA	PCT	REBS	AVG	AST	PF-DQ	STL	TO	BLK	PTS	AVG			
85-86	16	174	27-64	.422	0-1	.000	10-14	.714	25	1.6	11	21-0	11	12	2	64	4.0			
86-87	31	732	113-264	.428	0-0	.000	49-67	.731	119	3.8	80	81-0	38	46	3	275	8.9			
TOT	47	906	140-328	.427	0-1	.000	59-81	.728	144	3.1	91	102-0	49	58	5	339	7.2			
NBA PLAYOFFS (1 Year)				3-POINT																
1986	1	14	0-4	.000	0-0	.000	0-0	.000	1	1.0	1	0-0	0	0	0	0	0.0			

CORZINE, DAVE #40				6-11			C	DePaul '78					4/25/56				
How Obtained: From Washington for second round picks in '81 and '82, 9/26/80																	
How Departed: Traded to Chicago, with Olberding, for Gilmore, 7/22/82																	
NBA (2 Years)				3-POINT													
YEAR	GP	MIN	FGM-FGA	PCT	FGM-FGA	PCT	FTM-FTA	PCT	REBS	AVG	AST	PF-DQ	STL	TO	BLK	PTS	AVG
80-81	82	1960	366-747	.490	0-3	.000	125-175	.714	636	7.8	117	212-0	42	131	99	857	10.5
81-82	82	2189	336-648	.519	1-4	.250	159-213	.746	629	7.7	130	235-3	33	139	126	832	10.1
TOT	164	4149	702-1395	.503	1-7	.143	284-388	.732	1265	7.7	247	447-3	75	270	225	1689	10.3
NBA PLAYOFFS (2 Years)																	
1981	7	161	27-55	.491	0-0	.000	9-13	.692	48	6.9	16	15-0	4	11	8	63	9.0
1982	9	258	49-106	.462	0-0	.000	24-34	.706	85	9.4	17	30-0	6	20	9	122	13.6
TOT	16	419	76-161	.472	0-0	.000	33-47	.702	133	8.3	33	45-0	10	31	17	185	11.6

COURTNEY, JOE #40					6-9	F	Southern Miss. '92					10/17/69					
How Obtained: Signed 10-day contract, 3/2/97																	
NBA (1 Year)					3-POINT												
YEAR	GP	MIN	FGM-FGA	PCT	FGM-FGA	PCT	FTM-FTA	PCT	REBS	AVG	AST	PF-DQ	STL	TO	BLK	PTS	AVG
96-97	5	48	5-16	.313	0-0	.000	3-5	.600	7	1.4	0	6-0	0	2	0	13	2.6

CROMPTON, GEOFF #50				6-11		C	North Carolina '78				7/4/55						
How Obtained: Signed 10-day contract, 3/4/83; Signed for season, 3/14/83																	
How Departed: Waived, 4/7/83																	
NBA (1 Year)				3-POINT													
YEAR	GP	MIN	FGM-FGA	PCT	FGM-FGA	PCT	FTM-FTA	PCT	REBS	AVG	AST	PF-DQ	STL	TO	BLK	PTS	AVG
82-83	14	148	14-34	.412	0-0	.000	3-5	.600	48	3.4	7	25-0	3	5	5	31	2.2

CROSHERE, AUSTIN #22					6-10		F	Providence '97					5/1/75				
How Obtained: Signed 10-day contract, 1/16/09																	
NBA (1 Year)					3-POINT												
YEAR	GP	MIN	FGM-FGA	PCT	FGM-FGA	PCT	FTM-FTA	PCT	REBS	AVG	AST	PF-DQ	STL	TO	BLK	PTS	AVG
08-09	3	23	2-9	.222	0-4	.000	0-1	.000	10	3.3	3	1-0	0	2	0	4	1.3

CROWDER, CORY #23				6-5		G		Kentucky Wesleyan '91				4/13/69					
How Obtained: (1) Signed as free agent, 10/6/94; (2) Signed as free agent, 11/12/94																	
How Departed: (1) Waived, 10/27/94; (2) Waived, 12/26/94																	
NBA (1 Year)				3-POINT													
YEAR	GP	MIN	FGM-FGA	PCT	FGM-FGA	PCT	FTM-FTA	PCT	REBS	AVG	AST	PF-DQ	STL	TO	BLK	PTS	AVG
94-95	7	29	2-10	.200	0-4	.000	2-6	.333	3	0.4	1	1-0	1	2	0	6	0.9

FORMER SPURS STATISTICS

CUMMINGS, TERRY #34

6-9 F DePaul '83

3/15/61

How Obtained: From Milwaukee, with future considerations, for A. Robertson, G. Anderson and future considerations, 5/28/89

How Departed: Unsigned free agent, 7/1/95

NBA (6 Years)

YEAR	GP	MIN	FGM-FGA	PCT	3-POINT FGM-FGA	PCT	FTM-FTA	PCT	REBS	AVG	AST	PF-DQ	STL	TO	BLK	PTS	AVG
89-90	81	2821	728-1532	.475	19-59	.322	343-440	.780	677	8.4	219	286-1	110	202	52	1818	22.4
90-91	67	2195	503-1039	.484	7-33	.212	164-240	.683	521	7.8	157	225-5	61	131	30	1177	17.6
91-92	70	2149	514-1053	.488	5-13	.385	177-249	.711	631	9.0	102	210-4	58	115	34	1210	17.3
92-93	8	76	11-29	.379	0-0	.000	5-10	.500	19	2.4	4	17-0	1	2	1	27	3.4
93-94	59	1133	183-428	.428	0-2	.000	63-107	.589	297	5.0	50	137-0	31	59	13	429	7.3
94-95	76	1273	224-464	.483	0-0	.000	72-123	.585	378	5.0	59	188-1	36	95	19	520	6.8
TOT	361	9647	2163-4545	.476	31-107	.290	824-1169	.705	2523	7.0	591	1063-11	297	604	149	5181	14.4

NBA PLAYOFFS (6 Years)

YEAR	GP	MIN	FGM-FGA	PCT	3-POINT FGM-FGA	PCT	FTM-FTA	PCT	REBS	AVG	AST	PF-DQ	STL	TO	BLK	PTS	AVG
1990	10	375	103-195	.528	1-5	.200	42-52	.808	94	9.4	22	39-0	7	19	4	249	24.9
1991	4	124	25-49	.510	0-1	.000	9-18	.500	37	9.3	4	13-0	3	9	2	59	14.8
1992	3	122	34-66	.515	0-0	.000	10-20	.500	34	11.3	7	9-0	4	7	4	78	26.0
1993	10	138	31-70	.443	0-1	.000	5-8	.625	39	3.9	5	27-0	3	8	1	67	6.7
1994	4	72	11-22	.500	0-0	.000	10-12	.833	25	6.3	2	10-0	5	4	3	32	8.0
1995	15	135	18-48	.375	0-1	.000	22-30	.733	31	2.1	4	25-0	5	7	1	58	3.9
TOT	46	966	222-450	.493	1-8	.125	98-140	.700	260	5.7	44	103-0	27	54	15	543	11.8

D'ANTONI, MIKE #14

6-3 G

Marshall '73

5/8/51

How Obtained: Signed as free agent, 8/20/76

How Departed: Waived, 11/22/76

NBA (1 Year)

YEAR	GP	MIN	FGM-FGA	PCT	3-POINT FGM-FGA	PCT	FTM-FTA	PCT	REBS	AVG	AST	PF-DQ	STL	TO	BLK	PTS	AVG
76-77	2	9	1-3	.333	—	—	1-2	.500	2	1.0	2	3-0	0	0	0	3	1.5

DAMPIER, LOUIE #10

6-0 G

Kentucky '67

11/20/44

How Obtained: ABA Dispersal Draft (Kentucky), 1976

How Departed: Waived, 7/79

NBA (3 Years)

YEAR	GP	MIN	FGM-FGA	PCT	3-POINT FGM-FGA	PCT	FTM-FTA	PCT	REBS	AVG	AST	PF-DQ	STL	TO	BLK	PTS	AVG
76-77	80	1634	233-507	.460	—	—	64-86	.744	76	1.0	234	93-0	49	—	15	530	6.6
77-78	82	2037	336-660	.509	—	—	76-101	.752	122	1.5	285	84-0	87	95	13	748	9.1
78-79	70	760	123-251	.490	—	—	29-39	.744	63	0.9	124	42-0	35	39	8	275	3.9
TOT	232	4431	692-1418	.488	—	—	169-226	.748	261	1.1	643	219-0	171	134	36	1553	6.7

NBA PLAYOFFS (3 Years)

YEAR	GP	MIN	FGM-FGA	PCT	3-POINT FGM-FGA	PCT	FTM-FTA	PCT	REBS	AVG	AST	PF-DQ	STL	TO	BLK	PTS	AVG
1977	2	62	4-16	.250	—	—	4-4	1.000	3	1.5	9	4-0	1	0	1	12	6.0
1978	6	129	17-37	.459	—	—	1-4	.250	7	1.2	15	7-0	4	4	2	35	5.8
1979	7	55	8-14	.571	—	—	4-7	.571	5	0.7	8	8-0	3	1	1	20	2.9
TOT	15	246	29-67	.433	—	—	9-15	.600	15	1.0	32	19-0	8	5	4	67	4.5

DANIELS, ANTONIO #33

6-4 G

Bowling Green '97

3/19/75

How Obtained: From Vancouver for Herrera and the rights to Lopez, 6/24/98

How Departed: Traded to Portland, with McCaskill and C. Smith, for Kerr, Barkley and a second round pick in '03, 8/5/02

NBA (4 Years)

YEAR	GP	MIN	FGM-FGA	PCT	3-POINT FGM-FGA	PCT	FTM-FTA	PCT	REBS	AVG	AST	PF-DQ	STL	TO	BLK	PTS	AVG
98-99	47	614	83-183	.454	5-17	.294	49-65	.754	54	1.1	106	39-0	30	44	6	220	4.7
99-00	68	1195	163-344	.474	22-66	.333	72-101	.713	86	1.3	177	73-0	55	58	5	420	6.2
00-01	79	2060	275-588	.468	74-183	.404	121-156	.776	163	2.1	304	120-0	61	109	14	745	9.4
01-02	82	2175	269-612	.440	57-196	.291	158-210	.752	176	2.1	228	104-0	48	70	12	753	9.2
TOT	276	6044	790-1727	.457	158-462	.342	400-532	.752	479	1.7	815	336-0	194	281	37	2138	7.7

NBA PLAYOFFS (4 Years)

YEAR	GP	MIN	FGM-FGA	PCT	3-POINT FGM-FGA	PCT	FTM-FTA	PCT	REBS	AVG	AST	PF-DQ	STL	TO	BLK	PTS	AVG
1999	15	506	9-21	.429	4-6	.667	5-6	.833	10	0.7	16	7-0	4	10	0	27	1.8
2000	4	82	9-23	.391	2-8	.250	9-13	.692	10	2.5	6	5-0	7	6	0	29	7.3
2001	13	406	63-131	.481	17-46	.370	33-35	.943	26	2.0	38	22-0	7	13	1	176	13.5
2002	10	224	35-77	.455	6-16	.375	19-22	.864	27	2.7	15	13-0	7	5	3	95	9.5
TOT	42	818	116-252	.460	29-76	.382	66-76	.868	73	1.7	75	47-0	25	34	4	327	7.8

DANIELS, LLOYD #24

6-7 G

Mt. San Antonio College '87

9/4/67

How Obtained: Signed as free agent, 7/21/92

How Departed: Waived, 10/4/94

NBA (2 Years)

YEAR	GP	MIN	FGM-FGA	PCT	3-POINT FGM-FGA	PCT	FTM-FTA	PCT	REBS	AVG	AST	PF-DQ	STL	TO	BLK	PTS	AVG
92-93	77	1573	285-644	.443	59-177	.333	72-99	.727	216	2.8	148	144-0	38	102	30	701	9.1
93-94	65	980	140-372	.376	44-125	.352	46-64	.719	111	1.7	94	69-0	29	60	16	370	5.7
TOT	142	2553	425-1016	.418	103-302	.341	118-163	.724	327	2.3	242	213-0	67	162	46	1071	7.5

NBA PLAYOFFS (2 Years)

YEAR	GP	MIN	FGM-FGA	PCT	3-POINT FGM-FGA	PCT	FTM-FTA	PCT	REBS	AVG	AST	PF-DQ	STL	TO	BLK	PTS	AVG
1993	8	74	11-30	.367	1-7	.143	5-6	.833	15	1.9	2	8-0	3	5	0	28	3.5
1994	4	66	8-20	.400	4-8	.500	2-2	1.000	9	2.3	3	4-0	0	2	1	22	5.5
TOT	12	140	19-50	.380	5-15	.333	7-8	.875	24	2.0	5	12-0	3	7	1	50	4.2

DAVIS, CHARLES #23

6-7 F

Vanderbilt '81

10/5/58

How Obtained: From Milwaukee, with cash and a second round pick in '89, for Krystkowiak, 11/18/87

How Departed: Waived, 12/28/87

NBA (1 Year)

YEAR	GP	MIN	FGM-FGA	PCT	3-POINT FGM-FGA	PCT	FTM-FTA	PCT	REBS	AVG	AST	PF-DQ	STL	TO	BLK	PTS	AVG
87-88	16	187	42-97	.433	1-15	.067	7-10	.700	38	2.4	17	25-0	0	13	3	92	5.8

DAVIS, HARRY #23

6-7 F

Florida State '78

1/27/56

How Obtained: Signed 10-day contract, 2/25/80

How Departed: Waived, 3/3/80

NBA (1 Year)

YEAR	GP	MIN	FGM-FGA	PCT	3-POINT FGM-FGA	PCT	FTM-FTA	PCT	REBS	AVG	AST	PF-DQ	STL	TO	BLK	PTS	AVG
79-80	4	30	6-12	.500	0-0	.000	1-2	.500	6	1.5	0	8-0	1	3	0	13	3.3

FORMER SPURS STATISTICS

DAWKINS, JOHNNY #24					6-2		G		Duke '86			9/28/63					
How Obtained: First round pick, 1986 Draft, 10th overall																	
How Departed: Traded to Philadelphia, with Vincent, for Cheeks, Wingate and Welp, 8/28/89																	
NBA (3 Years)																	
YEAR	GP	MIN	FGM-FGA	PCT	3-POINT FGM-FGA	PCT	FTM-FTA	PCT	REBS	AVG	AST	PF-DQ	STL	TO	BLK	PTS	AVG
86-87	81	1682	334-764	.437	14-47	.298	153-191	.801	169	2.1	290	118-0	67	120	3	835	10.3
87-88	65	2179	405-835	.485	19-61	.311	196-221	.896	204	3.1	480	95-0	88	154	2	1027	15.8
88-89	32	1083	177-400	.443	0-4	.000	100-112	.893	101	3.2	224	64-0	55	111	0	454	14.2
TOT	178	4944	916-1999	.458	33-112	.295	451-524	.861	474	2.7	994	277-0	210	385	5	2316	13.0
NBA PLAYOFFS (1 Year)																	
1988	3	53	6-23	.261	0-2	.000	3-4	.750	3	1.0	5	2-0	2	1	0	15	5.0

DAWSON, ERIC #23										6-9		F	Midwestern State '07					7/7/84		
How Obtained: (1) Signed 10-day contract, 2/20/12 (2) Signed 10-day contract, 3/16/12																				
NBA (1 Year)																				
	GP	MIN	FGM-FGA	PCT	3-POINT FGM-FGA	PCT	FTM-FTA	PCT	REBS	AVG	AST	PF-DQ	STL	TO	BLK	PTS	AVG			
11-12	4	39	7-12	.583	0-0	-	1-2	.500	10	2.5	0	6-0	1	3	2	15	3.8			

DEL NEGRO, VINNY #15										6-4		G		N.C. State '88		8/9/66				
How Obtained: Signed as free agent, 7/30/92																				
How Departed: Unsigned free agent, 1/99																				
NBA (6 Years)																				
YEAR	GP	MIN	FGM-FGA	PCT	3-POINT FGM-FGA	PCT	FTM-FTA	PCT	REBS	AVG	AST	PF-DQ	STL	TO	BLK	PTS	AVG			
92-93	73	1526	218-430	.507	6-24	.250	101-117	.863	163	2.2	291	146-0	44	92	1	543	7.4			
93-94	77	1949	309-634	.487	15-43	.349	140-170	.824	161	2.1	320	168-0	64	102	1	773	10.0			
94-95	75	2360	372-766	.486	66-162	.407	128-162	.790	192	2.6	226	179-0	61	56	14	938	12.5			
95-96	82	2766	478-962	.497	57-150	.380	178-214	.832	272	3.3	315	166-0	85	100	6	1191	14.5			
96-97	72	2243	365-781	.467	44-140	.314	112-129	.868	210	2.9	231	131-0	59	92	7	886	12.3			
97-98	54	1721	211-479	.441	17-39	.436	74-93	.796	152	2.8	183	113-0	39	53	6	513	9.5			
TOT	433	12565	1953-4052	.482	205-558	.367	733-885	.828	1150	2.7	1566	903-0	352	495	35	4844	11.2			
NBA PLAYOFFS (5 Years)																				
1993	8	112	17-38	.447	2-9	.222	4-4	1.000	19	2.4	24	13-0	1	3	1	40	5.0			
1994	4	93	12-27	.444	2-4	.500	3-5	.600	7	1.8	18	6-0	1	6	0	29	7.3			
1995	15	382	5-118	.432	9-20	.450	20-24	.833	32	2.1	37	23-0	8	16	2	131	8.7			
1996	10	379	57-124	.460	16-27	.593	13-19	.684	26	2.6	29	19-0	13	6	3	143	14.3			
1998	9	283	39-81	.481	2-10	.200	16-17	.941	24	2.7	29	30-0	8	13	0	96	10.7			
TOT	46	1249	176-388	.454	31-70	.443	56-69	.812	108	2.3	137	91-0	31	44	6	439	9.5			

DEMPS, DELL #5					6-4		G	Pacific '92					2/12/70				
How Obtained: Signed as free agent, 10/7/95																	
How Departed: Unsigned free agent, 7/1/96																	
NBA (1 Year)					3-POINT												
YEAR	GP	MIN	FGM-FGA	PCT	FGM-FGA	PCT	FTM-FTA	PCT	REBS	AVG	AST	PF-DQ	STL	TO	BLK	PTS	AVG
95-96	16	87	19-33	.576	1-2	.500	14-17	.824	9	0.6	8	10-0	3	12	1	53	3.3

DENTMON, JUSTIN #1						5-11		G	Washington '09						9/5/85		
How Obtained: Signed 10-day contract on 3/24/12																	
NBA (1 Year)																	
YEAR	GP	MIN	FGM-FGA	PCT	3-POINT FGM-FGA	PCT	FTM-FTA	PCT	REBS	AVG	AST	PF-DQ	STL	TO	BLK	PTS	AVG
11-12	2	19	2-6	.333	0-4	.000	0-0	-	1	.50	1	2-0	1	0	0	4	2.0

DIAL, DERRICK #5					6-5		G		Eastern Michigan '98					12/20/75				
How Obtained: Second round pick, 1998 Draft, 52nd overall																		
How Departed: Unsigned free agent, 7/18/01																		
NBA (2 Years)					3-POINT													
YEAR	GP	MIN	FGM-FGA	PCT	FGM-FGA	PCT	FTM-FTA	PCT	REBS	AVG	AST	PF-DQ	STL	TO	BLK	PTS	AVG	
99-00	8	95	17-46	.370	3-12	.250	3-5	.600	26	3.3	5	10-0	1	6	1	40	5.0	
00-01	33	207	36-83	.434	2-10	.200	12-21	.571	38	1.2	21	22-0	4	12	6	86	2.6	
TOT	41	302	53-129	.411		.227	15-26	.577	64	1.6	26	32-0	5	18	7	126	3.1	
NBA PLAYOFFS (1 Year)																		
2000	2	8	2-4	.500	0-0	.000	1-2	.500	2	1.0	0	1-0	0	0	0	5	2.5	

DIETRICK, COBY #25					6-11		C/F		San Jose State '70					7/23/48				
How Obtained: (1) Signed as free agent with Dallas, 1972; (2) Signed 10-day contract, 1/18/83; Signed 10-day contract, 1/28/83																		
How Departed: (1) Signed as free agent with Chicago (received Tate Armstrong and cash as compensation on 9/5/79), 8/2/79; (2) Waived, 2/8/83																		
ABA (3 Years)					3-POINT													
YEAR	GP	MIN	FGM-FGA	PCT	3-POINT FGM-FGA	PCT	FTM-FTA	PCT	REBS	AVG	AST	PF-DQ	STL	TO	BLK	PTS	AVG	
73-74	84	2142	251-569	.441	0-3	.000	81-114	.711	532	6.3	253	285-0	89	151	50	583	6.9	
74-75	82	1724	222-444	.500	2-4	.500	76-99	.768	524	6.4	168	266-0	82	117	55	522	6.4	
75-76	81	1467	200-403	.496	1-7	.143	68-82	.829	349	4.3	159	257-0	67	112	43	469	5.8	
TOT	247	5333	673-1416	.475	3-14	.214	225-295	.763	1405	5.7	581	708-0	245	380	148	1576	6.4	
NBA (4 Years)																		
76-77	82	1772	285-620	.460	—	—	119-166	.717	372	4.5	148	267-8	88	—	57	689	8.4	
77-78	79	1876	250-543	.460	—	—	89-114	.781	358	4.5	217	231-4	81	144	55	589	7.5	
78-79	76	1487	209-400	.523	—	—	79-99	.798	315	4.1	198	206-72	72	92	38	497	6.5	
82-83	8	34	1-5	.200	0-0	.000	0-2	.000	8	1.0	6	6-0	1	1	0	2	0.3	
TOT	245	5169	745-1568	.475	0-0	.000	287-381	.753	1053	4.3	569	710-19	242	237	150	1777	7.3	
ABA PLAYOFFS (3 Years)																		
1974	7	129	13-25	.520	0-2	.000	8-12	.667	27	3.8	9	17-0	2	7	7	34	4.9	
1975	6	187	30-49	.612	0-2	.000	9-11	.818	40	6.7	22	26-0	6	14	7	69	1.2	
1976	7	208	27-55	.491	0-0	.000	8-13	.615	41	5.9	15	28-0	7	17	6	62	8.9	
TOT	20	524	70-129	.543	0-2	.000	25-36	.694	108	5.4	46	71-0	15	38	20	165	8.3	
NBA PLAYOFFS (3 Years)																		
1977	2	64	12-23	.523	—	—	2-6	.333	9	4.5	5	4-0	1	0	0	26	13.0	
1978	6	96	14-27	.519	—	—	1-2	.500	25	4.2	4	18-1	5	9	5	29	4.8	
1979	14	281	39-88	.443	—	—	4-8	.500	65	4.6	26	41-0	12	18	3	82	5.9	
TOT	22	441	65-138	.471	—	—	7-16	.438	99	4.5	35	63-1	18	27	8	137	6.3	

FORMER SPURS STATISTICS

DINKINS, BYRON #4

How Obtained: Signed as free agent, 11/6/90

How Departed: Waived, 12/17/90

NBA (1 Year)

YEAR	GP	MIN	FGM-FGA	PCT	3-POINT FGM-FGA	PCT	FTM-FTA	PCT	REBS	AVG	AST	PF-DQ	STL	TO	BLK	PTS	AVG
90-91	10	144	13-33	.394	0-0	.000	8-9	.889	11	1.1	19	12-0	2	13	0	34	3.4

DIOGU, IKE #1

How Obtained: Signed as free agent on 1/3/12

How Departed: Waived on 1/12/12

NBA (1 Year)

YEAR	GP	MIN	FGM-FGA	PCT	3-POINT FGM-FGA	PCT	FTM-FTA	PCT	REBS	AVG	AST	PF-DQ	STL	TO	BLK	PTS	AVG
11-12	2	0	0-2	.000	0-0	-	2-2	1.000	1	.500	0	1-0	0	1	0	2	1.0

DUCKWORTH, KEVIN #54

How Obtained: Second round pick, 1986 Draft, 33rd overall

How Departed: Traded to Portland for Berry, 12/18/86

NBA (1 Year)

YEAR	GP	MIN	FGM-FGA	PCT	3-POINT FGM-FGA	PCT	FTM-FTA	PCT	REBS	AVG	AST	PF-DQ	STL	TO	BLK	PTS	AVG
86-87	14	122	18-45	.400	0-0	.000	9-14	.643	31	2.2	6	27-0	5	4	3	45	3.2

DUNLEAVY, MIKE #10

How Obtained: Signed as veteran free agent (Houston got third round pick in '83), 10/16/82

How Departed: Signed as veteran free agent with Milwaukee (Spurs got fourth round pick in '84 and cash), 3/8/84

NBA (1 Year)

YEAR	GP	MIN	FGM-FGA	PCT	3-POINT FGM-FGA	PCT	FTM-FTA	PCT	REBS	AVG	AST	PF-DQ	STL	TO	BLK	PTS	AVG
82-83	79	1619	213-510	.418	67-194	.345	120-154	.779	134	1.7	437	210-1	74	160	4	613	7.8

NBA PLAYOFFS (1 Year)

1983	11	174	22-65	.338	8-30	.267	9-13	.692	13	1.2	49	22-0	9	14	1	61	5.5
------	----	-----	-------	------	------	------	------	------	----	-----	----	------	---	----	---	----	-----

EDMONSON, KEITH #10

How Obtained: From Atlanta for cash, 10/17/83

How Departed: Traded to Denver for a second round pick in '84, 1/21/84

NBA (1 Year)

YEAR	GP	MIN	FGM-FGA	PCT	3-POINT FGM-FGA	PCT	FTM-FTA	PCT	REBS	AVG	AST	PF-DQ	STL	TO	BLK	PTS	AVG
83-84	40	521	135-274	.493	0-0	.000	76-101	.752	70	1.8	27	67-1	22	45	6	346	8.7

EISLEY, HOWARD #1

How Obtained: Signed to 10-day contract, 2/26/95; Signed to 10-day contract, 3/9/95; Signed for season, 3/18/95

How Departed: Waived, 4/17/95

NBA (1 Year)

YEAR	GP	MIN	FGM-FGA	PCT	3-POINT FGM-FGA	PCT	FTM-FTA	PCT	REBS	AVG	AST	PF-DQ	STL	TO	BLK	PTS	AVG
94-95	15	56	3-17	.176	1-5	.200	0-0	.000	6	0.4	18	3-0	0	8	1	7	0.5

ELIE, MARIO #17

How Obtained: Signed as free agent, 1/21/99

How Departed: Unsigned free agent, 8/1/00

NBA (2 Years)

YEAR	GP	MIN	FGM-FGA	PCT	3-POINT FGM-FGA	PCT	FTM-FTA	PCT	REBS	AVG	AST	PF-DQ	STL	TO	BLK	PTS	AVG
98-99	47	1291	156-331	.471	40-107	.374	103-119	.866	137	2.9	89	91-0	46	61	12	455	9.7
99-00	79	2217	195-457	.427	74-186	.398	126-149	.846	249	3.2	193	156-0	73	130	9	590	7.5
TOT	126	3508	351-788	.445	114-293	.389	229-268	.854	386	3.1	282	247-0	119	191	21	1045	8.3

NBA PLAYOFFS (2 Years)

1999	17	526	43-112	.384	8-30	.267	41-49	.837	59	3.5	50	42-0	22	25	2	135	7.9
2000	4	115	6-22	.273	1-7	.143	17-18	.944	17	4.3	7	4-0	5	12	0	30	7.5
TOT	21	641	49-134	.366	9-37	.243	58-67	.866	76	3.6	57	46-0	27	37	2	165	7.9

ELLIOTT, SEAN #32

How Obtained: (1) First round pick, 1989 Draft, 3rd overall (2) From Detroit for Curley and a 1997 second round pick, 7/19/94

How Departed: (1) Traded to Detroit, with Wood, for Rodman, Morris and future considerations, 10/1/93 (2) Unsigned free agent, 7/18/01

NBA (11 Years)

YEAR	GP	MIN	FGM-FGA	PCT	3-POINT FGM-FGA	PCT	FTM-FTA	PCT	REBS	AVG	AST	PF-DQ	STL	TO	BLK	PTS	AVG
89-90	81	2032	311-647	.481	1-9	.111	187-216	.866	297	3.7	154	172-0	45	112	14	810	10.0
90-91	82	3044	478-976	.490	20-64	.313	325-402	.808	456	5.6	238	190-2	69	147	33	1301	15.9
91-92	82	3120	514-1040	.494	25-82	.305	285-331	.861	439	5.4	214	149-0	84	152	29	1338	16.3
92-93	70	2604	451-918	.491	37-104	.356	268-337	.795	322	4.6	265	132-1	68	152	28	1207	17.2
94-95	81	2858	502-1072	.468	136-333	.408	326-404	.807	287	3.5	206	216-2	78	151	38	1466	18.1
95-96	77	2901	525-1127	.466	161-392	.411	326-423	.771	396	5.1	211	178-1	69	198	33	1537	20.0
96-97	39	1393	196-464	.422	42-126	.333	148-196	.755	190	4.9	124	105-1	24	89	24	582	14.9
97-98	36	1012	122-303	.403	34-90	.378	56-78	.718	124	3.4	62	92-1	24	57	14	334	9.3
98-99	50	1509	208-507	.410	39-119	.328	106-140	.757	213	4.3	117	104-1	26	71	17	561	11.2
99-00	19	391	38-106	.358	13-37	.351	25-32	.781	47	2.5	28	34-0	12	19	2	114	6.0
00-01	52	1229	147-339	.434	55-129	.426	60-84	.714	170	3.3	81	80-0	23	51	25	409	7.9
TOT	669	22093	3492-7499	.466	563-1485	.379	2112-2643	.799	2941	4.4	1700	1452-9	522	1199	257	9659	14.4

NBA PLAYOFFS (9 Years)

1990	10	291	53-96	.552	0-1	.000	21-29	.724	41	4.1	18	37-0	9	15	6	127	12.7
1991	4	132	17-40	.425	0-3	.000	25-32	.781	22	5.5	16	9-0	4	9	1	59	14.8
1992	3	137	19-40	.475	5-8	.625	16-18	.889	13	4.3	8	6-0	3	6	4	59	19.7
1993	10	381	59-125	.472	3-14	.214	37-40	.925	48	4.8	36	22-0	8	22	3	158	15.8
1995	15	574	87-200	.435	20-55	.364	66-85	.776	72	4.8	40	38-0	10	27	7	260	17.3
1996	10	389	47-117	.402	10-34	.294	51-64	.797	39	3.9	25	24-0	11	30	4	155	15.5
1999	17	574	68-153	.444	22-55	.400	45-59	.763	58	3.4	45	50-0	9	21	4	203	11.9
2000	4	119	15-40	.375	5-13	.385	5-8	.625	22	5.5	5	13-0	0	4	2	40	10.0
2001	12	239	19-51	.373	8-25	.364	11-11	1.000	26	2.2	14	21-0	5	13	6	57	4.8
TOT	85	2836	384-862	.445	73-205	.356	277-346	.801	341	4.0	207	220-0	59	147	37	1118	13.2

NBA ALL-STAR GAMES (2 years)

1993	1	15	1-6	.167	0-0	.000	3-4	.750	2	2.0	0	1-0	0	1	0	5	5.0
1996	1	22	5-12	.417	2-6	.333	1-1	.100	5	5.0	2	4-0	0	2	0	13	13.0
TOT	2	37	6-18	.333	2-6	.333	4-5	.800	7	3.5	2	5-0	0	3	0	18	9.0

FORMER SPURS STATISTICS

ELLIS, DALE #3				6-7		G	Tennessee '83				8/6/60						
How Obtained: From Milwaukee for the rights to Murray, 7/1/92																	
How Departed: Unsigned free agent, 7/1/94																	
NBA (2 Years)				3-POINT													
YEAR	GP	MIN	FGM-FGA	PCT	FGM-FGA	PCT	FTM-FTA	PCT	REBS	AVG	AST	PF-DQ	STL	TO	BLK	PTS	AVG
92-93	82	2731	545-1092	.499	119-297	.401	157-197	.797	312	3.8	107	179-0	78	111	18	1366	16.7
93-94	77	2590	478-967	.494	131-332	.395	83-107	.776	255	3.3	80	141-0	66	75	11	1170	15.2
TOT	159	5321	1023-2059	.497	250-629	.397	240-304	.789	567	3.6	187	320-0	144	186	29	2536	15.9
NBA PLAYOFFS (2 Years)																	
1993	10	305	51-113	.451	10-32	.313	13-16	.813	35	3.5	11	25-0	4	10	0	125	12.5
1994	4	114	17-43	.395	5-17	.294	3-5	.600	10	2.5	1	6-0	3	4	0	42	10.5
TOT	14	419	68-156	.436	15-49	.306	16-21	.762	45	3.2	12	31-0	7	14	0	167	11.9

ELSON, FRANCISCO #16					7-0	C	California '99					2/28/76					
How Obtained: Signed as free agent, 8/2/06																	
How Departed: Traded to Seattle, with Barry and a first round pick, for Thomas, 2/20/08																	
NBA (2 Years)					3-POINT												
YEAR	GP	MIN	FGM-FGA	PCT	FGM-FGA	PCT	FTM-FTA	PCT	REBS	AVG	AST	PF-DQ	STL	TO	BLK	PTS	AVG
06-07	70	1332	144-282	.511	0-2	.000	62-80	.775	336	4.8	55	184-0	31	86	59	350	5.0
07-08	41	534	62-148	.419	0-0	.000	20-24	.833	135	3.3	16	62-0	9	30	14	144	3.5
TOT	111	1866	206-430	.479	0-2	.000	82-104	.788	471	4.2	71	246-0	40	116	73	494	4.5
NBA PLAYOFFS (1 Year)																	
06-07	20	230	26-44	.591	0-1	.000	14-20	.700	62	3.1	2	41-0	8	19	6	66	3.3

ELY, MELVIN #2				6-10		F	Fresno State '02				5/2/78						
How Obtained: From Charlotte for Williams and a second round pick, 2/13/07																	
How Departed: Unsigned free agent, 7/07																	
NBA (1 Year)				3-POINT													
YEAR	GP	MIN	FGM-FGA	PCT	FGM-FGA	PCT	FTM-FTA	PCT	REBS	AVG	AST	PF-DQ	STL	TO	BLK	PTS	AVG
06-07	6	65	6-20	.300	0-0	.000	7-12	.583	14	2.3	4	12-0	4	5	2	19	3.2

EVANS, MIKE #1																	6-1	G	Kansas State '78										4/19/55
How Obtained: Signed as free agent, 8/79																													
How Departed: Traded to Milwaukee for cash, 10/7/80																													
NBA (1 Year)																	3-POINT												
YEAR	GP	MIN	FGM-FGA	PCT	FGM-FGA	PCT	FTM-FTA	PCT	REBS	AVG	AST	PF-DQ	STL	TO	BLK	PTS	AVG												
79-80	79	1246	208-464	.448	12-42	.286	58-85	.682	107	1.4	230	194-2	60	128	9	486	6.2												
NBA PLAYOFFS (1 Year)																													
1980	2	12	3-8	.375	2-4	.500	3-4	.750	2	1.0	2	2-0	0	0	0	11	5.5												

FARMER, DESMON #33				6-5	G	USC '04				10/7/81							
How Obtained: Signed as a free agent, 9/17/08																	
How Departed: Waived, 11/16/08																	
NBA (1 Year)				3-POINT													
YEAR	GP	MIN	FGM-FGA	PCT	FGM-FGA	PCT	FTM-FTA	PCT	REBS	AVG	AST	PF-DQ	STL	TO	BLK	PTS	AVG
08-09	3	54	4-14	.286	3-12	.250	2-2	1.000	6	2.0	2	6-0	0	4	0	13	4.3

FEICK, JAMIE #14				6-9		F		Michigan State '96				7/3/74					
How Obtained: Signed as free agent, 9/17/08																	
How Departed: Waived, 11/16/08																	
NBA (1 Year)				3-POINT													
YEAR	GP	MIN	FGM-FGA	PCT	FGM-FGA	PCT	FTM-FTA	PCT	REBS	AVG	AST	PF-DQ	STL	TO	BLK	PTS	AVG
96-97	38	614	54-153	.353	4-13	.308	34-65	.523	211	5.6	26	75-0	16	31	13	146	3.8

FERRY, DANNY #35										6-10	F	Duke '89			10/17/66			
How Obtained: Signed as free agent, 8/10/00																		
How Departed: Traded to Indiana as part of a three-team deal (Spurs, Pacers and Kings), 7/24/03																		
NBA (3 Years)			3-POINT															
YEAR	GP	MIN	FGM-FGA	PCT	FGM-FGA	PCT	FTM-FTA	PCT	REBS	AVG	AST	PF-DQ	STL	TO	BLK	PTS	AVG	
00-01	80	1688	178-375	.475	70-156	.449	22-30	.733	223	2.8	71	169-1	28	50	21	448	5.6	
01-02	50	799	76-177	.429	43-99	.434	34-36	.944	90	1.8	48	70-0	16	22	9	229	4.6	
02-03	64	601	44-124	.355	21-60	.350	10-13	.769	75	1.2	21	55-0	7	27	9	119	1.9	
TOT	194	3088	298-676	.441	134-315	.425	66-79	.835	388	2.0	140	294-1	51	99	39	796	4.1	
NBA PLAYOFFS (3 Years)																		
2001	13	334	27-68	.397	21-46	.457	0-0	.000	41	3.2	17	32-0	4	6	1	75	5.8	
2002	10	155	10-33	.303	7-20	.350	1-4	.250	20	2.0	8	19-0	0	2	1	28	2.8	
2003	16	101	8-28	.286	4-14	.286	0-0	.000	23	1.4	7	20-0	2	5	0	20	1.3	
TOT	39	590	45-129	.349	32-80	.400	1-4	.250	84	2.2	32	71-0	6	13	2	123	3.2	

FINLEY, MICHAEL #4				6-7	G/F	Wisconsin '95				3/6/73							
How Obtained: Signed as free agent, 9/2/05																	
How Departed: Released from contract, 3/1/10																	
NBA (5 Years)				3-POINT													
YEAR	GP	MIN	FGM-FGA	PCT	FGM-FGA	PCT	FTM-FTA	PCT	REBS	AVG	AST	PF-DQ	STL	TO	BLK	PTS	AVG
05-06	77	2038	286-695	.412	110-279	.394	98-115	.852	247	3.2	116	97-0	37	62	7	780	10.1
06-07	82	1823	273-663	.412	104-286	.364	90-98	.918	223	2.7	108	76-0	32	46	16	740	9.0
07-08	82	2204	315-761	.414	132-357	.370	64-80	.800	254	3.1	114	93-0	29	56	10	826	10.1
08-09	81	2336	301-689	.437	131-319	.411	51-62	.823	270	3.3	114	82-0	37	61	17	784	9.7
09-10	25	395	37-97	.381	13-41	.317	6-9	.667	38	1.5	19	12-0	6	13	4	93	3.7
TOT	347	8796	1212-2905	.417	490-1282	.382	309-364	.849	1032	3.0	471	360-0	141	238	54	3223	9.3
NBA PLAYOFFS (4 Years)																	
05-06	13	411	50-105	.476	18-47	.383	18-20	.900	49	3.8	18	19-0	8	9	3	136	10.5
06-07	20	538	73-178	.410	44-105	.419	35-39	.897	58	2.9	22	28-0	11	13	4	225	11.3
07-08	17	391	43-107	.402	19-52	.365	9-9	1.000	33	1.9	17	25-0	5	6	3	114	6.7
08-09	5	143	15-34	.441	7-15	.467	3-4	.750	15	3.0	5	8-0	1	4	1	40	8.0
TOT	55	1483	181-424	.427	88-219	.402	65-72	.903	155	2.8	62	80-0	25	32	11	515	9.4

FORMER SPURS STATISTICS

FLOYD, ERIC "SLEEPY" #21

How Obtained: Signed as free agent, 8/13/93

How Departed: Unsigned free agent, 7/1/94

NBA (1 Year)

YEAR	GP	MIN	FGM-FGA	PCT	3-POINT FGM-FGA	PCT	FTM-FTA	PCT	REBS	AVG	AST	PF-DQ	STL	TO	BLK	PTS	AVG
93-94	53	737	70-209	.335	8-36	.222	52-78	.667	70	1.3	101	71-0	12	61	8	200	3.8

6-3 G

Georgetown '82

3/6/60

FORD, T.J. #11

How Obtained: Signed as free agent, 12/9/11

How Departed: Retired on 3/12/12

NBA (1 Year)

YEAR	GP	MIN	FGM-FGA	PCT	3-POINT FGM-FGA	PCT	FTM-FTA	PCT	REBS	AVG	AST	PF-DQ	STL	TO	BLK	PTS	AVG
11-12	14	190	19-43	.442	2-8	.250	11-14	.786	18	1.3	45	23-0	9	23	2	51	3.6

6-0 G

Texas '03

3/24/83

FRANKLIN, WILLIAM #23

How Obtained: (1) Signed as free agent, 1975; (2) Signed as free agent, 1975

How Departed: (1) To Baltimore in ABA Expansion draft, 1975; (2) Waived, 1976

ABA (2 Years)

YEAR	GP	MIN	FGM-FGA	PCT	3-POINT FGM-FGA	PCT	FTM-FTA	PCT	REBS	AVG	AST	PF-DQ	STL	TO	BLK	PTS	AVG
74-75	24	179	32-85	.376	0-1	.000	15-23	.652	82	3.4	10	37-0	3	18	2	79	3.3
75-76	10	95	12-22	.545	0-0	.000	9-16	.563	29	2.9	5	16-0	3	5	3	33	3.3
TOT	34	274	44-107	.411	0-1	.000	24-39	.615	111	3.3	15	53-0	6	23	5	112	3.3
ABA PLAYOFFS (1 Year)																	
1975	2	10	2-5	.400	0-0	.000	0-0	.000	5	2.5	0	2-0	0	0	0	4	2.0

6-9 F

Purdue '72

10/19/49

FREEMAN, DONNIE #20

How Obtained: From Indiana for a draft pick in '74 and cash, 1974

How Departed: Free agent, 5/75

ABA (1 Year)

YEAR	GP	MIN	FGM-FGA	PCT	3-POINT FGM-FGA	PCT	FTM-FTA	PCT	REBS	AVG	AST	PF-DQ	STL	TO	BLK	PTS	AVG
74-75	77	2381	453-1012	.448	0-5	.000	289-352	.821	184	2.4	202	169-0	65	131	15	1195	15.5
ABA PLAYOFFS (1 Year)																	
1975	6	166	33-72	.458	0-0	.000	8-10	.800	14	2.3	19	16-0	2	8	0	74	12.3

6-3 G

Illinois '67

7/18/44

GALE, MIKE #12

How Obtained: Contract purchased from New York Nets, 6/3/75

How Departed: Traded to Portland for R. Brewer, 12/19/80

ABA (1 Year)

YEAR	GP	MIN	FGM-FGA	PCT	3-POINT FGM-FGA	PCT	FTM-FTA	PCT	REBS	AVG	AST	PF-DQ	STL	TO	BLK	PTS	AVG
75-76	78	1782	230-506	.455	3-17	.176	64-80	.800	207	2.7	244	145-0	123	143	40	527	6.8
NBA (5 Years)																	
76-77	82	2598	353-754	.468	—	—	137-167	.820	273	3.3	473	224-3	191	—	50	843	10.3
77-78	70	2091	275-581	.473	—	—	87-100	.870	223	3.2	376	170-2	159	176	25	637	9.1
78-79	82	2121	284-612	.464	—	—	91-108	.843	186	2.3	374	192-1	152	153	40	659	8.0
79-80	67	1474	171-377	.454	2-13	.154	97-120	.808	152	2.3	312	134-2	123	115	13	441	6.6
80-81	35	636	86-164	.524	1-3	.333	19-26	.731	52	1.5	99	56-0	55	39	2	192	5.5
TOT	336	8920	1169-2488	.470	3-16	.188	431-521	.827	886	2.6	1634	776-8	680	483	130	2772	8.3
ABA PLAYOFFS (1 Year)																	
1976	7	286	45-96	.470	0-2	.000	13-17	.765	40	5.7	50	16-0	24	23	10	103	14.7
NBA PLAYOFFS (4 Years)																	
1977	2	67	9-23	.391	—	—	4-7	.571	10	5.0	10	9-0	4	—	2	22	11.0
1978	6	201	25-56	.446	—	—	2-4	.500	25	4.2	31	15-0	7	17	4	52	8.7
1979	14	302	38-76	.437	—	—	19-22	.864	29	2.1	56	33-0	16	16	4	95	6.8
1980	3	69	8-20	.400	1-4	.250	4-7	.571	6	2.0	16	6-0	5	3	0	21	7.0
TOT	25	639	80-175	.457	1-4	.250	29-40	.725	70	2.8	113	63-0	32	36	10	190	7.6

6-4 G

Elizabeth City St. '71

7/18/50

GARCIA, ALEX #10

How Obtained: Signed as free agent, 7/24/03

How Departed: Waived, 6/11/04

NBA (1 Year)

YEAR	GP	MIN	FGM-FGA	PCT	3-POINT FGM-FGA	PCT	FTM-FTA	PCT	REBS	AVG	AST	PF-DQ	STL	TO	BLK	PTS	AVG
03-04	2	13	1-7	.143	0-0	.000	1-2	.500	0	0.0	0	0-0	2	1	0	3	1.5

6-3 G

Brazil

3/4/80

GARRICK, TOM #22

How Obtained: Signed as free agent, 10/2/91

How Departed: Waived, 12/12/91

NBA (1 Year)

YEAR	GP	MIN	FGM-FGA	PCT	3-POINT FGM-FGA	PCT	FTM-FTA	PCT	REBS	AVG	AST	PF-DQ	STL	TO	BLK	PTS	AVG
91-92	19	374	44-93	.473	0-1	.000	10-16	.625	41	2.2	63	33-0	21	30	1	98	5.2

6-2 G

Rhode Island '88

7/7/66

GAZE, ANDREW #10

How Obtained: Signed as free agent, 1/21/99

How Departed: Unsigned free agent, 8/1/99

NBA (1 Year)

YEAR	GP	MIN	FGM-FGA	PCT	3-POINT FGM-FGA	PCT	FTM-FTA	PCT	REBS	AVG	AST	PF-DQ	STL	TO	BLK	PTS	AVG
98-99	19	58	8-25	.320	5-16	.313	0-0	.000	5	0.3	6	7-0	2	4	1	21	1.1

6-6 G

Seton Hall '89

7/24/65

GEARY, REGGIE #4

How Obtained: Signed as free agent, 9/29/97

How Departed: Unsigned free agent, 7/1/98

NBA (1 Year)

YEAR	GP	MIN	FGM-FGA	PCT	3-POINT FGM-FGA	PCT	FTM-FTA	PCT	REBS	AVG	AST	PF-DQ	STL	TO	BLK	PTS	AVG
97-98	62	685	56-169	.331	12-40	.300	28-56	.500	67	1.1	74	95-0	37	42	12	152	2.5
NBA PLAYOFFS (1 Year)																	
1998	7	46	3-7	.429	1-4	.250	2-4	.500	2	0.3	6	10-0	1	2	0	9	1.3

6-2 G

Arizona '96

8/31/73

FORMER SPURS STATISTICS

GEE, ALONZO #23										6-6		G	Alabama '09				5/29/87			
How Obtained: Signed as free agent, 3/29/10																				
How Departed: Waived, 11/16/10																				
NBA (1 Year)		3-POINT																		
YEAR	GP	MIN	FGM-FGA	PCT	FGM-FGA	PCT	FTM-FTA	PCT	REBS	AVG	AST	PF-DQ	STL	TO	BLK	PTS	AVG			
10-11	5	18	1-3	.333	0-0	0	0-0	0	3	0.6	0	3-0	0	3	2	5	0.4			
GERARD, GUS #22										6-8		F	Virginia '75				7/27/53			
How Obtained: Signed 10-day contract, 2/8/81; Signed 10-day contract, 2/19/81																				
How Departed: Waived, 3/2/81																				
NBA (1 Year)		3-POINT																		
YEAR	GP	MIN	FGM-FGA	PCT	FGM-FGA	PCT	FTM-FTA	PCT	REBS	AVG	AST	PF-DQ	STL	TO	BLK	PTS	AVG			
80-81	11	129	22-60	.367	0-1	.000	8-11	.727	38	3.5	9	17-0	7	8	3	52	4.7			
GERVIN, GEORGE #44										6-8		G/F	Eastern Michigan '72				4/27/52			
How Obtained: Contract purchased from Virginia, 1/30/74																				
How Departed: Traded to Chicago for Greenwood, 10/24/85																				
ABA (3 Years)		3-POINT																		
YEAR	GP	MIN	FGM-FGA	PCT	FGM-FGA	PCT	FTM-FTA	PCT	REBS	AVG	AST	PF-DQ	STL	TO	BLK	PTS	AVG			
73-74	25	783	185-389	.476	0-6	.000	116-136	.853	206	8.2	45	98	26	64	34	486	19.4			
74-75	84	3113	784-1655	.474	17-55	.309	380-458	.830	697	8.3	207	295	131	249	138	1965	23.4			
75-76	81	2748	706-1414	.499	14-55	.255	342-399	.857	546	6.7	201	288	110	217	119	1768	21.8			
TOT	190	6644	1644-3346	.491	31-116	.267	838-991	.846	1449	7.6	453	676	267	530	291	4219	22.2			
NBA (9 Years)																				
76-77	82	2705	726-1335	.544	—	—	443-532	.833	454	5.5	238	286-12	105	—	104	1895	23.1			
77-78	82	2857	864-1611	.536	—	—	504-607	.830	420	5.1	302	255-3	136	306	110	2232	27.2			
78-79	80	2888	947-1749	.541	—	—	471-570	.826	400	5.0	219	275-5	137	286	91	2365	29.6			
79-80	78	2934	1024-1940	.528	32-102	.314	505-593	.852	403	5.2	202	208-0	110	254	79	2585	33.1			
80-81	82	2765	850-1729	.492	9-35	.257	512-620	.826	419	5.1	260	212-4	94	251	56	2221	27.1			
81-82	79	2817	993-1987	.500	10-36	.278	555-642	.864	392	5.0	187	215-2	77	210	45	2551	32.3			
82-83	78	2830	757-1553	.487	12-33	.364	517-606	.853	357	4.6	264	243-5	88	247	67	2043	26.2			
83-84	76	2584	765-1561	.490	10-24	.417	427-507	.842	313	4.2	220	219-3	79	224	47	1967	25.9			
84-85	72	2091	600-1182	.508	0-10	.000	324-384	.844	234	3.3	178	208-2	66	198	48	1524	21.2			
TOT	709	24471	7526-14647	.514	73-240	.304	4258-5061	.841	3392	4.8	2070	2121-36	892	1976	647	19383	27.3			
ABA PLAYOFFS (3 Years)																				
1974	7	226	56-114	.491	1-1	1.000	29-31	.935	52	7.4	19	28-0	5	16	8	144	20.6			
1975	6	276	76-159	.478	3-12	.250	43-52	.827	84	14.0	8	22-0	6	14	8	204	34.0			
1976	7	288	67-125	.536	0-3	.000	56-69	.812	64	9.1	19	22-0	1	17	2	190	27.1			
TOT	20	790	199-398	.500	4-16	.250	128-152	.842	200	10.0	46	72-0	12	47	18	538	26.9			
NBA PLAYOFFS (8 Years)																				
1977	2	62	19-44	.432	—	—	12-15	.800	11	5.5	3	9-0	1	—	2	50	25.0			
1978	6	227	78-142	.549	—	—	43-56	.768	34	5.7	19	23-0	6	19	16	199	33.2			
1979	14	513	158-295	.536	—	—	84-104	.808	82	5.9	35	51-1	27	40	14	400	28.6			
1980	3	122	37-74	.500	0-2	.000	26-30	.867	20	6.7	12	8-0	5	9	3	100	33.3			
1981	7	274	77-154	.500	0-3	.000	36-45	.800	35	5.0	24	19-1	5	20	5	190	27.1			
1982	9	373	103-228	.452	0-3	.000	59-71	.831	66	7.3	41	36-1	10	31	4	265	29.4			
1983	11	437	108-208	.519	0-2	.000	61-69	.884	74	6.7	37	39-1	12	46	4	277	25.2			
1985	5	183	42-79	.532	0-3	.000	27-34	.794	18	3.6	14	19-0	3	20	3	111	22.2			
TOT	57	2191	622-1224	.508	0-13	.000	348-424	.821	340	6.0	185	204-4	69	185	51	1592	27.9			
ABA ALL-STAR GAMES (3 Years)																				
1974	1	21	3-8	.375	0-1	.000	3-4	.750	5	5.0	3	1	1	—	—	9	9.0			
1975	1	30	8-14	.571	0-1	.000	7-8	.875	6	6.0	3	2	6	2	5	23	23.0			
1976	1	16	3-13	.231	0-0	.000	1-2	.500	6	6.0	1	1	0	2	0	8	8.0			
TOT	3	67	14-35	.400	0-2	.000	11-14	.786	17	5.7	7	4	7	4	5	40	13.3			
NBA ALL-STAR GAMES (9 Years)																				
1977	1	12	0-6	.000	—	—	0-0	.000	1	1.0	0	1-0	0	—	1	0	0.0			
1978	1	18	4-11	.360	—	—	1-3	.333	2	2.0	1	2-0	2	2	1	9	9.0			
1979	1	34	8-16	.500	—	—	10-11	.909	6	6.0	2	4-0	1	3	1	26	26.0			
1980	1	40	14-26	.538	0-0	.000	6-9	.667	10	10.0	3	2-0	3	3	0	34	34.0			
1981	1	24	5-9	.556	0-0	.000	1-2	.500	3	3.0	0	3-0	2	2	1	11	11.0			
1982	1	27	5-14	.357	0-0	.000	2-2	1.000	6	6.0	1	3-0	3	0	3	12	12.0			
1983	1	14	3-8	.375	1-1	1.000	2-2	1.000	0	0.0	3	3-0	2	0	0	9	9.0			
1984	1	21	5-6	.833	0-0	.000	3-3	1.000	2	2.0	1	5-0	0	6	1	13	13.0			
1985	1	25	10-12	.833	0-0	.000	3-4	.750	3	3.0	1	2-0	3	4	1	23	23.0			
TOT	9	215	54-108	.500	1-1	1.000	28-36	.778	33	3.7	12	25-0	16	20	9	137	15.2			
GILMORE, ARTIS #53										7-2		C	Jacksonville '71				9/21/49			
How Obtained: From Chicago for Corzine, Olberding and cash, 7/22/82																				
How Departed: Traded to Chicago for a second round pick in '88, 6/22/87																				
NBA (5 Years)		3-POINT																		
YEAR	GP	MIN	FGM-FGA	PCT	FGM-FGA	PCT	FTM-FTA	PCT	REBS	AVG	AST	PF-DQ	STL	TO	BLK	PTS	AVG			
82-83	82	2797	556-888	.626	0-6	.000	367-496	.740	984	12.0	126	273-4	40	254	192	1479	18.0			
83-84	64	2034	351-556	.631	0-3	.000	280-390	.718	662	10.3	70	229-4	36	149	132	982	15.3			
84-85	81	2756	532-854	.623	0-2	.000	484-646	.749	846	10.4	131	306-4	40	241	173	1548	19.1			
85-86	71	2395	423-684	.618	0-1	.000	338-482	.701	600	8.5	102	239-3	39	186	108	1184	16.7			
86-87	82	2405	346-580	.597	0-0	.000	242-356	.680	579	7.1	150	235-2	39	178	95	934	11.4			
TOT	380	12387	2208-3562	.620	0-12	.000	1711-2370	.722	3671	9.7	579	1282-17	194	1008	700	6127	16.1			
NBA PLAYOFFS (3 Years)																				
1983	11	401	76-132	.576	0-0	.000	32-46	.696	142	12.9	18	46-1	9	27	34	184	16.7			
1985	5	185	29-52	.558	0-0	.000	31-45	.689	50	10.0	7	18-0	2	23	7	89	17.8			
1986	3	107	16-24	.667	0-0	.000	8-14	.571	18	6.0	3	11-0	7	10	1	40	13.3			
TOT	19	693	121-208	.582	0-0	.000	71-105	.676	210	11.1	28	75-1	18	60	42	313	16.5			
NBA ALL-STAR GAMES (2 Years)																				
1983	1	16	2-4	.500	0-0	.000	1-2	.500	5	5.0	1	4-0	1	1	0	5	5.0			
1986	1	13	3-4	.750	0-0	.000	4-4	1.000	2	2.0	1	4-0	2	0	0	10	10.0			
TOT	2	29	5-8	.625	0-0	.000	5-6	.833	7	3.5	2	8-0	3	1	0	15	7.5			

FORMER SPURS STATISTICS

GLOVER, DION #1

How Obtained: Signed 10-day contract, 3/17/05

How Departed: Waived, 4/4/05

NBA (1 Year)

YEAR	GP	MIN	FGM-FGA	PCT	3-POINT FGM-FGA	PCT	FTM-FTA	PCT	REBS	AVG	AST	PF-DQ	STL	TO	BLK	PTS	AVG
04-05	7	68	8-22	.364	1-8	.125	8-10	.800	11	1.6	4	9-0	3	2	3	25	3.6

GOLDWIRE, ANTHONY #5

How Obtained: Signed as free agent, 11/20/02

How Departed: Waived, 12/29/02

NBA (1 Year)

YEAR	GP	MIN	FGM-FGA	PCT	3-POINT FGM-FGA	PCT	FTM-FTA	PCT	REBS	AVG	AST	PF-DQ	STL	TO	BLK	PTS	AVG
02-03	10	51	5-18	.278	2-8	.250	0-2	.000	3	0.3	3	5-0	3	2	0	12	1.2

GOODEN, DREW #90

How Obtained: Signed as free agent, 3/5/09

How Departed: Unsigned free agent, 8/09

NBA (1 Year)

YEAR	GP	MIN	FGM-FGA	PCT	3-POINT FGM-FGA	PCT	FTM-FTA	PCT	REBS	AVG	AST	PF-DQ	STL	TO	BLK	PTS	AVG
08-09	19	320	71-145	.490	0-1	.000	45-57	.789	83	4.4	3	39-0	4	16	4	187	9.30

NBA PLAYOFFS (1 Year)

08-09	4	71	11-33	.333	0-2	.000	7-7	1.000	15	3.8	1	13-0	1	3	1	29	7.3
-------	---	----	-------	------	-----	------	-----	-------	----	-----	---	------	---	---	---	----	-----

GRAY, DEVIN #4

How Obtained: Signed 10-day contract, 1/8/97

NBA (1 Year)

YEAR	GP	MIN	FGM-FGA	PCT	3-POINT FGM-FGA	PCT	FTM-FTA	PCT	REBS	AVG	AST	PF-DQ	STL	TO	BLK	PTS	AVG
96-97	3	24	5-15	.333	0-0	.000	0-1	.000	5	1.7	0	8-0	1	5	0	10	3.3

GREEN, MIKE #23

How Obtained: From Seattle for second round picks in '78 and '79, 11/12/77

How Departed: Traded to Kansas City for a second round pick and cash, 9/13/79

NBA (2 Years)

YEAR	GP	MIN	FGM-FGA	PCT	3-POINT FGM-FGA	PCT	FTM-FTA	PCT	REBS	AVG	AST	PF-DQ	STL	TO	BLK	PTS	AVG
77-78	63	1132	195-427	.457	—	—	86-111	.775	304	4.8	66	167-1	24	83	87	476	7.6
78-79	76	1641	235-477	.493	—	—	101-144	.701	354	4.7	116	230-3	37	89	122	571	7.5
TOT	139	2773	430-904	.476	—	—	187-255	.733	658	4.7	182	397-4	61	172	209	1047	7.5

NBA PLAYOFFS (2 Years)

1978	6	174	28-58	.483	—	—	9-10	.900	44	7.3	11	21-0	5	8	16	65	10.8
1979	14	350	48-114	.421	—	—	14-21	.667	73	5.2	11	59-3	13	18	35	110	7.9
TOT	20	524	76-172	.442	—	—	23-31	.742	117	5.6	22	80-3	18	26	51	175	8.8

GREEN, SIDNEY #21

How Obtained: From Orlando for McNamara and a first round pick in '91, 10/30/90

How Departed: Traded to Charlotte, with a first round pick in '93 and a second round pick in '96, for Reid, 12/9/92

NBA (3 Years)

YEAR	GP	MIN	FGM-FGA	PCT	3-POINT FGM-FGA	PCT	FTM-FTA	PCT	REBS	AVG	AST	PF-DQ	STL	TO	BLK	PTS	AVG
90-91	66	1099	177-384	.461	0-3	.000	89-105	.848	313	4.7	52	172-0	32	89	13	443	6.7
91-92	80	1127	147-344	.427	0-0	.000	73-89	.820	342	4.3	36	148-0	29	62	11	367	4.6
92-93	15	202	20-49	.408	0-0	.000	13-15	.867	71	4.7	19	21-1	5	12	3	53	3.5
TOT	161	2428	344-777	.443	0-3	.000	175-209	.837	726	4.5	107	341-1	66	163	27	863	5.4

NBA PLAYOFFS (2 Years)

1991	3	11	3-6	.500	0-0	.000	2-2	1.000	4	1.3	0	3-0	0	1	0	8	2.7
1992	3	47	3-10	.300	0-0	.000	3-4	.750	11	3.7	2	6-0	0	2	0	9	3.0
TOT	6	58	6-16	.375	0-0	.000	5-6	.833	15	2.5	2	9-0	0	3	0	17	2.8

GREENWOOD, DAVID #33

How Obtained: (1) From Chicago for Gervin, 10/24/85; (2) Signed as free agent, 8/20/90

How Departed: (1) Traded to Denver, with Cook, for Vincent and Natt, 1/26/89; (2) Waived, 5/21/91

NBA (5 Years)

YEAR	GP	MIN	FGM-FGA	PCT	3-POINT FGM-FGA	PCT	FTM-FTA	PCT	REBS	AVG	AST	PF-DQ	STL	TO	BLK	PTS	AVG
85-86	68	1910	198-388	.510	0-1	.000	142-184	.772	531	7.8	90	207-3	37	113	52	538	7.9
86-87	79	2587	336-655	.513	3-6	.500	241-307	.785	783	9.9	237	248-3	71	161	50	916	11.6
87-88	45	1236	151-328	.460	0-2	.000	83-111	.748	300	6.7	97	134-2	33	74	22	385	8.6
88-89	38	912	105-247	.425	0-0	.000	84-105	.800	238	6.3	55	123-2	30	55	24	294	7.7
90-91	63	1018	85-169	.503	0-2	.000	69-94	.734	221	3.5	52	172-3	29	71	25	239	3.8
TOT	293	7663	875-1787	.490	3-11	.273	619-801	.773	2073	7.1	531	884-13	200	474	173	2372	8.1

NBA PLAYOFFS (2 Years)

1986	3	101	12-23	.522	0-0	.000	6-8	.750	18	6.0	3	12-0	3	1	1	30	10.0
1991	1	5	1-1	1.000	0-0	.000	0-0	.000	2	2.0	2	0-0	0	1	0	2	2.0
TOT	4	106	13-24	.542	0-0	.000	6-8	.750	20	5.0	5	12-0	3	2	1	32	8.0

GRIFFIN, PAUL #30

How Obtained: Compensation from Utah (Bristow signed as free agent), 7/20/79

How Departed: Retired, 4/83

NBA (4 Years)

YEAR	GP	MIN	FGM-FGA	PCT	3-POINT FGM-FGA	PCT	FTM-FTA	PCT	REBS	AVG	AST	PF-DQ	STL	TO	BLK	PTS	AVG
79-80	82	1812	173-313	.553	0-0	.000	174-240	.725	438	5.3	250	306-9	81	131	53	520	6.3
80-81	82	1930	166-325	.511	0-0	.000	170-253	.672	505	6.2	249	207-3	77	132	38	502	6.1
81-82	23	459	32-66	.485	0-0	.000	24-37	.649	95	4.1	54	67-0	20	40	8	88	3.8
82-83	53	956	60-116	.517	0-0	.000	53-76	.697	216	4.1	86	153-0	33	68	25	173	3.3
TOT	240	5157	431-820	.526	0-0	.000	421-606	.695	1254	5.2	639	733-12	211	371	124	1283	5.3

NBA PLAYOFFS (2 Years)

1980	3	69	7-14	.500	0-0	.000	6-6	1.000	15	5.0	6	9-0	0	7	1	20	6.7
1981	7	183	14-24	.583	0-0	.000	9-17	.529	40	4.7	29	28-2	6	9	5	39	5.6
TOT	10	252	21-38	.553	0-0	.000	15-23	.652	55	5.5	35	37-2	6	16	6	59	5.9

FORMER SPURS STATISTICS

GUDMUNDSSON, PETUR #35										7-2	C	Washington '81				10/30/58			
How Obtained: From L.A. Lakers, with Brickowski, a first round pick in '87, a second round pick in '90 and cash, for M. Thompson, 2/13/87																			
How Departed: Waived, 3/21/89																			
NBA (2 Years)				3-POINT															
YEAR	GP	MIN	FGM-FGA	PCT	FGM-FGA	PCT	FTM-FTA	PCT	REBS	AVG	AST	PF-DQ	STL	TO	BLK	PTS	AVG		
87-88	69	1017	139-280	.496	0-1	.000	117-145	.807	323	4.7	86	197-5	18	103	61	395	5.7		
88-89	5	70	9-25	.360	0-0	.000	3-4	.750	16	3.2	5	15-0	1	8	1	21	4.2		
TOT	74	1087	148-305	.485	0-1	.000	120-149	.805	339	4.6	91	212-5	19	111	62	416	5.6		
NBA PLAYOFFS (1 Year)																			
1988	2	6	0-2	.000	0-0	.000	0-0	.000	0	0.0	1	0-0	0	3	0	0	0.0		

HAIRSTON, MALIK #1										6-6	G	Oregon '08	2/23/87				
How Obtained: Obtained from Phoenix, along with a 2009 second round pick and cash considerations, in exchange for the draft rights to Goran Dragic, 6/26/08																	
How Departed: Waived, 7/29/10																	
NBA (2 Years)																	
YEAR	GP	MIN	FGM-FGA	PCT	3-POINT FGM-FGA	PCT	FTM-FTA	PCT	REBS	AVG	AST	PF-DQ	STL	TO	BLK	PTS	AVG
08-09	15	155	24-49	.490	0-1	.000	2-7	.286	28	1.9	13	19-0	6	12	7	50	3.3
09-10	47	317	40-76	.526	2-11	.182	17-30	.567	49	1.0	16	29-0	4	11	9	99	2.1
TOT	62	472	64-125	.512	2-12	.167	19-37	.514	77	1.2	29	48-0	10	23	16	149	2.4

HAISLIP, MARCUS #22										6-10	F	Tennessee '02				12/22/80			
How Obtained: Signed as free agent, 7/8/09																			
How Departed: Waived, 1/22/10																			
NBA (1 Year)			3-POINT																
YEAR	GP	MIN	FGM-FGA	PCT	FGM-FGA	PCT	FTM-FTA	PCT	REBS	AVG	AST	PF-DQ	STL	TO	BLK	PTS	AVG		
09-10	10	44	10-21	.476	3-5	.600	2-5	.400	10	1.0	0	5-0	0	3	2	25	2.5		

HALEY, JACK #54																	6-10	C	UCLA '87	1/27/64	
How Obtained: Signed as free agent, 12/15/93																					
How Departed: Unsigned free agent, 7/1/95																					
NBA (2 Years)																	3-POINT				
YEAR	GP	MIN	FGM-FGA	PCT	FGM-FGA	PCT	FTM-FTA	PCT	REBS	AVG	AST	PF-DQ	STL	TO	BLK	PTS	AVG				
93-94	28	94	21-48	.438	0-0	.000	17-21	.810	24	0.9	1	18-0	0	10	0	59	2.1				
94-95	31	117	26-61	.426	0-1	.000	21-32	.656	27	0.9	2	31-0	3	13	5	73	2.4				
TOT	59	211	47-109	.431	0-1	.000	38-53	.717	51	0.9	3	49-0	3	23	5	132	2.2				
PLAYOFFS (2 Years)																					
93-94	3	11	4-8	.500	0-0	.000	5-6	.833	7	2.3	2	3	0	0	0	13	4.3				
94-95	4	13	1-7	.143	0-0	.000	1-2	.500	6	1.5	2	0	0	1	1	3	0.8				
TOT	7	24	5-15	.333	0-0	.000	6-8	.750	13	1.9	4	3	0	1	1	16	2.3				

HAMILTON, JOE #11										5-10		G	North Texas State '70					7/5/48	
How Obtained: Fourth round pick, 1970 ABA Draft																			
How Departed: Traded to Kentucky for future draft pick and cash, 1974																			
ABA (1 Year)																			
YEAR	GP	MIN	FGM-FGA	PCT	3-POINT FGM-FGA	PCT	FTM-FTA	PCT	REBS	AVG	AST	PF-DQ	STL	TO	BLK	PTS	AVG		
73-74	43	1415	228-584	.390	19-86	.221	92-110	.836	116	2.7	86	92-0	51	82	0	567	13.2		

HANCOCK, DARRIN #4										6-7	F	Kansas '93				11/3/71			
How Obtained: Signed 10-day contract, 1/28/97																			
NBA (1 Year)										3-POINT									
YEAR	GP	MIN	FGM-FGA	PCT	FGM-FGA	PCT	FTM-FTA	PCT	REBS	AVG	AST	PF-DQ	STL	TO	BLK	PTS	AVG		
96-97	1	8	1-2	.500	0-0	.000	2-2	1.000	0	0.0	1	2-0	0	0	0	4	4.0		

HART, JASON #1										6-3	G	Syracuse '00	4/29/78				
How Obtained: (1) Signed as free agent, 12/19/01 (2) Signed as free agent, 10/31/03																	
How Departed: (1) Unsigned free agent, 7/02 (2) Unsigned free agent, 7/14/04																	
NBA (2 Years)														3-POINT			
YEAR	GP	MIN	FGM-FGA	PCT	FGM-FGA	PCT	FTM-FTA	PCT	REBS	AVG	AST	PF-DQ	STL	TO	BLK	PTS	AVG
01-02	10	92	10-19	.526	0-2	.000	6-6	1.000	13	1.3	12	16-0	7	8	1	26	2.6
03-04	53	660	71-159	.447	2-9	.222	33-43	.767	79	1.5	81	59-0	28	29	5	177	3.3
TOT	63	752	81-178	.455	2-11	.182	39-49	.796	92	1.5	93	75-0	35	37	6	203	3.2
NBA PLAYOFFS (1 Year)																	
2004	7	62	11-20	.550	0-0	.000	0-0	.000	3	0.4	1	5-0	5	1	0	22	3.1

HAYES, STEVE #43													7-0		C	Idaho State '80				8/2/55			
How Obtained: Signed 10-day contract, 12/29/81; Signed 10-day contract, 1/8/82																							
How Departed: Waived, 1/18/82																							
NBA (1 Year)																							
			3-POINT																				
YEAR	GP	MIN	FGM-FGA	PCT	FGM-FGA	PCT	FTM-FTA	PCT	REBS	AVG	AST	PF-DQ	STL	TO	BLK	PTS	AVG						
81-82	9	75	8-18	.444	0-0	.000	7-12	.583	17	1.9	4	17-0	1	2	2	23	2.6						

HEAL, SHANE #11															6-0	G	Australia	9/6/70
How Obtained: Signed as free agent, 10/17/03																		
How Departed: Waived, 11/17/03																		
NBA (1 Year)																		
YEAR	GP	MIN	FGM-FGA	PCT	3-POINT FGM-FGA	PCT	FTM-FTA	PCT	REBS	AVG	AST	PF-DQ	STL	TO	BLK	PTS	AVG	
03-04	6	72	7-24	.292	4-18	.222	4-5	.800	4	0.7	5	2-0	1	5	0	22	3.7	

FORMER SPURS STATISTICS

HERRERA, CARL #11, #7

How Obtained: Signed as free agent, 9/29/95

How Departed: Traded to Vancouver, with Lopez, 6/24/98

NBA (3 Years)

YEAR	GP	MIN	FGM-FGA	PCT	3-POINT FGM-FGA	PCT	FTM-FTA	PCT	REBS	AVG	AST	PF-DQ	STL	TO	BLK	PTS	AVG
95-96	44	393	40-97	.412	0-1	.000	5-17	.294	81	1.8	16	61-0	9	29	8	85	1.9
96-97	75	1837	257-593	.433	2-6	.333	81-118	.686	340	4.5	50	217-3	62	95	53	597	8.0
97-98	58	516	76-175	.434	0-1	.000	18-44	.409	91	1.6	22	71-1	19	38	12	170	2.9
TOT	177	2746	373-865	.431	2-8	.250	104-179	.581	512	2.9	88	349-4	90	162	73	852	4.8

NBA PLAYOFFS (2 Years)

1996	7	28	0-3	.000	0-0	.000	2-2	1.000	4	0.6	1	7-0	2	3	1	2	0.3
1998	5	25	1-3	.333	0-0	.000	0-0	.000	4	0.8	1	4-0	0	1	0	2	0.4
TOT	12	53	1-6	.167	0-0	.000	2-2	1.000	8	0.7	2	11-0	2	4	1	4	0.3

HIGGINS, ROD #22

How Obtained: Signed 10-day contract, 1/15/86, Signed 10-day contract, 1/25/86

How Departed: Waived, 2/1/86

NBA (1 Year)

YEAR	GP	MIN	FGM-FGA	PCT	3-POINT FGM-FGA	PCT	FTM-FTA	PCT	REBS	AVG	AST	PF-DQ	STL	TO	BLK	PTS	AVG
85-86	11	128	18-40	.450	0-2	.000	11-16	.688	24	2.2	12	21-0	2	5	3	47	4.3

HIGGINS, SEAN #3

How Obtained: Second round pick, 1990 Draft, 54th overall

How Departed: Waived, 12/13/91

NBA (2 Years)

YEAR	GP	MIN	FGM-FGA	PCT	3-POINT FGM-FGA	PCT	FTM-FTA	PCT	REBS	AVG	AST	PF-DQ	STL	TO	BLK	PTS	AVG
90-91	50	464	97-212	.458	3-19	.158	28-33	.848	63	1.3	35	53-0	8	49	1	225	4.5
91-92	6	36	4-15	.267	0-1	.000	7-7	1.000	8	1.3	4	6-0	2	4	0	15	2.5
TOT	56	500	101-227	.445	3-20	.150	35-40	.875	71	1.3	39	59-0	10	53	1	240	4.3

NBA PLAYOFFS (1 Year)

1991	3	13	0-2	.000	0-0	.000	0-0	.000	0	0.0	1	1-0	0	0	0	0	0.0
------	---	----	-----	------	-----	------	-----	------	---	-----	---	-----	---	---	---	---	-----

HILL, GEORGE #3

How Obtained: First round pick, 2008 NBA Draft, 26th overall pick

How Departed: Traded to Indiana in exchange draft rights to Kawhi Leonard, Davis Bertans and Erazem Lorbek

NBA (3 Years)

YEAR	GP	MIN	FGM-FGA	PCT	3-POINT FGM-FGA	PCT	FTM-FTA	PCT	REBS	AVG	AST	PF-DQ	STL	TO	BLK	PTS	AVG
08-09	77	126	150-372	.403	24-73	.329	114-146	.781	158	2.1	136	150-0	45	74	21	438	5.7
09-10	78	2276	353-738	.478	75-188	.399	183-237	.772	205	2.6	226	222-4	69	101	26	964	12.4
10-11	76	2148	287-633	.453	77-204	.377	233-270	.863	199	2.6	193	153-1	66	99	21	884	11.6
TOT	231	4550	790-1743	.453	176-465	.378	530-653	.812	562	2.4	555	525-5	180	274	68	2286	9.9

NBA PLAYOFFS (3 Years)

08-09	4	76	7-21	.333	3-8	.375	6-7	.857	8	2.0	2	6-0	2	2	1	23	5.8
09-10	10	344	46-102	.451	11-29	.379	31-37	.838	31	3.1	7	21-1	10	8	2	134	13.4
10-11	6	189	20-50	.400	4-15	.267	26-30	.867	30	5.0	14	15-1	9	8	2	70	11.7
TOT	20	609	73-173	.422	18-52	.346	63-74	.851	69	3.5	23	42-2	21	18	5	227	11.4

HILL, SIMMIE #54

How Obtained: Signed as free agent, 1973

How Departed: Waived, 1974

ABA (1 Year)

YEAR	GP	MIN	FGM-FGA	PCT	3-POINT FGM-FGA	PCT	FTM-FTA	PCT	REBS	AVG	AST	PF-DQ	STL	TO	BLK	PTS	AVG
73-74	60	837	112-244	.459	0-11	.000	45-62	.726	172	2.9	62	145-0	13	63	16	269	4.5

ABA PLAYOFFS (1 Year)

1974	4	20	1-2	.500	0-1	.000	0-0	.000	0	0.0	2	2-0	0	3	0	2	0.5
------	---	----	-----	------	-----	------	-----	------	---	-----	---	-----	---	---	---	---	-----

HORRY, ROBERT #5, #25

How Obtained: Signed as a free agent, 7/24/03

How Departed: Unsigned free agent, 7/08

NBA (5 Years)

YEAR	GP	MIN	FGM-FGA	PCT	3-POINT FGM-FGA	PCT	FTM-FTA	PCT	REBS	AVG	AST	PF-DQ	STL	TO	BLK	PTS	AVG
03-04	81	1290	141-348	.405	41-108	.380	69-107	.645	272	3.4	101	165-0	48	55	49	392	4.8
04-05	75	1396	157-375	.419	51-138	.370	86-109	.789	268	3.6	80	138-1	67	69	60	451	6.0
05-06	63	1182	112-292	.384	53-144	.368	44-68	.647	242	3.8	79	115-2	43	41	51	321	5.1
06-07	68	1124	90-251	.359	50-149	.336	38-64	.594	229	3.4	77	105-1	45	44	41	268	3.9
07-08	45	583	38-119	.319	18-70	.257	18-28	.643	109	2.4	47	55-0	21	22	19	112	2.5
TOT	332	5575	538-1385	.388	213-609	.350	255-376	.678	1120	3.4	384	578-4	224	231	220	1544	4.7

NBA PLAYOFFS (5 Years)

03-04	10	211	20-43	.465	8-22	.364	13-14	.929	63	6.3	9	31-0	8	10	2	61	6.1
04-05	23	618	73-163	.448	38-85	.447	30-41	.732	125	5.4	47	53-0	21	20	20	214	9.3
05-06	13	224	15-37	.405	6-17	.353	19-26	.731	48	3.7	11	31-0	5	10	9	55	4.2
06-07	18	361	25-60	.417	13-37	.351	14-17	.824	70	3.9	29	30-0	11	14	24	77	4.3
07-08	15	154	7-36	.194	5-22	.227	4-6	.667	32	2.1	8	34-0	5	2	5	23	1.5
TOT	79	1568	140-339	.413	70-183	.383	80-104	.769	338	4.3	104	185-0	50	56	60	430	5.4

HOWARD, STEPHEN #34

How Obtained: Signed as free agent, 12/18/96

How Departed: Waived, 1/6/97

NBA (1 Year)

YEAR	GP	MIN	FGM-FGA	PCT	3-POINT FGM-FGA	PCT	FTM-FTA	PCT	REBS	AVG	AST	PF-DQ	STL	TO	BLK	PTS	AVG
96-97	7	69	7-12	.583	0-0	.000	12-14	.857	9	1.3	1	7-0	8	5	2	26	3.7

FORMER SPURS STATISTICS

HUGHES, ALFREDRICK #6										6-5	G/F	Loyola/Chicago '85				7/19/62			
How Obtained: First round pick, 1985 Draft, 14th overall																			
How Departed: Waived, 10/8/86																			
NBA (1 Year)										3-POINT									
YEAR	GP	MIN	FGM-FGA	PCT	FGM-FGA	PCT	FTM-FTA	PCT	REBS	AVG	AST	PF-DQ	STL	TO	BLK	PTS	AVG		
85-86	68	866	152-372	.409	3-17	.176	49-84	.583	113	1.7	61	79-0	26	63	5	356	5.2		
NBA PLAYOFFS (1 Year)																			
1986	3	18	4-9	.444	0-0	.000	0-0	.000	0	0.0	1	3-0	1	1	0	8	2.7		

IAVARONI, MARC #32										6-10	F	Virginia '78	9/15/56				
How Obtained: From Philadelphia for a third round pick in '86, 12/15/84																	
How Departed: Traded to Utah, with J. Cook, for J. Wilkins, 2/16/86																	
NBA (2 Years)																	
						3-POINT											
YEAR	GP	MIN	FGM-FGA	PCT	FGM-FGA	PCT	FTM-FTA	PCT	REBS	AVG	AST	PF-DQ	STL	TO	BLK	PTS	AVG
84-85	57	1178	150-323	.464	0-4	.000	81-122	.664	275	4.8	113	193-5	31	103	32	381	6.7
85-86	42	669	74-163	.454	0-2	.000	43-67	.642	132	3.1	53	109-0	22	51	14	191	4.5
TOT	99	1847	224-486	.461	0-6	.000	124-189	.656	407	4.1	166	302-5	53	154	46	572	5.8
NBA PLAYOFFS (1 Year)																	
1985	5	116	15-28	.536	0-1	.000	15-20	.750	26	5.2	13	23-1	5	15	2	45	9.0

JACKSON, CEDRIC #11										6-3	G	Cleveland State '09				3/5/86			
How Obtained: Signed 10-day contract, 3/10/10																			
NBA (1 Year)3-POINT																			
YEAR	GP	MIN	FGM-FGA	PCT	FGM-FGA	PCT	FTM-FTA	PCT	REBS	AVG	AST	PF-DQ	STL	TO	BLK	PTS	AVG		
09-10	3	25	2-7	.286	0-2	.000	3-4	.750	4	1.3	6	2-0	3	2	2	7	2.3		

JACKSON, JAREN #2										6-7		G		Georgetown '89				10/27/67			
How Obtained: Signed as free agent, 9/27/97																					
How Departed: Waived, 8/29/01																					
NBA (4 Years)																					
YEAR	GP	MIN	FGM-FGA	PCT	3-POINT FGM-FGA	PCT	FTM-FTA	PCT	REBS	AVG	AST	PF-DQ	STL	TO	BLK	PTS	AVG				
97-98	82	2226	258-654	.394	112-297	.377	94-118	.797	210	2.6	156	222-3	60	104	8	722	8.8				
98-99	47	861	108-284	.380	53-147	.361	32-39	.821	99	2.1	49	63-0	41	37	9	301	6.4				
99-00	81	1691	186-488	.381	108-306	.353	33-51	.647	181	2.2	118	157-1	54	66	7	513	6.3				
00-01	16	114	16-40	.400	4-18	.389	0-2	.000	12	0.8	7	13-0	5	3	0	39	2.4				
TOT	226	4892	568-1466	.387	280-768	.365	159-210	.757	502	2.2	330	455-4	160	210	24	1575	7.0				
NBA PLAYOFFS (3 Years)																					
1998	9	319	30-88	.341	18-59	.305	14-19	.737	39	4.3	14	31-1	5	12	1	92	10.2				
1999	17	345	50-131	.382	31-86	.360	9-13	.692	41	2.4	18	33-0	13	20	0	140	8.2				
2000	2	19	0-3	.000	0-1	.000	2-4	.500	1	0.5	2	1-0	1	0	0	2	1.0				
TOT	28	683	80-222	.360	49-146	.336	25-36	.694	81	2.9	34	65-1	19	32	1	234	8.4				

JEFFERS, OTHYUS #12										6-5	G/F	Robert Morris '08				8/5/85			
How Obtained: Signed 10-day contract, 3/4/11																			
NBA (1 Year)																			
3-POINT																			
YEAR	GP	MIN	FGM-FGA	PCT	FGM-FGA	PCT	FTM-FTA	PCT	REBS	AVG	AST	PF-DQ	STL	TO	BLK	PTS	AVG		
10-11	1	8	1-3	.333	0-0	0.000	0-0	0.000	2	2.0	1	1-0	0	1	0	2	2.0		

JEFFERSON, RICHARDSON #24										6-7	F	Arizona '01	6/21/80				
How Obtained: From Milwaukee, for Bruce Bowen and Kurt Thomas, on 06/24/09																	
How Departed: Traded to Golden State, with T.J. Ford and a first round pick, for Stephen Jackson on 03/15/12																	
09-10	81	2,520	362-775	.467	59-187	.316	211-287	.735	356	4.4	158	178	45	105	40	994	12.3
10-11	81	2,459	304-642	.474	135-190	.440	148-195	.759	310	3.8	107	164	38	93	34	891	11.0
11-12	41	1,168	132-319	.414	33-79	.421	35-50	.700	143	3.5	55	83	25	32	12	379	9.2
TOT	226	6,147	798-1736	.452	227-456	.392	394-532	.731	809	3.9	320	425	108	230	86	2,264	10.8
NBA																	
YEAR	GP	MIN	FGM-FGA	PCT	3-POINT FGM-FGA	PCT	FTM-FTA	PCT	REBS	AVG	AST	PF-DQ	STL	TO	BLK	PTS	AVG
09-10	10	334	34-70	.486	1-5	.200	25-33	.758	53	5.3	18	20-0	6	15	6	94	9.4
10-11	6	176	12-31	.387	6-17	.353	9-11	.818	25	4.2	5	13-0	3	6	3	39	6.5
TOT	16	510	46-101	.437	7-22	.277	34-44	.436	78	4.75	23	33-0	9	21	9	130	7.95

JOHNSON, AVERY #15, #6															5-11		G		Southern '88				3/25/65	
How Obtained: (1) Signed as free agent, 1/17/91 (2) Signed as free agent, 11/19/92 (3) Signed as free agent, 7/21/94																								
How Departed: (1) Waived, 12/17/91 (2) Unsigned free agent, 8/1/93 (3) Unsigned free agent, 7/18/01																								
NBA (10 Years)																								
YEAR	GP	MIN	FGM-FGA	PCT	3-POINT FGM-FGA	PCT	FTM-FTA	PCT	REBS	AVG	AST	PF-DQ	STL	TO	BLK	PTS	AVG							
90-91	47	742	101-209	.483	1-5	.200	38-55	.691	56	1.2	153	40-0	33	47	2	241	5.1							
91-92	20	463	55-108	.509	1-5	.200	24-32	.750	35	1.8	100	43-1	21	45	3	135	6.8							
92-93	75	2030	256-510	.502	0-8	.000	144-182	.791	146	1.9	561	141-0	85	145	16	656	8.7							
94-95	82	3011	448-863	.519	3-22	.136	202-295	.685	208	2.5	670	154-0	114	207	13	1101	13.4							
95-96	82	3084	438-887	.494	6-31	.194	189-262	.721	206	2.5	789	179-1	119	195	21	1071	13.1							
96-97	76	2472	327-685	.477	6-26	.231	140-203	.690	147	1.9	513	158-1	96	146	15	800	10.5							
97-98	75	2674	321-671	.478	2-13	.154	122-168	.726	150	2.0	591	140-0	84	165	18	766	10.2							
98-99	50	1672	218-461	.473	1-12	.083	50-88	.568	118	2.4	369	101-0	51	112	11	487	9.7							
99-00	82	2571	402-850	.473	1-9	.111	114-155	.735	158	1.9	491	150-0	76	140	18	919	11.2							
00-01	55	1290	134-300	.447	1-6	.167	41-60	.683	85	1.5	237	90-3	33	60	4	310	5.6							
TOT	644	20009	2700-5544	.487	22-137	.161	1064-1500	.709	1309	2.0	4474	1196-3	712	1262	121	6486	10.1							
NBA PLAYOFFS (8 Years)																								
1991	3	19	0-5	.000	0-1	.000	2-2	1.000	0	0.0	4	3-0	1	0	0	2	0.7							
1993	10	314	36-70	.514	0-1	.000	10-14	.714	31	3.1	81	27-0	10	23	1	82	8.2							
1995	15	575	91-176	.517	0-1	.000	36-58	.621	32	2.1	125	29-0	20	30	6	218	14.5							
1996	10	407	52-121	.430	0-2	.000	19-27	.704	36	3.6	94	21-0	20	24	1	123	12.3							
1998	9	342	61-101	.604	0-2	.000	34-51	.667	13	1.4	55	27-0	9	21	0	156	17.3							
1999	17	653	91-187	.487	1-3	.333	32-47	.681	42	2.5	126	30-0	20	50	1	215	12.6							
2000	4	144	19-42	.452	0-0	.000	10-14	.714	9	2.3	21	10-0	4	10	0	48	12.0							
2001	13	281	34-88	.386	0-1	.000	8-15	.533	16	1.2	41	24-1	10	10	1	76	5.8							
TOT	81	2735	384-790	.486	1-11	.091	151-228	.662	179	2.2	547	171-1	94	168	10	920	11.4							

FORMER SPURS STATISTICS

JOHNSON, DERMARR #16-9 G/FCincinnati '035/5/80

How Obtained: (1) Signed as free agent, 12/29/07. (2) Signed as a free agent, 4/11/08

How Departed: (1) Waived, 1/7/08. (2) Unsigned free agent, 7/08

NBA (1 Year)						3-POINT													
YEAR	GP	MIN	FGM-FGA	PCT	FGM-FGA	PCT	FTM-FTA	PCT	REBS	AVG	AST	PF-DQ	STL	TO	BLK	PTS	AVG		
07-08	5	28	7-14	.500	3-9	.333	0-2	.000	1	0.2	1	4-0	1	0	0	17	3.4		

JOHNSON, GEORGE #52 6-11 C Dillard '70 12/18/48

How Obtained: Signed as free agent, 8/15/80

How Departed: Traded to Atlanta for J. Johnstone and second round picks in '83 and '85, 9/28/82

NBA (2 Years)						3-POINT													
YEAR	GP	MIN	FGM-FGA	PCT	FGM-FGA	PCT	FTM-FTA	PCT	REBS	AVG	AST	PF-DQ	STL	TO	BLK	PTS	AVG		
80-81	82	1935	164-347	.473	0-0	.000	80-109	.734	602	7.3	92	273-3	47	110	278	408	5.0		
81-82	75	1578	91-195	.467	0-0	.000	43-64	.672	454	6.1	79	259-6	20	92	234	225	3.0		
TOT	157	3513	255-542	.470	0-0	.000	123-173	.711	1056	6.7	171	530-9	67	202	512	633	4.0		
NBA PLAYOFFS (2 Years)						3-POINT													
YEAR	GP	MIN	FGM-FGA	PCT	FGM-FGA	PCT	FTM-FTA	PCT	REBS	AVG	AST	PF-DQ	STL	TO	BLK	PTS	AVG		
1981	7	171	12-26	.462	0-0	.000	7-10	.700	63	9.0	6	20-0	7	3	16	31	4.4		
1982	9	175	4-8	.500	0-0	.000	3-5	.600	46	5.1	12	34-0	6	4	15	11	1.2		
TOT	16	346	16-34	.471	0-0	.000	10-15	.667	109	6.8	18	54-0	13	7	31	42	2.6		

JOHNSON, LINTON #43 6-8 F Tulane '02 6/13/80

How Obtained: Signed as free agent, 8/25/04

How Departed: Unsigned free agent, 8/05

NBA (1 Year)						3-POINT													
YEAR	GP	MIN	FGM-FGA	PCT	FGM-FGA	PCT	FTM-FTA	PCT	REBS	AVG	AST	PF-DQ	STL	TO	BLK	PTS	AVG		
04-05	2	15	0-2	.000	0-1	.000	0-0	.000	3	1.5	0	1-0	1	1	0	0	0.0		

JOHNSON, REGGIE #32 6-9 F Tennessee '80 6/25/57

How Obtained: First round pick, 1980 Draft, 15th overall

How Departed: Traded to Cleveland, with Brewer, for Mitchell and Phegley, 12/24/81

NBA (2 Years)						3-POINT													
YEAR	GP	MIN	FGM-FGA	PCT	FGM-FGA	PCT	FTM-FTA	PCT	REBS	AVG	AST	PF-DQ	STL	TO	BLK	PTS	AVG		
80-81	79	1716	340-682	.499	0-1	.000	128-193	.663	358	4.5	78	283-8	45	130	48	808	10.2		
81-82	21	504	94-194	.485	0-0	.000	32-40	.800	137	6.5	20	67-0	7	26	16	220	10.5		
TOT	100	2220	434-876	.495	0-1	.000	160-233	.687	495	5.0	98	350-8	52	156	64	1028	10.3		
NBA PLAYOFFS (1 Year)						3-POINT													
YEAR	GP	MIN	FGM-FGA	PCT	FGM-FGA	PCT	FTM-FTA	PCT	REBS	AVG	AST	PF-DQ	STL	TO	BLK	PTS	AVG		
1981	7	224	35-73	.479	0-0	.000	19-25	.760	34	4.9	16	27-2	4	10	5	89	12.7		

JOHNSON, STEVE #33 6-10 C/F Oregon State '81 11/3/57

How Obtained: From Chicago, with a second round pick in '85, for Banks, 6/18/85

How Departed: Traded to Portland for M. Thompson and the draft rights to Krystkowiak, 6/19/86

NBA (1 Year)						3-POINT													
YEAR	GP	MIN	FGM-FGA	PCT	FGM-FGA	PCT	FTM-FTA	PCT	REBS	AVG	AST	PF-DQ	STL	TO	BLK	PTS	AVG		
85-86	71	1828	362-573	.632	0-0	.000	259-373	.694	462	6.5	95	291-13	44	191	66	983	13.8		
NBA PLAYOFFS (1 Year)						3-POINT													
YEAR	GP	MIN	FGM-FGA	PCT	FGM-FGA	PCT	FTM-FTA	PCT	REBS	AVG	AST	PF-DQ	STL	TO	BLK	PTS	AVG		
1986	3	53	5-15	.333	0-0	.000	5-11	.455	6	2.0	2	14-1	0	6	1	15	5.0		

JOHNSON, STEW #23 6-8 F Murray State '67 8/19/44

How Obtained: Signed as free agent, 12/15/75

How Departed: Waived, 1/11/76

ABA (1 Year)						3-POINT													
YEAR	GP	MIN	FGM-FGA	PCT	FGM-FGA	PCT	FTM-FTA	PCT	REBS	AVG	AST	PF-DQ	STL	TO	BLK	PTS	AVG		
75-76	10	123	21-77	.273	1-8	.125	2-4	.500	19	1.9	15	16-0	2	2	0	45	4.5		

JOHNSON, VINNIE #15 6-2 G Baylor '79 9/9/56

How Obtained: Signed as free agent, 12/12/91

How Departed: Waived, 6/25/92

NBA (1 Year)						3-POINT													
YEAR	GP	MIN	FGM-FGA	PCT	FGM-FGA	PCT	FTM-FTA	PCT	REBS	AVG	AST	PF-DQ	STL	TO	BLK	PTS	AVG		
91-92	60	1350	202-499	.405	19-60	.317	55-85	.647	182	3.0	145	93-0	41	74	14	478	8.0		
NBA PLAYOFFS (1 Year)						3-POINT													
YEAR	GP	MIN	FGM-FGA	PCT	FGM-FGA	PCT	FTM-FTA	PCT	REBS	AVG	AST	PF-DQ	STL	TO	BLK	PTS	AVG		
1992	3	69	11-24	.458	2-4	.500	1-2	.500	8	2.7	7	7-0	5	5	1	25	8.3		

JOHNSTONE, JIM #25 6-11 C Wake Forest '82 9/20/60

How Obtained: From Atlanta, with second round picks in '83 and '85, for G. Johnson, 9/28/82

How Departed: Waived, 12/14/82

NBA (1 Year)						3-POINT													
YEAR	GP	MIN	FGM-FGA	PCT	FGM-FGA	PCT	FTM-FTA	PCT	REBS	AVG	AST	PF-DQ	STL	TO	BLK	PTS	AVG		
82-83	7	54	2-10	.200	0-0	.000	3-5	.600	16	2.3	1	9-0	1	4	1	7	1.0		

JONES, ANTHONY #11 6-6 G UNLV '86 9/13/62

How Obtained: Signed 10-day contract, 12/29/86; Signed 10-day contract, 1/7/87; Signed for season, 1/17/87

How Departed: Waived, 11/4/87

NBA (1 Year)						3-POINT													
YEAR	GP	MIN	FGM-FGA	PCT	FGM-FGA	PCT	FTM-FTA	PCT	REBS	AVG	AST	PF-DQ	STL	TO	BLK	PTS	AVG		
86-87	49	744	119-289	.412	7-19	.368	41-52	.788	95	1.9	66	68-0	32	38	18	286	5.8		

JONES, BOBBY #42 6-7 F Washington '06 1/9/84

How Obtained: Signed 10-day contract, 4/1/08

How Departed: Unsigned free agent, 4/11/08

NBA (1 Year)						3-POINT													
YEAR	GP	MIN	FGM-FGA	PCT	FGM-FGA	PCT	FTM-FTA	PCT	REBS	AVG	AST	PF-DQ	STL	TO	BLK	PTS	AVG		
07-08	3	20	1-4	.250	0-2	.000	0-0	.000	2	0.7	1	1-0	2	1	0	2	0.7		

FORMER SPURS STATISTICS

JONES, CALDWELL #27					6-11	C/F	Albany State '73					8/4/50					
How Obtained: Signed as free agent, 7/20/89																	
How Departed: Retired, 6/1/90																	
NBA (1 Year)					3-POINT												
YEAR	GP	MIN	FGM-FGA	PCT	FGM-FGA	PCT	FTM-FTA	PCT	REBS	AVG	AST	PF-DQ	STL	TO	BLK	PTS	AVG
89-90	72	885	67-144	.465	1-5	.200	38-54	.704	230	3.2	20	146-2	20	48	27	173	2.4
NBA PLAYOFFS (1 Year)																	
1990	9	66	4-9	.444	0-0	.000	0-1	.000	13	1.4	2	10-0	0	3	3	8	0.9

JONES, EDGAR #42					6-10		F		Nevada-Reno '79					6/17/56				
How Obtained: From Detroit for a second round pick in '84 and a third round pick in '85, 2/10/83																		
How Departed: Traded to Cleveland, with cash, for J. Cook, 12/14/84																		
NBA (3 Years)																		
YEAR	GP	MIN	FGM-FGA	PCT	3-POINT FGM-FGA	PCT	FTM-FTA	PCT	REBS	AVG	AST	PF-DQ	STL	TO	BLK	PTS	AVG	
82-83	28	622	92-185	.497	0-3	.000	84-114	.737	177	6.3	20	107-5	14	43	31	268	9.6	
83-84	81	1770	322-644	.500	6-19	.316	176-242	.727	449	5.5	85	298-7	64	125	107	826	10.2	
84-85	18	322	44-91	.484	0-1	.000	41-51	.804	62	3.4	18	52-1	9	28	18	129	7.2	
TOT	127	2714	458-920	.498	6-23	.261	301-407	.740	688	5.4	123	457-13	87	196	156	1223	9.6	
NBA PLAYOFFS (1 Year)																		
1983	11	193	28-62	.452	0-2	.000	19-33	.576	53	4.8	17	44-1	6	18	14	75	6.8	

JONES, OZELL #8										6-11	C	Cal State-Fullerton '84				11/20/60			
How Obtained: Fourth round pick, 1984 Draft, 90th overall																			
How Departed: Waived, 10/25/85																			
NBA (1 Year)																			
YEAR	GP	MIN	FGM-FGA	PCT	3-POINT FGM-FGA	PCT	FTM-FTA	PCT	REBS	AVG	AST	PF-DQ	STL	TO	BLK	PTS	AVG		
84-85	67	888	106-180	.589	0-1	.000	33-83	.398	238	3.6	56	139-1	30	61	57	245	3.7		
NBA PLAYOFFS (1 Year)																			
1985	5	73	8-11	.727	0-0	.000	1-6	.167	17	3.4	4	18-1	1	7	4	17	3.4		

JONES, RICH #33					6-8	F	Memphis State '69					12/27/46					
How Obtained: Signed as free agent with Dallas, 1969																	
How Departed: Traded to New York Nets, with Warren, Terry and Hughes, for Paultz, 9/8/75																	
ABA (2 Years)					3-POINT												
YEAR	GP	MIN	FGM-FGA	PCT	FGM-FGA	PCT	FTM-FTA	PCT	REBS	AVG	AST	PF-DQ	STL	TO	BLK	PTS	AVG
73-74	78	2843	510-1175	.434	13-46	.283	186-241	.772	581	7.4	268	273-0	70	145	13	1219	15.6
74-75	83	3097	649-1480	.439	13-50	.260	287-374	.767	645	7.8	270	297-0	88	210	32	1598	19.3
TOT	161	5940	1159-2655	.437	26-96	.271	473-615	.769	1226	7.6	538	570-0	158	355	45	2817	17.5
ABA PLAYOFFS (2 Years)																	
1974	7	239	48-93	.516	1-3	.333	24-29	.828	46	6.6	19	28-0	4	—	—	121	17.3
1975	6	178	30-93	.323	1-7	.143	2-7	.286	45	7.5	15	25-0	7	11	4	63	10.5
TOT	13	417	78-186	.419	2-10	.200	26-36	.722	91	7.0	34	53-0	11	11	4	184	14.2
ABA ALL-STAR GAMES (1 Year)																	
1974	1	19	2-11	.182	0-1	.000	0-0	.000	8	8.0	2	4-0	—	—	—	4	4.0

JONES, SHELTON #31										6-9	F	St. John's '88	4/6/66				
How Obtained: Second round pick, 1988 Draft, 27th overall																	
How Departed: Traded to Golden State for Whitehead, 11/22/88																	
NBA (1 Year)										3-POINT							
YEAR	GP	MIN	FGM-FGA	PCT	FGM-FGA	PCT	FTM-FTA	PCT	REBS	AVG	AST	PF-DQ	STL	TO	BLK	PTS	AVG
88-89	7	92	9-25	.360	0-0	.000	8-13	.615	16	2.3	7	8-0	2	7	2	26	3.7

KARL, GEORGE #22										6-2	G	North Carolina '73				5/12/51			
How Obtained: Signed as free agent, 1973																			
How Departed: Retired, 4/14/78																			
ABA (3 Years)																			
YEAR	GP	MIN	FGM-FGA	PCT	3-POINT FGM-FGA	PCT	FTM-FTA	PCT	REBS	AVG	AST	PF-DQ	STL	TO	BLK	PTS	AVG		
73-74	74	1339	236-502	.470	8-22	.364	94-113	.832	126	1.7	160	161-0	65	92	10	574	7.8		
74-75	82	1629	261-534	.489	4-23	.174	137-177	.774	155	1.9	334	207-0	96	158	7	663	8.1		
75-76	75	1200	150-334	.449	0-9	.000	81-106	.764	66	0.9	250	149-0	60	108	3	381	5.1		
TOT	231	4168	647-1370	.472	12-54	.222	312-396	.788	347	1.5	744	517-0	221	358	20	1618	7.0		
NBA (2 Years)																			
76-77	29	251	25-73	.342	—	—	29-42	.690	17	0.6	46	36-0	10	—	0	79	2.7		
77-78	4	30	2-6	.333	—	—	2-2	1.000	5	1.3	5	6-0	1	4	0	6	1.5		
TOT	33	281	27-79	.342	—	—	31-44	.705	22	0.7	51	42-0	11	4	0	85	2.6		
ABA PLAYOFFS (3 Years)																			
1974	7	141	13-28	.464	0-1	.000	2-5	.400	15	2.1	23	19-0	10	12	0	28	4.0		
1975	4	40	1-8	.125	0-1	.000	3-4	.750	3	0.8	5	5-0	1	2	0	5	1.2		
1976	6	64	10-22	.455	0-1	.000	6-9	.667	4	0.7	17	12-0	5	5	0	26	4.3		
TOT	17	245	24-58	.414	0-3	.000	11-18	.611	22	1.3	45	36-0	16	19	0	59	3.5		
NBA PLAYOFFS (1 Year)																			
1977	1	1	0-0	.000	—	—	0-0	.000	0	0.0	0	0-0	0	0	0	0	0.0		

KEMPTON, TIM #8					6-10		C	Notre Dame '86					1/25/64				
How Obtained: Signed as free agent, 10/30/96																	
How Departed: Waived, 12/10/96																	
NBA (1 Year)					3-POINT												
YEAR	GP	MIN	FGM-FGA	PCT	FGM-FGA	PCT	FTM-FTA	PCT	REBS	AVG	AST	PF-DQ	STL	TO	BLK	PTS	AVG
96-97	10	59	1-5	.200	0-0	.000	2-2	1.000	8	0.8	2	4-0	1	7	1	4	0.4

FORMER SPURS STATISTICS

KENNEDY, EUGENE #50

6-6 F TCU '71

8/23/49

How Obtained: Thirteenth round pick, 1971 ABA Draft, by Dallas
How Departed: Waived, 1974

ABA (1 Year)	GP	MIN	FGM-FGA	PCT	3-POINT FGM-FGA	PCT	FTM-FTA	PCT	REBS	AVG	AST	PF-DQ	STL	TO	BLK	PTS	AVG
73-74	76	1440	194-352	.551	0-0	.000	60-87	.690	387	5.1	83	240-0	59	79	15	448	5.9
ABA PLAYOFFS (1 Year)																	
1974	6	71	12-27	.444	0-1	.000	3-4	.750	18	3.0	3	17-0	0	3	1	27	4.5

KENON, LARRY #35

6-9 F Memphis State '73

12/13/52

How Obtained: From New York Nets for Nater, 6/3/75
How Departed: Signed as free agent with Chicago, 9/12/80 (received two '81 second round picks and cash as compensation)

ABA (1 Year)	GP	MIN	FGM-FGA	PCT	3-POINT FGM-FGA	PCT	FTM-FTA	PCT	REBS	AVG	AST	PF-DQ	STL	TO	BLK	PTS	AVG
75-76	81	2920	647-1344	.481	0-1	.000	221-283	.781	897	11.1	151	165-0	91	243	43	1515	18.7
NBA (4 Years)																	
76-77	78	2936	706-1435	.492	—	—	293-356	.823	879	11.3	229	190-0	167	—	60	1705	21.9
77-78	81	2869	698-1426	.489	—	—	276-323	.854	773	9.5	268	209-2	115	279	24	1672	20.6
78-79	81	2947	748-1484	.504	—	—	295-349	.845	790	9.8	335	192-1	154	300	19	1791	22.1
79-80	88	2798	647-1333	.485	1-9	.111	270-345	.783	775	9.9	231	192-0	111	232	18	1565	20.1
TOT	318	11550	2799-5678	.493	1-9	.111	1134-1373	.826	3217	10.1	1063	783-3	547	811	121	6733	21.2
ABA PLAYOFFS (1 Year)																	
1976	7	277	61-131	.466	1-3	.333	27-30	.900	80	11.4	16	16-0	10	33	4	150	21.4
NBA PLAYOFFS (4 Years)																	
1977	2	79	16-33	.485	—	—	2-2	1.000	15	7.5	6	9-0	4	—	1	34	17.0
1978	6	200	46-103	.447	—	—	14-19	.737	55	9.2	22	23-0	5	19	2	106	17.7
1979	14	557	128-292	.438	—	—	39-53	.736	160	11.4	42	42-0	20	33	1	295	21.1
1980	3	81	10-34	.294	0-0	.000	6-11	.545	13	4.3	4	6-0	5	0	0	26	8.7
TOT	25	917	200-462	.433	0-0	.000	61-85	.718	243	9.7	74	80-0	29	52	4	461	18.4
ABA ALL-STAR GAMES (1 Year)																	
1976	1	20	5-7	.714	0-0	.000	0-0	.000	6	6.0	2	5	0	2	0	10	10.0
NBA ALL-STAR GAMES (2 Years)																	
1978	1	20	8-15	.530	—	—	0-0	.000	4	4.0	0	0-0	0	2	0	16	16.0
1979	1	7	1-3	.333	—	—	1-2	.500	2	2.0	1	0-0	0	0	0	3	3.0
TOT	2	27	9-18	.500	—	—	1-2	.500	6	3.0	1	0-0	0	2	0	19	9.5

KERR, STEVE #4, #25

6-3 G Arizona '88

9/27/65

How Obtained: (1) From Chicago for Person and a first round pick, 1/21/99. (2) From Portland, along with Barkley and a second round pick, for Daniels, McCaskill and Smith, 8/5/02

How Departed: (1) Traded to Portland, with D. Anderson, for S. Smith, 7/25/01 (2) Retired, 8/7/03

NBA (4 Years)	GP	MIN	FGM-FGA	PCT	3-POINT FGM-FGA	PCT	FTM-FTA	PCT	REBS	AVG	AST	PF-DQ	STL	TO	BLK	PTS	AVG
98-99	44	734	68-174	.391	25-80	.313	31-35	.886	44	1.0	49	28-0	23	22	3	192	4.4
99-00	32	268	32-74	.432	16-31	.516	9-11	.818	19	0.6	12	14-0	4	7	0	89	2.8
00-01	55	650	67-159	.421	33-77	.429	14-15	.933	35	0.6	57	30-0	16	21	1	181	3.3
02-03	75	952	110-256	.430	49-124	.395	30-34	.882	60	0.8	70	49-0	27	35	3	299	4.0
TOT	206	2604	277-663	.418	123-312	.394	84-95	.884	158	0.8	188	121-0	70	85	7	761	3.7
NBA PLAYOFFS (3 Years)																	
1999	11	97	8-30	.267	3-13	.231	5-6	.833	9	0.8	8	5-0	2	4	0	24	2.2
2001	9	101	12-25	.480	5-15	.333	1-2	.500	9	1.0	6	8-0	4	2	1	30	3.3
2003	10	46	7-11	.636	5-6	.833	3-4	.750	3	0.3	6	6-0	1	1	0	22	2.2
TOT	30	244	27-66	.409	13-34	.382	9-12	.750	21	0.7	20	19-0	7	7	1	76	2.5

KERSEY, JEROME #25

6-7 F Longwood '84

6/26/62

How Obtained: Signed as free agent, 1/21/99

How Departed: Unsigned free agent, 8/1/00

NBA (2 Years)	GP	MIN	FGM-FGA	PCT	3-POINT FGM-FGA	PCT	FTM-FTA	PCT	REBS	AVG	AST	PF-DQ	STL	TO	BLK	PTS	AVG
98-99	45	699	68-200	.340	3-14	.214	6-14	.429	130	2.9	41	92-1	37	30	14	145	3.2
99-00	72	1310	146-354	.412	0-9	.000	29-41	.707	225	3.1	69	161-0	67	51	47	321	4.5
TOT	117	2009	214-554	.386	3-23	.130	35-55	.636	355	3.0	110	253-1	104	81	61	466	4.0
NBA PLAYOFFS (1 Year)																	
1999	14	152	15-43	.349	1-4	.250	5-7	.714	30	2.1	4	19-0	6	6	1	36	2.6

KIFFIN, IRV #21

6-8 F Oklahoma Baptist '75

8/8/51

How Obtained: From L.A. Lakers for a second round pick in '80, 10/5/79

How Departed: Waived, 12/19/79

NBA (1 Year)	GP	MIN	FGM-FGA	PCT	3-POINT FGM-FGA	PCT	FTM-FTA	PCT	REBS	AVG	AST	PF-DQ	STL	TO	BLK	PTS	AVG
79-80	26	212	32-96	.333	0-0	.000	18-25	.720	40	1.5	19	43-0	10	30	2	82	3.2

KING, ALBERT #55

6-6 F Maryland '81

12/17/59

How Obtained: From Philadelphia for Myers, 8/24/88

How Departed: Waived, 3/4/89

NBA (1 Year)	GP	MIN	FGM-FGA	PCT	3-POINT FGM-FGA	PCT	FTM-FTA	PCT	REBS	AVG	AST	PF-DQ	STL	TO	BLK	PTS	AVG
88-89	46	791	141-327	.431	8-32	.250	37-48	.771	140	3.0	79	97-2	27	74	7	327	7.1

KING, GERARD #54

6-9 F Nicholls State '95

11/25/72

How Obtained: Signed as free agent, 1/21/99

How Departed: Unsigned free agent, 8/1/99

NBA (1 Year)	GP	MIN	FGM-FGA	PCT	3-POINT FGM-FGA	PCT	FTM-FTA	PCT	REBS	AVG	AST	PF-DQ	STL	TO	BLK	PTS	AVG
98-99	19	63	6-14	.429	0-0	.000	11-18	.611	14	0.7	4	12-0	2	4	1	23	1.2
NBA PLAYOFFS (1 Year)																	
1999	8	14	2-4	.500	0-0	.000	0-0	.000	4	0.5	1	2-0	0	1	1	4	0.5

242 [BACK TO TABLE OF CONTENTS](#)

FORMER SPURS STATISTICS

LOHAUS, BRAD #54

6-11 F

Iowa '87

9/29/64

How Obtained: (1) Signed as free agent, 9/29/95 (2) Signed as free agent, 4/1/98

How Departed: (1) Traded to New York, with Reid and a first round pick, for C. Smith and M. Williams, 2/8/96 (2) Unsigned free agent, 7/1/98

NBA (2 Years)

YEAR	GP	MIN	FGM-FGA	PCT	3-POINT FGM-FGA	PCT	FTM-FTA	PCT	REBS	AVG	AST	PF-DQ	STL	TO	BLK	PTS	AVG
95-96	32	273	39-96	.406	27-65	.415	2-3	.667	33	1.0	17	34-0	2	9	7	107	3.3
97-98	9	102	7-21	.333	4-14	.286	1-3	.333	12	1.3	5	10-0	1	3	2	19	2.1
TOT	41	375	46-117	.393	31-79	.392	3-6	.500	45	1.1	22	44-0	3	12	9	126	3.1

NBA PLAYOFFS (1 Year)

1998	4	10	0-1	.000	0-0	.000	0-0	.000	2	0.5	1	0-0	1	0	0	0	0.0
------	---	----	-----	------	-----	------	-----	------	---	-----	---	-----	---	---	---	---	-----

LOVE, STAN #34

6-9 F

Oregon '71

4/9/49

How Obtained: Signed as free agent, 2/16/75

How Departed: Unsigned free agent, 7/1/75

ABA (1 Year)

YEAR	GP	MIN	FGM-FGA	PCT	3-POINT FGM-FGA	PCT	FTM-FTA	PCT	REBS	AVG	AST	PF-DQ	STL	TO	BLK	PTS	AVG
74-75	12	64	13-30	.433	0-0	.000	3-4	.750	24	2.0	9	16-0	0	6	4	29	2.4

LUCAS, JOHN #15

6-3 G

Maryland '76

10/31/53

How Obtained: Signed as free agent, 12/4/83

How Departed: Traded to Houston, with an '85 third round pick, for J. Bailey, an '85 second round pick and cash, 10/4/84

NBA (1 Year)

YEAR	GP	MIN	FGM-FGA	PCT	3-POINT FGM-FGA	PCT	FTM-FTA	PCT	REBS	AVG	AST	PF-DQ	STL	TO	BLK	PTS	AVG
83-84	63	1807	275-595	.462	19-69	.275	120-157	.764	180	2.9	673	123-1	92	147	5	689	10.9

MACK, SAM #5

6-7 F

Houston '92

5/26/70

How Obtained: Signed as free agent, 9/25/92

How Departed: Waived, 10/21/93

NBA (1 Year)

YEAR	GP	MIN	FGM-FGA	PCT	3-POINT FGM-FGA	PCT	FTM-FTA	PCT	REBS	AVG	AST	PF-DQ	STL	TO	BLK	PTS	AVG
92-93	40	267	47-118	.398	3-22	.136	45-58	.776	48	1.2	15	44-0	14	22	5	142	3.6

MAHINMI, IAN #28

6-11 C

France

11/5/80

How Obtained: First round pick, 2005 Draft, 28th overall

How Departed: Unsigned free agent, 7/10

NBA (2 Years)

YEAR	GP	MIN	FGM-FGA	PCT	3-POINT FGM-FGA	PCT	FTM-FTA	PCT	REBS	AVG	AST	PF-DQ	STL	TO	BLK	PTS	AVG
07-08	6	22	6-12	.500	0-0	.000	9-9	1.000	5	0.8	1	4-0	0	2	4	21	3.5
09-10	26	165	35-55	.636	0-0	.000	31-47	.660	52	2.0	2	32-1	3	15	8	101	3.9
TOT	32	187	41-67	.612	0-0	.000	40-56	.714	57	1.8	3	36-1	3	17	12	122	3.8

MALONE, MOSES #2

6-10 C

Petersburg H.S. (V.A.)

5/23/55

How Obtained: Signed as free agent, 8/25/94

How Departed: Unsigned free agent, 7/1/95

NBA (1 Year)

YEAR	GP	MIN	FGM-FGA	PCT	3-POINT FGM-FGA	PCT	FTM-FTA	PCT	REBS	AVG	AST	PF-DQ	STL	TO	BLK	PTS	AVG
94-95	17	149	13-35	.371	1-2	.500	22-32	.688	46	2.7	6	15-0	2	11	3	49	2.9

MARKS, SEAN #40

7-0 C

California '98

8/23/75

How Obtained: Signed as free agent, 9/29/03

How Departed: Unsigned free agent, 7/06

NBA (3 Years)

YEAR	GP	MIN	FGM-FGA	PCT	3-POINT FGM-FGA	PCT	FTM-FTA	PCT	REBS	AVG	AST	PF-DQ	STL	TO	BLK	PTS	AVG
03-04	Did Not Appear In Any Games																
04-05	23	244	27-80	.338	0-3	.000	22-28	.786	56	2.4	8	29-0	3	14	11	76	3.3
05-06	25	181	37-71	.521	0-3	.000	7-12	.583	43	1.7	7	21-1	5	7	7	81	3.2
TOT	48	425	64-151	.424	0-6	.000	29-40	.725	99	2.1	15	50-1	8	21	18	157	3.3

MASON JR., ROGER #8

6-5 G

Virginia '02

9/10/80

How Obtained: Signed as free agent, 7/11/08

How Departed: Unsigned free agent, 8/10

NBA (2 Years)

YEAR	GP	MIN	FGM-FGA	PCT	3-POINT FGM-FGA	PCT	FTM-FTA	PCT	REBS	AVG	AST	PF-DQ	STL	TO	BLK	PTS	AVG
08-09	82	2496	349-822	.425	166-394	.421	105-118	.890	251	3.1	173	160-0	40	100	12	969	11.8
09-10	79	1515	193-496	.389	88-264	.333	27-34	.794	162	2.1	137	99-0	30	59	14	501	6.3
TOT	161	4011	542-1318	.411	254-658	.386	132-152	.868	413	2.6	310	259-0	70	159	26	1470	9.1

NBA PLAYOFFS (2 Years)

08-09	5	108	12-32	.375	7-19	.368	2-3	.667	8	1.6	9	10-0	1	4	0	33	6.6
09-10	6	60	1-12	.083	1-7	.143	0-0	.000	4	0.7	2	12-0	1	2	0	3	0.5
TOT	11	168	13-44	.295	8-26	.308	2-3	.667	12	1.1	11	22-0	2	6	0	36	3.3

MASSENBURG, TONY #34

6-9 F

Maryland '90

7/31/67

How Obtained: (1) Second round pick, 1990 Draft, 43rd overall. (2) Signed as free agent, 8/4/04

How Departed: (1) Waived, 12/2/91. (2) Unsigned free agent, 8/05

NBA (3 Years)

YEAR	GP	MIN	FGM-FGA	PCT	3-POINT FGM-FGA	PCT	FTM-FTA	PCT	REBS	AVG	AST	PF-DQ	STL	TO	BLK	PTS	AVG
90-91	35	161	27-60	.450	0-0	.000	28-45	.622	58	1.7	4	26-0	4	13	9	82	2.3
91-92	1	9	1-5	.200	0-0	.000	0-0	.000	0	0.0	0	2-0	0	0	0	2	2.0
04-05	61	699	74-182	.407	0-0	.000	48-63	.762	163	2.7	14	122-1	18	40	20	196	3.2
TOT	97	869	102-247	.413	0-0	.000	76-108	.704	221	2.3	18	150-1	22	53	29	280	2.9

NBA PLAYOFFS (2 Years)

1991	1	1	0-0	.000	0-0	.000	0-0	.000	0	0.0	0	0-0	0	0	0	0	0.0
2005	9	28	1-6	.167	0-0	.000	1-2	.500	11	1.2	0	2-0	0	0	0	3	0.3
TOT	10	29	1-6	.167	0-0	.000	1-2	.500	11	1.1	0	2-0	0	0	0	3	0.3

FORMER SPURS STATISTICS

MATTHEWS, WES #1					6-1		G	Wisconsin '80					8/24/59						
How Obtained: Signed as free agent, 10/15/85																			
How Departed: Waived, 10/8/86																			
NBA (1 Year)					3-POINT														
YEAR	GP	MIN	FGM-FGA	PCT	FGM-FGA	PCT	FTM-FTA	PCT	REBS	AVG	AST	PF-DQ	STL	TO	BLK	PTS	AVG		
85-86	75	1853	320-603	.531	4-25	.160	173-211	.820	131	1.7	476	168-1	87	232	32	817	10.9		
NBA PLAYOFFS (1 Year)																			
1986	3	116	35-54	.648	0-1	.000	6-8	.750	7	2.3	24	7-0	6	11	0	76	25.3		

MAXWELL, VERNON #11					6-4		G		Florida '88					9/12/65			
How Obtained: (1) From Denver for a second round pick in '89, 6/28/88 (2) Signed as free agent, 8/29/96																	
How Departed: (1) Traded to Houston for cash, 2/21/90 (2) Unsigned free agent, 7/1/97																	
NBA (3 Years)					3-POINT												
YEAR	GP	MIN	FGM-FGA	PCT	FGM-FGA	PCT	FTM-FTA	PCT	REBS	AVG	AST	PF-DQ	STL	TO	BLK	PTS	AVG
88-89	79	2065	357-827	.432	32-129	.248	181-243	.745	202	2.6	301	136-0	86	178	8	927	11.7
89-90	49	1118	133-306	.435	15-52	.288	59-95	.621	141	2.9	146	79-0	42	71	5	340	6.9
96-97	72	2068	340-906	.375	115-372	.309	134-180	.744	159	2.2	153	168-1	87	121	19	929	12.9
TOT	200	5251	830-2039	.407	162-553	.293	374-518	.722	502	2.5	600	383-1	215	370	32	2196	11.0

McCASKILL, AMAL #15					6-11	C	Marquette '96					10/28/71					
How Obtained: Signed as free agent, 8/4/01																	
How Departed: Traded to Portland, with Daniels and C. Smith, for Kerr, Barkley and a second round pick in '03, 8/5/02																	
NBA (1 Year)					3-POINT												
YEAR	GP	MIN	FGM-FGA	PCT	FGM-FGA	PCT	FTM-FTA	PCT	REBS	AVG	AST	PF-DQ	STL	TO	BLK	PTS	AVG
01-02	27	153	20-49	.408	0-0	.000	12-26	.462	36	1.3	4	23-0	6	14	10	52	1.9

McDYESS, ANTONIO #34					6-9		F/C		Alabama '95					9/7/1974				
NBA (2 Years)					3-POINT													
YEAR	GP	MIN	FGM-FGA	PCT	FGM-FGA	PCT	FTM-FTA	PCT	REBS	AVG	AST	PF-DQ	STL	TO	BLK	PTS	AVG	
09-10	77	1617	205-428	.479	0-2	0.000	36-57	.632	455	5.9	83	147-0	43	79	32	446	5.8	
10-11	73	1386	169-344	.491	0-1	0.000	52-77	.675	396	5.4	84	163-1	36	73	39	390	5.3	
TOT	150	3003	374-772	.484	0-3	0.000	88-134	.657	851	5.7	167	310-1	79	152	71	836	5.6	
NBA PLAYOFFS (2 Years)					3-POINT													
YEAR	GP	MIN	FGM-FGA	PCT	FGM-FGA	PCT	FTM-FTA	PCT	REBS	AVG	AST	PF-DQ	STL	TO	BLK	PTS	AVG	
09-10	10	247	33-62	.532	0-0	0.000	2-2	1.000	68	6.8	12	27-0	2	9	7	68	6.8	
10-11	6	145	15-36	.417	0-0	0.000	4-7	.571	30	5.0	8	21-0	2	7	5	34	5.7	
TOT	16	392	48-98	.490	0-0	0.000	6-9	.667	98	6.1	20	48-0	4	16	12	102	6.4	

McKENZIE, FORREST #7					6-7		F	Loyola Marymount '86					2/16/63				
How Obtained: (1) Third round pick, 1986 Draft, 48th overall; (2) Signed as free agent, 11/22/86																	
How Departed: (1) Waived, 10/8/86; (2) Waived, 12/15/86																	
NBA (1 Year)					3-POINT												
YEAR	GP	MIN	FGM-FGA	PCT	FGM-FGA	PCT	FTM-FTA	PCT	REBS	AVG	AST	PF-DQ	STL	TO	BLK	PTS	AVG
86-87	6	42	7-28	.250	1-2	.500	2-2	1.000	7	1.2	1	9-0	1	3	0	17	2.8

McNAMARA, MARK #3					6-1	C	California '82					6/8/59					
How Obtained: (1) From Philadelphia for a second round pick in '86, 11/4/83 (2) From the L.A. Lakers for exchange of second round picks in either '91, '92, '93 or '94, 9/25/90																	
How Departed: (1) Traded to Kansas City for Knight, 12/11/84 (2) Traded to Orlando for Green and a first round pick in '91, 10/30/90																	
NBA (2 Years)					3-POINT												
YEAR	GP	MIN	FGM-FGA	PCT	FGM-FGA	PCT	FTM-FTA	PCT	REBS	AVG	AST	PF-DQ	STL	TO	BLK	PTS	AVG
83-84	70	1037	157-253	.621	0-0	.000	74-157	.471	317	4.5	31	138-2	14	89	12	388	5.5
84-85	12	63	12-18	.667	0-0	.000	9-18	.500	17	1.4	0	5-0	2	6	1	33	2.8
TOT	82	1100	169-271	.624	0-0	.000	83-175	.474	334	4.1	31	143-2	16	95	13	421	5.1

MENSAH-BONSU, POPS #54					6-10		F	George Washington '06					9/7/83				
How Obtained: Signed 10-day contract, 2/25/09																	
NBA (1 Year)					3-POINT												
YEAR	GP	MIN	FGM-FGA	PCT	FGM-FGA	PCT	FTM-FTA	PCT	REBS	AVG	AST	PF-DQ	STL	TO	BLK	PTS	AVG
08-09	3	20	5-7	.714	0-0	.000	5-7	.714	10	3.3	0	6-0	1	2	1	15	5.0

MERCER, RON #33					6-7		G	Kentucky '99					5/18/76				
How Obtained: From Indiana as part of a three-team deal (Spurs, Pacers and Kings), 7/24/03																	
How Departed: Waived, 2/27/04																	
NBA (1 Year)					3-POINT												
YEAR	GP	MIN	FGM-FGA	PCT	FGM-FGA	PCT	FTM-FTA	PCT	REBS	AVG	AST	PF-DQ	STL	TO	BLK	PTS	AVG
03-04	39	516	90-211	.427	2-7	.286	13-17	.765	49	1.3	22	37-0	14	26	5	195	5.0

MILLER, ROBERT #41					6-10	C	Cincinnati '78					7/9/56					
How Obtained: Signed 10-day contract, 1/2/84																	
How Departed: Waived, 1/11/84																	
NBA (1 Year)					3-POINT												
YEAR	GP	MIN	FGM-FGA	PCT	FGM-FGA	PCT	FTM-FTA	PCT	REBS	AVG	AST	PF-DQ	STL	TO	BLK	PTS	AVG
83-84	2	8	2-3	.667	0-0	.000	0-0	.000	5	2.5	1	5-0	0	0	1	4	2.0

FORMER SPURS STATISTICS

MITCHELL, MIKE #34

6-7 F Auburn '78

1/1/56

How Obtained: (1) From Cleveland, with Phegley, for R. Johnson, Brewer and cash, 12/24/81; (2) Signed as free agent, 4/23/90

How Departed: (1) Unsigned free agent, 7/88; (2) Waived, 11/1/90

NBA (7 Years)

YEAR	GP	MIN	FGM-FGA	PCT	3-POINT FGM-FGA	PCT	FTM-FTA	PCT	REBS	AVG	AST	PF-DQ	STL	TO	BLK	PTS	AVG
81-82	57	2090	524-973	.539	0-7	.000	148-202	.733	449	7.9	43	200-4	33	98	28	1196	21.0
82-83	80	2803	686-1342	.511	0-3	.000	219-289	.758	537	6.7	98	248-6	57	126	52	1591	19.9
83-84	79	2853	779-1597	.488	6-14	.429	275-353	.779	570	7.2	93	251-6	62	141	73	1839	23.3
84-85	82	2853	775-1558	.497	5-23	.217	269-346	.777	417	6.1	151	219-1	61	144	27	1824	22.2
85-86	82	2970	802-1697	.473	0-12	.000	317-392	.809	409	5.0	188	175-0	56	184	25	1921	23.4
86-87	40	922	208-478	.435	1-2	.500	92-112	.821	103	2.6	38	68-0	19	51	9	509	12.7
87-88	68	1501	378-784	.482	3-12	.250	160-194	.825	198	2.9	68	101-0	31	52	13	919	13.5
TOT	488	15992	4152-8429	.493	15-73	.205	1480-1888	.784	2683	5.5	679	1262-17	319	796	227	9799	20.1

NBA PLAYOFFS (6 Years)

1982	9	365	90-169	.533	0-0	.000	43-57	.754	73	8.1	7	22-0	5	24	1	223	24.8
1983	11	422	102-200	.501	1-2	.500	25-33	.758	105	9.5	12	34-0	7	25	19	230	20.9
1985	5	180	44-78	.564	0-1	.000	21-24	.875	19	3.8	12	19-1	3	9	4	109	21.8
1986	3	107	21-52	.404	0-0	.000	5-10	.500	9	3.0	10	8-1	3	10	3	47	15.7
1988	3	74	13-37	.351	0-0	.000	5-6	.833	15	5.0	4	5-0	1	5	1	31	10.3
1990	4	15	3-8	.375	0-0	.000	0-0	.000	3	0.8	2	2-0	0	2	0	6	1.5
TOT	35	1163	273-544	.502	1-3	.333	99-130	.762	224	6.4	47	90-2	19	75	28	646	18.5

MITCHELL, TODD #32

6-7 F Purdue '88

7/26/66

How Obtained: Signed 10-day contract, 2/28/89

How Departed: Waived, 3/7/89

NBA (1 Year)

YEAR	GP	MIN	FGM-FGA	PCT	3-POINT FGM-FGA	PCT	FTM-FTA	PCT	REBS	AVG	AST	PF-DQ	STL	TO	BLK	PTS	AVG
88-89	2	33	2-9	.222	0-0	.000	1-4	.250	3	1.5	1	2-0	1	4	0	5	2.5

MOHAMMED, NAZR #2

6-10 C Kentucky '98

9/5/77

How Obtained: From New York, along with Brewer, for Rose and two first round picks, 2/24/05

How Departed: Unsigned free agent, 7/06

NBA (2 Years)

YEAR	GP	MIN	FGM-FGA	PCT	3-POINT FGM-FGA	PCT	FTM-FTA	PCT	REBS	AVG	AST	PF-DQ	STL	TO	BLK	PTS	AVG
04-05	23	414	55-142	.387	0-0	.000	32-56	.571	147	6.4	8	64-1	5	27	33	142	6.2
05-06	80	1389	190-377	.504	0-0	.000	113-144	.785	418	5.2	40	220-2	21	91	49	493	6.2
TOT	103	1803	245-519	.472	0-0	.000	145-200	.725	565	5.5	48	284-3	26	118	82	635	6.2

NBA PLAYOFFS (2 Years)

2005	23	528	66-125	.528	1-1	.100	30-47	.638	154	6.7	8	65-0	14	24	23	163	7.1
2006	8	94	11-15	.733	1-1	.100	13-18	.722	31	3.9	1	17-0	3	8	6	36	4.5
TOT	31	622	77-140	.550	2-2	.100	43-65	.662	185	6.0	9	82-0	17	32	29	199	6.4

MOORE, JOHNNY #00

6-3 G Texas '79

3/31/58

How Obtained: (1) From Seattle for cash, 6/26/79; (2) Signed as free agent, 6/18/80; (3) Signed as free agent, 11/22/89

How Departed: (1) Waived, 10/12/79; (2) Waived, 11/19/87; (3) Waived, 8/23/90

NBA (9 Years)

YEAR	GP	MIN	FGM-FGA	PCT	3-POINT FGM-FGA	PCT	FTM-FTA	PCT	REBS	AVG	AST	PF-DQ	STL	TO	BLK	PTS	AVG
80-81	82	1578	249-520	.479	1-19	.053	105-172	.610	196	2.4	373	178-0	120	154	22	604	7.4
81-82	79	2294	309-667	.463	1-21	.048	122-182	.670	275	3.5	762	254-6	163	175	12	741	9.4
82-83	77	2552	394-841	.468	5-22	.227	148-199	.744	277	3.6	753	247-2	194	226	32	941	12.2
83-84	59	1650	231-518	.446	28-87	.322	105-139	.755	178	3.0	566	168-2	123	143	20	595	10.1
84-85	82	2689	416-910	.457	25-89	.281	189-248	.762	378	4.6	816	247-3	229	236	18	1046	12.8
85-86	28	856	150-303	.495	4-22	.182	59-86	.686	86	3.1	252	78-0	70	81	6	363	13.0
86-87	55	1234	198-448	.442	22-79	.278	56-70	.800	100	1.8	250	97-0	83	102	3	474	8.6
87-88	4	51	4-9	.444	0-1	.000	0-0	.000	4	1.0	11	1-0	3	4	0	8	2.0
89-90	53	516	47-126	.373	8-34	.235	16-27	.593	52	1.0	82	55-0	32	39	3	118	2.2
TOT	519	13420	1998-4342	.460	94-374	.251	800-1123	.712	1546	3.0	3865	1325-13	1017	1160	116	4890	9.4

NBA PLAYOFFS (5 Years)

1981	7	124	18-37	.486	0-3	.000	6-8	.750	13	1.9	22	14-0	10	8	1	42	6.0
1982	9	292	39-82	.476	0-3	.000	16-27	.593	31	3.4	93	38-0	15	15	6	94	10.4
1983	11	414	105-197	.533	9-17	.529	28-35	.800	47	4.3	161	41-0	28	38	3	247	22.5
1985	5	168	25-54	.463	1-3	.333	15-23	.652	30	6.0	42	17-0	10	16	2	66	13.2
1990	9	86	6-24	.250	0-6	.000	4-8	.500	11	1.3	21	11-0	7	7	1	16	11.8
TOT	41	1084	193-394	.490	10-32	.313	69-101	.683	132	3.2	339	121-0	70	84	13	465	11.3

MOSLEY, GLENN #34

6-8 F Seton Hall '77

12/26/55

How Obtained: Signed as free agent, 12/78

How Departed: Waived, 10/79

NBA (1 Year)

YEAR	GP	MIN	FGM-FGA	PCT	3-POINT FGM-FGA	PCT	FTM-FTA	PCT	REBS	AVG	AST	PF-DQ	STL	TO	BLK	PTS	AVG
78-79	26	221	31-75	.413	—	—	23-38	.605	64	2.5	19	35-0	8	20	10	85	3.3

NBA PLAYOFFS (1 Year)

1979	3	6	2-3	.667	—	—	1-3	.333	1	0.3	1	0-0	0	0	1	5	1.7
------	---	---	-----	------	---	---	-----	------	---	-----	---	-----	---	---	---	---	-----

MYERS, PETE #9, #7

6-7 G

Arkansas-Little Rock '86

9/15/63

How Obtained: (1) Signed as free agent, 1/29/88; (2) Signed as free agent, 12/10/90

How Departed: (1) Traded to Philadelphia for A. King, 8/24/88; (2) Waived, 12/24/90

NBA (2 Years)

YEAR	GP	MIN	FGM-FGA	PCT	3-POINT FGM-FGA	PCT	FTM-FTA	PCT	REBS	AVG	AST	PF-DQ	STL	TO	BLK	PTS	AVG
87-88	22	328	43-95	.453	0-4	.000	26-39	.667	37	1.7	48	30-0	17	33	6	112	5.1
90-91	8	103	10-23	.435	0-1	.000	9-11	.818	18	2.3	14	14-0	3	14	3	29	3.6
TOT	30	431	53-118	.450	0-5	.000	35-50	.700	55	1.8	62	44-0	20	47	9	141	4.7

FORMER SPURS STATISTICS

NIMPHIUS, KURT #40

6-10 C Arizona State '80

3/13/58

How Obtained: Signed as veteran free agent (Detroit received a second round pick in '88), 10/27/87

How Departed: Unsigned free agent, 6/88

NBA (1 Year)

YEAR	GP	MIN	FGM-FGA	PCT	3-POINT FGM-FGA	PCT	FTM-FTA	PCT	REBS	AVG	AST	PF-DQ	STL	TO	BLK	PTS	AVG
87-88	72	919	128-257	.498	0-1	.000	60-83	.723	153	2.1	53	141-2	22	49	56	316	4.4
NBA PLAYOFFS (1 Year)																	
1988	3	30	5-10	.500	0-0	.000	2-2	1.000	8	2.7	2	7-0	0	0	1	12	4.0

NORRIS, SYLVESTER #40

6-11 C Jackson State '79

2/18/57

How Obtained: Third round pick, 1979 Draft, 63rd overall

How Departed: Waived, 10/4/80

NBA (1 Year)

YEAR	GP	MIN	FGM-FGA	PCT	3-POINT FGM-FGA	PCT	FTM-FTA	PCT	REBS	AVG	AST	PF-DQ	STL	TO	BLK	PTS	AVG
79-80	17	189	18-43	.419	0-0	.000	4-6	.667	43	2.5	6	41-1	3	19	12	40	2.4

NOVAK, STEVE #23

6-5 G Virginia '02

9/10/80

How Obtained: Signed 10-day contract, 2/8/11; Signed 10-day contract, 2/22/11; Singed for season, 3/4/11

How Departed: Unsigned free agent, 8/10

NBA (1 Year)

YEAR	GP	MIN	FGM-FGA	PCT	3-POINT FGM-FGA	PCT	FTM-FTA	PCT	REBS	AVG	AST	PF-DQ	STL	TO	BLK	PTS	AVG
10-11	23	197	31-59	.525	23-42	.548	8-8	1.000	19	0.8	3	11-0	1	4	5	93	4.0
NBA PLAYOFFS (1 Year)																	
10-11	1	6	0-0	0.000	0-0	0.000	0-0	0.000	1	1.0	0	0-0	0	0	0	0	0.0

NWOSU, JULIUS #00

6-10 F Liberty '93

5/1/71

How Obtained: Signed as free agent, 10/6/94

How Departed: Unsigned free agent, 7/1/95

NBA (1 Year)

YEAR	GP	MIN	FGM-FGA	PCT	3-POINT FGM-FGA	PCT	FTM-FTA	PCT	REBS	AVG	AST	PF-DQ	STL	TO	BLK	PTS	AVG
94-95	23	84	9-28	.321	0-0	.000	13-17	.765	24	1.0	3	20-0	0	9	3	31	1.3
NBA PLAYOFFS (1 Year)																	
1995	2	7	0-2	.000	0-0	.000	0-0	.000	2	1.0	0	1-0	0	1	0	0	0.0

OBERTO, FABRICIO #7

6-10 F/C Argentina

3/21/75

How Obtained: Signed as free agent, 8/2/05

How Departed: Traded to Detroit as part of the Jefferson trade, 6/23/09

NBA (4 Years)

YEAR	GP	MIN	FGM-FGA	PCT	3-POINT FGM-FGA	PCT	FTM-FTA	PCT	REBS	AVG	AST	PF-DQ	STL	TO	BLK	PTS	AVG
05-06	59	490	44-93	.473	0-2	.000	15-27	.556	123	2.1	27	91-0	9	28	11	103	1.7
06-07	79	1365	158-281	.562	0-0	.000	33-51	.647	368	4.7	68	213-2	25	69	24	349	4.4
07-08	82	1651	180-296	.608	0-1	.000	37-61	.607	430	5.2	95	203-3	37	51	20	397	4.8
08-09	54	677	61-104	.587	0-1	.000	20-35	.571	142	2.6	59	95-1	7	38	11	142	2.6
TOT	274	4183	443-774	.572	0-4	.000	105-174	.603	1063	3.9	249	602-6	78	186	66	991	3.6
NBA PLAYOFFS (4 Years)																	
05-06	7	34	3-9	.333	0-0	.000	1-4	.250	6	0.9	1	7-0	1	2	3	7	1.0
06-07	20	415	50-80	.625	0-1	.000	12-21	.571	98	4.9	14	54-0	6	10	4	112	5.6
07-08	17	331	28-46	.609	0-0	.000	7-10	.700	71	4.2	20	48-0	6	14	5	63	3.7
08-09	2	22	4-6	.667	0-0	.000	4-4	1.000	4	2.0	0	2-0	2	2	0	12	6.0
TOT	46	802	85-141	.603	0-1	.000	24-39	.615	179	3.9	35	111-0	15	28	12	194	4.2

OLBERDING, MARK #53

6-9 F Minnesota '75

4/21/56

How Obtained: ABA Dispersal Draft from San Diego, 1975

How Departed: Traded to Chicago, with Corzine, for Gilmore, 7/22/82

ABA (1 Year)

YEAR	GP	MIN	FGM-FGA	PCT	3-POINT FGM-FGA	PCT	FTM-FTA	PCT	REBS	AVG	AST	PF-DQ	STL	TO	BLK	PTS	AVG
75-76	70	1601	233-462	.504	0-0	.000	161-204	.789	425	6.1	124	197-0	40	114	30	627	9.0

NBA (6 Years)

76-77	82	1949	301-598	.503	—	—	251-316	.794	449	5.5	119	277-6	59	—	29	853	10.4
77-78	79	1773	231-480	.481	—	—	184-227	.811	373	4.7	131	235-1	45	118	26	646	8.2
78-79	80	1885	261-551	.474	—	—	233-290	.803	429	5.4	211	282-2	53	163	18	755	9.4
79-80	75	2111	291-609	.478	0-3	.000	210-264	.795	418	5.6	327	274-7	67	180	22	792	10.6
80-81	82	2408	348-685	.508	1-7	.143	315-380	.829	471	5.7	277	307-6	75	202	31	1012	12.3
81-82	86	2098	333-705	.472	2-12	.167	273-338	.808	439	6.5	202	253-5	57	139	29	941	13.8
TOT	466	12224	1765-3628	.486	3-21	.143	1466-1815	.808	2579	5.5	1267	1628-27	357	802	155	4999	10.7

ABA PLAYOFFS (1 Year)

1976	7	73	5-15	.333	0-0	.000	3-6	.500	22	3.1	1	15-0	4	4	2	13	1.9
------	---	----	------	------	-----	------	-----	------	----	-----	---	------	---	---	---	----	-----

NBA PLAYOFFS (6 Years)

1977	2	42	5-9	.556	—	—	3-6	.500	7	3.4	2	8-0	0	8	1	13	6.5
1978	6	152	25-51	.490	—	—	13-15	.867	30	5.0	14	23-0	6	8	6	63	10.5
1979	14	626	76-178	.424	—	—	46-64	.719	128	9.1	50	99-0	22	41	14	119	6.9
1980	3	97	13-23	.565	0-0	.000	3-4	.750	22	7.3	11	14-1	2	3	2	29	9.7
1981	7	254	58-105	.552	1-3	.333	21-25	.840	41	5.9	30	31-1	4	17	0	138	19.7
1982	9	328	53-120	.442	0-1	.000	26-31	.839	58	6.4	32	39-1	9	27	6	132	14.7
TOT	41	1499	230-486	.473	1-4	.250	112-145	.772	286	7.0	139	214-3	43	104	29	494	12.0

OTHICK, MATT #12

6-2 G Arizona '92

3/16/69

How Obtained: Signed as free agent, 8/19/92

How Departed: Waived, 11/19/92

NBA (1 Year)

YEAR	GP	MIN	FGM-FGA	PCT	3-POINT FGM-FGA	PCT	FTM-FTA	PCT	REBS	AVG	AST	PF-DQ	STL	TO	BLK	PTS	AVG
92-93	4	39	3-5	.600	2-4	.500	0-2	.000	2	0.5	7	7-0	1	4	0	8	2.0

FORMER SPURS STATISTICS

OWENS, LARRY #33															6-7		F	Oral Roberts '06					1/8/83		
How Obtained: Signed 10-day contract, 1/16/11; Signed 10-day contract, 1/26/11																									
NBA (1 Year)		3-POINT																							
YEAR	GP	MIN	FGM-FGA	PCT	FGM-FGA	PCT	FTM-FTA	PCT	REBS	AVG	AST	PF-DQ	STL	TO	BLK	PTS	AVG								
10-11	7	31	3-6	.500	1-3	.333	2-4	.500	4	0.6	1	4-0	2	0	0	9	1.3								
OWENS, TOM #42															6-10		C/F	South Carolina '72					6/28/49		
How Obtained: Contract purchased from Indiana, 1/15/76																									
How Departed: Waived, 1976																									
ABA (1 Year)		3-POINT																							
YEAR	GP	MIN	FGM-FGA	PCT	FGM-FGA	PCT	FTM-FTA	PCT	REBS	AVG	AST	PF-DQ	STL	TO	BLK	PTS	AVG								
75-76	39	538	90-182	.495	0-0	.000	46-60	.767	155	4.0	41	97-0	3	29	13	226	5.8								
ABA PLAYOFFS (1 Year)																									
1976	7	89	8-23	.348	0-1	.000	7-14	.500	24	3.4	2	15	3	2	2	23	3.3								
PARKS, CHEROKEE #18															6-11		C	Duke '95					10/11/72		
How Obtained: Signed as free agent, 8/3/01																									
How Departed: Unsigned free agent, 7/02																									
NBA (1 Year)		3-POINT																							
YEAR	GP	MIN	FGM-FGA	PCT	FGM-FGA	PCT	FTM-FTA	PCT	REBS	AVG	AST	PF-DQ	STL	TO	BLK	PTS	AVG								
01-02	42	234	30-83	.361	0-0	.000	3-8	.375	58	1.4	10	34-0	7	14	8	63	1.5								
PASPALJ, ZARKO #14															6-9		F	Serbia					3/27/66		
How Obtained: Signed as free agent, 7/28/89																									
How Departed: Waived, 4/23/90																									
NBA (1 Year)		3-POINT																							
YEAR	GP	MIN	FGM-FGA	PCT	FGM-FGA	PCT	FTM-FTA	PCT	REBS	AVG	AST	PF-DQ	STL	TO	BLK	PTS	AVG								
89-90	28	181	27-79	.342	0-1	.000	18-22	.818	30	1.1	10	37-0	3	21	7	72	2.6								
PAULTZ, BILLY #5															6-11		C	St. John's '70					7/30/48		
How Obtained: (1) From New York Nets for B. Warren, R. Jones, C. Terry and K. Hughes, 9/8/75; (2) Signed as free agent, 4/6/83																									
How Departed: (1) Traded to Houston for Shumate, a third round pick in '80 and cash, 1/18/80; (2) Waived, 1983																									
ABA (1 Year)		3-POINT																							
YEAR	GP	MIN	FGM-FGA	PCT	FGM-FGA	PCT	FTM-FTA	PCT	REBS	AVG	AST	PF-DQ	STL	TO	BLK	PTS	AVG								
75-76	83	2958	566-1124	.504	0-2	.000	238-324	.735	862	10.4	340	232-0	61	231	253	1370	16.5								
NBA (5 Years)																									
76-77	82	2694	521-1102	.473	—	—	238-320	.744	687	8.4	223	262-5	55	—	173	1280	15.6								
77-78	80	2479	518-979	.529	—	—	230-306	.752	675	8.4	213	222-3	42	167	194	1266	15.8								
78-79	79	2122	399-758	.526	—	—	114-194	.588	625	7.9	178	204-4	35	157	125	912	11.5								
79-80	47	1213	189-381	.496	0-1	.000	66-100	.660	321	6.8	118	127-3	47	58	45	444	9.4								
82-83	7	125	12-27	.444	0-0	.000	1-2	.500	33	5.5	4	14-0	5	6	6	25	3.6								
TOT	295	8633	1639-3239	.506	0-1	.000	649-922	.704	2341	7.9	736	829-15	184	388	543	3927	13.3								
ABA PLAYOFFS (1 Year)																									
1976	7	254	43-97	.443	0-0	.000	35-40	.875	71	10.1	19	29-0	2	14	16	121	17.3								
NBA PLAYOFFS (4 Years)																									
1977	2	74	12-24	.500	—	—	10-13	.769	17	8.5	5	5-0	2	—	4	34	17.0								
1978	6	191	29-63	.460	—	—	11-17	.647	41	6.8	14	10-0	5	6	5	69	11.5								
1979	13	299	30-80	.375	—	—	22-33	.667	98	7.5	30	33-0	4	14	23	82	6.3								
1983	11	133	13-32	.406	0-0	.000	4-4	1.000	32	2.9	11	18-0	4	6	2	30	2.7								
TOT	32	697	84-199	.422	0-0	.000	47-67	.701	188	5.9	60	66-0	15	26	34	215	6.7								
ABA ALL-STAR GAMES (1 Year)																									
1976	1	20	4-6	.667	0-0	.000	2-2	1.000	2	2.0	1	1-0	2	3	1	10	10.0								
PAXSON, JOHN #4															6-2		G	Notre Dame '83					9/9/60		
How Obtained: First round pick, 1983 Draft, 19th overall																									
How Departed: Unsigned free agent, 10/85																									
NBA (2 Years)		3-POINT																							
YEAR	GP	MIN	FGM-FGA	PCT	FGM-FGA	PCT	FTM-FTA	PCT	REBS	AVG	AST	PF-DQ	STL	TO	BLK	PTS	AVG								
83-84	49	458	61-137	.445	4-22	.182	16-26	.615	33	0.7	149	47-0	10	32	2	142	2.9								
84-85	78	1259	196-385	.509	10-34	.294	84-100	.840	68	0.9	215	117-0	45	81	3	486	6.2								
TOT	127	1717	257-522	.492	14-56	.250	100-126	.794	101	0.8	364	164-0	55	113	5	628	4.9								
NBA PLAYOFFS (1 Year)																									
1985	5	114	21-42	.500	2-9	.222	7-9	.778	5	1.0	21	9-0	5	0	0	51	10.2								
PECK, WILEY #54															6-7		F	Mississippi State '79					9/15/57		
How Obtained: First round pick, 1979 Draft, 19th overall																									
How Departed: Selected by Dallas in the 1980 Expansion Draft																									
NBA (1 Year)		3-POINT																							
YEAR	GP	MIN	FGM-FGA	PCT	FGM-FGA	PCT	FTM-FTA	PCT	REBS	AVG	AST	PF-DQ	STL	TO	BLK	PTS	AVG								
79-80	52	628	73-169	.432	0-2	.000	34-55	.618	183	3.5	33	100-2	17	48	23	180	3.5								
NBA PLAYOFFS (1 Year)																									
1980	2	9	0-3	.000	0-0	.000	0-0	.000	3	1.5	0	1-0	0	0	1	0									

FORMER SPURS STATISTICS

PERDUE, WILL #41

How Obtained: From Chicago for Rodman, 10/2/95

How Departed: Unsigned free agent, 8/1/99

NBA (4 Years)

YEAR	GP	MIN	FGM-FGA	PCT	3-POINT FGM-FGA	PCT	FTM-FTA	PCT	REBS	AVG	AST	PF-DQ	STL	TO	BLK	PTS	AVG
95-96	80	1396	173-331	.523	0-1	.000	67-125	.536	485	6.1	33	183-0	28	86	75	413	5.2
96-97	65	1918	233-410	.568	0-0	.000	99-171	.579	638	9.8	38	184-2	32	87	102	565	8.7
97-98	79	1491	162-295	.549	0-1	.000	70-133	.526	535	6.8	57	137-0	22	81	50	394	5.0
98-99	37	445	38-60	.633	0-0	.000	14-26	.538	138	3.7	18	63-0	9	22	10	90	2.4
TOT	261	5250	606-1096	.553	0-2	.000	250-455	.549	1796	6.9	146	567-2	91	276	237	1462	5.6
NBA PLAYOFFS (3 Years)																	
1996	10	242	29-42	.690	0-0	.000	16-20	.800	79	7.9	5	24-0	2	11	4	74	7.4
1998	9	191	9-27	.333	0-0	.000	18-21	.857	60	6.7	1	26-0	6	11	9	36	4.0
1999	12	86	6-11	.545	0-0	.000	1-2	.500	28	2.3	0	19-0	0	3	1	13	1.1
TOT	31	519	44-80	.550	0-0	.000	35-43	.814	167	5.4	6	69-0	8	25	14	123	4.0

PERSON, CHUCK #45

How Obtained: Signed as free agent, 7/21/94

How Departed: Traded to Chicago, along with a first round pick, for Kerr, 1/21/99

NBA (4 Years)

YEAR	GP	MIN	FGM-FGA	PCT	3-POINT FGM-FGA	PCT	FTM-FTA	PCT	REBS	AVG	AST	PF-DQ	STL	TO	BLK	PTS	AVG
94-95	81	2033	317-750	.423	172-445	.387	66-102	.647	258	3.2	106	198-0	45	102	12	872	10.8
95-96	80	2131	308-705	.437	190-463	.410	67-104	.644	413	5.2	100	197-2	49	91	26	873	10.9
96-97	Did not play - injured																
97-98	61	1455	143-398	.359	95-276	.344	28-37	.757	204	3.3	86	121-1	29	67	10	409	6.7
TOT	222	5619	768-1853	.414	457-1184	.386	161-243	.663	875	3.9	292	516-3	123	260	48	2154	9.7
NBA PLAYOFFS (3 Years)																	
1995	15	258	27-77	.351	13-45	.289	8-11	.727	27	1.8	8	22-0	4	6	7	75	5.0
1996	10	284	41-77	.532	25-47	.532	14-17	.824	40	4.0	16	32-0	2	11	3	121	12.1
1998	9	196	18-53	.340	14-40	.350	2-2	1.000	27	3.0	7	15-1	4	6	0	52	5.8
TOT	34	738	86-207	.415	52-132	.394	24-30	.800	94	2.8	31	69-1	10	23	10	248	7.3

PHEGLEY, ROGER #21

How Obtained: From Cleveland, with Mitchell, for R. Johnson and Brewer, 12/24/81

How Departed: Waived, 12/4/83

NBA (3 Years)

YEAR	GP	MIN	FGM-FGA	PCT	3-POINT FGM-FGA	PCT	FTM-FTA	PCT	REBS	AVG	AST	PF-DQ	STL	TO	BLK	PTS	AVG
81-82	54	617	129-293	.440	5-31	.161	49-64	.766	83	1.5	61	91-0	20	33	6	308	5.7
82-83	62	599	120-267	.449	3-14	.214	43-56	.768	84	1.4	60	92-0	30	49	8	286	4.6
83-84	3	11	2-4	.500	1-1	1.000	2-2	1.000	2	0.7	2	1-0	1	0	1	7	2.3
TOT	119	1227	251-564	.445	9-46	.196	94-122	.770	169	1.4	123	184-0	50	83	14	601	5.0
NBA PLAYOFFS (2 Years)																	
1982	5	6	0-2	.000	0-1	.000	0-0	.000	0	0.0	0	1-0	0	0	3	0	0.0
1983	8	38	9-17	.529	3-4	.750	3-4	.750	8	1.0	1	6-0	0	1	0	24	3.0
TOT	13	44	9-19	.474	3-5	.600	3-4	.750	8	0.6	1	7-0	0	1	3	24	1.8

PORTER, TERRY #30

How Obtained: Signed as free agent, 8/5/99

How Departed: Retired, 7/1/02

NBA (3 Years)

YEAR	GP	MIN	FGM-FGA	PCT	3-POINT FGM-FGA	PCT	FTM-FTA	PCT	REBS	AVG	AST	PF-DQ	STL	TO	BLK	PTS	AVG
99-00	68	1613	207-463	.447	90-207	.435	137-170	.806	191	2.8	221	79-0	50	100	9	641	9.4
00-01	80	1678	197-440	.448	87-205	.424	92-116	.793	201	2.5	251	88-1	52	104	11	573	7.2
01-02	72	1294	136-321	.424	59-142	.415	68-83	.819	164	2.3	205	89-0	45	85	16	399	5.5
TOT	220	4585	540-1224	.441	236-554	.426	297-369	.805	556	2.5	677	256-1	147	289	36	1613	7.3
NBA PLAYOFFS (3 Years)																	
2000	4	89	8-31	.258	4-14	.286	0-0	.000	1	0.3	5	4-0	6	7	0	20	5.0
2001	13	326	39-86	.453	13-39	.333	17-22	.773	24	1.8	44	15-0	11	22	0	108	8.3
2002	10	131	13-35	.371	5-17	.294	2-4	.500	9	0.9	8	10-0	4	5	0	33	3.3
TOT	27	546	60-152	.395	22-70	.314	19-26	.731	34	1.3	57	29-0	21	34	0	161	6.0

PRESSEY, PAUL #8

How Obtained: From Milwaukee for Brickowski, 8/1/90

How Departed: Retired, 5/5/92

NBA (2 Years)

YEAR	GP	MIN	FGM-FGA	PCT	3-POINT FGM-FGA	PCT	FTM-FTA	PCT	REBS	AVG	AST	PF-DQ	STL	TO	BLK	PTS	AVG
90-91	70	1683	201-426	.472	16-57	.281	110-133	.827	176	2.5	271	174-1	63	130	32	528	7.5
91-92	56	759	60-161	.373	3-21	.143	28-41	.683	95	1.7	142	86-0	29	64	19	151	2.7
TOT	126	2442	261-587	.445	19-78	.244	138-174	.793	271	2.2	413	260-1	92	194	51	679	5.4
NBA PLAYOFFS (2 Years)																	
1991	4	124	13-32	.406	1-4	.250	6-9	.667	11	2.8	16	15-0	8	6	3	33	8.3
1992	3	46	6-18	.333	1-2	.500	1-1	1.000	3	1.0	3	9-1	3	5	1	13	4.3
TOT	7	170	19-50	.380	2-6	.333	7-10	.700	14	2.0	19	24-1	11	11	4	46	6.6

QUINN, CHRIS #11

How Obtained: Signed as free agent, 11/5/10

How Departed: Unsigned free agent, 7/10

NBA (1 Year)

YEAR	GP	MIN	FGM-FGA	PCT	3-POINT FGM-FGA	PCT	FTM-FTA	PCT	REBS	AVG	AST	PF-DQ	STL	TO	BLK	PTS	AVG
10-11	41	292	33-91	.363	11-37	.297	4-8	.500	25	0.6	42	29-0	5	12	1	81	2.0

FORMER SPURS STATISTICS

RAINS, ED #15										6-7	F	South Alabama '81				12/24/59			
How Obtained: Second round pick, 1981 Draft, 30th overall																			
How Departed: Waived, 8/3/83																			
NBA (2 Years)				3-POINT															
YEAR	GP	MIN	FGM-FGA	PCT	FGM-FGA	PCT	FTM-FTA	PCT	REBS	AVG	AST	PF-DQ	STL	TO	BLK	PTS	AVG		
81-82	49	637	77-177	.435	0-2	.000	38-64	.594	80	1.6	40	74-0	18	25	2	192	3.9		
82-83	34	292	33-83	.398	0-1	.000	29-43	.674	44	1.3	22	35-0	10	25	1	95	2.8		
TOT	83	929	110-260	.423	0-3	.000	67-107	.626	124	1.5	62	109-0	28	50	3	287	3.5		
NBA PLAYOFFS (2 Years)																			
1982	5	30	3-6	.500	0-0	.000	4-9	.444	8	1.6	1	5-0	1	1	0	10	2.0		
1983	3	11	2-5	.400	0-1	.000	0-0	.000	1	0.3	1	0-0	0	1	0	4	1.3		
TOT	8	41	5-11	.455	0-1	.000	4-9	.444	9	1.1	2	5-0	1	2	0	14	1.8		

RATLIFF, THEO #42										6-10		C	Wyoming '95		4/17/73			
How Obtained: Signed as free agent, 7/25/09																		
How Departed: Traded to Charlotte in exchange for a protected 2016 second-round pick, 2/18/10																		
NBA (1 Year)					3-POINT													
YEAR	GP	MIN	FGM-FGA	PCT	FGM-FGA	PCT	FTM-FTA	PCT	REBS	AVG	AST	PF-DQ	STL	TO	BLK	PTS	AVG	
09-10	21	183	16-36	.444	0-0	.000	2-4	.500	40	1.9	9	27-0	3	16	18	34	1.6	

REID, J.R. #7				6-9		F		North Carolina '90						3/31/68			
How Obtained: From Charlotte for S. Green, a first round pick in '93 and a second round pick in '96, 12/9/92																	
How Departed: Traded to New York, with Lohaus and a first round pick in '96, for C. Smith and M. Williams, 2/8/96																	
NBA (4 Years)				3-POINT													
YEAR	GP	MIN	FGM-FGA	PCT	FGM-FGA	PCT	FTM-FTA	PCT	REBS	AVG	AST	PF-DQ	STL	TO	BLK	PTS	AVG
92-93	66	1592	241-497	.485	0-4	.000	171-222	.770	386	5.8	56	217-2	36	101	26	653	9.9
93-94	70	1344	260-530	.491	0-3	.000	107-153	.699	220	3.1	73	165-0	43	84	25	627	9.0
94-95	81	1566	201-396	.508	1-2	.500	160-233	.687	393	4.9	55	230-2	60	113	32	563	7.0
95-96	32	643	72-164	.439	0-1	.000	64-87	.736	123	3.8	14	98-0	25	49	10	208	6.5
TOT	249	5145	774-1587	.488	1-10	.100	502-695	.722	1122	4.5	198	710-4	164	347	93	2051	8.2
NBA PLAYOFFS (3 Years)																	
1993	10	220	29-60	.483	0-2	.000	27-35	.771	50	5.0	15	31-0	8	13	8	85	8.5
1994	4	56	6-21	.286	0-0	.000	3-5	.600	12	3.0	3	10-0	1	1	2	15	3.8
1995	15	209	29-59	.492	0-0	.000	33-39	.846	42	2.8	9	36-0	7	15	4	91	6.1
TOT	29	485	64-140	.457	0-2	.000	63-79	.797	104	3.6	27	77-0	16	29	14	191	6.6

RELLFORD, RICHARD #42															6-6	G	Michigan '86				2/16/64			
How Obtained: Signed 10-day contract, 4/8/88; Signed for season, 4/18/88																								
How Departed: Unsigned free agent, 7/88																								
NBA (1 Year)																								
															3-POINT									
YEAR	GP	MIN	FGM-FGA	PCT	FGM-FGA	PCT	FTM-FTA	PCT	REBS	AVG	AST	PF-DQ	STL	TO	BLK	PTS	AVG							
87-88	4	42	5-8	.625	0-0	.000	6-8	.750	7	1.8	1	3-0	0	4	3	16	4.0							

RESTANI, KEVIN #31										6-10		F	San Francisco '74				12/13/51			
How Obtained: From Milwaukee for cash, 8/31/79																				
How Departed: Waived, 12/21/81																				
NBA (3 Years)																				
YEAR	GP	MIN	FGM-FGA	PCT	3-POINT FGM-FGA	PCT	FTM-FTA	PCT	REBS	AVG	AST	PF-DQ	STL	TO	BLK	PTS	AVG			
79-80	82	1966	369-727	.508	5-29	.172	131-161	.814	386	4.7	189	186-0	54	129	12	874	10.7			
80-81	64	999	192-369	.520	3-8	.375	62-88	.705	174	2.7	81	103-0	16	68	14	449	7.0			
81-82	13	145	9-28	.321	0-1	.000	3-4	.750	35	2.7	7	16-0	1	6	4	21	1.6			
TOT	159	3110	570-1124	.507	8-38	.211	196-253	.775	595	3.7	277	305-0	71	203	30	1344	8.5			
NBA PLAYOFFS (2 Years)																				
1980	3	74	17-28	.607	0-1	.000	4-9	.444	16	5.3	3	8-0	0	2	1	38	12.7			
1981	3	11	1-3	.333	0-0	.000	0-0	.000	2	0.7	0	2-0	0	1	0	2	0.7			
TOT	6	85	18-31	.581	0-1	.000	4-9	.444	18	3.0	3	10-0	0	3	1	40	6.7			

RICHARDSON, JEREMY #23										6-7	F	Delta State '06				2/11/83			
How Obtained: (1) Signed 10-day contract, 1/10/08. (2) Signed second 10-day contract, 1/20/08																			
How Departed: Unsigned free agent, 1/30/08																			
NBA (1 Year)																			
						3-POINT													
YEAR	GP	MIN	FGM-FGA	PCT	FGM-FGA	PCT	FTM-FTA	PCT	REBS	AVG	AST	PF-DQ	STL	TO	BLK	PTS	AVG		
07-08	5	29	3-7	.429	2-5	.400	2-2	1.000	1	0.2	1	5-0	1	0	0	10	2.0		

RIVERS, DOC #25										6-3	G	Marquette '84				10/13/61			
How Obtained: Signed as free agent, 12/26/94																			
How Departed: Retired, 7/1/96																			
NBA (2 Years)																			
YEAR	GP	MIN	FGM-FGA	PCT	3-POINT FGM-FGA	PCT	FTM-FTA	PCT	REBS	AVG	AST	PF-DQ	STL	TO	BLK	PTS	AVG		
94-95	60	942	104-289	.360	42-122	.344	52-71	.732	100	1.7	154	142-1	61	56	21	302	5.0		
95-96	78	1235	108-290	.372	47-137	.343	48-64	.750	138	1.8	123	175-0	73	57	21	311	4.0		
TOT	138	2177	212-579	.366	89-259	.344	100-135	.741	238	1.7	277	317-1	134	113	42	613	4.4		
NBA PLAYOFFS (2 Years)																			
1995	15	318	37-95	.389	17-46	.370	26-31	.839	29	1.9	24	40-0	14	18	9	117	7.8		
1996	2	20	1-3	.333	1-2	.500	5-7	.714	1	0.5	0	3-0	0	1	0	3	1.5		
TOT	17	338	38-98	.388	18-48	.375	31-38	.816	30	1.8	24	43-0	14	19	9	120	7.1		

ROBERTS, FRED #11															6-10		F	Brigham Young '82				8/14/60	
How Obtained: From New Jersey (compensation, with cash and draft picks, for Stan Albeck), 6/15/83																							
How Departed: Traded to Utah for second round picks in '86 and '88, 12/18/84																							
NBA (2 Years)					3-POINT																		
YEAR	GP	MIN	FGM-FGA	PCT	FGM-FGA	PCT	FTM-FTA	PCT	REBS	AVG	AST	PF-DQ	STL	TO	BLK	PTS	AVG						
83-84	79	1531	214-399	.536	1-4	.250	144-172	.837	304	3.8	98	219-4	52	100	38	573	7.3						
84-85	22	305	44-98	.449	0-0	.000	29-38	.763	35	1.6	22	45-0	10	21	12	117	5.3						
TOT	101	1836	258-497	.519	1-4	.250	173-210	.824	339	3.4	120	264-4	62	121	50	690	6.8						

FORMER SPURS STATISTICS

ROBERTSON, ALVIN #21

6-4 G

Arkansas '84

7/22/62

How Obtained: First round pick, 1984 Draft, 7th overall

How Departed: Traded to Milwaukee, with G. Anderson, for Cummings, 5/28/89

NBA (5 Years)

YEAR	GP	MIN	FGM-FGA	PCT	3-POINT FGM-FGA	PCT	FTM-FTA	PCT	REBS	AVG	AST	PF-DQ	STL	TO	BLK	PTS	AVG
84-85	79	1685	299-600	.498	4-11	.364	124-169	.734	265	3.4	275	217-1	127	167	24	726	9.2
85-86	82	2878	562-1093	.514	8-29	.276	260-327	.795	516	6.3	448	296-4	301	256	40	1392	17.0
86-87	81	2697	589-1264	.466	13-48	.271	244-324	.753	424	5.2	421	264-2	260	243	35	1435	17.7
87-88	82	2978	655-1408	.465	27-95	.284	273-365	.748	498	6.1	557	300-4	243	251	69	1610	19.6
88-89	65	2287	465-962	.483	9-45	.200	183-253	.723	384	5.9	393	259-6	197	231	36	1122	17.3
TOT	389	12525	2570-5327	.482	61-228	.268	1084-1438	.754	2087	5.4	2094	1366-17	1128	1148	204	6285	16.2

NBA PLAYOFFS (2 Years)

1986	3	98	8-29	.276	0-0	.000	11-13	.846	14	4.7	19	10-0	7	5	1	27	9.0
1988	3	119	30-53	.566	3-7	.429	7-9	.788	14	4.7	28	15-1	12	9	1	70	23.3
TOT	6	217	38-82	.463	3-7	.429	18-22	.818	28	4.7	47	25-1	19	14	2	97	16.2

NBA ALL-STAR GAMES (3 Years)

1986	1	20	2-6	.333	0-0	.000	0-0	.000	9	9.0	5	1-0	0	4	0	4	4.0
1987	1	16	2-5	.400	0-0	.000	2-2	1.000	2	2.0	1	1-0	0	1	0	6	6.0
1988	1	12	1-3	.333	0-0	.000	0-0	.000	0	0.0	1	1-0	2	2	0	2	2.0
TOT	3	48	5-14	.357	0-0	.000	2-2	1.000	11	3.7	7	3-0	2	7	0	12	4.0

ROBINSON, DAVID #50

7-0 C

Navy '87

8/6/65

How Obtained: First round pick, 1987 Draft, first overall

How Departed: Retired, 7/1/03

NBA (14 Years)

YEAR	GP	MIN	FGM-FGA	PCT	3-POINT FGM-FGA	PCT	FTM-FTA	PCT	REBS	AVG	AST	PF-DQ	STL	TO	BLK	PTS	AVG
89-90	82	3002	690-1300	.531	0-2	.000	613-837	.732	983	12.0	164	259-3	138	257	319	1993	24.3
90-91	82	3095	754-1366	.552	1-7	.143	592-777	.762	1063	13.0	208	264-5	127	270	320	2101	25.6
91-92	86	2564	592-1074	.551	1-8	.125	393-561	.701	829	12.2	181	219-2	158	182	305	1578	23.2
92-93	82	3211	676-1348	.501	3-17	.176	561-766	.732	956	11.7	301	239-5	127	241	264	1916	23.4
93-94	80	3241	840-1658	.507	10-29	.345	693-925	.749	855	10.7	381	228-3	139	253	265	2383	29.8
94-95	81	3074	788-1487	.530	6-20	.300	656-847	.774	877	10.8	236	230-2	134	233	262	2238	27.6
95-96	82	3019	711-1378	.516	3-9	.333	626-823	.761	1000	12.2	247	262-1	111	190	271	2051	25.0
96-97	6	147	36-72	.500	0-0	.000	34-52	.654	51	8.5	8	9-0	6	8	6	106	17.7
97-98	73	2457	544-1065	.511	1-4	.250	485-660	.735	775	10.6	199	204-2	64	202	192	1574	21.6
98-99	49	1554	268-527	.509	0-1	.000	239-363	.658	492	10.0	103	143-0	69	108	119	775	15.8
99-00	80	2557	528-1031	.512	0-2	.000	371-511	.726	770	9.6	142	247-1	97	164	183	1427	17.8
00-01	80	2371	400-823	.486	0-1	.000	351-470	.747	691	8.6	116	212-1	80	122	197	1151	14.4
01-02	78	2303	341-672	.507	0-0	.000	269-395	.681	647	8.3	94	193-3	86	104	140	951	12.2
02-03	64	1676	197-420	.469	0-0	.000	152-214	.710	508	7.9	61	126-1	52	83	111	546	8.5
TOT	987	34271	7365-14221	.518	25-100	.250	6035-8201	.736	10497	10.6	2441	2835-29	1388	2417	2954	20790	21.1

NBA PLAYOFFS (12 Years)

1990	10	375	89-167	.533	0-0	.000	65-96	.677	120	12.0	23	35-1	11	24	40	243	24.3
1991	4	166	35-51	.686	0-1	.000	33-38	.868	54	13.5	8	Nov-00	6	15	15	103	25.8
1993	10	421	79-170	.465	0-1	.000	73-110	.664	126	12.6	40	39-0	10	25	36	231	23.1
1994	4	146	30-73	.411	0-1	.000	20-27	.741	40	10.0	14	14-0	3	9	10	80	20.0
1995	15	623	129-289	.446	1-5	.200	121-149	.812	182	12.1	47	63-1	22	56	39	380	25.3
1996	10	353	83-161	.516	0-0	.000	70-105	.667	101	10.1	24	38-2	15	24	25	236	23.6
1998	9	353	57-134	.425	0-0	.000	61-96	.635	127	14.1	23	28-1	11	25	30	175	19.4
1999	17	600	87-180	.483	0-0	.000	91-126	.722	168	9.9	43	61-1	28	40	40	265	15.6
2000	4	155	31-83	.373	0-1	.000	32-42	.762	55	13.8	10	15-0	7	8	12	94	23.5
2001	13	409	75-159	.472	0-1	.000	66-95	.695	153	11.8	22	42-0	17	28	31	216	16.6
2002	4	81	9-19	.474	0-0	.000	0-4	.000	23	5.8	5	14-0	3	2	3	18	4.5
2003	23	539	64-118	.542	0-0	.000	52-78	.667	152	6.6	21	63-3	18	24	31	180	7.8
TOT	123	4221	768-1604	.479	1-10	.100	684-966	.708	1301	10.6	280	423-9	151	280	312	2221	18.1

NBA ALL-STAR GAMES (10 Years)

1990	1	25	7-12	.583	0-0	.000	1-2	.500	10	10.0	1	1-0	2	1	1	15	15.0
1991	1	18	6-13	.462	0-0	.000	4-5	.800	6	6.0	0	5-0	2	2	3	16	16.0
1992	1	18	7-9	.778	0-0	.000	5-8	.625	5	5.0	2	3-0	3	0	1	19	19.0
1993	1	26	7-10	.700	0-0	.000	7-12	.583	10	10.0	1	4-0	0	1	1	21	21.0
1994	1	21	6-13	.462	0-0	.000	7-10	.700	5	5.0	0	2-0	0	1	2	19	19.0
1995	1	14	3-5	.600	0-0	.000	4-6	.667	3	3.0	2	2-0	2	1	1	10	10.0
1996	1	23	8-13	.615	0-0	.000	2-2	1.000	11	11.0	2	4-0	2	1	2	18	18.0
1998	1	22	3-4	.750	0-0	.000	9-10	.900	6	6.0	0	1-0	2	2	2	15	15.0
2000	1	7	0-1	.000	0-0	.000	0-0	.000	2	2.0	0	1-0	0	1	0	0	0.0
2001	1	10	3-5	.600	0-0	.000	2-4	.500	4	4.0	0	3-0	0	1	0	8	8.0
TOT	10	184	50-85	.588	0-0	.000	41-59	.695	62	6.2	8	26-0	13	11	13	141	14.1

ROBINSON, GLENN #3

6-7 F

Purdue '94

1/10/73

How Obtained: Signed as free agent, 4/4/05

How Departed: Unsigned free agent, 8/05

NBA (1 Year)

YEAR	GP	MIN	FGM-FGA	PCT	3-POINT FGM-FGA	PCT	FTM-FTA	PCT	REBS	AVG	AST	PF-DQ	STL	TO	BLK	PTS	AVG
------	----	-----	---------	-----	-----------------	-----	---------	-----	------	-----	-----	-------	-----	----	-----	-----	-----

04-05	9	157	34-77	.442	2-6	.333	20-23	.870	24	2.7	8	19-0	4	7	3	90	10.0
-------	---	-----	-------	------	-----	------	-------	------	----	-----	---	------	---	---	---	----	------

NBA PLAYOFFS (1 Year)

2005	13	113	16-45	.356	3-10	.300	15-17	.882	21	1.6	1	20-0	3	6	7	50	3.8
------	----	-----	-------	------	------	------	-------	------	----	-----	---	------	---	---	---	----	-----

ROBINSON, OLIVER #1

6-4 G

Ala-Birmingham '86

3/13/60

How Obtained: Second round pick, 1982 Draft, 24th overall

How Departed: Waived, 10/18/83

NBA (1 Year)

YEAR	GP	MIN	FGM-FGA	PCT	3-POINT FGM-FGA	PCT	FTM-FTA	PCT	REBS	AVG	AST	PF-DQ	STL	TO	BLK	PTS	AVG
82-83	35	147	35-97	.361	1-11	.091	30-45	.667	17	0.5	21	18-0	4	13	2	101	2.9

FORMER SPURS STATISTICS

ROBISCH, DAVE #25										6-10		C	Kansas '71					12/22/49				
How Obtained: Signed 10-day contract, 1/12/84																						
How Departed: Waived, 1/22/84																						
NBA (1 Year)																						
3-POINT																						
YEAR	GP	MIN	FGM-FGA	PCT	FGM-FGA	PCT	FTM-FTA	PCT	REBS	AVG	AST	PF-DQ	STL	TO	BLK	PTS	AVG					
83-84	4	37	4-8	.500	0-0	.000	0-0	.000	8	2.0	1	8-1	0	1	0	8	2.0					

RODMAN, DENNIS #10										6-8		F	SE Oklahoma State '86										6/3/63	
How Obtained: From Detroit, with I. Morris and future considerations, for S. Elliott and D. Wood, 10/1/93																								
How Departed: Traded to Chicago for Perdue and other considerations, 10/2/95																								
NBA (2 Years)					3-POINT																			
YEAR	GP	MIN	FGM-FGA	PCT	FGM-FGA	PCT	FTM-FTA	PCT	REBS	AVG	AST	PF-DQ	STL	TO	BLK	PTS	AVG							
93-94	79	2989	156-292	.534	5-24	.208	53-102	.520	1367	17.3	184	229-0	52	138	32	370	4.7							
94-95	49	1568	137-240	.571	0-2	.000	75-111	.676	823	16.8	97	159-1	31	98	23	349	7.1							
TOT	128	4557	293-532	.551	5-26	.192	128-213	.601	2190	17.1	281	388-1	83	236	55	719	5.6							
NBA PLAYOFFS (2 Years)																								
1994	3	114	12-24	.500	0-5	.000	1-6	.167	48	16.0	2	14-0	6	6	4	25	8.3							
1995	14	459	52-96	.542	0-5	.000	20-35	.571	207	14.8	18	51-1	12	25	0	124	8.9							
TOT	17	573	64-120	.533	0-10	.000	21-41	.512	255	15.0	20	65-1	18	31	4	149	8.8							

ROSE, MALIK #31										6-7		F	Drexel '96				11/23/74			
How Obtained: Signed as free agent, 9/29/97																				
How Departed: Traded to New York, along with two first round picks, for Mohammed and Brewer, 2/24/05																				
NBA (8 Years)										3-POINT										
YEAR	GP	MIN	FGM-FGA	PCT	3-POINT FGM-FGA	PCT	FTM-FTA	PCT	REBS	AVG	AST	PF-DQ	STL	TO	BLK	PTS	AVG			
97-98	53	429	59-136	.434	1-3	.333	39-61	.639	90	1.7	19	79-1	21	44	7	158	3.0			
98-99	47	608	93-201	.463	0-1	.000	98-146	.671	182	3.9	29	120-0	40	56	22	284	6.0			
99-00	74	1341	176-385	.457	1-3	.333	143-198	.722	335	4.5	47	232-2	35	99	52	496	6.7			
00-01	57	1219	160-368	.435	3-17	.176	114-160	.713	308	5.4	48	148-1	59	74	40	437	7.7			
01-02	82	1725	293-633	.463	1-12	.083	185-257	.720	492	6.0	61	208-2	70	140	42	772	9.4			
02-03	79	1933	289-630	.459	2-5	.400	242-306	.791	506	6.4	124	206-2	57	170	40	822	10.4			
03-04	67	1256	173-404	.428	0-3	.000	183-225	.813	320	4.8	69	164-1	36	112	24	529	7.9			
04-05	50	862	124-267	.464	0-4	.000	69-99	.697	227	4.5	41	124-1	31	56	9	317	6.3			
TOT	509	9373	1367-3024	.452	8-48	.167	1073-1452	.739	2460	4.8	438	1281-10	349	751	236	3815	7.5			
NBA PLAYOFFS (7 Years)																				
1998	5	18	4-6	.667	0-0	.000	2-4	.500	7	1.4	1	2-0	1	4	0	10	2.0			
1999	17	194	14-38	.368	0-0	.000	18-26	.692	39	2.3	3	5-0	7	10	4	46	2.7			
2000	4	83	8-18	.444	0-0	.000	5-9	.556	19	4.8	1	12-0	2	7	3	21	5.3			
2001	13	215	23-55	.418	1-3	.333	17-20	.850	49	3.8	4	38-0	3	10	1	64	4.9			
2002	10	292	46-96	.479	0-1	.000	37-50	.740	79	7.9	14	31-10	10	12	5	129	12.9			
2003	24	560	75-179	.419	0-3	.000	72-94	.766	138	5.8	24	72-0	16	43	11	222	9.3			
2004	7	58	4-16	.250	0-2	.000	2-4	.500	17	2.4	6	6-0	4	8	2	10	1.4			
TOT	80	1420	174-408	.426	1-9	.111	153-207	.739	348	4.4	53	213-0	43	94	26	502	6.3			

ROTH, SCOTT #3										6-8		F	Wisconsin '85										6/3/63	
How Obtained: Signed 10-day contract, 1/4/89; Signed for season, 1/13/89																								
How Departed: Selected by Minnesota in the 1989 Expansion Draft, 6/15/89																								
NBA (1 Year)																								
YEAR		GP	MIN	FGM-FGA	PCT	3-POINT		FGM-FGA	PCT	FTM-FTA	PCT	REBS	AVG	AST	PF-DQ	STL	TO	BLK	PTS	AVG				
88-89		47	464	52-143	.364	2-10		.200	52-76	.684	56	1.2	48	55-0	19	33	4	158	3.4					

ROYAL, DONALD #5										6-8		F	Notre Dame '87										5/2/66	
How Obtained: Signed as free agent, 12/3/91																								
How Departed: Waived, 6/25/92																								
NBA (1 Year)																								
YEAR	GP	MIN	FGM-FGA	PCT	3-POINT FGM-FGA	PCT	FTM-FTA	PCT	REBS	AVG	AST	PF-DQ	STL	TO	BLK	PTS	AVG							
91-92	60	718	80-178	.449	0-0	.000	92-133	.692	124	2.1	354	73-0	25	39	7	252	4.2							
NBA PLAYOFFS (1 Year)																								
1992	3	57	5-9	.556	0-0	.000	5-9	.556	12	4.0	0	7-0	2	6	2	15	5.0							

FORMER SPURS STATISTICS

SASSER, JASON #35

6-7 F

Texas Tech '96

1/3/74

How Obtained: Signed 10-day contract, 1/6/97; Signed 10-day contract, 1/17/97

NBA (1 Year)

YEAR	GP	MIN	FGM-FGA	PCT	3-POINT FGM-FGA	PCT	FTM-FTA	PCT	REBS	AVG	AST	PF-DQ	STL	TO	BLK	PTS	AVG
96-97	6	62	8-19	.421	1-2	.500	0-0	.000	7	1.2	1	11-0	2	2	0	17	2.8

SCALES, ALEX #25

6-2 G

Oregon '00

7/3/78

How Obtained: Signed as free agent, 11/17/05

How Departed: Waived, 11/29/05

NBA (1 Year)

YEAR	GP	MIN	FGM-FGA	PCT	3-POINT FGM-FGA	PCT	FTM-FTA	PCT	REBS	AVG	AST	PF-DQ	STL	TO	BLK	PTS	AVG
05-06	1	1	0-0	.000	0-0	.000	0-0	.000	0	0.0	0	0-0	0	0	0	0	0.0

SCHINTZIUS, DWAYNE #24

7-2 C

Florida '90

10/24/68

How Obtained: First round pick, 1990 Draft, 24th overall

How Departed: Traded to Sacramento, with a second round pick in '94, for Carr, 9/23/91

NBA (1 Year)

YEAR	GP	MIN	FGM-FGA	PCT	3-POINT FGM-FGA	PCT	FTM-FTA	PCT	REBS	AVG	AST	PF-DQ	STL	TO	BLK	PTS	AVG
90-91	42	398	68-155	.439	0-2	.000	22-40	.550	121	2.9	17	64-0	2	34	29	158	3.8

SCOTT, SHAWNELLE #36

6-11 C

St. John's '94

6/16/72

How Obtained: Signed as free agent, 8/11/00

How Departed: Unsigned free agent, 7/18/01

NBA (1 Year)

YEAR	GP	MIN	FGM-FGA	PCT	3-POINT FGM-FGA	PCT	FTM-FTA	PCT	REBS	AVG	AST	PF-DQ	STL	TO	BLK	PTS	AVG
00-01	27	144	17-41	.415	0-0	.000	9-22	.409	50	1.9	4	23-0	5	11	6	43	1.6

NBA PLAYOFFS (1 Year)

YEAR	GP	MIN	FGM-FGA	PCT	3-POINT FGM-FGA	PCT	FTM-FTA	PCT	REBS	AVG	AST	PF-DQ	STL	TO	BLK	PTS	AVG
2001	7	13	1-4	.250	0-2	.000	1-1	1.000	2	0.3	0	2-0	0	3	0	3	0.4

SHUMATE, JOHN #34

6-9 C/F

Notre Dame '74

4/6/52

How Obtained: From Houston with cash for Paultz, 1/18/79

How Departed: Traded to Seattle but returned (failed physical), Waived, 11/24/80

NBA (1 Year)

YEAR	GP	MIN	FGM-FGA	PCT	3-POINT FGM-FGA	PCT	FTM-FTA	PCT	REBS	AVG	AST	PF-DQ	STL	TO	BLK	PTS	AVG
79-80	27	777	138-263	.525	0-1	.000	115-147	.782	214	7.9	52	71-1	23	50	31	391	14.5

NBA PLAYOFFS (1 Year)

YEAR	GP	MIN	FGM-FGA	PCT	3-POINT FGM-FGA	PCT	FTM-FTA	PCT	REBS	AVG	AST	PF-DQ	STL	TO	BLK	PTS	AVG
1980	3	78	9-20	.450	0-0	.000	3-3	1.000	13	4.3	5	9-0	4	5	4	21	7.0

SILAS, JAMES #13

6-3 G

S.F. Austin '72

2/11/49

How Obtained: Signed as free agent with Dallas, 1972

How Departed: Traded to Cleveland, with Yonakor, for cash and a second round pick in '82, 6/16/81

ABA (3 Years)

YEAR	GP	MIN	FGM-FGA	PCT	3-POINT FGM-FGA	PCT	FTM-FTA	PCT	REBS	AVG	AST	PF-DQ	STL	TO	BLK	PTS	AVG
73-74	84	3096	486-1017	.478	0-1	.000	349-420	.831	343	4.1	319	256-0	90	220	8	1321	15.7
74-75	82	3105	578-1136	.509	0-2	.000	430-486	.885	310	3.8	398	232-0	111	230	17	1586	19.3
75-76	84	3112	718-1384	.519	0-2	.000	564-647	.872	335	4.0	452	263-0	155	254	24	2000	23.8
TOT	250	9313	1782-3537	.504	0-5	.000	1343-1553	.865	988	4.0	1169	751-0	356	704	49	4907	19.6

NBA (5 Years)

YEAR	GP	MIN	FGM-FGA	PCT	3-POINT FGM-FGA	PCT	FTM-FTA	PCT	REBS	AVG	AST	PF-DQ	STL	TO	BLK	PTS	AVG
76-77	22	356	61-142	.430	—	—	87-107	.813	32	1.5	50	36-0	13	—	3	209	9.5
77-78	37	311	43-97	.443	—	—	60-73	.822	23	0.6	38	29-0	11	30	1	146	3.9
78-79	79	2171	466-922	.505	—	—	334-402	.831	183	2.3	273	215-1	76	199	20	1266	16.0
79-80	77	2293	513-999	.514	0-4	.000	339-382	.887	167	2.2	347	206-2	61	192	14	1365	17.7
80-81	75	2055	476-997	.477	0-2	.000	374-440	.850	231	3.1	285	129-0	51	159	12	1326	17.7
TOT	290	7186	1559-3157	.495	0-6	.000	1194-1404	.850	636	2.2	993	615-3	212	580	50	4312	14.9

ABA PLAYOFFS (3 Years)

YEAR	GP	MIN	FGM-FGA	PCT	3-POINT FGM-FGA	PCT	FTM-FTA	PCT	REBS	AVG	AST	PF-DQ	STL	TO	BLK	PTS	AVG
1974	7	294	49-104	.471	0-1	.000	26-38	.684	38	5.4	32	15-0	14	21	1	132	18.9
1975	6	271	41-87	.471	0-0	.000	31-40	.775	18	3.0	60	27-0	9	16	1	113	18.8
1976	1	26	3-10	.300	0-0	.000	4-4	1.000	4	4.0	0	3-0	1	2	0	10	10.0
TOT	14	591	93-201	.463	0-1	.000	61-82	.744	60	4.3	92	45-0	24	39	2	255	18.2

NBA PLAYOFFS (4 Years)

YEAR	GP	MIN	FGM-FGA	PCT	3-POINT FGM-FGA	PCT	FTM-FTA	PCT	REBS	AVG	AST	PF-DQ	STL	TO	BLK	PTS	AVG
1978	3	19	3-10	.300	—	—	1-2	.500	0	0.0	1	1-0	1	1	0	7	2.3
1979	14	475	102-215	.474	—	—	63-80	.788	42	3.0	66	39-0	21	36	1	267	19.1
1980	3	90	16-36	.444	0-0	.000	11-11	1.000	7	2.3	9	8-0	6	5	1	43	14.3
1981	7	161	27-69	.391	0-0	.000	26-32	.813	15	2.1	19	9-0	4	18	0	80	11.4
TOT	27	745	148-330	.448	0-0	.000	101-125	.808	64	2.4	95	57-0	32	60	2	397	14.7

ABA ALL-STAR GAMES (2 Years)

YEAR	GP	MIN	FGM-FGA	PCT	3-POINT FGM-FGA	PCT	FTM-FTA	PCT	REBS	AVG	AST	PF-DQ	STL	TO	BLK	PTS	AVG
1975	1	23	5-7	.714	0-0	.000	11-11	1.000	3	3.0	5	3-0	2	2	0	21	21.0
1976	1	23	6-10	.600	0-0	.000	8-8	1.000	0	0.0	5	6-0	1	3	0	20	20.0
TOT	2	46	11-17	.647	0-0	.000	19-19	1.000	3	1.5	10	9-0	3	5	0	41	20.5

SIMS, SCOTT #20

6-1 G

Missouri '77

4/18/55

How Obtained: Fifth round pick, 1977 Draft

How Departed: Waived, 11/28/77

NBA (1 Year)

YEAR	GP	MIN	FGM-FGA	PCT	3-POINT FGM-FGA	PCT	FTM-FTA	PCT	REBS	AVG	AST	PF-DQ	STL	TO	BLK	PTS	AVG
77-78	12	95	10-26	.385	—	—	10-15	.667	13	1.1	20	16-0	3	19	0	30	2.5

SIMMONS, BOBBY #1

6-6 F

DePaul '01

6/2/80

How Obtained: Signed as free agent, 9/25/10

How Departed: Waived, 11/5/10

NBA (1 Year)

YEAR	GP	MIN	FGM-FGA	PCT	3-POINT FGM-FGA	PCT	FTM-FTA	PCT	REBS	AVG	AST	PF-DQ	STL	TO	BLK	PTS	AVG
10-11	2	16	0-3	0.000	0-3	0.000	0-0	0.000	0	0.0	2	2-0	0	0	0	0	0.0

FORMER SPURS STATISTICS

SMART, KEITH #3										6-1	G	Indiana '88				9/21/64			
How Obtained: Claimed off waivers from Golden State, 10/21/88																			
How Departed: Waived, 11/10/88																			
NBA (1 Year)																			
3-POINT																			
YEAR	GP	MIN	FGM-FGA	PCT	FGM-FGA	PCT	FTM-FTA	PCT	REBS	AVG	AST	PF-DQ	STL	TO	BLK	PTS	AVG		
88-89	2	12	0-2	.000	0-1	.000	2-2	1.000	1	0.5	2	0-0	0	2	0	2	1.0		

SMITH, CHARLES #54				6-10		F	Pittsburgh '88				7/16/65						
How Obtained: From New York, with M. Williams, for Lohaus, Reid and a first round pick in '96, 2/8/96																	
How Departed: Waived, 1/6/98																	
NBA (2 Years)				3-POINT													
YEAR	GP	MIN	FGM-FGA	PCT	FGM-FGA	PCT	FTM-FTA	PCT	REBS	AVG	AST	PF-DQ	STL	TO	BLK	PTS	AVG
95-96	32	826	130-284	.458	0-0	.000	46-60	.767	202	6.3	36	100-1	32	45	29	306	9.6
96-97	19	329	34-84	.405	0-1	.000	20-26	.769	65	3.4	14	44-0	13	22	22	88	4.6
TOT	51	1155	164-368	.446	0-1	.000	66-86	.767	267	5.2	50	144-1	45	67	51	394	7.7
NBA PLAYOFFS (1 Year)																	
1996	10	165	24-48	.500	0-0	.000	3-8	.375	37	3.7	10	28-0	7	8	10	51	5.1

SMITH, CHARLES #5										6-4	G	New Mexico '97					8/22/75			
How Obtained: Signed as free agent, 8/1/01																				
How Departed: Traded to Portland, with Daniels and McCaskill, for Kerr, Barkley and a second round pick in '03, 8/5/02																				
NBA (1 Year)										3-POINT										
YEAR	GP	MIN	FGM-FGA	PCT	FGM-FGA	PCT	FTM-FTA	PCT	REBS	AVG	AST	PF-DQ	STL	TO	BLK	PTS	AVG			
01-02	60	1141	182-428	.425	35-131	.267	42-65	.646	133	2.2	80	114-1	52	59	44	441	7.4			
NBA PLAYOFFS (1 Year)																				
2002	4	19	2-3	.667	0-0	.000	1-2	.500	3	0.8	2	5-0	2	3	1	5	1.3			

SMITH, KEN #2					6-7	F	Tulsa '75					7/12/53					
How Obtained: Fourth round pick, 1975 Draft																	
How Departed: Waived, 10/19/76																	
ABA (1 Year)					3-POINT												
YEAR	GP	MIN	FGM-FGA	PCT	FGM-FGA	PCT	FTM-FTA	PCT	REBS	AVG	AST	PF-DQ	STL	TO	BLK	PTS	AVG
75-76	19	164	34-83	.410	1-5	.200	13-16	.813	24	1.3	7	22-0	4	8	0	82	4.3

SMITH, LARRY #2										6-8	F	Alcorn State '80				1/18/58			
How Obtained: Signed as free agent, 8/10/92																			
How Departed: Retired, 5/93																			
NBA (1 Year)																			
3-POINT																			
YEAR	GP	MIN	FGM-FGA	PCT	FGM-FGA	PCT	FTM-FTA	PCT	REBS	AVG	AST	PF-DQ	STL	TO	BLK	PTS	AVG		
92-93	66	833	38-87	.437	0-0	.000	9-22	.409	268	4.1	28	133-2	23	39	16	85	1.3		
NBA PLAYOFFS (1 Year)																			
1993	6	50	2-3	.667	0-0	.000	3-4	.750	16	2.7	1	16-0	4	1	2	7	1.2		

SMITH, ROBERT #20										5-11		G	UNLV '77				3/10/55			
How Obtained: Signed as free agent, 3/23/83																				
How Departed: Waived, 10/14/83																				
NBA (1 Year)																				
3-POINT																				
YEAR	GP	MIN	FGM-FGA	PCT	FGM-FGA	PCT	FTM-FTA	PCT	REBS	AVG	AST	PF-DQ	STL	TO	BLK	PTS	AVG			
82-83	7	25	5-11	.455	0-1	.000	2-2	1.000	3	0.4	2	6-0	1	3	0	12	1.7			
NBA PLAYOFFS (1 Year)																				
1983	6	19	4-9	.444	0-1	.000	2-2	1.000	5	0.8	6	2-0	1	1	0	10	1.7			

SMITH, STEVE #8										6-8	G	Michigan St '91				3/31/69			
How Obtained: From Portland for D. Anderson and Kerr, 7/25/01																			
How Departed: Unsigned free agent, 7/16/03																			
NBA (2 Years)										3-POINT									
YEAR	GP	MIN	FGM-FGA	PCT	FGM-FGA	PCT	FTM-FTA	PCT	REBS	AVG	AST	PF-DQ	STL	TO	BLK	PTS	AVG		
01-02	77	2211	310-682	.455	116-246	.472	159-181	.878	193	2.5	151	158-0	54	108	15	895	11.6		
02-03	53	1032	113-291	.388	39-118	.331	95-114	.833	99	1.9	70	79-0	28	43	9	360	6.8		
TOT	130	3243	423-973	.435	155-364	.426	254-295	.861	292	2.2	221	294-1	82	151	24	1255	9.7		
NBA PLAYOFFS (2 Years)																			
2002	10	298	32-87	.368	10-38	.263	29-30	.967	34	3.4	17	20-0	8	7	1	103	10.3		
2003	9	66	5-24	.208	2-12	.167	4-4	1.000	7	0.8	6	3-0	1	2	0	16	1.8		
TOT	19	364	37-111	.333	12-50	.240	33-34	.971	41	2.2	23	71-0	9	9	1	119	6.3		

SMREK, MIKE #52										7-0	C	Canisius '85	8/31/62				
How Obtained: From L.A. Lakers for a second round pick in '90, 11/2/88																	
How Departed: Unsigned free agent, 7/1/89																	
NBA (1 Year)																	
3-POINT																	
YEAR	GP	MIN	FGM-FGA	PCT	FGM-FGA	PCT	FTM-FTA	PCT	REBS	AVG	AST	PF-DQ	STL	TO	BLK	PTS	AVG
88-89	43	623	72-153	.471	0-0	.000	49-76	.645	129	3.0	12	102-2	13	48	58	193	4.5

SPENCER, FELTON #16										7-0	C	Louisville '90					1/5/68		
How Obtained: Signed as free agent, 8/31/99																			
How Departed: Unsigned free agent, 8/1/00																			
NBA (1 Year)																			
										3-POINT									
YEAR	GP	MIN	FGM-FGA	PCT	FGM-FGA	PCT	FTM-FTA	PCT	REBS	AVG	AST	PF-DQ	STL	TO	BLK	PTS	AVG		
99-00	26	149	15-33	.455	0-0	.000	20-30	.667	39	1.5	3	32-0	6	9	8	50	1.9		

FORMER SPURS STATISTICS

STOUDAMIRE, DAMON #3

How Obtained: Signed as free agent, 2/3/08

How Departed: Unsigned free agent, 7/08

NBA (1 Year)

YEAR	GP	MIN	FGM-FGA	PCT	3-POINT FGM-FGA	PCT	FTM-FTA	PCT	REBS	AVG	AST	PF-DQ	STL	TO	BLK	PTS	AVG
07-08	31	413	43-143	.301	14-55	.255	6-8	.750	47	1.4	53	30-0	11	30	2	106	3.4
NBA PLAYOFFS (1 Year)																	
2008	7	35	5-15	.333	1-4	.250	2-3	.667	7	1.0	2	0-0	1	1	0	13	1.9

STRICKLAND, ROD #1

How Obtained: From New York for Cheeks, 2/21/90

How Departed: Unsigned free agent, 7/1/92

NBA (3 Years)

YEAR	GP	MIN	FGM-FGA	PCT	3-POINT FGM-FGA	PCT	FTM-FTA	PCT	REBS	AVG	AST	PF-DQ	STL	TO	BLK	PTS	AVG
89-90	31	1121	173-370	.468	2-9	.222	91-148	.615	133	4.3	249	89-3	57	85	6	439	14.2
90-91	58	2076	314-651	.482	11-33	.333	161-211	.763	219	3.8	463	125-0	117	156	11	800	13.8
91-92	57	2053	300-659	.455	5-15	.333	182-265	.687	265	4.6	491	122-0	118	160	17	787	13.8
TOT	146	5250	787-1680	.469	18-57	.316	434-624	.696	617	4.2	1203	336-3	292	401	34	2026	13.9

NBA PLAYOFFS (3 Years)

YEAR	GP	MIN	FGM-FGA	PCT	3-POINT FGM-FGA	PCT	FTM-FTA	PCT	REBS	AVG	AST	PF-DQ	STL	TO	BLK	PTS	AVG
1990	10	384	54-127	.425	0-7	.000	15-27	.556	53	5.3	112	30-2	14	34	0	123	12.3
1991	4	168	29-67	.433	0-6	.000	17-21	.810	21	5.3	35	14-0	9	13	0	75	18.8
1992	2	80	13-22	.591	0-0	.000	5-8	.625	7	3.5	19	8-0	3	6	2	31	15.5
TOT	16	632	96-216	.444	0-13	.000	37-56	.661	81	5.1	166	52-0	26	53	2	229	14.3

STROEDER, JOHN #32

How Obtained: Signed as free agent, 11/10/88

How Departed: Waived, 11/14/88

NBA (1 Year)

YEAR	GP	MIN	FGM-FGA	PCT	3-POINT FGM-FGA	PCT	FTM-FTA	PCT	REBS	AVG	AST	PF-DQ	STL	TO	BLK	PTS	AVG
88-89	1	2	0-0	.000	0-0	.000	0-0	.000	0	0.0	0	2-0	0	1	0	0	0.0

SUNDVOLD, JON #20

How Obtained: From Seattle for a second round pick in '86, 10/23/85

How Departed: Selected by Miami in the 1988 Expansion Draft, 6/23/88

NBA (3 Years)

YEAR	GP	MIN	FGM-FGA	PCT	3-POINT FGM-FGA	PCT	FTM-FTA	PCT	REBS	AVG	AST	PF-DQ	STL	TO	BLK	PTS	AVG
85-86	70	1150	220-476	.462	21-60	.350	39-48	.813	80	1.1	261	110-0	34	85	0	500	7.1
86-87	76	1765	365-751	.486	50-149	.336	70-84	.833	98	1.3	315	109-1	35	97	0	850	11.2
87-88	52	1024	176-379	.464	26-64	.406	43-48	.896	48	0.9	183	54-0	27	57	2	421	8.1
TOT	198	3939	761-1606	.474	97-273	.355	152-180	.844	226	1.1	759	273-1	96	239	2	1771	8.9

NBA PLAYOFFS (2 Years)

YEAR	GP	MIN	FGM-FGA	PCT	3-POINT FGM-FGA	PCT	FTM-FTA	PCT	REBS	AVG	AST	PF-DQ	STL	TO	BLK	PTS	AVG
1986	3	43	7-18	.389	1-6	.167	1-1	1.000	1	0.3	5	1-0	0	5	0	16	5.3
1988	3	90	15-30	.500	3-9	.333	2-3	.667	4	1.3	15	3-0	4	3	0	35	11.7
TOT	6	133	22-48	.458	4-15	.267	3-4	.750	5	0.8	20	4-0	4	8	0	51	8.5

SUTTON, GREG #23

How Obtained: Second round pick, 1991 Draft, 49th overall

How Departed: Waived, 11/3/92

NBA (1 Year)

YEAR	GP	MIN	FGM-FGA	PCT	3-POINT FGM-FGA	PCT	FTM-FTA	PCT	REBS	AVG	AST	PF-DQ	STL	TO	BLK	PTS	AVG
91-92	67	601	93-240	.388	26-89	.292	34-45	.756	47	0.7	91	111-0	26	70	9	246	3.7
NBA PLAYOFFS (1 Year)																	
1992	2	15	2-6	.333	0-2	.000	3-3	1.000	0	0.0	2	3-0	1	0	1	7	3.5

SWIFT, HARLEY #21

How Obtained: Obtained by Dallas in ABA Dispersal Draft (Pittsburgh), 1972

How Departed: Waived, 11/12/73

ABA (1 Year)

YEAR	GP	MIN	FGM-FGA	PCT	3-POINT FGM-FGA	PCT	FTM-FTA	PCT	REBS	AVG	AST	PF-DQ	STL	TO	BLK	PTS	AVG
73-74	16	153	23-67	.343	1-12	.083	16-20	.800	16	1.0	15	26-0	3	13	0	63	3.9

TEMPLE, COLLIS #40

How Obtained: Third round pick, 1974 ABA Draft

How Departed: Waived, 1/26/75

ABA (1 Year)

YEAR	GP	MIN	FGM-FGA	PCT	3-POINT FGM-FGA	PCT	FTM-FTA	PCT	REBS	AVG	AST	PF-DQ	STL	TO	BLK	PTS	AVG
74-75	24	102	17-41	.415	0-1	.000	8-10	.800	31	1.2	15	29-0	4	12	4	42	1.8

TEMPLE, GARRETT #2

How Obtained: Signed as free agent, 3/23/10

How Departed: Waived, 7/29/10

NBA (2 Years)

YEAR	GP	MIN	FGM-FGA	PCT	3-POINT FGM-FGA	PCT	FTM-FTA	PCT	REBS	AVG	AST	PF-DQ	STL	TO	BLK	PTS	AVG
09-10	13	193	28-64	.438	10-23	.435	14-21	.667	14	1.1	12	25-1	8	11	2	80	6.2
10-11	3	21	1-5	.200	0-1	0.000	0-2	0.000	2	0.7	2	2-0	1	1	1	2	0.7
TOT	16	214	29-69	.420	10-24	.417	14-23	.609	16	1.0	14	48-0	9	12	3	82	5.1
NBA PLAYOFFS (1 Year)																	
09-10	6	15	1-3	.333	1-1	1.000	1-3	.333	2	0.3	2	1-0	1	2	0	4	0.7

FORMER SPURS STATISTICS

TERRY, CHUCK #30										6-6	F	Long Beach State '72				9/27/50			
How Obtained: Signed as free agent, 1973																			
How Departed: Traded to New York Nets, with Warren, K. Hughes and R. Jones, for Paultz, 9/8/75																			
ABA (2 Years)										3-POINT									
YEAR	GP	MIN	FGM-FGA	PCT	FGM-FGA	PCT	FTM-FTA	PCT	REBS	AVG	AST	PF	STL	TO	BLK	PTS	AVG		
73-74	61	1093	132-294	.449	1-2	.500	36-41	.878	166	2.7	72	139-0	18	33	5	301	4.9		
74-75	79	1186	148-313	.473	3-8	.375	39-53	.736	217	2.7	69	146-0	37	37	3	338	4.3		
TOT	140	2279	280-607	.461	4-10	.400	75-94	.798	383	2.7	141	285-0	55	70	8	639	4.6		
ABA PLAYOFFS (2 Years)																			
1974	7	112	11-24	.458	0-0	.000	4-6	.667	24	3.4	7	9-0	0	—	—	26	3.7		
1975	5	123	12-25	.480	0-0	.000	3-4	.750	19	3.8	2	14-0	3	1	1	27	5.4		
TOT	12	235	23-49	.469	0-0	.000	7-10	.700	43	3.6	9	23-0	3	1	1	53	4.4		

THIRDKILL, DAVID #22										6-7		F/G		Bradley '82				4/12/60			
How Obtained: Signed as free agent, 4/10/85																					
How Departed: Waived, 7/2/85																					
NBA (1 Year)																					
YEAR	GP	MIN	FGM-FGA	PCT	3-POINT FGM-FGA	PCT	FTM-FTA	PCT	REBS	AVG	AST	PF-DQ	STL	TO	BLK	PTS	AVG				
84-85	2	52	5-11	.455	0-0	.000	5-6	.833	7	3.5	3	5-0	2	2	1	15	7.5				
NBA PLAYOFFS (1 Year)																					
1985	5	22	1-4	.250	0-2	.000	2-4	.500	2	0.4	2	4-0	0	4	0	4	0.8				

THOMAS, KURT #40										6-9	F/C	TCU '95	10/4/72					
How Obtained: From Seattle for Barry, Elson and a first round pick in '09, 2/20/07																		
How Departed: Traded to Milwaukee, along with K. Thomas, as part of the Jefferson trade, 6/23/09																		
NBA (2 years)										3-POINT								
YEAR	GP	MIN	FGM-FGA	PCT	FGM-FGA	PCT	FTM-FTA	PCT	REBS	AVG	AST	PF-DQ	STL	TO	BLK	PTS	AVG	
07-08	28	524	56-125	.448	0-1	.000	14-24	.583	138	4.9	14	57-0	21	18	14	126	4.5	
08-09	79	1404	153-304	.503	0-2	.000	37-45	.822	405	5.1	66	170-0	34	42	58	343	4.3	
TOT	107	1928	209-429	.487	0-3	.000	51-69	.739	543	5.1	80	227-0	55	60	72	469	4.4	
NBA PLAYOFFS (2 Years)																		
07-08	17	268	32-70	.457	0-0	.000	5-7	.714	84	4.9	6	46-2	2	13	6	69	4.1	
08-09	5	80	5-11	.455	0-0	.000	3-4	.750	23	4.6	2	13-0	1	4	2	13	2.6	
TOT	22	348	37-81	.457	0-0	.000	8-11	.727	107	4.9	8	59-2	3	17	8	82	3.7	

THOMAS, MALCOLM #23										6-9	F	San Diego State '11				11/8/88			
How Obtained: Signed as a free agent on 1/11/12																			
How Departed: Waived on 2/7/12																			
NBA (1 Year)										3-POINT									
YEAR	GP	MIN	FGM-FGA	PCT	FGM-FGA	PCT	FTM-FTA	PCT	REBS	AVG	AST	PF-DQ	STL	TO	BLK	PTS	AVG		
11-12	3	0	0-3	.000	0-0	-	1-2	.500	3	1.0	1	0-0	1	0	1	1	0.3		

THOMPSON, MYCHAL #43										6-10	C/F	Minnesota '72				1/31/55			
How Obtained: From Portland, with the rights to Krystkowiak, for S. Johnson, 6/19/86																			
How Departed: Traded to L.A. Lakers for Brickowski, Gudmundsson, a first round pick in '87, a second round pick in '90 and cash, 2/13/87																			
NBA (1 Year)																			
3-POINT																			
YEAR	GP	MIN	FGM-FGA	PCT	FGM-FGA	PCT	FTM-FTA	PCT	REBS	AVG	AST	PF-DQ	STL	TO	BLK	PTS	AVG		
86-87	49	1210	230-528	.436	1-1	1.000	144-196	.735	276	5.6	87	117-0	31	77	41	605	12.3		

TOLLIVER, ANTHONY #35															6-8	F	Creighton '08			6/1/85		
How Obtained: Signed as free agent, 7/23/08																						
How Departed: Waived, 1/7/09																						
NBA (1 Year)																						
	GP	MIN	FGM-FGA	PCT	3-POINT FGM-FGA	PCT	FTM-FTA	PCT	REBS	AVG	AST	PF-DQ	STL	TO	BLK	PTS	AVG					
08-09	19	208	19-65	.292	9-41	.220	5-10	.500	41	2.2	17	16-0	5	7	1	52	2.7					

TOWNES, LINTON #2										6-7	F	James Madison '82					11/30/59		
How Obtained: Signed as free agent, 4/12/85																			
How Departed: Waived, 7/16/85																			
NBA (1 Year)																			
YEAR	GP	MIN	FGM-FGA	PCT	3-POINT FGM-FGA	PCT	FTM-FTA	PCT	REBS	AVG	AST	PF-DQ	STL	TO	BLK	PTS	AVG		
84-85	1	8	0-6	.000	0-0	.000	2-2	1.000	1	1.0	0	1-0	0	0	0	2	2.0		
NBA PLAYOFFS (1 Year)																			
1985	2	6	4-8	.500	0-1	.000	0-0	.000	3	1.5	0	1-0	0	0	0	8	4.0		

TUCKER, TRENT #6										6-5	G	Minnesota '82				12/20/59			
How Obtained: Signed 10-day contract, 2/27/92; Signed 10-day contract, 3/7/92; Signed for season, 3/18/92																			
How Departed: Unsigned free agent, 7/1/92																			
NBA (1 Year)				3-POINT															
YEAR	GP	MIN	FGM-FGA	PCT	FGM-FGA	PCT	FTM-FTA	PCT	REBS	AVG	AST	PF-DQ	STL	TO	BLK	PTS	AVG		
91-92	24	415	60-129	.465	19-48	.396	16-20	.800	37	1.5	27	39-0	21	14	3	155	6.5		
NBA PLAYOFFS (1 Year)																			
1992	3	38	6-14	.429	1-5	.200	1-1	1.000	3	1.0	2	3-0	0	3	0	14	4.7		

TURKOGLU, HEDO #14															6-10	G/F	Turkey	3/19/79
How Obtained: From Sacramento as part of a three-team trade, 7/24/03																		
How Departed: Unsigned free agent, 7/14/04																		
NBA (1 Year)																		
YEAR	GP	MIN	FGM-FGA	PCT	3-POINT FGM-FGA	PCT	FTM-FTA	PCT	REBS	AVG	AST	PF-DQ	STL	TO	BLK	PTS	AVG	
03-04	80	2073	262-645	.406	101-241	.419	114-161	.708	358	4.5	154	165-0	80	94	32	739	9.2	
NBA PLAYOFFS (1 Year)																		
2004	10	271	26-81	.321	14-42	.333	11-18	.611	45	4.5	15	20-0	9	16	1	77	7.7	

FORMER SPURS STATISTICS

UDOKA, IME #5

How Obtained: Signed as free agent, 8/13/07

How Departed: Unsigned free agent, 8/09

NBA (3 Years)			3-POINT																	
YEAR	GP	MIN	FGM-FGA	PCT	FGM-FGA	PCT	FTM-FTA	PCT	REBS	AVG	AST	PF-DQ	STL	TO	BLK	PTS	AVG			
07-08	73	1316	159-375	.424	61-165	.370	44-58	.759	228	3.1	63	127-1	56	58	17	423	5.8			
09-10	67	1035	110-287	.383	41-125	.328	28-46	.609	187	2.8	54	86-0	36	38	12	289	4.3			
10-11	20	130	5-21	.238	0-8	.000	4-8	.500	19	1.0	13	14-0	8	5	1	14	0.7			
TOT	160	2481	274-683	.401	102-298	.342	76-112	.679	434	2.7	130	227-1	100	101	30	726	4.5			
NBA PLAYOFFS (2 Years)																				
07-08	16	236	33-71	.465	16-40	.400	5-7	.714	47	2.9	17	25-0	11	11	2	87	5.4			
08-09	5	104	7-20	.350	1-8	.125	2-5	.400	23	4.6	4	14-0	4	2	1	17	3.4			
TOT	21	340	40-91	.440	17-48	.354	7-12	.583	70	3.3	21	39-0	15	13	3	104	5.0			

UDRIH, BENO #14

How Obtained: First Round Pick, 2004 NBA Draft, 28th overall

How Departed: Traded to Minnesota for a protected 2008 second round draft pick, 10/29/07

NBA (3 Years)			3-POINT																	
YEAR	GP	MIN	FGM-FGA	PCT	FGM-FGA	PCT	FTM-FTA	PCT	REBS	AVG	AST	PF-DQ	STL	TO	BLK	PTS	AVG			
04-05	80	1149	173-390	.444	58-142	.408	67-89	.753	83	1.0	150	96-0	41	77	10	471	5.9			
05-06	54	586	106-233	.455	24-70	.343	39-50	.780	52	1.0	92	55-0	14	53	2	275	5.1			
06-07	73	948	127-344	.369	33-115	.287	53-60	.880	82	2.1	122	70-0	27	56	1	340	4.7			
TOT	207	2683	406-967	.420	115-327	.352	159-199	.799	217	1.0	364	221-0	82	186	13	1086	5.2			
NBA PLAYOFFS (3 Years)																				
04-05	21	241	28-78	.359	10-37	.270	12-14	.857	17	0.8	22	20-0	9	20	1	78	3.7			
05-06	7	47	10-30	.333	1-6	.167	4-5	.800	4	0.6	8	8-0	0	3	0	25	3.6			
06-07	8	20	0-6	.000	0-2	.000	2-2	1.000	1	0.1	1	2-0	0	3	0	2	0.3			
TOT	36	308	38-114	.333	11-45	.244	18-21	.857	22	0.6	31	30-0	9	26	1	105	2.9			

VAN EXEL, NICK #31

How Obtained: Signed as free agent, 8/29/05

How Departed: Unsigned free agent, 7/06

NBA (1 Year)			3-POINT																	
YEAR	GP	MIN	FGM-FGA	PCT	FGM-FGA	PCT	FTM-FTA	PCT	REBS	AVG	AST	PF-DQ	STL	TO	BLK	PTS	AVG			
05-06	65	986	136-343	.397	55-154	.357	28-41	.683	91	1.4	123	60-0	16	57	3	355	5.5			
NBA PLAYOFFS (1 Year)																				
2006	12	133	7-32	.219	3-10	.300	9-9	.100	12	1.0	17	14-0	3	5	2	26	2.2			

VAN ZANT, DENNIS #30

How Obtained: Signed as free agent, 7/3/75

How Departed: Waived, 10/75

ABA (1 Year)			3-POINT																	
YEAR	GP	MIN	FGM-FGA	PCT	FGM-FGA	PCT	FTM-FTA	PCT	REBS	AVG	AST	PF-DQ	STL	TO	BLK	PTS	AVG			
75-76	1	2	0-0	.000	0-0	.000	2-2	1.000	1	1.0	0	1-0	0	0	0	2	2.0			

VAUGHN, JACQUE #11

How Obtained: Signed as free agent, 7/12/06

How Departed: Unsigned free agent, 8/09

NBA (3 Years)			3-POINT																	
YEAR	GP	MIN	FGM-FGA	PCT	FGM-FGA	PCT	FTM-FTA	PCT	REBS	AVG	AST	PF-DQ	STL	TO	BLK	PTS	AVG			
06-07	64	760	71-167	.425	1-2	.500	49-65	.754	68	1.1	131	74-0	24	40	2	192	3.0			
07-08	74	1139	121-283	.428	3-10	.300	61-80	.763	74	1.0	159	97-0	23	54	1	306	4.1			
08-09	30	292	24-75	.320	1-1	1.000	16-18	.889	22	0.7	55	26-0	6	15	0	65	2.2			
TOT	168	2191	216-525	.411	5-13	.385	126-163	.773	164	1.0	345	197-0	53	109	3	563	3.4			
NBA PLAYOFFS (3 Years)																				
06-07	20	208	20-50	.400	0-0	.000	3-6	.500	9	0.5	28	24-0	4	11	0	43	2.2			
07-08	14	91	6-22	.273	0-1	.000	0-0	.000	9	0.6	8	17-0	2	7	0	12	0.9			
08-09	2	21	2-5	.400	0-0	.000	3-6	.500	0	0.0	4	0-0	1	0	0	7	3.5			
TOT	36	320	28-77	.364	0-1	.000	6-12	.500	18	0.5	40	41-0	7	18	0	62	1.7			

VINCENT, JAY #31

How Obtained: From Denver, with Natt, for Greenwood and D. Cook, 1/26/89

How Departed: Traded to Philadelphia, with Dawkins, for Cheeks, Wingate and Welp, 8/28/89

NBA (1 Year)			3-POINT																	
YEAR	GP	MIN	FGM-FGA	PCT	FGM-FGA	PCT	FTM-FTA	PCT	REBS	AVG	AST	PF-DQ	STL	TO	BLK	PTS	AVG			
88-89	24	551	91-219	.416	0-1	.000	35-51	.686	92	3.8	22	52-0	5	37	3	217	9.0			

WALKER, SAMAKI #55, #52

How Obtained: Signed as free agent, 8/26/99

How Departed: Waived, 6/29/01

NBA (2 Years)			3-POINT																	
YEAR	GP	MIN	FGM-FGA	PCT	FGM-FGA	PCT	FTM-FTA	PCT	REBS	AVG	AST	PF-DQ	STL	TO	BLK	PTS	AVG			
99-00	71	980	137-305	.449	0-0	.000	86-126	.683	272	3.8	38	108-1	10	64	35	360	5.1			
00-01	61	963	121-252	.480	1-3	.333	78-124	.629	243	4.0	29	103-0	10	68	41	321	5.3			
TOT	132	1943	258-557	.463	1-3	.333	164-50	.656	515	3.9	67	211-1	20	132	76	681	5.2			
NBA PLAYOFFS (2 Years)																				
2000	4	121	14-31	.452	0-0	.000	8-12	.667	45	11.3	2	13-0	1	8	12	36	9.0			
2001	12	76	5-15	.333	0-0	.000	4-8	.500	14	1.2	3	12-0	1	1	1	14	1.2			
TOT	16	197	19-46	.413	0-0	.000	12-20	.600	59	3.7	5	25-0	2	9	13	50	3.1			

WARD, CHARLIE #17

How Obtained: Signed as free agent, 1/9/04

How Departed: Unsigned free agent, 7/14/04

NBA (1 Year)			3-POINT																	
YEAR	GP	MIN	FGM-FGA	PCT	FGM-FGA	PCT	FTM-FTA	PCT	REBS	AVG	AST	PF-DQ	STL	TO	BLK	PTS	AVG			
03-04	36	425	45-130	.346	25-68	.368	4-6	.667	48	1.3	45	33-0	17	27	3	119	3.3			
NBA PLAYOFFS (1 Year)																				

FORMER SPURS STATISTICS

2004	5	13	4-6	.667	3-3	1.000	0-0	.000	0	0.0	1	2-0	2	2	0	11	2.2
WARD, HENRY #15						6-4	F	Jackson State '75						1/30/52			
How Obtained: Seventh round pick, 1975 ABA Draft																	
How Departed: Waived, 10/17/77																	
ABA (1 Year)																	
YEAR	GP	MIN	FGM-FGA	PCT	3-POINT FGM-FGA	PCT	FTM-FTA	PCT	REBS	AVG	AST	PF-DQ	STL	TO	BLK	PTS	AVG
75-76	61	688	154-333	.462	6-23	.261	16-27	.593	140	2.3	35	99-0	16	45	10	330	5.4
NBA (1 Year)																	
76-77	27	171	34-90	.378	—	—	15-17	.882	33	1.2	6	30-0	6	—	5	83	3.1
ABA PLAYOFFS (1 Year)																	
1976	5	18	4-12	.333	2-2	1.000	0-0	.000	2	0.4	0	6-0	1	1	1	10	2.0
NBA PLAYOFFS (1 Year)																	
1977	1	1	2-3	.667	—	—	0-0	.000	0	0.0	0	0-0	0	0	0	4	4.0
WARREN, BOBBY #21						6-5	G	Vanderbilt '68						7/17/46			
How Obtained: From Utah for cash and draft pick, 1/74																	
How Departed: Traded to New York Nets, with R. Jones, C. Terry, and K. Hughes, for Paultz, 9/8/75																	
ABA (2 Years)																	
YEAR	GP	MIN	FGM-FGA	PCT	3-POINT FGM-FGA	PCT	FTM-FTA	PCT	REBS	AVG	AST	PF-DQ	STL	TO	BLK	PTS	AVG
73-74	36	486	61-134	.459	0-1	.000	32-35	.914	61	1.7	38	40-0	9	30	5	154	4.3
74-75	71	992	127-265	.479	2-7	.286	77-91	.846	112	1.6	91	109-0	35	68	9	333	4.7
TOT	107	1478	188-399	.471	2-8	.250	109-126	.865	173	1.6	129	149-0	44	98	14	487	4.6
ABA PLAYOFFS (2 Years)																	
1974	7	133	14-29	.483	0-0	.000	8-8	1.000	21	3.0	9	21-0	2	—	—	36	5.1
1975	1	5	0-1	.000	0-0	.000	0-0	.000	0	0.0	0	0-0	0	1	0	0	0.0
TOT	8	138	14-30	.467	0-0	.000	8-8	1.000	21	2.6	9	21-0	2	1	0	36	4.5
WASHINGTON, DARIUS #35						6-2	G	Memphis '08						12/6/85			
How Obtained: Signed as free agent, 10/1/07																	
How Departed: Waived, 12/28/07																	
NBA (1 Year)																	
YEAR	GP	MIN	FGM-FGA	PCT	3-POINT FGM-FGA	PCT	FTM-FTA	PCT	REBS	AVG	AST	PF-DQ	STL	TO	BLK	PTS	AVG
07-08	18	146	21-48	.438	4-12	.333	7-13	.538	20	1.1	15	16-0	5	14	0	53	2.9
WEIDNER, BRANT #25						6-9	F	William & Mary '83						10/28/60			
How Obtained: Fourth round pick, 1983 Draft, 90th overall																	
How Departed: Waived, 7/19/84																	
NBA (1 Year)																	
YEAR	GP	MIN	FGM-FGA	PCT	3-POINT FGM-FGA	PCT	FTM-FTA	PCT	REBS	AVG	AST	PF-DQ	STL	TO	BLK	PTS	AVG
83-84	8	38	2-9	.222	0-0	.000	4-4	1.000	11	1.4	0	5-0	0	2	2	8	1.0
WELP, CHRISTIAN #42						7-0	C	Washington '87						1/2/64			
How Obtained: From Philadelphia, with Cheeks and Wingate, for Dawkins and Vincent, 8/28/89																	
How Departed: Traded to Golden State for Blab, 2/22/90																	
NBA (1 Year)																	
YEAR	GP	MIN	FGM-FGA	PCT	3-POINT FGM-FGA	PCT	FTM-FTA	PCT	REBS	AVG	AST	PF-DQ	STL	TO	BLK	PTS	AVG
89-90	13	56	7-23	.304	0-0	.000	1-2	.500	12	1.0	5	21-0	1	6	0	15	1.2
WHATLEY, ENNIS #3						6-3	G	Alabama '85						8/11/62			
How Obtained: (1) Signed 10-day contract, 2/1/86; (2) Signed as free agent, 10/8/92																	
How Departed: (1) Waived, 2/10/86; (2) Waived, 10/14/92																	
NBA (1 Year)																	
YEAR	GP	MIN	FGM-FGA	PCT	3-POINT FGM-FGA	PCT	FTM-FTA	PCT	REBS	AVG	AST	PF-DQ	STL	TO	BLK	PTS	AVG
85-86	2	14	1-2	.500	0-0	.000	0-0	.000	0	0.0	3	1-0	0	4	0	2	1.0
WHITE, JAMES #33						6-7	G	Cincinnati '06						10/22/82			
How Obtained: Signed as free agent, 11/3/06																	
How Departed: Waived, 7/23/07																	
NBA (1 Year)																	
YEAR	GP	MIN	FGM-FGA	PCT	3-POINT FGM-FGA	PCT	FTM-FTA	PCT	REBS	AVG	AST	PF-DQ	STL	TO	BLK	PTS	AVG
06-07	6	137	18-41	.439	2-7	.286	12-15	.800	20	3.3	5	7-0	3	5	1	50	8.3
WHITEHEAD, JEROME #6						6-10	C	Marquette '78						9/30/56			
How Obtained: From Golden State for S. Jones, 11/22/88																	
How Departed: Unsigned free agent, 7/1/89																	
NBA (1 Year)																	
YEAR	GP	MIN	FGM-FGA	PCT	3-POINT FGM-FGA	PCT	FTM-FTA	PCT	REBS	AVG	AST	PF-DQ	STL	TO	BLK	PTS	AVG
88-89	52	580	69-176	.392	0-0	.000	30-45	.667	129	2.5	17	107-1	22	22	4	168	3.2
WHITNEY, CHRIS #20						6-0	G	Clemson '93						7/23/61			
How Obtained: Second round pick, 1993 Draft, 47th overall																	
How Departed: Waived, 2/23/95																	
NBA (2 Years)																	
YEAR	GP	MIN	FGM-FGA	PCT	3-POINT FGM-FGA	PCT	FTM-FTA	PCT	REBS	AVG	AST	PF-DQ	STL	TO	BLK	PTS	AVG
93-94	40	339	25-82	.305	10-30	.333	12-15	.800	29	0.7	53	53-0	11	37	1	72	1.8
94-95	25	179	14-47	.298	3-19	.158	11-11	1.0000	13	0.5	28	34-1	4	18	0	42	1.7
TOT	65	518	39-129	.302	13-49	.265	23-26	.885	42	0.6	81	85-1	15	55	1	114	1.8
WILEY, MICHAEL #33						6-9	F	Long Beach State '80						10/16/57			
How Obtained: Second round pick, 1980 Draft, 39th overall																	
How Departed: Waived, 10/81																	
NBA (1 Year)																	
YEAR	GP	MIN	FGM-FGA	PCT	3-POINT FGM-FGA	PCT	FTM-FTA	PCT	REBS	AVG	AST	PF-DQ	STL	TO	BLK	PTS	AVG
80-81	33	271	76-138	.551	0-2	.000	36-48	.750	64	1.9	11	38-1	8	28	6	188	5.7
NBA PLAYOFFS (1 Year)																	
1981	2	4	0-1	.000	0-0	.000	2-2	1.000	0	0.0	0	1-0	0	0	0	2	1.0

FORMER SPURS STATISTICS

WILEY, MORLON #20

How Obtained: Signed as free agent, 12/17/91

How Departed: Waived, 12/23/91

NBA (1 Year)

YEAR	GP	MIN	FGM-FGA	PCT	3-POINT FGM-FGA	PCT	FTM-FTA	PCT	REBS	AVG	AST	PF-DQ	STL	TO	BLK	PTS	AVG
91-92	3	13	3-5	.600	0-0	.000	0-0	.000	1	0.3	1	3-0	0	0	0	6	2.0

6-4 G

Long Beach State '85

9/24/66

WILKINS, DOMINIQUE #21

How Obtained: Signed as free agent, 10/4/96

How Departed: Unsigned free agent, 7/1/97

NBA (1 Year)

YEAR	GP	MIN	FGM-FGA	PCT	3-POINT FGM-FGA	PCT	FTM-FTA	PCT	REBS	AVG	AST	PF-DQ	STL	TO	BLK	PTS	AVG
96-97	63	1945	397-953	.417	70-239	.293	281-350	.803	402	6.4	119	100-0	39	135	31	1145	18.2

6-8 F

Georgia '83

1/12/60

WILKINS, JEFF #45

How Obtained: From Utah for J. Cook and Iavaroni, 2/16/86

How Departed: Unsigned free agent, 7/86

NBA (1 Year)

YEAR	GP	MIN	FGM-FGA	PCT	3-POINT FGM-FGA	PCT	FTM-FTA	PCT	REBS	AVG	AST	PF-DQ	STL	TO	BLK	PTS	AVG
85-86	27	522	51-134	.381	0-0	.000	28-46	.609	127	4.7	18	71-1	8	20	10	130	4.8

NBA PLAYOFFS (1 Year)

YEAR	GP	MIN	FGM-FGA	PCT	3-POINT FGM-FGA	PCT	FTM-FTA	PCT	REBS	AVG	AST	PF-DQ	STL	TO	BLK	PTS	AVG
1986	3	16	0-1	.000	0-0	.000	0-0	.000	3	1.0	0	6-0	0	0	2	0	0.0

6-10 C/F

Illinois State '77

3/9/55

WILKS, MIKE #11

How Obtained: Signed as free agent, 10/27/04

How Departed: Unsigned free agent, 8/05

NBA (1 Year)

YEAR	GP	MIN	FGM-FGA	PCT	3-POINT FGM-FGA	PCT	FTM-FTA	PCT	REBS	AVG	AST	PF-DQ	STL	TO	BLK	PTS	AVG
04-05	48	278	32-77	.416	5-16	.313	12-16	.750	25	0.5	33	26-0	14	14	1	81	1.7

5-11 G

Rice '01

5/7/79

WILLIAMS, BRANDON #11

How Obtained: Signed as free agent, 1/21/99

How Departed: Unsigned free agent, 8/1/99

NBA (1 Year)

YEAR	GP	MIN	FGM-FGA	PCT	3-POINT FGM-FGA	PCT	FTM-FTA	PCT	REBS	AVG	AST	PF-DQ	STL	TO	BLK	PTS	AVG
98-99	3	4	0-0	.000	0-0	.000	2-4	.500	1	0.3	0	0-0	0	0	0	2	0.7

6-6 G

Davidson '96

2/27/75

WILLIAMS, ERIC #55

How Obtained: From Toronto, with Bonner and a second round pick, for Nesterovic, 6/21/06

How Departed: Traded to Charlotte, with a second round pick, for Ely, 2/13/07

NBA (1 Year)

YEAR	GP	MIN	FGM-FGA	PCT	3-POINT FGM-FGA	PCT	FTM-FTA	PCT	REBS	AVG	AST	PF-DQ	STL	TO	BLK	PTS	AVG
06-07	16	88	15-34	.441	8-17	.471	4-7	.571	14	0.9	6	6-0	2	5	0	42	2.6

6-8 F

Providence '95

7/17/72

WILLIAMS, KEVIN #12

How Obtained: Second round pick, 1983 Draft, 46th overall

How Departed: Waived, 12/12/83

NBA (1 Year)

YEAR	GP	MIN	FGM-FGA	PCT	3-POINT FGM-FGA	PCT	FTM-FTA	PCT	REBS	AVG	AST	PF-DQ	STL	TO	BLK	PTS	AVG
83-84	19	200	25-58	.431	0-1	.000	25-32	.781	13	0.7	43	42-1	8	22	4	75	3.9

6-3 G

St. John's '83

9/11/61

WILLIAMS, MONTY #3

How Obtained: From New York, along with Charles Smith, in exchange for Reid, Lohaus and a first round pick, 2/8/96

How Departed: Unsigned free agent, 1/99

NBA (3 Years)

YEAR	GP	MIN	FGM-FGA	PCT	3-POINT FGM-FGA	PCT	FTM-FTA	PCT	REBS	AVG	AST	PF-DQ	STL	TO	BLK	PTS	AVG
95-96	17	122	20-46	.435	0-1	.000	9-12	.750	23	1.4	4	17-0	4	13	2	49	2.9
96-97	65	1345	234-460	.509	0-1	.000	120-186	.645	206	3.2	91	161-1	55	116	52	588	9.0
97-98	72	1314	165-368	.448	1-2	.500	122-182	.670	179	2.5	89	133-1	34	82	24	453	6.3
TOT	154	2781	419-874	.479	1-4	.250	251-380	.661	408	2.6	184	311-2	93	211	78	1090	7.1

NBA PLAYOFFS (2 Years)

YEAR	GP	MIN	FGM-FGA	PCT	3-POINT FGM-FGA	PCT	FTM-FTA	PCT	REBS	AVG	AST	PF-DQ	STL	TO	BLK	PTS	AVG
1996	7	29	2-9	.222	0-0	.000	3-6	.500	7	1.0	0	4-0	0	4	0	7	1.0
1998	5	28	5-8	.625	0-0	.000	2-3	.667	6	1.2	1	2-0	0	4	0	12	2.4
TOT	12	57	7-17	.412	0-0	.000	5-9	.556	13	1.1	1	6-0	0	8	0	19	1.6

6-8 F

Notre Dame '94

10/8/71

WILLIAMS, RAY #11

How Obtained: Signed as free agent, 2/11/86

How Departed: Waived, 3/28/86

NBA (1 Year)

YEAR	GP	MIN	FGM-FGA	PCT	3-POINT FGM-FGA	PCT	FTM-FTA	PCT	REBS	AVG	AST	PF-DQ	STL	TO	BLK	PTS	AVG
85-86	23	397	50-131	.382	2-6	.333	62-64	.969	37	1.6	111	64-1	28	51	3	164	7.1

6-3 G

Minnesota '77

10/14/54

WILLIAMS, REGGIE #2

How Obtained: Signed as free agent, 3/5/90

How Departed: Waived, 12/24/90

NBA (2 Years)

YEAR	GP	MIN	FGM-FGA	PCT	3-POINT FGM-FGA	PCT	FTM-FTA	PCT	REBS	AVG	AST	PF-DQ	STL	TO	BLK	PTS	AVG
89-90	10	68	19-42	.452	0-5	.000	4-6	.667	8	0.8	5	16-0	1	4	3	42	4.2
90-91	22	354	61-127	.480	14-26	.538	35-41	.854	59	2.7	46	64-2	20	36	11	171	7.8
TOT	32	422	80-169	.473	14-31	.452	39-47	.830	67	2.1	51	80-2	21	40	14	213	6.7

NBA PLAYOFFS (1 Year)

YEAR	GP	MIN	FGM-FGA	PCT	3-POINT FGM-FGA	PCT	FTM-FTA	PCT	REBS	AVG	AST	PF-DQ	STL	TO	BLK	PTS	AVG
1990	9	49	9-27	.333	0-2	.000	2-2	1.000	11	1.2	3	8-0	2	5	0	20	2.2

6-7 F

Georgetown '87

3/5/64

FORMER SPURS STATISTICS

WILLIS, KEVIN #42										7-0	C	Michigan St. '84				9/6/62			
How Obtained: Signed as free agent, 8/26/02																			
How Departed: Unsigned free agent, 7/14/04																			
NBA (2 Years)				3-POINT															
YEAR	GP	MIN	FGM-FGA	PCT	FGM-FGA	PCT	FTM-FTA	PCT	REBS	AVG	AST	PF-DQ	STL	TO	BLK	PTS	AVG		
02-03	71	840	123-257	.479	0-2	.000	51-83	.614	226	3.2	24	120-1	20	60	20	297	4.2		
03-04	48	373	70-150	.467	0-1	.000	24-39	.615	98	2.0	11	61-0	21	32	9	164	3.4		
TOT	119	1213	193-407	.474	0-3	.000	75-122	.615	324	2.7	35	181-1	41	92	29	461	3.9		
NBA PLAYOFFS (2 Years)																			
2003	18	91	21-40	.525	1-1	1.000	3-3	1.000	31	1.7	2	16-0	1	8	1	46	2.6		
2004	7	25	3-8	.375	0-1	.000	0-1	.000	6	0.9	0	5-0	1	0	0	6	0.9		
TOT	25	116	24-48	.500	1-2	.500	3-4	.750	37	1.5	2	21-0	2	8	1	52	2.1		

WILLOUGHBY, BILL #33										6-8		F	Dwight Morrow H.S. (N.J.)				5/20/57	
How Obtained: Signed as a veteran free agent (Houston received a second round pick in '85), 10/18/82																		
How Departed: Waived, 2/10/83																		
NBA (1 Year)																		
										3-POINT								
YEAR	GP	MIN	FGM-FGA	PCT	FGM-FGA	PCT	FTM-FTA	PCT	REBS	AVG	AST	PF-DQ	STL	TO	BLK	PTS	AVG	
82-83	52	1062	136-295	.461	6-13	.462	41-53	.774	190	3.7	56	123-0	24	54	16	319	6.1	

WILSON, RICK #15										6-3	G	George Mason '86				7/16/64			
How Obtained: Signed as free agent, 3/21/88																			
How Departed: Unsigned free agent, 7/88																			
NBA (1 Year)																			
YEAR	GP	MIN	FGM-FGA	PCT	3-POINT FGM-FGA	PCT	FTM-FTA	PCT	REBS	AVG	AST	PF-DQ	STL	TO	BLK	PTS	AVG		
87-88	18	373	36-99	.364	9-25	.360	23-29	.793	26	1.4	63	34-0	17	21	3	104	5.8		
NBA PLAYOFFS (1 Year)																			
1988	2	9	0-2	.000	0-0	.000	0-0	.000	0	0.0	1	2-0	0	1	0	0	0.0		

WINGATE, DAVID #25				6-5		G		Georgetown '86				12/15/63					
How Obtained: From Philadelphia, with Cheeks and Welp, for Dawkins and Vincent, 8/28/89																	
How Departed: Waived, 6/28/91																	
NBA (2 Years)																	
YEAR	GP	MIN	FGM-FGA	PCT	3-POINT FGM-FGA	PCT	FTM-FTA	PCT	REBS	AVG	AST	PF-DQ	STL	TO	BLK	PTS	AVG
89-90	78	1856	220-491	.448	0-13	.000	87-112	.777	195	2.5	208	154-2	89	127	18	527	6.8
90-91	25	563	53-138	.384	1-9	.111	29-41	.707	75	3.0	46	66-0	19	42	5	136	5.4
TOT	103	2419	273-629	.434	1-22	.045	116-153	.758	270	2.6	254	220-2	108	169	23	663	6.4
NBA PLAYOFFS (2 Years)																	
1990	10	293	40-77	.519	2-3	.667	9-12	.750	37	3.7	38	34-1	18	14	3	91	9.1
1991	3	38	6-12	.500	0-0	.000	2-3	.667	3	1.0	1	8-1	1	1	0	14	4.7
TOT	13	331	46-89	.517	2-3	.667	11-15	.733	40	3.1	39	42-1	19	15	3	105	8.1

WISE, SKIP #10															6-2	G	Clemson '75	7/25/55				
How Obtained: Signed as free agent, 10/75																						
How Departed: Waived, 12/75																						
ABA (1 Year)																						
3-POINT																						
YEAR	GP	MIN	FGM-FGA	PCT	FGM-FGA	PCT	FTM-FTA	PCT	REBS	AVG	AST	PF-DQ	STL	TO	BLK	PTS	AVG					
75-76	2	10	2-4	.500	0-0	.000	0-0	.000	3	1.5	1	4-0	0	2	0	4	2.0					

WOOD, DAVID #10										6-8		F	Nevada-Reno '87				11/30/64			
How Obtained: From Houston for a second round pick in '95, 10/6/92																				
How Departed: Traded to Detroit, with Elliott, for Rodman and Morris, 10/1/93																				
NBA (1 Year)																				
3-POINT																				
YEAR	GP	MIN	FGM-FGA	PCT	FGM-FGA	PCT	FTM-FTA	PCT	REBS	AVG	AST	PF-DQ	STL	TO	BLK	PTS	AVG			
92-93	64	598	52-117	.444	5-21	.238	46-55	.836	97	1.5	34	93-1	13	29	12	155	2.4			
NBA PLAYOFFS (1 Year)																				
1993	5	20	2-4	.500	1-1	1.000	0-0	.000	3	0.6	1	7-0	0	0	0	5	1.0			

WOOD, LEON #1										6-2	G	Cal State-Fullerton '84				3/25/62			
How Obtained: Signed as free agent, 11/12/87																			
How Departed: Waived, 2/17/88																			
NBA (1 Year)										3-POINT									
YEAR	GP	MIN	FGM-FGA	PCT	FGM-FGA	PCT	FTM-FTA	PCT	REBS	AVG	AST	PF-DQ	STL	TO	BLK	PTS	AVG		
87-88	38	830	120-282	.426	43-108	.398	69-91	.758	51	1.3	155	44-0	22	34	1	352	9.3		

YONAKOR, RICH #43										6-10		F	North Carolina '80					10/3/58	
How Obtained: (1) Third round pick, 1980 Draft, 61st overall; (2) Signed 10-day contract, 3/8/82; Signed for season, 3/29/82																			
How Departed: (1) Traded to Cleveland, with Silas, for a second round pick in '82 and cash, 6/16/81; (2) Waived, 10/82																			
NBA (1 Year)										3-POINT									
YEAR	GP	MIN	FGM-FGA	PCT	FGM-FGA	PCT	FTM-FTA	PCT	REBS	AVG	AST	PF-DQ	STL	TO	BLK	PTS	AVG		
81-82	10	70	14-26	.538	0-0	.000	5-7	.714	27	2.7	3	7-0	1	2	2	33	3.3		
NBA PLAYOFFS (1 Year)																			
1982	2	4	1-2	.500	0-0	.000	0-0	.000	1	0.5	1	1-0	1	0	0	2	1.0		

ZEVENBERGEN, PHIL #41										6-10	F	Washington '87					4/13/64		
How Obtained: Fourth round pick, 1987 Draft, 50th overall																			
How Departed: Waived, 11/3/88																			
NBA (1 Year)					3-POINT														
YEAR	GP	MIN	FGM-FGA	PCT	FGM-FGA	PCT	FTM-FTA	PCT	REBS	AVG	AST	PF-DQ	STL	TO	BLK	PTS	AVG		
87-88	8	58	15-27	.556	0-0	.000	0-2	.000	13	1.6	3	12-0	3	4	1	30	3.8		
NBA PLAYOFFS (1 Year)																			
1988	1	1	0-0	.000	0-0	.000	0-0	.000	0	0.0	0	0-0	0	0	0	0	0.0		



FRANCHISE
RECORDS



SPURS ABA RECORDS

POINTS

Spurs Individual	51
Spurs Team	160
Opponent Individual	58
Opponent Team	162

George Gervin vs. Memphis	02/05/75
vs. Carolina	12/22/70
George McGinnis vs. Indiana	11/28/72
vs. Washington (2OT)	03/13/70

FIELD GOALS MADE

Spurs Individual	23
Spurs Team	63
Opponent Individual	22
Opponent Team	61

George Gervin vs. Memphis	02/05/75
vs. Denver	01/19/71
George McGinnis vs. Indiana	11/28/72
two times	

FIELD GOALS ATTEMPTED

Spurs Individual	35
Spurs Team	125
Opponent Individual	36
Opponent Team	131

Bird Averitt vs. San Diego	02/17/74
vs. Denver	03/05/71
Chuck Williams, vs. Pittsburgh	11/08/69
vs. Miami	02/10/70

3-PT FIELD GOALS MADE

Spurs Individual	6
Spurs Team	9
Opponent Individual	9
Opponent Team	11

Joe Hamilton vs. Memphis	03/28/73
vs. Indiana	11/20/70
Louie Dampier, Kentucky	02/07/70
Indiana	04/01/74

3-PT FIELD GOALS ATTEMPTED

Spurs Individual	13
Spurs Team	19
Opponent Individual	18
Opponent Team	28

Glen Combs vs. Los Angeles	01/20/70
vs. Denver	03/05/71
Mike Butler vs. New Orleans	02/06/70
vs. Minnesota	02/12/69

FREE THROWS MADE

Spurs Individual	17
Spurs Team	47
Opponent Individual	18
Opponent Team	42

three times	
vs. Kentucky	02/20/70
Jimmy Jones, New Orleans	02/17/68
two times	

FREE THROWS ATTEMPTED

Spurs Individual	19
Spurs Team	61
Opponent Individual	25
Opponent Team	62

three times	
vs. New York	12/10/69
two times	
Minnesota	12/05/67

REBOUNDS

Spurs Individual	35
Spurs Team	80
Opponent Individual	33
Opponent Team	93

Manny Leaks vs. Kentucky	11/27/70
vs. San Diego	04/01/75
Billy Paultz, New York	12/17/71
Denver	04/08/70

ASSISTS

Spurs Individual	16
Spurs Team	47
Opponent Individual	22
Opponent Team	41

Glen Combs vs. Miami	02/10/70
vs. Indiana	01/29/76
Johnny Neumann, at Memphis	03/27/73
at Utah	11/10/70

BLOCKS

Spurs Individual	8
Spurs Team	20

George Johnson vs. Miami	12/01/71
vs. Kentucky	12/13/75

STEALS

Spurs Individual	8
------------------	---

Charles Beasley vs. New Orleans	11/30/68
---------------------------------	----------

SPURS INDIVIDUAL RECORDS

POINTS

Game	71
1st Half	53
2nd Half	47
1st Quarter	21
2nd Quarter	33
3rd Quarter	22
4th Quarter	28
Consecutive	24
HemisFair Arena Points	53
Alamodome Points	53
AT&T Center Points	43
Season	2,585
Career	21,663
Season Average	33.1
Career Average	27.3
1,000 Pt. Seasons	14
Consecutive 20 Pt. Games	53
Consecutive 30 Pt. Games	10
Consecutive Double Figure Games	407

David Robinson at L.A. Clippers	04/24/94
George Gervin at New Orleans	04/09/78
David Robinson at L.A. Clippers	04/24/94
George Gervin vs. Denver	01/08/80
George Gervin at Boston	02/27/80
George Gervin at New Orleans	04/09/78
George Gervin vs. Indiana	03/19/83
George Gervin vs. San Diego	11/08/78
George Gervin vs. Houston	03/30/79
David Robinson at L.A. Clippers	04/24/94
Manu Ginobili at Atlanta	02/21/07
George Gervin vs. Denver	01/08/80
Tim Duncan vs. Dallas	12/26/01
Manu Ginobili vs. Orlando	04/02/10
George Gervin	1979-80
Tim Duncan	1997-present
George Gervin	1979-80
George Gervin	1976-85
Tim Duncan	1997-present
George Gervin	1981-82
George Gervin	1979-80
George Gervin	1978-83

FIELD GOALS MADE

Game	26
Half	19
Quarter	12
Season	1,024
Career	8,356

David Robinson at L.A. Clippers	04/24/94
George Gervin at New Orleans (1st)	04/09/78
George Gervin at New Orleans (2nd)	04/09/78
George Gervin	1979-80
Tim Duncan	1997-present

FIELD GOALS ATTEMPTED

Game	49
Half	34
Quarter	20
Season	1,987
Career	16,459

George Gervin at New Orleans	04/09/78
George Gervin at New Orleans (1st)	04/09/78
George Gervin at New Orleans (2nd)	04/09/78
George Gervin	1981-82
Tim Duncan	1997-present

FIELD GOAL PERCENTAGE

Game	1.000
Season	.632
Career	.620

Fabricio Oberto vs. Phoenix (11-11)	11/08/06
Steve Johnson (362-573)	1985-86
Artis Gilmore (2,208-3,562)	1982-87

3-PT FIELD GOALS MADE

Game	9
Half	6
Quarter	6
Season	190
Career	958

Chuck Person at Vancouver	12/30/97
Most recent, Manu Ginobili at Minnesota (1st)	02/21/08
Manu Ginobili at Minnesota (2nd)	02/21/08
Chuck Person	1995-96
Manu Ginobili	2002-present

3-PT FIELD GOALS ATTEMPTED

Game	16
Half	10
Quarter	7
Season	463
Career	2,580

Jaren Jackson vs. Dallas	11/20/99
Jaren Jackson vs. Dallas (1st)	11/20/99
Jaren Jackson vs. Dallas (2nd)	11/20/99
Chuck Person	1995-96
Manu Ginobili	2002-present

3-PT FIELD GOAL PERCENTAGE

High Game	1.000
Low Game	.000
Season	.472
Career	.426

Steve Smith at Portland (8-8)	11/03/01
Chuck Person at Minnesota (0-7)	11/11/97
Steve Smith (116-246)	2001-2002
Terry Porter (236-554)	1999-2002

FREE THROWS MADE

Game	18
Half	15
Quarter	10
Season	693
Career	6,035

Most recent, Manu Ginobili at Phoenix	01/29/09
George Gervin at New Orleans (1st)	04/09/78
Most recent, Walter Berry vs. Dallas (4th)	01/03/87
David Robinson	1993-94
David Robinson	1989-2003

FREE THROWS ATTEMPTED

Game	25
Half	19
Quarter	12
Season	925
Career	8,201

David Robinson at L.A. Clippers	04/24/94
David Robinson at L.A. Clippers (2nd)	04/24/94
Most recent, Dominique Wilkins vs. Denver (2nd)	11/03/96
David Robinson	1993-94
David Robinson	1989-2003

SPURS INDIVIDUAL RECORDS

FREE THROW PERCENTAGE

Game	1.000	Manu Ginobili at Phoenix (18-18)	01/29/09
Season	.918	Michael Finley (90-98)	2006-07
Career	.861	Johnny Dawkins (451-524)	1986-89

REBOUNDS

Game	32	Dennis Rodman vs. Dallas	01/22/94
Half	20	Dennis Rodman vs. Dallas (1st)	01/22/94
Quarter	15	Dennis Rodman vs. Golden State (3rd)	02/26/95
Season	1,367	Dennis Rodman	1993-94
Career	12,013	Tim Duncan	1997-present

OFFENSIVE REBOUNDS

Game	16	Terry Cummings at Golden State	02/28/90
Half	10	Most recent, Will Perdue at Sacramento (1st)	04/14/97
Quarter	8	Dennis Rodman at Indiana (4th)	01/22/95
Season	453	Dennis Rodman	1993-94
Career	3,182	Tim Duncan	1997-present

DEFENSIVE REBOUNDS

Game	23	Most recent, Tim Duncan at Miami	02/01/03
Half	13	Most recent, Dennis Rodman vs. Dallas (1st)	01/22/94
Quarter	10	Dave Corzine vs. Houston (4th)	01/15/82
Season	914	Dennis Rodman	1993-94
Career	8,831	Tim Duncan	1997-present

ASSISTS

Game	24	John Lucas vs. Denver	04/15/84
Half	14	Most recent, Avery Johnson vs. Vancouver (2nd)	12/17/97
Quarter	14	John Lucas vs. Denver (2nd)	04/15/84
Season	816	Johnny Moore	1984-85
Career	4,474	Avery Johnson	1991-2001

TURNOVERS

Game	11	Most recent, Artis Gilmore at Dallas	04/16/83
Half	9	Artis Gilmore at Dallas (2nd)	04/16/83
Quarter	6	Artis Gilmore at Dallas (3rd)	04/16/83
Season	306	George Gervin	1977-78
Career	2,757	Tim Duncan	1997-present

STEALS

Game	11	Larry Kenon at Kansas City	12/26/76
Half	7	Most recent, Alvin Robertson vs. Miami (1st)	04/04/89
Quarter	7	Alvin Robertson vs. Detroit (1st)	03/25/88
Season	301	Alvin Robertson	1985-86
Career	1,388	David Robinson	1989-2003

BLOCKS

Game	13	George Johnson vs. Golden State	02/24/81
Half	11	George Johnson vs. Golden State (2nd)	02/24/81
Quarter	7	David Robinson vs. Minnesota (4th)	02/02/96
Season	320	David Robinson	1990-91
Career	2,954	David Robinson	1989-2003

SPURS TEAM RECORDS

POINTS

HIGHS	Overtime Game	171	vs. Milwaukee (3OT)	03/06/82
	Regulation Game	163	vs. San Diego	11/08/78
	1st Half	89	at Washington	03/20/77
	2nd Half	91	at Denver	01/11/84
	1st Quarter	47	vs. Denver	04/22/93
	2nd Quarter	50	at Houston	11/17/84
	3rd Quarter	47	vs. Boston	02/14/79
	4th Quarter	53	at Denver	01/11/84
	1st Overtime	20	at Seattle	01/30/77
	2nd Overtime	17	at Dallas	12/09/08
	3rd Overtime	14	Most recent, vs. Atlanta	03/20/84
	Season	9,862	(120.3 ppg)	1983-84
	Game	64	Most recent, at Utah	04/04/08
	1st Half	28	at Houston	01/15/05
	2nd Half	25	at Philadelphia	02/11/11
LOWS	1st Quarter	5	vs. Atlanta	02/25/08
	2nd Quarter	8	at Houston	12/01/01
	3rd Quarter	9	Most recent, at Boston	04/04/12

SPURS TEAM RECORDS

4th Quarter	8	Most recent, at New Orleans	03/12/08
1st Overtime	4	Most recent, vs. L.A. Lakers	11/13/97
2nd Overtime	5	vs. L.A. Lakers	10/26/85
3rd Overtime	14	Most recent, vs. Atlanta	03/20/84
Season	7,418	(90.5 ppg)	1996-97
Largest Margin of Victory	49	vs. Vancouver	11/08/95
Largest Margin of Defeat	46	at Phoenix	04/15/89

FIELD GOALS MADE

HIGHS	Game	68	vs. San Diego	11/08/78
			vs. Milwaukee (3OT)	03/06/82
	Half	36	vs. Boston (2nd)	02/14/79
	Quarter	22	vs. Boston (3rd)	02/14/79
	Season	3,927		1978-79
LOWS	Game	22	at Toronto	02/07/02
	Half	8	at Utah (2nd)	04/04/08
	Quarter	1	vs. Atlanta (1st)	02/25/08
	Season	2,827		1996-97

FIELD GOALS ATTEMPTED

HIGHS	Game	127	at Golden State	02/28/90
	Half	68	at Denver (1st)	02/04/81
	Quarter	39	at Denver (1st)	02/04/81
	Season	7,760		1978-79
LOWS	Game	57	Most recent, at Utah	01/23/02
	Half	24	vs. Cleveland (2nd)	11/01/97
	Quarter	9	vs. Cleveland (3rd)	11/01/97
	Season	6,187		1997-98

FIELD GOAL PERCENTAGE

HIGHS	Game	.707	at Dallas (53-75)	04/16/83
	Half	.839	vs. Cleveland (26-31) (1st)	12/11/04
	Quarter	.950	at Houston (19-20) (1st)	03/08/86
	Season	.513	(3,698-7,202)	1984-85
LOWS	Game	.239	at Toronto (22-92)	02/07/02
	Half	.220	at Seattle (9-41) (2nd)	03/06/81
	Quarter	.059	vs. Atlanta (1-17) (1st)	02/25/08
	Season	.442	(2,842-6,434)	2003-04

3-PT FIELD GOALS MADE

HIGHS	Game	17	Most recent, vs. Charlotte	3/19/11
	Half	12	at Seattle (2nd)	03/25/07
	Quarter	8	Most recent, vs. Philadelphia (3rd)	01/03/09
	Season High	625		2008-09
	Season Low	15		1980-81

3-PT FIELD GOALS ATTEMPTED

HIGHS	Game	35	Most recent, vs. Toronto	12/20/08
	Half	24	vs. Miami (2nd)	11/07/08
	Quarter	14	vs. Miami (3rd)	11/07/08
	Season High	1,620		2008-09
	Season Low	85		1980-81

3-PT FIELD GOAL PERCENTAGE

HIGHS	Game	1.000	vs. Milwaukee (6-6)	12/22/90
	Half	1.000	vs. Sacramento (8-8) (2nd)	02/21/02
	Season	.407	(445-1094)	2000-01
LOWS	Game	.000	at Dallas (0-12)	04/07/05
	Half	.000	vs. Atlanta (0-12) (2nd)	11/12/92
	Season	.176	(15-85)	1980-81

FREE THROWS MADE

HIGHS	Game	45	vs. Seattle	02/26/81
	Half	29	vs. Dallas (2nd)	11/29/84
	Quarter	21	at Denver (4th)	04/10/10
	Season	2,052		1980-81
LOWS	Game	2	vs. Dallas	11/20/99
	Half	0	Most recent, vs. Houston (2nd)	03/12/06
	Quarter	0	Numerous Times	
	Season	1,249		2008-09

FREE THROWS ATTEMPTED

HIGHS	Game	57	vs. Kansas City	11/17/83
	Half	40	at Denver (2nd)	04/10/10
	Quarter	28	at Denver (4th)	04/10/10
	Season	2,668		1980-81
LOWS	Game	5	vs. Dallas	11/20/99
	Half	0	at L.A. Lakers (1st)	02/06/79
	Quarter	0	Numerous Times	
	Season	1,641		2008-09

SPURS TEAM RECORDS

FREE THROW PERCENTAGE

HIGHS	Game	1.000	at Portland (24-24)	03/27/94
	Half	1.000	Most recent, vs. New Jersey (20-20) (1st)	12/09/89
	Quarter	1.000	vs. New York (17-17) (3rd)	12/13/78
	Season	.807	(2,042-2,528)	1979-80
LOWS	Game	.316	vs. L.A. Clippers (6-19)	12/13/05
	Half	.000	Numerous Times	
	Season	.681	(1,409-2,069)	2003-04

REBOUNDS

HIGHS	Game	75	vs. Houston (20T)	01/04/92
	Half	42	vs. Denver (2nd)	04/08/97
	Quarter	25	vs. Houston (4th)	04/01/83
	Season	3,886	(47.4 rpg)	1980-81
LOWS	Game	25	Most recent, at Portland	11/20/06
	Half	7	vs. Boston (1st)	03/13/86
	Quarter	2	Most recent, vs. Detroit (1st)	01/27/87
	Season	3,230	(39.4 rpg)	1996-97

OFFENSIVE REBOUNDS

HIGHS	Game	37	at Golden State	02/28/90
	Half	25	vs. Denver (2nd)	04/08/97
	Quarter	15	vs. Denver (4th)	04/08/97
	Season	1,304		1980-81
LOWS	Game	0	at Utah	01/23/02
	Half	0	Most recent, vs. Washington (1st)	03/06/09
	Quarter	0	Numerous Times	
	Season	728		2008-09

DEFENSIVE REBOUNDS

HIGHS	Game	52	vs. Denver	12/19/90
	Half	28	Most recent, at Houston (2nd)	11/14/06
	Quarter	18	vs. Houston (4th)	04/01/83
	Season	2,712		2000-01
LOWS	Game	15	Most recent, at Portland	11/21/86
	Half	3	vs. Boston (1st)	03/13/86
	Quarter	0	Most recent, at Utah (3rd)	02/18/89
	Season	2,129		1996-97

ASSISTS

HIGHS	Game	50	vs. Denver	04/15/84
	Half	27	Most recent, vs. Denver (2nd)	12/18/87
	Quarter	19	vs. Denver (2nd)	04/15/84
	Season	2,361		1983-84
LOWS	Game	8	at Utah	04/04/08
	Half	1	at Cleveland (2nd)	01/02/07
	Quarter	0	at Phoenix (1st)	12/15/09
	Season	1,636		2002-03

TURNOVERS

HIGHS	Game	40	Most recent, at Golden State	02/15/89
	Half	26	at Golden State (2nd)	02/15/89
	Quarter	17	Most recent, at Golden State (3rd)	02/15/89
	Season	1,689		1988-89
LOWS	Game	3	vs. Orlando	11/21/07
	Half	0	Most recent, vs. Orlando (1st)	11/21/07
	Quarter	0	Numerous Times	
	Season	963		2008-09

STEALS

HIGHS	Game	22	vs. Miami	01/23/89
	Half	13	Most recent, vs. Utah (2nd)	01/15/85
	Quarter	11	at Denver (2nd)	04/20/89
	Season	961		1988-89
LOWS	Game	0	Most recent, at New Jersey	02/14/11
	Half	0	Numerous Times	
	Season	474		2008-09

BLOCKS

HIGHS	Game	20	Most recent, vs. Chicago	11/26/99
	Half	15	vs. Golden State (2nd)	02/24/81
	Quarter	9	Most recent, vs. Philadelphia (3rd)	02/28/98
	Season	643		1980-81
LOWS	Game	0	Numerous Times	
	Season	325		1986-87

SPURS TEAM RECORDS

PERSONAL FOULS

HIGHS	Game	45	vs. Utah	11/08/97
	Half	28	at L.A. Lakers (2nd)	11/26/89
	Quarter	15	at Denver (2nd)	03/24/82
	Season	2,217	1981-82
LOWS	Game	7	at Houston	04/13/84
	Half	1	at Houston (2nd)	04/13/84
	Quarter	0	Numerous Times	
	Season	1,537	2007-08

WINS

Most Consecutive Wins	17	1995-96
Most Consecutive Home Wins	22	12/03/10-03/04/11
Most Consecutive Road Wins	9	2005-06
Most Wins, Season	63	2005-06
Most Home Wins, Season	38	2004-05
Most Road Wins, Season	29	1994-95, 2005-06

OPPONENT RECORDS

POINTS

INDIVIDUAL	Game	57	Purvis Short at Golden State	01/07/84
	1st Half	32	Larry Bird vs. Boston	02/21/87
	2nd Half	35	Billy Knight vs. Indiana	11/11/80
	1st Quarter	22	Most recent, Al Harrington vs. Atlanta	11/15/05
TEAM HIGHS	2nd Quarter	20	Most recent, Wally Szczerbiak at Seattle	11/25/07
	3rd Quarter	20	Michael Jordan at Chicago	01/17/92
	4th Quarter	26	Stephon Marbury at Phoenix	11/29/02
	Game	166	vs. Milwaukee (3OT)	03/06/82
TEAM LOWS	1st Half	90	vs. Denver	11/07/90
	2nd Half	87	vs. Atlanta	11/27/79
	1st Quarter	49	at Portland	11/25/90
	2nd Quarter	46	at Phoenix	04/15/89
TEAM HIGHS	3rd Quarter	48	vs. Denver	04/13/82
	4th Quarter	48	at Portland	01/09/77
	Season	9,884	(120.5 ppg)	1983-84
	Game	55	at Indiana	03/29/98
TEAM LOWS	1st Half	22	vs. Denver	11/27/02
	2nd Half	21	at Indiana	03/29/98
	1st Quarter	3	vs. Denver	11/27/02
	2nd Quarter	8	Most recent, at Minnesota	12/15/05
TEAM HIGHS	3rd Quarter	9	Most recent, vs. Portland	03/28/11
	4th Quarter	6	vs. Toronto	11/01/02
	Season	6,909	(84.3 ppg)	2003-04

FIELD GOALS MADE

INDIVIDUAL	Game	24	Purvis Short at Golden State	01/07/84
	Half	14	Purvis Short at Golden State (2nd)	01/07/84
	Quarter	11	Stephon Marbury at Phoenix (4th)	11/29/02
	Game	68	at New Orleans	04/09/78
TEAM HIGHS	Half	40	vs. Atlanta (1st)	11/27/79
	Season	4,000	1979-80
TEAM LOWS	Game	19	vs. Utah	11/08/97
	Half	7	vs. Sacramento (2nd)	11/02/07
	Season	2,613	2003-04

FIELD GOALS ATTEMPTED

INDIVIDUAL	Game	41	Kobe Bryant at L.A. Lakers	02/14/03
	Half	22	Stephon Marbury at Phoenix (2nd)	11/29/02
	Quarter	15	Most recent, Al Harrington vs. Atlanta (1st)	11/15/05
	Game	130	at Houston	04/13/84
TEAM HIGHS	Half	65	at Utah (2nd)	02/23/84
	Quarter	35	at Utah (3rd)	02/23/84
	Season	8,075	1976-77
TEAM LOWS	Game	56	at Memphis	02/24/06
	Half	27	at Memphis (2nd)	02/24/06
	Quarter	11	vs. Utah (2nd)	11/08/97
	Season	6,359	2004-05

OPPONENT RECORDS

FIELD GOAL PERCENTAGE

INDIVIDUAL HIGH	Game	1.000	Most recent, Devin Harris (8-8) at Dallas	11/05/05
INDIVIDUAL LOW	Game	.000	Tim Hardaway vs. Golden State (0-17)	12/21/91
TEAM HIGHS	Game	.663	at Denver (57-86)	01/02/76
	Season	.507	(3,704-7,310)	1986-87
TEAM LOWS	Game	.259	vs. Detroit (21-81)	02/21/99
	Half	.194	vs. Sacramento (1st)	11/02/07
	Season	.402	(1,631-4,061)	1998-99

3-PT FIELD GOALS MADE

INDIVIDUAL	Game	8	Reggie Williams vs. Golden State	12/08/10
	Half	6	Most recent, Matt Bullard at Atlanta (1st)	12/07/95
	Quarter	5	Most recent, Matt Bullard at Atlanta (2nd)	12/07/95
TEAM HIGHS	Game	16	at Miami	01/17/12
	Half	9	at Seattle (2nd)	03/28/06
	Quarter	7	vs. Memphis (3rd)	01/26/07
	Season	552		1996-97
TEAM LOWS	Game	0	Numerous Times	
	Season	45		1980-81

3-PT FIELD GOALS ATTEMPTED

INDIVIDUAL	Game	17	George McCloud at Dallas	03/29/96
	Half	11	George McCloud at Dallas (2nd)	03/29/96
	Quarter	10	George McCloud at Dallas (4th)	03/29/96
TEAM HIGHS	Game	32	vs. Golden State	04/07/07
	Half	18	Most recent, vs. Golden State (1st)	04/07/07
	Quarter	14	vs. Portland (4th)	04/08/02
	Season	1,425		1996-97
TEAM LOWS	Game	0	Numerous Times	
	Season	170		1980-81

3-PT FIELD GOAL PERCENTAGE

INDIVIDUAL	High Game	1.000	John Stockton vs. Utah (5-5)	03/14/92
	Low Game	.000	Most recent, Baron Davis at Golden State (0-7)	03/26/07
TEAM HIGHS	Game	1.000	Most recent, at Phoenix (2-2)	12/25/80
	Season	.387	(552-1,425)	1996-97
TEAM LOWS	Game	.000	Most recent, at Memphis (0-5)	03/01/11
	Season	.241	(52-216)	1983-84

FREE THROWS MADE

INDIVIDUAL	Game	20	Most recent, Moses Malone at Washington	03/14/88
	Half	14	Jay Vincent at Dallas (1st)	03/19/85
	Quarter	10	Most recent, Dirk Nowitzki vs. Dallas (2nd)	02/28/08
TEAM HIGHS	Game	46	at Denver	12/26/84
	Half	28	Most recent, at New York (2nd)	12/21/05
	Season	2,105		1988-89
TEAM LOWS	Game	3	Most recent, vs. L.A. Clippers	03/13/07
	Half	0	Most recent, vs. Sacramento (2nd)	04/12/09
	Season	1,233		2000-01

FREE THROWS ATTEMPTED

INDIVIDUAL	Game	22	Moses Malone at Washington	03/14/88
	Half	15	Dirk Nowitzki vs. Dallas (2nd)	02/28/08
	Quarter	11	Most recent, Dirk Nowitzki vs. Dallas (3rd)	02/28/08
TEAM HIGHS	Game	58	vs. Utah	03/29/97
	Half	37	vs. Utah (2nd)	03/29/97
	Season	2,714		1988-89
TEAM LOWS	Game	5	Most recent, vs. Dallas	11/04/08
	Half	0	Most recent, vs. Phoenix (2nd)	04/16/02
	Season	1,635		2008-09

FREE THROW PERCENTAGE

INDIVIDUAL	Game	1.000	Dominique Wilkins vs. Atlanta (18-18)	01/13/88
TEAM HIGHS	Game	1.000	Most recent, at Sacramento (16-16)	02/16/03
	Season	.777	(1,283-1,651)	2001-02
TEAM LOWS	Game	.313	vs. Denver (5-16)	04/18/07
	Season	.714	(1,491-2,089)	1994-95

REBOUNDS

INDIVIDUAL	Game	30	Andrew Bynum vs. L.A. Lakers	04/11/12
	Half	17	Most recent, Moses Malone at Houston (1st)	04/07/79
	Quarter	11	Most recent, Marcus Camby at Denver (2nd)	10/29/03
TEAM HIGHS	Game	77	at Houston (OT)	04/13/84
	Half	40	Most recent, at Denver (1st)	12/11/79
	Quarter	24	Most recent, vs. Golden State (4th)	02/24/81
	Season	4,016		1976-77
TEAM LOWS	Game	22	vs. Seattle	04/03/07
	Half	7	vs. Detroit (1st)	02/17/98
	Quarter	2	Most recent, vs. Golden State (3rd)	04/07/07
	Season	3,207		2006-07

OFFENSIVE REBOUNDS

INDIVIDUAL	Game	15	Moses Malone at Houston	04/07/79
	Half	10	Jahidi White at Washington (2nd)	01/15/02
	Quarter	7	Jahidi White at Washington (3rd)	01/15/02
TEAM HIGHS	Game	35	at Houston (OT)	04/13/84
	Half	19	at Dallas (1st)	04/16/83
	Season	1,345	1977-78
TEAM LOWS	Game	3	Most recent, at Atlanta	04/05/11
	Half	0	Most recent, at Detroit (2nd)	02/14/07
	Season	745	2008-09

DEFENSIVE REBOUNDS

INDIVIDUAL	Game	25	Artis Gilmore at Chicago	12/22/78
	Half	14	Artis Gilmore at Chicago (1st)	12/22/78
	Quarter	49	at New Orleans	11/05/76
TEAM HIGHS	Half	27	vs. L.A. Lakers (2nd)	04/13/98
	Quarter	17	vs. Sacramento (2nd)	02/16/86
	Season	2,687	1976-77
TEAM LOWS	Game	13	Most recent, at Dallas	01/15/94
	Half	5	vs. Utah (2nd)	11/27/04
	Quarter	0	vs. Denver (4th)	11/01/05
	Season	2,177	1980-81

ASSISTS

INDIVIDUAL	Game	28	John Stockton at Utah	01/15/91
	Half	15	John Stockton at Utah (2nd)	01/15/91
	Quarter	10	Most recent, Mark Price at Cleveland (1st)	03/23/93
TEAM HIGHS	Game	51	at Phoenix	02/02/79
	Half	28	vs. Atlanta (2nd)	11/27/79
	Quarter	17	at Dallas (1st)	01/26/88
TEAM LOWS	Season	2,537	1979-80
	Game	3	Most recent, at Houston	11/29/08
	Half	1	Most recent, vs. Boston (1st)	03/17/08
	Quarter	0	Most recent, at Washington (4th)	02/21/09
	Season	1,336	2005-06

TURNOVERS

INDIVIDUAL	Game	10	Most recent, Maurice Lucas at New Jersey	02/24/80
	Half	7	Most recent, Baron Davis at L.A. Clippers (1st)	02/06/10
	Quarter	37	at New Orleans	11/05/76
TEAM HIGHS	Half	22	vs. Portland (1st)	11/13/76
	Quarter	13	vs. Portland (2nd)	11/13/76
	Season	1,699	1978-79
TEAM LOWS	Game	3	vs. Sacramento	12/08/02
	Half	0	at New Jersey (2nd)	03/29/10
	Quarter	0	Numerous Times	
	Season	961	2008-09

STEALS

INDIVIDUAL	Game	8	Most recent, Chris Webber vs. Washington	11/26/97
	Half	6	Most recent, Chris Webber vs. Washington (1st)	11/26/97
	Quarter	4	Most recent, Josh Howard at Dallas (2nd)	11/05/05
TEAM HIGHS	Game	25	at Golden State	02/15/89
	Half	17	at Golden State (2nd)	02/15/89
	Quarter	10	at Golden State (3rd)	02/15/89
TEAM LOWS	Season	915	1988-89
	Game	0	vs. Minnesota	03/18/04
	Half	0	Numerous Times	
	Season	531	2008-09

BLOCKS

INDIVIDUAL	Game	14	Mark Eaton at Utah	02/18/89
	Half	7	Most recent, Hakeem Olajuwon vs. Toronto (1st)	12/12/01
	Quarter	6	Mark Eaton at Utah (2nd & 4th)	02/18/89
TEAM HIGHS	Game	19	at Utah	02/18/89
	Half	12	at L.A. Clippers (1st)	03/26/86
	Quarter	9	at Utah (1st)	02/18/89
TEAM LOWS	Season	545	1988-89
	Game	0	Numerous Times	
	Season	337	2006-07

PERSONAL FOULS

TEAM HIGHS	Game	43	Most recent, at Kansas City	12/11/84
	Half	22	Most recent, at Philadelphia (2nd)	02/12/99
	Quarter	17	vs. Cleveland (4th)	01/24/91
TEAM LOWS	Season	2,299	1982-83
	Game	5	vs. Dallas	11/20/99
	Half	2	Most recent, vs. Minnesota (1st)	12/13/07
	Quarter	0	Most recent, vs. New Orleans (4th)	01/26/08
	Season	1,511	

2008-09

SPURS PLAYOFF RECORDS

POINTS

INDIVIDUAL	Game	46	George Gervin vs. Washington	04/18/78
	Half	31	George Gervin vs. Washington (2nd)	04/18/78
	Quarter	21	Tim Duncan vs. Dallas (2nd)	05/17/06
TEAM HIGHS	Game	152	vs. Denver	04/27/83
	Half	82	vs. Denver (1st)	04/27/83
	Quarter	43	Most recent, at Phoenix (4th)	05/22/05
TEAM LOWS	Overtime	19	Most recent, vs. Sacramento	04/25/06
	Game	67	at Dallas	04/23/09
	Half	28	Most recent, at L.A. Lakers (2nd)	05/25/01
	Quarter	8	at L.A. Lakers (4th)	05/25/01
	Overtime	6	at Portland	05/15/90
Largest Margin of Victory		40	vs. Denver	05/04/83
Largest Margin of Defeat		47	at L.A. Lakers	04/17/86

FIELD GOALS MADE

INDIVIDUAL	Game	19	Most recent, George Gervin vs. Houston.	04/04/80
	Half	13	George Gervin vs. Washington (2nd)	05/11/79
	Quarter	10	George Gervin vs. Washington (3rd)	05/11/79
TEAM HIGHS	Game	67	vs. Denver	05/04/83
	Half	34	vs. Denver (2nd)	05/04/83
	Quarter	18	vs. Denver (3rd)	05/04/83
TEAM LOWS	Game	25	Most recent, at Dallas	04/23/09
	Half	7	vs. L.A. Lakers (2nd)	05/21/01
	Quarter	2	Most recent, vs. Phoenix (3rd)	04/25/00

FIELD GOALS ATTEMPTED

INDIVIDUAL	Game	32	George Gervin vs. Washington.	05/11/79
	Half	19	George Gervin vs. Washington (2nd)	05/11/79
	Quarter	13	Most recent, Tim Duncan vs. Detroit (3rd)	06/23/05
TEAM HIGHS	Game	124	vs. Denver	05/04/83
	Half	63	vs. Denver (2nd)	05/04/83
	Quarter	38	vs. Denver (3rd)	05/04/83
TEAM LOWS	Game	60	Most recent, at L.A. Lakers	05/23/99
	Half	27	vs. L.A. Lakers (2nd)	05/17/99
	Quarter	8	vs. L.A. Lakers (4th)	05/17/99

FIELD GOAL PERCENTAGE

INDIVIDUAL	Game	1.000	Numerous Times	
	Game	.622	vs. Phoenix (51-82)	04/26/96
	Half	.684	vs. Sacramento (26-38) (1st)	04/22/06
TEAM HIGHS	Quarter	.842	vs. Phoenix (16-19) (3rd)	04/26/96
	Game	.302	at L.A. Lakers (26-86)	05/15/04
	Half	.213	at L.A. Lakers (10-47) (2nd)	05/15/04
TEAM LOWS	Quarter	.125	vs. Utah (2-16) (4th)	04/30/94

3-PT FIELD GOALS MADE

INDIVIDUAL	Game	8	Michael Finley vs. Denver	05/02/07
	Half	5	Most recent, Manu Ginobili vs. L.A. Lakers (1st)	05/25/08
	Quarter	3	Most recent, Manu Ginobili vs. L.A. Lakers (2nd)	05/25/08
TEAM HIGHS	Game	13	Most recent, vs. L.A. Clippers	05/15/12
	Half	9	at New Orleans (1st)	05/03/08
	Quarter	6	Most recent, at New Orleans (1st)	05/03/08
TEAM LOWS	Game	0	Numerous Times	

3-PT FIELD GOALS ATTEMPTED

INDIVIDUAL	Game	12	Brent Barry vs. L.A. Lakers	05/27/08
	Half	8	Bruce Bowen at New Orleans (1st)	05/03/08
	Quarter	6	Most recent, Jaren Jackson at L.A. Lakers (4th)	05/23/99
TEAM HIGHS	Game	31	at New Orleans	05/03/08
	Half	17	at New Orleans (1st)	05/03/08
	Quarter	10	Most recent, at New Orleans (1st)	05/03/08
TEAM LOWS	Game	0	Numerous Times	

3-PT FIELD GOAL PERCENTAGE

INDIVIDUAL	Game	1.000	Michael Finley vs. Dallas (5-5)	04/18/09
	Game	.750	vs. Seattle (3-4)	05/02/82
	Half	1.000	Numerous Times	
TEAM HIGHS	Game	.000	Numerous Times	

FREE THROWS MADE

INDIVIDUAL	Game	19	Tim Duncan at L.A. Lakers	05/22/99
	Half	13	David Robinson vs. Phoenix (2nd)	05/16/93
	Quarter	11	Manu Ginobili at Utah (4th)	05/28/07
TEAM HIGHS	Game	39	Most recent, at Denver	05/02/05
	Half	27	Most recent, at L.A. Lakers (1st)	05/23/99
	Quarter	19	at Utah (4th)	05/28/07
TEAM LOWS	Game	5	at L.A. Lakers	05/23/08
	Half	1	Most recent, at L.A. Lakers (1st)	05/29/08
	Quarter	0	Numerous Times	

SPURS PLAYOFF RECORDS

FREE THROWS ATTEMPTED

INDIVIDUAL	Game	23	Most recent, Tim Duncan vs. Dallas	05/22/06
	Half	15	David Robinson vs. Phoenix (2nd)	05/16/93
	Quarter	13	Manu Ginobili at Utah (4th)	05/28/07
TEAM HIGHS	Game	54	at L.A. Lakers	05/23/99
	Half	37	at L.A. Lakers (1st)	05/23/99
TEAM LOWS	Quarter	25	Most recent, at Utah (4th)	05/28/07
	Game	9	vs. Washington	04/25/78
	Half	2	at L.A. Lakers (1st)	05/29/08
	Quarter	0	Numerous times	

FREE THROW PERCENTAGE

INDIVIDUAL	Game	1.000	Tim Duncan vs. Phoenix (15-15)	05/28/05
	Half	1.000	Most recent, Tim Duncan at L.A. Lakers (12-12) (1st)	05/22/99
	Quarter	1.000	Numerous Times	
TEAM HIGHS	Game	.947	vs. Seattle (18-19)	05/03/02
	Half	1.000	Numerous Times	
TEAM LOWS	Game	.429	vs. L.A. Lakers (9-21)	05/02/04
	Half	.111	vs. L.A. Lakers (1-9) (2nd)	05/02/04
	Quarter	.000	Numerous Times	

REBOUNDS

INDIVIDUAL	Game	24	Tim Duncan at Dallas	05/22/03
	Half	15	Tim Duncan vs. Dallas (1st)	05/07/01
	Quarter	11	Tim Duncan at Phoenix (2nd)	04/25/03
TEAM HIGHS	Game	75	vs. Denver	05/04/83
	Half	38	vs. Denver (2nd)	05/04/83
TEAM LOWS	Quarter	25	vs. Denver (4th)	05/04/83
	Game	18	at L.A. Lakers	04/17/86
	Half	4	at L.A. Lakers (1st)	04/17/86
	Quarter	0	at L.A. Lakers (2nd)	04/17/86

OFFENSIVE REBOUNDS

INDIVIDUAL	Game	10	David Robinson at L.A. Lakers	05/14/95
	Half	7	Nazr Mohammed vs. Denver (2nd)	04/24/05
	Quarter	5	Most recent, David Robinson at Portland (3rd)	05/15/90
TEAM HIGHS	Game	27	at Philadelphia	04/20/78
	Half	17	vs. Phoenix (2nd)	04/29/92
TEAM LOWS	Quarter	10	at Portland (2nd)	05/15/90
	Game	3	Most recent, vs. L.A. Lakers	05/25/08
	Half	0	vs. New York (1st)	06/18/99
	Quarter	0	Numerous Times	

DEFENSIVE REBOUNDS

INDIVIDUAL	Game	20	Tim Duncan at Phoenix	04/25/03
	Half	11	Most recent, Tim Duncan vs. L.A. Lakers (2nd)	05/27/08
	Quarter	10	Tim Duncan at Phoenix (2nd)	04/25/03
TEAM HIGHS	Game	56	vs. Denver	05/04/83
	Half	28	vs. Denver (1st and 2nd)	05/04/83
TEAM LOWS	Quarter	15	vs. Denver (2nd)	05/04/83
	Game	13	at L.A. Lakers	04/17/86
	Half	3	at L.A. Lakers (1st)	04/17/86
	Quarter	0	at L.A. Lakers (2nd)	04/17/86

ASSISTS

INDIVIDUAL	Game	20	Johnny Moore vs. Denver	04/27/83
	Half	11	Most recent, Rod Strickland vs. Portland (2nd)	05/10/90
	Quarter	8	Avery Johnson vs. Phoenix (3rd)	04/26/96
TEAM HIGHS	Game	51	vs. Denver	05/04/83
	Half	27	vs. Denver (2nd)	05/04/83
TEAM LOWS	Quarter	16	vs. Denver (3rd)	05/04/83
	Game	10	at Dallas	04/23/09
	Half	2	at Utah (2nd)	05/28/07
	Quarter	1	Numerous times	

PERSONAL FOULS

TEAM HIGHS	Game	37	Most recent, at Portland	05/01/93
	Half	19	Most recent, at L.A. Lakers (2nd)	05/15/04
	Quarter	16	at L.A. Lakers (4th)	05/15/04
TEAM LOWS	Game	13	vs. New York	06/18/99
	Half	4	vs. Minnesota (2nd)	05/11/99
	Quarter	0	vs. Minnesota (3rd)	05/11/99

SPURS PLAYOFF RECORDS

STEALS

INDIVIDUAL	Game	6	Most recent, Avery Johnson at Utah	05/12/96
	Half	4	Most recent, Ime Udoka vs. New Orleans (2nd)	05/11/08
	Quarter	3	Most recent, Tim Duncan at New Orleans (1st)	05/03/08
TEAM HIGHS	Game	17	at L.A. Lakers	04/29/88
	Half	11	at L.A. Lakers (1st)	04/29/88
TEAM LOWS	Quarter	7	at L.A. Lakers (1st)	04/29/88
	Game	1	Most recent, at New Orleans	05/13/08
	Half	0	Numerous Times	

BLOCKS

INDIVIDUAL	Game	9	Tim Duncan vs. Phoenix	05/18/07
	Half	7	David Robinson vs. Golden State (2nd)	04/25/91
TEAM HIGHS	Quarter	5	Most recent, Tim Duncan vs. Phoenix (1st)	05/18/07
	Game	14	vs. Houston	04/08/81
	Half	10	vs. Utah (1st)	04/30/94
TEAM LOWS	Quarter	7	vs. Houston (3rd)	04/08/81
	Game	0	vs. Dallas	04/18/09
	Half	0	Numerous Times	

TURNOVERS

INDIVIDUAL	Game	10	Tim Duncan at L.A. Lakers	05/05/02
	Half	7	Tim Duncan at L.A. Lakers (2nd)	05/05/02
TEAM HIGHS	Quarter	5	Most recent, Tim Duncan vs. Phoenix (4th)	05/14/07
	Game	26	at Denver	04/28/85
	Half	18	at Denver (1st)	04/28/85
TEAM LOWS	Quarter	14	at Denver (1st)	04/28/85
	Game	7	Most recent, vs. Utah	05/30/07
	Half	2	Most recent, vs. Utah (2nd)	05/30/07
	Quarter	0	Most recent, vs. Phoenix (2nd)	04/19/08

STREAKS

Consecutive Wins	12	05/13/99–06/18/99
Consecutive Losses	7	1983–88

OPPONENT PLAYOFF RECORDS

POINTS

INDIVIDUAL	Game	45	Kobe Bryant vs. L.A. Lakers	05/19/01
	Half	28	Most recent, Kevin Durant, at Oklahoma City (2nd)	06/02/12
	Quarter	23	Goran Dragic vs. Phoenix (4th)	05/07/10
TEAM HIGHS	Game	141	Most recent, at Denver	04/18/85
	Half	83	at Houston (2nd)	04/06/80
	Quarter	45	at Houston (4th)	04/06/80
TEAM LOWS	Overtime	15	vs. Dallas	05/22/06
	Game	63	at Portland	06/04/99
	Half	25	at Portland (2nd)	06/04/99
	Quarter	8	Most recent, vs. Dallas (1st)	04/29/10

FIELD GOALS MADE

INDIVIDUAL	Game	19	Most recent, Kobe Bryant vs. L.A. Lakers	05/19/01
	Half	13	Kobe Bryant vs. L.A. Lakers (2nd)	05/19/01
	Quarter	10	Moses Malone at Houston (2nd)	04/10/81
TEAM HIGHS	Game	58	at Houston	04/06/80
	Half	33	at Houston (2nd)	04/06/80
	Quarter	17	at Houston (3rd)	04/06/80
TEAM LOWS	Game	19	at Portland	06/04/99
	Half	8	at Portland (2nd)	06/04/99
	Quarter	2	vs. Utah (3rd)	05/09/98

FIELD GOALS ATTEMPTED

INDIVIDUAL	Game	38	Kobe Bryant vs. L.A. Lakers	05/05/03
	Half	20	Kobe Bryant vs. L.A. Lakers (2nd)	05/19/01
	Quarter	14	Amare Stoudemire at Phoenix (4th)	06/01/05
TEAM HIGHS	Game	111	vs. Washington	05/11/79
	Half	57	Most recent, vs. Washington (2nd)	05/11/79
	Quarter	31	vs. Washington (3rd)	05/11/79
TEAM LOWS	Game	66	Most recent, at Dallas	05/13/06
	Half	27	vs. Memphis (2nd)	04/17/04
	Quarter	10	vs. Memphis (4th)	04/17/04

OPPONENT PLAYOFF RECORDS

FIELD GOAL PERCENTAGE

INDIVIDUAL	Game	1.000	Most recent, Vladimir Radmanovic at L.A. Lakers (5-5) . . .	05/21/08
TEAM HIGHS	Game	.663	at L.A. Lakers (57-86)	04/17/86
	Half	.743	at Phoenix (26-35) (1st)	05/18/93
	Quarter	.850	at L.A. Lakers (17-20) (2nd)	04/17/86
TEAM LOWS	Game	.247	at Portland (19-77)	06/04/99
	Half	.200	at Portland (8-40) (2nd)	06/04/99
	Quarter	.118	vs. Utah (2-17) (3rd)	05/09/98

3-PT FIELD GOALS MADE

INDIVIDUAL	Game	6	Most recent, Derek Fisher at L.A. Lakers	05/27/01
TEAM HIGHS	Half	5	Most recent, Goran Dragic vs. Phoenix (2nd)	05/07/10
	Game	15	vs. Phoenix	05/07/10
	Half	9	Most recent, vs. Phoenix (2nd)	05/07/10
TEAM LOWS	Quarter	6	Most recent, vs. Phoenix (4th)	05/07/10
	Game	0	Numerous Times	

3-PT FIELD GOALS ATTEMPTED

INDIVIDUAL	Game	11	Kobe Bryant vs. L.A. Lakers	05/13/03
TEAM HIGHS	Half	11	Kobe Bryant vs. L.A. Lakers (2nd)	05/13/03
	Game	31	at Dallas	05/25/03
	Half	17	at Dallas (2nd)	04/27/10
TEAM LOWS	Quarter	11	at Dallas (4th)	04/27/10
	Game	0	Numerous Times	

3-PT FIELD GOAL PERCENTAGE

INDIVIDUAL	Game	1.000	Most recent, Goran Dragic vs. Phoenix (5-5)	05/07/10
TEAM HIGHS	Game	1.000	Numerous Times	
	Half	1.000	Numerous Times	
	Quarter	1.000	Numerous Times	
TEAM LOWS	Game	.000	Numerous Times	

FREE THROWS MADE

INDIVIDUAL	Game	21	Dirk Nowitzki at Dallas	05/13/06
TEAM HIGHS	Half	13	Moses Malone vs. Houston (2nd)	04/14/81
	Quarter	9	Most recent, Dirk Nowitzki at Dallas (4th)	05/13/06
	Game	49	vs. Dallas	05/19/03
TEAM LOWS	Half	28	vs. Dallas (2nd)	05/19/03
	Quarter	20	vs. Dallas (4th)	05/19/03
	Game	4	Most recent, at Dallas	05/23/03
TEAM LOWS	Half	0	at L.A. Lakers (1st)	05/07/02
	Quarter	0	Numerous Times	

FREE THROWS ATTEMPTED

INDIVIDUAL	Game	24	Dirk Nowitzki at Dallas	05/13/06
TEAM HIGHS	Half	14	Most recent, Shaquille O'Neal vs. Phoenix (1st)	04/29/08
	Quarter	10	Most recent, Shaquille O'Neal vs. Phoenix (2nd)	04/29/08
	Game	51	at Portland	05/08/90
TEAM LOWS	Half	27	at Dallas (2nd)	05/13/06
	Quarter	22	at Dallas (4th)	05/13/06
	Game	5	vs. Utah	05/09/96
TEAM LOWS	Half	1	at Houston (2nd)	04/15/81
	Quarter	0	Numerous times	

FREE THROW PERCENTAGE

INDIVIDUAL	Game	1.000	Jack Sikma at Seattle (14-14)	04/27/82
TEAM HIGHS	Game	1.000	vs. Dallas (23-23)	05/27/03
	Half	1.000	at Denver (18-18) (2nd)	05/01/90
	Quarter	1.000	vs. L.A. Lakers (7-18)	05/05/04
TEAM LOWS	Game	.389	vs. L.A. Lakers (0-2) (1st)	05/07/02
	Half	.000	Numerous times	
	Quarter	.000	Numerous times	

REBOUNDS

INDIVIDUAL	Game	23	Elvin Hayes vs. Washington	05/09/79
TEAM HIGHS	Half	15	Elvin Hayes vs. Washington (2nd)	05/09/79
	Quarter	11	Elvin Hayes vs. Washington (4th)	05/09/79
	Game	63	Most recent, at L.A. Lakers	05/25/01
TEAM LOWS	Half	36	at Boston (1st)	04/12/77
	Quarter	22	Most recent, vs. Utah (2nd)	05/30/07
	Game	29	vs. Seattle	04/20/02
TEAM LOWS	Half	10	vs. Sacramento (1st)	04/22/06
	Quarter	4	Most recent, vs. Dallas (1st)	04/20/09

OPPONENT PLAYOFF RECORDS

OFFENSIVE REBOUNDS

INDIVIDUAL	Game	11	Most recent, Wes Unseld vs. Washington	05/11/79
	Half	8	Shaquille O'Neal at L.A. Lakers (1st)	05/11/03
	Quarter	6	Shaquille O'Neal at L.A. Lakers (1st)	05/11/03
TEAM HIGHS	Game	28	Most recent, vs. Washington	05/11/79
	Half	16	vs. Washington (1st)	04/16/78
	Quarter	11	vs. Washington (3rd)	05/11/79
TEAM LOWS	Game	3	Most recent, at L.A. Lakers	05/23/08
	Half	0	Most recent, at L.A. Lakers (1st)	05/23/08
	Quarter	0	Numerous Times	

DEFENSIVE REBOUNDS

INDIVIDUAL	Game	19	Dirk Nowitzki at Dallas	05/19/06
	Half	10	Most recent, Marcus Camby vs. Denver (2nd)	05/02/07
	Quarter	8	Marcus Camby vs. Denver (3rd)	05/02/07
TEAM HIGHS	Game	46	at Dallas	04/23/09
	Half	26	at Dallas (1st)	04/23/09
	Quarter	16	at Philadelphia (1st)	04/29/79
TEAM LOWS	Game	19	Most recent, vs. Sacramento	05/02/06
	Half	4	vs. Sacramento (1st)	04/22/06
	Quarter	1	at Philadelphia (3rd)	04/22/79

ASSISTS

INDIVIDUAL	Game	19	Most recent, John Stockton vs. Utah	05/07/96
	Half	11	Kevin Johnson vs. Phoenix (1st)	04/28/96
	Quarter	8	Kevin Johnson at Phoenix (2nd)	04/26/92
TEAM HIGHS	Game	40	Most recent, at L.A. Lakers	04/29/88
	Half	22	at L.A. Lakers (1st)	04/29/88
	Quarter	14	vs. Denver (1st)	04/26/83
TEAM LOWS	Game	8	Most recent, vs. Dallas	05/07/06
	Half	1	vs. Dallas (2nd)	05/07/06
	Quarter	0	Most recent, vs. Dallas (4th)	05/22/06

PERSONAL FOULS

TEAM HIGHS	Game	39	Most recent, at L.A. Lakers	05/23/99
	Half	25	at L.A. Lakers (1st)	05/23/99
	Quarter	15	vs. Phoenix (4th)	04/29/98

STEALS

INDIVIDUAL	Game	7	Charles Barkley at Phoenix	05/13/93
	Half	6	Maurice Cheeks at Philadelphia (1st)	04/22/79
	Quarter	3	Numerous Times	
TEAM HIGHS	Game	15	Most recent, vs. Houston	05/30/95
	Half	9	Most recent, vs. L.A. Lakers (2nd)	05/17/99
	Quarter	7	vs L.A. Lakers (4th)	05/17/99
TEAM LOWS	Game	0	vs. Sacramento	04/22/06
	Half	0	Numerous Times	

BLOCKS

INDIVIDUAL	Game	8	Shaquille O'Neal at L.A. Lakers	05/09/04
	Half	6	Shaquille O'Neal at L.A. Lakers (2nd)	05/14/02
	Quarter	5	Ben Wallace at Detroit (1st)	06/14/05
TEAM HIGHS	Game	14	at L.A. Lakers	05/11/82
	Half	10	at L.A. Lakers (2nd)	05/18/83
	Quarter	6	at L.A. Lakers (3rd)	05/18/83
TEAM LOWS	Game	0	Numerous Times	

TURNOVERS

INDIVIDUAL	Game	9	Magic Johnson at L.A. Lakers	04/17/86
	Half	5	Most recent, Shareef Abdur Rahim (1st)	05/05/06
	Quarter	27	vs. Philadelphia	04/15/79
TEAM HIGHS	Game	17	at L.A. Lakers (1st)	04/29/88
	Half	11	vs. L.A. Lakers (4th)	05/02/04
	Quarter	6	Most recent, at New Orleans	05/13/08
TEAM LOWS	Game	0	vs. L.A. Lakers (1st)	05/10/02
	Quarter	0	Most recent, at Dallas (1st)	04/27/10



THE NBA



NBA ENTERTAINMENT WOMEN'S NATIONAL BASKETBALL ASSOCIATION NBA DEVELOPMENT LEAGUE

NEW YORK

Olympic Tower
645 Fifth Avenue
New York, NY 10022
Telephone: (212) 407-8000
Fax: (212) 832-3861

NBA STORE

590 Fifth Avenue
New York, NY 10103
Telephone: (212) 515-6221

NEW JERSEY

100 Plaza Drive
Secaucus, NJ 07094
Telephone: (201) 865-1500
Fax: (201) 974-5973

NBA CITY

6068 Universal Boulevard
Orlando, FL 32819
Telephone: (407) 363-5919
Fax: (407) 370-3178

INTERNATIONAL OFFICES

EUROPE

HEADQUARTERS - NBA EMEA
125 Kensington High Street
London, W8 5SF, UK
TEL: 011-44-20-7795-8921
FAX: 011-44-20-7795-8901

ITALY

Via Dogana 3
20123, Milano, Italy
TEL: 011-39-02-8648-9361
FAX: 011-39-02-809-250

RUSSIA

10 Presnenskaya nab
123317 Moscow
Tel: 011-74-95-9677-942

SPAIN

pq. Empresarial 'La Finca'
Edif. 15A, 28223
Pozuelo de Alarcón
Madrid, Spain
TEL: 011-34-91297-9700
FAX: 011-34-91799-5999

TURKEY

Astoria Is Merkezi
Buyukdere Cad.
No:127 A Kule K:9
Esentepe 34394,
Istanbul, Turkey
TEL : +90 212 340 7600
FAX: +90 212 340 7601

MEXICO

Jose Maria Castorena 324
Suite #206-207
Col. Cuajimalpa, Mexico, D.F.
C.P. 05000
Telephone: 011-5255-813-
6699/7000
Fax: 011-5255-812-7464

CANADA

40 Bay Street, Suite 400
Toronto, Ontario
Canada M5J 2X2
Telephone: 416-364-2030
Fax: 416-364-0205

ASIA/PACIFIC

HONG KONG
3101, The Lee Gardens
33 Hysan Avenue
Causeway Bay, Hong Kong
Telephone: 011 852-2843-9600
Fax: 011 852-2536-4808

TAIWAN

Suite 1303, No. 88, Section 2,
Chung Hsiao East Road
Taipei, Taiwan ROC
Telephone: 886-2-2358-1900
Fax: 886-2-2358-1098

KOREA

41F Gangnam Finance Center
737 Yeoksam-dong, Gangnam-
gu
Seoul Korea 135-984
Telephone: 822 2008 4617
Fax: 822 2008 4618

CHINA—BEIJING

19th Floor, Office Tower 2,
China Central Place,
No. 79 Jianguo Road,
Chaoyang District,
Beijing 100025, China
Telephone: (86)10-5200-8200
Fax: (86)10-5200-8202

CHINA—SHANGHAI

Unit 2703-08, 27/F,
Tower, 2, Plaza 66
1366 Nanjing West Road
Shanghai 200040, China
Telephone: (86)21-6137-2200
Fax: (86)-21-6288-9920

NBA D-LEAGUE TEAM DIRECTORY



NBA DEVELOPMENT LEAGUE

477 Madison Avenue, 3rd Floor

New York, NY 10022

212-407-8700

2011-12 NBA D-LEAGUE FINAL STANDINGS

EAST	W-L	Pct	Gb	Home W-L	Away W-L	Last 10	Streak
Springfield	29-21	0.580	0.0	19-6	10-15	7-3	Won 2
Dakota	29-21	0.580	0.0	17-8	12-13	8-2	Lost 1
Erie 5x	28-22	0.560	1.0	16-9	12-13	6-4	Won 1
Canton	27-23	0.540	2.0	15-10	12-13	5-5	Lost 1
Iowa	25-25	0.500	4.0	17-8	8-17	3-7	Lost 3
Maine	21-29	0.420	8.0	11-14	10-15	5-5	Won 3
Sioux Falls	15-35	0.300	14.0	10-15	5-20	4-6	Lost 1
Fort Wayne	14-36	0.280	15.0	7-18	7-18	3-7	Won 1
WEST	W-L	Pct	Gb	Home W-L	Away W-L	Last 10	Streak
Los Angeles	38-12	0.760	0.0	21-4	17-8	9-1	Won 4
Austin	33-17	0.660	5.0	19-6	14-11	9-1	Won 1
Bakersfield	28-22	0.560	10.0	17-8	11-14	5-5	Lost 2
Texas	24-26	0.480	14.0	15-10	9-16	3-7	Lost 6
Rio Grande Valley	24-26	0.480	14.0	11-14	13-12	2-8	Won 1
Tulsa o	23-27	0.460	15.0	13-12	10-15	5-5	Lost 2
Reno o	21-29	0.420	17.0	12-13	9-16	3-7	Lost 1
Idaho o	21-29	0.420	17.0	13-12	8-17	5-5	Won 3

ALL-TIME NBA LEADERS

(ACTIVE 2011-12 PLAYERS IN CAPITAL LETTERS)

MOST GAMES PLAYED

Robert Parish	1,611
Kareem Abdul-Jabbar	1,560
John Stockton	1,504
Karl Malone	1,476
Moses Malone	1,455
Kevin Willis	1,424
Reggie Miller	1,389
Clifford Robinson	1,380
Gary Payton	1,335
Artis Gilmore	1,329

MOST MINUTES PLAYED

Kareem Abdul-Jabbar	57,446
Karl Malone	54,852
Elvin Hayes	50,000
JASON KIDD	48,068
Wilt Chamberlain	47,859
John Stockton	47,764
Reggie Miller	47,619
Gary Payton	47,117
John Havlicek	46,471
KEVIN GARNETT	45,779

MOST FIELD GOALS MADE

Kareem Abdul-Jabbar	15,837
Karl Malone	13,528
Wilt Chamberlain	12,681
Michael Jordan	12,192
Shaquille O'Neal	11,330
Elvin Hayes	10,976
Hakeem Olajuwon	10,749
Alex English	10,659
John Havlicek	10,513
KOBE BRYANT	10,286

MOST FIELD GOALS ATTEMPTED

Kareem Abdul-Jabbar	28,307
Karl Malone	26,210
Michael Jordan	24,537
Elvin Hayes	24,272
John Havlicek	23,930
Wilt Chamberlain	23,497
KOBE BRYANT	22,706
Dominique Wilkins	21,589
Alex English	21,036
Hakeem Olajuwon	20,991

HIGHEST FIELD GOAL PERCENTAGE

(2,000 FGM minimum)

Player	FGM	FGA	Pct
Artis Gilmore	5,732	9,570	.599
Shaquille O'Neal	11,330	19,457	.582
Mark West	2,528	4,356	.580
TYSON CHANDLER	2,287	3,956	.578
DWIGHT HOWARD	4,034	6,988	.577
Steve Johnson	2,841	4,965	.572
Darryl Dawkins	3,477	6,079	.572
James Donaldson	3,105	5,442	.571
Bo Outlaw	2,005	3,534	.567
Jeff Ruland	2,105	3,734	.564

MOST FREE THROWS MADE

Karl Malone	9,787
Moses Malone	8,531
Oscar Robertson	7,694
KOBE BRYANT	7,407
Michael Jordan	7,327
Jerry West	7,160
Dolph Schayes	6,979
Adrian Dantley	6,832
Kareem Abdul-Jabbar	6,712
Allen Iverson	6,375

MOST FREE THROWS ATTEMPTED

Karl Malone	13,188
Wilt Chamberlain	11,862
Shaquille O'Neal	11,252
Moses Malone	11,090
Kareem Abdul-Jabbar	9,304
Oscar Robertson	9,185
KOBE BRYANT	8,842
Jerry West	8,801
Michael Jordan	8,772
Charles Barkley	8,643

HIGHEST FREE THROW PERCENTAGE

(1,200 FTM minimum)

Player	FTM	FTA	Pct
STEVE NASH	2,931	3,102	.904
Mark Price	2,135	2,362	.904
Rick Barry	3,818	4,243	.900
Peja Stojakovic	2,237	2,500	.895
RAY ALLEN	4,153	4,646	.894
CHAUNCEY BILLUPS	4,441	4,969	.894
Calvin Murphy	3,445	3,864	.892
Scott Skiles	1,548	1,741	.889
Reggie Miller	6,237	7,026	.888
Larry Bird	3,960	4,471	.886

MOST 3-PT. FIELD GOALS MADE

RAY ALLEN	2,718
Reggie Miller	2,560
JASON KIDD	1,874
JASON TERRY	1,788
CHAUNCEY BILLUPS	1,783
Peja Stojakovic	1,760
Dale Ellis	1,719
RASHARD LEWIS	1,690
PAUL PIERCE	1,678
STEVE NASH	1,620

MOST 3-PT. FIELD GOALS ATTEMPTED

RAY ALLEN	6,788
Reggie Miller	6,486
JASON KIDD	5,376
JASON TERRY	4,706
CHAUNCEY BILLUPS	4,587
PAUL PIERCE	4,546
Peja Stojakovic	4,392
RASHARD LEWIS	4,360
Tim Hardaway	4,345
Nick Van Exel	4,278

HIGHEST 3-POINT FIELD GOAL PERCENTAGE

(250 3FGM Minimum)

Player	3FGM	3FGA	Pct
Steve Kerr	726	1,599	.454
Hubert Davis	728	1,651	.441
STEPHEN CURRY	372	843	.441
Drazen Petrovic	255	583	.437
STEVE NOVAK	347	795	.436
JASON KAPONO	457	1,054	.434
Tim Legler	260	603	.431
STEVE NASH	1,620	3,785	.428
ANTHONY MORROW	442	1,037	.426
B.J. Armstrong	436	1,026	.425

MOST OFFENSIVE REBOUNDS

Moses Malone	6,731
Robert Parish	4,598
Buck Williams	4,526
Dennis Rodman	4,329
Charles Barkley	4,260
Shaquille O'Neal	4,209
Kevin Willis	4,132
Hakeem Olajuwon	4,034
Charles Oakley	3,924
Dikembe Mutombo	3,808

(ACTIVE 2011-12 PLAYERS IN CAPITAL LETTERS)

MOST DEFENSIVE REBOUNDS

Karl Malone	11,406
KEVIN GARNETT	10,302
Robert Parish	10,117
Hakeem Olajuwon	9,714
Moses Malone	9,481
Kareem Abdul-Jabbar	9,394
TIM DUNCAN	9,241
Shaquille O'Neal	8,890
Patrick Ewing	8,855
Dikembe Mutombo	8,551

MOST TOTAL REBOUNDS

Wilt Chamberlain	23,924
Bill Russell	21,620
Moses Malone	17,834
Kareem Abdul-Jabbar	17,440
Artis Gilmore	16,330
Elvin Hayes	16,279
Karl Malone	14,968
Robert Parish	14,715
Nate Thurmond	14,464
Walt Bellamy	14,241

MOST ASSISTS

John Stockton	15,806
JASON KIDD	11,842
Mark Jackson	10,334
Magic Johnson	10,141
STEVE NASH	9,916
Oscar Robertson	9,887
Isiah Thomas	9,061
Gary Payton	8,966
Rod Strickland	7,987
ANDRE MILLER	7,472

MOST PERSONAL FOULS

Kareem Abdul-Jabbar	4,657
Karl Malone	4,578
Artis Gilmore	4,529
Robert Parish	4,443
Caldwell Jones	4,436
Charles Oakley	4,421
Hakeem Olajuwon	4,383
Buck Williams	4,267
Elvin Hayes	4,193
Clifford Robinson	4,175

MOST DISQUALIFICATIONS

Vern Mikkelsen	127
Walter Dukes	121
Shawn Kemp	115
Charlie Share	105
Paul Arizin	101
Darryl Dawkins	100
James Edwards	96
Tom Gola	94
Tom Sanders	94
Steve Johnson	93

MOST STEALS

John Stockton	3,265
JASON KIDD	2,559
Michael Jordan	2,514
Gary Payton	2,445
Maurice Cheeks	2,310
Scottie Pippen	2,307
Julius Erving	2,272
Clyde Drexler	2,207
Hakeem Olajuwon	2,162
Alvin Robertson	2,112

MOST BLOCKED SHOTS

Hakeem Olajuwon	3,830
Dikembe Mutombo	3,289
Kareem Abdul-Jabbar	3,189
Artis Gilmore	3,178
Mark Eaton	3,064
David Robinson	2,954
Patrick Ewing	2,894
Shaquille O'Neal	2,732
Tree Rollins	2,542
TIM DUNCAN	2,469

HIGHEST SCORING AVERAGE

(400 Games or 10,000 Points Minimum)

Player	G	FGM	FTM	Pts	Avg
Michael Jordan	1072	12,192	7,327	32,292	30.12
Wilt Chamberlain	1045	12,681	6,057	31,419	30.07
LEBRON JAMES	689	6,794	4,540	19,045	27.6
Elgin Baylor	846	8,693	5,763	23,149	27.4
Jerry West	932	9,016	7,160	25,192	27.0
Allen Iverson	914	8,467	6,375	24,368	26.7
Bob Pettit	792	7,349	6,182	20,880	26.4
Oscar Robertson	1040	9,508	7,694	26,710	25.7
KOBE BRYANT	1161	10,286	7,407	29,484	25.4
DWYANE WADE	596	5,292	4,082	14,990	25.2

POINTS

Kareem Abdul-Jabbar	38,387
Karl Malone	36,928
Michael Jordan	32,292
Wilt Chamberlain	31,419
Julius Erving	30,026
Moses Malone	29,580
KOBE BRYANT	29,484
Shaquille O'Neal	28,596
Dan Issel	27,482
Elvin Hayes	27,313

ACTIVE NBA LEADERS

(PLAYERS WHO WERE ON ACTIVE ROSTERS OR ON INJURED LIST DURING 2011-12 SEASON)

MOST GAMES PLAYED

Derek Fisher	229
Kobe Bryant	220
Tim Duncan	190
Tony Parker	152
Jason Kidd	146
Chauncey Billups	140
Manu Ginobili	136
Paul Pierce	130
Ben Wallace	130
Ray Allen	128
Dirk Nowitzki	128

MOST MINUTES PLAYED

Kobe Bryant	8,641
Tim Duncan	7,414
Derek Fisher	6,298
Jason Kidd	5,841
Tony Parker	5,523
Dirk Nowitzki	5,279
Chauncey Billups	5,206
Paul Pierce	5,152
LeBron James	4,994
Richard Hamilton	4,971

MOST FIELD GOALS ATTEMPTED

Kobe Bryant	4,499
Tim Duncan	3,191
Tony Parker	2,467
LeBron James	2,379
Dirk Nowitzki	2,349
Richard Hamilton	2,121
Kevin Garnett	2,093
Dwyane Wade	2,059
Paul Pierce	2,051
Jason Kidd	1,818

MOST FIELD GOALS MADE

Kobe Bryant	2,014
Tim Duncan	1,600
Tony Parker	1,136
LeBron James	1,115
Dirk Nowitzki	1,087
Kevin Garnett	996
Dwyane Wade	985
Richard Hamilton	933
Paul Pierce	865
Ray Allen	795

HIGHEST FIELD GOAL PERCENTAGE

(2,000 FGM minimum)

Player	FGM	FGA	Pct
Dwight Howard	393	655	.600
Nene Hilario	170	320	.531
Elton Brand	204	386	.528
Kendrick Perkins	254	487	.522
Boris Diaw	265	510	.520
Pau Gasol	671	1,299	.517
Amar'e Stoudemire	491	952	.516
Paul Millsap	189	367	.515
Serge Ibaka	171	339	.504
Andrew Bynum	276	550	.502

MOST FREE THROWS ATTEMPTED

Kobe Bryant	1,617
Tim Duncan	1,513
LeBron James	1,190
Dirk Nowitzki	1,128
Paul Pierce	950
Dwyane Wade	939
Chauncey Billups	881
Manu Ginobili	747
Tony Parker	724
Richard Hamilton	710

MOST FREE THROWS MADE

Kobe Bryant	1,320
Tim Duncan	1,028
Dirk Nowitzki	1,007
LeBron James	886
Paul Pierce	790
Chauncey Billups	776
Dwyane Wade	731
Manu Ginobili	616
Richard Hamilton	611
Tony Parker	521

HIGHEST FREE THROW PERCENTAGE

(1,200 FTM minimum)

Player	FTM	FTA	Pct
Brandon Bass	128	139	.921
Steve Nash	391	435	.899
Dirk Nowitzki	1,007	1,128	.893
Ray Allen	427	484	.882
Chauncey Billups	776	881	.881
David West	122	141	.865
Richard Hamilton	611	710	.861
Kevin Durant	327	383	.854
George Hill	102	120	.850
Delonte West	100	118	.847

MOST 3-PT. FIELD GOALS MADE

Ray Allen	313
Kobe Bryant	292
Chauncey Billups	261
Derek Fisher	249
Jason Kidd	233
Manu Ginobili	222
Paul Pierce	208
Steve Nash	178
Jason Terry	167
LeBron James	159

MOST 3-PT. FIELD GOALS ATTEMPTED

Kobe Bryant	882
Ray Allen	778
Jason Kidd	716
Chauncey Billups	712
Derek Fisher	623
Paul Pierce	605
Manu Ginobili	603
LeBron James	509
Steve Nash	435
Jason Terry	424

HIGHEST 3-POINT FIELD GOAL PERCENTAGE

(250 3FGM Minimum)

Player	FG3M	FG3A	Pct
Raja Bell	81	174	.466
Trevor Ariza	48	109	.440
Steve Blake	42	102	.412
Steve Nash	178	435	.409
Daniel Gibson	57	140	.407
Kirk Hinrich	74	183	.404
Jason Richardson	95	235	.404
Ray Allen	313	778	.402
Deron Williams	76	189	.402
Derek Fisher	249	623	.400

MOST OFFENSIVE REBOUNDS

Tim Duncan	630
Ben Wallace	463
Pau Gasol	308
Kevin Garnett	292
Lamar Odom	251
Shawn Marion	244
Dwight Howard	240
Kobe Bryant	230
Kendrick Perkins	219
Jason Kidd	211
Tayshaun Prince	211

(PLAYERS WHO WERE ON ACTIVE ROSTERS OR ON INJURED LIST DURING 2011-12 SEASON)

MOST DEFENSIVE REBOUNDS

Tim Duncan	1,678
Dirk Nowitzki	1,114
Kevin Garnett	1,084
Ben Wallace	991
Kobe Bryant	889
LeBron James	812
Jason Kidd	805
Paul Pierce	720
Lamar Odom	681
Pau Gasol	660

MOST REBOUNDS

Tim Duncan	2,308
Ben Wallace	1,454
Kevin Garnett	1,376
Dirk Nowitzki	1,314
Kobe Bryant	1,119
Jason Kidd	1,016
LeBron James	998
Pau Gasol	968
Lamar Odom	932
Shawn Marion	896

MOST STEALS

Kobe Bryant	310
Jason Kidd	290
Derek Fisher	252
Ben Wallace	199
Manu Ginobili	197
LeBron James	195
Dwyane Wade	182
Rajon Rondo	181
Paul Pierce	175
Kevin Garnett	164

MOST ASSISTS

Jason Kidd	1,239
Steve Nash	1,052
Kobe Bryant	1,040
Rajon Rondo	845
Chauncey Billups	825
Tony Parker	777
LeBron James	772
Tim Duncan	642
Dwyane Wade	586
Derek Fisher	574

MOST BLOCKED SHOTS

Tim Duncan	482
Ben Wallace	250
Pau Gasol	193
Kevin Garnett	175
Jermaine O'Neal	164
Dwight Howard	158
Marcus Camby	151
Kobe Bryant	144
Kenrick Perkins	142
Shawn Marion	126

MOST FOULS

Kobe Bryant	660
Derek Fisher	585
Tim Duncan	552
Paul Pierce	432
Kenyon Martin	416
Richard Hamilton	396
Manu Ginobili	391
Kevin Garnett	383
Chauncey Billups	363
Dirk Nowitzki	362

MOST DISQUALIFICATIONS

Kenyon Martin	14
Jason Collins	12
Tyson Chandler	8
Derek Fisher	8
Kendrick Perkins	8
Lamar Odom	7
Chauncey Billups	6
Richard Hamilton	6
Dwight Howard	6
Paul Pierce	6
Anderson Varejao	6
Metta World Peace	6

HIGHEST SCORING AVERAGE

(400 Games or 10,000 Points Minimum)

Player	G	FGM	FTM	Pts	Avg
LeBron James	115	1,115	886	3,275	28.5
Kevin Durant	43	396	327	1,207	28.1
Dirk Nowitzki	128	1,087	1,007	3,321	25.9
Kobe Bryant	220	2,014	1,320	5,640	25.6
Dwyane Wade	110	985	731	2,776	25.2
Tracy McGrady	44	397	259	1,109	25.2
Derrick Rose	29	274	151	729	25.1
Carmelo Anthony	54	463	365	1,347	24.9
Russell Westbrook	43	355	242	989	23.0
Amare Stoudemire	60	491	392	1,377	23.0

MOST POINTS

Kobe Bryant	5,640
Tim Duncan	4,233
Dirk Nowitzki	3,321
LeBron James	3,275
Tony Parker	2,873
Dwyane Wade	2,776
Paul Pierce	2,728
Richard Hamilton	2,545
Chauncey Billups	2,489
Kevin Garnett	2,442

ALL-TIME NBA PLAYOFF LEADERS

(ACTIVE PLAYERS IN 2011-12 IN CAPITAL LETTERS)

MOST YEARS PLAYED

Karl Malone	19
John Stockton	19
Kareem Abdul-Jabbar	18
Shaquille O'Neal	17
Clifford Robinson	17
Robert Horry	16
JASON KIDD	16
Robert Parish	16
Scottie Pippen	16
Terry Porter	16

MOST GAMES PLAYED

Robert Horry	244
Kareem Abdul-Jabbar	237
DEREK FISHER	229
KOBE BRYANT	220
Shaquille O'Neal	216
Scottie Pippen	208
Danny Ainge	193
Karl Malone	193
TIM DUNCAN	190
Magic Johnson	190

MOST MINUTES PLAYED

Kareem Abdul-Jabbar	8,851
KOBE BRYANT	8,641
Scottie Pippen	8,105
Shaquille O'Neal	8,099
Karl Malone	7,907
Wilt Chamberlain	7,559
Magic Johnson	7,538
Bill Russell	7,497
Michael Jordan	7,474
TIM DUNCAN	7,414

MOST FIELD GOALS ATTEMPTED

KOBE BRYANT	4,499
Michael Jordan	4,497
Kareem Abdul-Jabbar	4,422
Karl Malone	3,768
Shaquille O'Neal	3,627
Jerry West	3,460
John Havlicek	3,329
TIM DUNCAN	3,191
Elgin Baylor	3,161
Larry Bird	3,090

MOST FIELD GOALS MADE

Kareem Abdul-Jabbar	2,356
Michael Jordan	2,188
Shaquille O'Neal	2,041
KOBE BRYANT	2,014
Karl Malone	1,743
Jerry West	1,622
TIM DUNCAN	1,600
Hakeem Olajuwon	1,504
Larry Bird	1,458
John Havlicek	1,451

MOST FREE THROWS ATTEMPTED

Shaquille O'Neal	2,317
Michael Jordan	1,766
Karl Malone	1,725
Wilt Chamberlain	1,627
KOBE BRYANT	1,617
TIM DUNCAN	1,513
Jerry West	1,506
Kareem Abdul-Jabar	1,419
Magic Johnson	1,274
LEBRON JAMES	1,190

MOST FREE THROWS MADE

Michael Jordan	1,463
KOBE BRYANT	1,320
Karl Malone	1,269
Jerry West	1,213
Shaquille O'Neal	1,168
Magic Johnson	1,068
Kareem Abdul-Jabbar	1,050
TIM DUNCAN	1,028
DIRK NOWITZKI	1,007
Larry Bird	901

HIGHEST FIELD GOAL PERCENTAGE

(150 FGM minimum)

Player	FGM	FGA	Pct
James Donaldson	153	244	.627
DWIGHT HOWARD	393	655	.600
Kurt Rambis	284	495	.574
Otis Thorpe	321	564	.569
Artis Gilmore	179	315	.568
Mark West	201	355	.566
Shaquille O'Neal	2,041	3,627	.563
Kevin McHale	1,204	2,145	.561
Bernard King	269	481	.559
Darryl Dawkins	542	992	.546

HIGHEST FREE THROW PERCENTAGE

(100 FTM minimum)

Player	FTM	FTA	Pct
Mark Price	202	214	.944
Calvin Murphy	165	177	.932
BRANDON BASS	128	139	.921
Bill Sharman	370	406	.911
Kiki Vandeweghe	235	259	.907
Hersey Hawkins	292	322	.907
Peja Stojakovic	261	290	.900
STEVE NASH	391	435	.899
Reggie Miller	770	862	.893
DIRK NOWITZKI	1,007	1,128	.893

MOST 3-PT. FIELD GOALS MADE

Reggie Miller	320
RAY ALLEN	313
KOBE BRYANT	292
CHAUNCEY BILLUPS	261
Robert Horry	261
DEREK FISHER	249
JASON KIDD	233
MANU GINOBILI	222
PAUL PIERCE	208
Michael Finley	200
Scottie Pippen	200

MOST 3-PT. FIELD GOALS ATTEMPTED

KOBE BRYANT	882
Reggie Miller	820
RAY ALLEN	778
Robert Horry	728
JASON KIDD	716
CHAUNCEY BILLUPS	712
Scottie Pippen	660
DEREK FISHER	623
PAUL PIERCE	605
MANU GINOBILI	603

HIGHEST 3-POINT FIELD GOAL PERCENTAGE

Player	3FGM	3FGA	Pct
Bob Hansen	38	76	.500
RAJA BELL	81	174	.466
B.J. Armstrong	51	113	.451
Kenny Smith	117	261	.448
TREVOR ARIZA	48	109	.440
Tim Thomas	88	202	.436
Jeff Hornacek	122	282	.433
Bruce Bowen	168	398	.422
Jim Jackson	58	138	.420
Allan Houston	76	181	.420

ALL-TIME NBA PLAYOFF LEADERS

(ACTIVE PLAYERS IN 2011-12 IN CAPITAL LETTERS)

MOST OFFENSIVE REBOUNDS

Shaquille O'Neal	866
TIM DUNCAN	630
Dennis Rodman	626
Robert Parish	571
Horace Grant	549
Charles Oakley	519
Charles Barkley	510
Moses Malone	510
Kareem Abdul-Jabbar	505
Karl Malone	502

MOST DEFENSIVE REBOUNDS

TIM DUNCAN	1,678
Shaquille O'Neal	1,642
Karl Malone	1,560
Larry Bird	1,323
Kareem Abdul-Jabbar	1,273
Robert Parish	1,194
Hakeem Olajuwon	1,150
Scottie Pippen	1,117
Magic Johnson	1,116
DIRK NOWITZKI	1,114

MOST REBOUNDS

Bill Russell	4,104
Wilt Chamberlain	3,913
Shaquille O'Neal	2,508
Kareem Abdul-Jabbar	2,481
TIM DUNCAN	2,308
Karl Malone	2,062
Wes Unseld	1,777
Robert Parish	1,765
Elgin Baylor	1,724
Larry Bird	1,683

MOST STEALS

Scottie Pippen	395
Michael Jordan	376
Magic Johnson	358
John Stockton	338
KOBE BRYANT	310
Larry Bird	296
Maurice Cheeks	295
JASON KIDD	290
Clyde Drexler	278
Robert Horry	276

MOST ASSISTS

Magic Johnson	2,346
John Stockton	1,839
JASON KIDD	1,239
Larry Bird	1,062
STEVE NASH	1,052
Scottie Pippen	1,048
KOBE BRYANT	1,040
Michael Jordan	1,022
Dennis Johnson	1,006
Isiah Thomas	987

MOST BLOCKED SHOTS

TIM DUNCAN	482
Kareem Abdul-Jabbar	476
Hakeem Olajuwon	472
Shaquille O'Neal	459
David Robinson	312
Robert Parish	309
Patrick Ewing	303
Kevin McHale	281
Dikembe Mutombo	251
BEN WALLACE	250

MOST PERSONAL FOULS

Kareem Abdul-Jabbar	797
Shaquille O'Neal	769
Robert Horry	717
Scottie Pippen	686
Karl Malone	662
KOBE BRYANT	660
Rasheed Wallace	645
Dennis Rodman	630
Robert Parish	617
DEREK FISHER	585

MOST DISQUALIFICATIONS

Tom Sanders	26
Vern Mikkelsen	24
Bailey Howell	21
Charlie Share	17
Jack Sikma	17
Darryl Dawkins	16
Robert Parish	16
Dave Cowens	15
Six tied	14

HIGHEST SCORING AVERAGE

(25 games or 625 points minimum)

Player	G	FGM	FTM	Pts	Avg
Michael Jordan	179	2,188	1,463	5,987	33.4
Allen Iverson	71	755	478	2,111	29.7
Jerry West	153	1,622	1,213	4,457	29.1
LEBRON JAMES	115	1,115	886	3,275	28.5
KEVIN DURANT	43	396	327	1,207	28.1
Elgin Baylor	134	1,388	847	3,623	27.0
George Gervin	59	622	348	1,592	27.0
DIRK NOWITZKI	128	1,087	1,007	3,321	25.9
Hakeem Olajuwon	145	1,504	743	3,755	25.9
KOBE BRYANT	220	2,014	1,320	5,640	25.6

MOST POINTS

Michael Jordan	5,987
Kareem Abdul-Jabbar	5,762
KOBE BRYANT	5,640
Shaquille O'Neal	5,250
Karl Malone	4,761
Jerry West	4,457
TIM DUNCAN	4,233
Larry Bird	3,897
John Havlicek	3,776
Hakeem Olajuwon	3,755

ACTIVE NBA PLAYOFF LEADERS

(PLAYERS WHO WERE ON ACTIVE ROSTERS OR ON INJURED LIST DURING 2011-12 SEASON)

MOST GAMES PLAYED

Derek Fisher	229
Kobe Bryant	220
Tim Duncan	190
Tony Parker	152
Jason Kidd	146
Chauncey Billups	140
Manu Ginobili	136
Paul Pierce	130
Ben Wallace	130
Ray Allen	128
Dirk Nowitzki	128

MOST MINUTES PLAYED

Kobe Bryant	8,641
Tim Duncan	7,414
Derek Fisher	6,298
Jason Kidd	5,841
Tony Parker	5,523
Dirk Nowitzki	5,279
Chauncey Billups	5,206
Paul Pierce	5,152
LeBron James	4,994
Richard Hamilton	4,971

MOST FIELD GOALS MADE

Kobe Bryant	2,014
Tim Duncan	1,600
Tony Parker	1,136
LeBron James	1,115
Dirk Nowitzki	1,087
Kevin Garnett	996
Dwyane Wade	985
Richard Hamilton	933
Paul Pierce	865
Ray Allen	795

MOST FIELD GOALS ATTEMPTED

Kobe Bryant	4,499
Tim Duncan	3,191
Tony Parker	2,467
LeBron James	2,379
Dirk Nowitzki	2,349
Richard Hamilton	2,121
Kevin Garnett	2,093
Dwyane Wade	2,059
Paul Pierce	2,051
Jason Kidd	1,818

MOST FREE THROWS MADE

Kobe Bryant	1,320
Tim Duncan	1,028
Dirk Nowitzki	1,007
LeBron James	886
Paul Pierce	790
Chauncey Billups	776
Dwyane Wade	731
Manu Ginobili	616
Richard Hamilton	611
Tony Parker	521

MOST FREE THROWS ATTEMPTED

Kobe Bryant	1,617
Tim Duncan	1,513
LeBron James	1,190
Dirk Nowitzki	1,128
Paul Pierce	950
Dwyane Wade	939
Chauncey Billups	881
Manu Ginobili	747
Tony Parker	724
Richard Hamilton	710

HIGHEST FIELD GOAL PERCENTAGE

(150 FGM minimum)

Player	FGM	FGA	Pct
Dwight Howard	393	655	.600
Nene Hilario	170	320	.531
Elton Brand	204	386	.528
Kendrick Perkins	254	487	.522
Boris Diaw	265	510	.520
Pau Gasol	671	1,299	.517
Amar'e Stoudemire	491	952	.516
Paul Millsap	189	367	.515
Serge Ibaka	171	339	.504
Andrew Bynum	276	550	.502

HIGHEST FREE THROW PERCENTAGE

(100 FTM minimum)

Player	FTM	FTA	Pct
Brandon Bass	128	139	.921
Steve Nash	391	435	.899
Dirk Nowitzki	1,007	1,128	.893
Ray Allen	427	484	.882
Chauncey Billups	776	881	.881
David West	122	141	.865
Richard Hamilton	611	710	.861
Kevin Durant	327	383	.854
George Hill	102	120	.850
Delonte West	100	118	.847

MOST 3-PT. FIELD GOALS MADE

Ray Allen	313
Kobe Bryant	292
Chauncey Billups	261
Derek Fisher	249
Jason Kidd	233
Manu Ginobili	222
Paul Pierce	208
Steve Nash	178
Jason Terry	167
LeBron James	159

MOST 3-PT. FIELD GOAL ATT.

Kobe Bryant	882
Ray Allen	778
Jason Kidd	716
Chauncey Billups	712
Derek Fisher	623
Paul Pierce	605
Manu Ginobili	603
LeBron James	509
Steve Nash	435
Jason Terry	424

HIGHEST 3-POINT FIELD GOAL PERCENTAGE

(35 3FGM minimum)

Player	3FGM	3FGA	Pct
Raja Bell	81	174	.466
Trevor Ariza	48	109	.440
Steve Blake	42	102	.412
Steve Nash	178	435	.409
Daniel Gibson	57	140	.407
Kirk Hinrich	74	183	.404
Jason Richardson	95	235	.404
Ray Allen	313	778	.402
Deron Williams	76	189	.402
Derek Fisher	249	623	.400

ACTIVE NBA PLAYOFF LEADERS

(PLAYERS WHO WERE ON ACTIVE ROSTERS OR ON INJURED LIST DURING 2011-12 SEASON)

MOST OFFENSIVE REBOUNDS

Tim Duncan	630
Ben Wallace	463
Pau Gasol	308
Kevin Garnett	292
Lamar Odom	251
Shawn Marion	244
Dwight Howard	240
Kobe Bryant	230
Kendrick Perkins	219
Jason Kidd	211
Tayshaun Prince	211

MOST DEFENSIVE REBOUNDS

Tim Duncan	1,678
Dirk Nowitzki	1,114
Kevin Garnett	1,084
Ben Wallace	991
Kobe Bryant	889
LeBron James	812
Jason Kidd	805
Paul Pierce	720
Lamar Odom	681
Pau Gasol	660

MOST REBOUNDS

Tim Duncan	2,308
Ben Wallace	1,454
Kevin Garnett	1,376
Dirk Nowitzki	1,314
Kobe Bryant	1,119
Jason Kidd	1,016
LeBron James	998
Pau Gasol	968
Lamar Odom	932
Shawn Marion	896

MOST STEALS

Kobe Bryant	310
Jason Kidd	290
Derek Fisher	252
Ben Wallace	199
Manu Ginobili	197
LeBron James	195
Dwyane Wade	182
Rajon Rondo	181
Paul Pierce	175
Kevin Garnett	164

MOST ASSISTS

Jason Kidd	1,239
Steve Nash	1,052
Kobe Bryant	1,040
Rajon Rondo	845
Chauncey Billups	825
Tony Parker	777
LeBron James	772
Tim Duncan	642
Dwyane Wade	586
Derek Fisher	574

MOST BLOCKED SHOTS

Tim Duncan	482
Ben Wallace	250
Pau Gasol	193
Kevin Garnett	175
Jermaine O'Neal	164
Dwight Howard	158
Marcus Camby	151
Kobe Bryant	144
Kenrick Perkins	142
Shawn Marion	126

MOST PERSONAL FOULS

Kobe Bryant	660
Derek Fisher	585
Tim Duncan	552
Paul Pierce	432
Kenyon Martin	416
Richard Hamilton	396
Manu Ginobili	391
Kevin Garnett	383
Chauncey Billups	363
Dirk Nowitzki	362

MOST DISQUALIFICATIONS

Kenyon Martin	14
Jason Collins	12
Tyson Chandler	8
Derek Fisher	8
Kendrick Perkins	8
Lamar Odom	7
Chauncey Billups	6
Richard Hamilton	6
Dwight Howard	6
Paul Pierce	6
Anderson Varejao	6
Metta World Peace	6

HIGHEST SCORING AVERAGE

(25 games or 625 points minimum)

Player	G	FGM	FTM	Pts	Avg
LeBron James	115	1,115	886	3,275	28.5
Kevin Durant	43	396	327	1,207	28.1
Dirk Nowitzki	128	1,087	1,007	3,321	25.9
Kobe Bryant	220	2,014	1,320	5,640	25.6
Dwyane Wade	110	985	731	2,776	25.2
Tracy McGrady	44	397	259	1,109	25.2
Derrick Rose	29	274	151	729	25.1
Carmelo Anthony	54	463	365	1,347	24.9
Russell Westbrook	43	355	242	989	23.0
Amare Stoudemire	60	491	392	1,377	23.0

MOST POINTS

Kobe Bryant	5,640
Tim Duncan	4,233
Dirk Nowitzki	3,321
LeBron James	3,275
Tony Parker	2,873
Dwyane Wade	2,776
Paul Pierce	2,728
Richard Hamilton	2,545
Chauncey Billups	2,489
Kevin Garnett	2,442

NBA COACHES RECORDS

REGULAR SEASON

REGULAR SEASON: TOTAL VICTORIES

(Coaches who have won 200+ games in NBA history)

(2011-12 head coaches in capital letters)

Coach	W	L	Pct
Don Nelson	1,335	1,063	.557
Lenny Wilkens	1,332	1,155	.536
Jerry Sloan	1,221	803	.603
Pat Riley	1,210	694	.636
Phil Jackson	1,155	485	.704
Larry Brown	1,098	904	.548
GEORGE KARL	1,074	731	.595
RICK ADELMAN	971	656	.597
Bill Fitch	944	1,106	.460
Red Auerbach	938	479	.662
Dick Motta	935	1,017	.479
Jack Ramsay	864	783	.525
GREGG POPOVICH	847	399	.680
Cotton Fitzsimmons	832	775	.518
Gene Shue	861	861	.477
John MacLeod	707	657	.518
Red Holzman	696	603	.536
Mike Fratello	667	548	.549
Chuck Daly	638	437	.593
FLIP SAUNDERS	638	526	.548
Doug Moe	628	529	.543
Mike Dunleavy	613	716	.461
Alvin Attles	557	518	.518
Del Harris	556	457	.549
DOC RIVERS	546	433	.558
Rudy Tomjanovich	525	416	.558
K.C. Jones	522	452	.536
RICK CARLISLE	479	325	.596
NATE MCMILLAN	478	452	.514
Kevin Loughery	474	662	.417
Alex Hannum	471	412	.533
Billy Cunningham	454	196	.698
Larry Costello	430	589	.423
Jeff Van Gundy	430	318	.575
Tom Heinsohn	427	263	.619
SCOTT SKILES	427	417	.506
Hubie Brown	424	495	.461
John Kundla	423	302	.583
Bernie Bickerstaff	415	445	.479
DOUG COLLINS	408	359	.532
BYRON SCOTT	392	463	.458
MIKE D'ANTONI	388	339	.534
PAUL SILAS	387	488	.442
STAN VAN GUNDY	371	208	.641
Bill Russell	341	290	.540
Don Chaney	337	494	.406
Bill Sharman	333	240	.581
Jim Lynam	328	392	.456
Richie Guerin	327	291	.529
Al Cervi	326	241	.575
Joe Lapchick	326	247	.569
Chris Ford	323	376	.462
ALVIN GENTRY	322	342	.485
PAUL WESTPHAL	318	279	.533
Fred Schaus	315	245	.563
MIKE BROWN	313	163	.658
Bob Hill	310	293	.514
Stan Albeck	307	267	.535
Jim O'Brien	303	327	.481
Brian Hill	298	315	.486
Lester Harrison	295	181	.620
Maurice Cheeks	286	286	.498
Frank Layden	277	294	.485
Paul Seymour	271	241	.529
Butch Van Breda Kolff	266	253	.513
Eddie Gottlieb	263	318	.453
Jack McMahon	260	289	.474
Eddie Jordan	257	343	.428
LAWRENCE FRANK	250	282	.470
Tom Nissalke	248	391	.388
AVERY JOHNSON	240	172	.583
Phil Johnson	236	306	.435
Matt Guokas	230	430	.347
MIKE WOODSON	224	292	.434
Bob Weiss	223	299	.427
Allan Bristow	207	203	.505
P.J. Carlesimo	204	296	.408
Wes Unseld	202	345	.369

REGULAR SEASON: TOTAL GAMES

Name	G
Lenny Wilkens	2,487
Don Nelson	2,398
Bill Fitch	2,050
Jerry Sloan	2,024
Larry Brown	2,002
Dick Motta	1,952
Pat Riley	1,904
GEORGE KARL	1,805
Jack Ramsay	1,647
Gene Shue	1,645
Phil Jackson	1,640
RICK ADELMAN	1,627
Cotton Fitzsimmons	1,607
Red Auerbach	1,417
John MacLeod	1,364
Mike Dunleavy	1,329
Don Nelson	1,299
GREGG POPOVICH	1,246
Mike Fratello	1,215
FLIP SAUNDERS	1,164

REGULAR SEASON: WINNING PERCENTAGE

(400 games minimum)

Name	Pct	W	L
Phil Jackson	.704	1,155	485
Billy Cunningham	.698	454	196
GREGG POPOVICH	.680	847	399
K.C. Jones	.674	522	252
Red Auerbach	.662	938	479
MIKE BROWN	.658	313	163
STAN VAN GUNDY	.641	371	208
Pat Riley	.636	1,210	694
Lester Harrison	.620	295	181
Tom Heinsohn	.619	427	263
Jerry Sloan	.603	1,221	803
RICK ADELMAN	.597	971	656
RICK CARLISLE	.596	479	325
GEORGE KARL	.595	1,074	731
Chuck Daly	.593	638	437
Larry Costello	.589	430	300
John Kundla	.583	423	302
AVERY JOHNSON	.583	240	172
Bill Sharman	.581	333	240
Al Cervi	.575	326	241

PLAYOFFS

PLAYOFFS: TOTAL VICTORIES

(2011-12 head coaches in capital letters)

Coach	W	L	Pct
Phil Jackson	229	104	.688
Pat Riley	171	111	.606
GREGG POPOVICH	118	77	.605
Larry Brown	100	93	.518
Red Auerbach	99	69	.589
Jerry Sloan	98	104	.485
K.C. Jones	81	57	.587
Lenny Wilkens	80	98	.449
RICK ADELMAN	79	78	.503
GEORGE KARL	78	101	.436
Chuck Daly	75	51	.595
Don Nelson	75	91	.452
Billy Cunningham	66	39	.629
DOC RIVERS	62	53	.539
John Kundla	60	35	.632
Red Holzman	58	47	.552
Dick Motta	56	70	.444
Bill Fitch	55	54	.505
RICK CARLISLE	53	50	.515
Rudy Tomjanovich	51	39	.567
STAN VAN GUNDY	48	39	.552
MIKE BROWN	47	36	.566
Tom Heinsohn	47	33	.588
John MacLeod	47	54	.465
FLIP SAUNDERS	47	51	.480
Alex Hannum	45	34	.570
Jack Ramsay	44	58	.431
Jeff Van Gundy	44	44	.500
Mike Dunleavy	38	33	.535
Del Harris	38	50	.432

PLAYOFFS: TOTAL GAMES

Coach	G
Phil Jackson	333
Pat Riley	282
Jerry Sloan	202
GREGG POPOVICH	195
Larry Brown	193
GEORGE KARL	179
Lenny Wilkens	178
Red Auerbach	168
Don Nelson	166
RICK ADELMAN	157
K.C. Jones	138
Chuck Daly	126
Dick Motta	126
DOC RIVERS	115
Bill Fitch	109

PLAYOFFS: WINNING PERCENTAGE

(400 games minimum)

Name	Pct	W	L
Phil Jackson	.688	229	104
Butch Van Breda Kolff	.636	21	12
John Kundla	.632	40	35
Billy Cunningham	.629	66	39
Larry Costello	.617	37	23
Larry Bird	.615	32	20
ERIK SPOELSTRA	.607	34	22
Pat Riley	.606	171	111
GREGG POPOVICH	.605	118	77
Chuck Daly	.595	75	51
Red Auerbach	.589	99	69
Tom Heinsohn	.588	47	33
K.C. Jones	.587	81	57
BYRON SCOTT	.579	33	24
Alex Hannum	.570	45	34

Centennial Tower • 101 Marietta Street, Ste. 1900 • Atlanta, GA 30303
(404) 827-3800 • www.hawks.com



Ownership Bruce Levenson, Michael Gearon
President, Hawks and Philips Arena Bob Williams
President of Basketball Operations/General Manager Danny Ferry
Assistant General Managers Wes Wilcox, Scott Wilkinson
Head Coach Larry Drew
Assistant Coaches Lester Conner, Bob Bender, Kenny Atkinson, Bob Weisz
Player Performance Coach Pete Radulovic
Head Athletic Trainer Wally Blase
Strength and Conditioning Coach Jeff Watkinson
Vice President of Public Relations Garin Steinberg
Director of Media Relations Jon Steinberg
Home Court Philips Arena (18,371, built in 1999)
Radio 680 The Fan: Steve Holman
Television SportSouth: Bob Rathburn, Dominique Wilkins, Jerome Jurenovich



2012-13 SCHEDULE VS. HAWKS

1/19 Saturday 6:00 p.m. in Atlanta
4/6 Saturday 7:30 p.m. in San Antonio

2011-12 RESULTS VS. HAWKS

1/25 105-83 Spurs in San Antonio

ALL-TIME RESULTS

76-77:	ATL 4-0	94-95:	Tied 1-1
77-78:	SA 3-1	95-96:	SA 2-0
78-79:	ATL 3-1	96-97:	ATL 2-0
79-80:	ATL 5-1	97-98:	Tied 1-1
80-81:	Tied 1-1	98-99:	DNP
81-82:	Tied 1-1	00-00:	SA 2-0
82-83:	SA 2-0	01-01:	SA 2-0
83-84:	Tied 1-1	01-02:	SA 2-0
84-85:	SA 2-0	02-03:	Tied 1-1
85-86:	Tied 1-1	03-04:	Tied 1-1
86-87:	ATL 2-0	04-05:	SA 2-0
87-88:	ATL 2-0	05-06:	Tied 1-1
88-89:	Tied 1-1	06-07:	SA 2-0
89-90:	Tied 1-1	07-08:	SA 2-0
90-91:	ATL 2-0	08-09:	SA 2-0
91-92:	SA 2-0	09-10:	Tied 1-1
92-93:	ATL 2-0	10-11:	SA 2-0
93-94:	Tied 1-1	11-12:	SA 1-0
TOTALS: SA 43-36			

SPURS-HAWKS SERIES NOTES

OVERALL RECORD: 43-36 HOME: 28-12 ROAD: 15-24 OT: 1-2

CURRENT STREAK: Won 3 HOME: W 14 ROAD: W 1

SPURS BIGGEST WIN: 39, 114-75 on 11/21/03 in San Antonio

SPURS BIGGEST LOSS: 24, 124-100 on 11/28/87 at Atlanta

SPURS LAST WIN AT HOME: 105-83 on 1/25/12

SPURS LAST LOSS AT HOME: 109-89 on 2/15/97

SPURS LAST WIN ON THE ROAD: 97-90 on 4/11/11

SPURS LAST LOSS ON THE ROAD: 119-114 (OT) on 3/21/10

DID YOU KNOW?

Danny Ferry, Atlanta President of Basketball Operations/GM, suited up for the Spurs from 2000-2003 ... Atlanta scored 87 points on 40-of-53 (.755) shooting in the second half of a 143-120 Hawks win in San Antonio on 11/27/79 ... that game saw the Hawks set Spurs opponent franchise records for most field goals made in a half, most points scored in a second half and most assists by an opponent in one half with 28 ... the Hawks limited San Antonio to a franchise low 5 first quarter points on 1-of-17 shooting (.059) on 2/25/08 ... the Spurs would go on to win the game 89-74 ... Manu Ginobili set a Spurs franchise record when he reeled off 24 straight points at Atlanta on 2/21/07 ... Hawks television broadcaster and NBA Hall of Famer Dominique Wilkins played for the Spurs during the 1996-97 season ... Wilkins is Atlanta's all-time leader in games and points.

2011-12 SEASON SERIES (1-0) SAN ANTONIO SPURS VS. ATLANTA

PLAYER	G	GS	MIN	-FIELD GOALS-			-3-POINT FG--			-FREE THROWS-			--REBOUNDS--			AST	PF	DQ	STL	TO	BLK	PTS	AVG	HI
				FG	FGA	PCT	FG	FGA	PCT	FT	FTA	PCT	OFF	DEF	TOT									
Bonner	1	1	31	6	10	.600	5	7	.714	0	0	---	1	2	3	3	4	0	0	1	0	17	17.0	17
Splittner	1	0	19	5	6	.833	0	0	---	6	7	.857	2	6	8	2	1	0	0	2	1	16	16.0	16
Parker	1	1	30	5	13	.385	2	4	.500	3	5	.600	0	2	2	7	2	0	1	3	0	15	15.0	15
Green	1	0	27	4	9	.444	2	6	.333	0	0	---	2	3	5	5	1	0	1	1	1	10	10.0	10
Jefferson	1	1	27	3	10	.300	2	6	.333	0	0	---	1	3	4	0	1	0	1	1	0	8	8.0	8
Joseph	1	0	18	4	6	.667	0	0	---	0	0	---	0	2	2	4	2	0	1	1	1	8	8.0	8
Leonard	1	1	30	4	7	.571	0	0	---	0	1	---	1	4	5	3	2	0	1	1	0	8	8.0	8
Duncan	1	1	22	3	7	.429	0	0	---	0	1	.000	2	9	11	2	0	0	1	1	0	6	6.0	6
Diaw (TOT)	2	2	67	4	13	.308	2	7	.286	0	0	---	3	12	15	8	5	0	1	5	2	10	5.0	10
Anderson	1	0	4	0	0	---	0	0	---	0	0	---	0	0	0	0	0	0	0	0	0	0	0.0	0
Jackson (TOT)	2	0	28	0	1	.000	0	0	---	0	0	---	0	1	1	2	1	0	1	0	2	0	0	0
Neal	1	0	8	0	0	---	0	0	---	0	0	---	0	0	0	2	1	0	0	0	0	0	0.0	0
Thomas	1	0	4	0	2	.000	0	0	---	0	0	---	0	1	1	0	0	0	1	0	0	0	0.0	0
SPURS	1	-	240	42	82	.512	11	23	.478	10	15	.667	9	35	44	29	16	0	10	20	3	105	105.0	105
HAWKS	1	-	240	35	80	.438	6	17	.353	7	10	.700	6	28	34	17	17	0	8	17	8	83	83.0	83

2011-12 SEASON SERIES (0-1) ATLANTA HAWKS VS. SAN ANTONIO

PLAYER	G	GS	MIN	-FIELD GOALS-			-3-POINT FG--			-FREE THROWS-			--REBOUNDS--			AST	PF	DQ	STL	TO	BLK	PTS	AVG	HI
				FG	FGA	PCT	FG	FGA	PCT	FT	FTA	PCT	OFF	DEF	TOT									
Teague	1	1	29	9	13	.692	1	3	.333	1	2	.500	1	4	5	0	1	0	3	0	1	20	20.0	20
Sailth	1	1	31	5	17	.294	0	3	.000	1	2	.500	0	0	0	1	2	0	2	3	1	13	13.0	13
I. Johnson	1	0	21	6	12	.500	0	0	---	0	0	---	0	0	0	7	0	0	0	0	0	10	10.0	10
I. Johnson	1	0	21	3	6	.500	0	0	---	2	2	1.000	0	0	0	2	0	0	1	2	2	8	8.0	8
Williams	1	1	27	3	6	.500	2	3	.667	0	0	---	1	8	9	1	2	0	0	2	1	8	8.0	8
Hil nrich	1	0	13	3	4	.750	0	0	---	0	0	---	0	0	0	0	0	0	1	2	0	7	7.0	7
Pachulia	1	1	27	2	4	.500	0	0	---	1	2	.500	1	4	5	0	4	0	1	1	0	5	5.0	5
Stackhouse	1	0	6	2	4	.500	1	1	1.000	0	0	---	2	0	2	1	0	0	0	0	1	5	5.0	5
Green	1	0	17	1	5	.200	0	0	---	0	0	---	0	1	1	1	0	0	0	0	0	3	3.0	3
McGrady	1	0	15	1	4	.250	0	0	---	0	0	---	0	0	0	3	0	0	0	0	0	2	2.0	2
Radmanovi c	1	0	17	0	2	.000	0	2	.000	2	2	1.000	0	3	3	0	2	0	0	3	1	2	2.0	2
Pargo	1	0	6	0	3	.000	0	1	.000	0	0	---	0	1	1	1	1	0	0	0	0	0	0.0	0
HAWKS	1	-	240	35	80	.438	6	17	.353	7	10	.700	6	28	34	17	17	0	8	17	8	83	83.0	83
SPURS	1	-	240	42	82	.512	11	23	.478	10	15	.667	9	35	44	29	16	0	10	20	3	105	105.0	105

BOSTON CELTICS



226 Causeway St. 4th Floor • Boston, MA 02114
(617) 854-8000 • www.celtics.com

Managing Partner, Governor & Chief Executive Officer Wyc Grousbeck
President Rich Gotham
President of Basketball Operations Danny Ainge
Head Coach Glenn "Doc" Rivers
Assistant Coaches Armond Hill, Kevin Eastman, Mike Longabardi,
Jamie Young, Tyrone Lue, Jay Larranaga
Head Athletic Trainer Ed Lacerie
Strength and Conditioning Coach Bryan Doo
Vice President of Media Relations/Alumni Relations Jeff Twiss
Director of Public Relations Heather Walker
Media Relations Coordinator Brian Olive
Home Court TD Garden (18,624, built in 1995)
Radio WEEI (850 AM): Sean Grande, Cedric Maxwell
Television Comcast Sportsnet: Mike Gorman, Tom Heinsohn, Greg Dickerson



2012-13 SCHEDULE VS. CELTICS

11/21 Wednesday 6:30 p.m. in Boston
12/15 Saturday 7:30 p.m. in San Antonio

2011-12 RESULTS VS. CELTICS

04/04 87-86 San Antonio at
Boston

ALL-TIME RESULTS

76-77:	BOS 4-0	94-95:	SA 2-0
77-78:	SA 4-0	95-96:	SA 2-0
78-79:	SA 4-0	96-97:	Tied 1-1
79-80:	BOS 4-2	97-98:	SA 2-0
80-81:	BOS 2-0	98-99:	DNP
81-82:	BOS 2-0	99-00:	SA 2-0
82-83:	BOS 2-0	00-01:	SA 2-0
83-84:	BOS 2-0	01-02:	SA 2-0
84-85:	BOS 2-0	02-03:	SA 2-0
85-86:	BOS 2-0	03-04:	SA 2-0
86-87:	BOS 2-0	04-05:	SA 2-0
87-88:	BOS 2-0	05-06:	SA 2-0
88-89:	BOS 2-0	06-07:	Tied 1-1
89-90:	Tied 1-1	07-08:	BOS 2-0
90-91:	Tied 1-1	08-09:	Tied 1-1
91-92:	Tied 1-1	09-10:	Ties 1-1
92-93:	Tied 1-1	10-11:	BOS 2-0
93-94:	SA 2-0	11-12:	SA 1-0

TOTALS: SA 41-38

SPURS-CELTICS SERIES NOTES

OVERALL RECORD: 41-38 HOME: 21-18 ROAD: 20-20 OT: 0-0
CURRENT STREAK: Won 1 HOME: L 5 ROAD: W 1
SPURS BIGGEST WIN: 30, 149-119 on 2/14/79 in San Antonio
SPURS BIGGEST LOSS: 41, 132-91 on 3/3/93 at Boston
SPURS LAST WIN AT HOME: 101-89 on 12/9/05
SPURS LAST LOSS AT HOME: 107-97 on 3/31/11
SPURS LAST WIN ON THE ROAD: 87-86 on 4/4/12
SPURS LAST LOSS ON THE ROAD: 105-103 on 1/5/11

DID YOU KNOW?

Celtics Head Coach Doc Rivers spent two seasons with San Antonio, averaging 4.4 points and 2.0 assists ... Rivers also spent two seasons as a color commentator on Spurs television... with a 91-85 win on 3/17/07, the Celtics snapped an 18-game winning streak the Spurs held over Boston ... prior to 3/17/07, Boston's last win against San Antonio was a 107-83 victory on 1/8/97 ... the Celtics win also snapped a 15-game road losing streak to the Silver and Black ... the last time Boston won in the Alamo City was on 2/14/90 when they defeated the Spurs 106-95 ... the Celtics held a 20-game win streak over the Spurs spanning from 1980-90... San Antonio holds the Celtics opponent record for most assists in a game with 49 on 2/14/79... the Spurs 149 points on that evening is good for third on Boston's all-time opponents high scoring list.

2011-12 SEASON SERIES (1-0) SAN ANTONIO SPURS VS. BOSTON

PLAYER	G	GS	MIN	-FIELD GOALS-			-3-POINT FG--			-FREE THROWS-			--REBOUNDS--			AST	PF	DQ	STL	TO	BLK	PTS	AVG	HI
				FG	FGA	PCT	FG	FGA	PCT	FT	FTA	PCT	OFF	DEF	TOT									
Green	1	1	36	6	13	.462	2	6	.333	0	0	---	1	3	4	1	1	0	1	1	0	14	14.0	14
Neal	1	0	20	5	9	.556	3	6	.500	0	0	---	0	3	3	4	2	0	0	5	0	13	13.0	13
Bonner	1	0	21	4	9	.444	2	7	.286	0	0	---	2	8	10	2	1	0	1	1	1	10	10.0	10
Duncan	1	1	34	4	12	.333	0	0	0	0	0	---	4	.500	0	12	16	1	1	0	10	10.0	10	
Parker	1	1	32	5	14	.357	0	2	.000	0	0	---	0	0	1	1	2	1	0	2	0	10	10.0	10
Blair	1	1	14	4	6	.667	0	0	---	1	2	.500	0	1	1	0	1	0	1	0	9	9.0	9	
Jackson (TOT)	1	0	26	2	9	.222	0	4	.000	4	4	1.000	2	7	9	2	0	0	1	1	0	8	8.0	8
Jackson (SA)	1	0	26	2	9	.222	0	4	.000	4	4	1.000	2	7	9	2	0	0	1	1	0	8	8.0	8
Spillner	1	0	14	4	6	.667	0	0	---	0	0	---	1	5	6	1	0	0	0	0	0	8	8.0	8
Gilmore II	1	0	25	2	6	.333	0	3	.000	1	1	1.000	1	1	2	2	1	0	0	0	5	5.0	5	
Dlaw (TOT)	1	1	29	2	6	.333	0	3	.000	0	0	---	0	6	6	3	2	0	0	1	0	4	4.0	4
Leonard	1	1	18	0	6	.000	0	0	---	0	0	---	1	0	1	0	2	0	0	0	0	0	0.0	0
SPURS	1	-	240	36	86	.419	7	28	.250	8	11	.727	12	41	53	17	18	0	7	17	4	87	87.0	87
CELTICS	1	-	240	38	83	.458	4	10	.400	6	13	.462	4	35	39	21	12	0	13	12	4	86	86.0	86

2011-12 SEASON SERIES (0-1) BOSTON CELTICS VS. SAN ANTONIO

PLAYER	G	GS	MIN	-FIELD GOALS-			-3-POINT FG--			-FREE THROWS-			--REBOUNDS--			AST	PF	DQ	STL	TO	BLK	PTS	AVG	HI	
				FG	FGA	PCT	FG	FGA	PCT	FT	FTA	PCT	OFF	DEF	TOT										
Bradley	1	0	34	9	16	.563	0	0	0	1	1	1.000	1	0	1	0	1	0	0	0	19	19.0	19		
Rondo	1	1	44	8	15	.533	0	2	.500	0	2	2	1.000	0	3	3	5	1	0	4	3	0	17	17.0	17
Garnett	1	1	33	7	19	.368	0	0	0	0	2	2	1.000	1	6	7	5	1	0	1	1	16	16.0	16	
Pierce	1	1	35	7	16	.438	1	4	.250	0	0	0	0	10	10	2	4	0	0	4	15	15.0	15		
Bass	1	1	29	3	6	.500	0	0	0	0	3	6	.500	2	5	7	0	1	0	2	9	9.0	9		
Alien	1	1	35	6	35	.171	1	2	.500	0	0	0	0	7	7	2	0	0	0	0	5	5.0	5		
Pavlovic	1	0	13	2	3	.667	1	2	.500	0	0	0	0	2	0	0	0	1	1	0	5	5.0	5		
Dooling	1	0	10	0	2	.000	0	0	0	0	0	0	0	0	0	0	0	0	0	0	0	0.0	0		
Stemna	1	0	8	0	0	.000	0	0	0	0	0	0	0	2	2	2	1	0	0	0	0	0.0	0		
CELTICS	1	-	240	38	83	.458	4	10	.400	6	13	.462	4	35	39	21	12	0	13	12	4	86	86.0	86	
SPURS	1	-	240	36	86	.419	7	28	.250	8	11	.727	12	41	53	17	18	0	7	17	4	87	87.0	87	



390 Murray Hill Parkway • East Rutherford, NJ 07073 • (201) 935-8888 • www.nets.com

Principal Owner Mikhail Prokhorov
 CEO, Nets Basketball; President and CEO, Brooklyn Sports & Entertainment Brett D. Yorkmark
 General Manager Billy King
 Assistant General Manager Bobby Marks
 Head Coach Avery Johnson
 Assistant Coaches P.J. Carlesimo, Mario Elie, Popeye Jones, Doug Overton
 Player Development/Video Coordinator Patrick Spurgin
 Head Athletic Trainer Tim Walsh
 Vice President, Public Relations Gary Sussman
 Senior Director, Public Relations Aaron Harris
 Home Court Barclays Center (18,200, Built in 2012)
 Radio WFAN (660 AM): Chris Carrino, Tim Capstraw
 Television YES Network: Ian Eagle, Mike Fratello, Ryan Ruocco, Jim Spanakel



2012-13 SCHEDULE VS. NETS

12/31 Monday 6:00 p.m. in San Antonio
 02/10 Sunday 7:00 p.m. at Brooklyn

2011-12 RESULTS VS. NETS

02/11 103-89 Spurs at New Jersey

ALL-TIME RESULTS

76-77:	SA 3-1	94-95:	SA 2-0
77-78:	SA 4-0	95-96:	SA 2-0
78-79:	SA 4-0	96-97:	NJ 2-0
79-80:	Tied 3-3	97-98:	Tied 1-1
80-81:	SA 2-0	98-99:	DNP
81-82:	Tied 1-1	99-00:	SA 2-0
82-83:	SA 2-0	00-01:	Tied 1-1
83-84:	SA 2-0	01-02:	NJ 2-0
84-85:	SA 2-0	02-03:	Tied 1-1
85-86:	Tied 1-1	03-04:	SA 2-0
86-87:	SA 2-0	04-05:	SA 2-0
87-88:	Tied 1-1	05-06:	SA 2-0
88-89:	Tied 1-1	06-07:	SA 2-0
89-90:	SA 2-0	07-08:	SA 2-0
90-91:	SA 2-0	08-09:	SA 2-0
91-92:	Tied 1-1	09-10:	Tied 1-1
92-93:	Tied 1-1	10-11:	SA 2-0
93-94:	Tied 1-1	11-12:	SA 1-0

TOTALS: SA 60-19

SPURS-NETS SERIES NOTES

OVERALL RECORD: 60-19 HOME: 35-4 ROAD: 25-15 OT: 2-1

CURRENT STREAK: Won 3 HOME: W 9 ROAD: W 2

SPURS BIGGEST WIN: 41, 151-110 on 11/25/78 in San Antonio

SPURS BIGGEST LOSS: 26, 99-73 on 11/7/93 in San Antonio

SPURS LAST WIN AT HOME: 106-96 on 2/25/11

SPURS LAST LOSS AT HOME: 92-86 on 1/22/02

SPURS LAST WIN ON THE ROAD: 103-89 on 02/11/12

SPURS LAST LOSS ON THE ROAD: 90-84 on 3/29/10

DID YOU KNOW?

The Spurs captured their second NBA Championship in franchise history when they defeated the Nets 4-2 in the NBA Finals on 6/15/03 ... Tim Duncan notched his second NBA Finals MVP award after averaging 24.2 points 17.0 boards and 5.3 assists over the six-game series ... Duncan also set a franchise playoff record with 8 blocks against New Jersey in the deciding game six ... the 2003 Finals also marked the first time that two former ABA teams met to decide an NBA Championship ... Nets Head Coach Avery Johnson spent 10 seasons with the Silver and Black as a player and has his jersey retired by the team ... Johnson led the Spurs in assists in eight of his 10 seasons and is the franchise's all-time leader in assists with 4,474 ... Nets Assistant Coach P.J. Carlesimo spent five seasons (2002-2007) as Gregg Popovich's lead assistant with the Spurs, contributing to three NBA titles in 2003, 2005 and 2007 ... Nets Assistant Coach Mario Elie had a successful career in the NBA, including two seasons with the Spurs (1998-2000), earning a championship ring in 1999 ... the Spurs own the Nets opponent record for most points scored in a regulation game with 151 on 11-25-78 ... San Antonio won the game 151-110.

2011-12 SEASON SERIES (1-0) SAN ANTONIO SPURS VS. BROOKLYN

PLAYER	G	GS	MIN	-FIELD GOALS-			-3-POINT FG-			-FREE THROWS-			--REBOUNDS--			AST	PF	DQ	STL	TO	BLK	PTS	AVG	HI
				FG	FGA	PCT	FG	FGA	PCT	FT	FTA	PCT	OFF	DEF	TOT									
Neal	1	0	23	8	10	.800	2	4	.500	0	0	---	1	3	4	3	1	0	0	0	0	18	18.0	18
Duncan	1	1	24	6	11	.545	0	0	---	1	2	.500	1	9	10	5	2	0	1	2	2	13	13.0	13
Parker	1	1	26	4	11	.364	0	2	.000	4	4	1.000	0	2	2	5	1	0	1	1	0	12	12.0	12
Blair	1	1	27	5	9	.556	0	0	---	1	3	.333	3	2	5	2	5	0	1	2	1	11	11.0	11
Green	1	1	21	4	8	.500	2	4	.500	0	0	---	0	2	2	1	0	0	0	1	2	10	10.0	10
Splitter	1	0	23	3	5	.600	0	0	---	4	6	.667	2	3	5	1	3	0	1	3	2	10	10.0	10
Glenn	1	0	17	4	7	.571	0	2	.000	0	0	---	0	1	1	4	0	0	0	1	0	8	8.0	8
Jefferson	1	1	19	3	5	.600	1	3	.333	0	0	---	0	2	2	1	1	0	1	2	0	7	7.0	7
Bonner	1	0	22	6	13	.462	1	4	.250	0	0	---	0	3	3	1	1	0	0	0	5	5.0	5	
Leonard	1	0	27	1	2	.500	1	1	1.000	2	2	1.000	3	5	8	0	1	0	2	0	1	5	5.0	5
Anderson	1	0	9	2	5	.400	0	2	.000	0	0	---	0	0	0	0	2	0	1	0	0	4	4.0	4
Oliver (TOT)	2	1	59	3	7	.429	0	1	.000	0	0	---	0	5	5	12	3	0	2	0	0	6	3.0	4
Jackson (TOT)	1	0	8	1	4	.250	0	1	.000	0	0	---	0	2	2	0	1	0	0	0	0	2	2.0	2
Joseph	1	0	3	0	1	.000	0	0	---	0	0	---	0	1	1	1	0	0	0	0	0	0	0.0	0
SPURS	1	-	240	42	80	.525	7	22	.318	12	17	.706	10	33	43	25	17	0	5	14	6	103	103.0	103
NETS	1	-	240	35	87	.402	7	24	.292	12	15	.800	10	26	39	19	12	0	8	13	4	89	89.0	89

2011-12 SEASON SERIES (0-1) BROOKLYN NETS VS. SAN ANTONIO

PLAYER	G	GS	MIN	-FIELD GOALS-			-3-POINT FT-			-FREE THROWS-			--REBOUNDS--			AST	PF	DQ	STL	TO	BLK	PTS	AVG	HI
				FG	FGA	PCT	FG	FGA	PCT	FT	FTA	PCT	OFF	DEF	TOT									
D. Williams	1	1	38	9	23	.391	2	8	.250	7	8	.875	0	4	4	8	1	0	0	4	0	27	27.0	27
Wallace (TOT)	2	2	72	10	21	.476	2	6	.333	9	11	.818	5	17	22	11	4	0	4	7	4	31	15.5	19
Humphries	1	0	31	7	10	.700	0	0	---	2	5	.400	4	4	8	0	3	0	0	3	2	15	15.0	15
Farrar	1	0	31	5	10	.500	2	6	.333	0	0	---	1	5	6	7	1	0	0	10	0	12	12.0	12
Morrow	1	1	35	5	11	.455	1	4	.250	0	0	---	0	1	1	0	0	0	1	0	0	11	11.0	11
Brooks	1	1	24	2	10	.200	1	3	.333	2	3	.667	1	4	5	2	2	0	0	6	0	7	7.0	7
Gaines	1	0	10	3	6	.500	0	0	---	0	0	---	0	1	1	0	0	0	1	0	0	6	6.0	6
Petro	1	1	20	3	5	.600	0	0	---	0	0	---	0	2	2	1	2	0	0	0	0	6	6.0	6
Sha. Williams	1	0	30	1	9	.111	1	3	.333	0	0	---	3	3	6	0	2	0	1	0	0	3	3.0	3
J. Williams	1	0	6	0	2	.000	0	0	---	2	2	1.000	1	0	1	0	0	0	1	0	1	2	2.0	2
She. Williams	1	0	16	0	1	.000	0	0	---	0	0	---	2	3	5	0	1	0	1	1	1	0	0.0	0
NETS	1	-	240	35	87	.402	7	24	.292	12	15	.800	10	26	39	19	12	0	5	14	4	89	89.0	89
SPURS	1	-	240	42	80	.525	7	22	.318	12	17	.706	10	33	43	25	17	0	8	13	6	103	103.0	103

CHARLOTTE BOBCATS



333 E. Trade Street • Charlotte, NC 28202 • (704) 688-8600 • www.bobcats.com

Chairman and CEO Michael Jordan
President and Chief Operating Officer Fred Whitfield
President of Basketball Operations Rod Higgins
General Manager Rich Cho
Head Coach Mike Dunlap
Assistant Coaches Brian Winters, Dan Leibovitz, Stephen Silas, Rick Brunson
Head Athletic Trainer Steve Stricker
Strength and Conditioning Matt Frila
Director of Basketball Communications Josh Rosen
Basketball Communications Manager Kathryn Karakus
Home Court Time Warner Cable Arena (19,077, built in 2005)
Radio TBD
Television FSN Carolinas/Sportsouth: Steve Martin, Dell Curry, Stephanie Ready



2012-13 SCHEDULE VS. BOBCATS

12/08 Saturday 6:00 p.m. at Charlotte
01/30 Wednesday 7:30 p.m. in San Antonio

2011-12 RESULTS VS. BOBCATS

03/02 102-72 Spurs in San Antonio

ALL-TIME RESULTS

04-05: SA 2-0
05-06: SA 2-0
06-07: Tied 1-1
07-08: SA 2-0
08-09: SA 2-0
09-10: Tied 1-1
10-11: SA 2-0
11-12: 1-0
TOTALS: SA 13-2

SPURS-BOBCATS SERIES NOTES

OVERALL RECORD: 13-2 HOME: 7-1 ROAD: 6-1 OT: 0-1
CURRENT STREAK: Won 3 HOME: W 5 ROAD: W 1
SPURS BIGGEST WIN: 30, 102-72 on 03/02/12 in San Antonio
SPURS BIGGEST LOSS: 16, 92-76 on 1/15/10
SPURS LAST WIN AT HOME: 102-72 on 03/02/12
SPURS LAST LOSS AT HOME: 92-85 (OT) on 11/15/06
SPURS LAST WIN ON THE ROAD: 95-91 on 11/08/10
SPURS LAST LOSS ON THE ROAD: 92-76 on 1/15/10

DID YOU KNOW?

San Antonio tied a Bobcats opponent record with 15 steals on 3/18/05... Spurs guard Tony Parker and Bobcats forward Boris Diaw are both from France and have played together on the French National Team.

2011-12 SEASON SERIES (1-0) SAN ANTONIO SPURS VS. CHARLOTTE

PLAYER	G	GS	MIN	-FIELD GOALS-			-3-POINT FG--			-FREE THROWS-			--REBOUNDS--			AST	PF	DQ	STL	TO	BLK	PTS	AVG	HI
				FG	FGA	PCT	FG	FGA	PCT	FT	FTA	PCT	OFF	DEF	TOT									
Parker	1	1	29	7	11	.636	0	0	---	1	2	.500	0	3	3	4	1	0	3	5	0	15	15.0	15
Bonner	1	0	20	5	7	.714	4	6	.667	0	0	---	0	4	4	1	1	0	1	0	0	14	14.0	14
Duncan	1	1	23	6	17	.353	0	0	---	2	3	.667	1	7	8	3	1	0	0	1	2	14	14.0	14
Jefferson	1	1	28	4	8	.500	4	6	.667	2	2	1.000	0	7	7	1	1	0	1	0	1	14	14.0	14
Leonard	1	0	17	2	8	.250	0	0	---	6	6	1.000	2	3	5	0	3	1	0	1	0	10	10.0	10
Neal	1	0	24	3	8	.375	2	5	.400	1	2	.500	0	2	2	3	2	1	0	0	0	9	9.0	9
Spillitter	1	0	21	4	8	.500	0	0	---	1	2	.500	2	3	5	0	2	0	0	3	1	9	9.0	9
Ford	1	0	16	3	3	1.000	0	0	---	1	2	.500	0	1	1	3	3	0	0	3	0	7	7.0	7
Jackson (TOT)	1	1	17	1	5	.200	1	4	.250	3	3	1.000	0	1	1	1	6	1	1	3	0	6	6.0	6
Blair	1	1	28	2	8	.250	0	0	---	0	0	---	5	6	11	2	3	0	1	5	0	4	4.0	4
Green	1	1	17	2	4	.500	0	1	.000	0	0	---	3	1	4	0	2	0	0	0	1	4	4.0	4
Joseph	1	0	7	1	2	.500	0	0	---	0	0	---	3	1	2	2	0	0	0	0	0	2	2.0	2
Anderson	1	0	10	0	1	.000	0	0	---	0	2	.000	0	3	3	1	0	0	0	0	0	0	0.0	0
SPURS	1	-	240	39	82	.476	10	20	.500	14	21	.667	14	41	55	20	17	0	10	19	5	102	102.0	102
BOBCATS	1	-	240	31	83	.373	3	16	.188	7	10	.700	10	27	37	21	21	0	8	17	6	72	72.0	72

2011-12 SEASON SERIES (0-1) CHARLOTTE BOBCATS VS. SAN ANTONIO

PLAYER	G	GS	MIN	-FIELD FG	GOALS- FGA	PCT	-3-POINT FG	FG-- DEF	-FREE FT	THROWS- PCT	--REBOUNDS-- OFF DEF TOT	AST	PF	DQ	STL	TO	BLK	PTS	AVG	HI				
Diaw	1	1	26	6	10	.600	2	3	.667	0	0	---	3	3	6	3	1	0	0	1	0	14	14.0	14
Maggette	1	1	28	4	12	.333	1	2	.500	5	6	.833	0	2	2	0	3	0	1	1	0	14	14.0	14
Henderson	1	0	24	4	12	.333	0	0	---	0	0	---	0	6	6	3	1	0	0	1	0	8	8.0	8
Walker	1	0	24	4	11	.364	0	2	.000	0	1	.000	2	1	3	5	2	0	2	3	0	8	8.0	8
White	1	0	17	4	6	.667	0	0	---	0	0	---	0	4	4	1	1	0	0	0	2	8	8.0	8
Brown	1	0	20	2	5	.400	0	0	---	2	3	.667	1	2	3	2	4	0	2	2	0	6	6.0	6
Dilap	1	1	15	2	2	1.000	0	0	---	0	0	---	3	4	7	1	2	0	0	3	0	4	4.0	4
Augustin	1	1	24	1	9	.111	0	4	.000	0	0	---	0	1	1	5	0	0	2	1	0	2	2.0	2
Carroll	1	0	6	1	3	.333	0	1	.000	0	0	---	0	0	0	1	1	0	0	0	0	2	2.0	2
Mullins	1	0	12	1	4	.250	0	0	---	0	0	---	1	1	2	0	3	0	0	2	3	2	2.0	2
Thomas	1	0	4	1	3	.333	0	0	---	0	0	---	0	0	0	0	4	0	0	0	0	2	2.0	2
Williams	1	0	14	1	3	.333	0	1	.000	0	0	---	0	1	1	0	1	0	0	1	0	2	2.0	2
Najera	1	0	21	0	3	.000	0	3	.000	0	0	---	0	2	2	0	2	0	1	1	1	0	0.0	0
BOBCATS	1	-	240	31	83	.373	3	16	.188	7	10	.700	10	27	37	21	21	0	8	17	6	72	72.0	72
SPURS	1	-	240	39	82	.476	10	20	.500	14	21	.667	14	41	55	20	17	0	10	19	5	102	102.0	102

1901 W. Madison Street • Chicago, IL 60612 • (312) 455-4000 • www.bulls.com



Chairman Jerry Reinsdorf
 President and Chief Operating Officer Michael Reinsdorf
 Executive Vice President-Basketball Operations John Paxson
 General Manager Gar Forman
 Head Coach Tom Thibodeau
 Assistant Coaches Ron Adams, Andy Greer, Adrain Griffin, Ed Pinckney, Mike Wilhelm
 Special Assistant to the General Manager Randy Brown
 Head Athletic Trainer Fred Tedeschi
 Senior Director, Public and Media Relations Tim Hallam
 Senior Manager, Public and Media Relations Sebrina Brewster
 Home Court United Center (20,917, built in 1994)
 Radio WMVP (1000 AM): Chuck Swirsky, Bill Wennington, Steve Kaskul
 Spanish Radio WRTO (1200 AM): Omar Ramos, Ozzie Guillen, Jr.
 Television WGN (Ch. 9), WCIU (Ch. 26),
 Comcast SportsNet Chicago: Neil Funk, Stacey King



2012-13 SCHEDULE VS. BULLS

02/11 Monday 7:00 p.m. at Chicago
 03/06 Wednesday 8:00 p.m. in San Antonio

2011-12 RESULTS VS. BULLS

02/29 96-89 Bulls in San Antonio

ALL-TIME RESULTS

76-77:	CHI 3-1	94-95:	Tied 1-1
77-78:	Tied 2-2	95-96:	CHI 2-0
78-79:	SA 3-0	96-97:	CHI 2-0
79-80:	SA 2-0	97-98:	CHI 2-0
80-81:	SA 2-0	98-99:	SA 1-0
81-82:	Tied 1-1	99-00:	SA 2-0
82-83:	SA 2-0	00-01:	Tied 1-1
83-84:	SA 2-0	01-02:	SA 2-0
84-85:	Tied 1-1	02-03:	SA 2-0
85-86:	Tied 1-1	03-04:	SA 2-0
86-87:	Tied 1-1	04-05:	SA 2-0
87-88:	Tied 1-1	05-06:	Tied 1-1
88-89:	CHI 2-0	06-07:	Tied 1-1
89-90:	Tied 1-1	07-08:	SA 2-0
90-91:	SA 2-0	08-09:	SA 2-0
91-92:	Tied 1-1	09-10:	CHI 2-0
92-93:	SA 2-0	10-11:	Tied 1-1
93-94:	Tied 1-1	11-12:	CHI 0-1
TOTALS: SA 46-29			

SPURS-BULLS SERIES NOTES

OVERALL RECORD: 46-29 HOME: 27-10 ROAD: 19-19 OT: 3-1

CURRENT STREAK: Lost 2 HOME: L 1 ROAD: L 2

SPURS BIGGEST WIN: 29 two times, latest 131-102 on 12/2/83 in San Antonio

SPURS BIGGEST LOSS: 42, 111-69 on 3/5/97 at Chicago

SPURS LAST WIN AT HOME: 103-94 on 11/17/10

SPURS LAST LOSS AT HOME: 96-89 on 02/29

SPURS LAST WIN ON THE ROAD: 92-87 on 1/17/09

SPURS LAST LOSS ON THE ROAD: 109-99 on 2/17/11

DID YOU KNOW?

Bulls General Manager John Paxson played for the Spurs from 1983-85 ... he averaged 4.9 points and 2.9 assists in 127 games ... the Spurs set their regular season single game attendance record when 37,492 fans packed the Alamodome to see the Spurs face Michael Jordan and the Bulls on 3/14/98 ... the Bulls won the game 96-86 ... the Spurs tied a franchise high with 20 blocked shots vs. Chicago on 11/26/99 ... six-time NBA All-Star Artis Gilmore averaged 19.3 points and 11.1 rebounds in 482 games with the Bulls (1976-82, 1987) and 16.1 points and 9.7 rebounds in 380 games with the Spurs (1982-87) ... Bulls guard Keith Bogans spent the 2009-10 season with Silver and Black, averaging 4.4 points and 2.2 rebounds in 79 games.

2011-12 SEASON SERIES (0-1) SAN ANTONIO SPURS VS. CHICAGO

PLAYER	G	GS	MIN	-FIELD GOALS-			-3-POINT FG--			-FREE THROWS--			--REBOUNDS--			AST	PF	DQ	STL	TO	BLK	PTS	AVG	HI
				FG	FGA	PCT	FG	FGA	PCT	FT	FTA	PCT	OFF	DEF	TOT									
Neal	1	0	24	9	15	.600	2	7	.286	1	2	.500	1	1	2	3	2	0	1	1	0	21	21.0	21
Duncan	1	0	33	8	21	.381	0	2	.000	2	2	1.000	0	10	10	0	0	0	2	1	2	18	18.0	18
Green	1	1	30	4	8	.500	3	6	.500	0	0	---	1	3	4	1	3	0	1	0	0	11	11.0	11
Parker	1	1	38	5	16	.313	0	0	---	1	2	.500	2	4	6	9	3	0	0	3	0	11	11.0	11
Jackson (TOT)	1	0	35	4	14	.286	1	6	.167	1	1	1.000	0	4	4	5	3	0	0	2	0	10	10.0	10
Biall	1	1	23	4	10	.400	0	0	---	1	2	.500	4	5	9	2	2	1	0	2	1	9	9.0	9
Dlaw (TOT)	2	1	42	7	15	.467	0	5	.000	1	3	.333	1	6	7	7	1	0	0	1	0	15	7.5	8
Jefferson	1	1	20	2	2	1.000	0	0	---	0	0	---	0	1	1	1	4	0	0	2	0	6	6.0	6
Anderson	1	0	24	2	3	.667	0	0	---	1	2	.500	0	5	5	2	2	0	0	2	1	5	5.0	5
Spillner	1	0	18	2	6	.333	0	0	---	1	2	.500	2	2	4	0	2	0	0	1	1	5	5.0	5
Bonner	1	0	22	1	2	.500	1	2	.500	0	0	---	0	1	1	0	1	0	0	1	0	3	3.0	3
Ford	1	0	8	0	3	.000	0	1	.000	0	0	---	0	0	0	0	1	0	0	1	0	0	0.0	0
SPURS	1	-	240	37	86	.430	8	20	.400	7	12	.583	10	32	42	20	19	0	8	15	5	89	89.0	89
BULLS	1	-	240	37	88	.420	7	15	.467	15	21	.714	13	37	50	16	15	0	7	16	3	96	96.0	96

2011-12 SEASON SERIES (1-0) CHICAGO BULLS VS. SAN ANTONIO

PLAYER	G	GS	MIN	-FIELD GOALS-			-3-POINT FG--			-FREE THROWS--			--REBOUNDS--			AST	PF	DQ	STL	TO	BLK	PTS	AVG	HI
				FG	FGA	PCT	FG	FGA	PCT	FT	FTA	PCT	OFF	DEF	TOT									
Rose	1	1	35	10	23	.435	1	5	.200	8	8	1.000	0	1	1	4	2	0	0	2	1	29	29.0	29
Watson	1	0	13	5	8	.625	2	4	.500	0	0	---	0	1	1	4	0	0	2	1	1	12	12.0	12
Dang	1	1	37	3	8	.375	2	3	.667	2	4	.500	2	0	2	2	0	0	0	2	0	10	10.0	10
Noah	1	1	32	5	9	.556	0	0	---	0	0	---	4	9	13	3	3	0	0	0	0	10	10.0	10
Boozer	1	1	23	4	13	.308	0	0	---	0	0	---	3	5	8	1	1	0	2	2	1	8	8.0	8
Brainer	1	0	29	4	9	.444	1	1	1.000	2	2	.000	1	4	5	1	3	1	2	0	0	8	8.0	8
Korver	1	0	14	2	2	1.000	2	2	1.000	2	2	1.000	0	4	4	0	0	0	1	1	0	8	8.0	8
Bjelson	1	0	25	3	7	.429	0	0	---	1	2	.500	2	3	5	0	3	0	0	2	0	7	7.0	7
Asi	1	0	16	0	0	---	0	0	---	2	2	1.000	1	1	2	0	1	0	0	2	0	2	2.0	2
Hamiilton	1	1	16	1	8	.125	0	0	---	0	1	.000	0	2	2	0	1	0	1	1	0	2	2.0	2
Lucas	1	0	0	0	1	.000	0	0	---	0	0	---	0	0	0	0	0	0	0	0	0	0	0.0	0
BULLS	1	-	240	37	88	.420	7	15	.467	15	21	.714	13	37	50	16	15	0	7	16	3	96	96.0	96
SPURS	1	-	240	37	86	.430	8	20	.400	7	12	.583	10	32	42	20	19	0	8	15	5	89	89.0	89

CLEVELAND CAVALIERS



One Center Court • Cleveland, OH 44115-4001 • (216) 420-2000 • www.cavs.com

Majority Owner/Chairman Dan Gilbert
Vice Chairmen Jeff Cohen, Nate Forbes
President Len Komoroski
General Manager Chris Grant
Head Coach Byron Scott
Assistant Coaches Paul Pressey, Jamahl Mosley, Joe Prunty, Nate Tibbetts
Assistant Coach/Strength & Conditioning Stan Kellers
Head Athletic Trainer Max Benton
Senior Vice President of Communications Tad Carper
Basketball Communications Coordinator Jeff Schaefer
Home Court Quicken Loans Arena (20,562, built in 1994)
Radio WTAM (1100 AM): John Michael, Jim Chones
Television FOX Sports Ohio: Fred McLeod, Austin Carr



2012-13 SCHEDULE VS. CAVALIERS

02/13 Wednesday 6:00 p.m. at Cleveland
03/16 Saturday 7:30 p.m. in San Antonio

2011-12 RESULTS VS. CAVALIERS

04/03 125-90 Spurs at Cleveland
04/22 114-98 Spurs in San Antonio

ALL-TIME RESULTS

76-77:	Tied 2-2	94-95:	SA 2-0
77-78:	SA 4-0	95-96:	SA 2-0
78-79:	SA 4-0	96-97:	SA 2-0
79-80:	CLE 4-2	97-98:	SA 2-0
80-81:	Tied 1-1	98-99:	CLE 1-0
81-82:	SA 2-0	99-00:	Tied 1-1
82-83:	SA 2-0	00-01:	SA 2-0
83-84:	Tied 1-1	01-02:	Tied 1-1
84-85:	Tied 1-1	02-03:	SA 2-0
85-86:	Tied 1-1	03-04:	Tied 1-1
86-87:	Tied 1-1	04-05:	SA 2-0
87-88:	CLE 2-0	05-06:	Tied 1-1
88-89:	CLE 2-0	06-07:	CLE 2-0
89-90:	Tied 1-1	07-08:	Tied 1-1
90-91:	SA 2-0	08-09:	CLE 2-0
91-92:	Tied 1-1	09-10:	Tied 1-1
92-93:	Tied 1-1	10-11:	SA 2-0
93-94:	SA 2-0	11-12:	SA 2-0
TOTALS: SA 52-29			

SPURS-CAVS SERIES NOTES

OVERALL RECORD: 52-29 HOME: 34-6 ROAD: 18-23 OT: 2-0
CURRENT STREAK: Won 5 HOME: W 3 ROAD: W 2
SPURS BIGGEST WIN: 35, 125-90 on 04/03/12 at Cleveland
SPURS BIGGEST LOSS: 37, 127-90 on 3/23/93 at Cleveland
SPURS LAST WIN AT HOME: 114-98 on 04/22/12
SPURS LAST LOSS AT HOME: 97-86 on 2/27/09
SPURS LAST WIN ON THE ROAD: 125-90 on 04/03/12
SPURS LAST LOSS ON THE ROAD: 97-95 on 3/8/10

DID YOU KNOW?

The Spurs swept the Cavaliers 4-0 in the 2007 NBA Finals, claiming San Antonio its fourth championship ... Tony Parker was named Finals MVP after averaging 24.5 points, 5.0 rebounds and 3.3 assists ... Cavaliers assistant coaches Joe Prunty and Paul Pressey both spent time as assistants to Gregg Popovich ... Pressey also played for the Spurs from 1990-92 ... he averaged 5.4 points and 2.2 rebounds in 126 games ... the Spurs set a franchise record for field goal percentage in a half vs. Cleveland on 12/11/04 shooting .839 (26-31) in the first half .

2011-12 SEASON SERIES (2-0) SAN ANTONIO SPURS VS. CLEVELAND

PLAYER	G	GS	MIN	F-G	F-A	GOALS-PCT	3-P	3-A	3-PCT	FT	FTA	THROWS-PCT	REBOUNDS--OFF	REBOUNDS--DEF	TOT	AST	PF	DQ	STL	TO	BLK	PTS	AVG	HI
Green	2	2	45	12	19	.632	7	11	.636	2	4	.500	0	4	4	0	0	0	3	2	1	33	16.5	19
Gi nobili	2	0	41	11	16	.688	1	2	.500	0	0	0	1	8	9	1	0	0	3	4	0	27	13.5	20
Willis	2	0	28	11	14	.786	5	6	.833	0	0	0	0	2	3	3	0	0	0	0	5	27	13.5	20
Blair	2	2	49	9	16	.563	0	0	0	7	8	.875	2	8	10	4	8	0	2	2	1	25	12.5	15
Parker	2	2	44	12	17	.706	0	2	0	1	1	1.000	1	4	5	14	2	0	1	2	1	25	12.5	19
Jackson (TOT)	3	0	55	9	21	.429	2	7	.286	9	12	.750	1	10	11	9	6	0	2	5	1	29	9.7	17
Jackson (SA)	2	0	31	5	10	.500	2	4	.500	7	9	.778	0	7	7	4	5	0	2	3	1	19	9.5	17
Leonard	2	2	50	6	15	.400	1	6	.167	6	8	.750	3	7	10	2	1	0	2	2	1	19	9.5	11
Spil tter	2	0	37	7	10	.700	0	0	0	5	6	.833	2	10	12	3	4	0	0	1	2	19	9.5	11
Neal	2	0	36	2	14	.143	2	4	.500	4	4	1.000	1	5	6	2	0	0	1	2	0	18	9.0	11
Duncan	2	1	23	2	6	.333	0	0	0	3	4	.750	1	7	8	1	1	0	1	3	2	7	7.0	7
Anderson	2	0	20	3	5	.600	1	3	.333	1	2	.500	0	2	2	1	1	0	0	1	0	8	4.0	5
Diaw (TOT)	4	2	77	8	20	.400	0	1	0	0	0	0	8	14	22	15	13	0	2	4	1	19	4.0	6
Diaw (SA)	2	1	47	6	11	.545	0	1	.000	0	0	0	6	7	13	11	7	0	1	2	0	12	6.0	6
Bonner	2	0	29	0	5	.000	0	4	.000	0	0	0	0	3	3	0	2	0	0	0	0	0	0.0	0
SPURS	2	-	480	90	158	.570	19	43	.442	40	50	.800	17	74	91	54	35	0	16	27	9	239	119.5	125
CAVALIERS	2	-	480	71	170	.418	14	46	.304	32	43	.744	24	45	69	37	35	0	13	27	5	188	94.0	98

2011-12 SEASON SERIES (0-2) CLEVELAND CAVALIERS VS. SAN ANTONIO

PLAYER	G	GS	MIN	-F1ELD GOALS-			-3-PPOINT FG--			-FREE THROWS-			--REBOUNDS--			AST	PF	DQ	STL	TO	BLK	PTS	AVG	HI
				FG	FGA	PCT	FG	FGA	PCT	FT	FTA	PCT	OFF	DEF	TOT									
Jam1 son	2	2	61	13	33	.394	6	13	.462	4	6	.667	2	5	7	4	1	0	1	1	0	36	18.0	21
Irving	2	2	59	13	33	.394	3	10	.300	3	3	1.000	0	3	3	8	4	0	3	7	1	32	16.0	19
Hudson	1	0	22	5	10	.500	2	2	1.000	0	0	0	1	2	3	2	3	0	2	3	0	12	12.0	12
Erden	1	0	12	4	7	.571	0	0	---	3	4	.750	3	0	3	0	0	1	0	1	0	11	11.0	11
T. Thompson	2	2	58	8	16	.500	0	0	---	3	6	.500	6	7	13	3	3	0	2	2	2	19	9.5	10
Parker	2	2	53	8	19	.421	1	8	.125	1	1	1.000	0	9	9	7	4	0	2	1	1	18	9.0	10
Casspi	2	0	39	4	13	.308	1	5	.200	7	8	.875	1	6	7	2	3	0	0	0	0	16	8.0	11
Gee	2	1	48	5	11	.455	0	1	0.000	4	5	.800	3	7	10	4	4	0	1	4	1	14	7.0	10
Harris	2	1	33	5	11	.455	1	4	.250	3	4	.750	2	2	4	1	3	0	1	1	0	14	7.0	14
S1 oan (TOT)	2	0	33	3	8	.375	0	2	.000	3	4	.750	0	1	1	1	2	0	0	2	0	9	4.5	7
S1 oan (CLE)	2	0	33	3	8	.375	0	2	.000	3	4	.750	0	1	1	1	2	0	0	2	0	9	4.5	7
Samuel s	2	0	26	2	4	.500	0	0	---	1	2	.500	5	1	6	0	5	0	0	2	0	5	2.5	5
Wal ton (TOT)	2	0	32	1	5	.200	0	1	0.000	0	0	---	1	2	3	5	2	0	0	2	0	2	1.0	2
Wal ton (CLE)	2	0	32	1	5	.200	0	1	0.000	0	0	---	1	2	3	5	2	0	0	2	0	2	1.0	2
Harangody	1	0	3	0	0	---	0	0	---	0	0	---	0	0	0	0	0	0	0	0	0	0.0	0	0
CAVALIERS	2	-	480	71	170	.418	14	46	.304	32	43	.744	24	45	69	37	35	0	13	27	5	188	94.0	98
SPURS	2	-	480	90	158	.570	19	43	.442	40	50	.800	17	74	91	54	35	0	16	27	9	239	119.5	125

American Airlines Center • 2500 Victory Avenue • Dallas, TX 75219
(214) 665-4660 • www.mavs.com



Owner Mark Cuban
President & CEO Terrence Ross
Head Coach Rick Carlisle
President of Basketball Operations/General Manager Don Nelson
Assistant Coaches Jim O'Brien, Tony Brown, Monte Mathis, Darrell Armstrong
Assistant General Manager Keith Grant
Head Athletic Trainer Casey Smith
Director of Basketball Communications Sarah Melton
Basketball Communications Manager Scott Tomlin
Home Court American Airlines Center (19,200, built in 2001)
Radio ESPN Radio (103.3 FM): Chuck Copperstein, Brad Davis
Spanish Radio KFLC (1270 AM): Victor Villalba
Television TXA (Ch. 21), FOX Sports Southwest: Mark Followill, Derek Harper, Jeff Wade



2012-13 SCHEDULE VS. MAVERICKS

12/23 Sunday 6:00 p.m. in San Antonio
12/30 Sunday 6:30 p.m. at Dallas
01/23 Friday 7:00 p.m. at Dallas
03/14 Thursday 7:00 p.m. in San Antonio

2011-12 RESULTS VS. MAVERICKS

01/05 93-71 Spurs in San Antonio
01/29 101-100 (OT) Mavs at Dallas
03/17 106-99 Mavs at Dallas
03/23 104-87 Spurs in San Antonio

ALL-TIME RESULTS

80-81: SA 5-1 91-92: SA 5-0
81-82: SA 5-1 92-93: SA 5-0
82-83: SA 4-2 93-94: SA 5-0
83-84: DAL 4-2 94-95: SA 3-2
84-85: DAL 2-2 95-96: Tied 2-2
85-86: DAL 4-2 96-97: SA 3-1
86-87: DAL 4-2 97-98: SA 4-0
87-88: DAL 5-1 98-99: SA 3-1
88-89: DAL 5-1 99-00: Tied 2-2
89-90: DAL 3-2 00-01: SA 3-1
90-91: SA 4-1 01-02: SA 3-1

02-03: Tied 2-2
03-04: DAL 3-1
04-05: SA 3-1
05-06: Tied 2-2
06-07: DAL 3-1
07-08: SA 3-1
08-09: Tied 2-2
09-10: DAL 3-1
10-11: SA 3-1
11-12: Tied 2-2
TOTALS: SA 88-64

SPURS-MAVERICKS SERIES NOTES

OVERALL RECORD: 88-64 HOME: 50-26 ROAD: 38-38 OT: 3-4
CURRENT STREAK: Won 1 HOME: W 3 ROAD: L 2
SPURS BIGGEST WIN: 41, 140-99 on 11/1/91 in San Antonio
SPURS BIGGEST LOSS: 44, 126-82 on 1/27/89 at Dallas
SPURS LAST WIN AT HOME: 104-87 on 03/23/12
SPURS LAST LOSS AT HOME: 103-94 on 11/26/10
SPURS LAST WIN ON THE ROAD: 97-91 on 3/18/11
SPURS LAST LOSS ON THE ROAD: 106-99 on 03/17/12

DID YOU KNOW?

The Spurs franchise was originally located in Dallas ... the Chaparrals as they were called moved to the Alamo City in 1973 after being sold to a group of local investors ... the first game in Mavs history was a 103-92 win over the Spurs on 10/11/80 ... Mavs center Ian Mahinmi spent three seasons with the Spurs from 2007-10, averaging 3.8 points and 1.8 rebounds in 32 games ... the Spurs set an NBA record by shooting 70.7% (53-75) from the field in a 132-120 win over the Mavericks on 4/16/83 ... Tim Duncan set a career-high with 53 points against the Mavericks on 12/26/01 ... Duncan's 53 points is tied for the fourth highest point total in Spurs history ... Duncan also set a Spurs playoff record for points in a quarter on 5/17/06 after scoring 21 in the second quarter in Game 5 of the Western Conference semifinals ... in San Antonio's 133-126 double-overtime victory on 12/9/08 the Spurs set a franchise record by scoring 17 points in the second overtime period, the most points scored by a Spurs team in an overtime period.

2011-12 SEASON SERIES (2-2) SAN ANTONIO SPURS VS. DALLAS MAVERICKS

PLAYER	G	GS	MIN	-FIELD GOALS-			-3-POINT FG-			-FREE THROWS-			--REBOUNDS--			AST	PF	DQ	STL	TO	BLK	PTS	AVG	HI
				FG	PCT	GOALS	FG	PCT	PTS	FGA	PCT	FT	FTA	PCT	OFF									
Jefferson	2	2	58	10	21	476	5	13	385	3	6	500	2	12	14	5	4	0	2	2	1	28	14.0	16
Green	4	2	110	21	47	447	7	19	368	6	6	1000	5	14	19	8	9	0	6	4	3	55	13.8	18
Duncan	4	4	111	22	53	415	0	0	0	10	19	526	7	20	27	7	7	0	3	54	13.5	17		
Neal	4	1	107	17	41	415	12	20	333	2	3	667	2	14	16	12	6	0	4	8	0	48	12.0	19
Parker	3	3	91	12	35	343	1	3	600	8	16	500	1	5	6	23	2	0	3	0	33	11.0	13	
Bonner	4	0	103	15	25	600	12	21	571	0	0	---	3	12	15	6	6	0	0	1	2	42	10.5	17
Gi nobi I I	2	1	52	7	22	318	4	12	333	2	3	667	0	10	10	13	8	0	2	5	1	20	10.0	11
Split tter	3	0	65	10	22	455	0	0	0	6	9	667	5	11	16	0	8	0	2	3	0	26	8.7	15
Jackson (TOT)	3	1	67	9	19	474	3	11	273	1	2	500	1	12	13	4	7	0	3	6	0	22	7.3	10
Jackson (SA)	2	0	38	6	11	545	2	6	333	1	2	500	1	7	8	2	0	1	1	0	15	7.5	10	
Ford	1	0	19	3	7	429	1	2	500	0	0	---	0	0	1	1	5	2	0	1	0	7	7.0	7
Leonard	4	3	99	13	27	481	1	8	125	0	0	---	5	15	20	3	4	0	3	1	1	27	6.8	12
Dawson	1	0	1	3	3	1000	0	0	---	0	0	---	0	0	0	0	1	0	0	1	6	6.0	6	
Bl al r	4	4	76	10	23	435	0	0	0	0	0	---	9	12	21	9	9	0	5	6	0	20	5.0	8
Anderson	3	0	29	5	6	833	3	3	1000	0	0	---	0	7	7	3	1	0	0	0	0	13	4.3	8
Diaw (TOT)	1	0	16	1	1	1000	0	0	---	0	0	---	0	3	3	1	4	0	0	2	1	2	2.0	2
Diaw (SA)	1	0	16	1	1	1000	0	0	---	0	0	---	0	3	3	1	4	0	0	2	1	2	2.0	2
Diogu	1	0	5	0	1	000	0	0	---	0	0	---	0	0	0	0	1	0	0	1	0	0	0.0	0
Joseph	1	0	5	0	2	000	0	0	---	0	0	---	0	0	0	0	0	0	0	0	0	0	0.0	0
SPURS	4	985	155	347	447	48	107	449	38	64	594	40	143	183	97	75	0	26	43	13	396	99.0	104	
MAVERICKS	4	985	139	337	412	27	89	303	60	75	800	40	149	189	60	56	0	24	45	29	365	91.3	106	

2011-12 SEASON SERIES (2-2) DALLAS MAVERICKS VS. SAN ANTONIO

PLAYER	G	GS	MIN	-FIELD GOALS-			-3-POINT FG--			-FREE THROWS-			--REBOUNDS--			PF	DO	STL	TO	BLK	PTS	AVG	HI	
				FG	FGA	PCT	FG	FGA	PCT	FT	FTA	PCT	OFF	DEF	TOT									AST
Terry	4	0	125	31	65	477	9	22	409	10	11	909	3	6	9	12	3	0	4	4	1	81	20.3	34
Nowi tzkli	4	4	135	22	65	338	2	11	182	13	14	929	3	24	27	7	6	0	2	8	1	59	14.8	27
Beauboul s	4	3	120	19	46	413	1	11	091	5	5	1000	0	20	20	14	5	0	3	9	6	44	11.0	16
Carter	4	2	105	14	31	452	4	12	333	8	9	889	4	11	15	6	10	0	3	3	1	40	10.0	21
Ki dd	3	3	78	10	22	465	8	15	533	0	0	---	0	14	14	14	4	0	1	2	0	28	9.3	14
Harri on	3	0	18	1	4	250	1	4	250	2	2	1000	5	14	19	1	4	0	6	3	0	29	8.0	13
Mahiri mli	4	2	105	11	17	647	0	0	---	2	12	583	8	26	34	0	11	0	3	6	4	24	7.3	11
West	2	1	43	5	12	417	0	1	000	2	2	1000	0	4	4	3	0	0	0	1	0	12	6.0	7
Wright	0	0	38	5	9	556	0	0	---	6	10	600	5	6	11	1	3	0	1	1	16	4.7	6	
Odum	3	0	65	6	22	273	0	8	000	2	2	1000	3	13	16	1	3	0	1	3	1	14	4.7	6
Haywood	2	2	47	3	6	500	0	0	---	3	6	500	7	7	14	0	4	0	0	3	5	9	4.5	6
Jones	3	0	14	2	5	400	0	0	---	2	2	1000	2	0	2	0	2	0	0	1	0	6	2.0	6
Cardi nal	3	0	18	1	4	250	1	4	250	0	0	---	0	3	3	1	1	0	0	0	0	3	1.0	3
VI	1	0	2	0	1	000	0	0	---	0	0	---	0	1	1	0	0	0	0	0	0	0	0.0	0
MAVERICKS	4	985	139	337	412	27	89	303	60	75	800	40	149	189	60	56	0	24	45	29	365	91.3	106	
SPURS	4	985	155	347	447	48	107	449	38	64	594	40	143	183	97	75	0	26	43	13	396	99.0	104	

DENVER NUGGETS



Pepsi Center, 1000 Chopper Place • Denver, CO 80204
(303) 405-1100 • www.nuggets.com

Owner E. Stanley Kroenke
President & Governor Josh Kroenke
Executive Vice President of Basketball Operations Masai Ujiri
Advisor to the Executive Vice President of Basketball Operations Pete D'Alessandro
Head Coach George Karl
Assistant Coaches John Welch, Melvin Hunt, Chad Iske, Ryan Bowen
Director of Scouting Mike Bratz
Head Athletic Trainer/Traveling Secretary Jim Gillen
Director of Media Relations Tim Galt
Media Relations Manager Nick O'Hare
Home Court Pepsi Center (19,155, built in 1999)
Radio KRWZ (950 AM) & KCKK (1510 AM/93.7 FM); Jason Kosmicki
Television Altitude Sports & Entertainment; Chris Marlowe, Scott Hastings



2012-13 SCHEDULE VS. NUGGETS

11/17 Saturday 7:30 p.m. in San Antonio
03/27 Wednesday 7:30 p.m. in San Antonio
04/10 Wednesday 9:30 p.m. at Denver

2011-12 RESULTS VS. NUGGETS

01/07 121-117 Spurs in San Antonio
02/23 114-99 Spurs at Denver
03/04 99-94 Nuggets in San Antonio

ALL-TIME RESULTS

76-77: SA 2-1 89-90: SA 3-1 02-03: SA 3-1
77-78: DEN 2-1 90-91: SA 4-1 03-04: SA 3-1
78-79: DEN 3-1 91-92: SA 4-1 04-05: Tied 2-2
79-80: Tied 1-1 92-93: SA 4-1 05-06: Tied 2-2
80-81: SA 4-2 93-94: SA 4-2 06-07: SA 2-1
81-82: SA 4-2 94-95: SA 4-1 07-08: Tied 2-2
82-83: SA 4-2 95-96: SA 4-0 08-09: DEN 2-1
83-84: Tied 3-3 96-97: Tied 2-2 09-10: Tied 2-2
84-85: Tied 3-3 97-98: SA 4-0 10-11: SA 3-1
85-86: Tied 3-3 98-99: SA 4-0 11-12: SA 2-1
86-87: DEN 5-1 99-00: SA 3-1 **TOTALS: SA 99-62**
87-88: DEN 5-1 00-01: Tied 2-2
88-89: Tied 3-3 01-02: SA 4-0

SPURS-NUGGETS SERIES NOTES

OVERALL RECORD: 99-62 **HOME:** 62-19 **ROAD:** 37-43 **OT:** 3-2
CURRENT STREAK: Lost 1 **HOME:** L 1 **ROAD:** W 1
SPURS BIGGEST WIN: 35 two times, latest 109-74 on 12/21/01 in San Antonio
SPURS BIGGEST LOSS: 30, 134-104 on 10/31/86 at Denver
SPURS LAST WIN AT HOME: 121-117 on 01/07/12
SPURS LAST LOSS AT HOME: 99-94 on 03/04/12
SPURS LAST WIN ON THE ROAD: 114-99 on 02/23/12
SPURS LAST LOSS ON THE ROAD: 115-112 on 3/23/11

DID YOU KNOW?

Nuggets Head Coach George Karl spent his entire professional playing career with the Spurs, playing from 1973-76 while a part of the ABA and 1976-78 while part of the NBA ... Karl averaged 7.0 points in 231 appearances in the ABA and 2.6 points in 33 appearances in the NBA ... he also served as an assistant coach during the 1979-80 season ... Spurs assistant coach Don Newman played three seasons for the Montana Golden Nuggets of the CBA, where his head coach was George Karl ... Spurs assistant coach Chip Engelland spent two seasons (2003-05) with the Nuggets, serving as an assistant coach/player development ... Spurs assistant coach Chad Forcier began his coaching career as an intern with the Seattle SuperSonics under George Karl from 1992-97 ... San Antonio held the Nuggets to an NBA-low 3 points in the first quarter on 11/27/02 ... Tim Duncan holds two Pepsi Center opponent records: Duncan had 8 steals on 2/9/00 and blocked 8 shots on 10/29/03 ... Spurs Hall of Famer George Gervin scored 53 points vs. Denver on 1/8/80, the most ever by a Spurs player in the HemisFair Arena.

2011-12 SEASON SERIES (2-1) SAN ANTONIO SPURS VS. DENVER

PLAYER	G	GS	MIN	-F	FGA	GOALS- FGA	PCT	-3	PT	FG-- PCT	-FREE THROWS- FT	FT	FTA	PCT	--REBOUNDS-- OFF DEF TOT	AST	PF	DQ	STL	TO	BLK	PTS	AVG	HI
Parker	3	3	105	23	43	535	3	5	.600	11	16	.688	2	4	6	25	6	0	4	11	0	60	20.0	25
Jefferson	3	3	95	14	27	.519	11	19	.579	4	4	1,000	0	10	10	6	7	0	2	4	1	43	14.3	19
Duncan	3	3	73	17	34	.500	0	0	---	8	13	.615	3	17	20	8	5	0	0	6	5	42	14.0	18
Green	3	2	88	15	30	.500	4	12	.333	8	9	.889	5	10	15	5	0	0	5	4	2	42	14.0	24
Blair	3	2	69	17	32	.531	0	0	---	4	4	1,000	11	11	22	4	9	0	3	2	1	38	12.7	28
Jackson (TOT)	2	2	53	7	24	.292	1	7	.143	4	4	1,000	2	1	3	5	2	0	2	4	0	19	9.5	17
Bonner	3	0	57	9	18	.500	7	15	.467	0	2	.667	2	7	9	2	6	0	1	0	0	25	8.3	12
Giannis	1	0	24	2	5	.400	2	3	.667	2	2	1,000	0	4	4	5	3	0	0	1	0	8	8.0	8
Splittter	1	0	42	6	8	.750	0	0	---	4	5	.800	2	7	9	2	6	0	1	4	3	16	8.0	10
Leonard	3	0	44	6	10	.600	1	3	.333	8	9	.889	2	10	12	2	3	0	2	1	0	21	7.0	13
Neal	3	1	63	8	25	.320	3	12	.250	0	1	1,000	1	6	7	7	3	0	0	1	0	19	6.3	10
Ford	2	0	27	3	6	.500	0	1	.000	4	5	.800	1	5	6	8	5	0	0	3	2	10	5.0	8
Joseph	1	0	3	1	1	1.000	0	0	---	0	0	---	0	0	0	1	2	0	0	0	0	2	2.0	2
Anderson	3	0	25	1	8	.125	0	4	.250	0	0	---	1	1	2	3	7	0	1	0	0	10	3.3	9
Dawson	1	0	2	0	0	---	0	0	---	0	0	---	0	1	1	0	0	0	0	0	0	0	0.0	0
SPURS	3	-	720	122	247	.494	32	74	.432	53	68	.779	30	93	123	78	59	0	19	38	15	329	109.7	121
NUGGETS	3	-	720	119	250	.476	21	52	.404	56	75	.747	29	94	123	69	61	0	20	35	14	315	105.0	117

2011-12 SEASON SERIES (1-2) DENVER NUGGETS VS. SAN ANTONIO

PLAYER	G	GS	MIN	-F	FGA	GOALS- FGA	PCT	-3	PT	FG-- PCT	-FREE THROWS- FT	FT	FTA	PCT	--REBOUNDS-- OFF DEF TOT	AST	PF	DQ	STL	TO	BLK	PTS	AVG	HI
Gallinari	1	1	40	10	16	.625	3	4	.750	8	10	.800	2	3	5	2	2	0	2	1	0	31	31.0	31
Lawson	2	2	75	16	34	.471	2	5	.400	8	9	.889	2	10	12	21	7	0	1	1	1	42	21.0	22
McCoy (TOT)	1	1	29	9	13	.692	0	0	---	3	4	.750	7	8	15	1	2	0	1	1	1	21	21.0	21
Brewer	3	2	74	18	34	.529	2	8	.250	8	10	.800	2	8	10	2	2	0	3	3	0	46	15.3	23
Afflalo	3	3	117	17	36	.472	6	9	.667	5	6	.833	2	10	12	6	8	0	5	3	1	45	15.0	19
Harprington	3	0	33	2	34	.500	9	9	.333	9	9	.667	3	11	18	1	1	0	1	1	0	43	14.3	19
Miller	3	1	77	16	39	.410	1	3	.333	6	8	.750	7	6	13	17	9	0	2	5	0	39	13.0	20
Fernandez	1	0	29	4	8	.500	2	4	.500	1	2	.500	0	3	3	3	3	1	0	1	2	11	11.0	11
Faried	2	2	51	6	13	.462	0	0	---	3	6	.500	2	8	10	6	8	0	0	2	2	15	7.5	11
Mozgov	3	0	53	6	10	.600	0	0	---	5	6	.833	2	8	10	0	7	0	1	4	3	17	5.7	8
Stone	2	0	21	2	6	.333	1	3	.333	4	4	1,000	0	1	1	7	1	0	2	0	0	9	4.5	9
Kouros	2	1	26	4	8	.500	0	0	---	0	0	---	4	5	9	1	3	0	1	2	0	8	4.0	8
Andersen	3	0	33	2	3	.667	0	0	---	2	5	.400	2	9	11	0	4	0	1	1	0	6	2.0	5
Hamilton	2	0	38	1	9	.111	1	7	.143	0	0	---	0	9	9	2	4	0	0	2	1	3	1.5	3
NUGGETS	3	-	720	119	250	.476	21	52	.404	56	75	.747	29	94	123	69	61	0	20	35	14	315	105.0	117
SPURS	3	-	720	122	247	.494	32	74	.432	53	68	.779	30	93	123	78	59	0	19	38	15	329	109.7	121



Six Championship Drive • Auburn Hills, MI 48326
(248) 377-0100 • www.pistons.com

Owner Tom Gores
President, Palace Sports & Entertainment/Pistons Dennis Mannion
President, Basketball Operations Joe Dumars
Assistant General Manager George David
Head Coach Lawrence Frank
Assistant Coaches Brian Hill, John Loyer, Roy Rogers, Dee Brown,
Charles Klask, Bill Pope
Head Athletic Trainer Mike Aidenour
Strength & Conditioning Coach Arnie Kander
Vice President, Public Relations Kevin Grigg
Director, Media Relations Cletus Lewis, Jr.
Home Court The Palace of Auburn Hills (22,076, built in 1988)
Radio - WXYT (97.1 FM The Ticket): George Blaha, Mark Champion, Rick Mahorn



2012-13 SCHEDULE VS. PISTONS

02/08 Friday 6:30 p.m. at Detroit
03/03 Sunday 6:00 p.m. in San Antonio

2011-12 RESULTS VS. PISTONS

02/14 99-95 Spurs at Detroit

ALL-TIME RESULTS

76-77:	SA 2-1	94-95:	SA 2-0
77-78:	SA 2-1	95-96:	DET 2-0
78-79:	SA 3-1	96-97:	DET 2-0
79-80:	SA 4-2	97-98:	Tied 1-1
80-81:	SA 2-0	98-99:	SA 1-0
81-82:	SA 2-0	99-00:	Tied 1-1
82-83:	Tied 1-1	00-01:	SA 2-0
83-84:	Tied 1-1	01-02:	SA 2-0
84-85:	Tied 1-1	02-03:	SA 2-0
85-86:	Tied 1-1	03-04:	Tied 1-1
86-87:	Tied 1-1	04-05:	Tied 1-1
87-88:	Tied 1-1	05-06:	DET 2-0
88-89:	DET 2-0	06-07:	SA 2-0
89-90:	Tied 1-1	07-08:	DET 2-0
90-91:	SA 2-0	08-09:	Tied 1-1
91-92:	Tied 1-1	09-10:	Tied 1-1
92-93:	SA 2-0	10-11:	SA 2-0
93-94:	Tied 1-1	11-12:	SA 1-0
TOTALS: SA 48-30			

SPURS-PISTONS SERIES NOTES

OVERALL RECORD: 48-30 HOME: 27-12 ROAD: 21-18 OT: 1-2

CURRENT STREAK: Won 3 HOME: W 2 ROAD: W 2

SPURS BIGGEST WIN: 32, 108-76 on 1/25/03 at San Antonio

SPURS BIGGEST LOSS: 32, 143-111 on 11/27/87 at Detroit

SPURS LAST WIN AT HOME: 111-104 on 3/9/11

SPURS LAST LOSS AT HOME: 89-77 on 12/2/08

SPURS LAST WIN ON THE ROAD: 99-95 on 02/14/12

SPURS LAST LOSS ON THE ROAD: 190-101 (OT) on 2/21/10

DID YOU KNOW?

San Antonio captured its third NBA Championship with a win over Detroit in 2005 in a thrilling seven-game series ... Tim Duncan captured his third career NBA Finals MVP, making him just the second player --Michael Jordan was the other-- to earn MVP honors in their first three trips to the Finals ... David Robinson became just the fourth player in NBA history to record a quadruple-double on 2/17/94 vs. Detroit when he scored 34 points, grabbed 10 rebounds, blocked 10 shots and handed out 10 assists ... the Spurs held the Pistons to 64 points on .259 (21-81) shooting on 2/21/99, a Spurs franchise record for lowest field goal percentage by an opponent.

2011-12 SEASON SERIES (1-0) SAN ANTONIO SPURS VS. DETROIT PISTONS

PLAYER	G	GS	MIN	-FIELD GOALS-			-3-POINT FG--			-FREE THROWS-		--REBOUNDS--		AST	PF	DQ	STL	TO	BLK	PTS	AVG	HI		
				FG	FGA	PCT	FG	FGA	PCT	FT	FTA	PCT	OFF										DEF	TOT
Jackson (TOT)	1	1	43	9	17	.529	3	7	.429	4	4	1.000	0	6	6	6	3	0	3	6	0	25	25.0	25
Duncan	1	1	33	7	17	.412	0	0	---	4	4	1.000	5	8	13	3	3	0	2	3	3	18	18.0	18
Parker	1	1	33	5	13	.385	0	0	---	4	7	.571	0	3	3	7	1	0	0	2	0	14	14.0	14
Jefferson	1	1	33	4	7	.571	1	3	.333	4	4	1.000	1	1	2	0	5	0	0	0	0	13	13.0	13
Spencer	1	0	22	4	9	.444	0	0	---	5	8	.625	5	2	7	1	3	0	0	2	1	13	13.0	13
Bonner	1	0	21	4	6	.667	3	4	.750	0	2	.000	0	0	0	0	1	0	1	1	0	11	11.0	11
Leonard	1	0	19	4	6	.667	2	3	.667	1	1	1.000	0	4	4	1	2	0	2	3	1	11	11.0	11
Blair	1	1	16	5	10	.500	0	0	---	0	2	.000	1	4	5	0	3	0	0	0	0	10	10.0	10
Diaw (TOT)	2	2	49	3	12	.250	0	2	.000	2	4	.500	4	9	13	8	2	0	0	2	2	8	4.0	5
Green	1	1	22	1	3	.333	0	1	.000	2	2	1.000	0	5	5	1	2	0	3	0	0	4	4.0	4
Neal	1	0	16	2	3	.667	1	2	.500	0	0	---	0	1	1	3	2	0	1	1	0	4	4.0	4
Giannis	1	0	25	0	4	.000	0	1	.000	1	2	.500	0	2	2	7	3	0	0	1	1	1	0	1
SPURS	1	-	240	36	83	.434	6	14	.429	21	32	.656	12	30	42	23	25	0	9	13	6	99	99.0	99
PISTONS	1	-	240	39	84	.464	3	13	.231	14	25	.560	11	32	43	22	24	0	5	14	5	95	95.0	95

2011-12 SEASON SERIES (0-1) DETROIT PISTONS VS. SAN ANTONIO

PLAYER	G	GS	MIN	-FI ELDT GOALS-			-3-POINT FT--			-FREE THROWS-		--REBOUNDS--			AST	PF	DQ	STL	TO	BLK	PTS	AVG	HI	
				FG	FGA	PCT	FG	FGA	PCT	FT	FTA	OFF	DEF	TOT										
Stuckey	1	1	37	8	12	.667	0	0	---	7	10	.700	1	3	4	8	5	0	0	1	0	23	23.0	23
Prince	1	1	37	8	16	.500	0	2	.000	2	2	1.000	1	4	5	4	2	0	0	3	0	18	18.0	18
Knight	1	1	36	7	17	.412	1	4	.250	1	1	1.000	1	2	3	4	0	0	0	0	0	16	16.0	16
Gordon	1	0	20	5	13	.385	0	3	.000	0	0	---	1	2	3	0	0	0	0	1	0	10	10.0	10
Wallace	1	0	26	2	2	1.000	1	1	1.000	4	8	.500	3	2	5	2	4	0	1	2	1	9	9.0	9
Jarvis	1	0	20	3	4	.750	1	2	.500	0	0	---	3	2	5	3	2	0	0	1	1	7	7.0	7
Madril	1	1	27	3	7	.429	0	0	---	0	2	.000	1	8	9	0	3	0	1	0	2	6	6.0	6
Monroe	1	1	22	2	11	.182	0	0	---	0	2	.000	2	4	6	1	2	0	0	0	1	4	4.0	4
Daye	1	0	7	1	2	.500	0	1	.000	0	0	---	0	3	3	0	2	0	0	2	1	2	2.0	2
Russell	1	0	8	0	0	---	0	0	---	0	0	---	0	0	0	0	1	0	1	0	0	0	0.0	0
PI STONS	1	-	240	39	84	.464	3	13	.231	14	25	.560	11	32	43	22	24	0	5	14	5	95	95.0	95
SPURS	1	-	240	36	83	.434	6	14	.429	21	32	.656	12	30	42	23	25	0	9	13	6	99	99.0	99

GOLDEN STATE WARRIORS

1011 Broadway • Oakland, CA 94607 • (510) 986-2200 • www.warriors.com



Co-Executive Chairman, CEO & Governor Joe Lacob
 Co-Executive Chairman & Alternate Governor Peter Guber
 President & Chief Operating Officer Rick Welts
 General Manager Bob Myers
 Head Coach Mark Jackson
 Assistant Coaches Michael Malone, Pete Myers, Darren Erman,
 Bob Beyer, Jerry DeGregorio
 Assistant Coach/Player Development Kris Weems
 Head Athletic Trainer Chad Bergman
 Executive Director, Public Relations Raymond Ridder
 Director, Public Relations Dan Martinez
 Home Court ORACLE Arena (19,596, built in 1997)
 Radio KNBR (680/1050 AM); Tim Roye
 Television Comcast SportsNet Bay Area; Bob Fitzgerald, Jim Barnett



2012-13 SCHEDULE VS. WARRIORS

01/18 Friday 7:30 p.m. in San Antonio
 02/22 Friday 9:30 p.m. at Golden State
 03/20 Wednesday 7:30 p.m. in San Antonio
 04/15 Monday 9:30 p.m. at Golden State

2011-12 RESULTS VS. WARRIORS

01/04 101-95 Spurs in San Antonio
 04/16 120-99 Spurs at Golden State
 04/26 107-101 Spurs at Golden State

ALL-TIME RESULTS

76-77: Tied 2-2
 77-78: GS 3-1
 78-79: SA 1-1
 79-80: SA 2-0
 80-81: SA 4-1
 81-82: GS 3-2
 82-83: SA 4-1
 83-84: GS 3-2
 84-85: SA 4-1
 85-86: SA 3-2
 86-87: GS 4-1
 87-88: GS 3-2
 88-89: GS 3-1
 89-90: SA 3-1
 90-91: Tied 2-2
 91-92: Tied 2-2
 92-93: GS 3-1
 93-94: Tied 2-2
 94-95: SA 3-1
 95-96: SA 3-1
 96-97: GS 4-0
 97-98: SA 3-1
 98-99: SA 3-0
 99-00: SA 4-0
 00-01: SA 4-0
 01-02: SA 4-0
 02-03: SA 3-1
 03-04: Tied 2-2
 04-05: SA 3-0
 05-06: SA 4-0
 06-07: SA 3-1
 07-08: GS 2-1
 08-09 SA 4-0
 09-10: SA 3-0
 10-11: SA 4-0
 11-12: SA 3-0
TOTALS: SA 95-50

SPURS-WARRIORS SERIES NOTES

OVERALL RECORD: 95-50 **HOME:** 55-17 **ROAD:** 40-33 **OT:** 8-4
CURRENT STREAK: Won 15 **HOME:** W 27 **ROAD:** W 7
SPURS BIGGEST WIN: 45, 139-94 on 1/8/85 in San Antonio
SPURS BIGGEST LOSS: 37, 133-96 on 2/15/89 at Oakland
SPURS LAST WIN AT HOME: 101-95 on 01/04/12
SPURS LAST LOSS AT HOME: 108-94 on 2/14/97
SPURS LAST WIN ON THE ROAD: 107-101 on 04/26/12
SPURS LAST LOSS ON THE ROAD: 130-121 on 1/7/08

DID YOU KNOW?

Spurs head coach Gregg Popovich served as an assistant for the Warriors under Don Nelson's staff from 1992-93 through the 1994-95 season ... The Spurs own or have tied three separate opponent records against Golden State ... Terry Cummings had 16 offensive rebounds on 2/28/80 ... Johnny Moore tallied 9 steals in a game in San Antonio on 1/8/85 to tie the record ... George Johnson blocked 13 shots in one game on 2/24/81 ... The Silver and Black haven't lost at home to the Warriors since a 108-94 setback on 2/14/97, a span of 26-straight games ... The Spurs are 43-7 against the Warriors since Tim Duncan's rookie season 1997-98 ... Chad Bergman, last season's Assistant Athletic Trainer for the Spurs, now serves as the Head Athletic Trainer for the Warriors.

2011-12 SEASON SERIES (3-0) SAN ANTONIO SPURS VS. GOLDEN STATE

PLAYER	G	GS	MIN	F-ELD			GOALS--			3-POINT			FG--			FREE			THROWS--			--REBOUNDS--			AST	PF	DQ	STL	TO	BLK	PTS	AVG	HI
				F	FGA	PCT	F	FGA	PCT	F	FGA	PCT	FT	FTA	PCT	OFF	DEF	TOT															
Mills	2	1	60	15	32	.469	4	12	.333	6	2	6	1.000	3	4	7	13	1	0	2	5	1	40	20.0	34								
Jefferson	1	1	38	5	8	.625	5	5	1.000	0	0	0	0	0	5	5	0	4	0	1	0	17	17.0	17									
Blair	3	3	82	18	35	.514	0	0	0	8	9	.889	8	19	27	1	7	0	4	0	1	44	14.7	22									
Parker	2	2	49	9	23	.391	0	0	---	11	13	.846	1	3	4	13	3	0	0	4	0	29	14.5	21									
Duncan	2	2	42	11	17	.647	0	0	---	6	8	.750	3	8	11	0	0	0	1	0	28	14.0	15										
Gnabli	1	0	15	4	7	.571	2	3	.667	2	2	1.000	1	2	3	4	0	0	0	1	12	12.0	12										
Neal	2	0	41	8	19	.421	4	6	.667	4	4	1.000	0	6	6	5	2	0	0	2	24	12.0	17										
Ford	3	0	20	4	5	.800	1	1	1.000	0	0	0	0	1	1	8	1	0	3	0	9	9.0	9										
Green	3	2	42	9	18	.500	6	12	.500	1	2	.500	2	6	8	3	1	0	3	4	25	8.3	11										
Anderson	3	2	78	9	26	.346	2	8	.250	4	5	.800	5	5	10	6	4	0	1	4	24	8.0	19										
Byars	1	0	33	2	9	.222	0	6	.000	4	4	1.000	4	4	8	1	2	2	0	0	8	8.0	8										
Jackson (TOT)	1	0	22	0	6	.000	0	4	.000	8	9	.889	1	5	6	4	1	0	0	0	8	8.0	8										
Jackson (SA)	1	0	22	0	6	.000	0	4	.000	8	9	.889	1	5	6	4	1	0	0	0	8	8.0	8										
Spencer	3	0	46	5	19	.263	0	0	---	11	16	.688	8	10	18	3	5	0	6	2	21	7.0	15										
Diaw (TOT)	1	0	65	7	12	.583	3	3	1.000	2	2	1.000	5	15	20	8	10	0	9	1	19	6.3	9										
Diaw (SA)	2	0	42	4	8	.500	2	2	1.000	0	0	---	5	11	16	5	5	0	5	1	10	5.0	5										
Bonner	3	0	47	6	16	.375	4	11	.364	0	0	0	2	6	8	3	3	0	0	0	2	16	5.3	8									
Leonard	2	1	24	4	6	.667	1	2	.500	0	1	1.000	2	7	9	3	1	0	1	0	9	4.5	7										
Joseph	1	0	38	2	12	.167	0	3	.000	0	2	0	2	3	5	4	1	0	1	0	4	4.0	4										
SPURS	3	-	720	115	266	.432	31	75	67	84.798	47	107	154	77	42	0	17	40	328	109.3	120												
WARRIORS	3	-	720	120	260	.462	19	48	39	36	48.750	27	99	126	67	65	0	26	42	15	295	98.3	101										

2011-12 SEASON SERIES (0-3) GOLDEN STATE WARRIORS VS. SAN ANTONIO

PLAYER	G	GS	MIN	-FIELD GOALS-		-3-POINT FTG-		-FREE THROWS-		--REBOUNDS--		AST	PF	DQ	STL	TO	BLK	PTS	AVG	HI		
				F	FGA	F	FGA	FT	FTA	OFF	DEF										TOT	
Ellis	1	1	44	15	30	.500	4	8	4	1.000	0	2	2	7	1	0	2	3	38	38.0	38	
Robinson	1	0	31	11	20	.550	3	7	4	2.000	2	2	2	7	4	0	1	2	30	30.0	30	
Curry	1	1	30	7	11	.636	3	4	4	7.500	0	3	3	8	2	0	0	2	20	20.0	20	
Thompson	3	2	97	22	48	.458	6	18	0	8.750	0	16	16	11	11	0	2	6	56	18.7	29	
Boyer (TOT)	1	1	35	7	15	.467	0	0	0	0	0	5	6	11	3	3	0	1	14	14.0	14	
Tyler	2	2	76	12	32	.375	0	1	0	0	0	10	9	19	5	2	0	2	27	13.5	16	
Laë	1	1	38	5	13	.385	0	0	3	1.750	1	9	10	0	3	0	0	2	13	13.0	13	
C. Wright	2	1	63	11	18	.611	0	0	3	4.750	6	9	15	0	3	0	2	5	25	12.5	25	
D. Wright	3	2	70	5	14	.357	3	7	4	1.000	4	1	7	5	1	0	1	3	17	8.5	17	
Brown	1	0	20	3	6	.500	0	0	2	8.250	1	6	7	0	2	0	1	0	8	8.0	8	
Jenkins	3	2	52	8	22	.364	0	0	2	2.000	0	5	5	5	11	12	0	4	18	6.0	16	
Glenn (TOT)	3	2	56	7	13	.538	0	0	0	0	0	2	12	14	2	4	0	1	14	4.7	14	
Glenn (GS)	2	2	53	7	13	.538	0	0	0	0	0	2	10	12	2	4	0	1	14	7.0	14	
McGill re	3	0	53	6	16	.375	0	0	1	1.000	1	7	8	11	3	0	5	8	2	13	4.3	11
Blair	2	1	14	2	3	.667	0	0	0	0	0	2	3	5	0	0	0	3	4	4.0	4	
Rush	2	0	40	3	7	.429	0	3	0	0	0	0	2	0	1	1	0	0	6	3.0	6	
Moore	2	0	38	2	6	.333	0	0	0	0	0	2	7	9	3	8	0	1	4	2.0	2	
Udoh	1	0	12	1	1	1.000	0	0	0	0	0	1	2	3	0	0	1	1	2	2.0	2	
Smith	1	0	0	0	0	---	0	0	0	0	0	0	0	0	0	0	0	0	0	0.0	0	
WARRIORS	3	-	720	120	260	.462	19	48	36	48.798	27	99	126	67	65	0	26	42	295	98.3	101	
SPURS	3	-	720	115	266	.432	31	75	67	84.798	47	107	154	77	42	0	17	40	328	109.3	120	

Toyota Center • 1510 Polk Street • Houston, TX 77002 • (713) 758-7200 www.rockets.com

Owner Leslie Alexander
 Chief Executive Officer Tad Brown
 General Manager & Managing Director Basketball Operations Daryl Morey
 Senior Consultant Carroll Dawson
 Head Coach Kevin McHale
 Assistant Coaches Kelvin Sampson, John-Blair Bickerstaff,
 Chris Finch, Dean Cooper
 Executive Vice President of Basketball Operations Sam Hinkie
 Senior Vice President of Basketball Operations/Athletic Trainer Keith Jones
 Director of Media Relations Nelson Luis
 Manager of Media and Player Relations Tracey Hughes
 Home Court Toyota Center (18,043 built in 2003)
 Radio KILT (610 AM); Craig Ackerman, Joel Blank
 Television KEYH (850 AM); Adrian Chavarria
 FOX Sports Houston, my20; Bill Worrell, Clyde Drexler, Matt Bullard



2012-13 SCHEDULE VS. ROCKETS

12/07	Friday	7:30 p.m.	in San Antonio
12/10	Monday	7:00 p.m.	at Houston
12/28	Friday	7:30 p.m.	in San Antonio
03/24	Sunday	6:00 p.m.	at Houston

2011-12 RESULTS VS. ROCKETS

12/29	105-85	Rockets at Houston
01/11	101-95 (OT)	Spurs in San Antonio
01/21	105-102	Rockets in Houston
02/01	99-91	Spurs in San Antonio

ALL-TIME RESULTS

76-77: Tied 2-2	89-90: Tied 2-2	02-03: SA 3-1
77-78: SA 3-1	90-91: SA 3-2	03-04: SA 4-0
78-79: HOU 3-1	91-92: HOU 3-2	04-05: Tied 2-2
79-80: Tied 3-3	92-93: HOU 4-1	05-06: SA 4-0
80-81: Tied 3-3	93-94: SA 3-2	06-07: Tied 2-2
81-82: Tied 3-3	94-95: SA 5-1	07-08: Tied 2-2
82-83: SA 5-1	95-96: SA 3-1	08-09: Tied 2-2
83-84: SA 4-2	96-97: HOU 3-1	09-10: Tied 2-2
84-85: HOU 4-2	97-98: Tied 2-2	10-11: SA 3-1
85-86: HOU 5-1	98-99: SA 4-0	11-12: Tied 2-2
86-87: HOU 5-1	99-00: SA 3-0	TOTALS: SA 94-75
87-88: SA 4-2	00-01: SA 3-1	
88-89: HOU 6-0	01-02: SA 4-0	

SPURS-ROCKETS SERIES NOTES

OVERALL RECORD: 94-75 **HOME:** 58-26 **ROAD:** 36-49 **OT:** 3-3
CURRENT STREAK: Won 1 **HOME:** W 5 **ROAD:** L 3
SPURS BIGGEST WIN: 38, 128-90 on 1/15/82 in San Antonio
SPURS BIGGEST LOSS: 34, 138-104 on 1/20/84 at Houston
SPURS LAST WIN AT HOME: 99-91 on 02/01/12
SPURS LAST LOSS AT HOME: 116-109 on 1/22/10
SPURS LAST WIN ON THE ROAD: 115-107 on 3/12/11
SPURS LAST LOSS ON THE ROAD: 105-102 on 01/21/12

DID YOU KNOW?

Houston forward Luis Scola was originally a second round draft pick (56th overall) of the Spurs in the 2002 NBA Draft ... Houston acquired his draft rights on July 12, 2007, along with Jackie Butler from San Antonio in exchange for Vassilis Spanoulis, a 2009 second-round draft pick and cash considerations from the Rockets ... Scola and Spurs guard Manu Ginobili have been teammates on the Argentinian National Team since 1999 ... Tim Duncan holds the Toyota Center record with 7 blocks on 12/9/04 ... The Spurs hold the record for highest Rockets opponent field goal percentage by going 48-71 (.676) from the field on 4/7/85 ... the most offensive rebounds in Houston team history was reached vs. San Antonio on 4/13/84 when they grabbed 35.

2011-12 SEASON SERIES (2-2) SAN ANTONIO SPURS VS. HOUSTON

PLAYER	G	GS	MIN	-FIELD GOALS-			-3-POINT FG--			-FREE THROWS-			--REBOUNDS--			AST	PF	DQ	STL	TO	BLK	PTS	AVG	HI
				FG	FGA	PCT	FG	FGA	PCT	FT	FTA	PCT	OFF	DEF	TOT									
Parker	4	4	145	36	76	.474	1	5	.200	15	18	.833	1	9	10	27	4	0	4	9	0	88	22.0	28
Jackson (TOT)	1	0	30	8	16	.500	3	6	.500	1	2	.500	0	1	1	3	1	0	2	1	1	20	20.0	20
Duncan	3	3	85	17	37	.459	0	0	----	12	18	.667	7	12	19	6	0	0	4	7	4	46	15.3	25
Splitter	4	0	97	21	30	.700	0	0	----	7	9	.778	6	23	29	11	9	3	6	4	49	12.3	25	
Neal	3	0	80	14	31	.452	4	10	.400	1	2	.500	1	3	4	5	3	0	0	1	0	33	11.0	15
Blair	4	4	83	16	34	.471	0	0	----	7	11	.636	17	10	27	1	13	0	6	4	1	39	9.8	22
Bonner	4	1	101	10	27	.370	7	19	.368	7	9	.778	2	17	19	3	1	2	2	1	34	8.5	16	
Ginobili	1	1	20	4	8	.500	0	2	.000	0	0	----	1	4	5	1	2	0	1	3	1	8	8.0	8
Leonard	4	3	109	13	37	.351	0	5	.000	4	8	.500	13	11	24	1	5	0	3	4	3	30	7.5	11
Jefferson	4	4	110	10	36	.278	6	17	.353	1	3	.333	3	8	11	6	6	0	3	2	2	27	6.8	9
Green	4	0	82	9	26	.346	2	11	.182	1	1	.000	5	9	14	7	7	1	4	3	21	5.3	7	
Anderson	3	0	38	2	8	.250	1	4	.250	3	4	.750	2	3	5	2	0	0	1	3	0	8	2.7	5
Diaw (TOT)	2	1	51	2	15	.133	0	4	.000	0	0	----	1	7	8	6	5	0	2	5	2	4	2.0	4
Ford	1	0	7	1	1	1.000	0	0	----	0	0	----	0	0	0	0	2	0	0	1	0	2	2.0	2
Joseph	2	0	28	1	4	.250	0	0	----	0	0	----	1	1	2	4	0	0	0	1	1	2	1.0	2
SPURS	4	-	985	154	355	.434	21	73	.288	58	83	.699	59	110	169	74	52	0	28	51	20	387	96.8	102
ROCKETS	4	-	985	164	339	.484	27	91	.297	41	50	.820	44	126	170	80	81	0	28	56	23	396	99.0	105

2011-12 SEASON SERIES (2-2) HOUSTON ROCKETS VS. SAN ANTONIO

PLAYER	G	GS	MIN	-FIELD GOALS-			-3-POINT FG--			-FREE THROWS-			--REBOUNDS--			AST	PF	DQ	STL	TO	BLK	PTS	AVG	HI
				FG	FGA	PCT	FG	FGA	PCT	FT	FTA	PCT	OFF	DEF	TOT									
Martin	4	4	137	37	74	.500	12	30	.400	11	13	.846	4	12	16	11	5	0	2	5	1	97	24.3	29
Lowny	4	4	145	23	52	.442	8	21	.381	13	16	.813	2	20	22	30	9	0	8	11	1	67	16.8	22
Scola	4	4	119	26	48	.542	0	1	.000	2	2	1.000	6	14	20	8	11	0	2	9	1	54	13.5	20
Lee	4	0	79	15	32	.500	3	10	.300	0	0	---	0	7	7	5	1	0	3	4	2	33	11.0	15
Patterson	3	0	74	16	28	.571	0	0	---	0	0	---	6	9	15	3	8	0	2	3	0	32	10.7	12
Dragic	4	0	92	14	30	.467	0	8	.000	4	6	.667	0	7	7	13	9	0	2	2	1	32	8.0	14
Dalambert	4	1	101	10	21	.476	0	0	---	6	6	1.000	10	15	25	1	15	4	4	8	14	6	6.0	12
Thabest	1	0	4	3	3	1.000	0	0	---	0	0	---	1	1	2	0	0	0	0	0	0	6	6.0	6
Williams	1	0	22	2	4	.500	2	2	1.000	0	0	---	0	3	3	1	3	0	0	2	0	6	6.0	6
Parsons	4	3	87	9	26	.346	2	15	.133	1	2	.500	5	12	17	6	8	0	4	4	3	21	5.3	8
Hill	4	1	69	7	15	.467	0	1	.000	4	5	.800	9	18	27	0	11	0	1	1	4	18	4.5	6
Morris	1	0	7	1	4	.250	0	0	---	0	0	---	1	0	1	0	0	0	0	0	0	2	2.0	2
Budinger	3	1	40	1	4	.250	0	3	.000	0	0	---	0	8	8	0	0	0	0	1	0	2	0.7	2
Casby (TOT)	2	2	27	0	2	.000	0	0	---	0	0	---	0	2	2	2	2	0	2	2	0	0	0.0	0
Flannery	1	0	8	0	0	---	0	0	---	0	0	---	0	0	0	0	0	0	0	0	0	0	0.0	0
ROCKETS	4	-	985	164	339	.484	27	91	.297	41	50	.820	44	126	170	80	81	0	28	56	23	396	99.0	105
SPURS	4	-	985	154	355	.434	21	73	.288	58	83	.699	59	110	169	74	52	0	28	51	20	387	96.8	102

INDIANA PACERS

125 S. Pennsylvania Street • Indianapolis, IN 46204 • (317) 917-2500 • www.pacers.com



Owner, Chairman and Chief Executive Officer Herbert Simon
 President, Pacers Sports & Entertainment Jim Morris
 President of Basketball Operations Donnie Walsh
 Chief Operating Officer Rick Fuson
 Head Coach Frank Vogel
 Associate Head Coach Brian Shaw
 Assistant Coaches Jim Boylen, Dan Burke
 Assistant Coach/Scout Jimmy Powell
 Head Athletic Trainer/Team Administrator Josh Corbell
 Director/Pacers Media Relations David Benner
 Public Information Manager Krissy Myers
 Home Court Conseco Fieldhouse (18,165, built in 1999)
 Radio WIBC (93.1 FM): Mark Boyle, Bob Leonard, Kevin Lee
 Television FSN Indiana: Quinn Buckner, Chris Denari,
 Austin Croshere, Brooke Olzendamp



2012-13 SCHEDULE VS. PACERS

11/05 Monday 7:30 p.m. in San Antonio
 11/23 Friday 7:00 p.m. at Indiana

2011-12 RESULTS VS. PACERS

03/31 112-103 Spurs in San Antonio

ALL-TIME RESULTS

76-77:	Tied 2-2	95-96:	Tied 1-1
77-78:	SA 3-1	96-97:	Tied 1-1
78-79:	IND 3-1	97-98:	SA 2-0
79-80:	SA 4-2	98-99:	DNP
80-81:	IND 2-0	99-00:	Tied 1-1
81-82:	IND 2-0	00-01:	SA 2-0
82-83:	SA 2-0	01-02:	Tied 1-1
83-84:	SA 2-0	02-03:	SA 2-0
84-85:	Tied 1-1	03-04:	Tied 1-1
85-86:	Tied 1-1	04-05:	Tied 1-1
86-87:	IND 2-0	05-06:	SA 2-0
87-88:	IND 2-0	06-07:	Tied 1-1
88-89:	IND 2-0	07-08:	SA 2-0
89-90:	Tied 1-1	08-09:	SA 2-0
90-91:	Tied 1-1	09-10:	SA 2-0
91-92:	IND 2-0	10-11:	SA 2-0
92-93:	Tied 1-1	11-12:	SA 1-0
93-94:	SA 2-0	TOTALS:	SA 45-34
94-95:	IND 2-0		

SPURS-PACERS SERIES NOTES

OVERALL RECORD: 45-34 **HOME:** 26-14 **ROAD:** 19-20 **OT:** 2-2
CURRENT STREAK: Won 9 **HOME:** W 10 **ROAD:** W 4
SPURS BIGGEST WIN: 30, 112-82 on 1/20/78 in San Antonio
SPURS BIGGEST LOSS: 33, 130-97 on 11/8/86 at Indiana
SPURS LAST WIN AT HOME: 112-103 on 03/31/12
SPURS LAST LOSS AT HOME: 92-82 on 1/4/02
SPURS LAST WIN ON THE ROAD: 90-87 on 1/7/11
SPURS LAST LOSS ON THE ROAD: 100-99 on 4/1/07

DID YOU KNOW?

The Spurs and Pacers first met on 10/13/73 in Indianapolis when both teams played in the ABA ... the Pacers won that game 116-99 ... San Antonio held Indiana to a franchise-low 55 points in a 74-55 win on 3/29/98 ... the Pacers also set a Spurs opponent franchise-low for points in a half with 21 in the second half ... George Gervin holds the record for the most points scored in Market Square Arena by pouring in 55 vs. the Pacers on 1/23/80, leading the Spurs to a 144-130 win ... former Spur Larry Kenon recorded the first NBA opponent triple-double in Pacer history on 10/27/79 ... Indiana center Jeff Foster was born in San Antonio and attended James Madison High School.

2011-12 SEASON SERIES (1-0) SAN ANTONIO SPURS VS. INDIANA

PLAYER	G	GS	MIN	-FIELD GOALS-			-3-POINT FG--			-FREE THROWS-			--REBOUNDS-		AST	PF	DQ	STL	TO	BLK	PTS	AVG	HI		
				FG	FGA	PCT	FG	FGA	PCT	FT	FTA	PCT	OFF	DEF										TOT	
Duncan	1	1	32	7	16	.438	0	0	---	9	9	1.000	2	9	11	2	2	0	0	1	2	23	23.0	23	
Gi nobil i	1	0	28	6	10	.600	2	4	.500	4	4	1.000	0	2	2	2	5	2	0	2	3	18	18.0	18	
Parker	1	1	35	7	12	.583	0	1	.000	4	6	.667	1	3	4	5	2	1	0	2	1	18	18.0	18	
Neal	1	0	17	4	4	1.000	3	3	1.000	0	0	---	0	1	1	2	1	0	1	1	0	11	11.0	11	
Splitter	1	0	16	4	7	.571	0	0	---	2	2	1.000	3	4	7	1	1	1	0	1	1	10	10.0	10	
Jackson (TOT)	1	0	27	2	7	.286	1	3	.333	3	4	.750	0	1	1	1	3	0	2	2	0	8	8.0	8	
Jackson (SA)	1	0	27	2	7	.286	1	3	.333	3	4	.750	0	1	1	1	3	0	2	2	0	8	8.0	8	
Blair	1	1	23	2	4	.500	0	0	---	3	4	.750	3	2	5	0	3	0	0	0	1	7	7.0	7	
Green	1	1	13	2	6	.333	2	3	.667	1	2	.500	0	2	2	0	2	0	0	0	0	7	7.0	7	
Bonner	1	0	25	6	10	.600	0	0	---	1	2	.500	0	6	5	2	1	0	2	1	0	1	5	5.0	5
Leonard	1	1	24	2	5	.400	1	2	.500	0	0	---	1	1	2	2	2	3	0	2	1	0	5	5.0	5
Dlaw (TOT)	3	3	74	2	17	.118	0	4	.000	2	2	1.000	5	10	15	14	12	1	0	10	2	6	2.0	4	
SPURS	1	-	240	38	76	.500	9	19	.474	27	33	.818	10	30	40	22	17	0	8	10	3	103	103.0	103	
PACERS	1	-	240	42	79	.532	5	14	.357	14	18	.778	4	28	32	21	24	0	7	14	8	103	103.0	103	

2011-12 SEASON SERIES (0-1) INDIANA PACERS VS. SAN ANTONIO

PLAYER	G	GS	MIN	-FIELD GOALS-			-3-POI NT FG--			-FREE THROWS-			--REBOUNDS-			AST	PF	DQ	STL	TO	BLK	PTS	AVG	HI
				FG	FGA	PCT	FG	FGA	PCT	FT	FTA	PCT	OFF	DEF	TOT									
George	1	1	28	8	11	.727	1	3	.333	1	1	1.000	1	4	5	3	5	0	1	3	1	18	18.0	18
Granger	1	1	37	7	13	.538	1	3	.333	3	4	.750	0	3	3	2	3	0	1	3	1	18	18.0	18
Hilbert	1	1	36	6	10	.600	0	0	---	3	3	1.000	1	6	7	2	2	0	1	1	4	15	15.0	15
West	1	1	34	7	16	.438	0	1	.000	1	2	.500	0	3	3	2	2	0	1	2	2	15	15.0	15
Hinsborough	1	0	17	5	8	.625	0	0	---	2	4	.500	1	1	2	2	1	0	1	0	0	12	12.0	12
Hill	1	0	30	3	8	.375	1	3	.333	2	2	1.000	0	7	7	6	2	0	0	2	0	9	9.0	9
Collison	1	1	25	3	4	.750	0	1	.000	2	2	1.000	0	2	2	2	2	0	0	0	8	8.0	8	
Barbosa (TOT)	2	0	30	4	14	.286	2	5	.400	0	0	---	0	2	2	3	4	0	1	5	0	10	5.0	7
Barbosa (IND)	1	0	14	1	5	.200	1	2	.500	0	0	---	0	0	0	3	3	0	1	3	0	3	3.0	3
Jones	1	0	9	1	2	.500	1	1	1.000	0	0	---	0	1	1	1	1	0	1	0	0	3	3.0	3
Amundson	1	0	8	1	2	.500	0	0	---	0	0	---	1	1	2	0	2	0	0	0	0	2	2.0	2
PACERS	1	-	240	42	79	.532	5	14	.357	14	18	.778	4	28	32	21	24	0	7	14	8	103	103.0	103
SPURS	1	-	240	38	79	.500	9	19	.474	27	33	.818	10	30	40	22	17	0	8	10	5	112	112.0	112

6951 S. Centinela Ave. • Playa Vista, CA 90094 • (310) 862-6000 • www.clippers.com



Chairman of the Board, Owner and NBA Governor Donald T. Sterling
President and NBA Governor Andy Roeser
Vice President of Basketball Operations Gary Sacks
Head Coach Vinny Del Negro
Assistant Coaches Marc Iavaroni, Bob Ociepka, Robert Pack
Head Athletic Trainer Jasen Powell
Vice President, Communications Joe Safety
Director of Communications Rob Raichlen
Home Court STAPLES Center (19,060, built in 1999)
Radio KFWB News Talk (980 AM): Brian Sieman
Spanish Radio ESPN Deportes (1330 AM): Celso Gaspar
Television Prime Ticket: Ralph Lawler, Michael Smith



2012-13 SCHEDULE VS. CLIPPERS

11/07 Wednesday 9:30 p.m. at Los Angeles
11/19 Monday 7:30 p.m. in San Antonio
02/21 Thursday 9:30 p.m. at Los Angeles
03/29 Friday 7:30 p.m. in San Antonio

2011-12 RESULTS VS. CLIPPERS

12/28 115-90 Spurs in San Antonio
02/18 103-100 (OT) Spurs at Los Angeles
03/09 120-108 Clippers in San Antonio

ALL-TIME RESULTS

76-77: SA 4-0 89-90: SA 4-0 02-03: SA 3-1
77-78: SA 3-1 90-91: Tied 2-2 03-04: SA 3-1
78-79: SA 4-0 91-92: Tied 2-2 04-05: SA 4-0
79-80: SA 4-0 92-93: SA 4-0 05-06: SA 2-1
80-81: SA 4-1 93-94: SA 3-1 06-07: SA 4-0
81-82: SA 3-2 94-95: SA 4-0 07-08: SA 3-0
82-83: SA 4-1 95-96: SA 4-0 08-09: SA 4-0
83-84: SA 4-1 96-97: LA 4-0 09-10: SA 4-0
84-85: SA 3-1 97-98: LA 3-1 10-11: SA 2-1
85-86: SA 4-1 98-99: SA 3-0 11-12: 2-1
86-87: SA 4-1 99-00: SA 4-0 TOTALS: SA 115-30
87-88: SA 5-0 00-01: SA 4-0
88-89: LA 3-1 01-02: SA 3-1

SPURS-CLIPPERS SERIES NOTES

OVERALL RECORD: 115-30 HOME: 64-8 ROAD: 51-22 OT: 6-1
CURRENT STREAK: Lost 1 HOME: L 1 ROAD: W 1
SPURS BIGGEST WIN: 38, 163-125 on 11/8/78 in San Antonio
SPURS BIGGEST LOSS: 17, 118-101 on 2/20/82 in San Antonio
SPURS LAST WIN AT HOME: 115-90 on 12/12/11
SPURS LAST LOSS AT HOME: 120-108 on 03/09/12
SPURS LAST WIN ON THE ROAD: 103-100 (OT) on 02/18/12
SPURS LAST LOSS ON THE ROAD: 90-85 on 12/11/10

DID YOU KNOW?

Tony Parker became the youngest player to ever appear in a game for the Spurs when he suited up on 10/30/01 vs. the Clippers ... the 19-year-old Frenchman had 9 points and 3 assists in his NBA debut ... Clippers Head Coach Vinny Del Negro spent six years in San Antonio ... in 433 games he averaged 11.2 points and 3.6 assists ... with a 93-84 Spurs win on 03/09/07, the Clippers became the first NBA team San Antonio recorded 100 victories against ... the Spurs scored 163 points vs. the Clippers on 11/8/78, the most points ever scored by the Spurs in regulation in an NBA game ... the Spurs defeated the San Diego Clippers that night 163-125 ... David Robinson became the fourth player in NBA history to eclipse the 70-point mark with 71 points at Los Angeles on 4/24/94.

2011-12 SEASON SERIES (2-1) SAN ANTONIO SPURS VS. LA CLIPPERS

PLAYER	G	GS	MIN	-F.LD GOALS-		PCT	-3-POINT FG-		PCT	-FREE THROWS-		PCT	--REBOUNDS--		AST	PF	DQ	STL	TO	BLK	PTS	AVG	HI		
				FGA	PTS		FGA	PTS		FTA	PTS		OFF	DEF										TOT	
Parker	2	2	71	17	31	.548	0	2	.000	10	13	.769	1	2	5	6	19	3	0	0	3	0	44	22.0	30
Jackson (TOT)	1	1	45	4	18	.222	3	9	.333	7	8	.875	2	2	4	4	2	3	0	0	2	4	18	18.0	18
Neal	2	1	61	10	24	.417	6	13	.462	9	14	.643	0	6	6	6	5	3	0	3	1	35	17.5	18	
Gi nobi I I	3	1	73	13	23	.565	9	16	.563	13	13	1.000	1	6	7	15	5	0	2	5	1	48	16.0	24	
Duncan	3	3	96	17	40	.425	0	0	----	4	15	.267	8	21	29	6	5	0	0	1	2	38	12.7	17	
Bla ir	3	3	62	18	26	.692	0	0	----	0	0	----	7	4	11	5	9	0	1	5	0	36	12.0	20	
Jefferson	3	3	77	12	20	.600	4	9	.444	4	4	1.000	1	9	10	3	9	0	0	3	1	32	10.7	19	
Green	3	2	76	10	21	.476	7	11	.636	0	0	----	3	5	8	1	6	0	5	3	1	27	9.0	16	
Bonner	3	0	76	9	25	.360	6	16	.375	0	0	----	0	13	13	5	6	0	2	1	1	24	8.0	13	
Anderson	2	0	27	5	10	.500	0	3	.000	4	4	1.000	1	2	3	1	2	0	0	3	0	14	7.0	12	
Di aw (TOT)	1	0	24	3	10	.300	1	6	.167	0	0	----	0	1	1	2	2	0	0	0	2	7	7.0	7	
Leonard	3	0	58	7	15	.467	2	5	.400	0	0	----	6	11	17	4	7	0	1	2	2	16	5.3	10	
Ford	1	0	20	1	3	.333	0	1	.000	2	2	1.000	0	2	2	2	0	1	3	0	4	4.0	4		
Spil tter	3	0	41	4	9	.444	0	0	----	0	3	.000	0	6	6	3	9	0	1	5	3	8	2.7	4	
Joseph	3	0	4	0	3	.000	0	1	.000	0	0	----	0	2	2	0	0	0	0	0	0	0	0	0	
CLIPS	3	-	745	123	250	.492	34	77	.442	46	68	.676	28	92	120	72	66	0	16	37	11	326	108.7	115	
CLIPPERS	3	-	745	108	247	.437	29	73	.397	65	80	.813	32	92	124	59	58	1	22	39	5	310	103.3	120	

2011-12 SEASON SERIES (1-2) LOS ANGELES CLIPPERS VS. SAN ANTONIO

PLAYER	G	GS	MIN	-F EL D	GOALS-	PCT	-3-POINT	FG--	PCT	-FREE THROWS-	PCT	--REBOUNDS--	AST	PF	DQ	STL	TO	BLK	PTS	AVG	HI			
				FG	FGA		FG	FGA		FT	FTA	OFF	DEF	TOT										
Paul	3	3	115	21	49	.429	5	11	.455	20	21	.952	2	7	9	26	6	0	8	5	0	67	22.3	36
Gri PPI n	3	3	112	27	51	.529	0	4	.800	11	17	.647	13	25	38	6	12	0	0	5	0	65	21.7	28
Young (TOT)	1	0	24	7	10	.700	4	5	.800	0	0	---	0	2	2	0	4	0	1	3	1	18	18.0	18
Will iams	3	0	89	19	39	.487	10	16	.625	5	6	.833	0	6	6	4	4	0	3	3	0	53	17.7	23
Butler	3	3	99	13	29	.448	3	12	.250	10	11	.909	2	4	6	7	6	0	1	3	0	39	13.0	14
Foye	3	2	48	14	35	.400	7	20	.350	3	4	.750	1	4	5	5	5	0	1	3	0	38	12.7	21
Bl i l ups	2	1	28	2	5	.400	2	4	.500	5	5	1.000	0	0	0	1	2	0	1	1	1	11	11.0	8
Jordan	3	3	65	6	12	.500	0	0	---	6	10	.600	7	12	19	0	11	0	3	6	3	18	6.0	8
Gomes	2	0	34	3	8	.375	1	4	.250	2	2	1.000	2	4	6	2	2	1	0	0	1	9	4.5	5
Marti n	1	0	30	1	4	.250	0	1	.000	1	2	.500	0	7	7	2	2	0	0	3	0	3	3.0	3
Si mmons	1	0	28	1	6	.167	1	3	.333	0	0	---	1	6	7	1	4	0	0	3	0	3	3.0	3
Cook	1	0	8	0	1	.000	0	0	---	2	2	1.000	0	1	1	1	0	1	0	1	0	2	2.0	2
Evans	2	0	34	1	3	.333	0	0	---	0	0	---	4	11	15	0	3	0	0	1	0	2	1.0	2
Bl edsoe	2	0	12	0	3	.000	0	0	---	0	0	---	0	3	3	0	1	0	0	0	0	0	0	0
Lesli e	1	0	4	0	1	.000	0	0	---	0	0	---	0	2	2	0	0	0	0	0	0	0	0	0
Thompk ns	1	0	4	0	1	.000	0	0	---	0	0	---	0	0	0	0	0	0	0	0	0	0	0	0
CLIPPERS	3	-	745	108	247	.437	29	73	.397	65	80	.813	32	92	124	59	58	1	22	39	5	310	103.3	120
SPURS	3	-	745	123	250	.492	34	77	.442	46	68	.676	28	92	120	72	66	0	16	37	11	326	108.7	115

LOS ANGELES LAKERS



555 N. Nash Street • El Segundo, CA 90245 • (310) 426-6000 • www.lakers.com

Owner, President, Governor and Director Dr. Jerry H. Buss
General Manager Mitch Kupchak
Executive Vice President of Player Personnel/Alternate Governor Jim Buss
Assistant General Manager Glenn Carraro
Head Coach Mike Brown
Assistant Coaches Bernie Bickerstaff, Steve Clifford, Eddie Jordan
Darvin Ham, Chuck Person
Athletic Trainer Gary Vitti
Vice President of Public Relations John Black
Senior Manager of Public Relations Alison Bogli, Josh Rupprecht
Home Court STAPLES Center (18,997, built in 1999)
Radio ESPN Radio (710 AM): John Ireland, Mychal Thompson
Spanish Radio ESPN Deportes (1330 AM): Fernando Gonzalez, Pepe Mantilla
Television KCAL-TV, FS West: Stu Lantz, Bill Macdonald



2012-13 SCHEDULE VS. LAKERS

11/13 Tuesday 9:30 p.m. at Los Angeles
01/09 Wednesday 7:00 p.m. in San Antonio
04/14 Sunday 8:30 p.m. at Los Angeles

2011-12 RESULTS VS. LAKERS

04/11 98-84 Lakers in San Antonio
04/17 112-91 Spurs in Los Angeles
04/20 121-90 Spurs in San Antonio

ALL-TIME RESULTS

76-77:	LA 3-1	94-95:	SA 3-1
77-78:	Tied 2-2	95-96:	SA 3-1
78-79:	Tied 2-2	96-97:	Tied 2-2
79-80:	LA 2-0	97-98:	LA 4-0
80-81:	SA 3-2	98-99:	LA 2-1
81-82:	SA 3-2	99-00:	SA 3-1
82-83:	SA 4-1	00-01:	Tied 2-2
83-84:	SA 3-2	01-02:	LA 1-1
84-85:	LA 3-2	02-03:	SA 4-0
85-86:	LA 4-1	03-04:	LA 3-1
86-87:	LA 4-1	04-05:	SA 4-0
87-88:	LA 5-0	05-06:	SA 3-1
88-89:	LA 3-1	06-07:	LA 2-1
89-90:	Tied 2-2	07-08:	Tied 2-2
90-91:	LA 3-1	08-09:	LA 2-1
91-92:	SA 3-1	09-10:	Tied 2-2
92-93:	Tied 2-2	10-11:	Tied 2-2
93-94:	SA 4-0	11-12:	2-1
TOTALS: SA 72-74			

SPURS-LAKERS SERIES NOTES

OVERALL RECORD: 72-74 HOME: 45-29 ROAD: 27-45 OT: 4-3
CURRENT STREAK: W 2 HOME: W 1 ROAD: W 1
SPURS BIGGEST WIN: 32, 135-103 on 2/22/77 in San Antonio
SPURS BIGGEST LOSS: 40, 138-98 on 3/30/89 at Los Angeles
SPURS LAST WIN AT HOME: 121-90 on 04/20/12
SPURS LAST LOSS AT HOME: 98-84 on 04/11/12
SPURS LAST WIN ON THE ROAD: 112-91 on 4/17/12
SPURS LAST LOSS ON THE ROAD: 102-93 on 4/12/11

DID YOU KNOW?

Lakers Head Coach Mike Brown was an assistant coach on Gregg Popovich's staff from 2000-2003 ... Helped guide the Spurs to three straight division titles and one NBA Championship during his tenure ... The Spurs have met the Lakers in the playoffs 11 times, more than any other team in the league... Lakers guard Kobe Bryant hold the Spurs opponent playoff records for points, fields goals made and attempted and three-point field goals attempted ... Bryant also holds the Spurs opponent record for most field goal attempts in a game with 41 on 2/14/03 ... Spurs forward Richard Jefferson and Lakers forward Luke Walton were roommates at the University of Arizona while playing three years together for the Wildcats.

2011-12 SEASON SERIES (2-1) SAN ANTONIO SPURS VS. LA LAKERS

PLAYER	G	GS	MIN	FG	FGA	PGT	3-PT	FG	FGA	PGT	FT	FTA	THROWS	PGT	OFF	DEF	TOT	AST	PF	DQ	STL	TO	BLK	PTS	AVG	HI
Duncan	3	3	85	26	43	.605	0	0	---	---	2	4	.500	3	15	18	6	4	0	5	4	5	54	18.0	21	
Parker	3	3	85	24	46	.522	0	2	.000	---	5	6	.833	1	5	6	31	2	0	4	11	0	53	17.7	29	
Griffin	3	0	78	15	30	.500	6	13	.385	---	9	13	.692	5	11	16	16	3	0	2	8	0	44	14.7	20	
Green	3	3	77	14	23	.609	9	11	.818	---	4	4	1.000	0	6	6	5	8	0	4	1	5	41	13.7	22	
Neal	2	0	33	10	17	.588	2	3	.667	---	0	0	---	0	4	4	2	1	0	0	2	0	22	11.0	12	
Bonner	3	0	61	8	15	.533	5	8	.625	---	0	0	---	2	8	10	4	1	0	1	0	1	21	7.0	9	
Jackson (TOT)	3	0	72	7	15	.467	2	6	.333	---	2	2	1.000	0	11	11	4	8	0	2	3	2	18	6.0	8	
Jackson (SA)	3	0	72	7	15	.467	2	6	.333	---	2	2	1.000	0	11	11	4	8	0	2	3	2	18	6.0	8	
Diaz (TOT)	1	0	88	10	20	.500	1	3	.333	---	2	2	1.000	1	10	11	10	7	0	4	2	0	23	5.8	11	
Diaz (SA)	3	0	60	5	6	.833	0	0	---	---	2	2	1.000	1	6	7	6	5	0	2	1	0	12	4.0	8	
Spillner	3	2	54	7	10	.700	0	0	---	---	1	5	.200	3	8	11	1	11	0	1	3	1	15	5.0	6	
Leonard	3	3	55	5	14	.357	3	6	.500	---	0	0	---	1	12	13	2	7	0	3	0	2	13	4.3	8	
Millie	3	0	18	4	12	.333	2	13	.400	---	0	0	---	0	2	10	3	1	1	1	1	0	10	3.3	26	
Blair	2	1	20	2	6	.333	0	0	---	---	2	2	1.000	0	5	7	2	2	0	1	1	1	6	3.0	6	
Anderson	3	0	12	3	5	.600	2	3	.667	---	0	0	---	0	1	1	0	0	0	0	0	0	8	2.7	5	
SPURS	3	-	720	130	242	.537	30	57	.526	---	27	38	.711	18	94	112	82	53	0	26	35	17	317	105.7	121	
LAKERS	3	-	720	112	245	.457	19	47	.404	---	43	53	.811	34	92	126	70	38	0	19	47	11	286	95.3	98	

2011-12 SEASON SERIES (1-2) LOS ANGELES LAKERS VS. SAN ANTONIO

PLAYER	G	GS	MIN	--FELD GOALS--			--3-POINT FG--			--FREE THROWS--			--REBOUNDS--			AST	PF	DQ	STL	TO	BLK	PTS	AVG	HI
				FG	FGA	PCT	FG	FGA	PCT	FT	FTA	PCT	OFF	DEF	TOT									
Bryant	1	1	30	7	12	.583	1	3	.333	3	4	.750	0	2	2	1	2	0	0	1	0	18	18.0	18
Bynum	3	3	99	20	45	.444	0	0	---	14	17	.824	9	30	39	5	2	0	1	5	3	54	18.0	21
Gasol	3	3	104	21	49	.429	0	2	.000	6	7	.857	5	21	26	10	2	0	1	7	4	48	16.0	21
World Peace	3	0	108	17	35	.486	6	13	.462	7	10	.700	8	17	25	10	7	0	4	0	47	15.7	26	
Barnes	3	0	80	16	30	.533	6	14	.429	5	5	1.000	3	14	17	11	6	0	0	6	1	43	14.3	16
Sessions (TOT)	3	3	81	11	26	.423	1	3	.333	2	3	.667	2	6	8	10	5	0	2	9	0	25	8.3	10
Sessions (LAL)	3	3	81	11	26	.423	1	3	.333	2	3	.667	2	6	8	10	5	0	2	9	0	25	8.3	10
Blake	3	0	73	7	16	.438	4	9	.444	0	0	---	0	6	6	16	7	0	2	5	0	18	6.0	10
Hill (TOT)	6	1	80	10	18	.556	0	1	.000	7	9	.778	11	19	30	0	12	0	2	5	2	27	4.5	6
Hill (LAL)	2	0	11	3	3	1.000	0	0	---	3	4	.750	2	1	3	0	1	0	1	1	2	9	4.5	6
Goudelock	1	0	3	1	1	1.000	0	0	---	2	2	1.000	0	0	0	0	1	0	0	0	0	4	4.0	4
Ebanks	3	2	57	4	15	.267	0	2	.000	1	1	1.000	3	2	5	2	3	0	3	1	1	9	3.0	9
McRoberts	3	0	45	4	8	.500	1	1	1.000	0	0	---	1	4	5	4	1	0	2	1	0	9	3.0	5
Murphy	2	0	29	1	2	.500	0	0	---	0	0	---	0	0	0	0	2	0	0	0	2	2	0.7	2
Morris	2	0	6	0	3	.000	0	0	---	0	0	---	0	0	0	0	0	0	0	0	0	0	0.0	0
LAKERS	3	-	720	112	245	.457	19	47	.404	43	53	.811	34	92	126	70	38	0	19	47	11	286	95.3	98
SPURS	3	-	720	130	242	.537	30	57	.526	27	38	.711	18	94	112	82	53	0	26	35	17	317	105.7	121

191 Beale St. • Memphis, TN 38103 • (901) 205-1234 • www.grizzlies.com



Majority Owner Michael Heisley
 President, Hoops LP Gene Bartow
 General Manager/ Vice President of Basketball Operations Chris Wallace
 Assistant General Manager Kenny Williamson
 Head Coach Lionel Hollins
 Assistant Coaches David Joergel, Henry Bibby, Bob Thornton, Barry Hecker
 Assistant Coach/Director of Pro Personnel Mitchell Anderson
 Head Athletic Trainer Drew Graham
 Director of Basketball Media Relations Jason Wallace
 Coordinator of Basketball Media Relations Ross Wooden
 Home Court FedEx Forum (18,119, built in 2004)
 Radio WMFS ESPN (92.9 FM/680 AM): Eric Hasseltine,
 Hank McDowell, Elliot Perry
 Television FS Tennessee/SportSouth: Pete Pranicca, Sean Tuohy,
 Brevin Knight, Rob Fischer



2012-13 SCHEDULE VS. GRIZZLIES

12/01 Saturday 7:30 p.m. in San Antonio
 01/11 Friday 7:00 p.m. at Memphis
 01/16 Wednesday 7:30 p.m. in San Antonio

2011-12 RESULTS VS. GRIZZLIES

12/26 95-82 Spurs in San Antonio
 01/30 83-73 Spurs at Memphis
 02/06 89-84 Spurs at Memphis
 04/12 107-97 Spurs in San Antonio

ALL-TIME RESULTS

95-96: SA 4-0 04-05: MEM 3-1
 96-97: VAN 3-1 05-06: SA 4-0
 97-98: SA 4-0 06-07: SA 3-1
 98-99: SA 3-0 07-08: SA 3-1
 99-00: SA 4-0 08-09: SA 4-0
 00-01: SA 4-0 09-10: Tied 2-2
 01-02: SA 4-0 10-11: Tied 2-2
 02-03: SA 3-1 11-12: SA 4-0
 03-04: MEM 3-1 TOTALS: SA 51-16

SPURS-GRIZZLIES SERIES NOTES

OVERALL RECORD: 51-16 HOME: 27-6 ROAD: 24-10 OT: 4-0

CURRENT STREAK: Won 4 HOME: W 6 ROAD: W 2

SPURS BIGGEST WIN: 45, 111-62 on 11/8/95 in San Antonio

SPURS BIGGEST LOSS: 16 two times: latest 109-93 on 3/11/11 At Memphis

SPURS LAST WIN AT HOME: 107-97 on 04/12/12

SPURS LAST LOSS AT HOME: 107-99 on 4/9/10

SPURS LAST WIN ON THE ROAD: 89-84 on 02/06/12

SPURS LAST LOSS ON THE ROAD: 111-104 on 3/27/11

DID YOU KNOW?

On 12/30/97 in Vancouver, Chuck Person set a Spurs franchise record with nine threes made in the game ... on 11/8/95 San Antonio defeated the Grizzlies 111-62 ... the 62 points the Grizzlies scored is the Memphis franchise low and the 49-point defeat is the largest in Grizzlies history ... the Grizzlies made their first ever playoff appearance against San Antonio in 2004 ... the Spurs took the series 4-0 ... Spurs forward/center DeJuan Blair and Grizzlies guard/forward Sam Young were teammates at the University of Pittsburg from 2007-09 helping lead the Panthers to the Elite 8 in the 2009 NCAA Tournament.

2011-12 SEASON SERIES (4-0) MEMPHIS GRIZZLIES VS. SAN ANTONIO SPURS VS. MEMPHIS

PLAYER	G	GS	MIN	-FIELD GOALS-		PCT	-3-POINT FG--		PCT	-FREE THROWS-		PCT	-REBOUNDS-		AST	PF	DQ	STL	TO	BLK	PTS	AVG	HI	
				FG	FGA		FG	FGA		FT	FTA		OFF	DEF										TOT
Gib nobil i	2	1	61	11	24	.458	4	12	.333	18	19	.947	1	10	11	8	2	0	3	2	2	44	22.0	24
Duncan	4	4	120	28	48	.583	0	0	---	15	18	.833	9	32	41	10	13	0	2	11	10	71	17.8	28
Parker	4	4	144	21	55	.382	0	0	---	12	19	.632	3	8	11	35	6	0	11	14	0	54	13.5	21
Jefferson	3	3	88	12	28	.429	7	17	.412	1	2	.500	1	11	12	3	5	0	2	2	1	32	10.7	14
Bonner	4	0	102	12	29	.414	9	24	.375	0	0	---	0	7	7	3	7	0	0	0	3	33	8.3	15
Leonard	4	3	91	11	29	.379	2	8	.250	4	9	.444	10	13	23	3	4	0	6	3	1	28	7.0	12
Spil tter	4	0	80	12	20	.600	0	0	---	3	7	.429	7	18	25	2	11	0	3	7	2	27	6.8	14
Green	4	1	86	7	29	.241	5	14	.357	7	9	.778	8	5	13	5	3	0	5	6	1	26	6.5	11
Bl air	4	4	52	10	18	.556	0	0	---	2	4	.500	4	6	10	1	9	0	2	8	1	22	5.5	9
Diaw (TOT)	1	0	14	2	3	.667	1	1	1.000	0	0	---	1	4	5	1	3	0	0	2	0	5	5.0	5
Diaw (SA)	1	0	14	2	3	.667	1	1	1.000	0	0	---	1	4	5	1	3	0	0	2	0	5	5.0	5
Jackson (TOT)	1	0	24	2	5	.400	1	2	.500	0	0	---	0	1	1	2	3	0	1	4	0	5	5.0	5
Jackson (SA)	1	0	24	2	5	.400	1	2	.500	0	0	---	0	1	1	2	3	0	1	4	0	5	5.0	5
Neal	3	0	50	5	14	.357	3	5	.600	2	2	1.000	1	7	8	1	7	0	2	5	0	12	5.0	12
Anderson	3	0	30	5	13	.385	2	8	.250	0	0	---	0	2	3	2	0	0	0	0	0	12	4.0	9
Ford	1	0	15	0	2	.000	0	0	---	0	0	---	0	1	1	2	2	0	1	1	0	0	0.0	0
Joseph	2	0	2	0	0	---	0	0	---	0	0	---	0	1	1	0	1	0	0	0	0	0	0.0	0
SPURS	4	-	960	138	314	.435	84	93	.366	64	89	.719	45	125	170	80	78	0	38	68	22	374	93.5	107
GRIZZLIES	4	-	960	128	314	.408	14	48	.292	66	87	.759	37	123	160	58	85	1	40	69	11	336	84.0	97

2011-12 SEASON SERIES (0-4) MEMPHIS GRIZZLIES VS. SAN ANTONIO

PLAYER	G	GS	MIN	-FIELD GOALS-			-3-POINT FG--			-FREE THROWS-			--REBOUNDS--		AST	PF	DQ	STL	TO	BLK	PTS	AVG	HI	
				FG	FGA	PCT	FG	FGA	PCT	FT	FTA	PCT	OFF	DEF										TOT
Gay	4	4	158	24	73	.329	1	7	.143	8	12	.667	8	21	29	8	9	0	9	12	2	57	14.3	19
Conley	4	4	141	18	48	.375	5	10	.500	15	18	.833	3	13	16	22	11	0	4	10	0	56	14.0	19
Gasol	4	4	151	21	40	.525	0	0	---	14	18	.778	4	33	37	8	15	0	7	10	5	56	14.0	22
Hudson (TOT)	1	0	22	5	10	.500	2	2	1.000	0	0	---	1	2	3	2	3	0	2	3	0	12	12.0	12
Mayo	4	0	93	17	39	.436	5	12	.417	7	11	.636	0	13	13	6	12	1	3	7	2	46	11.5	17
Randolph	2	1	57	7	18	.389	0	1	.000	6	10	.600	6	11	17	4	4	0	3	3	0	20	10.0	10
Spel ghts (TOT)	3	3	64	9	20	.450	0	1	.000	11	11	1.000	5	8	13	0	6	0	1	4	1	29	9.7	15
Spel ghts (MEM)	1	0	15	2	3	.667	1	1	1.000	2	2	1.000	2	5	6	0	6	0	1	4	1	29	9.7	15
Arenas	1	0	16	3	6	.500	0	0	---	0	0	---	0	0	0	0	2	0	0	2	0	6	6.0	6
Allen	2	2	36	4	12	.333	0	0	---	3	3	1.000	3	2	5	1	7	0	5	6	1	11	5.5	9
Young	2	0	45	5	13	.385	0	0	---	0	0	---	0	6	6	1	3	0	1	0	1	10	5.0	6
Cunningham	4	0	59	7	13	.538	0	1	.000	0	2	.000	3	4	7	2	6	0	2	2	0	14	3.5	8
Pondexter	4	2	77	7	14	.500	0	0	---	2	6	.333	0	2	6	8	1	4	0	2	3	14	3.5	6
Parpo	4	0	33	4	12	.333	2	5	.400	2	2	1.000	1	2	3	5	2	0	2	8	0	12	3.0	5
Davidson	2	0	15	2	3	.667	0	0	---	0	0	---	0	2	2	0	2	0	1	0	0	4	2.0	3
Haddadi	1	0	3	0	1	.000	0	0	---	0	0	---	0	1	1	0	0	0	0	0	0	0	0.0	0
Selby	1	0	8	0	1	.000	0	0	---	0	0	---	0	0	0	0	1	0	0	0	0	0	0.0	0
Selby	1	0	4	0	1	.000	0	0	---	0	0	---	0	0	0	0	1	0	0	0	0	0	0.0	0
GRIZZLIES	4	-	960	128	314	.408	14	48	.292	66	87	.759	37	123	160	58	85	1	40	69	11	336	84.0	97
SPURS	4	-	960	138	317	.435	34	93	.366	64	89	.719	45	125	170	80	78	0	38	68	22	374	93.5	107



Managing General Partner Micky Arison
 Chief Executive Officer Nick Arison
 President Pat Riley
 Senior Vice President, Basketball Operations/Assistant General Manager Andy Elisburg
 Vice President, Player Personnel Chet Kammerer
 Vice President, Player Programs Alonzo Mourning
 Head Coach Erik Spoelstra
 Assistant Coaches Bob McDade, Keith Askins, Ron Rothstein, David Fizdale, Chad Kammerer
 Head Athletic Trainer Jay Sabol
 Vice President of Sports Media Relations Tim Donovan
 Director of Sports Media Relations Rob Wilson
 Home Court AmericanAirlines Arena (19,600, built in 2000)
 Radio The Ticket (790 AM): Mike Inglis, John Crotty
 Spanish Radio WQBA (1140 AM): Jose Paneda, Joe Pujala
 Television Sun Sports: Eric Reid, Tony Fiorentino, Jason Jackson



2012-13 SCHEDULE VS. HEAT

03/31 Sunday 6:00 p.m. in San Antonio

2011-12 RESULTS VS. HEAT

01/17 120-98 Heat in Miami

ALL-TIME RESULTS

88-89:	SA 4-2	00-01:	Tied 1-1
89-90:	SA 2-0	01-02:	Tied 1-1
90-91:	SA 2-0	02-03:	SA 2-0
91-92:	Tied 1-1	03-04:	SA 2-0
92-93:	Tied 1-1	04-05:	Tied 1-1
93-94:	SA 2-0	05-06:	SA 2-0
94-95:	SA 2-0	06-07:	Tied 1-1
95-96:	Tied 1-1	07-08:	SA 2-0
96-97:	MIA 2-0	08-09:	Tied 1-1
97-98:	SA 2-0	09-10:	SA 2-0
98-99:	DNP	10-11:	Tied 1-1
99-00:	Tied 1-1	11-12:	MIA 1-0
TOTALS: SA 34-15			

SPURS-HEAT SERIES NOTES

OVERALL RECORD: 34-15 HOME: 22-2 ROAD: 12-13 OT: 1-0

CURRENT STREAK: Lost 2 HOME: W 2 ROAD: L 2

SPURS BIGGEST WIN: 30 two times: latest 125-95 on 3/4/11 in San Antonio

SPURS BIGGEST LOSS: 30, 110-80 on 3/14/11 at Miami

SPURS LAST WIN AT HOME: 125-95 on 3/4/11

SPURS LAST LOSS AT HOME: 99-83 on 11/7/08

SPURS LAST WIN ON THE ROAD: 89-76 on 3/16/10

SPURS LAST LOSS ON THE ROAD: 120-98 on 01/17/12

DID YOU KNOW?

The Heat's 90-79 win at San Antonio 12/23/96 was big for several reasons ... in the second quarter of the game, David Robinson suffered a broken bone in his left foot and missed the remainder of the 1996-97 season ... In addition, it was the first time in Heat history that Miami had won a game in San Antonio ... prior to the win, the Heat had dropped 10 straight games in San Antonio ... later that year Miami handed the Silver and Black a 79-72 setback on 3/2/97, making it the only season the Heat have swept the regular season series from the Spurs ... on 2/1/03 Tim Duncan set a Heat opponent's record when he grabbed 23 defensive rebounds at Miami ... he also had two offensive rebounds in that game for a total of 25 rebounds, the second-most by a Heat opponent ... the Spurs own two of the top three opponent-highs for steals in a game in Heat history ... San Antonio has 22 steals on 1/23/89 (tied for first) and 21 on 11/30/88 (second) ... In the same season (2010-11), the Spurs tied their largest margin of victory (30) over the Heat in a 125-95 win, while the Heat set the mark for their largest win over the Spurs (30) by a score of 110-80 in Miami.

2011-12 SEASON SERIES (0-1) SAN ANTONIO SPURS VS. MIAMI

PLAYER	G	GS	MIN	-FIELD GOALS- FG FGA PCT	-3-POINT FG- FG FGA PCT	-FREE THROWS- FT FTA PCT	--REBOUNDS-- OFF DEF TOT	AST	PF	DQ	STL	TO	BLK	PTS	AVG	HI
Green	1	0	23	7	11	.636	6	7	.857	0	2	.000	0	2	2	2
Parker	1	1	25	7	12	.583	0	1	.000	4	4	.000	0	2	2	2
Blairst	1	1	24	6	10	.600	0	0	---	1	2	.500	2	4	6	0
Leonard	1	1	31	5	12	.417	2	5	.400	0	0	---	5	1	6	1
Neal	1	0	16	5	12	.417	1	5	.200	1	1	.000	0	0	0	0
Dlaw (TOT)	2	2	61	9	18	.500	3	6	.500	0	0	---	4	14	18	11
Duncan	1	1	27	4	10	.400	0	0	---	0	0	---	2	5	7	3
Jackson (TOT)	3	0	52	7	25	.280	3	12	.250	0	0	---	2	6	8	1
Joseph	1	0	23	2	4	.500	0	2	.000	0	0	---	1	3	4	1
Splitter	1	0	10	1	1	.000	0	0	---	2	1	.000	0	0	0	0
Anderson	1	0	9	0	1	.000	0	0	---	3	4	.750	0	0	0	1
Bonner	1	0	21	1	3	.333	1	2	.500	0	0	---	1	5	6	1
Thomas	1	0	8	0	1	.000	0	0	---	1	2	.500	0	0	0	1
Jefferson	1	1	23	3	3	.000	0	3	.000	0	0	---	0	2	2	5
SPURS	1	-	240	38	80	.475	10	25	.400	12	17	.706	11	25	36	21
HEAT	1	-	240	46	79	.582	16	26	.615	12	19	.632	9	24	33	24

2011-12 SEASON SERIES (1-0) MIAMI HEAT VS. SAN ANTONIO

PLAYER	G	GS	MIN	-FIELD GOALS- FG FGA PCT	-3-POINT FG- FG FGA PCT	-FREE THROWS- FT FTA PCT	--REBOUNDS-- OFF DEF TOT	AST	PF	DQ	STL	TO	BLK	PTS	AVG	HI
Bames	1	1	35	12	21	.571	4	6	.667	5	9	.556	1	4	5	10
Bosh	1	1	37	14	22	.636	0	1	.000	2	4	.500	1	7	8	5
Miller	1	0	15	6	6	1.000	6	6	1.000	0	0	---	2	2	4	1
Chalmers	1	0	28	4	8	.500	4	6	.667	1	2	.500	0	2	2	4
Collins	1	0	20	2	4	.500	0	0	---	1	1	.000	0	0	0	1
Anthony	1	1	21	3	3	1.000	0	0	---	0	0	---	3	1	4	0
Battler	1	0	15	2	3	.667	1	2	.500	0	0	---	0	0	0	1
Heslman	1	0	24	2	4	.500	0	0	---	0	0	---	0	2	2	1
Jones	1	1	31	0	3	.000	0	3	.000	3	3	1.000	1	4	5	1
Giadness	1	0	4	0	0	---	0	0	---	0	0	---	0	2	2	0
Harris	1	0	8	0	0	---	0	0	---	0	0	---	0	0	0	0
Howard	1	0	3	0	1	.000	0	0	---	0	0	---	0	0	0	0
HEAT	1	-	240	46	79	.582	16	26	.615	12	19	.632	9	24	33	24
SPURS	1	-	240	38	80	.475	10	25	.400	12	17	.706	11	25	36	21



1001 North Fourth Street • Milwaukee, WI 53203-1312
(414) 227-0500 • www.bucks.com

President Herb Kohl
General Manager John Hammond
Assistant General Manager Jeff Weltman
Head Coach Scott Skiles
Assistant Coaches Jim Boylan, Joe Wolf, Sidney Moncrief, Bill Peterson, Anthony Goldwire
Head Athletic Trainer Marc Boff
Director of Public Relations Dan Smyczek
Home Court Bradley Center (18,717, built in 1988)
Radio WTMJ (620 AM): Ted Davis, Dennis Krause
Television FOX Sports Wisconsin: Jim Paschke, Jon McGlockin



2012-13 SCHEDULE VS. BUCKS

12/05 Wednesday 7:30 p.m. in San Antonio
01/02 Wednesday 7:00 p.m. at Milwaukee

2011-12 RESULTS VS. BUCKS

01/10 106-103 Bucks at Milwaukee

ALL-TIME RESULTS

76-77:	MIL 3-1	94-95:	SA 2-0
77-78:	Tied 2-2	95-96:	Tied 1-1
78-79:	SA 3-1	96-97:	Tied 1-1
79-80:	SA 2-0	97-98:	SA 2-0
80-81:	Tied 1-1	98-99:	DNP
81-82:	Tied 1-1	99-00:	MIL 2-0
82-83:	MIL 2-0	00-01:	MIL 2-0
83-84:	Tied 1-1	01-02:	MIL 2-0
84-85:	MIL 2-0	02-03:	SA 2-0
85-86:	MIL 2-0	03-04:	Tied 1-1
86-87:	Tied 1-1	04-05:	SA 2-0
87-88:	Tied 1-1	05-06:	Tied 1-1
88-89:	Tied 1-1	06-07:	MIL 2-0
89-90:	Tied 1-1	07-08:	SA 2-0
90-91:	Tied 1-1	08-09:	MIL 2-0
91-92:	Tied 1-1	09-10:	SA 2-0
92-93:	SA 2-0	10-11:	SA 2-0
93-94:	SA 2-0	11-12:	MIL 1-0
TOTALS: SA 39-36			

SPURS-BUCKS SERIES NOTES

OVERALL RECORD: 39-36 **HOME:** 25-12 **ROAD:** 14-24 **OT:** 2-2
CURRENT STREAK: Lost 1 **HOME:** W 2 **ROAD:** L 1
SPURS BIGGEST WIN: 42, 153-111 on 10/14/78 in San Antonio
SPURS BIGGEST LOSS: 29, 126-97 on 11/5/85 at Milwaukee
SPURS LAST WIN AT HOME: 92-90 on 12/15/10
SPURS LAST LOSS AT HOME: 100-98 on 12/30/08
SPURS LAST WIN ON THE ROAD: 91-84 on 1/12/11
SPURS LAST LOSS ON THE ROAD: 106-103 on 01/10/12

DID YOU KNOW?

Spurs assistant coach Don Newman spent four seasons as an assistant for the Bucks ... Spurs forward Richard Jefferson spent the 2008-09 season with the Bucks, averaging 19.6 points, 4.6 rebounds and 2.4 assists while appearing in all 82 games ... Bucks forward Drew Gooden had a brief stint with the Spurs during the 2008-09 season, averaging 9.8 points and 4.4 rebounds in 19 games ... one of the craziest games in Spurs history took place on 3/6/82 vs. the Bucks in the HemisFair Arena ... the Spurs beat the Bucks 171-166 in triple overtime ... the Spurs 171 points that night is a club record and their combined point total of 337 is the second highest total ever recorded in NBA history.

2011-12 SEASON SERIES (0-1) SAN ANTONIO SPURS VS. MILWAUKEE

PLAYER	G GS MIN			-FIELD GOALS-			-3-POINT FG--			-FREE THROWS-			--REBOUNDS--			AST	PF	DQ	STL	TO	BLK	PTS	AVG	HI
	G	GS	MIN	FG	FGA	PCT	FG	FGA	PCT	FT	FTA	PCT	OFF	DEF	TOT									
Parker	1	1	36	10	18	.556	0	1	.000	2	4	.500	0	2	2	8	2	0	0	7	0	22	22.0	22
Duncan	1	1	36	9	12	.750	0	0	---	2	3	.667	0	8	8	7	3	0	1	3	3	20	20.0	20
Leonard	1	0	33	9	12	.750	0	1	.000	2	1	1.000	2	1	3	2	2	0	0	1	1	19	19.0	19
Jefferson	1	1	34	4	9	.444	3	7	.429	1	2	.500	0	2	2	3	3	0	0	1	12	12.0	12	
Blair	1	1	24	5	7	.714	0	0	---	1	2	.500	2	3	5	2	3	0	0	2	0	11	11.0	11
Neal	1	1	21	5	9	.556	0	2	.000	0	0	---	0	2	2	2	0	0	0	1	0	10	10.0	10
Diaw (TOT)	1	0	30	4	9	.444	1	2	.500	0	0	---	3	8	11	9	3	0	0	1	2	9	9.0	9
Bonner	1	0	21	1	4	.250	1	3	.333	0	0	---	0	6	6	1	1	0	0	1	0	3	3.0	3
Ford	1	0	5	1	1	1.000	0	0	---	0	0	---	1	0	1	1	0	0	0	0	2	2.0	2	
Green	1	0	5	0	1	1.000	0	0	---	2	4	.500	0	1	1	2	0	0	1	0	0	2	2.0	2
Splitter	1	0	15	4	1	1.000	0	0	---	0	2	---	0	3	3	0	2	0	1	1	1	2	2.0	2
Anderson	1	0	9	0	1	1.000	0	0	---	0	0	---	0	2	2	1	0	0	0	1	0	0	0.0	0
SPURS	1	-	240	45	75	.600	4	14	.286	9	16	.563	5	30	35	29	16	0	6	16	6	103	103.0	103
BUCKS	1	-	240	44	85	.518	9	14	.643	9	10	.900	7	23	30	31	15	0	6	11	4	106	106.0	106

2011-12 SEASON SERIES (1-0) MILWAUKEE BUCKS VS. SAN ANTONIO

PLAYER	G GS MIN			-FIELD GOALS-			-3-POINT FG--			-FREE THROWS-			--REBOUNDS--			AST	PF	DQ	STL	TO	BLK	PTS	AVG	HI
	G	GS	MIN	FG	FGA	PCT	FG	FGA	PCT	FT	FTA	PCT	OFF	DEF	TOT									
Ellis (TOT)	1	1	44	15	30	.500	4	8	.500	4	4	1.000	0	2	2	7	1	0	2	3	0	38	38.0	38
Jackson	1	1	42	12	17	.706	3	4	.750	7	7	1.000	0	1	4	8	3	0	0	3	0	34	34.0	34
Del Forno	1	1	36	7	13	.538	4	6	.667	0	1	.000	0	4	4	1	0	0	0	0	0	18	18.0	18
Jennings	1	1	36	7	13	.538	1	1	1.000	0	0	---	1	0	1	11	1	0	2	1	1	15	15.0	15
Bogut	1	1	35	7	15	.467	0	0	---	0	0	---	5	6	11	3	3	0	1	3	1	14	14.0	14
Leuer	1	0	30	4	9	.444	0	0	---	2	2	1.000	1	4	5	1	2	0	1	1	0	10	10.0	10
Brown (TOT)	1	0	20	3	6	.500	0	0	---	2	8	.250	1	6	7	0	2	0	1	1	0	8	8.0	8
Ilyasova	1	1	18	3	8	.375	1	2	.500	0	0	---	0	4	4	2	1	0	1	0	7	7.0	7	
Harris	1	0	16	3	4	.750	0	0	---	0	0	---	0	1	1	0	3	0	1	2	1	6	6.0	6
Gooden	1	0	13	1	4	.250	0	1	.000	0	0	---	0	2	2	1	1	0	0	0	2	2.0	2	
Udoh (TOT)	1	0	12	1	1	1.000	0	0	---	0	0	---	1	2	3	0	3	0	1	1	2	2	2.0	2
Liivinsgton	1	0	14	0	2	.000	0	0	---	0	0	---	0	1	1	3	1	0	2	0	0	0	0.0	0
BUCKS	1	-	240	44	85	.518	9	14	.643	9	10	.900	7	23	30	31	15	0	7	11	4	106	106.0	106
SPURS	1	-	240	45	75	.600	4	14	.286	9	16	.563	5	30	35	29	16	0	6	16	6	103	103.0	103

MINNESOTA TIMBERWOLVES



600 First Ave. North • Minneapolis, MN 55403
(612) 673-1600 • www.timberwolves.com

Owner Glen Taylor
Chief Executive Officer Rob Moor
President Chris Wright
President of Basketball Operations David Kahn
Head Coach Rick Adelman
Assistant Coach Terry Porter, Jack Sikma, T.R. Dunn, Bill Bayno
Director of Player Personnel/Game Preparation R.J. Adelman
Director of Basketball Operations Rob Babcock
Head Athletic Trainer Gregg Farnam
Director of Public Relations Mike Cristaldi
Sr. Public Relations Coordinator Aaron Seehusen
Home Court Target Center (19,356, built in 1990)
Radio WCCO (830 AM): Alan Horton
Television Fox Sports North: Tom Hanneman, Jim Petersen



2012-13 SCHEDULE VS. TIMBERWOLVES

01/13 Sunday 6:00 p.m. in San Antonio
02/06 Wednesday 8:00 p.m. at Minnesota
03/12 Tuesday 7:00 p.m. at Minnesota
04/17 Wednesday 7:00 p.m. in San Antonio

2011-12 RESULTS VS. TIMBERWOLVES

01/02 106-96 Timberwolves at Minnesota
01/27 87-79 Timberwolves at Minnesota
03/21 116-100 Spurs in San Antonio

ALL-TIME RESULTS

89-90: SA 4-1 00-01: SA 3-1
90-91: SA 4-0 01-02: Tied 2-2
91-92: SA 6-0 02-03: Tied 2-2
92-93: SA 4-1 03-04: Tied 2-2
93-94: SA 4-1 04-05: SA 2-1
94-95: SA 5-0 05-06: SA 4-0
95-96: SA 3-1 06-07: SA 2-1
96-97: MIN 4-0 07-08: SA 4-0
97-98: SA 3-1 08-09: SA 4-0
98-99: Tied 2-2 09-10: SA 3-0
99-00: MIN 3-1 10-11: SA 4-0
11-12: MIN 2-1
TOTALS: SA 69-25

SPURS-WOLVES SERIES NOTES

OVERALL RECORD: 69-25 HOME: 39-8 ROAD: 30-17 OT: 2-3
CURRENT STREAK: Won 1 HOME: W 1 ROAD: L 2
SPURS BIGGEST WIN: 36, 122-84 on 12/30/95 in San Antonio
SPURS BIGGEST LOSS: 22, 95-73 on 4/20/05 in Minnesota
SPURS LAST WIN AT HOME: 116-100 on 03/12/12
SPURS LAST LOSS AT HOME: 100-93 on 1/14/04
SPURS LAST WIN ON THE ROAD: 107-96 on 1/11/11
SPURS LAST LOSS ON THE ROAD: 87-79 on 01/27/12

DID YOU KNOW?

Tony Parker holds the record for most points in Target Center history when he dropped 55 points on the Timberwolves on 11/5/08 in a double-overtime win ... David Robinson is second on the list with a 50-point game he laid on Minnesota on 2/24/94 ... Robinson is second on Minnesota's all-time opponent scoring list with 1,233 points ... he is also the Timberwolves first opponent to record a triple-double - with 24 points, 12 rebounds and 12 blocks - on 2/23/90 ... on 2/6/99 the Spurs set a Minnesota opponent's record for most rebounds in a non-overtime game with 64 ... a stingy Spurs defense led to two Minnesota playoff-lows for points: San Antonio held the Timberwolves to 69 points on 4/23/01 and to 28 points in the first half on 5/13/99.

2011-12 SEASON SERIES (1-2) SAN ANTONIO SPURS VS. MINNESOTA

PLAYER	G	GS	MIN	-FIELD GOALS-	FGA	PCT	-3-POINT FG-	FGA	PCT	-FREE THROWS-	FTA	PCT	--REBOUNDS--	OFF	DEF	TOT	AST	PF	DQ	STL	TO	BLK	PTS	AVG	HI
Jackson (TOT)	2	1	58	13	29	.448	4	10	.400	2	5	.400	3	5	8	3	5	0	5	4	0	32	16.0	16	
Jackson (SA)	1	0	22	6	9	.667	3	4	.750	1	2	.500	0	3	3	1	1	0	2	2	0	16	16.0	16	
Duncan	3	3	85	18	43	.419	0	0	----	10	14	.714	7	20	27	13	5	1	4	6	46	15.3	21		
Dial (TOT)	1	1	38	7	12	.583	0	1	.000	0	0	----	5	4	9	7	1	0	3	5	0	14	14.0	14	
Jefferson	2	2	70	10	19	.526	6	12	.500	0	0	----	0	7	7	1	4	0	1	1	26	13.0	16		
Neal	2	0	53	11	24	.458	3	10	.300	0	0	----	0	1	1	4	0	0	5	2	0	25	12.5	16	
Splitter	3	0	69	14	23	.609	0	0	----	7	10	.700	4	13	17	8	11	0	1	6	3	35	11.7	12	
Parker	3	3	78	13	34	.382	1	2	.500	6	7	.857	0	5	5	18	2	0	2	3	0	33	11.0	20	
Bonner	2	0	34	6	13	.462	3	9	.333	2	2	1,000	1	6	7	1	1	0	0	0	0	17	8.5	9	
Gl nobl II	2	1	38	7	15	.467	2	6	.333	1	1	1,000	5	6	10	2	7	1	1	0	1	17	8.5	9	
Green	3	1	60	8	18	.444	1	4	.250	8	8	1,000	2	12	14	1	7	0	0	3	3	25	8.3	14	
Leonard	3	2	76	9	20	.450	1	2	.500	5	6	.833	5	9	14	2	6	0	5	4	1	24	8.0	16	
Anderson	2	0	39	3	10	.300	1	6	.167	4	5	.800	0	3	3	3	3	1	1	4	0	11	5.5	7	
Ford	1	0	17	2	3	.667	0	0	----	0	0	----	1	1	2	5	2	0	1	1	0	4	4.0	4	
Blair	3	3	63	4	17	.235	0	0	----	2	2	1,000	5	6	11	6	9	0	3	6	0	10	3.3	6	
Joseph	1	0	11	1	3	.333	0	0	----	0	0	----	0	0	0	1	1	0	0	0	0	2	2.0	2	
Dawson	1	0	11	1	3	.333	0	0	----	0	0	----	0	0	0	1	1	0	0	0	0	2	2.0	2	
SPURS	3	3	720	112	252	.444	21	55	.382	46	57	.807	28	92	120	72	53	0	24	35	14	291	97.0	116	
TIMBERWOLVES	3	3	720	116	241	.481	21	52	.404	40	53	.755	26	99	125	56	47	0	19	43	12	293	97.7	106	

2011-12 SEASON SERIES (2-1) MINNESOTA TIMBERWOLVES VS. SAN ANTONIO

PLAYER	G	GS	MIN	-FIELD GOALS-			-3-POINT FG-			-FREE THROWS-			--REBOUNDS--			AST	PF	DQ	STL	TO	BLK	PTS	AVG	HI	
				FG	FGA	PCT	FG	FGA	PCT	FT	FTA	PCT	OFF	DEF	TOT										
Love	3	3	111	19	41	.463	5	13	.385	16	21	.762	8	35	43	3	6	0	6	8	2	59	19.7	24	
Baree	1	0	30	7	13	.538	2	4	.500	2	3	.667	0	3	3	11	1	0	1	4	0	18	18.0	18	
Pekovic	1	1	33	7	13	.538	0	0	---	0	2	.000	6	4	10	2	5	0	1	1	0	14	14.0	14	
Rubio	2	1	66	10	20	.500	1	4	.250	3	4	.750	0	6	6	13	1	0	0	4	1	24	12.0	18	
Tolliver	2	0	55	7	13	.538	1	4	.250	6	6	1,000	5	6	11	2	5	0	2	2	2	21	10.5	16	
Beasley	3	1	76	13	33	.394	2	3	.667	2	4	.500	1	9	10	5	5	0	0	5	1	30	10.0	19	
McClintock	1	0	22	0	1	.000	0	0	---	0	0	---	1	5	6	1	2	0	0	0	0	1	10	10.0	10
Ridnour	3	3	94	10	25	.400	2	6	.333	6	7	.857	0	4	4	13	7	0	3	6	1	28	9.3	19	
Williams	3	3	67	13	25	.520	1	4	.250	1	2	.500	3	8	11	0	6	0	0	4	0	28	9.3	12	
Johnson	3	3	79	11	19	.579	4	8	.500	0	0	---	1	10	11	2	1	0	1	3	3	26	8.7	14	
Ellington	3	0	48	8	17	.471	1	4	.250	4	4	1,000	0	3	3	2	3	0	4	3	1	21	7.0	15	
Webster	2	1	30	6	11	.545	2	2	1,000	0	0	---	1	5	6	1	3	0	0	1	0	14	7.0	11	
Lee	1	0	4	0	1	.000	0	0	---	0	0	---	0	1	1	0	1	0	0	0	0	0	0.0	0	
Randolph	1	0	5	0	1	.000	0	0	---	0	0	---	0	0	0	0	2	1	1	0	0	0	0.0	0	
TIMBERWOLVES	3	3	720	116	241	.481	21	52	.404	40	53	.755	26	99	125	56	47	0	19	43	12	293	97.7	106	
SPURS	3	3	720	112	252	.444	21	55	.382	46	57	.807	28	92	120	72	53	0	24	35	14	291	97.0	116	

1250 Poydras 19th Floor • New Orleans, LA 70113
(504) 593-4700 • www.hornets.com



Owner/Chairman of the Board Tom Benson
Owner/Vice Chairman of the Board Rita Benson Leblanc
President Dennis Lauscha
Executive Vice President Mickey Loomis
General Manager Dell Demps
Head Coach Monty Williams
Assistant Coaches Randy Ayers, Dave Hanners, Bryan Gates, Fred Vinson
Trainer Jon Ishop
VP of Communications Greg Bensel
Director of Basketball Communications Dennis Rogers
Home Court New Orleans Arena (17,188, built in 1999)
Radio New Orleans (106.1 FM): Sean Kelley, John DeShazier
Television Cox Sports Television (Ch. 37): Joel Meyers, David Wesley, Jen Hale



2012-13 SCHEDULE VS. HORNETS

10/31	Wednesday	7:00 p.m.	at New Orleans
12/21	Friday	7:30 p.m.	in San Antonio
01/07	Monday	7:00 p.m.	at New Orleans
01/23	Wednesday	7:30 p.m.	in San Antonio

2011-12 RESULTS VS. HORNETS

01/23	104-102	Spurs at New Orleans
02/02	93-81	Spurs in San Antonio
03/24	89-86	Spurs at New Orleans
04/06	128-103	Spurs in San Antonio

ALL-TIME RESULTS

88-89:	CHA 2-0	00-01:	Tied 1-1
89-90:	SA 5-0	01-02:	Tied 1-1
90-91:	Tied 1-1	02-03:	SA 2-0
91-92:	CHA 2-0	03-04:	Tied 1-1
92-93:	Tied 1-1	04-05:	SA 4-0
93-94:	SA 2-0	05-06:	SA 3-1
94-95:	Tied 1-1	06-07:	SA 4-0
95-96:	SA 2-0	07-08:	Tied 2-2
96-97:	CHA 2-0	08-09:	Tied 2-2
97-98:	Tied 1-1	09-10:	SA 4-0
98-99:	DNP	10-11:	Tied 2-2
99-00:	SA 2-0	11-12:	SA 4-0
TOTALS: SA 45-20			

SPURS-HORNETS SERIES NOTES

OVERALL RECORD: 45-20 **HOME:** 23-9 **ROAD:** 22-11 **OT:** 2-1
CURRENT STREAK: Won 4 **HOME:** W 3 **ROAD:** W 2
SPURS BIGGEST WIN: 35, 112-77 on 12/23/06 at Oklahoma City
SPURS BIGGEST LOSS: 25, 100-75 on 3/12/08 at New Orleans
SPURS LAST WIN AT HOME: 128-103 on 04/06 in San Antonio
SPURS LAST LOSS AT HOME: 99-90 on 10/30/10
SPURS LAST WIN ON THE ROAD: 89-86 on 03/24
SPURS LAST LOSS ON THE ROAD: 96-72 on 1/22/11

DID YOU KNOW?

Hornets General Manager Dell Demps spent five seasons in the Spurs front office serving as director of pro player personnel and general manager of the Austin Toros ... Demps also played for the Spurs during the 1995-96 season ... Hornets Head Coach Monty Williams served as a coaching intern with the Silver and Black during the 2004-05 season ... Williams also played for the Silver and Black for three seasons (1995-98), averaging 7.1 points in 154 games ... Hornets assistant coach James Borrego spent seven seasons with the Spurs as the team's head video coordinator ... Tim Duncan is one of only two players (Robert Parish) to record two 20-20 games against the Hornets ... David Robinson blocked 11 shots at Charlotte on 2/2/90, setting a record for most blocks in a game by a Hornets opponent ... Robinson and Terry Cummings each went for 52-points against the Hornets, which is good for third on their all-time top performances list ... Kelly Tripuka became the first player in Hornets history to score 30+ points in a game when he went for 31 against San Antonio on 11/19/88 ... the Hornets won the game 107-105, which became the first road victory in franchise history.

2011-12 SEASON SERIES (4-0) SAN ANTONIO SPURS VS. NEW ORLEANS

PLAYER	G	GS	MIN	-F	ELD	GOALS-	PCT	-3	POINT	FG--	PCT	-FREE	THROWS-	PCT	--REBOUNDS--	AST	PF	DQ	STL	TO	BLK	PTS	AVG	HI
				FG	FGA			FG	FGA			FT	FTA		OFF	DEF								
Duncan	4	4	108	29	47	.617	0	0	---	21	24	.875	10	19	29	40	8	0	5	7	5	79	19.8	28
Parker	4	4	128	25	51	.490	0	5	0.000	7	10	.700	1	9	10	6	3	0	1	9	0	57	14.3	20
Gi nobil i i	1	0	21	5	6	.833	2	2	1.000	2	2	1.000	0	2	2	4	0	0	0	1	1	14	14.0	14
Mills	3	0	23	6	9	.667	2	2	.500	0	0	---	0	2	2	1	0	1	0	1	0	14	14.0	14
Spill tter	3	0	63	15	20	.750	0	0	---	8	12	.667	6	11	17	3	6	0	1	2	3	38	12.7	16
Jefferson	2	2	62	8	17	.471	5	11	.455	0	0	---	0	6	6	1	3	0	2	1	0	21	10.5	14
Neal	3	1	69	13	26	.500	4	8	.500	0	0	---	0	6	6	6	7	0	3	2	0	30	10.0	13
Bl al r	4	4	86	16	33	.485	0	0	---	7	9	.778	10	10	20	4	8	0	4	5	0	39	9.8	23
Jackson (TOT)	3	0	74	9	26	.346	2	8	.250	9	9	1.000	0	12	12	8	6	0	2	3	1	29	9.7	14
Jackson (SA)	2	0	54	9	24	.375	2	7	.286	7	7	1.000	0	10	10	3	4	0	1	1	1	27	13.5	14
Green	4	2	103	10	24	.417	2	13	.154	7	10	.700	1	12	13	8	4	0	5	3	3	29	7.3	11
Anderson	4	0	39	6	15	.400	0	6	.167	4	4	1.000	1	3	3	3	3	0	1	3	0	17	3.3	7
Bonner	4	0	80	6	19	.316	4	13	.308	1	1	1.000	1	10	11	3	3	0	1	0	2	17	4.3	6
Leonard	4	3	66	7	19	.368	0	2	.000	2	2	1.000	7	4	11	1	2	0	2	0	2	16	4.0	8
Di aw (TOT)	3	0	44	5	11	.455	0	1	.000	0	0	---	0	2	2	1	4	0	1	1	1	10	3.3	6
Di aw (SA)	2	0	33	4	7	.571	0	0	---	0	0	---	4	2	6	1	6	0	1	3	1	8	4.0	6
Joseph	2	0	19	2	4	.500	0	0	---	2	4	.500	0	1	1	4	2	0	0	1	0	6	3.0	4
Dentition	1	0	9	1	2	.500	0	0	---	0	0	---	0	1	1	1	1	0	6	0	2	2	2.0	2
SPURS	4	4	960	162	323	.502	22	72	.306	68	85	.800	41	108	149	92	60	0	29	41	18	414	103.5	128
HORNETS	4	4	960	148	315	.470	15	37	.405	61	76	.803	37	115	152	69	72	0	26	58	21	372	93.0	103

2011-12 SEASON SERIES (0-4) NEW ORLEANS HORNETS VS. SAN ANTONIO

PLAYER	G	GS	MIN	-FIEL GOALS-			-3-POINT FG--			-FREE THROWS-			--REBOUNDS--			AST	PF	DQ	STL	TO	BLK	PTS	AVG	HI	
				FG	FGA	PCT	FG	FGA	PCT	FT	FTA	PCT	OFF	DEF	TOT										
Gordon	1	1	32	11	19	.579	2	7	.286	7	8	.875	0	2	2	2	4	0	0	3	3	0	31	31.0	31
Jack	2	2	78	23	41	.561	1	6	.333	5	6	.833	0	13	13	4	0	0	3	3	0	53	26.5	27	
Landry	4	0	110	21	39	.538	0	0	---	21	26	.808	7	16	23	4	10	0	1	11	0	63	15.8	18	
Bel i nel i i	4	2	119	19	38	.500	5	10	.500	5	7	.714	0	6	6	3	3	0	3	8	0	48	12.0	15	
Vasquez	4	3	113	19	38	.500	1	4	.250	4	6	.667	4	9	13	13	8	0	4	10	0	43	10.8	16	
Ariza	4	2	95	12	20	.600	5	6	.000	2	2	1.000	2	4	6	5	4	0	1	1	1	8	4.0	8	
Okafor	2	2	54	9	18	.500	0	0	---	0	0	---	5	8	13	2	7	0	1	2	3	18	9.0	10	
Kaman	2	1	39	6	16	.375	0	0	---	2	2	1.000	1	4	5	1	1	0	1	3	4	14	7.0	8	
Ayon	2	1	73	6	19	.316	0	0	---	3	5	.600	6	21	27	10	0	2	0	2	0	15	5.0	8	
Summers	4	0	22	4	8	.500	1	1	1.000	0	0	---	0	2	2	2	4	0	0	2	0	4	1.0	3	
Smit th	3	3	63	4	16	.250	0	0	---	5	5	1.000	3	9	12	0	3	0	1	1	5	13	4.3	6	
Ani nu	4	0	75	5	12	.417	1	1	1.000	5	6	.833	4	9	13	5	8	0	4	2	1	16	4.0	8	
Henry (TOT)	2	2	40	3	10	.300	0	0	---	2	3	.667	1	4	5	0	3	0	1	1	1	7	3.5	7	
Henry (NO)	2	0	40	3	10	.300	0	0	---	2	3	.667	1	4	5	0	3	0	1	1	0	7	3.5	7	
Ca. Johnson	1	0	14	2	5	.400	0	1	.000	0	0	---	0	2	2	5	1	0	2	1	0	4	4.0	4	
Thomas	2	1	30	4	9	.444	0	0	---	0	0	---	3	2	5	0	1	0	1	0	2	8	4.0	4	
Ch. Johnson (TOT)	3	0	17	2	4	.500	0	0	---	0	0	---	1	5	6	0	3	0	0	0	0	4	1.3	2	
Ch. Johnson (NO)	1	0	5	0	0	---	0	0	---	0	0	---	0	2	2	0	0	0	0	0	0	0	0.0	0	
HORNETS	4	4	960	148	315	.470	15	37	.405	61	76	.803	37	115	152	69	72	0	26	58	21	372	93.0	103	
SPURS	4	4	960	162	323	.502	22	72	.306	68	85	.800	41	108	149	92	60	0	29	41	18	414	103.5	128	

NEW YORK KNICKS



Two Pennsylvania Plaza • New York, NY 10121-0091
(212) 465-6471 • www.knicks.com

Executive Chairman, The Madison Square Garden Company James L. Dolan
President & Chief Executive Officer, Madison Square Garden & NBA Alternate Governor Hank J. Ratner
Executive Vice President and General Manager Glen Grunwald
Head Coach Mike Woodson
Assistant Coaches Jim Todd, Darrell Walker, Herb Williams,
Head Athletic Trainer Roger Hinds
Vice President, Public Relations Jonathan Supranowitz
Home Court Madison Square Garden (19,763, built in 1968)
Radio ESPN Radio (1050 AM): Spero Dedes, John Andariase
Television MSG Network: Mike Breen, Walt Frazier



2012-13 SCHEDULE VS. KNICKS

11/15 Thursday 7:30 p.m. in San Antonio
01/03 Thursday 6:30 p.m. at New York

2011-12 RESULTS VS. KNICKS

03/07 118-105 Spurs in San Antonio

ALL-TIME RESULTS

76-77:	SA 3-1	94-95:	Tied 1-1
77-78:	Tied 2-2	95-96:	Tied 1-1
78-79:	SA 3-1	96-97:	NY 2-0
79-80:	NY 4-2	97-98:	SA 2-0
80-81:	SA 2-0	98-99:	DNP
81-82:	SA 2-0	99-00:	Tied 1-1
82-83:	NY 2-0	00-01:	NY 2-0
83-84:	NY 2-0	01-02:	SA 2-0
84-85:	Tied 1-1	02-03:	NY 2-0
85-86:	Tied 1-1	03-04:	SA 2-0
86-87:	Tied 1-1	04-05:	Tied 1-1
87-88:	Tied 1-1	05-06:	SA 2-0
88-89:	Tied 1-1	06-07:	SA 2-0
89-90:	Tied 1-1	07-08:	SA 2-0
90-91:	Tied 1-1	08-09:	Tied 1-1
91-92:	SA 2-0	09-10:	SA 2-0
92-93:	NY 2-0	10-11:	Tied 1-1
93-94:	Tied 1-1	11-12:	SA 1-0
TOTALS: SA 45-34			

SPURS-KNICKS SERIES NOTES

OVERALL RECORD: 45-34 HOME: 31-9 ROAD: 14-25 OT: 3-4
CURRENT STREAK: Won 2 HOME: W 9 ROAD: L 1
SPURS BIGGEST WIN: 30 two times: latest 121-93 on 2/27/06 in San Antonio
SPURS BIGGEST LOSS: 22, 104-82 on 1/15/01 at New York
SPURS LAST WIN AT HOME: 118-105 on 03/07/12
SPURS LAST LOSS AT HOME: 105-97 on 3/18/03
SPURS LAST WIN ON THE ROAD: 95-88 on 12/27/09
SPURS LAST LOSS ON THE ROAD: 128-115 on 1/4/11

DID YOU KNOW?

The Spurs beat the Knicks 4-1 in the 1999 NBA Finals to claim the first NBA Championship in franchise history ... Tim Duncan was the Finals MVP, averaging 27.4 points and 14.0 rebounds in the five game series ... the 39,554 fans that packed the Alamodome to see the Spurs defeat the Knicks 80-67 in Game 2 of the NBA Finals on 6/18/99 was the largest crowd to ever see a Spurs game in the Dome and the second-largest crowd to ever witness an NBA Finals game ... Knicks Head Coach Mike D'Antoni played two games for the Spurs during the 1976-77 season and served as a scout for the 1999-2000 campaign.

2011-12 SEASON SERIES (1-0) SAN ANTONIO SPURS VS. NEW YORK

PLAYER	G	GS	MIN	-F.LD GOALS-			-3-POINT FG--			-FREE THROWS-			--REBOUNDS--			AST	PF	DQ	STL	TO	BLK	PTS	AVG	HI
				FG	FGA	PCT	FG	FGA	PCT	FT	FTA	PCT	OFF	DEF	TOT									
Parker	1	1	34	12	19	.632	0	0	---	8	9	.889	0	0	0	6	2	0	0	4	0	32	32.0	32
Duncan	1	1	30	6	11	.545	0	0	---	5	7	.714	1	7	8	3	1	0	1	2	17	17.0	17	
Gi nobili	1	0	26	7	10	.700	3	5	.600	0	2	.000	0	4	4	6	2	0	1	4	1	17	17.0	17
Di aw (TOT)	3	2	101	21	33	.636	6	11	.545	2	2	1.000	4	15	19	14	5	0	2	10	0	50	16.7	27
Neal	1	1	25	4	13	.308	2	6	.333	2	2	1.000	1	5	6	2	0	0	0	0	1	12	12.0	12
Bl air	1	1	14	5	6	.833	0	0	---	0	0	---	5	2	7	0	3	0	1	1	1	10	10.0	10
Leonard	1	0	25	4	4	1.000	0	0	---	2	3	.667	1	5	6	0	1	0	3	0	0	10	10.0	10
Spi lttler	1	0	18	4	8	.500	0	0	---	2	2	1.000	2	2	4	2	1	0	1	2	0	10	10.0	10
Green	1	0	16	3	5	.600	2	3	.667	0	0	---	0	3	3	1	2	0	0	1	1	8	8.0	8
Anderson	1	0	6	1	2	.500	0	0	---	0	0	---	0	2	2	0	0	0	0	0	1	2	2.0	2
Bonner	1	0	15	0	1	.000	0	1	.000	0	0	---	0	2	2	0	0	0	0	0	0	0	0.0	0
Ford	1	0	6	0	1	.000	0	0	---	0	0	---	0	0	0	1	0	0	0	0	0	0	0.0	0
Jefferson	1	1	26	0	5	.000	0	4	.000	0	0	---	0	5	5	0	1	0	1	1	0	0	0.0	0
SPURS	1	-	240	46	85	.541	7	19	.368	19	25	.760	10	37	47	21	13	0	8	17	2	118	118.0	118
KNICKERBOCKERS	1	-	240	41	96	.427	10	28	.357	13	17	.765	12	25	37	22	22	0	12	10	2	105	105.0	105

2011-12 SEASON SERIES (0-1) NEW YORK KNICKS VS. SAN ANTONIO

PLAYER	G	GS	MIN	-F	FG	GOALS-	-3-	POI	FG--	PCT	-FREE	THROWS-	--REBOUNDS--	AST	PF	DQ	STL	TO	BLK	PTS	AVG	HI		
				FG	FGA	PCT	FG	FGA	PCT	FT	FTA	PCT	OFF	DEF	TOT									
Anthony	1	1	38	12	24	.500	3	7	.429	0	1	.000	0	2	2	3	5	0	2	2	0	27	27.0	27
Lin	1	1	30	7	15	.467	2	4	.500	4	5	.800	0	3	3	4	2	0	3	1	0	20	20.0	20
Sell th	1	0	22	6	12	.500	4	7	.571	2	2	1.000	1	3	4	0	0	0	2	1	0	18	18.0	18
Stoudemire	1	1	38	6	12	.500	0	0	---	6	7	.857	3	8	11	1	2	0	1	2	1	18	18.0	18
Flelds	1	0	21	4	8	.500	0	0	---	0	0	---	2	1	3	2	1	0	0	0	0	8	8.0	8
Harralson	1	1	22	4	10	.400	0	2	.000	0	0	---	5	3	8	0	1	0	1	2	1	8	8.0	8
Novak	1	0	17	1	3	.333	1	2	.500	1	2	.500	0	4	4	0	0	0	0	0	0	4	4.0	4
Shumpert	1	1	29	1	5	.200	0	2	.000	0	0	---	0	1	1	4	5	0	0	0	0	2	2.0	2
Devils	1	0	22	0	7	.000	0	4	.000	0	0	---	1	0	1	8	3	0	3	2	0	0	0.0	0
KNICKERBOCKERS	1	-	240	41	96	.427	10	28	.357	13	17	.765	12	25	37	22	22	0	12	10	2	105	105.0	105
SPURS	1	-	240	46	85	.541	7	19	.368	19	25	.760	10	37	47	21	13	0	8	17	2	118	118.0	118

OKLAHOMA CITY THUNDER

Leadership Square, 21 N. Robinson, Suite 300 • Oklahoma City, OK 73102
(405) 208-4800 • www.thunder.nba.com



Chairman Clayton I. Bennett
Executive Vice President and General Manager Sam Presti
Assistant General Manager/Vice President Troy Weaver
Assistant General Manager/Legal and Administration Michael Winger
Head Coach Scott Brooks
Assistant Coaches Mark Bryant, Maurice Cheeks, Rex Kalamian, Brian Keefe
Assistant Coach/Player Development Maz Trakh
Head Athletic Trainer Joe Sharpe
Director, Basketball Communications Matt Tumbleson
Manager, Basketball Communications Michael Ravina and John Read
Home Court Chesapeake Energy Arena (18,203, built in 1995)
Radio WWLS (98.1 FM/640 AM): Matt Pinto
Spanish Radio WKY (930 AM): Eleno Ornales
Television Fox Sports Oklahoma: Brian Davis, Grant Long



2012-13 SCHEDULE VS. THUNDER

11/01	Thursday	8:30 p.m.	in San Antonio
12/17	Monday	7:00 p.m.	at Oklahoma City
03/11	Monday	7:30 p.m.	in San Antonio
04/04	Thursday	8:30 p.m.	at Oklahoma City

2011-12 RESULTS VS. THUNDER

01/08	108-96	Thunder at Oklahoma City
02/04	107-96	Spurs in San Antonio
03/16	114-105	Spurs at Oklahoma City

ALL-TIME RESULTS

76-77:	SA 3-1	94-95:	Tied 2-2
77-78:	Tied 2-2	95-96:	Tied 2-2
78-79:	Tied 2-2	96-97:	SEA 4-0
79-80:	Tied 1-1	97-98:	Tied 2-2
80-81:	SA 3-2	98-99:	SA 2-1
81-82:	SA 4-1	99-00:	Tied 2-2
82-83:	SEA 4-1	00-01:	SA 3-1
83-84:	SEA 3-2	01-02:	Tied 2-2
84-85:	SA 4-1	02-03:	SA 3-1
85-86:	SEA 3-2	03-04:	SA 4-0
86-87:	SEA 4-1	04-05:	Tied 2-2
87-88:	SA 3-2	05-06:	SA 2-1
88-89:	SEA 4-0	06-07:	SA 4-0
89-90:	SA 3-1	07-08:	SA 2-1
90-91:	SA 3-1	08-09:	Tied 2-2
91-92:	SA 3-1	09-10:	SA 3-1
92-93:	SA 3-1	10-11:	SA 3-0
93-94:	SEA 4-0	11-12:	SA 2-1
		TOTALS:	SA 82-63

SPURS-THUNDER SERIES NOTES

OVERALL RECORD: 82-63 **HOME:** 53-20 **ROAD:** 29-43 **OT:** 6-2
CURRENT STREAK: Won 2 **HOME:** W 4 **ROAD:** W 1
SPURS BIGGEST WIN: 41, 120-79 on 3/25/07 at Seattle
SPURS BIGGEST LOSS: 38, 105-67 on 4/18/01 at Seattle
SPURS LAST WIN AT HOME: 107-96 on 02/04/12
SPURS LAST LOSS AT HOME: 101-98 on 11/14/09
SPURS LAST WIN ON THE ROAD: 114-105 on 03/16/12
SPURS LAST LOSS ON THE ROAD: 108-96 on 01/08/12

DID YOU KNOW?

Oklahoma City general manager Sam Presti was a member of the Spurs front office from 2000-07, ascending to assistant general manager Thunder assistant coaches Mark Bryant, Maurice Cheeks and Brian Keefe all have ties to the Spurs ... Bryant spent the 2001-02 season in San Antonio where he averaged 1.9 points in 30 games ... Cheeks spent the 1989-90 season with the Silver and Black where he averaged 10.9 points and 6.0 assists in 50 games ... Keefe spent two seasons (2005-07) working for the Spurs as an assistant video coordinator ... the Thunder were the first road team to score 100+ points in the Alamodome when they defeated the Spurs 109-107 on 12/8/93 ... It was also the first overtime game in the Alamodome ... before the victory, the Thunder had lost eight straight in San Antonio.

2011-12 SEASON SERIES (2-1) SAN ANTONIO SPURS VS. OKLAHOMA CITY

PLAYER	G	GS	MIN	-F	ELD	GOALS-	PCT	-3	-POINT	FG	FTA	FT	FTA	THROWS-	PCT	--REBOUNDS--	OFF	DEF	TOT	AST	PF	DQ	STL	TO	BLK	PTS	AVG	HI
Parker	3	3	102	27	59	.458	5	4	7000	17	20	.850	2	8	10	23	7	0	3	4	1	71	23.7	42				
Leonard	3	2	104	16	26	.615	5	7	.714	6	7	.857	7	14	21	9	5	0	6	3	1	43	14.3	15				
Duncan	3	3	86	15	42	.357	0	0	---	10	16	.625	9	32	41	6	4	0	1	6	7	40	13.3	16				
Blair	3	3	66	15	23	.652	0	1	.000	4	9	.444	8	10	18	1	9	0	3	7	1	34	11.3	22				
Green	3	1	85	12	25	.480	9	14	.643	0	0	---	1	10	11	5	8	0	6	6	3	33	11.0	21				
Jefferson	2	2	53	7	17	.412	6	8	.750	2	4	.500	5	2	7	0	3	0	1	1	0	22	11.0	13				
Neal	3	1	68	11	28	.393	4	10	.400	2	2	1.000	0	4	4	6	9	0	2	0	0	28	9.3	18				
Ford	1	0	13	1	5	.200	0	0	---	4	5	.800	0	1	1	1	3	0	1	4	0	6	6.0	6				
Spencer	3	0	40	4	10	.400	0	0	---	7	8	.875	1	9	10	3	5	0	0	3	2	15	5.0	10				
Bonner	3	0	58	5	13	.385	4	8	.500	0	0	---	1	6	7	1	5	0	1	2	2	14	4.7	9				
Anderson	3	0	34	4	10	.400	0	0	---	1	2	.500	2	3	5	2	4	0	1	2	0	9	3.0	5				
Digou	1	0	9	0	1	.000	0	0	---	2	2	1.000	0	1	1	0	0	0	0	0	0	2	2.0	2				
Joseph	1	0	2	0	0	---	0	0	---	0	0	---	0	0	0	0	0	0	0	0	0	0	0.0	0				
SPURS	3	3	720	117	259	.452	28	54	.519	55	75	.733	36	100	136	57	62	0	25	40	17	317	105.7	114				
THUNDER	3	3	720	113	240	.471	23	65	.354	60	77	.779	25	103	128	60	67	0	23	43	30	309	103.0	108				

2011-12 SEASON SERIES (1-2) OKLAHOMA CITY THUNDER VS. SAN ANTONIO

PLAYER	G	GS	MIN	-FIEL GOALS-			-3-POINT FG--			-FREE F THROWS-			--REBOUNDS--			AST	PF	DQ	STL	TO	BLK	PTS	AVG	HI	
				FGA	PCT	PCT	FG	FTA	PCT	FT	FTA	PCT	OFF	DEF	TOT										
Durant	3	3	107	22	47	.468	3	11	.273	21	23	.913	4	9	28	28	14	8	0	4	12	6	68	22.7	25
Westbrook	3	3	100	26	58	.448	3	10	.300	12	13	.923	4	9	13	17	9	0	4	7	3	67	22.3	36	
Harden	3	0	85	19	32	.594	5	12	.417	15	20	.750	1	13	14	11	5	0	3	7	0	58	19.3	20	
Ibaka	3	3	75	13	26	.500	0	0	----	6	12	.500	8	14	22	1	9	0	0	3	11	32	10.7	12	
Jackson	3	0	44	8	18	.444	3	8	.375	2	2	1.000	1	2	3	7	4	0	1	4	0	21	7.0	11	
Sefol osha	2	2	38	5	9	.556	3	3	1.000	1	1	1.000	2	1	3	3	2	0	3	2	1	14	7.0	9	
Cook	3	0	58	4	14	.286	4	13	.308	1	2	.500	1	5	6	1	3	0	3	0	2	13	6.5	13	
Coll i son	3	0	63	7	10	.700	0	0	----	0	0	----	4	14	18	3	9	0	1	4	1	14	4.7	12	
Al dri ch	2	0	10	4	4	1.000	0	0	----	0	0	----	1	1	2	1	0	0	0	1	1	8	4.0	6	
Ivey	3	0	33	3	6	.500	2	5	.400	0	0	----	0	0	0	0	0	0	0	0	0	8	2.7	6	
Hayward	3	0	29	1	5	.200	0	3	.000	2	4	.500	0	4	4	0	3	0	0	1	4	1	3	2	
Perki ns	3	3	57	1	7	.143	0	0	----	0	0	----	2	8	10	1	10	0	1	3	4	2	0	7	2
Mohamed	3	0	22	0	4	.000	0	0	----	0	0	----	1	4	5	1	3	0	2	0	0	0	0	0	0
THUNDER	3	-	720	113	240	.471	23	65	.354	60	77	.779	25	103	128	60	67	0	23	43	30	309	103.0	108	
SPURS	3	-	720	117	259	.452	28	54	.519	55	75	.733	36	100	136	57	62	0	25	40	17	317	105.7	114	

ORLANDO MAGIC



8701 Maitland Summit Blvd. • Orlando, FL 32810
(407) 916-2400 • www.orlandomagic.com

Senior Chairman Rich DeVos
Chairman Dan DeVos
Chief Executive Officer Alex Martins
General Manager Rob Hennigan
VP/Assistant General Manager Scott Perry
Head Coach Jacques Vaughn
Assistant Coaches James Borrego, Wes Unseld Jr., Brett Gunning
Head Athletic Trainer Keon Weise
Vice President of Communications Joel Glass
Director of Communications George Galante
Home Court Amway Center (18,846, built in 2010)
Radio WDBO (FM 96.5, AM 580): Dennis Neumann, Richie Aduabato
Spanish Radio WRLZ (AM 1270): Joey Colon
Television Sun Sports/FOX Sports Florida,
Sun Sports: David Steele, Matt Guokas



2012-13 SCHEDULE VS. MAGIC

11/28 Wednesday 6:00 p.m. at Orlando
04/03 Wednesday 7:30 p.m. in San Antonio

2011-12 RESULTS VS. MAGIC

01/18 85-83 (OT) Spurs at Orlando
03/14 122-111 Spurs in San Antonio

ALL-TIME RESULTS

89-90: Tied 1-1 01-02: SA 2-0
90-91: SA 3-1 02-03: SA 2-0
91-92: Tied 1-1 03-04: SA 2-0
92-93: SA 2-0 04-05: Tied 1-1
93-94: SA 2-0 05-06: Tied 1-1
94-95: Tied 1-1 06-07: Tied 1-1
95-96: Tied 1-1 07-08: SA 2-0
96-97: Tied 1-1 08-09: ORL 2-0
97-98: SA 2-0 09-10: Tied 1-1
98-99: SA 1-0 10-11: Tied 1-1
99-00: Tied 1-1 11-12: SA 2-0
00-01: Tied 1-1 TOTALS: SA 32-15

SPURS-MAGIC SERIES NOTES

OVERALL RECORD: 32-15 HOME: 20-4 ROAD: 12-11 OT: 2-1
CURRENT STREAK: Won 2 HOME: W 3 ROAD: W 1
SPURS BIGGEST WIN: 35, 127-92 on 1/8/00 in San Antonio
SPURS BIGGEST LOSS: 26, 110-84 on 3/17/10 at Orlando
SPURS LAST WIN AT HOME: 122-111 on 03/14/12
SPURS LAST LOSS AT HOME: 105-98 on 1/11/09
SPURS LAST WIN ON THE ROAD: 85-83 (OT) on 01/18/12
SPURS LAST LOSS ON THE ROAD: 123-101 on 12/23/10

DID YOU KNOW?

Prior to sweeping the season series 2-0 in 2008-09, the Magic had never won a season series against the Spurs ... Tim Duncan is fifth on Orlando's all-time single game scoring list ... Duncan had 47 points at Orlando on 12/5/03 ... Magic guard Jameer Nelson rattled off 16 straight points in the third quarter against the Spurs on 2/9/07 ... Nelson's 16 points is the third highest consecutive points streak in Magic history.

2011-12 SEASON SERIES (2-0) SAN ANTONIO SPURS VS. ORLANDO

PLAYER	G	GS	MIN	-FIELD GOALS-			-3-POINT FG--			-FREE THROWS-			--REBOUNDS--			AST	PF	DQ	STL	TO	BLK	PTS	AVG	HI
				FG	FGA	PCT	FG	FGA	PCT	FT	FTA	PCT	OFF	DEF	TOT									
Parker	2	2	81	24	44	.545	2	4	.500	6	6	1.000	0	9	9	21	2	0	1	8	0	56	28.0	31
Duncan	2	2	66	13	25	.520	0	0	---	12	18	.667	5	18	23	4	5	0	0	2	1	38	19.0	21
Glenn	1	0	23	5	10	.500	4	7	.571	0	0	---	1	2	3	3	0	0	1	0	14	14.0	14	
Jefferson	2	2	70	6	20	.300	3	10	.300	7	11	.636	1	5	6	3	2	0	0	1	22	11.0	11	
Spencer	2	0	36	9	12	.750	0	0	---	4	4	1.000	6	6	12	1	6	0	1	2	3	22	11.0	12
Dawson (TOT)	2	1	55	8	18	.444	2	7	.286	1	2	.500	2	10	12	9	3	0	2	2	19	9.5	10	
Leonard	2	1	55	5	9	.556	2	2	1.000	2	2	1.000	1	8	9	4	6	0	3	0	14	7.0	12	
Blair	2	2	28	6	11	.545	0	0	---	0	0	---	0	7	7	1	3	0	0	0	12	6.0	8	
Neal	2	0	36	4	13	.308	2	7	.286	0	0	---	0	1	1	3	2	0	0	0	10	5.0	7	
Green	2	1	59	3	12	.250	1	7	.143	2	2	1.000	0	9	9	2	6	0	1	0	2	9	4.5	7
Bonner	2	0	38	3	8	.375	1	5	.200	0	0	---	1	5	6	3	1	0	1	1	0	7	3.5	4
Jackson (TOT)	2	0	32	3	14	.214	0	5	.000	0	0	---	2	5	7	5	0	0	0	2	0	6	3.0	4
Joseph	1	0	9	1	3	.333	0	1	.000	1	2	.500	0	1	1	0	0	0	0	0	0	3	3.0	1
Anderson	1	0	2	0	0	---	0	0	---	0	0	---	0	0	0	0	0	0	0	0	0	0	0	0
SPURS	2	-	505	79	167	.473	15	43	.349	34	45	.756	15	71	86	45	36	0	7	15	8	207	103.5	122
MAGIC	2	-	505	74	173	.428	15	48	.313	31	43	.721	26	72	98	32	38	0	9	21	10	194	97.0	111

2011-12 SEASON SERIES (0-2) ORLANDO MAGIC VS. SAN ANTONIO

PLAYER	G	GS	MIN	-FIELD GOALS-			-3-POINT FG--			-FREE THROWS-			--REBOUNDS--			AST	PF	DQ	STL	TO	BLK	PTS	AVG	HI
				FG	FGA	PCT	FG	FGA	PCT	FT	FTA	PCT	OFF	DEF	TOT									
Howard	2	2	80	18	31	.581	0	1	.000	10	20	.500	11	26	37	2	6	0	3	5	6	46	23.0	24
Anderson	2	2	74	11	28	.393	3	11	.273	11	11	1.000	8	11	19	3	7	0	2	0	2	36	18.0	19
Turkoglu	1	0	22	7	16	.438	2	7	.286	0	1	1.000	0	4	4	4	1	0	0	1	1	17	17.0	17
Warner	1	0	22	6	11	.545	3	5	.600	0	1	1.000	0	1	1	1	1	0	1	2	0	15	15.0	15
Nelson	2	2	70	11	31	.355	5	11	.455	2	2	1.000	1	7	8	12	8	0	1	1	1	29	14.5	25
Reddick	2	2	66	7	19	.368	0	5	.000	5	6	.833	1	4	5	2	3	0	0	2	0	19	9.5	13
Liggins	1	0	12	3	4	.750	0	0	---	0	0	---	1	0	1	2	1	0	0	1	0	6	6.0	6
Davidson	2	0	36	4	14	.286	0	1	.000	0	0	---	1	7	8	0	6	0	0	1	0	8	4.0	4
Duhon	2	0	31	2	6	.333	1	2	.500	2	2	1.000	0	2	2	4	2	0	0	1	0	7	3.5	7
O'Richardson	2	1	37	3	7	.429	1	4	.250	0	0	---	1	6	7	0	2	0	2	1	0	7	3.5	5
Clark	1	0	9	1	2	.500	0	0	---	0	0	---	2	2	4	0	0	0	0	0	0	2	2.0	2
Hughes	1	0	30	1	4	.250	1	1	.000	0	0	---	0	2	2	1	1	0	0	2	0	2	2.0	2
Salt (TOT)	1	0	0	0	0	---	0	0	---	0	0	---	0	0	0	0	0	0	0	0	0	0	0	0
MAGIC	2	-	505	74	173	.428	15	48	.313	31	43	.721	26	72	98	32	38	0	9	21	10	194	97.0	111
SPURS	2	-	505	79	167	.473	15	43	.349	34	45	.756	15	71	86	45	36	0	7	15	8	207	103.5	122

3601 S. Broad Street • Philadelphia, PA 19148 • (215) 339-7666 • www.sixers.com



Managing Owner Josh Harris
Co-Managing Owner David Blitzer
Chief Executive Officer Adam Aron
President of Basketball Operations Rod Thorn
Senior Vice President of Basketball Operations Tony DiLeo
Director of Player Personnel Courtney Witte
Head Coach Doug Collins
Associate Head Coach Michael Curry
Assistant Coaches Brian James, Aaron McKie, Jeff Capel
Head Athletic Trainer Kevin Johnson
Director of Public Relations Michael Preston
Public Relations Coordinators Sean McCloskey, Rebecca Timms
Home Court Wells Fargo Center (20,328, built in 1996)
Radio SportsRadio 94 WIP (610 AM): Tom McGinnis
Television Comcast SportsNet, The Comcast Network
..... CW-57: Marc Zumoff, Eric Snow



2012-13 SCHEDULE VS. SIXERS

02/08 Wednesday 6:00 p.m. at Philadelphia
03/25 Sunday 6:00 p.m. in San Antonio

2011-12 RESULTS VS. SIXERS

11/13 116-93 Spurs in San Antonio
02/11 77-71 Sixers at Philadelphia

ALL-TIME RESULTS

76-77: SA 3-1 94-95: SA 2-0
77-78: PHI 3-1 95-96: SA 2-0
78-79: PHI 3-1 96-97: Tied 1-1
79-80: PHI 4-2 97-98: SA 2-0
80-81: PHI 2-0 98-99: SA 1-0
81-82: SA 2-0 99-00: SA 2-0
82-83: Tied 1-1 00-01: Tied 1-1
83-84: PHI 2-0 01-02: Tied 1-1
84-85: Tied 1-1 02-03: Tied 1-1
85-86: Tied 1-1 03-04: PHI 2-0
86-87: Tied 1-1 04-05: SA 2-0
87-88: Tied 1-1 05-06: Tied 1-1
88-89: Tied 1-1 06-07: SA 2-0
89-90: Tied 1-1 07-08: Tied 1-1
90-91: SA 2-0 08-09: Tied 1-1
91-92: Tied 1-1 09-10: Tied 1-1
92-93: SA 2-0 10-11: Tied 1-1
93-94: SA 2-0 11-12: SA 2-0
TOTALS: SA 47-34

SPURS-SIXERS SERIES NOTES

OVERALL RECORD: 47-34 **HOME:** 28-12 **ROAD:** 18-23 **OT:** 1-2
CURRENT STREAK: Won 2 **HOME:** W 7 **ROAD:** W 1
SPURS BIGGEST WIN: 33, 105-72 on 12/1/04 at Philadelphia
SPURS BIGGEST LOSS: 33, 135-102 on 1/7/81 at Philadelphia
SPURS LAST WIN AT HOME: 93-76 on 03/25/12
SPURS LAST LOSS AT HOME: 83-77 on 1/03/04
SPURS LAST WIN ON THE ROAD: 100-90 on 02/08/12
SPURS LAST LOSS ON THE ROAD: 77-71 on 2/11/11

DID YOU KNOW?

The Spurs made their NBA debut in Philadelphia on 10/22/76 defeating the Sixers 121-118 ... the game also marked the NBA debut of Hall of Famer Julius Erving ... the Sixers snapped their 17-game losing streak in San Antonio with an 83-77 victory on 1/3/04 ... the last time the Sixers were victorious in the Alamogordo City before 2004 was a 108-102 win in the HemisFair Arena on 1/8/86 when Dr. J and Moses Malone still played for Philadelphia ... Philadelphia set a franchise record with 38 turnovers against the Spurs on 10/22/76.

2011-12 SEASON SERIES (2-0) SAN ANTONIO SPURS VS. PHILADELPHIA

PLAYER	G	GS	MIN	-FG- FGA- PCT			-3-POINT FT- PCT			-FREE THROWS- PCT			--REBOUNDS-- OFF DEF TOT			AST	PF	DQ	STL	TO	BLK	PTS	AVG	HI
				FG	FGA	PCT	FG	FGA	PCT	FT	FTA	PCT	OFF	DEF	TOT									
Parker	2	2	70	21	41	.512	0	2	.000	16	16	1.000	1	3	4	15	3	0	1	8	1	58	29.0	37
Neal	1	0	30	6	9	.667	4	4	1.000	2	2	1.000	1	4	5	6	0	0	0	1	18	18.0	18	
Duncan	1	1	30	6	16	.375	0	1	.000	4	6	.667	3	8	11	1	3	0	1	0	2	16	16.0	16
Splitter	1	0	17	7	10	.700	0	0	---	1	3	.333	1	1	2	2	0	0	1	1	0	15	15.0	15
Blair	2	2	49	12	22	.545	0	0	---	1	4	.250	4	8	12	4	5	0	3	0	25	12.5	19	
Gi nobbi I	1	0	27	5	13	.385	0	5	.000	1	1	1.000	1	4	5	5	3	0	3	2	2	11	11.0	11
Jackson (TOT)	2	1	60	5	18	.278	2	9	.222	4	6	.667	3	12	15	5	7	0	5	6	1	16	8.0	9
Jackson (SA)	1	0	20	2	6	.333	4	4	1.000	2	4	.500	1	5	6	1	3	0	2	5	1	7	7.0	7
Bonner	2	1	53	6	14	.429	3	8	.375	0	0	---	3	13	16	2	1	0	1	1	15	7.5	10	
Leonard	2	1	55	5	11	.455	1	4	.250	2	2	1.000	2	11	13	2	3	0	3	1	0	13	6.5	11
Green	2	2	58	3	12	.250	3	9	.333	1	2	.500	0	6	6	3	5	0	2	2	3	10	5.0	10
Diaw (TOT)	3	2	90	6	16	.375	0	4	.000	2	2	1.000	1	13	14	15	4	0	4	8	2	14	4.7	10
Diaw (SA)	1	0	27	0	3	.000	0	2	.000	2	2	1.000	1	6	7	2	1	0	3	1	0	2	2.0	2
Dentmon	1	0	12	1	4	.250	0	3	.000	0	0	---	0	0	0	0	1	0	1	0	2	2.0	2	
Jefferson	1	1	29	0	4	.000	0	3	.000	1	2	.500	1	5	6	1	2	0	0	0	0	1	1.0	1
Anderson	1	0	4	0	0	---	0	0	---	0	0	---	0	1	1	0	0	0	0	0	0	0	0.0	0
Joseph	1	0	0	0	0	---	0	0	---	0	0	---	0	0	0	0	0	0	0	0	0	0	0.0	0
SPURS	2	2	480	74	165	.448	12	43	.279	33	44	.750	19	75	94	44	30	0	21	25	11	193	96.5	100
76ERS	2	2	480	73	178	.410	8	23	.348	12	22	.545	30	72	102	41	36	0	15	31	11	166	83.0	90

2011-12 SEASON SERIES (0-2) PHILADELPHIA 76ERS VS. SAN ANTONIO

PLAYER	G	GS	MIN	-FIELD GOALS-			-3-POINT FT--			-FREE THROWS-			--REBOUNDS--			AST	PF	DQ	STL	TO	BLK	PTS	AVG	HI
				FG	FGA	PCT	FG	FGA	PCT	FT	FTA	PCT	OFF	DEF	TOT									
Iguodala	1	1	36	7	12	.583	1	2	.500	2	4	.500	0	7	7	4	2	0	2	2	0	17	17.0	17
Willis	2	0	57	12	34	.353	3	8	.375	4	5	.800	2	9	13	7	2	0	2	2	0	31	15.5	22
Brand	2	2	54	12	26	.462	0	0	---	0	1	.000	9	13	22	1	3	0	1	1	5	25	12.5	14
Holiday	2	2	49	11	29	.379	2	4	.500	1	2	.500	2	5	7	10	4	0	3	3	0	25	12.5	14
T. Young	2	0	56	11	19	.579	0	0	---	0	2	.000	3	7	10	6	4	0	0	3	1	22	11.0	16
Meeks	2	2	51	6	15	.400	2	6	.333	0	0	---	1	5	6	0	0	0	2	2	0	14	7.0	11
Turner	2	1	54	0	17	.000	0	2	.000	0	0	---	0	10	10	6	4	0	0	6	0	14	7.0	10
Hawes	1	1	27	2	6	.333	0	0	---	2	2	1.000	2	4	6	4	3	0	2	1	1	6	6.0	6
S. Young (TOT)	3	0	75	9	24	.375	0	3	.000	0	0	---	4	11	15	2	6	0	3	4	1	18	6.0	8
S. Young (PHI)	1	0	30	4	11	.364	0	1	.000	0	0	---	4	5	9	1	3	0	2	3	1	8	8.0	8
Allen	1	0	19	0	7	.000	0	0	---	0	0	---	4	6	9	0	1	0	1	0	0	2	2.0	2
Vucelja	2	1	27	0	6	.000	0	0	---	2	6	.333	3	6	9	0	4	0	0	4	0	2	1.0	2
76ERS	2	2	480	73	178	.410	8	23	.348	12	22	.545	30	72	102	41	36	0	15	31	11	166	83.0	90
SPURS	2	2	480	74	165	.448	12	43	.279	33	44	.750	19	75	94	44	30	0	21	25	11	193	96.5	100

201 E. Jefferson Street • Phoenix, AZ 85004 • (602) 379-7900 • www.suns.com

Managing Partner Robert Sarver
Vice Chairman Andrew Kohlberg, Jahm Najafi, Sam Garvin
President of Basketball Operations Lon Babby
General Manager Lance Blanks
Head Coach Alvin Gentry
Assistant Coaches Elston Turner, Dan Majerle, Igor Kokoskov, Noel Gillespie
Head Athletic Trainer/Strength and Conditioning Mike Elliott
Vice President, Basketball Communications Julie Fie
Managers, Basketball Communications DC Headley, Vince Kozar
Home Court U.S. Airways Center (18,422, built in 1992)
Radio KTAR (620 AM): Al McCoy, Tim Kempton
Spanish Radio KSUN (1400 AM) Ivan Valenzuela, Arturo Ochoa
Television FOX Sports Arizona: TBA, Eddie Johnson, Scott Williams



2012-13 SCHEDULE VS. SUNS

01/26 Saturday 7:30 p.m. in San Antonio
02/24 Sunday 7:00 p.m. at Phoenix
02/27 Wednesday 7:30 p.m. in San Antonio

2011-12 RESULTS VS. SUNS

01/15 102-91 Spurs in San Antonio
03/27 107-100 Spurs at Phoenix
04/14 105-91 Spurs in San Antonio
04/25 110-106 Spurs at Phoenix

ALL-TIME RESULTS

76-77: SA 3-1 94-95: Tied 2-2
77-78: Tied 2-2 95-96: SA 3-1
78-79: PHO 3-1 96-97: PHO 3-1
79-80: Tied 1-1 97-98: PHO 3-1
80-81: PHO 3-2 98-99: Tied 2-2
81-82: PHO 4-1 99-00: Tied 2-2
82-83: PHO 3-2 00-01: Tied 2-2
83-84: PHO 5-0 01-02: SA 3-1
84-85: SA 4-1 02-03: PHO 3-1
85-86: PHO 3-2 03-04: SA 4-0
86-87: SA 3-2 04-05: SA 2-1
87-88: SA 3-2 05-06: SA 3-1
88-89: PHO 3-1 06-07: SA 2-1
89-90: SA 4-0 07-08: PHO 3-1
90-91: SA 3-1 08-09: SA 3-1
91-92: PHO 3-1 09-10: PHO 2-1
92-93: PHO 3-1 10-11: SA 3-1
93-94: PHO 3-1 11-12: SA 4-0
TOTALS: SA 75-72

SPURS-SUNS SERIES NOTES

OVERALL RECORD: 75-72 HOME: 50-24 ROAD: 25-48 OT: 7-2
CURRENT STREAK: Won 4 HOME: W 6 ROAD: W 2
SPURS BIGGEST WIN: 30, 114-84 on 11/5/80 in San Antonio
SPURS BIGGEST LOSS: 46, 137-91 on 4/15/89 at Phoenix
SPURS LAST WIN AT HOME: 105-91 on 04/14/12
SPURS LAST LOSS AT HOME: 103-98 on 10/29/08
SPURS LAST WIN ON THE ROAD: 110-106 on 04/25/12
SPURS LAST LOSS ON THE ROAD: 106-103 on 4/13/11

DID YOU KNOW?

Phoenix general manager Lance Blanks spent five seasons in the Spurs front office, ascending to the director of scouting role ... Suns Head Coach Alvin Gentry was an assistant for the Spurs from 1988-90 ... the Suns defeated the Spurs 137-91 in Phoenix on 4/15/89 ... the 46-point loss is the worst in Spurs franchise history ... the Suns missed all 12 of their three-point attempts in San Antonio on 11/13/94, setting the Spurs opponent franchise record for most three-pointers attempted without a make ... Manu Ginobili set a Spurs franchise record for most free throws made in game with 18 and most free throws without a miss in a game (18-18) at Phoenix on 1/29/09 ... Ginobili's career-high came against the Suns when he scored 48 in a 128-123 overtime victory on 1/21/05 ... former Spur great George Gervin was originally drafted by the Suns in the 1974 NBA Draft.

2011-12 SEASON SERIES (4-0) SAN ANTONIO SPURS VS. PHOENIX

PLAYER	G	GS	MIN	-FIELD GOALS-			-3-POINT FG-			-FREE THROWS-			--REBOUNDS-		AST	PF	DQ	STL	TO	BLK	PTS	AVG	HI	
				FG	FGA	PCT	FG	FGA	PCT	FT	FTA	PCT	OFF	DEF										TOT
Duncan	3	3	87	30	44	.682	0	1	.000	9	11	.818	4	29	33	7	5	0	2	5	2	69	23.0	26
Parker	3	3	91	23	47	.489	1	4	.250	8	11	.727	2	10	12	21	4	0	1	4	1	55	18.3	24
Splitter	3	0	52	15	20	.750	0	0	---	9	11	.818	6	11	17	7	1	0	0	5	2	39	13.0	26
Leonard	4	4	105	19	33	.576	6	11	.545	6	6	1.000	5	18	23	6	5	0	5	7	1	50	12.5	14
Mills	3	1	55	11	30	.367	5	11	.455	6	8	1.000	1	4	5	8	3	0	2	7	0	35	11.7	27
Bialer	4	4	103	21	39	.538	0	0	---	0	0	---	11	10	21	7	6	0	5	8	1	42	10.5	14
Ginobili	2	0	49	8	16	.500	1	6	.167	3	3	1.000	2	4	6	9	4	0	1	4	0	20	10.0	13
Jackson (TOT)	4	1	103	12	32	.375	5	12	.417	9	12	.750	0	10	10	12	9	0	5	9	0	38	9.5	12
Jackson (SA)	2	0	50	5	14	.357	2	6	.333	6	8	.750	0	8	8	7	6	0	4	5	0	18	9.0	9
Jefferson	1	1	31	3	6	.500	0	3	.000	2	2	1.000	1	3	4	5	2	0	1	1	0	8	8.0	8
Diaw (TOT)	4	2	94	11	18	.611	5	7	.714	0	2	.000	3	8	11	12	9	0	5	11	1	27	6.8	13
Diaw (SA)	3	1	56	6	8	.750	2	2	1.000	0	2	.000	2	6	8	9	8	0	4	6	0	14	4.7	6
Bonner	4	0	73	8	21	.381	5	15	.333	2	2	1.000	5	10	15	5	4	0	0	0	0	23	5.8	10
Green	4	3	78	7	23	.304	3	14	.214	3	4	.750	4	12	16	3	5	0	2	4	1	20	5.0	9
Joseph	2	0	37	2	7	.286	1	4	.250	5	6	.833	0	4	4	1	2	0	4	1	1	10	5.0	9
Neal	3	0	43	5	18	.278	7	7	1.000	7	7	1.000	0	6	6	5	3	0	0	2	0	11	3.7	7
Anderson	3	0	47	2	9	.222	1	2	.500	3	4	.750	0	9	9	4	2	0	0	1	0	8	2.7	3
Byars	1	0	4	1	2	.500	0	0	---	0	0	---	2	1	3	0	0	0	0	0	0	2	2.0	2
SPURS	4	-	960	166	337	.493	28	86	.326	64	78	.821	45	145	190	98	66	0	31	62	9	424	106.0	110
SUNS	4	-	960	162	368	.440	19	63	.302	45	57	.789	48	118	166	68	70	0	24	48	19	388	97.0	106

2011-12 SEASON SERIES (0-4) PHOENIX SUNS VS. SAN ANTONIO

PLAYER	G	GS	MIN	-F1ELD GOALS-			-3-P POINT FG--		-FREE THROWS--		--REBOUNDS--			AST	PF	DQ	STL	TO	BLK	PTS	AVG	HI		
				FG	FGA	PCT	FG	FGA	FG--	FT	FTA	FT	FTA										OFF	DEF
Tel fal r	3	0	67	22	44	.500	2	9	.222	6	8	.750	2	5	7	5	8	0	3	2	1	52	17.3	21
Brown	4	3	112	27	52	.519	8	17	.471	7	7	1.000	2	4	6	1	4	0	3	2	1	69	17.3	32
Scott	4	4	116	27	53	.509	0	1	.000	6	8	.750	14	32	46	1	6	0	2	3	8	60	15.0	24
Nash	4	4	92	22	46	.478	0	2	.000	2	2	1.000	2	7	9	25	3	0	2	14	0	46	11.5	20
Morris	4	1	88	12	28	.429	2	9	.222	4	6	.667	4	15	19	6	11	0	2	5	3	30	7.5	14
Reid	3	0	65	10	30	.333	2	7	.286	7	9	.778	0	5	5	3	0	0	1	2	0	29	7.3	14
Dudley	4	4	109	11	23	.478	3	4	.750	3	4	.750	4	13	17	2	6	0	3	2	0	28	7.0	12
Lopez	4	0	67	10	20	.500	0	0	---	2	4	.500	12	6	18	2	4	0	1	4	3	22	5.5	10
Warri ck	4	0	46	5	19	.263	0	0	---	7	8	.875	2	6	8	5	3	0	0	2	1	17	4.3	6
Hiatt	2	1	31	4	9	.444	0	0	---	0	0	---	2	4	3	1	1	0	0	0	0	8	4.0	4
Price	4	0	57	6	18	.333	1	6	.167	1	1	1.000	3	5	8	8	15	0	5	4	0	14	3.5	7
Chilc dress	2	0	44	3	9	.333	0	2	.000	0	0	---	1	7	8	3	2	0	1	1	0	6	3.0	4
Frye	3	0	67	3	17	.176	1	6	.167	0	0	---	1	11	12	1	7	0	0	2	2	7	2.3	7
SUNS	4	-	960	162	368	.440	19	63	.302	45	57	.789	48	118	166	68	70	0	24	48	19	388	97.0	106
SPURS	4	-	960	166	337	.493	28	86	.326	64	78	.821	45	145	190	98	66	0	31	62	9	424	106.0	110

PORTLAND TRAILBLAZERS

One Center Court, Suite 200 • Portland, OR 97227
(503) 234-9291 • www.trailblazers.com



Owner Paul Allen
President TBD
Chief Operating Officer Sarah Mensah
General Manager Neil Olshay
Head Coach Terry Stotts
Assistant Coaches Kaleb Canales, Jay Triano, David Vanterpool, Kim Hughes and Dale Osbourne
Head Athletic Trainer Geoff Clark
Senior VP of Communications and Public Engagement Michael Lewellen
Senior Director of Communications Jim Taylor
Home Court The Rose Garden (20,796, built in 1995)
Radio The Game (750 AM): Brian Wheeler, Antonio Harvey
Television KGW (Ch. 8), Comcast SportsNet: Mike Barrett, Mike Rice

2012-13 SCHEDULE VS. TRAIL BLAZERS

11/10 Saturday 9:00 p.m. at Portland
12/13 Thursday 9:30 p.m. at Portland
03/08 Friday 7:30 p.m. in San Antonio

2011-12 RESULTS VS. TRAIL BLAZERS

01/13 99-83 Spurs in San Antonio
02/21 137-97 Trail Blazers in Portland
04/23 124-89 Spurs in San Antonio

ALL-TIME RESULTS

76-77: Tied 2-2 94-95: SA 3-1
77-78: Tied 2-2 95-96: SA 3-1
78-79: POR 2-1 96-97: POR 4-0
79-80: Tied 1-1 97-98: Tied 2-2
80-81: SA 3-2 98-99: SA 3-1
81-82: POR 3-2 99-00: POR 3-1
82-83: SA 3-2 00-01: SA 3-1
83-84: POR 4-1 01-02: SA 3-1
84-85: POR 3-2 02-03: Tied 2-2
85-86: SA 4-1 03-04: SA 4-0
86-87: POR 4-1 04-05: SA 2-1
87-88: POR 5-0 05-06: SA 4-0
88-89: POR 4-0 06-07: SA 4-0
89-90: POR 3-1 07-08: SA 3-0
90-91: Tied 2-2 08-09: POR 3-1
91-92: Tied 2-2 09-10: POR 3-0
92-93: Tied 2-2 10-11: POR 3-1
93-94: SA 3-1 11-12: SA 2-1

TOTALS: SA 73-72

SPURS- TRAIL BLAZERS SERIES NOTES

OVERALL RECORD: 73-72 HOME: 47-26 ROAD: 26-46 OT: 5-3

CURRENT STREAK: Won 1 HOME: W 1 ROAD: L 7

SPURS BIGGEST WIN: 34, 114-80 on 12/30/04 at Portland

SPURS BIGGEST LOSS: 37 two times: latest 137-100 on 2/4/89 at Portland

SPURS LAST WIN AT HOME: 124-89 on 04/23/12

SPURS LAST LOSS AT HOME: 100-92 on 3/28/11

SPURS LAST WIN ON THE ROAD: 72-65 on 4/6/08

SPURS LAST LOSS ON THE ROAD: 137-97 on 02/21/12

DID YOU KNOW?

The Trail Blazers snapped their 12-game losing streak to the Spurs with a 100-99 win at the Rose Garden on 10/31/08 ... prior to that the Silver and Black's last loss to Portland was a 107-99 setback on 1/24/05 ... in his first game against his former team Steve Smith set a franchise record by shooting a perfect 8-of-8 from three-point range at Portland on 11/3/01 ... the Blazers set a franchise record when they scored 49 points in the first quarter vs. the Spurs on 11/25/90 in Portland ... the 49 points is also the highest single quarter total ever recorded by a Spurs opponent ... the Blazers went on to win the game 117-103.

2011-12 SEASON SERIES (2-1) SAN ANTONIO SPURS VS. PORTLAND

PLAYER	G	GS	MIN	-FIELD GOALS-			-3-PT MT FG--	-FREE THROWS-			--REBOUNDS--			AST	PF	DQ	STL	TO	BLK	PTS	AVG	HI			
				FG	FGA	PCT		FT	FTA	PCT	OFF	DEF	TOT												
Parker	2	2	56	14	27	.519	0	2	.000	5	6	.833	0	11	11	15	1	0	2	5	0	33	16.5	20	
Green	3	2	75	13	25	.520	7	10	.700	14	17	.824	0	9	13	6	4	4	7	15	7	18			
Duncan	3	2	47	11	20	.550	0	0	----	3	6	.500	2	15	17	3	4	0	2	6	5	25	12.5	18	
Leonard	3	3	97	15	27	.556	3	7	.429	4	7	.571	6	11	17	4	3	0	8	5	1	37	12.3	24	
Jackson (TOT)	1	0	23	6	10	.600	0	0	----	0	0	----	0	3	3	4	1	0	0	1	2	12	12.0	12	
Jackson (SA)	1	0	23	6	10	.600	0	0	----	0	0	----	0	3	3	4	1	0	0	1	2	12	12.0	12	
Spiller	2	0	29	7	7	1.000	0	0	----	8	13	.615	1	6	7	3	2	0	0	5	2	22	11.0	14	
Blair	3	2	61	13	23	.565	0	0	----	3	4	.750	5	13	18	6	6	0	1	4	1	29	9.7	13	
Neal	1	1	25	4	9	.444	0	0	----	2	5	.700	0	0	0	1	0	0	0	1	1	6	6.0	6	
Anderson	3	0	66	9	25	.360	2	9	.222	8	10	.800	3	5	8	2	5	0	0	4	0	28	9.3	11	
Dawson	1	0	32	4	8	.500	0	0	----	1	2	.500	3	3	6	0	4	0	0	1	2	1	9	9.0	9
Mills	2	1	39	8	4	.750	3	4	.750	0	0	----	0	0	0	2	2	0	0	0	0	15	7.5	13	
Joseph	2	1	17	2	5	.400	0	2	.000	2	2	1.000	0	0	0	0	0	0	0	0	0	4	2.0	6	
Gnabli	1	0	17	2	5	.400	0	2	.000	2	2	1.000	1	1	2	3	0	0	2	1	0	6	6.0	6	
Diaw (TOT)	2	2	53	4	12	.333	0	3	.000	1	2	.500	3	10	13	9	2	0	0	2	2	9	4.5	6	
Diaw (SA)	1	1	25	4	12	.333	0	3	.000	1	2	.500	3	10	13	9	2	0	0	2	2	9	4.5	6	
Jefferson	2	2	49	2	12	.167	2	7	.286	1	1	1.000	1	8	9	4	4	0	1	3	0	7	3.5	4	
Bonner	3	0	30	2	5	.400	2	4	.500	0	0	----	1	3	4	2	4	0	1	0	0	6	2.0	3	
Thomas	1	0	2	0	0	----	0	0	----	0	0	----	0	0	0	0	0	0	0	0	0	0	0.0	0	
SPURS	3	3	720	118	239	.494	26	59	.441	58	78	.744	30	100	130	70	45	0	25	52	17	320	106.7	124	
TRAIL BLAZERS	3	3	720	122	266	.459	26	62	.419	39	49	.796	31	90	121	31	90	0	33	43	17	309	103.0	137	

2011-12 SEASON SERIES (1-2) PORTLAND TRAILBLAZERS VS. SAN ANTONIO

PLAYER	G	GS	MIN	-FIELD GOALS-			-3-POINT FG-		-FREE THROWS-		--REBOUNDS--		AST	PF	DQ	STL	TO	BLK	PTS	AVG	HI				
				FG	FGA	PCT	FG	PCT	FT	FTA	OFF	DEF										TOT			
Al dridge	2	2	60	20	33	.606	0	0	---	10	10	1.000	3	11	14	5	6	0	4	2	2	50	25.0	29	
Matthews	3	2	103	19	45	.422	5	13	.385	4	5	.800	4	9	13	8	8	0	7	2	1	47	15.7	24	
Wallace	2	2	72	10	21	.476	2	6	.333	9	11	.818	5	17	22	11	4	0	4	7	4	31	15.5	19	
Fel ton	3	2	91	17	44	.386	6	14	.429	2	2	1.000	4	5	9	18	7	0	7	6	1	29	9.7	16	
Batum	2	1	48	10	17	.588	4	7	.571	2	2	1.000	2	5	7	0	7	0	0	0	3	0	26	13.0	19
Crawford	2	2	54	8	19	.421	6	11	.545	3	3	1.000	0	4	4	10	2	0	0	0	2	0	25	12.5	20
Hickson (TOT)	1	1	54	8	21	.381	0	0	---	4	8	.500	7	9	16	1	6	0	2	4	2	20	20.0	14	
Hickson (POR)	1	1	54	8	21	.381	0	0	---	4	8	.500	7	9	16	1	6	0	2	4	2	20	20.0	14	
E. Williams	2	0	20	7	11	.636	0	2	.000	3	6	.500	1	2	3	1	0	0	1	0	0	10	5.0	17	
N. Smith	2	0	46	7	16	.438	0	3	.000	2	4	.500	2	7	9	8	1	0	2	3	0	16	8.0	10	
Thabeet (TOT)	2	2	18	5	10	.500	0	0	---	0	0	---	0	0	0	1	4	0	3	0	0	10	5.0	10	
Thabeet (POR)	1	1	10	2	2	1.000	0	0	---	0	0	---	0	0	0	2	0	0	0	1	0	4	4.0	4	
Flynn (TOT)	2	0	26	4	9	.444	1	3	.333	0	0	---	0	1	1	5	1	0	0	0	5	1	9	4.5	9
Flynn (POR)	1	0	18	4	9	.444	1	3	.333	0	0	---	0	1	1	5	1	0	0	0	5	1	9	4.5	9
C. Smith	3	0	34	5	12	.417	0	0	---	0	0	---	1	5	6	0	4	0	1	2	0	10	3.3	6	
S. Williams (TOT)	1	0	30	1	9	.111	1	3	.333	0	0	---	3	3	6	0	2	0	1	0	0	3	3.0	3	
Babbl tt	3	0	43	3	8	.375	2	3	.667	0	0	---	1	5	6	0	2	0	0	2	1	8	2.7	5	
C. Johnson	3	0	13	2	4	.500	0	0	---	0	0	---	0	0	0	0	0	0	0	0	0	4	1.3	3	
Thomas	3	0	48	3	8	.375	0	0	---	0	0	---	3	4	7	1	4	0	2	3	2	6	2.0	4	
Camby	2	2	27	0	2	.000	0	0	---	0	0	---	2	6	8	2	2	0	0	4	2	0	0.0	0	
TRAIL BLAZERS	3	3	720	122	266	.459	26	62	.419	39	49	.796	31	90	121	31	90	0	33	43	17	309	103.0	137	
SPURS	3	3	720	118	239	.494	26	59	.441	58	78	.744	30	100	130	70	45	0	25	52	17	320	106.7	124	

SACRAMENTO KINGS



One Sports Parkway • Sacramento, CA 95834 • (916) 455-4647 • www.kings.com

Owners: Maloof Sports and Entertainment
President, Basketball Operations: Geoff Petrie
President: Martina Kolokotronis
Vice President and General Manager, Basketball Operations: Wayne Cooper
Head Coach: Keith Smart
Assistant Coaches: Jim Ewen, Alex English, Bobby Jackson
Head Athletic Trainer: Manny Romero
Vice President of Media Relations/Basketball Operations: Troy Hanson
Executive Director of Media Relations/Basketball Operations: Darrin May
Home Court: Power Balance Pavilion (17,317, built in 1988)
Radio: KHTK (1140 AM): Gary Gerould
Television: Comcast Sports Net: Grant Napear, Jerry Reynolds, Jim Gray, Bill Walton



2012-13 SCHEDULE VS. KINGS

11/9 Friday 9:00 p.m. at Sacramento
02/19 Tuesday 9:00 p.m. at Sacramento
03/01 Friday 7:30 p.m. in San Antonio
04/12 Friday 7:30 p.m. in San Antonio

2011-12 RESULTS VS. KINGS

01/20 88-86 Kings in San Antonio
03/28 117-112 Spurs at Sacramento
04/18 127-102 Spurs at Sacramento

ALL-TIME RESULTS

76-77: SA 3-1 94-95: SA 4-0
77-78: SA 4-0 95-96: SA 3-1
78-79: SA 3-1 96-97: SAC 3-1
79-80: Tied 1-1 97-98: SA 4-0
80-81: SA 4-2 98-99: SA 2-1
81-82: SA 5-1 99-00: SAC 3-1
82-83: Tied 3-3 00-01: Tied 2-2
83-84: KC 5-1 01-02: SAC 3-1
84-85: SA 4-2 02-03: SA 3-1
85-86: SAC 5-1 03-04: Tied 2-2
86-87: Tied 3-3 04-05: SA 3-1
87-88: Tied 3-3 05-06: SA 2-1
88-89: Tied 2-2 06-07: SA 4-0
89-90: SA 4-0 07-08: SA 3-1
90-91: SA 3-1 08-09: SA 3-0
91-92: SA 3-1 09-10: SA 4-0
92-93: Tied 2-2 10-11: SA 3-0
93-94: SA 3-1 11-12: SA 2-1

TOTALS: SA 99-54

SPURS-KINGS SERIES NOTES

OVERALL RECORD: 99-54 HOME: 56-20 ROAD: 43-34 OT: 5-5
CURRENT STREAK: Won 2 HOME: L 1 ROAD: W 8
SPURS BIGGEST WIN: 42, 109-67 on 1/10/98 in San Antonio
SPURS BIGGEST LOSS: 28, 130-102 on 10/29/76 at Kansas City
SPURS LAST WIN AT HOME: 124-92 on 4/6/11
SPURS LAST LOSS AT HOME: 88-86 on 01/20/12
SPURS LAST WIN ON THE ROAD: 127-102 on 04/08/12
SPURS LAST LOSS ON THE ROAD: 112-99 on 11/26/07

DID YOU KNOW?

Kings Head Coach Keith Smart played two games for the Silver & Black during the 1988-89 season. Tim Duncan has recorded four 20-20 games against Sacramento, more than any other opponent. Dale Ellis, at the time with the Spurs, became the first player in NBA history to make 1,000 three-point field goals when he connected from downtown with 7:41 left in the third quarter against the Kings on 03/19/94. Larry Kenon set an NBA record when he registered 11 steals vs. Kansas City on 12/26/76.

2011-12 SEASON SERIES (2-1) SAN ANTONIO SPURS VS. SACRAMENTO

PLAYER	G	GS	MIN	-F ELTD	GOALS-	-3-POINT	FG--	-FREE	THROWS-	-REBOUNDS--	AST	PF	DQ	STL	TO	BLK	PTS	AVG	HI
				FG	FGA	PCT	FG	FTA	PCT	OFF	DEF	TOT							
Gl nobil l	2	0	42	12	17	.706	4	5	.800	5	6	.833	3	10	4	0	1	5	1
Parker	3	3	95	16	40	.400	2	4	.500	15	19	.789	2	12	14	24	3	0	4
Duncan	2	2	54	13	26	.500	0	0	---	2	2	1.000	6	12	18	5	5	0	0
Neal	3	0	54	15	29	.517	3	10	.300	5	5	1.000	1	2	3	4	6	0	1
Leonard	3	3	82	14	24	.583	4	10	.400	4	4	1.000	6	13	19	8	4	0	5
Jackson (TOT)	3	1	97	12	24	.500	4	11	.364	6	6	1.000	0	9	9	6	5	0	1
Jackson (SA)	2	0	58	8	14	.571	2	6	.333	3	3	1.000	0	4	4	2	0	0	1
Split tter	3	0	62	12	20	.600	0	0	---	10	13	.769	10	10	20	3	9	0	2
Bl air	3	3	69	10	19	.526	0	0	---	7	9	.778	5	9	14	6	9	0	5
Green	3	2	63	11	24	.458	3	9	.333	1	2	.500	1	5	6	4	4	0	1
Mill s	2	0	20	7	12	.583	1	4	.250	0	0	---	0	2	2	0	7	1	3
Jefferson	1	1	30	2	8	.250	1	6	.167	0	0	---	0	4	4	1	2	0	0
Di aw (TOT)	2	1	42	3	7	.429	2	4	.500	0	0	---	1	8	9	3	4	0	1
Evans (SA)	3	1	42	3	7	.429	2	4	.500	0	0	---	1	8	9	3	4	0	1
Bonner	3	0	38	4	10	.400	1	7	.143	0	0	---	1	8	9	3	5	0	0
Anderson	2	0	5	0	2	.000	0	1	.000	0	0	---	1	1	2	0	0	0	0
Joseph	1	0	6	0	0	.000	0	0	---	0	0	---	0	0	0	0	0	0	0
SPURS	3	3	720	127	253	.502	23	66	.348	53	64	.828	34	93	127	73	57	0	22
KI NG S	3	3	720	124	261	.475	19	63	.302	35	52	.673	34	82	116	62	62	1	21

2011-12 SEASON SERIES (1-2) SACRAMENTO KINGS VS. SAN ANTONIO

PLAYER	G	GS	MIN	-F ELTD	GOALS-	-3-POINT	FG--	-FREE	THROWS-	-REBOUNDS--	AST	PF	DQ	STL	TO	BLK	PTS	AVG	HI
				FG	FGA	PCT	FG	FTA	PCT	OFF	DEF	TOT							
Cousins	3	3	89	27	57	.474	0	0	---	6	10	.600	12	21	33	5	14	1	7
Thornton	3	3	104	24	49	.490	5	18	.278	2	2	1.000	4	4	8	1	3	0	1
Thomas	3	2	84	17	34	.500	4	17	.235	11	12	.917	0	6	6	18	9	0	1
Thompson	3	3	98	13	20	.650	0	0	---	9	12	.750	6	17	23	4	5	0	4
Evans	3	3	111	18	32	.563	1	4	.250	3	7	.429	4	13	17	13	6	0	1
Salmons	1	1	30	3	7	.429	1	2	.500	0	0	---	0	1	1	2	2	0	1
Williams (TOT)	1	0	31	8	18	.444	3	5	.600	2	4	.500	1	6	7	12	6	0	1
Williams (SAC)	2	0	39	6	14	.429	3	3	.333	2	4	.500	1	3	4	11	3	0	1
Hickson	1	0	24	3	6	.500	0	0	---	0	2	.000	4	2	6	0	0	1	2
Fredette	0	0	37	7	17	.412	3	8	.375	0	0	---	1	3	4	2	4	0	0
Greene	0	0	28	4	9	.444	3	4	.750	0	0	---	0	2	2	0	2	0	1
Garci a	1	0	36	4	13	.308	1	4	.250	0	1	.333	1	3	4	0	0	1	0
Hayes	2	0	34	1	1	.000	0	0	---	1	1	.000	1	6	7	2	6	0	1
Honeycutt	1	0	6	0	2	.000	0	0	---	1	2	.500	0	1	1	0	0	0	0
KI NG S	3	3	720	124	261	.475	19	63	.302	35	52	.673	34	82	116	62	62	1	21
SPURS	3	3	720	127	253	.502	23	66	.348	53	64	.828	34	93	127	73	57	0	22



50 Bay Street, Suite 500 • Toronto, Ontario • M5J 2X2
(416) 815-5600 • www.raptors.com

Chairman of the Board, Maple Leaf Sports & Entertainment Larry Tanenbaum
President and General Manager Bryan Colangelo
Head Coach Dwane Casey
Assistant Coaches Johnny Davis, Tom Sterner, Scott Roth, Micah Nori
Assistant Coach/Basketball Development Eric Hughes
Head Athletic Trainer Scott McCulloch
Director of Media Relations Jim LaBumbard
Media Relations Manager Roven Yau
Home Court Air Canada Centre (19,800, built in 1999)
Radio The FAN (590 AM): Paul Jones, Eric Smith
Television TSN, TSN2, Sportsnet, Sportsnet ONE: Matt Devlin,
Leo Rautins, Jack Armstrong



2012-13 SCHEDULE VS. RAPTORS

11/25 Sunday 12:00 p.m. at Toronto
12/26 Wednesday 7:30 p.m. in San Antonio

2011-12 RESULTS VS. RAPTORS

02/15 113-106 Spurs at Toronto

ALL-TIME RESULTS

95-96: SA 2-0 04-05: Tied 1-1
96-97: Tied 1-1 05-06: SA 2-0
97-98: SA 2-0 06-07: SA 2-0
98-99: TOR 1-0 07-08: Tied 1-1
99-00: Tied 1-1 08-09: Tied 1-1
00-01: Tied 1-1 09-10: Tied 1-1
01-02: Tied 1-1 10-11: SA 2-0
02-03: SA 2-0 11-12: SA 1-0
03-04: SA 2-0 **TOTALS:** SA 23-9

SPURS-RAPTORS SERIES NOTES

OVERALL RECORD: 23-9 **HOME:** 12-4 **ROAD:** 11-5 **OT:** 1-1
CURRENT STREAK: Won 3 **HOME:** W 3 **ROAD:** W 2
SPURS BIGGEST WIN: 26, 124-98 on 4/4/03 at Toronto
SPURS BIGGEST LOSS: 33, 125-92 on 2/19/97 in San Antonio
SPURS LAST WIN AT HOME: 104-95 on 1/19/11
SPURS LAST LOSS AT HOME: 93-83 on 12/28/07
SPURS LAST WIN ON THE ROAD: 113-106 on 02/05/12
SPURS LAST LOSS ON THE ROAD: 91-86 on 2/9/10

DID YOU KNOW?

18,797 fans witnessed Tim Duncan's 22-point, 15-rebound performance as San Antonio defeated Toronto 91-72 on 11/1/02 ... the game marked the Spurs first in the AT&T Center ... Spurs forward Matt Bonner was acquired from Toronto in a deal for Rasha Nesterovic ... the Raptors 98-92 win over the Spurs in Toronto on 12/5/99 was their first win vs. San Antonio in Toronto in the five-year history of the match-up ... the Spurs set a franchise record for lowest field goal percentage when they shot 23.9% (22-92) on 2/7/02 ... the Raptors won the game 80-74 in overtime.

2011-12 SEASON SERIES (1-0) SAN ANTONIO SPURS VS. TORONTO

PLAYER	G	S	MIN	-FIELD GOALS-		-3-POINT FG--		-FREE THROWS-		--REBOUNDS--		AST	PF	DQ	STL	TO	BLK	PTS	AVG	HI				
				FG	PCT	FG	PCT	FRT	PCT	OFF	DEF										TOT			
Parker	1	1	39	11	23	.478	0	1	1,000	12	12	1,000	0	3	3	14	2	0	1	5	0	34	34.0	34
Jackson (TOT)	1	0	33	6	11	.545	2	5	.400	3	6	.500	0	4	4	3	3	0	1	2	1	17	17.0	17
Green	1	1	28	4	7	.571	3	6	.500	2	2	1,000	1	6	7	1	2	0	0	1	0	13	13.0	13
Splittner	1	0	28	6	8	.750	0	0	---	1	2	.500	0	5	5	2	1	0	0	2	1	13	13.0	13
Gnabli	1	0	20	3	4	.750	1	2	.500	4	5	.800	0	3	3	1	2	0	0	2	0	11	11.0	11
Bonner	1	0	20	4	6	.667	2	2	1,000	0	0	---	0	5	5	0	0	0	0	0	0	10	10.0	10
Jefferson	1	1	26	4	6	.667	2	4	.500	0	0	---	0	1	1	1	1	0	3	1	1	10	10.0	10
Duncan	1	1	19	3	8	.375	0	0	---	2	2	1,000	1	2	3	2	0	0	0	1	0	8	8.0	8
Neal	1	0	26	3	5	.600	0	2	.000	2	2	1,000	0	4	4	1	0	0	0	2	0	8	8.0	8
Blair	1	1	16	3	7	.429	0	0	---	0	0	---	3	1	4	0	2	0	0	1	0	6	6.0	6
Dlaw (TOT)	1	1	29	3	8	.375	0	1	.000	0	0	---	0	6	6	3	3	0	0	4	1	6	6.0	6
Joseph	1	0	3	0	1	.000	0	1	.000	0	0	---	0	0	0	0	1	0	0	0	1	0	0.0	0
Leonard	1	0	15	0	1	.000	0	1	.000	0	0	---	0	2	2	1	0	0	0	0	0	0	0.0	0
SPURS	1	-	240	41	76	.539	8	19	.421	23	25	.920	5	32	37	23	11	0	4	16	2	113	113.0	113
RAPTORS	1	-	240	47	86	.547	3	11	.273	9	14	.643	6	29	35	29	26	0	7	15	3	106	106.0	106

2011-12 SEASON SERIES (0-1) TORONTO RAPTORS VS. SAN ANTONIO

PLAYER	G	S	MIN	-FIEL GOALS-			-3-POINT FG	FG--PCT	-FREE THROWS- FTA	PCT	--REBOUNDS--		AST	PF	DQ	STL	TO	BLK	PTS	AVG	HI			
				FGA	PCT	PCT					OFF	DEF										TOT		
DeRozan	1	1	37	13	21	.619	1	1	1,000	2	2	1,000	1	2	3	2	3	0	1	2	0	29	29.0	29
Calderon	1	1	34	8	14	.571	0	0	---	0	1	.000	0	3	3	11	3	0	2	0	1	16	16.0	16
Davis	1	0	23	5	6	.833	0	0	---	1	1	1,000	2	3	5	0	1	0	1	0	1	11	11.0	11
Butler	1	0	27	5	10	.500	0	3	.000	0	0	---	0	0	3	3	3	0	0	2	0	10	10.0	10
Carter	1	0	22	3	5	.600	1	2	.500	4	4	.750	1	4	5	6	5	0	1	0	0	10	10.0	10
A. Johnson	1	1	23	5	5	1,000	0	0	---	0	0	---	1	6	7	3	4	0	1	2	0	10	10.0	10
Barbosa	1	0	16	3	9	.333	1	3	.333	0	0	---	0	2	2	2	2	1	0	0	2	7	7.0	7
Fortes	1	0	14	2	8	.250	0	2	.000	2	2	1,000	0	0	1	1	1	1	0	0	2	6	6.0	6
J. Johnson	1	1	23	3	8	.375	0	0	---	0	0	---	0	3	3	1	3	0	1	3	0	6	6.0	6
Magliore	1	0	11	0	0	---	0	0	---	1	2	.500	0	0	1	1	0	1	0	0	1	1	1.0	1
Gray	1	1	9	0	0	---	0	0	---	0	2	.000	1	1	2	0	1	0	0	0	0	0	0.0	0
RAPTORS	1	-	240	47	86	.547	3	11	.273	9	14	.643	6	29	35	29	26	0	7	15	3	106	106.0	106
SPURS	1	-	240	41	76	.539	8	19	.421	23	25	.920	5	32	37	23	11	0	4	16	2	113	113.0	113



301 West South Temple • Salt Lake City, UT 84101
(801) 325-2500 • www.utahjazz.com

Owner Gail Miller
Chief Executive Officer Greg Miller
President Randy Rigby
Executive VP of Basketball Operations/General Manager Kevin O'Connor
General Manager Dennis Lindsey
Head Coach Sidney Lowe, Jeff Hornacek, Michael Sanders
Assistant Coaches/Player Development Brad Jones, Mark McKeown
Head Athletic Trainer Gary Briggs
Senior Vice President, Communications Linda Luchetti
Director, Communications Jonathan Rinehart
Home Court EnergySolutions Arena (19,911, built in 1991)
Radio KFNZ (1320 AM): David Locke, Ron Boone
Television ROOT Sports: Craig Bolerjack, Matt Harpring



2012-13 SCHEDULE VS. JAZZ

11/03 Saturday 7:30 p.m. in San Antonio
12/12 Wednesday 9:30 p.m. at Utah
03/22 Friday 7:30 p.m. in San Antonio

2011-12 RESULTS VS. JAZZ

12/31 104-89 Spurs in San Antonio
02/20 106-102 Spurs at Utah
04/08 114-104 Spurs in San Antonio
04/09 91-84 Jazz at Utah

ALL-TIME RESULTS

76-77: SA 3-1 94-95: SA 3-2
77-78: SA 3-1 95-96: SA 3-1
78-79: Tied 2-2 96-97: UT 3-1
79-80: Tied 1-1 97-98: UT 3-1
80-81: SA 5-1 98-99: SA 2-1
81-82: Tied 3-3 99-00: Tied 2-2
82-83: SA 5-1 00-01: SA 4-0
83-84: SA 4-2 01-02: SA 4-0
84-85: UT 5-1 02-03: SA 4-0
85-86: UT 4-2 03-04: SA 4-0
86-87: UT 4-2 04-05: Tied 2-2
87-88: Tied 3-3 05-06: SA 3-0
88-89: UT 5-1 06-07: Tied 2-2
89-90: SA 3-2 07-08: Tied 2-2
90-91: UT 3-2 08-09: SA 3-0
91-92: UT 4-1 09-10: UT 4-0
92-93: Tied 3-3 10-11: SA 3-0
93-94: UT 5-0 11-12: 3-1
TOTALS: SA 90-73

SPURS-JAZZ SERIES NOTES

OVERALL RECORD: 90-73 HOME: 62-20 ROAD: 28-53 OT: 0-3
CURRENT STREAK: L 1 HOME: W 3 ROAD: L 1
SPURS BIGGEST WIN: 33, 115-82 on 4/17/06 in San Antonio
SPURS BIGGEST LOSS: 30, 144-114 on 12/13/79 at Utah
SPURS LAST WIN AT HOME: 114-104 on 04/08/12
SPURS LAST LOSS AT HOME: 105-98 on 1/20/10
SPURS LAST WIN ON THE ROAD: 106-102 on 02/20/12
SPURS LAST LOSS ON THE ROAD: 91-84 on 04/09/12

DID YOU KNOW?

Former Jazz great John Stockton holds the Spurs opponent record for most assists in a game, handing out 28 in Salt Lake City on 1/15/91 ... he also holds the Spurs opponent record for most assists in a playoff game with 19 in Game 1 of the Western Conference Semifinals in San Antonio on 5/7/96 ... George Gervin holds the Jazz opponent scoring record when he had 63 on 4/9/78 ... in that game Gervin set two Spurs franchise records: one for most points in a quarter with 33 in the second period and another for most points in a half with 53 in the first half ... Gervin's outburst propelled him past David Thompson for the 1978 NBA scoring crown ... that same day the Jazz set their own franchise scoring mark with 153 points ... Utah limited the Silver and Black to franchise low 64 points on 4/4/08.

2011-12 SEASON SERIES (3-1) SAN ANTONIO SPURS VS. UTAH

PLAYER	G	GS	MIN	-FIELD GOALS-			-3-POINT FTG-			-FREE THROWS-			--REBOUNDS--			AST	PF	DQ	STL	TO	BLK	PTS	AVG	HI
				FG	FGA	PCT	FG	FGA	PCT	FT	FTA	PCT	OFF	DEF	TOT									
Gl nobil I	2	1	53	13	20	.650	6	12	.500	14	15	.933	1	8	9	4	4	0	0	5	4	46	23.0	23
Parker	3	3	97	19	41	.463	0	0	---	27	28	.964	0	11	11	22	3	0	5	8	0	65	21.7	28
Blair	3	3	79	18	28	.643	0	0	---	9	20	.450	10	12	22	4	11	0	3	7	0	45	15.0	17
Duncan	3	3	95	16	37	.432	0	0	---	13	16	.813	3	29	32	8	7	0	1	6	5	45	15.0	20
Neal	3	0	78	11	34	.324	5	15	.333	5	7	.714	1	3	4	8	6	0	3	6	0	32	10.7	14
Jackson (TOT)	2	2	67	7	30	.233	2	12	.167	5	6	.833	3	7	10	7	5	0	5	9	0	21	10.5	16
Jackson (SA)	1	1	32	2	13	.154	1	5	.200	0	0	---	1	3	4	2	3	0	3	3	0	5	5.0	5
Spil tter	3	0	64	12	19	.632	0	0	---	7	9	.778	4	13	17	3	4	0	1	5	5	31	10.3	14
Bonner	4	0	97	12	21	.571	9	15	.600	3	3	1.000	1	8	9	3	5	0	1	2	2	36	9.0	20
Di aw (TOT)	2	2	44	6	9	.667	1	1	1.000	1	2	.500	0	4	4	2	10	1	2	3	1	14	7.0	9
Di aw (SA)	2	2	44	6	9	.667	1	1	1.000	1	2	.500	0	4	4	2	10	1	2	3	1	14	7.0	9
M I I s	1	0	36	6	17	.353	2	10	.200	0	0	---	0	6	6	5	2	0	1	6	0	14	7.0	9
Anderson	2	0	29	4	9	.444	2	4	.500	3	4	.750	0	3	3	2	4	0	0	1	0	13	6.5	8
Jefferson	2	2	49	5	13	.385	3	7	.429	0	0	---	0	3	3	1	8	0	1	2	1	13	6.5	8
Green	4	3	85	8	24	.333	3	9	.333	6	6	1.000	5	8	13	8	10	0	2	4	4	25	6.3	14
Leonard	4	1	97	10	20	.500	1	4	.250	3	4	.750	5	18	23	4	7	0	5	3	3	24	6.0	7
Ford	1	0	17	0	3	.000	0	0	---	0	0	---	0	2	2	4	0	0	1	3	0	0	0.0	0
Joseph	2	0	7	0	2	.000	0	0	---	0	0	---	0	0	0	3	0	0	3	1	0	0	0.0	0
SPURS	4	-	960	142	308	.461	33	83	.398	91	114	.798	31	131	162	83	84	1	29	64	22	408	102.0	114
JAZZ	4	-	960	145	339	.428	15	54	.278	81	107	.757	49	125	174	69	90	0	35	55	31	386	96.5	104

2011-12 SEASON SERIES (1-3) UTAH JAZZ VS. SAN ANTONIO

PLAYER	G	GS	MIN	-FIELD GOALS-			-3-POINT FTG-			-FREE THROWS-			--REBOUNDS--			AST	PF	DQ	STL	TO	BLK	PTS	AVG	HI
				FG	FGA	PCT	FG	FGA	PCT	FT	FTA	PCT	OFF	DEF	TOT									
Jefferson	4	4	147	34	73	.466	0	2	.000	4	6	.667	8	34	42	9	14	0	3	1	10	72	18.0	21
Harris	4	4	122	20	46	.435	8	19	.421	18	25	.720	2	8	10	19	10	0	2	9	4	66	16.5	25
Howard	2	1	55	10	24	.417	0	1	.000	10	10	1.000	3	11	14	1	6	0	3	2	2	30	15.0	18
M I I sap	4	4	117	17	43	.395	0	1	.000	10	14	.714	12	19	31	3	13	0	7	8	2	44	11.0	18
Hayward	4	4	122	14	37	.378	2	7	.286	10	13	.769	4	10	14	14	8	0	2	7	2	40	10.0	16
M I I s	3	1	53	10	24	.417	2	7	.286	5	5	1.000	0	2	2	3	6	0	4	1	2	27	9.0	5
Favors	4	0	104	12	22	.545	0	0	---	9	15	.600	6	17	23	2	8	0	1	4	2	33	8.3	14
Carroll (TOT)	2	1	29	6	11	.545	3	5	.600	1	2	.500	3	4	7	2	2	0	3	1	0	16	8.0	16
Carroll (UTA)	2	1	29	6	11	.545	3	5	.600	1	2	.500	3	4	7	2	2	0	3	1	0	16	8.0	16
Burks	4	0	50	8	19	.421	0	2	.000	3	3	1.000	3	3	6	6	3	0	2	5	0	19	4.8	7
Kanter	4	0	44	5	8	.625	0	0	---	6	7	.857	4	8	12	1	9	0	2	2	2	16	4.0	7
Tinsley	3	0	30	0	14	.357	0	4	.000	2	3	.667	1	2	3	5	5	0	4	1	2	12	4.0	8
Watson	3	1	45	3	14	.214	0	4	.000	3	4	.750	0	4	4	3	6	0	4	1	2	9	3.0	5
Evans	3	0	26	1	1	1.000	0	0	---	0	0	---	3	1	4	1	1	0	0	0	0	2	0.7	2
Bel I	1	1	17	0	3	.000	0	2	.000	0	0	---	0	1	1	0	1	0	1	0	0	0	0.0	0
JAZZ	4	-	960	118	339	.417	15	54	.278	81	107	.757	18	174	192	69	90	0	35	55	31	386	96.5	104
SPURS	4	-	960	142	308	.461	33	83	.398	91	114	.798	31	131	162	83	84	1	29	64	22	408	102.0	114

601 F Street, NW • Washington, D.C. 20004 • (202) 661-5000
www.washingtonwizards.com



Majority Owner Ted Leonsis
President Ernie Grunfeld
Head Coach Randy Wittman
Assistant Coaches Don Newman, Don Zierden, Sam Cassell,
Jerry Sichting, Ryan Saunders, Gene Banks
Head Athletic Trainer Eric Waters
Senior Director, Communications Scott Hall
Director, Public Relations Patrick Rees
Home Court Verizon Center (20,278, built in 1997)
Radio The Fan (106.7 FM): Dave Johnson, Glenn Consor
Television Comcast SportsNet: Steve Buckhantz, Phil Chenier, Chris Miller



2012-13 SCHEDULE VS. WIZARDS

11/26 Monday 6:00 p.m. at Washington
02/02 Saturday 7:30 p.m. in San Antonio

2011-12 RESULTS VS. WIZARDS

03/12 112-97 Spurs at Washington

ALL-TIME RESULTS

76-77:	Tied 2-2	94-95:	SA 2-0
77-78:	Tied 2-2	95-96:	Tied 1-1
78-79:	WAS 3-1	96-97:	WAS 2-0
79-80:	SA 4-2	97-98:	Tied 1-1
80-81:	Tied 1-1	98-99:	DNP
81-82:	Tied 1-1	99-00:	Tied 1-1
82-83:	SA 2-0	00-01:	SA 2-0
83-84:	Tied 1-1	01-02:	SA 2-0
84-85:	WAS 2-0	02-03:	Tied 1-1
85-86:	SA 2-0	03-04:	SA 2-0
86-87:	WAS 2-0	04-05:	Tied 1-1
87-88:	WAS 2-0	05-06:	Tied 1-1
88-89:	Tied 1-1	06-07:	SA 2-0
89-90:	SA 2-0	07-08:	SA 2-0
90-91:	SA 2-0	08-09:	SA 2-0
91-92:	WAS 2-0	09-10:	SA 2-0
92-93:	Tied 1-1	10-11:	SA 2-0
93-94:	SA 2-0	11-12:	SA 1-0
TOTALS: SA 49-30			

SPURS-WIZARDS SERIES NOTES

OVERALL RECORD: 49-30 **HOME:** 30-10 **ROAD:** 19-20 **OT:** 1-1
CURRENT STREAK: Won 12 **HOME:** W 11 **ROAD:** W 6
SPURS BIGGEST WIN: 31 two times, latest 98-67 on 2/21/09 at Washington
SPURS BIGGEST LOSS: 25, 133-108 on 2/11/87 in San Antonio
SPURS LAST WIN AT HOME: 94-80 on 12/26/10
SPURS LAST LOSS AT HOME: 99-89 on 12/11/99
SPURS LAST WIN ON THE ROAD: 112-97 on 03/12/12
SPURS LAST LOSS ON THE ROAD: 110-95 on 11/12/05

DID YOU KNOW?

The Spurs and Bullets met in the Eastern Conference Finals in 1979 ... the Spurs led the series 3-1 but the Bullets won the next three games and advanced to the 1979 NBA Finals ... Wizards assistant coach Gene Banks played for the Spurs from 1981-85, averaging 11.8 points in 323 games ... George Gervin has San Antonio's top playoff scoring performance against Washington with 46 points on 4/18/78 ... Washington's Elvin Hayes owns the Spurs opponent playoff record for rebounds with 23 on 5/9/79.

2011-12 SEASON SERIES (1-0) SAN ANTONIO SPURS VS. WIZARDS

PLAYER	G GS MIN			-FIELD GOALS-			-3-POINT FT--			-FREE THROWS-			--REBOUNDS--			AST	PF	DQ	STL	TO	BLK	PTS	AVG	HI
	FG	FGA	PCT	FG	FGA	PCT	FT	FTA	PCT	FT	FTA	PCT	OFF	DEF	TOT									
Parker	1	1	34	13	18	.722	1	2	.500	4	4	1.000	0	3	3	7	2	0	1	6	1	31	31.0	31
Spencer	1	0	20	7	9	.778	0	0	---	3	5	.600	2	5	7	2	1	0	1	0	0	17	17.0	17
Duncan	1	1	28	7	13	.538	0	0	---	0	0	---	1	8	9	3	1	0	0	0	1	14	14.0	14
Diaw (TOT)	2	1	62	9	19	.474	1	4	.250	6	10	.600	5	3	8	12	0	0	2	4	0	25	12.5	21
Blair	1	1	26	5	10	.500	0	0	---	1	5	.200	7	5	12	1	4	0	0	1	0	11	11.0	11
Bonner	1	0	22	3	7	.429	3	7	.429	0	0	---	0	1	1	3	2	0	0	0	0	9	9.0	9
Giannis	1	1	20	4	7	.571	0	1	.000	0	0	---	0	1	1	7	2	0	0	0	0	8	8.0	8
Jackson (TOT)	1	1	22	2	8	.250	1	4	.250	2	2	1.000	0	2	2	4	0	0	0	4	1	7	7.0	7
Leonard	1	0	27	3	6	.500	1	4	.250	0	0	---	2	5	7	4	0	0	2	0	0	7	7.0	7
Green	1	0	13	2	4	.500	1	1	1.000	1	2	.500	0	1	1	0	0	0	1	0	0	7	6.0	7
Jefferson	1	1	25	2	8	.250	1	5	.200	0	1	.000	0	3	3	3	0	0	1	0	0	5	5.0	5
Neal	1	0	21	1	5	.200	1	2	.500	1	2	.500	0	1	1	4	1	0	0	2	0	4	4.0	4
Anderson	1	0	2	0	0	---	0	0	---	0	0	---	0	0	0	0	0	0	0	0	0	0	0.0	0
Joseph	1	0	2	0	0	---	0	0	---	0	0	---	0	0	0	0	0	0	0	0	0	0	0.0	0
SPURS	1	-	240	47	87	.540	8	22	.364	10	19	.526	12	34	46	30	13	0	6	10	2	112	112.0	112
WIZARDS	1	-	240	39	87	.448	8	17	.471	11	14	.786	12	29	41	21	15	0	6	10	5	97	97.0	97

2011-12 SEASON SERIES (0-1) WASHINGTON WIZARDS VS. SAN ANTONIO

PLAYER	G GS MIN			-FIELD GOALS-			-3-POINT FT--			-FREE THROWS-			--REBOUNDS--			AST	PF	DQ	STL	TO	BLK	PTS	AVG	HI
	FG	FGA	PCT	FG	FGA	PCT	FT	FTA	PCT	FT	FTA	PCT	OFF	DEF	TOT									
McGee	1	1	29	9	13	.692	0	0	---	3	4	.750	7	8	15	1	2	0	1	1	1	21	21.0	21
Crawford	1	1	35	7	10	.700	3	6	.500	0	0	---	0	2	2	0	1	0	1	3	1	19	19.0	19
Young	1	0	24	7	10	.700	0	0	---	0	0	---	0	2	2	0	2	0	1	3	1	18	18.0	18
Wall	1	1	34	5	14	.357	0	0	---	2	2	1.000	0	3	3	5	0	0	1	2	1	12	12.0	12
Booker	1	1	32	5	13	.385	0	0	---	1	2	.500	1	2	3	2	1	0	1	1	0	11	11.0	11
Blatche	1	0	17	3	10	.300	0	0	---	3	4	.750	1	1	2	4	0	0	0	0	0	9	9.0	9
C. Singleton	1	1	24	1	1	1.000	1	1	1.000	0	0	---	1	4	5	1	2	0	0	0	2	3	3.0	3
Clark (TOT)	1	0	8	0	0	---	0	0	---	2	2	1.000	0	1	1	0	1	0	1	0	1	2	2.0	2
Mack	1	0	14	1	3	.333	0	0	---	0	0	---	0	2	2	3	3	0	0	0	0	2	2.0	2
Mason	1	0	13	1	5	.200	0	0	---	0	0	---	0	0	0	0	0	0	0	0	0	2	2.0	2
Seraphin	1	0	2	0	0	---	0	0	---	0	0	---	0	0	0	0	0	0	0	0	0	0	0.0	0
Vesely	1	0	16	0	0	---	0	0	---	0	0	---	2	2	4	1	0	0	1	0	0	0	0.0	0
WIZARDS	1	-	240	39	87	.448	8	17	.471	11	14	.786	12	29	41	21	15	0	6	10	5	97	97.0	97
SPURS	1	-	240	47	87	.540	8	22	.364	10	19	.526	12	34	46	30	13	0	6	10	2	112	112.0	112

MEDIA/PR CONTACTS

SPURS PR CONTACTS

One AT&T Center San Antonio, TX 78219 www.spurs.com

Tom James

Director of Basketball Communications
Office: 210-444-5730 Cell: 210-823-8921
tjames@attcenter.com

Mitch Heckart

Basketball Communications Coordinator
Office: 210-444-5732 Cell: 210-551-4370
mheckart@attcenter.com

Kris Davis

Basketball Communications Manager
Office: 210-444-5731 Cell: 210-849-7069
kdavis@attcenter.com

Carlos Manzanillo

Corporate Communications Manager
Office: 210-444-5604 Cell: 858-344-8620
cmanzanillo@attcenter.com

NEWSPAPERS

San Antonio Express-News

Main Number (210) 250-3000 Sports Line (210) 250-3358 Fax (210) 250-3351
P.O. Box 2171, San Antonio, TX 78297
Sports Editor: Burt Henry
Spurs Beat Writer: Jeff McDonald
NBA Beat Writer: Mike Monroe
Spursnation: Dan McCarney
Columnists: Richard Oliver, Buck Harvey

La Prensa

Main Number (210) 242-7900 318 S. Flores, San Antonio, TX 78204
Sports Columnist: Jose Franco

WIRE SERVICES

Associated Press

Phone (210) 222-2713 Fax (210) 225-8351 P.O. Box 2171, San Antonio, TX 78297
San Antonio Contact: Paul Weber

RADIO

WOAI (1200 AM)

Phone (210) 736-9700 Fax (210) 736-9738 6222 NW I-10, San Antonio, TX 78201
Spurs Play-by-Play: Bill Schoening
Program Director: Peter Bolger
Talent: Joe Pagliarulo, Charlie Parker

THE TICKET (760 AM)

Phone (210) 736-9700 Fax (210) 736-9738 6222 NW I-10, San Antonio, TX 78201
Talent: Andy Everett, Walter Pasacrita, Mike Taylor

ESPN RADIO (1250 AM)

Phone (210) 654-5100 Fax (210) 855-5076 4050 Eisenhower Rd., San Antonio, TX 78218
Talent: Jason Minnix, Ari Temkin, Dat Nguyen, Eric Messersmith

TELEVISION

KABB (FOX, Channel 29)

Phone (210) 442-6318 Fax (210) 442-6333 4335 NW Loop 410, San Antonio, TX 78229
Sports Department: Chuck Miketinac, Hector Ledesma, Kevin Cuenca, Jack Greene

KENS (CBS, Channel 5)

Phone (210) 377-8649 Fax (210) 377-8757 P.O. Box TV-5, San Antonio, TX 78229
Sports Department: Joe Reinagel, Vinnie Venzetta, Marcus Floyd

KSAT (ABC, Channel 12)

Phone (210) 351-1270 Fax (210) 351-1310 1408 N. St. Mary's, San Antonio, TX 78298
Sports Department: Greg Simmons, Larry Ramirez, Mark Mendez, Mike Klein, Daniel Villanueva

KVDA (Spanish, Channel 60)

Phone (210) 340-8860 Fax (210) 341-2051 6234 San Pedro, San Antonio, TX 78216

KWEX (Spanish, Channel 41)

Phone (210) 227-4141 Fax (210) 226-0131 411 E. Durango, San Antonio, TX 78204
Sports Department: Liliana Pastor, Miguel Gaytan

WOAI (NBC, Channel 4)

Phone (210) 476-1025 Fax (210) 476-1088 P.O. Box 2641, San Antonio, TX 78299
Sports Department: Don Harris, David Chancellor, Cameron Cox, Josh Saunders

SPURS 2012-13 SCHEDULE

SUN	MON	TUE	WED	THU	FRI	SAT
	1	2	3	4	5	6
7	8	9	10	11	12	13
14	15	16	17	18	19	20
21	22	23	24	25	26	27
28	29	30	31 @ NEW ORLEANS 7:00 PM KENS			

OCTOBER

SUN	MON	TUE	WED	THU	FRI	SAT
				1 OKLAHOMA CITY 8:30 PM TNT	2	3 UTAH 7:30 PM KMY5
4	5 @ INDIANA 7:30 PM FSSW	6	7 @ L.A. CLIPPERS 9:30 PM KENS	8 @ SACRAMENTO 9:00 PM FSSW	9	10 @ PORTLAND 9:00 PM KMY5
11	12	13 @ L.A. LAKERS 9:30 PM FSSW	14	15 NEW YORK 7:30 PM FSSW	16	17 DENVER 7:30 PM KENS
18	19 LA CLIPPERS 7:30 PM FSSW	20	21 @ BOSTON 6:30 PM FSSW	22	23 @ INDIANA 7:00 PM FSSW	24
25 @ TORONTO 12:00 PM FSSW	26 @ WASHINGTON 6:00 PM FSSW	27	28 @ ORLANDO 6:00 PM FSSW	29 @ MIAMI 7:00 PM TNT	30	

NOVEMBER

SUN	MON	TUE	WED	THU	FRI	SAT
						1 MEMPHIS 7:30 PM KENS
2	3	4	5 MILWAUKEE 7:30 PM FSSW	6	7 HOUSTON 7:30 PM FSSW	8 @ CHARLOTTE 8:00 PM FSSW
9	10 @ HOUSTON 7:30 PM FSSW	11	12 @ UTAH 9:30 PM KENS	13 @ PORTLAND 9:30 PM FSSW	14	15 BOSTON 7:30 PM FSSW
16	17 @ OKLAHOMA CITY 7:00 PM FSSW	18 @ DENVER 8:00 PM FSSW	19	20	21 NEW ORLEANS 7:30 PM FSSW	22
23 DALLAS 6:00 PM FSSW	24	25	26 TORONTO 7:30 PM FSSW	27	28 HOUSTON 7:30 PM FSSW	29
30 @ DALLAS 6:30 PM FSSW	31 @ BROOKLYN 6:00 PM FSSW					

DECEMBER

SUN	MON	TUE	WED	THU	FRI	SAT
		1	2 @ MILWAUKEE 7:00 PM FSSW	3 @ NEW YORK 6:30 PM FSSW	4	5 PHILADELPHIA 7:30 PM FSSW
6	7 @ NEW ORLEANS 7:00 PM FSSW	8	9 LA LAKERS 7:00 PM FSSW	10	11 @ MEMPHIS 7:00 PM FSSW	12
13 MINNESOTA 6:00 PM FSSW	14	15	16 MEMPHIS 7:30 PM FSSW	17	18 GOLDEN ST 7:30 PM FSSW	19 @ ATLANTA 6:00 PM FSSW
20	21 @ PHILADELPHIA 6:00 PM TNT	22	23 NEW ORLEANS 7:30 PM KENS	24	25 @ DALLAS 7:00 PM KENS	26 PHOENIX 7:30 PM FSSW
27	28	29	30 CHARLOTTE 7:30 PM FSSW	31		

JANUARY

SUN	MON	TUE	WED	THU	FRI	SAT
					1	2 WASHINGTON 7:30 PM FSSW
3	4	5	6 @ MINNESOTA 8:00 PM FSSW	7	8 @ DETROIT 6:30 PM FSSW	9
10 @ BROOKLYN 7:00 PM FSSW	11 @ CHICAGO 7:00 PM FSSW	12	13 @ CLEVELAND 6:00 PM FSSW	14	15	16
17	18	19 @ SACRAMENTO 9:00 PM FSSW	20	21 @ LA CLIPPERS 9:30 PM TNT	22 @ GOLDEN ST 9:30 PM FSSW	23
24 @ PHOENIX 7:30 PM FSSW	25	26	27 PHOENIX 7:30 PM FSSW	28		

FEBRUARY

SUN	MON	TUE	WED	THU	FRI	SAT
					1 SACRAMENTO 7:30 PM FSSW	2
3 DETROIT 7:00 PM FSSW	4	5	6 CHICAGO 8:00 PM KENS	7	8 PORTLAND 7:30 PM FSSW	9
10	11 OKLAHOMA CITY 7:30 PM FSSW	12 @ MINNESOTA 7:00 PM FSSW	13	14 DALLAS 7:00 PM TNT	15	16 CLEVELAND 7:30 PM FSSW
17	18	19	20 GOLDEN ST 7:30 PM FSSW	21	22 UTAH 7:30 PM FSSW	23
24 @ HOUSTON 6:00 PM FSSW	25	26	27 DENVER 7:30 PM FSSW	28	29 LA CLIPPERS 7:30 PM FSSW	30
31 MIAMI 6:00 PM FSSW						

MARCH

SUN	MON	TUE	WED	THU	FRI	SAT
	1 @ MEMPHIS 7:00 PM FSSW	2	3 ORLANDO 7:30 PM FSSW	4 @ OKLAHOMA CITY 8:30 PM TNT	5	6 ATLANTA 7:30 PM FSSW
7	8	9	10 @ DENVER 9:30 PM KENS	11	12 SACRAMENTO 7:30 PM FSSW	13
14 @ LA LAKERS 8:30 PM KENS	15 @ GOLDEN ST 9:30 PM FSSW	16	17 MINNESOTA 7:00 PM FSSW	18	19	20
21	22	23	24	25	26	27
28	29	30				

APRIL

ALL TIMES CENTRAL

ALL TIMES SUBJECT TO CHANGE

 Home Games

 Away Games

Back Cover
Ad