



2017

# SAN ANTONIO SPURS

POST SEASON MEDIA GUIDE

**SPURS SPORTS**  
AND ENTERTAINMENT





# TABLE OF CONTENTS



## 2017 SPURS PLAYOFF GUIDE

### TABLE OF CONTENTS

|  |     |
|--|-----|
| MEDIA INFORMATION.....                     | 2   |
| SPURS PLAYOFF ROSTER.....                  | 3   |
| PLAYER BIOS.....                           | 5   |
| SPURS STAFF BIOS.....                      | 36  |
| TEAM STATS.....                            | 45  |
| SPURS TEAM NOTES.....                      | 67  |
| 2016-17 TRANSACTIONS.....                  | 77  |
| SPURS PLAYOFF HISTORY.....                 | 85  |
| WESTERN CONFERENCE PLAYOFF OPPONENTS ..... | 103 |
| LEAGUE STATS.....                          | 133 |

# PLAYOFF MEDIA INFORMATION



Welcome to the 2017 NBA Playoffs. The Spurs communications department is here to assist you and will accommodate your needs as best as we can. The following are a few guidelines which we hope will assist you in your coverage this postseason.

## CREDENTIALS

**Home** - Regular season credentials will be honored for Spurs playoff games (first three rounds only). Single-game credential requests should be made by the sports editor or director no later than 24 hours prior to each playoff game or series. All requests should be admitted to Jordan Howenstine via email at [jhowenstine@attcenter.com](mailto:jhowenstine@attcenter.com). All single-game credential requests should be confirmed with the Spurs media services department prior to arriving at the AT&T Center. Please be advised there is limited media seating, and at times it may not be possible to accommodate every request. We encourage all media to make their requests as soon as possible.

**Road** - All local media planning on covering the Spurs on the road during the first three rounds of the playoffs should make arrangements with Kris Davis via email at [kdavis@attcenter.com](mailto:kdavis@attcenter.com). Please include the names of all traveling personnel and the name, address and telephone number of the hotel they will be staying at in the visiting city. Media members will need to make hotel arrangements on their own throughout the postseason. A complete San Antonio list will be provided to the Spurs opponent and credentials will be delivered to your hotel prior to the first game of each round.

**International Requests** - All international requests are handled by the NBA International PR Department. Any international media member interests in covering a Spurs game must first submit a request in writing to the NBA. Requests may be directed to: Mark Fischel at 212-407-8304 or [mfischel@nba.com](mailto:mfischel@nba.com).

## MEDIA ENTRANCE, WILL CALL & PARKING

The media entrance at the AT&T Center is located at the Northwest corner (rear) of the building for Spurs home games. From the media parking lot, proceed along the right side of the arena towards Freeman Coliseum and the entrance will be on your left. All approved credentials can be picked up at the media entrance beginning three hours prior to game time. There is a limited number of media parking spaces provided to the media on a first come, first serve basis. The media parking lot is located off of AT & T Center Parkway (Gate D Entrance). If you need to request parking please make arrangements with Jordan Howenstine at [jhowenstine@attcenter.com](mailto:jhowenstine@attcenter.com).

## MEDIA AVAILABILITY

All interview requests should be directed to Tom James. In accordance with NBA policy, both Spurs and visiting locker rooms will be open to members of the media for a 30-minute period prior to game time and 15 minutes following a conclusion of the game. Players and coaches are available for interviews at this time. Only working members of the media with valid credentials will be allowed into the locker rooms.

## PRACTICES

All team practices are closed to the media with the exception of the last 30 minutes which will be open to the media. Players and staff will be available during this timeframe. Please check @SpursPR on Twitter or contact a member of the Spurs basketball communications department to confirm start of practice times and the site of practice. If you are calling after normal business hours, Tom James will leave practice times on his voicemail.

## MEDIA WORKROOM

The media workroom and media hospitality room are located on the event level in the southeast corner of the AT&T Center, and are accessible only with a valid credential. The rooms open three hours prior to game time. Game notes, media guides, running sheets and other relevant information will be available in the media workroom prior to the game. In addition, play-by-play sheets, halftime and final box scores and postgame quotes will be placed in the media workroom following the game. A free wireless connection is available throughout the AT&T Center under 'attwifi.' To access the unlocked network, open your web browser to agree to the Terms of Service to get connected.

## PHOTOGRAPHERS

The photographers workroom will be set up on the event level in the southwest corner of the AT&T Center. The workroom will be equipped with free Ethernet connections and electrical outlets. We ask that all photographers use the Ethernet connections due to the large amounts of data being sent out. The photography areas of the AT&T Center are located along the baselines on both ends of the court. Photographers are asked to keep off the sideline areas in front of or behind the team benches and in front of press row. In addition, please observe NBA rules for player escape routes – an open area approximately five feet on both sides of the basket. Only television and photographers doing postgame interviews will have access to the locker rooms. Photographers are asked to use rubber lens shades for their cameras.

## BASKETBALL COMMUNICATIONS STAFF (@SpursPR on Twitter)

### TOM JAMES

Senior Dir. of Communications  
(210) 444-5730 – Office  
[tjames@attcenter.com](mailto:tjames@attcenter.com)

### KRIS DAVIS

Basketball Communications Mngr.  
(210) 444-5731 – Office  
[kdavis@attcenter.com](mailto:kdavis@attcenter.com)

### JORDAN HOWENSTINE

Basketball Communications Coord.  
(210) 444-5733 – Office  
[jhowenstine@attcenter.com](mailto:jhowenstine@attcenter.com)

### SHELBY WILLINGHAM

Communications Asst.  
(210) 444-5732 – Office  
[swillingham@attcenter.com](mailto:swillingham@attcenter.com)



# SPURS 2017 PLAYOFF ROSTER

## SPURS NUMERICAL ROSTER

| NO | PLAYER            | POS. | HT.  | WT. | DOB      | FROM            | YEARS |
|----|-------------------|------|------|-----|----------|-----------------|-------|
| 1  | Kyle Anderson     | G/F  | 6-9  | 230 | 9/20/93  | UCLA            | 2     |
| 2  | Kawhi Leonard     | F    | 6-7  | 230 | 6/29/91  | San Diego State | 5     |
| 3  | Dewayne Dedmon    | C    | 7-0  | 245 | 08/12/89 | USC             | 3     |
| 5  | Dejounte Murray   | G    | 6-5  | 170 | 09/19/96 | Washington      | R     |
| 8  | Patty Mills       | G    | 6-0  | 185 | 8/11/88  | St. Mary's      | 7     |
| 9  | Tony Parker       | G    | 6-2  | 185 | 5/17/82  | France          | 15    |
| 10 | David Lee         | F/C  | 6-9  | 245 | 04/29/83 | Florida         | 11    |
| 11 | Bryn Forbes       | G    | 6-3  | 190 | 07/23/93 | Michigan State  | R     |
| 12 | LaMarcus Aldridge | F    | 6-11 | 260 | 7/19/85  | Texas           | 10    |
| 14 | Danny Green       | G/F  | 6-6  | 215 | 6/22/87  | North Carolina  | 7     |
| 16 | Pau Gasol         | F/C  | 7-0  | 250 | 07/06/80 | Spain           | 15    |
| 17 | Jonathon Simmons  | F    | 6-6  | 195 | 9/14/89  | Houston         | 1     |
| 20 | Manu Ginobili     | G    | 6-6  | 205 | 7/28/77  | Argentina       | 14    |
| 30 | Joel Anthony      | F/C  | 6-9  | 245 | 8/9/82   | UNLV            | 9     |
| 42 | Davis Bertans     | F    | 6-10 | 225 | 11/12/92 | Latvia          | R     |

### SPURS COACHING STAFF

**HEAD COACH:**

Gregg Popovich (Air Force Academy)

**ASSISTANT COACHES:**

Ettore Messina (Italy)

Chip Engelland (Duke)

Ime Udoka (Portland State)

Becky Hammon (Colorado State)

James Borrego (San Diego)

Will Hardy (Williams College)

**DIRECTOR OF MEDICAL SERVICES:** Phil Coles (Australia)

**HEAD ATHLETIC TRAINER:**

Will Sevensing (Wisconsin-La Crosse)

**ASSISTANT TRAINER:**

Paul West (Linfield College)

**ATHLETIC PERFORMANCE COOR.:**

Anthony Falsone (Stephen F. Austin)

### PRONUNCIATION GUIDE

KAWHI LEONARD (kah-WHY)

DEJOUNTE MURRAY (di-JHOHN-tay)


BRYN FORBES (brinn)

PAU GASOL (POW ga-SALL)

DAVIS BERTANS (DAH-vis BER-tahns)




# THE SILVER AND BLACK



**12** LaMARCUS  
ALDRIDGE




**1** KYLE  
ANDERSON



**30** JOEL  
ANTHONY




**42** DAVIS  
BERTANS



**3** DEWAYNE  
DEDMON




**11** BRYN  
FORBES




**16** PAU  
GASOL




**20** MANU  
GINOBILI



**14** DANNY  
GREEN




**10** DAVID  
LEE




**2** KAWHI  
LEONARD




**8** PATTY  
MILLS



**5** DEJOUNTE  
MURRAY



**9** TONY  
PARKER



**17** JONATHON  
SIMMONS




# **PLAYER AND STAFF BIOS**





## ALDRIDGE BIO



# 12

**FORWARD**

**6-11 | 260**

**11TH SEASON**

**TEXAS**

**7/19/1985**

**HOW ACQUIRED:** Signed by the Spurs on 7/9/15

**2016-17:** Started in each of his 72 appearances, averaging 17.3 points, 7.3 rebounds, 1.9 assists and 1.22 blocks in 32.4 minutes ... shot .477 from the field, .411 from three-point range and .812 from the free throw line ... scored in double figures 67 times, including 20 games with 20-plus points ... logged a team-best 18 double-doubles ... recorded the most total blocks on the team with 88 on the season ... led the team in rebounds 22 times and in scoring 13 times ... scored his 15,000th career point on 3/23 vs. Memphis ... notched a double-double of 18 points and 10 rebounds along with 2 assists, 2 blocks and 1 steal on 3/4 vs. Minnesota ... tallied a double-double of 21 points (10-19 FG) and 15 rebounds along with 3 blocks on 3/3 at New Orleans ... posted his fourth consecutive double-double and 12th of the season when he registered 15 points and 10 rebounds on 2/12 at New York ... tallied a double-double with 15 points (5-10 FG, 5-6 FT) and 10 rebounds on 2/8 at Philadelphia ... recorded a double-double of 13 points and 10 rebounds on 2/6 at Memphis ... logged a double-double of 14 points and 14 rebounds on 1/27 at New Orleans ... led the team in scoring and rebounding as he recorded 21 points (6-14 FG, 9-11 FT), 7 rebounds, 2 assists and a steal on 1/24 at Toronto ... notched a double-double of 16 points (7-14 FG, 2-4 FT) and a game-high 12 rebounds along with 6 assists on 1/21 at Cleveland ... logged 29 points (12-20 FG, 5-6 FT), 4 rebounds, 3 assists and 2 blocks on 1/17 vs. Minnesota ... registered his seventh double-double of the season with 15 points (5-9 FG, 5-6 FT) and 11 rebounds on 1/7 vs. Charlotte ... led San Antonio with a game-high 28 points (11-18 FG, 1-1 3FG, 5-6 FT) on 1/5 at Denver ... tallied his sixth double-double of the season with 27 points (12-17 FG, 1-1 3FG, 5-6 FT) and a game-high-tying 13 rebounds along with 3 blocks and 2 assists on 1/1 at Atlanta ... was in double figures in 27 of 30 games on the season ... logged 27 points (10-12 FG, 7-9 FT), 8 rebounds and 2 assists on 12/28 vs. Phoenix ... recorded 20 of his season-high 33 points (15-20 FG, 3-6 FT) in the first quarter and started the game by going 11-for-11 from the floor on 12/25 vs. Chicago ... on 12/23 at Portland, registered a double-double of 18 points (7-18 FG, 4-4 FT) and a game-high 14 rebounds along with a team-leading 6 assists and 3 steals ... recorded his seventh game with 20 points or more with a team-high of 22 and knocked down a season-high and perfect 10-for-10 at the charity stripe on 12/18 vs. New Orleans ... scored a team-high 24 points (9-17 FG, 1-3 3FG, 5-6 FT) along with 7 rebounds and a steal in 33 minutes on 11/26 at Washington ... logged 23 points (8-17 FG, 7-8 FT), 7 rebounds, 2 assists and 2 blocks on 11/23 at Charlotte ... led the team in scoring with 23 points (10-14 FG, 1-1 3FG, 2-2 FT), 6 rebounds, 3 blocked shots, 2 assists and 2 steals in 36 minutes on 11/18 at L.A. Lakers ... scored 21 points (8-16 FG, 1-1 3FG, 4-4 FT), 6 rebounds, 2 assists, 2 steals and 2 blocks on 11/16 at Sacramento ... tallied his third double-double of the season on 11/12 at Houston by scoring 16 points and 10 rebounds with 2 assists and 3 blocks ... logged a second double-double on 11/11 vs. Detroit with 14 points and 12 rebounds ... recorded his 14,000th career point and was perfect from long range, hitting a career high of three three-pointers on 11/5 vs. L.A. Clippers ... on 11/4 at Utah, registered 19 points (7-3 FG, 5-6 FT), 6 rebounds and a season-best 2 steals ... tallied a double-double during the season opener at Golden State on 10/25 with 26 points (10-20 FG, 1-1 3FG, 5-6 FT) and a team-high 14 rebounds along with 3 assists ... logged one DNP-CD (11/21) ... sat out four games due to rest (10/30, 12/14, 3/8) ... missed one game with gastroenteritis (1/10) ... sat out one game with a sore right knee (2/2) ... missed two games, medical (3/11-3/13) ... missed one game with a left thumb sprain (4/2).

**CAREER NOTES:** Is in his 11th NBA season, his second with the Spurs ... spent his first nine seasons with the Portland Trail Blazers ... a four-time All-NBA performer, named to the Second Team in 2015 and the Third Team in 2011, 2014 and 2016 ... one of only four players in the league to be named to the All-NBA Team in each of the last three seasons, along with LeBron James, Stephen Curry and Chris Paul ... selected an NBA All-Star in each of the last five seasons ... named to the NBA All-Rookie First Team in 2007 ... one of just three players (LeBron James, Dwyane Wade) to score 1,000 points or more in each of the last nine seasons ... has been named Western Conference Player of the Month once and NBA Player of the Week on nine occasions ... in his NBA career has appeared in 722 games, averaging 19.2 points, 8.4 rebounds, 1.9 assists, 1.14 blocks in 34.9 minutes ... shooting .487 from the field and .802 from the foul line ... has seen action in 44 playoff games, averaging 22.1 points, 8.7 rebounds, 1.70 blocks and 1.5 assists in 38.9 minutes ... originally drafted by the Chicago Bulls with the 2nd overall pick in the 2006 NBA Draft, before being dealt to Portland on draft night ... played two seasons at the University of Texas at Austin (2004-06), where he was named to the All-Big 12 First Team and was Big 12 Defensive Player of the Year in 2006.

## NBA PLAYOFF STATISTICS

| Year          | TEAM | G         | MIN         | FGM-FGA        | PCT         | FG3-FG3A    | PCT         | FTM-FTA        | FT%         | OFF-DEF-TOT        | R/G        | AST       | A/G        | PF         | DQ       | STL       | BLK       | PTS        | AVG         |
|---------------|------|-----------|-------------|----------------|-------------|-------------|-------------|----------------|-------------|--------------------|------------|-----------|------------|------------|----------|-----------|-----------|------------|-------------|
| 08-09         | POR  | 6         | 237         | 51-104         | .490        | 1-4         | .250        | 14-20          | .700        | 9-36-45            | 7.5        | 8         | 1.3        | 16         | 0        | 3         | 10        | 117        | 19.5        |
| 09-10         | POR  | 6         | 229         | 40-93          | .430        | 1-2         | .500        | 33-44          | .750        | 10-26-36           | 6.0        | 13        | 2.2        | 16         | 0        | 7         | 11        | 114        | 19.0        |
| 10-11         | POR  | 6         | 258         | 53-115         | .461        | 0-0         | ---         | 19-24          | .792        | 16-29-45           | 7.5        | 8         | 1.3        | 19         | 0        | 8         | 10        | 125        | 20.8        |
| 13-14         | POR  | 11        | 441         | 113-250        | .452        | 2-3         | .667        | 60-75          | .800        | 30-87-117          | 10.6       | 16        | 1.5        | 40         | 1        | 7         | 18        | 288        | 26.6        |
| 14-15         | POR  | 5         | 208         | 37-112         | .330        | 3-11        | .273        | 32-36          | .889        | 21-35-56           | 11.2       | 9         | 1.8        | 16         | 1        | 2         | 12        | 109        | 21.8        |
| 15-16         | SA   | 10        | 337         | 88-169         | .521        | 2-2         | 1.00        | 41-46          | .891        | 22-61-83           | 8.3        | 10        | 1.0        | 18         | 0        | 4         | 14        | 219        | 21.9        |
| <b>TOTALS</b> |      | <b>44</b> | <b>1710</b> | <b>382-843</b> | <b>.453</b> | <b>9-22</b> | <b>.409</b> | <b>199-245</b> | <b>.812</b> | <b>108-274-382</b> | <b>8.7</b> | <b>64</b> | <b>1.5</b> | <b>125</b> | <b>0</b> | <b>31</b> | <b>75</b> | <b>972</b> | <b>22.1</b> |



# LaMARCUS ALDRIDGE GAME-BY-GAME

## LaMarcus Aldridge / San Antonio Spurs


| DATE       | TM | @ | OPP | WL | O | P   | G  | S  | MIN | FG | FGA | FG%  | FG3 | FG3A | FG3%  | FT | FTA | FT%   | OREB | DREB | REB | AST | PF | DQ | STL | TO | BLK | PTS | PPG  |
|------------|----|---|-----|----|---|-----|----|----|-----|----|-----|------|-----|------|-------|----|-----|-------|------|------|-----|-----|----|----|-----|----|-----|-----|------|
| 10/25/2016 | SA | @ | GS  | W. | - | F   | 1  | 1  | 35  | 10 | 20  | .500 | 1   | 1    | 1.000 | 5  | 6   | .833  | 8    | 6    | 14  | 3   | 1  | 0  | 1   | 2  | 0   | 26  | 26.0 |
| 10/27/2016 | SA | @ | SAC | W. | - | F   | 2  | 2  | 32  | 5  | 13  | .385 | 0   | 1    | .000  | 6  | 8   | .750  | 2    | 3    | 5   | 1   | 4  | 0  | 0   | 1  | 0   | 16  | 21.0 |
| 10/29/2016 | SA | v | NO  | W. | - | F   | 3  | 3  | 25  | 4  | 13  | .308 | 1   | 2    | .500  | 3  | 4   | .750  | 1    | 5    | 6   | 0   | 4  | 0  | 0   | 0  | 1   | 12  | 18.0 |
| 10/30/2016 | SA | @ | MIA | W. | - | INA |    |    |     |    |     |      |     |      |       |    |     |       |      |      |     |     |    |    |     |    |     |     |      |
| 11/01/2016 | SA | v | UTA | .L | - | F   | 4  | 4  | 35  | 8  | 16  | .500 | 0   | 1    | .000  | 5  | 5   | 1.000 | 0    | 4    | 4   | 1   | 0  | 0  | 0   | 0  | 1   | 21  | 18.8 |
| 11/04/2016 | SA | @ | UTA | W. | - | F   | 5  | 5  | 29  | 7  | 13  | .538 | 0   | 0    | ---   | 5  | 6   | .833  | 1    | 5    | 6   | 0   | 3  | 0  | 2   | 2  | 1   | 19  | 18.8 |
| 11/05/2016 | SA | v | LAC | .L | - | F   | 6  | 6  | 25  | 7  | 13  | .538 | 3   | 3    | 1.000 | 2  | 2   | 1.000 | 1    | 5    | 6   | 0   | 2  | 0  | 0   | 1  | 1   | 19  | 18.8 |
| 11/09/2016 | SA | v | HOU | .L | - | F   | 7  | 7  | 31  | 5  | 15  | .333 | 0   | 1    | .000  | 4  | 5   | .800  | 3    | 2    | 5   | 2   | 3  | 0  | 2   | 3  | 1   | 14  | 18.1 |
| 11/11/2016 | SA | v | DET | W. | - | F   | 8  | 8  | 37  | 6  | 14  | .429 | 0   | 0    | ---   | 2  | 2   | 1.000 | 1    | 11   | 12  | 1   | 1  | 0  | 0   | 1  | 0   | 14  | 17.6 |
| 11/12/2016 | SA | @ | HOU | W. | - | F   | 9  | 9  | 35  | 5  | 13  | .385 | 0   | 1    | .000  | 6  | 6   | 1.000 | 0    | 10   | 10  | 2   | 4  | 0  | 0   | 4  | 3   | 16  | 17.4 |
| 11/14/2016 | SA | v | MIA | W. | - | F   | 10 | 10 | 36  | 8  | 14  | .571 | 0   | 0    | ---   | 2  | 2   | 1.000 | 1    | 2    | 3   | 2   | 1  | 0  | 1   | 2  | 0   | 18  | 17.5 |
| 11/16/2016 | SA | @ | SAC | W. | - | F   | 11 | 11 | 33  | 8  | 16  | .500 | 1   | 1    | 1.000 | 4  | 4   | 1.000 | 2    | 6    | 8   | 2   | 3  | 0  | 2   | 2  | 2   | 21  | 17.8 |
| 11/18/2016 | SA | @ | LAL | W. | - | F   | 12 | 12 | 36  | 10 | 14  | .714 | 1   | 1    | 1.000 | 2  | 2   | 1.000 | 0    | 6    | 6   | 2   | 2  | 0  | 2   | 2  | 3   | 23  | 18.3 |
| 11/21/2016 | SA | v | DAL | W. | - | DNP |    |    |     |    |     |      |     |      |       |    |     |       |      |      |     |     |    |    |     |    |     |     |      |
| 11/23/2016 | SA | @ | CHA | W. | - | F   | 13 | 13 | 37  | 8  | 17  | .471 | 0   | 2    | .000  | 7  | 8   | .875  | 3    | 4    | 7   | 2   | 1  | 0  | 1   | 1  | 2   | 23  | 18.6 |
| 11/25/2016 | SA | @ | BOS | W. | - | F   | 14 | 14 | 32  | 4  | 12  | .333 | 0   | 0    | ---   | 2  | 4   | .500  | 3    | 1    | 4   | 4   | 2  | 0  | 0   | 0  | 2   | 10  | 18.0 |
| 11/26/2016 | SA | @ | WAS | W. | - | F   | 15 | 15 | 34  | 9  | 17  | .529 | 1   | 3    | .333  | 5  | 6   | .833  | 2    | 5    | 7   | 0   | 2  | 0  | 1   | 1  | 0   | 24  | 18.4 |
| 11/29/2016 | SA | v | ORL | .L | - | F   | 16 | 16 | 31  | 7  | 12  | .583 | 1   | 1    | 1.000 | 1  | 2   | .500  | 1    | 5    | 6   | 3   | 1  | 0  | 0   | 1  | 1   | 16  | 18.3 |
| 11/30/2016 | SA | @ | DAL | W. | - | F   | 17 | 17 | 32  | 2  | 9   | .222 | 0   | 0    | ---   | 1  | 2   | .500  | 2    | 6    | 8   | 3   | 2  | 0  | 0   | 2  | 0   | 5   | 17.5 |
| 12/02/2016 | SA | v | WAS | W. | - | F   | 18 | 18 | 37  | 8  | 14  | .571 | 0   | 0    | ---   | 3  | 6   | .500  | 2    | 3    | 5   | 1   | 4  | 0  | 0   | 2  | 1   | 19  | 17.6 |
| 12/05/2016 | SA | @ | MIL | W. | - | F   | 19 | 19 | 36  | 7  | 14  | .500 | 1   | 1    | 1.000 | 3  | 4   | .750  | 3    | 6    | 9   | 5   | 3  | 0  | 1   | 0  | 1   | 18  | 17.6 |
| 12/06/2016 | SA | @ | MIN | W. | - | F   | 20 | 20 | 30  | 3  | 8   | .375 | 0   | 1    | .000  | 0  | 0   | ---   | 0    | 2    | 2   | 0   | 3  | 0  | 3   | 3  | 0   | 6   | 17.0 |
| 12/08/2016 | SA | @ | CHI | .L | - | F   | 21 | 21 | 31  | 5  | 15  | .333 | 0   | 1    | .000  | 0  | 0   | ---   | 3    | 3    | 6   | 1   | 1  | 0  | 1   | 2  | 4   | 10  | 16.7 |
| 12/10/2016 | SA | v | BRK | W. | - | F   | 22 | 22 | 22  | 6  | 10  | .600 | 0   | 0    | ---   | 0  | 0   | ---   | 4    | 5    | 9   | 3   | 2  | 0  | 0   | 1  | 1   | 12  | 16.5 |
| 12/14/2016 | SA | v | BOS | W. | - | INA |    |    |     |    |     |      |     |      |       |    |     |       |      |      |     |     |    |    |     |    |     |     |      |
| 12/15/2016 | SA | @ | PHO | W. | - | F   | 23 | 23 | 27  | 6  | 11  | .545 | 0   | 0    | ---   | 2  | 2   | 1.000 | 3    | 4    | 7   | 2   | 4  | 0  | 0   | 5  | 1   | 14  | 16.3 |
| 12/18/2016 | SA | v | NO  | W. | - | F   | 24 | 24 | 26  | 6  | 15  | .400 | 0   | 1    | .000  | 10 | 10  | 1.000 | 1    | 5    | 6   | 3   | 3  | 0  | 1   | 3  | 0   | 22  | 16.6 |
| 12/20/2016 | SA | @ | HOU | W. | - | F   | 25 | 25 | 36  | 6  | 15  | .400 | 0   | 0    | ---   | 5  | 6   | .833  | 5    | 5    | 10  | 5   | 2  | 0  | 0   | 0  | 1   | 17  | 16.6 |
| 12/22/2016 | SA | @ | LAC | .L | - | F   | 26 | 26 | 23  | 5  | 13  | .385 | 0   | 1    | .000  | 0  | 0   | ---   | 2    | 2    | 4   | 1   | 4  | 0  | 0   | 1  | 1   | 10  | 16.3 |
| 12/23/2016 | SA | @ | POR | W. | - | F   | 27 | 27 | 37  | 7  | 18  | .389 | 0   | 0    | ---   | 4  | 4   | 1.000 | 6    | 8    | 14  | 6   | 0  | 0  | 3   | 0  | 0   | 18  | 16.4 |
| 12/25/2016 | SA | v | CHI | W. | - | F   | 28 | 28 | 38  | 15 | 20  | .750 | 0   | 0    | ---   | 3  | 6   | .500  | 3    | 6    | 9   | 1   | 4  | 0  | 0   | 1  | 0   | 33  | 17.0 |
| 12/28/2016 | SA | v | PHO | W. | - | F   | 29 | 29 | 33  | 10 | 12  | .833 | 0   | 0    | ---   | 7  | 9   | .778  | 3    | 5    | 8   | 2   | 2  | 0  | 1   | 0  | 1   | 27  | 17.3 |
| 12/30/2016 | SA | v | POR | W. | - | F   | 30 | 30 | 29  | 2  | 3   | .667 | 0   | 0    | ---   | 4  | 4   | 1.000 | 1    | 5    | 6   | 1   | 3  | 0  | 0   | 3  | 1   | 8   | 17.0 |
| 01/01/2017 | SA | @ | ATL | .L | 1 | F   | 31 | 31 | 43  | 12 | 17  | .706 | 1   | 1    | 1.000 | 2  | 2   | 1.000 | 3    | 10   | 13  | 2   | 0  | 0  | 0   | 2  | 3   | 27  | 17.4 |
| 01/03/2017 | SA | v | TOR | W. | - | F   | 32 | 32 | 30  | 11 | 16  | .688 | 1   | 1    | 1.000 | 0  | 0   | ---   | 0    | 7    | 7   | 6   | 3  | 0  | 0   | 1  | 1   | 23  | 17.5 |
| 01/05/2017 | SA | @ | DEN | W. | - | F   | 33 | 33 | 33  | 11 | 18  | .611 | 1   | 1    | 1.000 | 5  | 6   | .833  | 1    | 3    | 4   | 1   | 2  | 0  | 1   | 1  | 1   | 28  | 17.8 |
| 01/07/2017 | SA | v | CHA | W. | - | F   | 34 | 34 | 34  | 5  | 9   | .556 | 0   | 1    | .000  | 5  | 6   | .833  | 5    | 6    | 11  | 3   | 2  | 0  | 0   | 0  | 1   | 15  | 17.8 |
| 01/10/2017 | SA | v | MIL | .L | - | DNP |    |    |     |    |     |      |     |      |       |    |     |       |      |      |     |     |    |    |     |    |     |     |      |
| 01/12/2017 | SA | v | LAL | W. | - | F   | 35 | 35 | 24  | 5  | 11  | .455 | 1   | 1    | 1.000 | 2  | 2   | 1.000 | 2    | 2    | 4   | 0   | 0  | 0  | 0   | 0  | 1   | 13  | 17.6 |
| 01/14/2017 | SA | @ | PHO | .L | - | F   | 36 | 36 | 34  | 6  | 14  | .429 | 1   | 1    | 1.000 | 0  | 0   | ---   | 2    | 2    | 4   | 2   | 1  | 0  | 0   | 0  | 0   | 13  | 17.5 |
| 01/17/2017 | SA | v | MIN | W. | - | F   | 37 | 37 | 36  | 12 | 20  | .600 | 0   | 1    | .000  | 5  | 6   | .833  | 1    | 3    | 4   | 3   | 3  | 0  | 0   | 1  | 2   | 29  | 17.8 |
| 01/19/2017 | SA | v | DEN | W. | - | F   | 38 | 38 | 29  | 4  | 9   | .444 | 0   | 0    | ---   | 2  | 2   | 1.000 | 1    | 2    | 3   | 6   | 5  | 0  | 0   | 1  | 1   | 10  | 17.6 |
| 01/21/2017 | SA | @ | CLE | W. | 1 | F   | 39 | 39 | 42  | 7  | 14  | .500 | 0   | 0    | ---   | 2  | 4   | .500  | 4    | 8    | 12  | 6   | 2  | 0  | 0   | 1  | 2   | 16  | 17.6 |
| 01/23/2017 | SA | @ | BRK | W. | - | F   | 40 | 40 | 27  | 8  | 19  | .421 | 0   | 1    | .000  | 0  | 0   | ---   | 4    | 5    | 9   | 5   | 2  | 0  | 2   | 1  | 2   | 16  | 17.5 |
| 01/24/2017 | SA | @ | TOR | W. | - | F   | 41 | 41 | 32  | 6  | 14  | .429 | 0   | 0    | ---   | 9  | 11  | .818  | 0    | 7    | 7   | 2   | 4  | 0  | 1   | 1  | 0   | 21  | 17.6 |
| 01/27/2017 | SA | @ | NO  | .L | - | F   | 42 | 42 | 32  | 6  | 20  | .300 | 0   | 2    | .000  | 2  | 4   | .500  | 4    | 10   | 14  | 0   | 1  | 0  | 0   | 0  | 0   | 14  | 17.5 |
| 01/29/2017 | SA | v | DAL | .L | - | F   | 43 | 43 | 34  | 5  | 14  | .357 | 0   | 0    | ---   | 6  | 9   | .667  | 1    | 5    | 6   | 4   | 1  | 0  | 0   | 2  | 0   | 16  | 17.5 |
| 01/31/2017 | SA | v | OKC | W. | - | F   | 44 | 44 | 28  | 8  | 15  | .533 | 1   | 2    | .500  | 8  | 9   | .889  | 1    | 5    | 6   | 0   | 4  | 0  | 0   | 3  | 3   | 25  | 17.7 |
| 02/02/2017 | SA | v | PHI | W. | - | INA |    |    |     |    |     |      |     |      |       |    |     |       |      |      |     |     |    |    |     |    |     |     |      |
| 02/04/2017 | SA | v | DEN | W. | - | F   | 45 | 45 | 28  | 4  | 10  | .400 | 0   | 0    | ---   | 4  | 4   | 1.000 | 0    | 5    | 5   | 2   | 2  | 0  | 1   | 1  | 3   | 12  | 17.5 |
| 02/06/2017 | SA | @ | MEM | .L | - | F   | 46 | 46 | 34  | 4  | 19  | .211 | 0   | 1    | .000  | 5  | 7   | .714  | 5    | 5    | 10  | 1   | 5  | 0  | 0   | 3  | 2   | 13  | 17.4 |
| 02/08/2017 | SA | @ | PHI | W. | - | F   | 47 | 47 | 36  | 5  | 10  | .500 | 0   | 1    | .000  | 5  | 6   | .833  | 2    | 8    | 10  | 0   | 2  | 0  | 0   | 2  | 2   | 15  | 17.4 |
| 02/10/2017 | SA | @ | DET | W. | - | F   | 48 | 48 | 32  | 8  | 18  | .444 | 0   | 0    | ---   | 3  | 4   | .750  | 3    | 8    | 11  | 0   | 4  | 0  | 1   | 5  | 2   | 19  | 17.4 |
| 02/12/2017 | SA | @ | NY  | .L | - | F   | 49 | 49 | 37  | 5  | 16  | .313 | 0   | 1    | .000  | 5  | 6   | .833  | 6    | 4    | 10  | 1   | 1  | 0  | 0   | 0  | 0   | 15  | 17.4 |
| 02/13/2017 | SA | @ | IND | W. | - | F   | 50 | 50 | 36  | 7  | 22  | .318 | 0   | 0    | ---   | 5  | 5   | 1.000 | 3    | 4    | 7   | 1   | 5  | 0  | 0   | 1  | 1   | 19  | 17.4 |
| 02/15/2017 | SA | @ | ORL | W. | - | F   | 51 | 51 | 28  | 10 | 13  | .769 | 0   | 0    | ---   | 3  | 4   | .750  | 1    | 2    | 3   | 3   | 1  | 0  | 2   | 2  | 1   | 23  | 17.5 |
| 02/24/2017 | SA | @ | LAC | W. | - | F   | 52 | 52 | 34  | 5  | 15  | .333 | 1   | 1    | 1.000 | 4  | 4   | 1.000 | 2    | 9    | 11  | 1   | 5  | 0  | 1   | 2  | 1   | 15  | 17.5 |
| 02/26/2017 | SA | @ | LAL | W. | - | F   | 53 | 53 | 23  | 8  | 14  | .571 | 0   | 0    | ---   | 0  | 0   | ---   | 5    | 4    | 9   | 1   | 0  | 0  | 0   | 0  | 0   | 16  | 17.4 |
| 03/01/2017 | SA | v | IND | W. | - | F   | 54 | 54 | 32  | 3  | 9   | .333 | 0   | 0    | ---   | 0  | 0   | ---   | 1    | 4    | 5   | 2   | 0  | 0  | 1   | 2  | 0   | 6   | 17.2 |
| 03/03/2017 | SA | @ | NO  | W. | 1 | F   | 55 | 55 | 40  | 10 | 19  | .526 | 0   | 0    | ---   | 1  | 4   | .250  | 5    | 9    | 14  | 0   | 3  | 0  | 0   | 2  | 3   | 21  | 17.3 |
| 03/04/2017 | SA | v | MIN |    |   |     |    |    |     |    |     |      |     |      |       |    |     |       |      |      |     |     |    |    |     |    |     |     |      |



# KYLE ANDERSON



## ANDERSON BIO



1

GUARD/FORWARD

6-9 | 230

THIRD SEASON

UCLA

9/20/1993

**HOW ACQUIRED:** Selected by San Antonio in the first round of the 2014 NBA Draft, 30th overall pick.

**2016-17:** Started in 14 of his 72 appearances, averaging 3.4 points, 2.9 rebounds and 1.3 assists in 14.2 minutes ... shot .445 from the field, .375 from three-point range and .789 from the free throw stripe ... scored in double figures four times ... led the team in steals 11 times and in blocks seven times ... tallied eight games with at least 3 steals ... registered 9 points (4-10 FG), 10 rebounds, 4 assists, 3 steals and 2 blocks on 4/7 at Dallas ... tallied 13 points (5-7 FG, 1-2 3FG, 2-2 FT), 8 rebounds and a season-best 6 assists on 3/11 vs. Golden State ... posted 9 points (4-8 FG, 1-2 3FG), 4 rebounds, 4 assists and 2 steals in 24 minutes on 3/8 vs. Sacramento ... logged 8 points (3-6 FG, 1-3 3FG, 1-1 FT) and 6 rebounds on 2/15 at Orlando ... recorded a season-high 14 points (6-10 FG, 1-1 3FG, 1-2 FT) along with 3 rebounds, 3 assists and 2 blocks on 1/23 at Brooklyn ... tallied 8 points (4-5 FG), 7 rebounds, a game and career-high-tying 5 steals on 12/22 at L.A. Clippers ... finished with 11 points (2-4 FG, 1-2 3FG, 6-6 FT), 6 rebounds and 4 assists in 21 minutes on 12/6 at Minnesota ... tallied 8 points (3-6 FG, 1-2 3FG, 1-2 FT), 6 rebounds and 3 assists on 11/11 vs. Detroit ... recorded 5 points (2-3 FG, 1-1 3FG) along with a rebound and an assist at Miami on 10/30 ... registered 5 points and 7 rebounds vs. New Orleans on 10/26 ... pulled down a team-high 8 rebounds at Sacramento on 10/27 ... sat out nine games DNP-CD (11/12, 11/25, 12/2, 12/20, 1/10, 3/1-3/3, 3/6, 3/23) ... missed one game with a right knee sprain (3/9).

**CAREER NOTES:** Is in his third NBA season, all with the Silver and Black ... was selected by the Spurs with the 30th overall pick in the 2014 NBA Draft ... has appeared in 111 NBA games, averaging 3.8 points, 2.8 rebounds and 1.4 assists in 14.4 minutes ... has seen action in 10 playoff games, averaging 2.3 points and 2.4 rebounds in 12.9 minutes ... spent part of the 2014-15 season with the Austin Spurs, San Antonio's NBA D-League affiliate ... averaged 22.8 points, 8.8 rebounds and 4.7 assists for the Austin Spurs in the month of February en route to being named the NBA Development League Player of the Month ... in 26 total games with Austin, averaged 21.3 points, 8.7 rebounds, 4.8 assists, 1.96 steals and 1.46 blocks in 40.1 minutes while shooting .447 from the floor ... has played on the Spurs Summer League the past three summers ... named the MVP of the 2015 Las Vegas Summer League after averaging 21.0 points, 6.0 rebounds, 1.9 assists and 1.10 steals in 27.3 minutes over seven games, helping the Spurs win the 2015 Las Vegas Summer League Championship.

## NBA PLAYOFF STATISTICS


| Year  | TEAM | G  | MINS | FGM-FGA | PCT  | FG3-FG3A | PCT  | FTM-FTA | FT%  | OFF-DEF-TOT | R/G | AST | A/G | PF | DQ | STL | BLK | PTS | AVG |
|-------|------|----|------|---------|------|----------|------|---------|------|-------------|-----|-----|-----|----|----|-----|-----|-----|-----|
| 15-16 | SA   | 10 | 129  | 8-25    | .320 | 1-3      | .333 | 6-7     | .857 | 2-22-24     | 2.4 | 7   | 0.7 | 11 | 0  | 6   | 3   | 23  | 2.3 |

9





## ANTHONY BIO



# 30

**FORWARD/CENTER**

**6-9 | 245**

**10TH SEASON**

**UNLV**

**8/9/82**

**HOW ACQUIRED:** Signed by the Spurs on 2/12/17

**2016-17:** Appeared in 19 games, averaging 1.3 points and 1.6 rebounds in 6.4 minutes ... led the team in blocks one game ... shot .625 from the field and .625 from the charity stripe ... logged 7 points (2-2 FG, 3-6 FT), 9 rebounds and 2 blocks on 4/7 at Dallas ... tallied 4 points (2-4 FG) along with a rebound and a steal on 3/11 vs. Golden State ... registered 4 points (2-3 FG), 4 rebounds, 1 steal and 1 block in 13 minutes of action on 2/2 vs. Philadelphia ... on 1/27 at New Orleans, recorded his first bucket as a Spur as he scored 4 points off of perfect shooting (1-1 FG, 2-2 FT) along with a rebound in just 8 minutes of action ... sat out nine games DNP-CD (1/24, 1/29, 2/12-2/13, 3/1, 3/15, 3/21, 4/4-4/5) ... inactive for 11 games (2/24-2/26, 3/3, 3/6, 3/18, 3/23, 3/27-3/31, 4/10-4/12).

**CAREER NOTES:** Nine-year NBA veteran who has previously played with Miami, Boston and Detroit ... has appeared in 471 total games (110 starts), with career averages of 2.2 points, 2.8 rebounds and 1.11 blocks in 14.7 minutes ... has appeared in 63 career postseason games (16 starts) and was a member of the Miami Heat's back-to-back championship teams in 2011-12 and 2012-13 ... holds career playoffs averages of 2.2 points, 3.2 rebounds, 1.1 blocks and 18.1 minutes, all with the Heat ... enjoyed his best postseason campaign in 2011-12 when he averaged a career-high 3.2 points and 3.2 rebounds in 19.4 minutes per game in helping Miami to the franchise's second NBA title ... undrafted out of UNLV ... originally selected to join the Canadian Senior National Team in the summer of 2006 and has been a member of the team since 2008.

## NBA PLAYOFF STATISTICS

| Year   | TEAM | G  | MINS | FGM-FGA | PCT  | FG3-FG3A | PCT | FTM-FTA | FT%  | OFF-DEF-TOT | R/G | AST | A/G | PF  | DQ | STL | BLK | PTS | AVG |
|--------|------|----|------|---------|------|----------|-----|---------|------|-------------|-----|-----|-----|-----|----|-----|-----|-----|-----|
| 08-09  | MIA  | 6  | 88   | 4-5     | .800 | ---      | --- | 2-2     | 1.00 | 9-10-19     | 3.2 | 2   | 0.3 | 9   | 0  | 0   | 7   | 10  | 1.7 |
| 09-10  | MIA  | 5  | 79   | 5-7     | .714 | ---      | --- | 3-4     | .750 | 6-3-9       | 1.8 | 1   | 0.2 | 9   | 0  | 2   | 5   | 13  | 2.6 |
| 10-11  | MIA  | 21 | 575  | 18-49   | .367 | ---      | --- | 22-31   | .710 | 35-62-97    | 4.6 | 10  | 0.5 | 54  | 0  | 8   | 38  | 58  | 2.8 |
| 11-12  | MIA  | 17 | 329  | 17-29   | .586 | ---      | --- | 20-25   | .800 | 22-33-55    | 3.2 | 2   | 0.1 | 41  | 0  | 5   | 16  | 54  | 3.2 |
| 12-13  | MIA  | 14 | 71   | 3-10    | .300 | ---      | --- | ---     | ---  | 10-11-21    | 1.5 | 0   | 0.0 | 13  | 0  | 2   | 4   | 6   | 0.4 |
| TOTALS |      | 63 | 1142 | 47-100  | .470 | ---      | --- | 47-62   | .758 | 82-119-201  | 3.2 | 15  | 0.2 | 126 | 0  | 17  | 70  | 141 | 2.2 |



# JOEL ANTHONY GAME-BY-GAME


## Joel Anthony / San Antonio Spurs

| DATE       | TM | @ | OPP | WL | O | P | G   | GS | MIN | FG | FGA | FG%   | FG3 | FG3A | FG3% | FT | FTA | FT%   | OREB | DREB | REB | AST | PF | DQ | STL | TO | BLK | PTS | PPG |    |     |
|------------|----|---|-----|----|---|---|-----|----|-----|----|-----|-------|-----|------|------|----|-----|-------|------|------|-----|-----|----|----|-----|----|-----|-----|-----|----|-----|
| 01/23/2017 | SA | @ | BRK | W. | - | - | 1   | 0  | 5   | 0  | 1   | .000  | 0   | 0    | ---  | 0  | 0   | ---   | 1    | 3    | 4   | 0   | 0  | 0  | 0   | 0  | 0   | 0   | 0.0 |    |     |
| 01/24/2017 | SA | @ | TOR | W. | - | - | DNP |    |     |    |     |       |     |      |      |    |     |       |      |      |     |     |    |    |     |    |     |     |     |    |     |
| 01/27/2017 | SA | @ | NO  | .L | - | - | 2   | 0  | 8   | 1  | 1   | 1.000 | 0   | 0    | ---  | 2  | 2   | 1.000 | 0    | 1    | 1   | 0   | 1  | 0  | 0   | 0  | 0   | 4   | 2.0 |    |     |
| 01/29/2017 | SA | v | DAL | .L | - | - | DNP |    |     |    |     |       |     |      |      |    |     |       |      |      |     |     |    |    |     |    |     |     |     |    |     |
| 01/31/2017 | SA | v | OKC | W. | - | - | 3   | 0  | 3   | 0  | 0   | ---   | 0   | 0    | ---  | 0  | 0   | ---   | 0    | 0    | 0   | 0   | 0  | 0  | 0   | 0  | 0   | 0   | 1.3 |    |     |
| 02/02/2017 | SA | v | PHI | W. | - | - | 4   | 0  | 13  | 2  | 3   | .667  | 0   | 0    | ---  | 0  | 0   | ---   | 2    | 2    | 4   | 0   | 1  | 0  | 1   | 0  | 1   | 4   | 2.0 |    |     |
| 02/04/2017 | SA | v | DEN | W. | - | - | 5   | 0  | 15  | 1  | 1   | 1.000 | 0   | 0    | ---  | 0  | 0   | ---   | 1    | 1    | 2   | 1   | 1  | 0  | 0   | 0  | 0   | 2   | 2.0 |    |     |
| 02/06/2017 | SA | @ | MEM | .L | - | - | 6   | 0  | 3   | 0  | 0   | ---   | 0   | 0    | ---  | 0  | 0   | ---   | 0    | 1    | 1   | 0   | 0  | 0  | 0   | 0  | 0   | 0   | 1.7 |    |     |
| 02/08/2017 | SA | @ | PHI | W. | - | - | 7   | 0  | 3   | 1  | 2   | .500  | 0   | 0    | ---  | 0  | 0   | ---   | 1    | 1    | 2   | 0   | 1  | 0  | 0   | 1  | 0   | 2   | 1.7 |    |     |
| 02/10/2017 | SA | @ | DET | W. | - | - | 8   | 0  | 1   | 0  | 0   | ---   | 0   | 0    | ---  | 0  | 0   | ---   | 0    | 0    | 0   | 0   | 0  | 0  | 0   | 0  | 0   | 0   | 1.5 |    |     |
| 02/12/2017 | SA | @ | NY  | .L | - | - | DNP |    |     |    |     |       |     |      |      |    |     |       |      |      |     |     |    |    |     |    |     |     |     |    |     |
| 02/13/2017 | SA | @ | IND | W. | - | - | DNP |    |     |    |     |       |     |      |      |    |     |       |      |      |     |     |    |    |     |    |     |     |     |    |     |
| 02/15/2017 | SA | @ | ORL | W. | - | - | 9   | 0  | 6   | 0  | 0   | ---   | 0   | 0    | ---  | 0  | 0   | ---   | 1    | 1    | 2   | 0   | 0  | 0  | 0   | 0  | 1   | 0   | 1.3 |    |     |
| 02/24/2017 | SA | @ | LAC | W. | - | - | INA |    |     |    |     |       |     |      |      |    |     |       |      |      |     |     |    |    |     |    |     |     |     |    |     |
| 02/26/2017 | SA | @ | LAL | W. | - | - | INA |    |     |    |     |       |     |      |      |    |     |       |      |      |     |     |    |    |     |    |     |     |     |    |     |
| 03/01/2017 | SA | v | IND | W. | - | - | DNP |    |     |    |     |       |     |      |      |    |     |       |      |      |     |     |    |    |     |    |     |     |     |    |     |
| 03/03/2017 | SA | @ | NO  | W. | 1 | - | INA |    |     |    |     |       |     |      |      |    |     |       |      |      |     |     |    |    |     |    |     |     |     |    |     |
| 03/04/2017 | SA | v | MIN | W. | 1 | - | 10  | 0  | 0   | 0  | 0   | ---   | 0   | 0    | ---  | 0  | 0   | ---   | 0    | 0    | 0   | 0   | 0  | 0  | 0   | 0  | 0   | 0   | 1.2 |    |     |
| 03/06/2017 | SA | v | HOU | W. | - | - | INA |    |     |    |     |       |     |      |      |    |     |       |      |      |     |     |    |    |     |    |     |     |     |    |     |
| 03/08/2017 | SA | v | SAC | W. | - | - | 11  | 0  | 4   | 0  | 0   | ---   | 0   | 0    | ---  | 0  | 0   | ---   | 0    | 1    | 1   | 0   | 0  | 0  | 0   | 0  | 0   | 0   | 1.1 |    |     |
| 03/09/2017 | SA | @ | OKC | .L | - | - | 12  | 0  | 5   | 0  | 0   | ---   | 0   | 0    | ---  | 0  | 0   | ---   | 0    | 2    | 2   | 0   | 1  | 0  | 0   | 0  | 1   | 0   | 1.0 |    |     |
| 03/11/2017 | SA | v | GS  | W. | - | - | 13  | 0  | 13  | 2  | 4   | .500  | 0   | 0    | ---  | 0  | 0   | ---   | 0    | 1    | 1   | 0   | 4  | 0  | 1   | 0  | 0   | 4   | 1.2 |    |     |
| 03/13/2017 | SA | v | ATL | W. | - | - | 14  | 0  | 2   | 0  | 0   | ---   | 0   | 0    | ---  | 0  | 0   | ---   | 1    | 0    | 1   | 0   | 0  | 0  | 0   | 1  | 0   | 0   | 1.1 |    |     |
| 03/15/2017 | SA | v | POR | .L | - | - | DNP |    |     |    |     |       |     |      |      |    |     |       |      |      |     |     |    |    |     |    |     |     |     |    |     |
| 03/18/2017 | SA | @ | MEM | .L | - | - | INA |    |     |    |     |       |     |      |      |    |     |       |      |      |     |     |    |    |     |    |     |     |     |    |     |
| 03/19/2017 | SA | v | SAC | W. | - | - | 15  | 0  | 6   | 1  | 2   | .500  | 0   | 0    | ---  | 0  | 0   | ---   | 0    | 1    | 1   | 1   | 1  | 0  | 0   | 1  | 0   | 2   | 1.2 |    |     |
| 03/21/2017 | SA | @ | MIN | W. | - | - | DNP |    |     |    |     |       |     |      |      |    |     |       |      |      |     |     |    |    |     |    |     |     |     |    |     |
| 03/23/2017 | SA | v | MEM | W. | - | - | INA |    |     |    |     |       |     |      |      |    |     |       |      |      |     |     |    |    |     |    |     |     |     |    |     |
| 03/25/2017 | SA | v | NY  | W. | - | - | 16  | 0  | 1   | 0  | 0   | ---   | 0   | 0    | ---  | 0  | 0   | ---   | 0    | 0    | 0   | 0   | 0  | 0  | 0   | 0  | 1   | 0   | 1.1 |    |     |
| 03/27/2017 | SA | v | CLE | W. | - | - | INA |    |     |    |     |       |     |      |      |    |     |       |      |      |     |     |    |    |     |    |     |     |     |    |     |
| 03/29/2017 | SA | v | GS  | .L | - | - | INA |    |     |    |     |       |     |      |      |    |     |       |      |      |     |     |    |    |     |    |     |     |     |    |     |
| 03/31/2017 | SA | @ | OKC | W. | - | - | INA |    |     |    |     |       |     |      |      |    |     |       |      |      |     |     |    |    |     |    |     |     |     |    |     |
| 04/02/2017 | SA | v | UTA | W. | - | - | 17  | 0  | 3   | 0  | 0   | ---   | 0   | 0    | ---  | 0  | 0   | ---   | 0    | 0    | 0   | 0   | 0  | 0  | 0   | 0  | 0   | 0   | 1.1 |    |     |
| 04/04/2017 | SA | v | MEM | W. | 1 | - | DNP |    |     |    |     |       |     |      |      |    |     |       |      |      |     |     |    |    |     |    |     |     |     |    |     |
| 04/05/2017 | SA | v | LAL | .L | - | - | DNP |    |     |    |     |       |     |      |      |    |     |       |      |      |     |     |    |    |     |    |     |     |     |    |     |
| 04/07/2017 | SA | @ | DAL | W. | - | - | 18  | 0  | 30  | 2  | 2   | 1.000 | 0   | 0    | ---  | 3  | 6   | .500  | 1    | 8    | 9   | 1   | 1  | 0  | 0   | 1  | 2   | 7   | 1.4 |    |     |
| 04/08/2017 | SA | v | LAC | .L | - | - | 19  | 0  | 2   | 0  | 0   | ---   | 0   | 0    | ---  | 0  | 0   | ---   | 0    | 0    | 0   | 0   | 0  | 0  | 0   | 0  | 0   | 0   | 1.3 |    |     |
| 04/10/2017 | SA | @ | POR | .L | - | - | INA |    |     |    |     |       |     |      |      |    |     |       |      |      |     |     |    |    |     |    |     |     |     |    |     |
| 04/12/2017 | SA | @ | UTA | .L | - | - | INA |    |     |    |     |       |     |      |      |    |     |       |      |      |     |     |    |    |     |    |     |     |     |    |     |
| TOTALS     |    |   |     |    |   |   |     |    | 19  | 0  | 122 | 10    | 16  | .625 | 0    | 0  | --- | 5     | 8    | .625 | 8   | 23  | 31 | 3  | 11  | 0  | 2   | 4   | 6   | 25 | 1.3 |





## BERTANS BIO



# 42

**FORWARD**

**6-10 | 225**

**ROOKIE**

**LATVIA**

**11/12/92**

**HOW ACQUIRED:** Obtained from Indiana along with Kawhi Leonard and Erazem Lorbek in exchange for George Hill on 6/23/11.

**2016-17:** Appeared in 67 games and started in six, averaging 4.5 points and 1.5 rebounds in 12.1 minutes ... shot .440 from the field, .399 from three-point range and .824 from the free throw line ... scored in double figures 12 times and led the team in blocks in eight games ... on 1/7 at Charlotte, scored a game and career-best 21 points (5-6 FG, 4-5 3FG, 7-8 FT) along with 2 assists ... recorded 19 points (7-13 FG, 5-9 3FG), 4 rebounds and 2 steals on 4/7 at Dallas ... logged 13 points (4-7 FG, 3-5 3FG, 2-2 FT) as well as 3 rebounds and 2 assists on 3/11 vs. Golden State ... in his third NBA start, recorded 12 points, 6 rebounds, 3 assists and 2 steals in a career-high 30 minutes of play on 2/2 vs. Philadelphia ... notched 17 points (6-9 FG, 5-7 3FG) on 1/27 at New Orleans ... registered 12 points (4-6 FG, 2-4 3FG, 2-2 FT) and 2 assists in 15 minutes on 1/24 at Toronto ... logged 11 points (3-5 FG, 2-4 3FG, 3-3 FT), 2 rebounds and 2 assists in 12 minutes on 1/23 at Brooklyn ... registered 11 points (4-7 FG, 3-6 3FG) on 1/10 vs. Milwaukee ... logged 15 points (6-8 FG, 3-5 3FG) along with 2 rebounds in 23 minutes on 11/25 at Boston ... registered 11 points (4-4 FG, 3-3 3FG) in 10 minutes on 11/23 at Charlotte ... recorded 7 points (2-5 3FG, 1-2 FT), 2 rebounds, 3 assists and 2 blocks in 17 minutes on 11/16 at Sacramento ... registered 6 points (2-3 FG, 2-3 3FG) on 10/30 at Miami ... made his NBA debut on 10/25 at Golden State and scored 5 points in 3 minutes ... missed 14 games DNP-CD (10/27, 11/12, 12/2, 12/8, 12/22, 1/1, 1/21, 2/24, 3/4-3/6, 3/15, 3/23, 3/31, 4/4) ... sat out one game with a right leg contusion (11/1).

**2016-17 D-LEAGUE:** In four games for the Austin Spurs, averaged 14.8 points, 3.5 rebounds, 2.3 assists and 1.75 steals in 30.9 minutes, shooting .381 from the field, .394 from beyond the arc and 1.000 from the charity stripe.

**CAREER NOTES:** Obtained by the Spurs from Indiana along with Kawhi Leonard and Erazem Lorbek in exchange for George Hill in a draft night trade on 6/23/11 ... was originally selected by Indiana in the second round of the 2011 NBA Draft with the 42nd overall pick ... has spent the past two seasons with Laboral Kutxa ... during the 2014-15 season competed in 25 Spanish League games, averaging 11.4 points and 2.8 rebounds in 21.6 minutes ... produced averages of 11.0 points and 2.9 rebounds in 22 Euroleague games ... suffered an injury in March and missed the remainder of the season ... spent the previous three seasons (2011-14) with BC Partizan in the Serbian League ... during the 2013-14 season, averaged 13.4 points, 2.4 rebounds and 1.4 assists in 17 games ... prior to joining BC Partizan spent two seasons with Union Olimpija in Slovenia and four years playing on a variety of levels in Latvia ... joined the Latvian National Team in 2011 ... saw action in five games at the 2011 European Championships, averaging 5.6 points and 2.0 rebounds ... represented Latvia at the 2011 U-19 World Championships, averaging 15.3 points, 6.4 rebounds and 1.6 assists in eight games.




# DAVIS BERTANS GAME-BY-GAME

Davis Bertans / San Antonio Spurs

| DATE       | TM | @ | OPP | WL | O | P | G    | GS | MIN | FG | FGA | FG%   | FG3 | FG3A | FG3%  | FT | FTA | FT%   | OREB | DREB | REB | AST | PF | DQ | STL | TO | BLK | PTS | PPG |
|------------|----|---|-----|----|---|---|------|----|-----|----|-----|-------|-----|------|-------|----|-----|-------|------|------|-----|-----|----|----|-----|----|-----|-----|-----|
| 10/25/2016 | SA | @ | GS  | W. | - | - | 1    | 0  | 4   | 2  | 2   | 1.000 | 1   | 1    | 1.000 | 0  | 0   | ---   | 0    | 1    | 1   | 0   | 0  | 0  | 0   | 0  | 0   | 5   | 5.0 |
| 10/27/2016 | SA | @ | SAC | W. | - | - | DNP  |    |     |    |     |       |     |      |       |    |     |       |      |      |     |     |    |    |     |    |     |     |     |
| 10/29/2016 | SA | v | NO  | W. | - | - | 2    | 0  | 12  | 1  | 4   | .250  | 1   | 2    | .500  | 0  | 0   | ---   | 1    | 2    | 3   | 0   | 1  | 0  | 0   | 2  | 2   | 3   | 4.0 |
| 10/30/2016 | SA | @ | MIA | W. | - | - | 3    | 0  | 17  | 2  | 3   | .667  | 2   | 3    | .667  | 0  | 0   | ---   | 1    | 0    | 1   | 0   | 2  | 0  | 0   | 0  | 1   | 6   | 4.7 |
| 11/01/2016 | SA | v | UTA | .L | - | - | INA  |    |     |    |     |       |     |      |       |    |     |       |      |      |     |     |    |    |     |    |     |     |     |
| 11/04/2016 | SA | @ | UTA | W. | - | - | 4    | 0  | 16  | 0  | 4   | .000  | 0   | 3    | .000  | 0  | 0   | ---   | 1    | 2    | 3   | 1   | 2  | 0  | 0   | 0  | 0   | 0   | 3.5 |
| 11/05/2016 | SA | v | LAC | .L | - | - | 5    | 0  | 16  | 0  | 3   | .000  | 0   | 2    | .000  | 0  | 0   | ---   | 0    | 1    | 1   | 0   | 1  | 0  | 0   | 1  | 1   | 0   | 2.8 |
| 11/09/2016 | SA | v | HOU | .L | - | - | 6    | 0  | 10  | 0  | 0   | ---   | 0   | 0    | ---   | 0  | 0   | ---   | 0    | 1    | 1   | 0   | 1  | 0  | 0   | 0  | 0   | 0   | 2.3 |
| 11/11/2016 | SA | v | DET | W. | - | - | 7    | 0  | 1   | 0  | 0   | ---   | 0   | 0    | ---   | 0  | 0   | ---   | 0    | 1    | 1   | 0   | 0  | 0  | 0   | 0  | 0   | 0   | 2.0 |
| 11/12/2016 | SA | @ | HOU | W. | - | - | DNP  |    |     |    |     |       |     |      |       |    |     |       |      |      |     |     |    |    |     |    |     |     |     |
| 11/14/2016 | SA | v | MIA | W. | - | - | 8    | 0  | 0   | 0  | 1   | .000  | 0   | 1    | .000  | 0  | 0   | ---   | 0    | 0    | 0   | 0   | 0  | 0  | 0   | 0  | 0   | 0   | 1.8 |
| 11/16/2016 | SA | @ | SAC | W. | - | - | 9    | 0  | 17  | 2  | 5   | .400  | 2   | 5    | .400  | 1  | 2   | .500  | 1    | 1    | 2   | 3   | 3  | 0  | 0   | 0  | 2   | 7   | 2.3 |
| 11/18/2016 | SA | @ | LAL | W. | - | - | 10   | 0  | 7   | 1  | 2   | .500  | 1   | 2    | .500  | 0  | 0   | ---   | 0    | 1    | 1   | 0   | 2  | 0  | 0   | 0  | 0   | 3   | 2.4 |
| 11/21/2016 | SA | v | DAL | W. | - | - | F 11 | 1  | 20  | 1  | 3   | .333  | 1   | 3    | .333  | 0  | 0   | ---   | 1    | 1    | 2   | 0   | 0  | 0  | 0   | 0  | 0   | 3   | 2.5 |
| 11/23/2016 | SA | @ | CHA | W. | - | - | 12   | 1  | 11  | 4  | 4   | 1.000 | 3   | 3    | 1.000 | 0  | 0   | ---   | 0    | 0    | 0   | 0   | 0  | 0  | 0   | 2  | 1   | 11  | 3.2 |
| 11/25/2016 | SA | @ | BOS | W. | - | - | 13   | 1  | 23  | 6  | 8   | .750  | 3   | 5    | .600  | 0  | 0   | ---   | 0    | 2    | 2   | 0   | 0  | 0  | 1   | 0  | 0   | 15  | 4.1 |
| 11/26/2016 | SA | @ | WAS | W. | - | - | 14   | 1  | 11  | 0  | 2   | .000  | 0   | 2    | .000  | 0  | 0   | ---   | 0    | 1    | 1   | 1   | 0  | 0  | 0   | 0  | 1   | 0   | 3.8 |
| 11/29/2016 | SA | v | ORL | .L | - | - | 15   | 1  | 6   | 0  | 1   | .000  | 0   | 0    | ---   | 0  | 0   | ---   | 0    | 0    | 0   | 0   | 1  | 0  | 0   | 0  | 1   | 0   | 3.5 |
| 11/30/2016 | SA | @ | DAL | W. | - | - | 16   | 1  | 15  | 2  | 2   | 1.000 | 1   | 1    | 1.000 | 2  | 2   | 1.000 | 0    | 0    | 0   | 0   | 1  | 0  | 0   | 0  | 0   | 7   | 3.8 |
| 12/02/2016 | SA | v | WAS | W. | - | - | DNP  |    |     |    |     |       |     |      |       |    |     |       |      |      |     |     |    |    |     |    |     |     |     |
| 12/05/2016 | SA | @ | MIL | W. | - | - | 17   | 1  | 8   | 0  | 3   | .000  | 0   | 3    | .000  | 1  | 2   | .500  | 0    | 1    | 1   | 1   | 4  | 0  | 0   | 1  | 0   | 1   | 3.6 |
| 12/06/2016 | SA | @ | MIN | W. | - | - | 18   | 1  | 2   | 0  | 0   | ---   | 0   | 0    | ---   | 0  | 0   | ---   | 0    | 0    | 0   | 1   | 0  | 0  | 0   | 0  | 0   | 0   | 3.4 |
| 12/08/2016 | SA | @ | CHI | .L | - | - | DNP  |    |     |    |     |       |     |      |       |    |     |       |      |      |     |     |    |    |     |    |     |     |     |
| 12/10/2016 | SA | v | BRK | W. | - | - | 19   | 1  | 21  | 1  | 4   | .250  | 0   | 3    | .000  | 3  | 3   | 1.000 | 0    | 6    | 6   | 0   | 2  | 0  | 2   | 0  | 2   | 5   | 3.5 |
| 12/14/2016 | SA | v | BOS | W. | - | - | 20   | 1  | 15  | 1  | 3   | .333  | 1   | 3    | .333  | 0  | 0   | ---   | 0    | 1    | 1   | 4   | 1  | 0  | 0   | 0  | 0   | 3   | 3.5 |
| 12/15/2016 | SA | @ | PHO | W. | - | - | 21   | 1  | 3   | 0  | 0   | ---   | 0   | 0    | ---   | 0  | 0   | ---   | 0    | 0    | 0   | 0   | 1  | 0  | 0   | 0  | 0   | 0   | 3.3 |
| 12/18/2016 | SA | v | NO  | W. | - | - | 22   | 1  | 12  | 0  | 3   | .000  | 0   | 2    | .000  | 0  | 0   | ---   | 2    | 1    | 3   | 1   | 0  | 0  | 0   | 1  | 0   | 0   | 3.1 |
| 12/20/2016 | SA | @ | HOU | W. | - | - | 23   | 1  | 2   | 0  | 0   | ---   | 0   | 0    | ---   | 0  | 0   | ---   | 0    | 0    | 0   | 1   | 1  | 0  | 0   | 1  | 0   | 0   | 3.0 |
| 12/22/2016 | SA | @ | LAC | .L | - | - | DNP  |    |     |    |     |       |     |      |       |    |     |       |      |      |     |     |    |    |     |    |     |     |     |
| 12/23/2016 | SA | @ | POR | W. | - | - | 24   | 1  | 7   | 0  | 0   | ---   | 0   | 0    | ---   | 0  | 0   | ---   | 0    | 0    | 0   | 0   | 0  | 0  | 0   | 0  | 0   | 0   | 2.9 |
| 12/25/2016 | SA | v | CHI | W. | - | - | 25   | 1  | 2   | 0  | 1   | .000  | 0   | 1    | .000  | 0  | 0   | ---   | 0    | 0    | 0   | 0   | 0  | 0  | 1   | 0  | 0   | 0   | 2.8 |
| 12/28/2016 | SA | v | PHO | W. | - | - | 26   | 1  | 3   | 0  | 0   | ---   | 0   | 0    | ---   | 0  | 0   | ---   | 0    | 0    | 0   | 0   | 3  | 0  | 0   | 1  | 0   | 0   | 2.7 |
| 12/30/2016 | SA | v | POR | W. | - | - | 27   | 1  | 3   | 0  | 1   | .000  | 0   | 1    | .000  | 0  | 0   | ---   | 0    | 0    | 0   | 0   | 0  | 0  | 1   | 0  | 0   | 0   | 2.6 |
| 01/01/2017 | SA | @ | ATL | .L | 1 | - | DNP  |    |     |    |     |       |     |      |       |    |     |       |      |      |     |     |    |    |     |    |     |     |     |
| 01/03/2017 | SA | v | TOR | W. | - | - | 28   | 1  | 8   | 2  | 3   | .667  | 1   | 2    | .500  | 0  | 0   | ---   | 0    | 2    | 2   | 1   | 0  | 0  | 0   | 1  | 2   | 5   | 2.6 |
| 01/05/2017 | SA | @ | DEN | W. | - | - | 29   | 1  | 5   | 0  | 0   | ---   | 0   | 0    | ---   | 0  | 0   | ---   | 0    | 1    | 1   | 0   | 0  | 0  | 0   | 0  | 0   | 0   | 2.6 |
| 01/07/2017 | SA | v | CHA | W. | - | - | 30   | 1  | 18  | 5  | 6   | .833  | 4   | 5    | .800  | 7  | 8   | .875  | 0    | 1    | 1   | 2   | 2  | 0  | 1   | 0  | 0   | 21  | 3.2 |
| 01/10/2017 | SA | v | MIL | .L | - | - | 31   | 1  | 19  | 4  | 7   | .571  | 3   | 6    | .500  | 0  | 0   | ---   | 0    | 0    | 2   | 2   | 2  | 0  | 0   | 2  | 1   | 11  | 3.4 |
| 01/12/2017 | SA | v | LAL | W. | - | - | 32   | 1  | 11  | 2  | 5   | .400  | 1   | 4    | .250  | 0  | 0   | ---   | 0    | 3    | 3   | 2   | 3  | 0  | 0   | 0  | 0   | 5   | 3.5 |
| 01/14/2017 | SA | @ | PHO | .L | - | - | 33   | 1  | 4   | 0  | 1   | .000  | 0   | 1    | .000  | 0  | 0   | ---   | 0    | 0    | 0   | 0   | 0  | 0  | 0   | 1  | 0   | 0   | 3.4 |
| 01/17/2017 | SA | v | MIN | W. | - | - | 34   | 1  | 3   | 0  | 0   | ---   | 0   | 0    | ---   | 0  | 0   | ---   | 0    | 0    | 0   | 0   | 0  | 0  | 0   | 0  | 0   | 0   | 3.3 |
| 01/19/2017 | SA | v | DEN | W. | - | - | 35   | 1  | 15  | 1  | 2   | .500  | 1   | 2    | .500  | 1  | 2   | .500  | 0    | 2    | 2   | 2   | 2  | 0  | 0   | 0  | 0   | 4   | 3.3 |
| 01/21/2017 | SA | @ | CLE | W. | 1 | - | DNP  |    |     |    |     |       |     |      |       |    |     |       |      |      |     |     |    |    |     |    |     |     |     |
| 01/23/2017 | SA | @ | BRK | W. | - | - | 36   | 1  | 12  | 3  | 5   | .600  | 2   | 4    | .500  | 3  | 3   | 1.000 | 0    | 2    | 2   | 2   | 5  | 0  | 0   | 0  | 0   | 11  | 3.5 |
| 01/24/2017 | SA | @ | TOR | W. | - | - | 37   | 1  | 15  | 4  | 6   | .667  | 2   | 4    | .500  | 2  | 2   | 1.000 | 0    | 0    | 0   | 2   | 0  | 0  | 1   | 0  | 0   | 12  | 3.7 |
| 01/27/2017 | SA | @ | NO  | .L | - | - | 38   | 1  | 20  | 6  | 9   | .667  | 5   | 7    | .714  | 0  | 0   | ---   | 0    | 1    | 1   | 0   | 2  | 0  | 1   | 0  | 1   | 17  | 4.1 |
| 01/29/2017 | SA | v | DAL | .L | - | - | C 39 | 2  | 17  | 2  | 5   | .400  | 1   | 3    | .333  | 1  | 1   | 1.000 | 0    | 3    | 3   | 1   | 2  | 0  | 0   | 0  | 2   | 6   | 4.1 |
| 01/31/2017 | SA | v | OKC | W. | - | - | 40   | 2  | 23  | 1  | 6   | .167  | 0   | 4    | .000  | 0  | 1   | .000  | 2    | 3    | 5   | 1   | 0  | 0  | 1   | 1  | 1   | 2   | 4.1 |
| 02/02/2017 | SA | v | PHI | W. | - | - | F 41 | 3  | 30  | 5  | 14  | .357  | 2   | 8    | .250  | 0  | 0   | ---   | 2    | 4    | 6   | 3   | 2  | 0  | 2   | 2  | 0   | 12  | 4.3 |
| 02/04/2017 | SA | v | DEN | W. | - | - | 42   | 3  | 19  | 3  | 4   | .750  | 1   | 1    | 1.000 | 0  | 0   | ---   | 1    | 2    | 3   | 1   | 1  | 0  | 1   | 1  | 1   | 7   | 4.3 |
| 02/06/2017 | SA | @ | MEM | .L | - | - | 43   | 3  | 15  | 0  | 5   | .000  | 0   | 3    | .000  | 0  | 0   | ---   | 0    | 1    | 1   | 0   | 2  | 0  | 1   | 0  | 1   | 0   | 4.2 |
| 02/08/2017 | SA | @ | PHI | W. | - | - | 44   | 3  | 15  | 3  | 5   | .600  | 2   | 4    | .500  | 1  | 2   | .500  | 0    | 1    | 1   | 1   | 1  | 0  | 0   | 1  | 0   | 9   | 4.3 |
| 02/10/2017 | SA | @ | DET | W. | - | - | 45   | 3  | 11  | 2  | 4   | .500  | 1   | 2    | .500  | 0  | 0   | ---   | 0    | 1    | 1   | 0   | 2  | 0  | 0   | 2  | 0   | 5   | 4.4 |
| 02/12/2017 | SA | @ | NY  | .L | - | - | 46   | 3  | 14  | 1  | 2   | .500  | 1   | 1    | 1.000 | 0  | 0   | ---   | 3    | 1    | 4   | 0   | 1  | 0  | 0   | 0  | 0   | 3   | 4.3 |
| 02/13/2017 | SA | @ | IND | W. | - | - | 47   | 3  | 0   | 0  | 0   | ---   | 0   | 0    | ---   | 0  | 0   | ---   | 0    | 0    | 0   | 0   | 0  | 0  | 0   | 0  | 0   | 0   | 4.2 |
| 02/15/2017 | SA | @ | ORL | W. | - | - | 48   | 3  | 16  | 1  | 7   | .143  | 1   | 6    | .167  | 2  | 2   | 1.000 | 0    | 0    | 0   | 1   | 2  | 0  | 1   | 0  | 0   | 5   | 4.3 |
| 02/24/2017 | SA | @ | LAC | W. | - | - | DNP  |    |     |    |     |       |     |      |       |    |     |       |      |      |     |     |    |    |     |    |     |     |     |
| 02/26/2017 | SA | @ | LAL | W. | - | - | 49   | 3  | 8   | 1  | 1   | 1.000 | 1   | 1    | 1.000 | 0  | 0   | ---   | 0    | 1    | 1   | 2   | 0  | 0  | 0   | 1  | 0   | 3   | 4.2 |
| 03/01/2017 | SA | v | IND | W. | - | - | 50   | 3  | 7   | 1  | 1   | 1.000 | 1   | 1    | 1.000 | 0  | 0   | ---   | 0    | 1    | 1   | 0   | 1  | 0  | 1   | 2  | 0   | 3   | 4.2 |
| 03/03/2017 | SA | @ | NO  | W. | 1 | - | 51   | 3  | 2   | 0  | 1   | .000  | 0   | 1    | .000  | 0  | 0   | ---   | 0    | 0    | 0   | 0   | 0  | 0  | 0   | 0  | 0   | 0   | 4.1 |
| 03/04/2017 | SA | v | MIN | W. | 1 | - | DNP  |    |     |    |     |       |     |      |       |    |     |       |      |      |     |     |    |    |     |    |     |     |     |
| 03/06/2017 | SA | v | HOU | W. | - | - | DNP  |    |     |    |     |       |     |      |       |    |     |       |      |      |     |     |    |    |     |    |     |     |     |
| 03/08/2017 | SA | v | SAC | W. | - | - | 52   | 3  | 19  | 3  | 7   | .429  | 1   | 4    | .250  | 1  | 1   | 1.000 | 1    | 3    | 4   | 1   | 2  | 0  | 1   | 0  | 1   | 8   | 4.2 |
| 03/09/2017 | SA | @ | OKC | .L | - | - | 53   | 3  | 14  | 1  | 5   | .200  | 1   |      |       |    |     |       |      |      |     |     |    |    |     |    |     |     |     |

# DEWAYNE DEDMON



# 3

**CENTER**

**7-0 | 245**

**FOURTH SEASON**

**USC**

**8/12/1989**

## DEDMON BIO

**HOW ACQUIRED:** Signed as a free agent on 7/14/16.

**2016-17:** Appeared in 76 games with 37 starts, averaging 5.1 points and 6.5 rebounds in 17.5 minutes ... shot .622 from the field ... grabbed at least 10 rebounds in 13 games and recorded six double-doubles ... led the team in blocks 21 times and in boards 21 times ... blocked 3-or-more shots in five separate games ... scored a season-high 17 points (8-10 FG, 1-1 FT) and grabbed a career-best 17 rebounds in a career-high 32 minutes on 2/10 at Detroit ... on 3/3 at New Orleans, grabbed his 1,000th rebound to make him the only undrafted player besides Timofey Mozgov with at least 1,000 rebounds and 150 blocks since he was drafted in 2013 ... posted his fifth double-double of the season as he posted 10 points (5-6 FG) and 11 rebounds on 2/15 at Orlando ... registered a double-double of 13 points (5-7 FG, 3-3 FT) and 10 rebounds as well as 2 blocks in 22 minutes of action on 2/2 vs. Philadelphia ... tallied his third double-double of the season with 10 points (4-5 FG, 2-3 FT) and game-high 11 rebounds on 2/8 at Philadelphia ... on 2/2 vs. Philadelphia, grabbed his 900th rebound to become one of four active players with at least 900 rebounds and 150 blocks in less than 200 games (Hassan Whiteside, Karl-Anthony Towns and Nerlens Noel). ... logged 10 points (4-5 FG, 2-2 FT) and 8 rebounds in 28 minutes on 1/23 at Brooklyn ... grabbed 12 boards to go with his 6 points (2-3 FG, 2-2 FT) on 1/12 vs. L.A. Lakers ... logged his first double-double of the year with 15 points (6-6 FG, 3-4 FT) and 10 rebounds as well as 2 assists on 1/7 vs. Charlotte ... nearly tallied a double-double on 12/15 at Phoenix with 11 points (5-6 FG, 1-2 FT), 9 rebounds and a block ... registered 10 points (5-6 FG) and 5 rebounds on 12/14 vs. Boston ... logged 10 points on perfect 5-for-5 shooting from the field along with 6 rebounds on 12/5 at Milwaukee ... on 11/30 at Dallas, tallied 6 points (2-5 FG,

2-2 FT), a team and season-high 10 rebounds, 3 blocked shots and 2 steals ... led the team in rebounding with 8 boards to go with 6 points and 2 blocks on 11/29 vs. Orlando ... scored his 600th career point and swatted a game-high 3 blocks on 11/4 at Utah ... posted 9 points and 8 rebounds in 16 minutes on 10/30 at Miami ... recorded 5 points (2-4 FG, 1-2 FT), 6 rebounds and 2 blocks in 15 minutes on 10/29 vs. New Orleans ... tallied 12 points (5-6 FG, 2-2 FT), 7 rebounds and a team-high 4 blocks in 24 minutes on 10/27 at Sacramento ... missed six games with a left knee sprain (11/16-11/26).

**CAREER NOTES:** In his fourth season, his first with the Spurs ... spent the past two seasons with the Orlando Magic ... has also seen action with the Philadelphia 76ers and Golden State Warriors ... went undrafted out of USC ... began his professional career with the Santa Cruz Warriors of the NBA Development League ... has seen action in 148 NBA regular season games, averaging 3.8 points, 4.4 rebounds in 13.1 minutes ... has a career shooting percentage of .540 (228-422) ... has appeared in 16 career D-League games, averaging 15.3 points, 14.1 rebounds, 2.38 blocks and 1.48 steals in 33.7 minutes.





# DEWAYNE DEDMON GAME-BY-GAME

Dewayne Dedmon / San Antonio Spurs

| DATE       | TM | @ | OPP | W  | L | O | P | G    | GS | MIN | FG | FGA | FG%   | FG3 | FG3A | FG3% | FT | FTA | FT%   | OREB | DREB | REB | AST | PF | DQ | STL | TO | BLK | PTS | PPG |     |
|------------|----|---|-----|----|---|---|---|------|----|-----|----|-----|-------|-----|------|------|----|-----|-------|------|------|-----|-----|----|----|-----|----|-----|-----|-----|-----|
| 10/25/2016 | SA | @ | GS  | W. | - | - | - | 1    | 0  | 17  | 1  | 4   | .250  | 0   | 0    | ---  | 0  | 0   | ---   | 4    | 4    | 8   | 0   | 3  | 0  | 1   | 1  | 2   | 2   | 2.0 |     |
| 10/27/2016 | SA | @ | SAC | W. | - | - | - | 2    | 0  | 24  | 5  | 6   | .833  | 0   | 0    | ---  | 2  | 2   | 1.000 | 4    | 3    | 7   | 0   | 4  | 0  | 0   | 0  | 4   | 12  | 7.0 |     |
| 10/29/2016 | SA | v | NO  | W. | - | - | - | 3    | 0  | 16  | 2  | 4   | .500  | 0   | 0    | ---  | 1  | 2   | .500  | 1    | 5    | 6   | 0   | 1  | 0  | 1   | 0  | 2   | 5   | 6.3 |     |
| 10/30/2016 | SA | @ | MIA | W. | - | - | - | 4    | 0  | 16  | 2  | 5   | .400  | 0   | 0    | ---  | 5  | 6   | .833  | 4    | 4    | 8   | 1   | 4  | 0  | 0   | 0  | 0   | 9   | 7.0 |     |
| 11/01/2016 | SA | v | UTA | .L | - | - | - | 5    | 0  | 12  | 0  | 3   | .000  | 0   | 0    | ---  | 1  | 2   | .500  | 1    | 4    | 5   | 0   | 3  | 0  | 0   | 1  | 0   | 1   | 5.8 |     |
| 11/04/2016 | SA | @ | UTA | W. | - | - | - | 6    | 0  | 12  | 3  | 5   | .600  | 0   | 0    | ---  | 0  | 0   | ---   | 1    | 7    | 8   | 0   | 3  | 0  | 0   | 0  | 3   | 6   | 5.8 |     |
| 11/05/2016 | SA | v | LAC | .L | - | - | - | 7    | 0  | 19  | 2  | 4   | .500  | 0   | 0    | ---  | 0  | 0   | ---   | 0    | 3    | 3   | 0   | 4  | 0  | 1   | 1  | 1   | 4   | 5.6 |     |
| 11/09/2016 | SA | v | HOU | .L | - | - | - | 8    | 0  | 4   | 0  | 0   | ---   | 0   | 0    | ---  | 1  | 2   | .500  | 0    | 0    | 0   | 0   | 0  | 0  | 0   | 0  | 0   | 1   | 5.0 |     |
| 11/11/2016 | SA | v | DET | W. | - | - | - | 9    | 0  | 6   | 0  | 0   | ---   | 0   | 0    | ---  | 0  | 0   | ---   | 1    | 1    | 2   | 1   | 2  | 0  | 1   | 1  | 0   | 0   | 4.4 |     |
| 11/12/2016 | SA | @ | HOU | W. | - | - | - | 10   | 0  | 7   | 1  | 2   | .500  | 0   | 0    | ---  | 0  | 0   | ---   | 1    | 0    | 1   | 0   | 0  | 0  | 2   | 0  | 1   | 2   | 4.2 |     |
| 11/14/2016 | SA | v | MIA | W. | - | - | - | 11   | 0  | 10  | 0  | 3   | .000  | 0   | 0    | ---  | 0  | 0   | ---   | 3    | 3    | 6   | 0   | 3  | 0  | 0   | 2  | 2   | 0   | 3.8 |     |
| 11/16/2016 | SA | @ | SAC | W. | - | - | - | INA  |    |     |    |     |       |     |      |      |    |     |       |      |      |     |     |    |    |     |    |     |     |     |     |
| 11/18/2016 | SA | @ | LAL | W. | - | - | - | INA  |    |     |    |     |       |     |      |      |    |     |       |      |      |     |     |    |    |     |    |     |     |     |     |
| 11/21/2016 | SA | v | DAL | W. | - | - | - | INA  |    |     |    |     |       |     |      |      |    |     |       |      |      |     |     |    |    |     |    |     |     |     |     |
| 11/23/2016 | SA | @ | CHA | W. | - | - | - | INA  |    |     |    |     |       |     |      |      |    |     |       |      |      |     |     |    |    |     |    |     |     |     |     |
| 11/25/2016 | SA | @ | BOS | W. | - | - | - | INA  |    |     |    |     |       |     |      |      |    |     |       |      |      |     |     |    |    |     |    |     |     |     |     |
| 11/26/2016 | SA | @ | WAS | W. | - | - | - | INA  |    |     |    |     |       |     |      |      |    |     |       |      |      |     |     |    |    |     |    |     |     |     |     |
| 11/29/2016 | SA | v | ORL | .L | - | - | - | 12   | 0  | 17  | 3  | 4   | .750  | 0   | 0    | ---  | 0  | 1   | .000  | 1    | 7    | 8   | 0   | 2  | 0  | 1   | 1  | 2   | 6   | 4.0 |     |
| 11/30/2016 | SA | @ | DAL | W. | - | - | - | C 13 | 1  | 26  | 2  | 5   | .400  | 0   | 0    | ---  | 2  | 2   | 1.000 | 1    | 9    | 10  | 0   | 1  | 0  | 2   | 0  | 3   | 6   | 4.2 |     |
| 12/02/2016 | SA | v | WAS | W. | - | - | - | 14   | 1  | 8   | 0  | 2   | .000  | 0   | 0    | ---  | 0  | 0   | ---   | 1    | 3    | 4   | 0   | 3  | 0  | 0   | 1  | 0   | 0   | 3.9 |     |
| 12/05/2016 | SA | @ | MIL | W. | - | - | - | 15   | 1  | 14  | 5  | 5   | 1.000 | 0   | 0    | ---  | 0  | 1   | .000  | 4    | 2    | 6   | 0   | 2  | 0  | 0   | 1  | 1   | 10  | 4.3 |     |
| 12/06/2016 | SA | @ | MIN | W. | - | - | - | 16   | 1  | 24  | 2  | 2   | 1.000 | 0   | 0    | ---  | 1  | 2   | .500  | 1    | 7    | 8   | 0   | 2  | 0  | 0   | 0  | 0   | 5   | 4.3 |     |
| 12/08/2016 | SA | @ | CHI | .L | - | - | - | 17   | 1  | 13  | 0  | 0   | ---   | 0   | 0    | ---  | 0  | 0   | ---   | 1    | 6    | 7   | 0   | 4  | 0  | 0   | 0  | 1   | 0   | 4.1 |     |
| 12/10/2016 | SA | v | BRK | W. | - | - | - | 18   | 1  | 8   | 2  | 2   | 1.000 | 0   | 0    | ---  | 1  | 1   | 1.000 | 0    | 6    | 6   | 2   | 1  | 0  | 0   | 0  | 0   | 5   | 4.1 |     |
| 12/14/2016 | SA | v | BOS | W. | - | - | - | 19   | 1  | 16  | 5  | 6   | .833  | 0   | 0    | ---  | 0  | 0   | ---   | 1    | 4    | 5   | 0   | 3  | 0  | 1   | 1  | 0   | 10  | 4.4 |     |
| 12/15/2016 | SA | @ | PHO | W. | - | - | - | 20   | 1  | 23  | 5  | 6   | .833  | 0   | 0    | ---  | 1  | 2   | .500  | 1    | 8    | 9   | 0   | 2  | 0  | 0   | 0  | 1   | 11  | 4.8 |     |
| 12/18/2016 | SA | v | NO  | W. | - | - | - | 21   | 1  | 17  | 3  | 7   | .429  | 0   | 0    | ---  | 0  | 0   | ---   | 0    | 2    | 2   | 2   | 2  | 0  | 0   | 1  | 1   | 6   | 4.8 |     |
| 12/20/2016 | SA | @ | HOU | W. | - | - | - | 22   | 1  | 11  | 0  | 0   | ---   | 0   | 0    | ---  | 0  | 0   | ---   | 2    | 1    | 3   | 0   | 2  | 0  | 0   | 1  | 0   | 0   | 4.6 |     |
| 12/22/2016 | SA | @ | LAC | .L | - | - | - | 23   | 1  | 15  | 1  | 3   | .333  | 0   | 0    | ---  | 2  | 2   | 1.000 | 1    | 5    | 6   | 2   | 0  | 0  | 0   | 0  | 0   | 4   | 4.6 |     |
| 12/23/2016 | SA | @ | POR | W. | - | - | - | C 24 | 2  | 27  | 2  | 4   | .500  | 0   | 0    | ---  | 2  | 2   | 1.000 | 2    | 5    | 7   | 0   | 3  | 0  | 0   | 0  | 2   | 6   | 4.6 |     |
| 12/25/2016 | SA | v | CHI | W. | - | - | - | 25   | 2  | 15  | 4  | 5   | .800  | 0   | 0    | ---  | 1  | 1   | 1.000 | 2    | 4    | 6   | 2   | 3  | 0  | 0   | 2  | 0   | 9   | 4.8 |     |
| 12/28/2016 | SA | v | PHO | W. | - | - | - | 26   | 2  | 15  | 2  | 4   | .500  | 0   | 0    | ---  | 1  | 2   | .500  | 1    | 3    | 4   | 0   | 0  | 3  | 0   | 2  | 1   | 0   | 5   | 4.8 |
| 12/30/2016 | SA | v | POR | W. | - | - | - | 27   | 2  | 13  | 1  | 1   | 1.000 | 0   | 0    | ---  | 1  | 2   | .500  | 2    | 6    | 8   | 1   | 3  | 0  | 0   | 1  | 0   | 3   | 4.7 |     |
| 01/01/2017 | SA | @ | ATL | .L | 1 | - | - | 28   | 2  | 6   | 0  | 1   | .000  | 0   | 0    | ---  | 0  | 0   | ---   | 0    | 2    | 2   | 0   | 2  | 0  | 0   | 1  | 0   | 0   | 4.6 |     |
| 01/03/2017 | SA | v | TOR | W. | - | - | - | 29   | 2  | 24  | 1  | 1   | 1.000 | 0   | 0    | ---  | 1  | 2   | .500  | 2    | 4    | 6   | 0   | 3  | 0  | 0   | 0  | 1   | 3   | 4.5 |     |
| 01/05/2017 | SA | @ | DEN | W. | - | - | - | 30   | 2  | 13  | 1  | 2   | .500  | 0   | 0    | ---  | 0  | 0   | ---   | 1    | 2    | 3   | 1   | 2  | 0  | 0   | 0  | 0   | 2   | 4.4 |     |
| 01/07/2017 | SA | v | CHA | W. | - | - | - | 31   | 2  | 23  | 6  | 6   | 1.000 | 0   | 0    | ---  | 3  | 4   | .750  | 1    | 9    | 10  | 1   | 5  | 0  | 2   | 0  | 1   | 15  | 4.8 |     |
| 01/10/2017 | SA | v | MIL | .L | - | - | - | 32   | 2  | 20  | 2  | 6   | .333  | 0   | 0    | ---  | 1  | 2   | .500  | 4    | 3    | 7   | 0   | 0  | 0  | 1   | 0  | 1   | 5   | 4.8 |     |
| 01/12/2017 | SA | v | LAL | W. | - | - | - | 33   | 2  | 21  | 2  | 3   | .667  | 0   | 0    | ---  | 2  | 2   | 1.000 | 3    | 9    | 12  | 2   | 2  | 0  | 1   | 1  | 2   | 6   | 4.8 |     |
| 01/14/2017 | SA | @ | PHO | .L | - | - | - | 34   | 2  | 14  | 1  | 1   | 1.000 | 0   | 0    | ---  | 0  | 0   | ---   | 1    | 2    | 3   | 1   | 1  | 0  | 2   | 2  | 1   | 2   | 4.7 |     |
| 01/17/2017 | SA | v | MIN | W. | - | - | - | 35   | 2  | 19  | 2  | 4   | .500  | 0   | 0    | ---  | 1  | 2   | .500  | 2    | 6    | 8   | 0   | 3  | 0  | 1   | 0  | 0   | 5   | 4.7 |     |
| 01/19/2017 | SA | v | DEN | W. | - | - | - | 36   | 2  | 19  | 3  | 5   | .600  | 0   | 0    | ---  | 1  | 1   | 1.000 | 0    | 4    | 4   | 1   | 4  | 0  | 2   | 0  | 0   | 7   | 4.8 |     |
| 01/21/2017 | SA | @ | CLE | W. | 1 | - | - | 37   | 2  | 10  | 1  | 2   | .500  | 0   | 0    | ---  | 0  | 0   | ---   | 0    | 4    | 4   | 0   | 1  | 0  | 0   | 0  | 0   | 2   | 4.7 |     |
| 01/23/2017 | SA | @ | BRK | W. | - | - | - | C 38 | 3  | 29  | 4  | 5   | .800  | 0   | 0    | ---  | 2  | 2   | 1.000 | 1    | 7    | 8   | 1   | 4  | 0  | 1   | 2  | 1   | 10  | 4.9 |     |
| 01/24/2017 | SA | @ | TOR | W. | - | - | - | 39   | 3  | 19  | 2  | 3   | .667  | 0   | 0    | ---  | 3  | 4   | .750  | 2    | 3    | 5   | 2   | 2  | 0  | 0   | 1  | 0   | 7   | 4.9 |     |
| 01/27/2017 | SA | @ | NO  | .L | - | - | - | 40   | 3  | 8   | 0  | 1   | .000  | 0   | 0    | ---  | 0  | 0   | ---   | 1    | 4    | 5   | 1   | 1  | 0  | 0   | 0  | 0   | 0   | 4.8 |     |
| 01/29/2017 | SA | v | DAL | .L | - | - | - | 41   | 3  | 14  | 1  | 2   | .500  | 0   | 0    | ---  | 0  | 0   | ---   | 0    | 6    | 6   | 0   | 3  | 0  | 0   | 0  | 0   | 2   | 4.7 |     |
| 01/31/2017 | SA | v | OKC | W. | - | - | - | C 42 | 4  | 17  | 2  | 3   | .667  | 0   | 0    | ---  | 2  | 2   | 1.000 | 2    | 6    | 8   | 0   | 4  | 0  | 3   | 1  | 1   | 6   | 4.8 |     |
| 02/02/2017 | SA | v | PHI | W. | - | - | - | C 43 | 5  | 22  | 5  | 7   | .714  | 0   | 0    | ---  | 3  | 3   | 1.000 | 2    | 8    | 10  | 1   | 4  | 0  | 0   | 2  | 2   | 13  | 5.0 |     |
| 02/04/2017 | SA | v | DEN | W. | - | - | - | C 44 | 6  | 14  | 3  | 3   | 1.000 | 0   | 0    | ---  | 1  | 2   | .500  | 2    | 1    | 3   | 0   | 2  | 0  | 0   | 1  | 0   | 7   | 5.0 |     |
| 02/06/2017 | SA | @ | MEM | .L | - | - | - | C 45 | 7  | 27  | 1  | 3   | .333  | 0   | 0    | ---  | 0  | 0   | ---   | 1    | 11   | 12  | 0   | 3  | 0  | 0   | 0  | 0   | 2   | 4.9 |     |
| 02/08/2017 | SA | @ | PHI | W. | - | - | - | C 46 | 8  | 26  | 4  | 5   | .800  | 0   | 0    | ---  | 2  | 3   | .667  | 2    | 9    | 11  | 3   | 3  | 0  | 0   | 0  | 1   | 10  | 5.0 |     |
| 02/10/2017 | SA | @ | DET | W. | - | - | - | C 47 | 9  | 32  | 8  | 10  | .800  | 0   | 0    | ---  | 1  | 1   | 1.000 | 5    | 12   | 17  | 0   | 3  | 0  | 1   | 3  | 2   | 17  | 5.3 |     |
| 02/12/2017 | SA | @ | NY  | .L | - | - | - | C 48 | 10 | 24  | 1  | 2   | .500  | 0   | 0    | ---  | 1  | 2   | .500  | 1    | 6    | 7   | 0   | 1  | 0  | 2   | 2  | 1   | 3   | 5.3 |     |
| 02/13/2017 | SA | @ | IND | W. | - | - | - | C 49 | 11 | 28  | 3  | 5   | .600  | 0   | 0    | ---  | 0  | 0   | ---   | 5    | 7    | 12  | 1   | 2  | 0  | 0   | 1  | 0   | 6   | 5.3 |     |
| 02/15/2017 | SA | @ | ORL | W. | - | - | - | C 50 | 12 | 29  | 5  | 6   | .833  | 0   | 0    | ---  | 0  | 1   | .000  | 2    | 9    | 11  | 1   | 3  | 0  | 0   | 1  | 1   | 10  | 5.4 |     |
| 02/24/2017 | SA | @ | LAC | W. | - | - | - | C 51 | 13 | 24  | 2  | 3   | .667  | 0   | 0    | ---  | 0  | 0   | ---   | 2    | 10   | 12  | 3   | 2  | 0  | 1   | 2  | 4   | 4   | 5.3 |     |
| 02/26/2017 | SA | @ | LAL | W. | - | - | - | C 52 | 14 | 20  | 4  | 4   | 1.000 | 0   | 0    | ---  | 3  | 4   | .750  | 4    | 5    | 9   | 3   | 1  | 0  | 1   | 1  | 0   | 11  | 5.4 |     |
| 03/01/2017 | SA | v | IND | W. | - | - | - | C 53 | 15 | 16  | 1  | 1   | 1.000 | 0   | 0    | ---  | 2  | 2   | 1.000 | 1    | 2    | 3   | 0   | 2  | 0  | 0   | 1  | 0   | 4   | 5.4 |     |
| 03/03/2017 | SA | @ | NO  | W. | 1 | - | - | C 54 | 16 | 16  | 2  | 3   | .667  | 0   | 0    | ---  | 0  | 0   | ---   | 1    | 4    | 5   | 0   | 6  | 1  | 0   | 1  | 0   | 4   | 5.4 |     |
| 03/04/2017 | SA | v | MIN | W. | 1 | - | - | C 55 | 17 | 18  | 3  | 3   | 1.000 | 0   | 0    | ---  | 0  | 0   | ---   | 2    | 2    | 4   | 1   | 2  | 0  | 0   | 2  | 1   | 6   | 5.4 |     |



# 11

**GUARD**

**6-3 | 190**

**ROOKIE**

**MICHIGAN STATE**

**7/23/93**

## FORBES BIO

**HOW ACQUIRED:** Signed by the Spurs on 7/14/16

**2016-17:** Appeared in 36 games, averaging 2.6 points, 0.6 rebounds and 0.7 assists in 7.9 minutes ... shot .364 from the field and .321 from long-range ... set new career highs in each category as he recorded a game-high 27 points (10-19 FG, 4-9 3FG, 3-3 FT), a team-best 6 assists and 3 rebounds in 29 minutes of action on 4/7 at Dallas ... recorded 8 points (3-6 FG, 2-4 3FG), 3 assists and 2 rebounds on 4/2 vs. Utah ... logged 5 points (2-3 FG, 1-2 3FG), a board and an assist in 11 minutes on 3/13 vs. Atlanta ... tallied 8 points (3-7 FG, 2-5 3FG) along with a rebound on 3/11 vs. Golden State ... scored 8 points (3-4 FG, 2-3 3FG) on 1/24 at Toronto ... scored his first NBA points on 10/29 vs. New Orleans, tallying 2 along with a rebound and a steal ... made his NBA debut on 10/25 at Golden State and saw 3 minutes of action ... sat out ten games with DNP-CD (10/27, 10/30, 11/12, 11/30, 1/21, 1/29, 2/12, 3/21, 3/23, 3/31) ... inactive for 36 games (11/9, 11/14, 11/18, 11/23-11/25, 11/29, 12/2-12/5, 12/8, 12/10, 12/15-12/20, 12/25-1/12, 1/19, 1/31, 2/4-2/8, 2/13-3/6, 4/12).

**2016-17 D-LEAGUE:** In 19 games for the Austin Spurs, averaged 23.4 points, 3.5 rebounds, 2.7 assists and 1.32 steals in 35.5 minutes, shooting .502 (158-315) from the field and .459 (56-122) from long-range.

**CAREER NOTES:** Played two seasons at Michigan State (2014-16), averaging 11.3 points, 1.7 rebounds and 1.2 assists in 27.1 minutes while shooting .458 (182-397) from long range in 74 career games (58 starts) ... helped the Spartans reach the 2015 NCAA Final Four and win the 2016 Big Ten Tournament ... played two seasons at Cleveland State (2012-14), where he averaged 14.2 points, 3.3 rebounds and 2.9 assists in 31.4 minutes over 64 total games with the Vikings ... selected to the All-Horizon Second Team in 2013-14 and named the 2012-13 Horizon League Newcomer of the Year ... originally from Lansing, Mich. (Sexton High School).



# BRYN FORBES GAME-BY-GAME

## Bryn Forbes / San Antonio Spurs

| DATE       | TM | @ | OPP | WL | O | P | G   | GS | MIN | FG | FGA | FG%   | FG3 | FG3A | FG3%  | FT | FTA | FT%   | OREB | DREB | REB | AST | PF | DQ | STL | TO | BLK | PTS | PPG |
|------------|----|---|-----|----|---|---|-----|----|-----|----|-----|-------|-----|------|-------|----|-----|-------|------|------|-----|-----|----|----|-----|----|-----|-----|-----|
| 10/25/2016 | SA | @ | GS  | W. | - | - | 1   | 0  | 4   | 0  | 0   | ---   | 0   | 0    | ---   | 0  | 0   | ---   | 0    | 0    | 0   | 0   | 0  | 0  | 0   | 0  | 0   | 0   | 0.0 |
| 10/27/2016 | SA | @ | SAC | W. | - | - | DNP |    |     |    |     |       |     |      |       |    |     |       |      |      |     |     |    |    |     |    |     |     |     |
| 10/29/2016 | SA | v | NO  | W. | - | - | 2   | 0  | 15  | 1  | 3   | .333  | 0   | 1    | .000  | 0  | 0   | ---   | 0    | 1    | 1   | 0   | 2  | 0  | 1   | 0  | 0   | 2   | 1.0 |
| 10/30/2016 | SA | @ | MIA | W. | - | - | DNP |    |     |    |     |       |     |      |       |    |     |       |      |      |     |     |    |    |     |    |     |     |     |
| 11/01/2016 | SA | v | UTA | .L | - | - | 3   | 0  | 1   | 0  | 0   | ---   | 0   | 0    | ---   | 0  | 0   | ---   | 0    | 0    | 0   | 0   | 0  | 0  | 0   | 0  | 0   | 0   | 0.7 |
| 11/04/2016 | SA | @ | UTA | W. | - | - | 4   | 0  | 3   | 0  | 0   | ---   | 0   | 0    | ---   | 0  | 0   | ---   | 0    | 0    | 0   | 0   | 1  | 0  | 0   | 0  | 0   | 0   | 0.5 |
| 11/05/2016 | SA | v | LAC | .L | - | - | 5   | 0  | 14  | 2  | 4   | .500  | 0   | 2    | .000  | 1  | 1   | 1.000 | 0    | 1    | 1   | 1   | 1  | 0  | 0   | 0  | 0   | 5   | 1.4 |
| 11/09/2016 | SA | v | HOU | .L | - | - | INA |    |     |    |     |       |     |      |       |    |     |       |      |      |     |     |    |    |     |    |     |     |     |
| 11/11/2016 | SA | v | DET | W. | - | - | 6   | 0  | 1   | 0  | 0   | ---   | 0   | 0    | ---   | 0  | 0   | ---   | 0    | 0    | 0   | 0   | 0  | 0  | 0   | 0  | 0   | 0   | 1.2 |
| 11/12/2016 | SA | @ | HOU | W. | - | - | DNP |    |     |    |     |       |     |      |       |    |     |       |      |      |     |     |    |    |     |    |     |     |     |
| 11/14/2016 | SA | v | MIA | W. | - | - | INA |    |     |    |     |       |     |      |       |    |     |       |      |      |     |     |    |    |     |    |     |     |     |
| 11/16/2016 | SA | @ | SAC | W. | - | - | 7   | 0  | 3   | 0  | 2   | .000  | 0   | 1    | .000  | 0  | 0   | ---   | 0    | 0    | 0   | 0   | 0  | 0  | 0   | 0  | 0   | 0   | 1.0 |
| 11/18/2016 | SA | @ | LAL | W. | - | - | INA |    |     |    |     |       |     |      |       |    |     |       |      |      |     |     |    |    |     |    |     |     |     |
| 11/21/2016 | SA | v | DAL | W. | - | - | 8   | 0  | 10  | 1  | 3   | .333  | 1   | 1    | 1.000 | 0  | 0   | ---   | 0    | 1    | 1   | 0   | 1  | 0  | 0   | 0  | 0   | 3   | 1.3 |
| 11/23/2016 | SA | @ | CHA | W. | - | - | INA |    |     |    |     |       |     |      |       |    |     |       |      |      |     |     |    |    |     |    |     |     |     |
| 11/25/2016 | SA | @ | BOS | W. | - | - | INA |    |     |    |     |       |     |      |       |    |     |       |      |      |     |     |    |    |     |    |     |     |     |
| 11/26/2016 | SA | @ | WAS | W. | - | - | 9   | 0  | 1   | 0  | 0   | ---   | 0   | 0    | ---   | 0  | 0   | ---   | 0    | 1    | 1   | 0   | 0  | 0  | 0   | 0  | 0   | 0   | 1.1 |
| 11/29/2016 | SA | v | ORL | .L | - | - | INA |    |     |    |     |       |     |      |       |    |     |       |      |      |     |     |    |    |     |    |     |     |     |
| 11/30/2016 | SA | @ | DAL | W. | - | - | DNP |    |     |    |     |       |     |      |       |    |     |       |      |      |     |     |    |    |     |    |     |     |     |
| 12/02/2016 | SA | v | WAS | W. | - | - | INA |    |     |    |     |       |     |      |       |    |     |       |      |      |     |     |    |    |     |    |     |     |     |
| 12/05/2016 | SA | @ | MIL | W. | - | - | INA |    |     |    |     |       |     |      |       |    |     |       |      |      |     |     |    |    |     |    |     |     |     |
| 12/06/2016 | SA | @ | MIN | W. | - | - | 10  | 0  | 2   | 0  | 1   | .000  | 0   | 1    | .000  | 0  | 0   | ---   | 0    | 0    | 0   | 0   | 1  | 0  | 0   | 0  | 0   | 0   | 1.0 |
| 12/08/2016 | SA | @ | CHI | .L | - | - | INA |    |     |    |     |       |     |      |       |    |     |       |      |      |     |     |    |    |     |    |     |     |     |
| 12/10/2016 | SA | v | BRK | W. | - | - | INA |    |     |    |     |       |     |      |       |    |     |       |      |      |     |     |    |    |     |    |     |     |     |
| 12/14/2016 | SA | v | BOS | W. | - | - | 11  | 0  | 0   | 0  | 0   | ---   | 0   | 0    | ---   | 0  | 0   | ---   | 0    | 0    | 0   | 0   | 0  | 0  | 0   | 0  | 0   | 0   | 0.9 |
| 12/15/2016 | SA | @ | PHO | W. | - | - | INA |    |     |    |     |       |     |      |       |    |     |       |      |      |     |     |    |    |     |    |     |     |     |
| 12/18/2016 | SA | v | NO  | W. | - | - | INA |    |     |    |     |       |     |      |       |    |     |       |      |      |     |     |    |    |     |    |     |     |     |
| 12/20/2016 | SA | @ | HOU | W. | - | - | INA |    |     |    |     |       |     |      |       |    |     |       |      |      |     |     |    |    |     |    |     |     |     |
| 12/22/2016 | SA | @ | LAC | .L | - | - | 12  | 0  | 1   | 0  | 1   | .000  | 0   | 1    | .000  | 0  | 0   | ---   | 0    | 0    | 0   | 0   | 0  | 0  | 0   | 0  | 0   | 0   | 0.8 |
| 12/23/2016 | SA | @ | POR | W. | - | - | 13  | 0  | 2   | 0  | 0   | ---   | 0   | 0    | ---   | 0  | 0   | ---   | 0    | 0    | 0   | 0   | 0  | 0  | 0   | 0  | 0   | 0   | 0.8 |
| 12/25/2016 | SA | v | CHI | W. | - | - | INA |    |     |    |     |       |     |      |       |    |     |       |      |      |     |     |    |    |     |    |     |     |     |
| 12/28/2016 | SA | v | PHO | W. | - | - | INA |    |     |    |     |       |     |      |       |    |     |       |      |      |     |     |    |    |     |    |     |     |     |
| 12/30/2016 | SA | v | POR | W. | - | - | INA |    |     |    |     |       |     |      |       |    |     |       |      |      |     |     |    |    |     |    |     |     |     |
| 01/01/2017 | SA | @ | ATL | .L | 1 | - | INA |    |     |    |     |       |     |      |       |    |     |       |      |      |     |     |    |    |     |    |     |     |     |
| 01/03/2017 | SA | v | TOR | W. | - | - | INA |    |     |    |     |       |     |      |       |    |     |       |      |      |     |     |    |    |     |    |     |     |     |
| 01/05/2017 | SA | @ | DEN | W. | - | - | INA |    |     |    |     |       |     |      |       |    |     |       |      |      |     |     |    |    |     |    |     |     |     |
| 01/07/2017 | SA | v | CHA | W. | - | - | INA |    |     |    |     |       |     |      |       |    |     |       |      |      |     |     |    |    |     |    |     |     |     |
| 01/10/2017 | SA | v | MIL | .L | - | - | INA |    |     |    |     |       |     |      |       |    |     |       |      |      |     |     |    |    |     |    |     |     |     |
| 01/12/2017 | SA | v | LAL | W. | - | - | INA |    |     |    |     |       |     |      |       |    |     |       |      |      |     |     |    |    |     |    |     |     |     |
| 01/14/2017 | SA | @ | PHO | .L | - | - | 14  | 0  | 5   | 1  | 1   | 1.000 | 0   | 0    | ---   | 0  | 0   | ---   | 0    | 1    | 1   | 0   | 1  | 0  | 0   | 0  | 0   | 2   | 0.9 |
| 01/17/2017 | SA | v | MIN | W. | - | - | 15  | 0  | 0   | 0  | 0   | ---   | 0   | 0    | ---   | 0  | 0   | ---   | 0    | 0    | 0   | 0   | 1  | 0  | 0   | 0  | 0   | 0   | 0.8 |
| 01/19/2017 | SA | v | DEN | W. | - | - | INA |    |     |    |     |       |     |      |       |    |     |       |      |      |     |     |    |    |     |    |     |     |     |
| 01/21/2017 | SA | @ | CLE | W. | 1 | - | DNP |    |     |    |     |       |     |      |       |    |     |       |      |      |     |     |    |    |     |    |     |     |     |
| 01/23/2017 | SA | @ | BRK | W. | - | - | 16  | 0  | 13  | 1  | 6   | .167  | 0   | 3    | .000  | 0  | 0   | ---   | 1    | 1    | 2   | 1   | 0  | 0  | 0   | 0  | 0   | 2   | 0.9 |
| 01/24/2017 | SA | @ | TOR | W. | - | - | 17  | 0  | 12  | 3  | 4   | .750  | 2   | 3    | .667  | 0  | 0   | ---   | 0    | 1    | 1   | 0   | 2  | 0  | 0   | 0  | 0   | 8   | 1.3 |
| 01/27/2017 | SA | @ | NO  | .L | - | - | 18  | 0  | 4   | 1  | 2   | .500  | 1   | 1    | 1.000 | 0  | 0   | ---   | 0    | 0    | 0   | 1   | 0  | 0  | 0   | 0  | 0   | 3   | 1.4 |
| 01/29/2017 | SA | v | DAL | .L | - | - | DNP |    |     |    |     |       |     |      |       |    |     |       |      |      |     |     |    |    |     |    |     |     |     |
| 01/31/2017 | SA | v | OKC | W. | - | - | INA |    |     |    |     |       |     |      |       |    |     |       |      |      |     |     |    |    |     |    |     |     |     |
| 02/02/2017 | SA | v | PHI | W. | - | - | 19  | 0  | 3   | 0  | 1   | .000  | 0   | 0    | ---   | 0  | 0   | ---   | 0    | 0    | 0   | 0   | 0  | 0  | 0   | 0  | 0   | 0   | 1.3 |
| 02/04/2017 | SA | v | DEN | W. | - | - | INA |    |     |    |     |       |     |      |       |    |     |       |      |      |     |     |    |    |     |    |     |     |     |
| 02/06/2017 | SA | @ | MEM | .L | - | - | INA |    |     |    |     |       |     |      |       |    |     |       |      |      |     |     |    |    |     |    |     |     |     |
| 02/08/2017 | SA | @ | PHI | W. | - | - | INA |    |     |    |     |       |     |      |       |    |     |       |      |      |     |     |    |    |     |    |     |     |     |
| 02/10/2017 | SA | @ | DET | W. | - | - | 20  | 0  | 1   | 0  | 0   | ---   | 0   | 0    | ---   | 0  | 0   | ---   | 0    | 0    | 0   | 0   | 0  | 0  | 0   | 0  | 0   | 0   | 1.3 |
| 02/12/2017 | SA | @ | NY  | .L | - | - | DNP |    |     |    |     |       |     |      |       |    |     |       |      |      |     |     |    |    |     |    |     |     |     |
| 02/13/2017 | SA | @ | IND | W. | - | - | INA |    |     |    |     |       |     |      |       |    |     |       |      |      |     |     |    |    |     |    |     |     |     |
| 02/15/2017 | SA | @ | ORL | W. | - | - | INA |    |     |    |     |       |     |      |       |    |     |       |      |      |     |     |    |    |     |    |     |     |     |
| 02/24/2017 | SA | @ | LAC | W. | - | - | INA |    |     |    |     |       |     |      |       |    |     |       |      |      |     |     |    |    |     |    |     |     |     |
| 02/26/2017 | SA | @ | LAL | W. | - | - | INA |    |     |    |     |       |     |      |       |    |     |       |      |      |     |     |    |    |     |    |     |     |     |
| 03/01/2017 | SA | v | IND | W. | - | - | INA |    |     |    |     |       |     |      |       |    |     |       |      |      |     |     |    |    |     |    |     |     |     |
| 03/03/2017 | SA | @ | NO  | W. | 1 | - | INA |    |     |    |     |       |     |      |       |    |     |       |      |      |     |     |    |    |     |    |     |     |     |
| 03/04/2017 | SA | v | MIN | W. | 1 | - | INA |    |     |    |     |       |     |      |       |    |     |       |      |      |     |     |    |    |     |    |     |     |     |
| 03/06/2017 | SA | v | HOU | W. | - | - | INA |    |     |    |     |       |     |      |       |    |     |       |      |      |     |     |    |    |     |    |     |     |     |
| 03/08/2017 | SA | v | SAC | W. | - | - | 21  | 0  | 0   | 0  | 0   | ---   | 0   | 0    | ---   | 0  | 0   | ---   | 0    | 0    | 0   | 0   | 0  | 0  | 0   | 0  | 0   | 0   | 1.2 |
| 03/09/2017 | SA | @ | OKC | .L | - | - | 22  | 0  | 16  | 1  | 4   | .250  | 0   | 2    | .000  | 0  | 0   | ---   | 0    | 2    | 2   | 1   | 0  | 0  | 0   | 2  | 0   | 2   | 1.2 |
| 03/11/2017 | SA | v | GS  | W. | - | - | 23  | 0  | 25  | 3  | 7   | .429  | 2   | 5    | .400  | 0  | 0   | ---   | 0    | 1    | 1   | 0   | 1  | 0  | 0   | 1  | 0   | 8   | 1.5 |
| 03/13/2017 | SA | v | ATL | W. | - | - | 24  | 0  | 11  | 2  | 3   | .667  | 1   | 2    | .500  | 0  | 0   | ---   | 0    | 1    | 1   | 1   | 0  | 0  | 0   | 0  | 0   | 5   | 1.7 |
| 03/15/2017 | SA | v | POR | .L | - | - | 25  | 0  | 9   | 1  | 2   | .500  | 0   | 0    | ---   | 0  | 0   | ---   | 0    | 0    | 0   | 0   | 0  | 0  | 0   | 1  | 0   | 2   | 1.7 |
| 03/18/2017 | SA | @ | MEM | .L | - | - | 26  | 0  | 1   | 1  | 1   | 1.000 | 1   | 1    | 1.000 | 0  | 0   | ---   | 0    | 0    | 0   | 0   | 0  | 0  | 0   | 0  | 0   | 3   | 1.7 |
| 03/19/2017 | SA | v | SAC | W. | - | - | 27  | 0  | 11  | 0  | 5   | .000  | 0   | 2    | .000  | 1  | 2   | .500  | 0    | 0    | 0   | 1   | 1  | 0  | 0   | 0  | 0   | 1   | 1.7 |
| 03/21/2017 | SA | @ | MIN | W. | - | - | DNP |    |     |    |     |       |     |      |       |    |     |       |      |      |     |     |    |    |     |    |     |     |     |
| 03/23/2017 | SA | v | MEM | W. | - | - | DNP |    |     |    |     |       |     |      |       |    |     |       |      |      |     |     |    |    |     |    |     |     |     |
| 03/25/2017 | SA | v | NY  | W. | - | - | 28  | 0  | 1   | 0  | 0   | ---   | 0   | 0    | ---   | 0  | 0   | ---   | 0    | 1    | 1   | 0   | 0  | 0  | 0   | 0  | 0   | 0   | 1.6 |
| 03/27/2017 | SA | v | CLE | W. | - | - | 29  | 0  | 11  | 1  | 6   | .167  | 0   | 1    | .000  | 0  | 0   | ---   | 0    | 1    | 1   | 1   | 0  |    |     |    |     |     |     |





## GASOL BIO



# 16

**FORWARD/CENTER**

**7-0 | 250**

**16TH SEASON**

**SPAIN**

**7/6/80**

**HOW ACQUIRED:** Signed by the Spurs on 7/14/16.

**2016-17:** Started in 39 of his 64 games this season, averaging 12.4 points, 7.8 rebounds, 2.3 assists and 1.09 blocks in 25.4 minutes ... shot .502 from the field, .538 from three-point range and .707 from the free throw line ... scored in double figures 42 times and logged 11 double-doubles ... led the team in rebounding 26 times and in blocks 17 times ... led the team in scoring and rebounding with his 22 points (7-11 FG, 2-2 3FG, 6-9 FT) and 9 boards on 3/19 vs. Sacramento ... notched a double-double of 13 points (4-10 FG, 2-4 3FG, 3-4 FT) and 10 rebounds as well as 4 assists and 4 blocks in 27 minutes on 3/13 vs. Atlanta ... in his first game back after missing 15 games with a hand injury, tallied a double-double of 17 points (5-7 FG, 3-3 3FG, 4-4 FT) and 11 rebounds on 2/24 at L.A. Clippers ... registered the Spurs third-best perfect field shooting night by going 9-for-9 to tally 22 points along with 9 rebounds and 6 assists in 25 minutes on 1/12 vs. L.A. Lakers ... recorded his sixth double-double of the season with 16 points (6-12 FG, 4-5 FT) and 10 rebounds on 12/28 vs. Phoenix ... scored 21 points (6-12 FG, 1-2 3FG, 8-8 FT) to go with 9 rebounds, 2 assists and 2 blocks on 12/22 at L.A. Clippers ... logged a double-double of 10 points (5-8 FG) and 10 rebounds on 12/20 at Houston ... recorded his fourth double-double this year of 17 points (7-12 FG, 1-2 3FG, 2-2 FT) and a game-high 13 rebounds as well as 6 assists on 12/14 vs. Boston ... registered his third double-double of the season of 13 points (6-11 FG, 1-3 3FG) and a team-leading 10 rebounds on 12/8 at Chicago ... tallied a double-double of 19 points (8-16 FG, 1-2 3FG) and 10 rebounds along with 2 assists and 2 blocks on 12/2 vs. Washington ... registered a season and team-high 24 points (10-17 FG, 4-7 FT) with 9 rebounds, 2 assists and 2 blocks on 11/16 at Sacramento ... recorded a team-high 6 assists with 15 points (5-10 FG, 5-8 FT), 7 rebounds and 2 blocks on 11/12 at Houston ... scored a game-high 21 points (10-16 FG, 1-3 3FG), 9 rebounds, 6 assists and 2 blocks on 11/11 vs. Detroit ... scored 11 points (3-5 FG, 1-2 3FG, 4-6 FT) and 4 rebounds along with his 3,500th career assist on 11/5 vs. L.A. Clippers ... registered a double-double on 10/30 at Miami with 20 points (9-18 FG, 1-2 3FG, 1-2 FT) and 11 rebounds along with 3 assists and 2 blocks ... sat out three games on rest (11/30, 12/23, 4/7) ... missed 15 games with a fractured left fourth metacarpal (1/19-2/15).

**CAREER NOTES:** A two-time NBA Champion (2009, 2010) ... was named to the All-NBA Second Team in 2011 and 2015 and the All-NBA Third Team in 2009 and 2010 ... the 2002 NBA Rookie of the Year, just one of two non-Americans to win the award ... a member of the 2001-02 NBA All-Rookie First Team ... a six-time NBA All-Star (2006, 2009, 2010, 2011, 2015 and 2016) ... one of six players in NBA history to reach 19,000 points, 10,000 rebounds, 3,000 assists and 1,500 blocks in his career, along with Kareem Abdul-Jabbar, Hakeem Olajuwon, Shaquille O'Neal, Kevin Garnett and Tim Duncan ... received the 2011-12 J. Walter Kennedy Citizenship Award and was a recipient of the inaugural season-long Kia Community Assist Award, in recognition of outstanding efforts in the community and ongoing philanthropic and charitable work ... selected Western Conference Player of the Month in February 2009 ... named the NBA Player of the Week seven times ... over the span of 15 NBA seasons has played in 1,055 regular season games, averaging 18.2 points, 9.5 rebounds, 3.3 assists and 1.68 blocks in 35.3 minutes ... has posted nine career regular season triple-doubles and 504 double-doubles ... among active players he ranks fourth in rebounds (10,048) and blocks (1,777) ... has appeared in 115 playoff games, averaging 16.9 points, 9.6 rebounds, 3.4 assists and 1.89 blocks in 38.0 minutes ... among active NBA players in playoff action, he ranks third in blocks (217) and sixth in rebounds (1,108) ... among foreign-born players ranks fourth all-time in points (19,209) and rebounds (10,048) ... was named the 2008, 2009 and 2010 European Player of the Year by La Gazzetta dello Sport ... a two-time winner of the FIBA Europe Player of the Year award in 2008 and 2009 ... has been a member of the Spanish National Team since 2001 ... was selected MVP of the 2006 FIBA World Championships, as he led Spain to the gold medal ... guided Spain to silver medals in the 2008 Beijing and 2012 London Olympic games and a bronze medal at the 2016 Rio Olympics ... led Spain to its first-ever European gold medal at the 2009 Eurobasket Championships (MVP of tournament) and helped them repeat as champions again in 2011 and in 2015 (MVP of tournament) ... prior to his NBA career played three seasons with FC Barcelona (1998-2001) in the Spanish ACB League ... led Barcelona to the Spanish League championship in 1999 and 2001 and was named the Spanish League Finals MVP in 2001.

## NBA PLAYOFF STATISTICS

| Year          | TEAM | G          | MINS        | FGM-FGA         | PCT         | FTM-FTA        | FT%         | FG3-FG3A    | PCT         | OFF-DEF-TOT         | R/G        | AST        | A/G        | PF         | DQ       | STL       | BLK        | PTS         | AVG         |
|---------------|------|------------|-------------|-----------------|-------------|----------------|-------------|-------------|-------------|---------------------|------------|------------|------------|------------|----------|-----------|------------|-------------|-------------|
| 03-04         | MEM  | 4          | 134         | 28-49           | .571        | 18-20          | .900        | 0-0         | ---         | 4-16-20             | 5.0        | 10         | 2.5        | 10         | 0        | 4         | 6          | 74          | 18.5        |
| 04-05         | MEM  | 4          | 133         | 39-80           | .488        | 6-12           | .500        | 1-1         | 1.000       | 15-15-30            | 7.5        | 10         | 2.5        | 12         | 0        | 2         | 7          | 85          | 21.3        |
| 05-06         | MEM  | 4          | 158         | 29-67           | .433        | 23-30          | .767        | 0-1         | .000        | 4-23-27             | 6.8        | 12         | 3.0        | 11         | 0        | 2         | 5          | 81          | 20.3        |
| 07-08         | LAL  | 21         | 836         | 141-266         | .530        | 72-104         | .692        | 0-0         | ---         | 55-140-195          | 9.3        | 83         | 4.0        | 60         | 0        | 11        | 40         | 354         | 16.9        |
| 08-09         | LAL  | 23         | 931         | 160-276         | .580        | 100-140        | .714        | 0-0         | ---         | 68-181-249          | 10.8       | 58         | 2.5        | 69         | 1        | 19        | 45         | 420         | 18.3        |
| 09-10         | LAL  | 23         | 913         | 165-306         | .539        | 120-158        | .759        | 0-3         | .000        | 92-163-255          | 11.1       | 81         | 3.5        | 63         | 1        | 9         | 48         | 450         | 19.6        |
| 10-11         | LAL  | 10         | 358         | 47-112          | .420        | 36-45          | .800        | 1-2         | .500        | 32-46-78            | 7.8        | 38         | 3.8        | 33         | 0        | 4         | 17         | 131         | 13.1        |
| 11-12         | LAL  | 12         | 444         | 62-143          | .434        | 24-29          | .828        | 2-5         | .400        | 38-76-114           | 9.5        | 44         | 3.7        | 36         | 0        | 6         | 25         | 150         | 12.5        |
| 12-13         | LAL  | 4          | 146         | 25-52           | .481        | 6-11           | .545        | 0-0         | ---         | 7-39-46             | 11.5       | 26         | 6.5        | 4          | 0        | 2         | 3          | 56          | 14.0        |
| 14-15         | CHI  | 10         | 317         | 56-115          | .487        | 32-42          | .762        | 0-4         | .000        | 17-77-94            | 9.4        | 31         | 3.1        | 18         | 0        | 5         | 21         | 144         | 14.4        |
| <b>TOTALS</b> |      | <b>115</b> | <b>4368</b> | <b>752-1466</b> | <b>.513</b> | <b>437-591</b> | <b>.739</b> | <b>4-16</b> | <b>.250</b> | <b>332-776-1108</b> | <b>9.6</b> | <b>393</b> | <b>3.4</b> | <b>316</b> | <b>2</b> | <b>64</b> | <b>217</b> | <b>1945</b> | <b>16.9</b> |



# PAU GASOL GAME-BY-GAME

## Pau Gasol / San Antonio Spurs

| DATE       | TM | @ | OPP | WL | O | P   | G  | GS | MIN | FG | FGA | FG%   | FG3 | FG3A | FG3%  | FT | FTA | FT%   | OREB | DREB | REB | AST | PF | DQ | STL | TO | BLK | PTS | PPG  |
|------------|----|---|-----|----|---|-----|----|----|-----|----|-----|-------|-----|------|-------|----|-----|-------|------|------|-----|-----|----|----|-----|----|-----|-----|------|
| 10/25/2016 | SA | @ | GS  | W. | - | C   | 1  | 1  | 18  | 1  | 4   | .250  | 0   | 0    | ---   | 0  | 0   | ---   | 0    | 4    | 4   | 1   | 3  | 0  | 0   | 1  | 0   | 2   | 2.0  |
| 10/27/2016 | SA | @ | SAC | W. | - | C   | 2  | 2  | 21  | 3  | 7   | .429  | 1   | 1    | 1.000 | 0  | 0   | ---   | 0    | 6    | 6   | 1   | 2  | 0  | 1   | 3  | 1   | 7   | 4.5  |
| 10/29/2016 | SA | v | NO  | W. | - | C   | 3  | 3  | 22  | 3  | 6   | .500  | 1   | 1    | 1.000 | 2  | 2   | 1.000 | 1    | 7    | 8   | 5   | 0  | 0  | 0   | 1  | 0   | 9   | 6.0  |
| 10/30/2016 | SA | @ | MIA | W. | - | C   | 4  | 4  | 31  | 9  | 18  | .500  | 1   | 2    | .500  | 1  | 2   | .500  | 3    | 8    | 11  | 3   | 2  | 0  | 0   | 0  | 2   | 20  | 9.5  |
| 11/01/2016 | SA | v | UTA | .L | - | C   | 5  | 5  | 27  | 4  | 8   | .500  | 0   | 1    | 1.000 | 0  | 0   | ---   | 1    | 7    | 8   | 2   | 3  | 0  | 0   | 0  | 3   | 8   | 9.2  |
| 11/04/2016 | SA | @ | UTA | W. | - | C   | 6  | 6  | 23  | 4  | 9   | .444  | 0   | 0    | ---   | 0  | 0   | ---   | 1    | 5    | 6   | 2   | 0  | 0  | 0   | 1  | 2   | 8   | 9.0  |
| 11/05/2016 | SA | v | LAC | .L | - | C   | 7  | 7  | 21  | 3  | 5   | .600  | 1   | 2    | .500  | 4  | 6   | .667  | 1    | 3    | 4   | 1   | 1  | 0  | 0   | 2  | 1   | 11  | 9.3  |
| 11/09/2016 | SA | v | HOU | .L | - | C   | 8  | 8  | 13  | 1  | 2   | .500  | 0   | 0    | ---   | 0  | 0   | ---   | 1    | 6    | 7   | 1   | 1  | 0  | 1   | 1  | 0   | 2   | 8.4  |
| 11/11/2016 | SA | v | DET | W. | - | C   | 9  | 9  | 36  | 10 | 16  | .625  | 1   | 3    | .333  | 0  | 0   | ---   | 4    | 5    | 9   | 6   | 2  | 0  | 1   | 1  | 2   | 21  | 9.8  |
| 11/12/2016 | SA | @ | HOU | W. | - | C   | 10 | 10 | 32  | 5  | 10  | .500  | 0   | 1    | 1.000 | 5  | 8   | .625  | 1    | 6    | 7   | 6   | 3  | 0  | 0   | 1  | 2   | 15  | 10.3 |
| 11/14/2016 | SA | v | MIA | W. | - | C   | 11 | 11 | 31  | 6  | 15  | .400  | 0   | 1    | 1.000 | 0  | 2   | .000  | 2    | 6    | 8   | 2   | 2  | 0  | 1   | 1  | 1   | 12  | 10.5 |
| 11/16/2016 | SA | @ | SAC | W. | - | C   | 12 | 12 | 31  | 10 | 17  | .588  | 0   | 1    | 1.000 | 4  | 7   | .571  | 1    | 6    | 7   | 2   | 3  | 0  | 0   | 0  | 2   | 24  | 11.6 |
| 11/18/2016 | SA | @ | LAL | W. | - | C   | 13 | 13 | 28  | 6  | 13  | .462  | 0   | 0    | ---   | 4  | 4   | 1.000 | 0    | 5    | 5   | 2   | 3  | 0  | 0   | 2  | 2   | 16  | 11.9 |
| 11/21/2016 | SA | v | DAL | W. | - | C   | 14 | 14 | 28  | 7  | 13  | .538  | 1   | 1    | 1.000 | 1  | 2   | .500  | 0    | 8    | 8   | 2   | 1  | 0  | 0   | 3  | 0   | 16  | 12.2 |
| 11/23/2016 | SA | @ | CHA | W. | - | C   | 15 | 15 | 30  | 4  | 8   | .500  | 1   | 2    | .500  | 0  | 0   | ---   | 1    | 7    | 8   | 5   | 0  | 0  | 3   | 0  | 1   | 9   | 12.0 |
| 11/25/2016 | SA | @ | BOS | W. | - | C   | 16 | 16 | 17  | 0  | 5   | .000  | 0   | 1    | 1.000 | 0  | 0   | ---   | 0    | 5    | 5   | 2   | 1  | 0  | 0   | 1  | 1   | 0   | 11.3 |
| 11/26/2016 | SA | @ | WAS | W. | - | C   | 17 | 17 | 29  | 4  | 7   | .571  | 0   | 1    | 1.000 | 0  | 0   | ---   | 2    | 8    | 10  | 2   | 3  | 0  | 1   | 2  | 1   | 8   | 11.1 |
| 11/29/2016 | SA | v | ORL | .L | - | C   | 18 | 18 | 22  | 2  | 6   | .333  | 0   | 1    | 1.000 | 2  | 2   | 1.000 | 2    | 4    | 6   | 3   | 0  | 0  | 0   | 0  | 0   | 6   | 10.8 |
| 11/30/2016 | SA | @ | DAL | W. | - | INA |    |    |     |    |     |       |     |      |       |    |     |       |      |      |     |     |    |    |     |    |     |     |      |
| 12/02/2016 | SA | v | WAS | W. | - | C   | 19 | 19 | 34  | 8  | 16  | .500  | 1   | 2    | .500  | 2  | 8   | .250  | 4    | 6    | 10  | 2   | 0  | 0  | 1   | 1  | 2   | 19  | 11.2 |
| 12/05/2016 | SA | @ | MIL | W. | - | C   | 20 | 20 | 27  | 6  | 9   | .667  | 2   | 2    | 1.000 | 1  | 1   | 1.000 | 2    | 7    | 9   | 1   | 1  | 0  | 0   | 2  | 1   | 15  | 11.4 |
| 12/06/2016 | SA | @ | MIN | W. | - | C   | 21 | 21 | 26  | 4  | 10  | .400  | 2   | 3    | .667  | 1  | 2   | .500  | 1    | 6    | 7   | 1   | 2  | 0  | 0   | 1  | 0   | 11  | 11.4 |
| 12/08/2016 | SA | @ | CHI | .L | - | C   | 22 | 22 | 31  | 6  | 11  | .545  | 1   | 3    | .333  | 0  | 0   | ---   | 2    | 8    | 10  | 3   | 0  | 0  | 0   | 1  | 1   | 13  | 11.5 |
| 12/10/2016 | SA | v | BRK | W. | - | C   | 23 | 23 | 25  | 6  | 13  | .462  | 1   | 1    | 1.000 | 2  | 3   | .667  | 0    | 5    | 5   | 4   | 5  | 0  | 0   | 3  | 1   | 15  | 11.6 |
| 12/14/2016 | SA | v | BOS | W. | - | C   | 24 | 24 | 35  | 7  | 12  | .583  | 1   | 2    | .500  | 2  | 2   | 1.000 | 1    | 12   | 13  | 6   | 0  | 0  | 2   | 0  | 1   | 17  | 11.8 |
| 12/15/2016 | SA | @ | PHO | W. | - | C   | 25 | 25 | 24  | 8  | 12  | .667  | 0   | 1    | 1.000 | 2  | 2   | 1.000 | 2    | 7    | 9   | 3   | 1  | 0  | 0   | 2  | 0   | 18  | 12.1 |
| 12/18/2016 | SA | v | NO  | W. | - | C   | 26 | 26 | 24  | 3  | 7   | .429  | 0   | 0    | ---   | 1  | 4   | .250  | 5    | 9    | 14  | 4   | 1  | 0  | 0   | 1  | 2   | 7   | 11.9 |
| 12/20/2016 | SA | @ | HOU | W. | - | C   | 27 | 27 | 26  | 5  | 8   | .625  | 0   | 0    | ---   | 0  | 0   | ---   | 1    | 9    | 10  | 2   | 3  | 0  | 0   | 2  | 2   | 10  | 11.8 |
| 12/22/2016 | SA | @ | LAC | .L | - | C   | 28 | 28 | 32  | 6  | 12  | .500  | 1   | 2    | .500  | 8  | 8   | 1.000 | 5    | 4    | 9   | 2   | 3  | 0  | 0   | 2  | 2   | 21  | 12.1 |
| 12/23/2016 | SA | @ | POR | W. | - | INA |    |    |     |    |     |       |     |      |       |    |     |       |      |      |     |     |    |    |     |    |     |     |      |
| 12/25/2016 | SA | v | CHI | W. | - | C   | 29 | 29 | 24  | 5  | 8   | .625  | 1   | 1    | 1.000 | 1  | 3   | .333  | 2    | 5    | 7   | 1   | 1  | 0  | 0   | 0  | 1   | 12  | 12.1 |
| 12/28/2016 | SA | v | PHO | W. | - | C   | 30 | 30 | 29  | 6  | 12  | .500  | 0   | 2    | .000  | 4  | 5   | .800  | 2    | 8    | 10  | 1   | 1  | 0  | 2   | 2  | 1   | 16  | 12.3 |
| 12/30/2016 | SA | v | POR | W. | - | C   | 31 | 31 | 23  | 4  | 11  | .364  | 0   | 0    | ---   | 2  | 2   | 1.000 | 2    | 5    | 7   | 3   | 2  | 0  | 1   | 1  | 0   | 10  | 12.2 |
| 01/01/2017 | SA | @ | ATL | .L | 1 | C   | 32 | 32 | 38  | 6  | 10  | .600  | 1   | 1    | 1.000 | 5  | 6   | .833  | 1    | 8    | 9   | 2   | 3  | 0  | 1   | 3  | 1   | 18  | 12.4 |
| 01/03/2017 | SA | v | TOR | W. | - | C   | 33 | 33 | 19  | 1  | 6   | .167  | 0   | 0    | ---   | 3  | 4   | .750  | 0    | 4    | 4   | 3   | 1  | 0  | 0   | 0  | 4   | 5   | 12.2 |
| 01/05/2017 | SA | @ | DEN | W. | - | C   | 34 | 34 | 35  | 7  | 8   | .875  | 1   | 1    | 1.000 | 2  | 3   | .667  | 1    | 8    | 9   | 4   | 3  | 0  | 0   | 1  | 2   | 17  | 12.3 |
| 01/07/2017 | SA | v | CHA | W. | - | C   | 35 | 35 | 20  | 2  | 7   | .286  | 1   | 2    | .500  | 0  | 0   | ---   | 1    | 4    | 5   | 3   | 2  | 0  | 1   | 0  | 2   | 5   | 12.1 |
| 01/10/2017 | SA | v | MIL | .L | - | C   | 36 | 36 | 28  | 3  | 9   | .333  | 0   | 1    | 1.000 | 0  | 0   | ---   | 3    | 8    | 11  | 4   | 0  | 0  | 0   | 2  | 0   | 6   | 11.9 |
| 01/12/2017 | SA | v | LAL | W. | - | C   | 37 | 37 | 26  | 9  | 9   | 1.000 | 0   | 0    | ---   | 4  | 5   | .800  | 2    | 7    | 9   | 6   | 3  | 0  | 0   | 2  | 1   | 22  | 12.2 |
| 01/14/2017 | SA | @ | PHO | .L | - | C   | 38 | 38 | 27  | 1  | 4   | .250  | 0   | 0    | ---   | 1  | 6   | .167  | 0    | 10   | 10  | 2   | 2  | 0  | 0   | 1  | 0   | 3   | 11.9 |
| 01/17/2017 | SA | v | MIN | W. | - | C   | 39 | 39 | 17  | 1  | 2   | .500  | 0   | 0    | ---   | 1  | 2   | .500  | 1    | 4    | 5   | 1   | 2  | 0  | 0   | 1  | 0   | 3   | 11.7 |
| 01/19/2017 | SA | v | DEN | W. | - | DNP |    |    |     |    |     |       |     |      |       |    |     |       |      |      |     |     |    |    |     |    |     |     |      |
| 01/21/2017 | SA | @ | CLE | W. | 1 | INA |    |    |     |    |     |       |     |      |       |    |     |       |      |      |     |     |    |    |     |    |     |     |      |
| 01/23/2017 | SA | @ | BRK | W. | - | INA |    |    |     |    |     |       |     |      |       |    |     |       |      |      |     |     |    |    |     |    |     |     |      |
| 01/24/2017 | SA | @ | TOR | W. | - | INA |    |    |     |    |     |       |     |      |       |    |     |       |      |      |     |     |    |    |     |    |     |     |      |
| 01/27/2017 | SA | @ | NO  | .L | - | INA |    |    |     |    |     |       |     |      |       |    |     |       |      |      |     |     |    |    |     |    |     |     |      |
| 01/29/2017 | SA | v | DAL | .L | - | INA |    |    |     |    |     |       |     |      |       |    |     |       |      |      |     |     |    |    |     |    |     |     |      |
| 01/31/2017 | SA | v | OKC | W. | - | INA |    |    |     |    |     |       |     |      |       |    |     |       |      |      |     |     |    |    |     |    |     |     |      |
| 02/02/2017 | SA | v | PHI | W. | - | INA |    |    |     |    |     |       |     |      |       |    |     |       |      |      |     |     |    |    |     |    |     |     |      |
| 02/04/2017 | SA | v | DEN | W. | - | INA |    |    |     |    |     |       |     |      |       |    |     |       |      |      |     |     |    |    |     |    |     |     |      |
| 02/06/2017 | SA | @ | MEM | .L | - | INA |    |    |     |    |     |       |     |      |       |    |     |       |      |      |     |     |    |    |     |    |     |     |      |
| 02/08/2017 | SA | @ | PHI | W. | - | INA |    |    |     |    |     |       |     |      |       |    |     |       |      |      |     |     |    |    |     |    |     |     |      |
| 02/10/2017 | SA | @ | DET | W. | - | INA |    |    |     |    |     |       |     |      |       |    |     |       |      |      |     |     |    |    |     |    |     |     |      |
| 02/12/2017 | SA | @ | NY  | .L | - | INA |    |    |     |    |     |       |     |      |       |    |     |       |      |      |     |     |    |    |     |    |     |     |      |
| 02/13/2017 | SA | @ | IND | W. | - | INA |    |    |     |    |     |       |     |      |       |    |     |       |      |      |     |     |    |    |     |    |     |     |      |
| 02/15/2017 | SA | @ | ORL | W. | - | INA |    |    |     |    |     |       |     |      |       |    |     |       |      |      |     |     |    |    |     |    |     |     |      |
| 02/24/2017 | SA | @ | LAC | W. | - | -   | 40 | 39 | 27  | 5  | 7   | .714  | 3   | 3    | 1.000 | 4  | 4   | 1.000 | 5    | 7    | 12  | 2   | 3  | 0  | 0   | 2  | 1   | 17  | 11.9 |
| 02/26/2017 | SA | @ | LAL | W. | - | -   | 41 | 39 | 20  | 6  | 12  | .500  | 2   | 2    | 1.000 | 1  | 1   | 1.000 | 0    | 7    | 7   | 0   | 2  | 0  | 1   | 0  | 1   | 15  | 11.9 |
| 03/01/2017 | SA | v | IND | W. | - | -   | 42 | 39 | 21  | 4  | 7   | .571  | 2   | 4    | .500  | 8  | 8   | 1.000 | 0    | 4    | 4   | 2   | 1  | 0  | 0   | 3  | 2   | 18  | 12.1 |
| 03/03/2017 | SA | @ | NO  | W. | 1 | -   | 43 | 39 | 36  | 4  | 10  | .400  | 1   | 5    | .200  | 4  | 8   | .500  | 3    | 6    | 9   | 2   | 4  | 0  | 0   | 2  | 0   | 13  | 12.1 |
| 03/04/2017 | SA | v | MIN | W. | 1 | -   | 44 | 39 | 30  | 7  | 10  | .700  | 2   | 4    | .500  | 1  | 3   | .333  | 3    | 5    | 8   | 3   | 2  | 0  | 0   | 1  | 1   | 17  | 12.2 |
| 03/06/2017 | SA | v | HOU | W. | - | -   | 45 | 39 | 17  | 3  | 12  | .250  | 1   | 2    | .500  | 1  | 2   | .500  | 0    | 6    | 6   | 1   | 0  | 0  | 0   | 0  | 1   | 8   | 12.1 |
| 03/08/2017 | SA | v | SAC | W. | - | -   | 46 | 39 | 16  | 2  | 5   | .400  | 0   | 0    | ---   | 3  | 4   | .750  | 1    | 3    | 4   | 2   | 1  | 0  | 0   | 0  | 0   | 7   | 12.0 |
| 03/09/2017 | SA | @ | OKC | .L | - | -   | 47 | 39 | 24  | 8  | 14  | .571  | 2   | 2    | 1.000 | 0  | 0   | ---   | 3    | 4    | 7   | 1   | 1  | 0  | 0   | 0  | 0   | 18  | 12.1 |
| 03/11/2017 | SA | v | GS  |    |   |     |    |    |     |    |     |       |     |      |       |    |     |       |      |      |     |     |    |    |     |    |     |     |      |

# MANU GINOBILI



## GINOBILI BIO



**20**  
GUARD

6-6 | 205

15TH SEASON

ARGENTINA

7/28/1977

**HOW ACQUIRED:** Second round pick in 1999 NBA Draft, 57th overall selection

**2015-16:** Appeared in 69 games, averaging 7.5 points, 2.3 rebounds, 2.7 assists and 1.19 steals in 18.7 minutes ... shot .390 from the field, .392 from three-point range and .804 from the free throw line ... scored in double figures 22 times ... led the team in steals 19 times and in assists nine times ... logged 3-or-more assists in 35 games ... set a new season-high in scoring with his 19 points (7-15 FG, 3-7 3FG, 2-2 FT) as well as 5 assists, 4 rebounds and 3 steals on 3/8 vs. Sacramento ... scored 18 points (5-6 FG, 4-5 3FG, 4-4 FT) on 2/4 vs. Denver ... logged 16 points (3-7 FG, 2-4 3FG, 8-8 FT), 3 assists and 2 rebounds on 1/14 at Phoenix ... notched 14 points (4-8 FG, 2-5 3FG, 4-4 FT), 7 rebounds and 2 assists on 12/30 vs. Portland ... registered 12 points (3-9 FG, 2-4 3FG, 4-4 FT), 5 rebounds, 3 assists, 3 blocks and 2 steals in 19 minutes on 12/28 vs. Phoenix ... recorded 17 points (6-9 FG, 3-5 3FG, 2-2 FT) on 12/18 vs. New Orleans ... on 12/14 vs. Boston, registered 12 points, 4 assists and 2 rebounds in 21 minutes ... finished with 13 points (4-6 FG, 1-3 3FG, 4-4 FT) by hitting buzzer-beaters to end the first and second quarters to go along with 7 assists and 3 steals in 24 minutes on 12/2 vs. Washington ... scored 13 points (4-9 FG, 2-5 3FG, 3-4 FT), 6 rebounds, 3 assists and 2 steals in 22 minutes on 11/29 vs. Orlando ... registered 12 points (5-7 FG, 2-2 3FG), 2 rebounds and 3 assists in 15 minutes on 11/12 at Houston ... scored 10 points without missing a shot from the field (4-4 FG, 2-2 3FG) on 11/11 vs. Detroit ... tallied 8 points, 5 assists and 3 rebounds in 19 minutes on 10/27 at Sacramento ... recorded 10 points, 5 rebounds and 2 assists at on 10/25 Golden State ... sat out nine games due to rest (10/29, 11/26, 11/30, 12/22-12/23, 3/4, 3/9, 3/19, 4/2) ... one game DNP-CD (12/6) ... missed one game with back spasms (1/23) ... sat out two games with a right quad contusion (4/5-4/7).

**CAREER NOTES:** Is in his 15th season in the NBA, all with the Spurs ... he and Bill Bradley are the only two players to win an Olympic gold medal, an NBA Championship and a Euroleague Championship ... the NBA's Sixth Man of the Year in 2008 ... named to the All-NBA Third Team in 2008 and 2011 (first South American – and first sixth man – to earn All-NBA honors) ... a two-time NBA All-Star (2005 and 2011) ... named to the NBA All-Rookie Second Team in 2003 ... has appeared in 923 regular season games, averaging 14.0 points, 4.0 assists, 3.7 rebounds and 1.37 steals in 26.3 minutes per contest ... has seen action in 197 playoff games, averaging 14.7 points, 4.2 rebounds, 3.9 assists and 1.37 steals in 28.9 minutes ... the Spurs all-time leader in 3PT-FG made (1,342) and attempted (3,636) ... among Spurs all-time leaders ranks second in steals (1,267), fourth in games played (923), FT made (3,184) and rebounds (3,398), fifth in points (12,950) and assists (3,655) ... in Spurs playoff history ranks first in steals (269), 3PT-FG made (309) and attempted (847), second in assists (772) and FT made (774), third in games played (197), points (2,903) and rebounds (820) ... among all-time leaders in career playoff action ranks third in 3PT-FG made (309) and 10th in games played (197) ... among active NBA players in postseason actions ranks third in steals (269), sixth in assists (747), seventh in free throws made (792), eighth in minutes played (5,686) and points (2,903), ninth in field goals made (901) ... selected by San Antonio in the second round of the 1999 NBA Draft with 57th overall pick ... signed with the Spurs on 7/18/02 ... has re-signed with San Antonio five times (7/15/04, 4/9/10, 7/11/13, 7/20/15 and most recently on 7/14/16) ... received the 2010 Konex Award of Light, which is the highest honor given by the Konex Foundation, based on his professional basketball accomplishments over the past decade ... in 2004 was named Argentina's Athlete of the Decade by TyC Sports (Argentina's version of ESPN) ... a three-time winner of Clarin's Premio Consagracion de Oro award (2002, 2004 and 2005) ... the annual award recognizes Argentina's athlete of the year ... named Fox Sports Español's Latin American Basketball Player of the Year three times (2003, 2004 and 2005) ... made his pro debut in Argentina with Andino in 1995-96 ... played for Argentina's Estudiantes Bahia Blanca in 1996-97 and 1997-98 ... then moved to Italy ... spent two seasons – 1998-99 and 1999-2000 – with Basket Viola Reggio Calabria before joining Virtus Bologna for the 2000-01 season ... the 2001 Euroleague Finals MVP ... named the Italian League MVP in both 2000-01 and 2001-02 ... has been a member of the Argentinean National Team since 1998 ... named to the All-Tournament Team at the 2002 World Championship leading Argentina to a silver medal ... led Argentina to a second place finish in the 2003 FIBA Americas Men's Olympic Qualifying Tournament ... named the MVP of the 2004 Olympics after leading Argentina to the gold medal, averaging 19.3 points, 4.0 rebounds, 3.3 assists and 1.38 steals in 29.9 minutes in eight games ... named to the All-Tournament Team for the 2006 World Championship ... averaged 15.1 points, 2.6 rebounds, 2.3 assists and 1.67 steals in nine games as Argentina finished in fourth place ... in the 2008 Olympics averaged 17.7 points and 3.9 assists in seven games as Argentina captured the bronze medal ... guided Argentina to the 2011 FIBA Americas Championship and a spot in the 2012 Olympics ... averaged 15.8 points, 4.0 assists, 3.0 rebounds and 1.50 steals in 28.2 minutes ... was named to the All-Tournament Team ... led Argentina to a fourth place finish at the 2012 Olympics in London, averaging 19.4 points, 5.4 rebounds, 4.1 assists and 1.6 steals in eight games ... represented Argentina at the 2106 Rio Olympics, averaging 15.0 points, 3.5 assists and 3.0 rebounds in 26.1 minutes in six games.

## NBA PLAYOFF STATISTICS

| Year   | TEAM | G   | MINS | FGM-FGA  | PCT  | FTM-FTA | FT%  | FG3-FG3A | PCT  | OFF-DEF-TOT | R/G | AST | A/G | PF  | DQ | STL | BLK | PTS  | AVG  |
|--------|------|-----|------|----------|------|---------|------|----------|------|-------------|-----|-----|-----|-----|----|-----|-----|------|------|
| 12-13  | SA   | 4   | 23   | 4-7      | .571 | 0-0     | ---  | 0-0      | ---  | 2-3-5       | 1.3 | 0   | 0.0 | 4   | 0  | 0   | 0   | 8    | 2.0  |
| 02-03  | SA   | 24  | 660  | 71-184   | .386 | 56-74   | .757 | 28-73    | .384 | 29-63-92    | 3.8 | 70  | 2.9 | 62  | 1  | 41  | 9   | 226  | 9.4  |
| 03-04  | SA   | 10  | 280  | 42-94    | .447 | 36-44   | .818 | 10-35    | .286 | 15-38-53    | 5.3 | 31  | 3.1 | 30  | 0  | 17  | 1   | 130  | 13.0 |
| 04-05  | SA   | 23  | 772  | 145-286  | .507 | 147-185 | .795 | 42-96    | .438 | 19-114-133  | 5.8 | 97  | 4.2 | 69  | 0  | 28  | 6   | 479  | 20.8 |
| 05-06  | SA   | 13  | 426  | 76-157   | .484 | 73-87   | .839 | 14-42    | .333 | 9-50-59     | 4.5 | 39  | 3.0 | 43  | 1  | 19  | 7   | 239  | 18.4 |
| 06-07  | SA   | 20  | 602  | 99-247   | .401 | 97-116  | .836 | 38-99    | .384 | 16-93-109   | 5.5 | 74  | 3.7 | 61  | 0  | 33  | 4   | 333  | 16.6 |
| 07-08  | SA   | 17  | 559  | 98-232   | .422 | 69-77   | .896 | 38-102   | .373 | 14-50-64    | 3.8 | 67  | 3.9 | 47  | 0  | 10  | 5   | 303  | 17.8 |
| 09-10  | SA   | 10  | 352  | 58-140   | .414 | 58-67   | .866 | 20-60    | .333 | 4-33-37     | 3.7 | 60  | 6.0 | 30  | 0  | 26  | 2   | 194  | 19.4 |
| 10-11  | SA   | 5   | 174  | 31-73    | .443 | 32-41   | .780 | 9-28     | .321 | 2-18-20     | 4.0 | 21  | 4.2 | 13  | 0  | 13  | 3   | 103  | 20.6 |
| 11-12  | SA   | 14  | 390  | 65-145   | .448 | 48-56   | .857 | 23-68    | .338 | 8-47-49     | 3.5 | 56  | 4.0 | 36  | 0  | 10  | 4   | 201  | 14.4 |
| 12-13  | SA   | 21  | 560  | 77-193   | .399 | 59-80   | .738 | 29-96    | .302 | 9-69-78     | 3.7 | 105 | 5.0 | 52  | 0  | 24  | 6   | 242  | 11.5 |
| 13-14  | SA   | 23  | 586  | 104-237  | .439 | 81-94   | .862 | 41-105   | .390 | 9-66-75     | 3.3 | 95  | 4.1 | 60  | 0  | 36  | 2   | 330  | 14.3 |
| 14-15  | SA   | 7   | 131  | 15-43    | .349 | 18-23   | .783 | 8-22     | .364 | 4-20-24     | 3.4 | 32  | 4.6 | 19  | 1  | 4   | 6   | 56   | 8.0  |
| 15-16  | SA   | 10  | 192  | 20-47    | .426 | 18-23   | .783 | 9-21     | .429 | 6-21-27     | 2.7 | 25  | 2.5 | 25  | 0  | 8   | 3   | 67   | 6.7  |
| TOTALS |      | 197 | 5684 | 901-2075 | .434 | 792-967 | .819 | 309-847  | .365 | 144-676-820 | 4.2 | 772 | 3.9 | 547 | 4  | 269 | 58  | 2903 | 14.7 |




# MANU GINOBILI GAME-BY-GAME

## Manu Ginobili / San Antonio Spurs

| DATE       | TM | @ | OPP | WL | O | P | G   | GS | MIN | FG | FGA | FG%   | FG3 | FG3A | FG3%  | FT | FTA | FT%   | OREB | DREB | REB | AST | PF | DQ | STL | TO | BLK | PTS | PPG  |
|------------|----|---|-----|----|---|---|-----|----|-----|----|-----|-------|-----|------|-------|----|-----|-------|------|------|-----|-----|----|----|-----|----|-----|-----|------|
| 10/25/2016 | SA | @ | GS  | W. | - | - | 1   | 0  | 21  | 4  | 10  | .400  | 2   | 6    | .333  | 0  | 0   | ---   | 0    | 5    | 5   | 2   | 1  | 0  | 1   | 0  | 0   | 10  | 10.0 |
| 10/27/2016 | SA | @ | SAC | W. | - | - | 2   | 0  | 19  | 3  | 9   | .333  | 2   | 6    | .333  | 0  | 0   | ---   | 0    | 3    | 3   | 5   | 2  | 0  | 0   | 1  | 1   | 8   | 9.0  |
| 10/29/2016 | SA | v | NO  | W. | - | - | INA |    |     |    |     |       |     |      |       |    |     |       |      |      |     |     |    |    |     |    |     |     |      |
| 10/30/2016 | SA | @ | MIA | W. | - | - | 3   | 0  | 28  | 2  | 8   | .250  | 0   | 1    | .000  | 0  | 0   | ---   | 2    | 4    | 6   | 2   | 3  | 0  | 2   | 5  | 0   | 4   | 7.3  |
| 11/01/2016 | SA | v | UTA | .L | - | - | 4   | 0  | 23  | 1  | 5   | .200  | 1   | 3    | .333  | 5  | 5   | 1.000 | 0    | 1    | 1   | 3   | 0  | 0  | 1   | 3  | 0   | 8   | 7.5  |
| 11/04/2016 | SA | @ | UTA | W. | - | - | 5   | 0  | 14  | 4  | 7   | .571  | 1   | 1    | 1.000 | 0  | 0   | ---   | 0    | 3    | 3   | 0   | 2  | 0  | 0   | 1  | 1   | 9   | 7.8  |
| 11/05/2016 | SA | v | LAC | .L | - | - | 6   | 0  | 13  | 2  | 6   | .333  | 1   | 3    | .333  | 2  | 2   | 1.000 | 0    | 4    | 4   | 1   | 1  | 0  | 0   | 1  | 0   | 7   | 7.7  |
| 11/09/2016 | SA | v | HOU | .L | - | - | 7   | 0  | 21  | 1  | 7   | .143  | 0   | 2    | .000  | 6  | 6   | 1.000 | 0    | 1    | 1   | 3   | 2  | 0  | 2   | 1  | 0   | 8   | 7.7  |
| 11/11/2016 | SA | v | DET | W. | - | - | 8   | 0  | 16  | 4  | 4   | 1.000 | 2   | 2    | 1.000 | 0  | 1   | .000  | 0    | 1    | 1   | 1   | 0  | 0  | 1   | 2  | 0   | 10  | 8.0  |
| 11/12/2016 | SA | @ | HOU | W. | - | - | 9   | 0  | 16  | 5  | 7   | .714  | 2   | 2    | 1.000 | 0  | 0   | ---   | 0    | 2    | 2   | 3   | 2  | 0  | 0   | 0  | 1   | 12  | 8.4  |
| 11/14/2016 | SA | v | MIA | W. | - | - | 10  | 0  | 17  | 2  | 5   | .400  | 2   | 2    | 1.000 | 0  | 0   | ---   | 0    | 3    | 3   | 2   | 1  | 0  | 0   | 2  | 0   | 6   | 8.2  |
| 11/16/2016 | SA | @ | SAC | W. | - | - | 11  | 0  | 16  | 1  | 5   | .200  | 0   | 3    | .000  | 0  | 0   | ---   | 0    | 1    | 1   | 2   | 1  | 0  | 2   | 1  | 0   | 2   | 7.6  |
| 11/18/2016 | SA | @ | LAL | W. | - | - | 12  | 0  | 21  | 4  | 6   | .667  | 2   | 4    | .500  | 0  | 0   | ---   | 0    | 0    | 0   | 3   | 3  | 0  | 0   | 1  | 1   | 10  | 7.8  |
| 11/21/2016 | SA | v | DAL | W. | - | - | 13  | 0  | 25  | 2  | 6   | .333  | 2   | 5    | .400  | 2  | 2   | 1.000 | 1    | 3    | 4   | 3   | 1  | 0  | 3   | 2  | 0   | 8   | 7.8  |
| 11/23/2016 | SA | @ | CHA | W. | - | - | 14  | 0  | 16  | 1  | 6   | .167  | 1   | 3    | .333  | 2  | 2   | 1.000 | 0    | 3    | 3   | 2   | 3  | 0  | 2   | 0  | 0   | 5   | 7.6  |
| 11/25/2016 | SA | @ | BOS | W. | - | - | 15  | 0  | 22  | 0  | 6   | .000  | 0   | 4    | .000  | 3  | 4   | .750  | 1    | 1    | 2   | 2   | 2  | 0  | 0   | 2  | 0   | 3   | 7.3  |
| 11/26/2016 | SA | @ | WAS | W. | - | - | INA |    |     |    |     |       |     |      |       |    |     |       |      |      |     |     |    |    |     |    |     |     |      |
| 11/29/2016 | SA | v | ORL | .L | - | - | 16  | 0  | 23  | 4  | 9   | .444  | 2   | 5    | .400  | 3  | 4   | .750  | 4    | 2    | 6   | 3   | 3  | 0  | 2   | 2  | 0   | 13  | 7.7  |
| 11/30/2016 | SA | @ | DAL | W. | - | - | INA |    |     |    |     |       |     |      |       |    |     |       |      |      |     |     |    |    |     |    |     |     |      |
| 12/02/2016 | SA | v | WAS | W. | - | - | 17  | 0  | 24  | 4  | 6   | .667  | 1   | 3    | .333  | 4  | 4   | 1.000 | 0    | 1    | 1   | 7   | 2  | 0  | 3   | 2  | 0   | 13  | 8.0  |
| 12/05/2016 | SA | @ | MIL | W. | - | - | 18  | 0  | 21  | 2  | 7   | .286  | 1   | 3    | .333  | 1  | 2   | .500  | 0    | 2    | 2   | 1   | 1  | 0  | 4   | 2  | 0   | 6   | 7.9  |
| 12/06/2016 | SA | @ | MIN | W. | - | - | DNP |    |     |    |     |       |     |      |       |    |     |       |      |      |     |     |    |    |     |    |     |     |      |
| 12/08/2016 | SA | @ | CHI | .L | - | - | 19  | 0  | 18  | 0  | 9   | .000  | 0   | 4    | .000  | 0  | 0   | ---   | 0    | 2    | 2   | 2   | 0  | 0  | 1   | 1  | 1   | 0   | 7.5  |
| 12/10/2016 | SA | v | BRK | W. | - | - | 20  | 0  | 18  | 1  | 3   | .333  | 1   | 2    | .500  | 0  | 0   | ---   | 0    | 1    | 1   | 3   | 1  | 0  | 2   | 2  | 0   | 3   | 7.3  |
| 12/14/2016 | SA | v | BOS | W. | - | - | 21  | 0  | 22  | 5  | 9   | .556  | 2   | 4    | .500  | 0  | 0   | ---   | 0    | 2    | 2   | 4   | 1  | 0  | 1   | 3  | 0   | 12  | 7.5  |
| 12/15/2016 | SA | @ | PHO | W. | - | - | 22  | 0  | 15  | 0  | 3   | .000  | 0   | 1    | .000  | 2  | 2   | 1.000 | 0    | 1    | 1   | 3   | 2  | 0  | 2   | 1  | 0   | 2   | 7.2  |
| 12/18/2016 | SA | v | NO  | W. | - | - | 23  | 0  | 18  | 6  | 9   | .667  | 3   | 5    | .600  | 2  | 2   | 1.000 | 0    | 1    | 1   | 1   | 1  | 0  | 1   | 0  | 1   | 17  | 7.7  |
| 12/20/2016 | SA | @ | HOU | W. | - | - | 24  | 0  | 20  | 4  | 9   | .444  | 4   | 5    | .800  | 0  | 2   | .000  | 0    | 4    | 4   | 3   | 2  | 0  | 3   | 2  | 0   | 12  | 7.8  |
| 12/22/2016 | SA | @ | LAC | .L | - | - | INA |    |     |    |     |       |     |      |       |    |     |       |      |      |     |     |    |    |     |    |     |     |      |
| 12/23/2016 | SA | @ | POR | W. | - | - | INA |    |     |    |     |       |     |      |       |    |     |       |      |      |     |     |    |    |     |    |     |     |      |
| 12/25/2016 | SA | v | CHI | W. | - | - | 25  | 0  | 20  | 1  | 4   | .250  | 1   | 3    | .333  | 0  | 0   | ---   | 0    | 2    | 2   | 3   | 3  | 0  | 0   | 2  | 1   | 3   | 7.6  |
| 12/28/2016 | SA | v | PHO | W. | - | - | 26  | 0  | 20  | 3  | 9   | .333  | 2   | 4    | .500  | 4  | 4   | 1.000 | 3    | 2    | 5   | 3   | 2  | 0  | 2   | 0  | 3   | 12  | 7.8  |
| 12/30/2016 | SA | v | POR | W. | - | - | 27  | 0  | 17  | 4  | 8   | .500  | 2   | 5    | .400  | 4  | 4   | 1.000 | 1    | 6    | 7   | 2   | 1  | 0  | 0   | 2  | 0   | 14  | 8.0  |
| 01/01/2017 | SA | @ | ATL | .L | 1 | - | 28  | 0  | 21  | 2  | 5   | .400  | 1   | 3    | .333  | 5  | 5   | 1.000 | 0    | 3    | 3   | 3   | 2  | 0  | 3   | 1  | 0   | 10  | 8.1  |
| 01/03/2017 | SA | v | TOR | W. | - | - | 29  | 0  | 18  | 1  | 3   | .333  | 1   | 2    | .500  | 1  | 2   | .500  | 0    | 1    | 1   | 2   | 1  | 0  | 0   | 1  | 0   | 4   | 8.0  |
| 01/05/2017 | SA | @ | DEN | W. | - | - | 30  | 0  | 18  | 4  | 10  | .400  | 3   | 6    | .500  | 0  | 0   | ---   | 0    | 3    | 3   | 3   | 3  | 0  | 1   | 0  | 1   | 11  | 8.1  |
| 01/07/2017 | SA | v | CHA | W. | - | - | 31  | 0  | 20  | 1  | 7   | .143  | 1   | 3    | .333  | 0  | 0   | ---   | 1    | 1    | 2   | 4   | 3  | 0  | 1   | 0  | 1   | 3   | 7.9  |
| 01/10/2017 | SA | v | MIL | .L | - | - | 32  | 0  | 15  | 1  | 6   | .167  | 1   | 5    | .200  | 0  | 0   | ---   | 0    | 1    | 1   | 1   | 1  | 0  | 0   | 1  | 0   | 3   | 7.8  |
| 01/12/2017 | SA | v | LAL | W. | - | - | 33  | 0  | 9   | 0  | 2   | .000  | 0   | 1    | .000  | 2  | 2   | 1.000 | 0    | 0    | 0   | 0   | 1  | 0  | 1   | 1  | 0   | 2   | 7.6  |
| 01/14/2017 | SA | @ | PHO | .L | - | - | 34  | 0  | 25  | 3  | 7   | .429  | 2   | 4    | .500  | 8  | 8   | 1.000 | 0    | 2    | 2   | 3   | 2  | 0  | 0   | 3  | 0   | 16  | 7.8  |
| 01/17/2017 | SA | v | MIN | W. | - | - | 35  | 0  | 20  | 3  | 5   | .600  | 2   | 4    | .500  | 1  | 1   | 1.000 | 0    | 2    | 2   | 2   | 4  | 0  | 1   | 1  | 0   | 9   | 7.9  |
| 01/19/2017 | SA | v | DEN | W. | - | - | 36  | 0  | 20  | 6  | 11  | .545  | 1   | 3    | .333  | 1  | 1   | 1.000 | 0    | 5    | 5   | 4   | 0  | 0  | 3   | 0  | 0   | 14  | 8.0  |
| 01/21/2017 | SA | @ | CLE | W. | 1 | - | 37  | 0  | 20  | 3  | 9   | .333  | 2   | 6    | .333  | 0  | 0   | ---   | 1    | 1    | 2   | 3   | 4  | 0  | 0   | 1  | 0   | 8   | 8.0  |
| 01/23/2017 | SA | @ | BRK | W. | - | - | DNP |    |     |    |     |       |     |      |       |    |     |       |      |      |     |     |    |    |     |    |     |     |      |
| 01/24/2017 | SA | @ | TOR | W. | - | - | 38  | 0  | 22  | 3  | 11  | .273  | 1   | 4    | .250  | 1  | 3   | .333  | 0    | 0    | 0   | 1   | 0  | 0  | 1   | 2  | 0   | 8   | 8.0  |
| 01/27/2017 | SA | @ | NO  | .L | - | - | 39  | 0  | 15  | 3  | 7   | .429  | 1   | 1    | 1.000 | 0  | 0   | ---   | 0    | 0    | 0   | 4   | 0  | 0  | 1   | 1  | 0   | 7   | 8.0  |
| 01/29/2017 | SA | v | DAL | .L | - | - | 40  | 0  | 24  | 3  | 7   | .429  | 3   | 4    | .750  | 1  | 4   | .250  | 1    | 4    | 5   | 3   | 3  | 0  | 1   | 2  | 0   | 10  | 8.1  |
| 01/31/2017 | SA | v | OKC | W. | - | - | 41  | 0  | 21  | 3  | 6   | .500  | 1   | 3    | .333  | 1  | 3   | .333  | 0    | 2    | 2   | 4   | 2  | 0  | 1   | 1  | 1   | 8   | 8.0  |
| 02/02/2017 | SA | v | PHI | W. | - | - | 42  | 0  | 9   | 0  | 3   | .000  | 0   | 1    | .000  | 2  | 3   | .667  | 0    | 4    | 4   | 2   | 2  | 0  | 0   | 2  | 0   | 2   | 7.9  |
| 02/04/2017 | SA | v | DEN | W. | - | - | 43  | 0  | 10  | 5  | 6   | .833  | 4   | 5    | .800  | 4  | 4   | 1.000 | 0    | 1    | 1   | 0   | 1  | 0  | 1   | 2  | 0   | 18  | 8.1  |
| 02/06/2017 | SA | @ | MEM | .L | - | - | 44  | 0  | 17  | 5  | 9   | .556  | 2   | 5    | .400  | 0  | 0   | ---   | 0    | 0    | 0   | 3   | 1  | 0  | 1   | 1  | 0   | 12  | 8.2  |
| 02/08/2017 | SA | @ | PHI | W. | - | - | 45  | 0  | 18  | 1  | 3   | .333  | 1   | 2    | .500  | 0  | 0   | ---   | 0    | 0    | 0   | 2   | 2  | 0  | 1   | 2  | 0   | 3   | 8.1  |
| 02/10/2017 | SA | @ | DET | W. | - | - | 46  | 0  | 17  | 1  | 4   | .250  | 1   | 2    | .500  | 0  | 0   | ---   | 0    | 2    | 2   | 2   | 2  | 0  | 1   | 1  | 1   | 3   | 8.0  |
| 02/12/2017 | SA | @ | NY  | .L | - | - | 47  | 0  | 17  | 2  | 9   | .222  | 0   | 4    | .000  | 0  | 0   | ---   | 2    | 1    | 3   | 4   | 2  | 0  | 1   | 0  | 0   | 4   | 7.9  |
| 02/13/2017 | SA | @ | IND | W. | - | - | 48  | 0  | 11  | 0  | 3   | .000  | 0   | 1    | .000  | 2  | 2   | 1.000 | 0    | 0    | 0   | 0   | 2  | 0  | 0   | 1  | 0   | 2   | 7.8  |
| 02/15/2017 | SA | @ | ORL | W. | - | - | 49  | 0  | 16  | 1  | 2   | .500  | 0   | 0    | ---   | 0  | 0   | ---   | 1    | 1    | 2   | 2   | 1  | 0  | 0   | 0  | 0   | 2   | 7.7  |
| 02/24/2017 | SA | @ | LAC | W. | - | - | 50  | 0  | 22  | 2  | 5   | .400  | 1   | 4    | .250  | 1  | 1   | 1.000 | 2    | 0    | 2   | 4   | 1  | 0  | 3   | 0  | 0   | 6   | 7.6  |
| 02/26/2017 | SA | @ | LAL | W. | - | - | 51  | 0  | 20  | 2  | 4   | .500  | 2   | 4    | .500  | 0  | 0   | ---   | 0    | 0    | 0   | 4   | 5  | 0  | 2   | 0  | 0   | 6   | 7.6  |
| 03/01/2017 | SA | v | IND | W. | - | - | 52  | 0  | 23  | 3  | 6   | .500  | 1   | 3    | .333  | 2  | 4   | .500  | 0    | 1    | 1   | 0   | 3  | 0  | 0   | 3  | 0   | 9   | 7.6  |
| 03/03/2017 | SA | @ | NO  | W. | 1 | - | 53  | 0  | 21  | 2  | 5   | .400  | 0   | 3    | .000  | 1  | 1   | 1.000 | 0    | 3    | 3   | 2   | 1  | 0  | 0   | 0  | 0   | 5   | 7.6  |
| 03/04/2017 | SA | v | MIN | W. | 1 | - | INA |    |     |    |     |       |     |      |       |    |     |       |      |      |     |     |    |    |     |    |     |     |      |
| 03/06/2017 | SA | v | HOU | W. | - | - | 54  | 0  | 20  | 4  | 9   | .444  | 1   | 4    | .250  | 0  | 0   | ---   | 2    | 1    | 3   | 2   | 1  | 0  | 1   | 1  | 0   | 9   | 7.6  |
| 03/08/2017 | SA | v | SAC | W. | - | - | 55  | 0  | 25  | 7  | 15  | .467  |     |      |       |    |     |       |      |      |     |     |    |    |     |    |     |     |      |





# 14

**GUARD/FORWARD**

**6-6 | 210**

**EIGHTH SEASON**

**NORTH CAROLINA**

**6/22/1987**

## GREEN BIO

**HOW ACQUIRED:** Signed by the Spurs on 3/6/11.

**2016-17:** Started in each of his 68 appearances, averaging 7.3 points, 3.3 rebounds, 1.8 assists and 1.03 steals in 26.6 minutes ... shot .392 from the field, .379 from long range and .844 from the free throw line ... holds the second-best winning percentage in NBA history with .747 ... scored in double figures in 17 games ... led the team in steals 16 times and in blocks 13 times ... recorded 16 points (5-9 FG, 4-6 3FG, 2-2 FT), 6 rebounds, 3 assists and 2 steals on 3/29 vs. Golden State ... posted 14 points (5-9 FG, 4-5 3FG), 5 rebounds, 2 blocks and 2 steals on 3/13 vs. Atlanta ... scored 14 points (5-12 FG, 4-9 3FG) on 1/10 vs. Milwaukee ... logged a new season-high of 18 points by going 6-for-8 from beyond the arc on 12/30 vs. Portland ... recorded 11 points (4-8 FG, 3-6 3FG), a game and season-high 4 steals and 3 rebounds on 12/28 vs. Phoenix ... tallied 12 points, 3 rebounds, 2 assists and 2 steals on 12/20 at Houston ... logged 11 points (3-4 FG, 3-4 3FG, 2-2 FT), 7 rebounds, 4 blocks and 2 assists on 11/25 at Boston ... posted 16 points (6-12 FG, 4-7 3FG) to go with 3 rebounds and 2 assists on 11/23 at Charlotte ... logged 10 points (4-6 FG, 2-3 3FG) and set season-highs of 6 assists and 4 rebounds in 26 minutes on 11/18 at L.A. Lakers ... missed the first 7 games of the season with a left quad strain (10/25-11/5) ... sat out two games for rest (11/11, 3/25) ... missed five games with a left quad contusion (4/2-4/8).

**CAREER NOTES:** Is in his eighth NBA season, his seventh with the Spurs ... originally selected by the Cleveland Cavaliers in the second round of the 2009 NBA Draft with the 46th overall pick ... had a brief stint with the Spurs in November 2010 before being released ... was re-signed by the Spurs on 3/6/11 and again on 7/14/15 ... in seven NBA seasons has appeared in 402 games, averaging 9.1 points, 3.4 rebounds, 1.6 assists and 1.00 steals in 24.8 minutes ... a career .403 (731-1,812) shooter from beyond the arc ... has appeared in 79 playoff games averaging 8.8 points, 3.2 rebounds, 1.2 assists and 1.14 steals in 24.9 minutes ... owns the highest winning percentage in NBA history (minimum 400 games) at .746 (300-102) ... is the only player in Spurs franchise history to have at least 700 three-pointers and 300 blocks ... became the fastest player to hit 700 career three-pointers wearing a Spurs uniform at Houston on 2/27/16 (362 games) ... ranks second on the Spurs all-time three-pointers made list (725) and is ninth in blocks (313) ... among all-time NBA players in playoff action ranks eighth in three-point field goal percentage (.438) ... one of five active players to have won an NCAA Championship and an NBA Championship (Marresse Speights, Brandon Rush, Corey Brewer and Jason Terry).

## NBA PLAYOFF STATISTICS

| Year          | TEAM | G         | MINS        | FGM-FGA        | PCT         | FG3-FG3A       | PCT         | FTM-FTA      | FT%         | OFF-DEF-TOT       | R/G        | AST       | A/G        | PF         | DQ       | STL       | BLK       | PTS        | AVG        |
|---------------|------|-----------|-------------|----------------|-------------|----------------|-------------|--------------|-------------|-------------------|------------|-----------|------------|------------|----------|-----------|-----------|------------|------------|
| 10-11         | SA   | 4         | 7           | 2-6            | .333        | 0-0            | ---         | 1-4          | .250        | 0-1-1             | 0.3        | 2         | 0.5        | 1          | 0        | 1         | 1         | 5          | 1.3        |
| 11-12         | SA   | 14        | 289         | 38-91          | .418        | 20-58          | .339        | 7-10         | .700        | 3-42-45           | 3.2        | 15        | 1.1        | 24         | 0        | 7         | 10        | 103        | 7.4        |
| 12-13         | SA   | 21        | 669         | 83-186         | .446        | 55-114         | .482        | 12-15        | .800        | 18-69-87          | 4.1        | 32        | 1.5        | 51         | 0        | 22        | 23        | 233        | 11.1       |
| 13-14         | SA   | 23        | 529         | 78-159         | .491        | 48-101         | .475        | 9-11         | .818        | 9-60-69           | 3.0        | 21        | 0.9        | 50         | 0        | 32        | 17        | 213        | 9.3        |
| 15-16         | SA   | 10        | 267         | 30-65          | .462        | 24-48          | .500        | 2-3          | .667        | 0-31-31           | 3.1        | 7         | 0.7        | 20         | 0        | 21        | 8         | 86         | 8.6        |
| <b>TOTALS</b> |      | <b>79</b> | <b>1965</b> | <b>252-568</b> | <b>.444</b> | <b>160-365</b> | <b>.438</b> | <b>34-45</b> | <b>.756</b> | <b>37-218-255</b> | <b>3.2</b> | <b>92</b> | <b>1.2</b> | <b>158</b> | <b>0</b> | <b>90</b> | <b>66</b> | <b>698</b> | <b>8.8</b> |




# DANNY GREEN GAME-BY-GAME

Danny Green / San Antonio Spurs

| DATE       | TM | @ | OPP | WL | O | P   | G  | GS | MIN | FG | FGA | FG%   | FG3 | FG3A | FG3%  | FT | FTA | FT%   | OREB | DREB | REB | AST | PF | DQ | STL | TO | BLK | PTS | PPG |
|------------|----|---|-----|----|---|-----|----|----|-----|----|-----|-------|-----|------|-------|----|-----|-------|------|------|-----|-----|----|----|-----|----|-----|-----|-----|
| 10/25/2016 | SA | @ | GS  | W. | - | INA |    |    |     |    |     |       |     |      |       |    |     |       |      |      |     |     |    |    |     |    |     |     |     |
| 10/27/2016 | SA | @ | SAC | W. | - | INA |    |    |     |    |     |       |     |      |       |    |     |       |      |      |     |     |    |    |     |    |     |     |     |
| 10/29/2016 | SA | v | NO  | W. | - | INA |    |    |     |    |     |       |     |      |       |    |     |       |      |      |     |     |    |    |     |    |     |     |     |
| 10/30/2016 | SA | @ | MIA | W. | - | INA |    |    |     |    |     |       |     |      |       |    |     |       |      |      |     |     |    |    |     |    |     |     |     |
| 11/01/2016 | SA | v | UTA | .L | - | INA |    |    |     |    |     |       |     |      |       |    |     |       |      |      |     |     |    |    |     |    |     |     |     |
| 11/04/2016 | SA | @ | UTA | W. | - | INA |    |    |     |    |     |       |     |      |       |    |     |       |      |      |     |     |    |    |     |    |     |     |     |
| 11/05/2016 | SA | v | LAC | .L | - | INA |    |    |     |    |     |       |     |      |       |    |     |       |      |      |     |     |    |    |     |    |     |     |     |
| 11/09/2016 | SA | v | HOU | .L | - | G   | 1  | 1  | 26  | 3  | 9   | .333  | 2   | 8    | .250  | 0  | 0   | ---   | 0    | 3    | 3   | 2   | 2  | 0  | 4   | 1  | 1   | 8   | 8.0 |
| 11/11/2016 | SA | v | DET | W. | - | INA |    |    |     |    |     |       |     |      |       |    |     |       |      |      |     |     |    |    |     |    |     |     |     |
| 11/12/2016 | SA | @ | HOU | W. | - | G   | 2  | 2  | 27  | 2  | 4   | .500  | 1   | 2    | .500  | 0  | 0   | ---   | 0    | 0    | 0   | 2   | 2  | 0  | 0   | 1  | 2   | 5   | 6.5 |
| 11/14/2016 | SA | v | MIA | W. | - | G   | 3  | 3  | 15  | 1  | 2   | .500  | 1   | 1    | 1.000 | 0  | 0   | ---   | 0    | 1    | 1   | 0   | 2  | 0  | 0   | 1  | 1   | 3   | 5.3 |
| 11/16/2016 | SA | @ | SAC | W. | - | G   | 4  | 4  | 28  | 3  | 7   | .429  | 3   | 7    | .429  | 0  | 0   | ---   | 1    | 3    | 4   | 3   | 2  | 0  | 1   | 0  | 0   | 9   | 6.3 |
| 11/18/2016 | SA | @ | LAL | W. | - | G   | 5  | 5  | 27  | 4  | 6   | .667  | 2   | 3    | .667  | 0  | 0   | ---   | 0    | 4    | 4   | 6   | 2  | 0  | 2   | 1  | 0   | 10  | 7.0 |
| 11/21/2016 | SA | v | DAL | W. | - | G   | 6  | 6  | 29  | 1  | 4   | .250  | 0   | 3    | .000  | 5  | 6   | .833  | 0    | 3    | 3   | 4   | 3  | 0  | 0   | 0  | 0   | 7   | 7.0 |
| 11/23/2016 | SA | @ | CHA | W. | - | G   | 7  | 7  | 30  | 6  | 12  | .500  | 4   | 7    | .571  | 0  | 0   | ---   | 1    | 2    | 3   | 2   | 1  | 0  | 0   | 1  | 1   | 16  | 8.3 |
| 11/25/2016 | SA | @ | BOS | W. | - | G   | 8  | 8  | 32  | 3  | 4   | .750  | 3   | 4    | .750  | 2  | 2   | 1.000 | 0    | 7    | 7   | 2   | 1  | 0  | 0   | 1  | 3   | 11  | 8.6 |
| 11/26/2016 | SA | @ | WAS | W. | - | G   | 9  | 9  | 27  | 2  | 4   | .500  | 2   | 4    | .500  | 0  | 0   | ---   | 0    | 5    | 5   | 2   | 1  | 0  | 0   | 1  | 1   | 6   | 8.3 |
| 11/29/2016 | SA | v | ORL | .L | - | G   | 10 | 10 | 24  | 1  | 4   | .250  | 0   | 3    | .000  | 0  | 0   | ---   | 0    | 5    | 5   | 2   | 2  | 0  | 0   | 1  | 0   | 2   | 7.7 |
| 11/30/2016 | SA | @ | DAL | W. | - | G   | 11 | 11 | 28  | 4  | 8   | .500  | 2   | 4    | .500  | 1  | 2   | .500  | 1    | 2    | 3   | 2   | 1  | 0  | 0   | 0  | 0   | 11  | 8.0 |
| 12/02/2016 | SA | v | WAS | W. | - | G   | 12 | 12 | 24  | 1  | 4   | .250  | 1   | 4    | .250  | 0  | 0   | ---   | 0    | 0    | 0   | 1   | 2  | 0  | 1   | 3  | 0   | 3   | 7.6 |
| 12/05/2016 | SA | @ | MIL | W. | - | G   | 13 | 13 | 19  | 2  | 6   | .333  | 2   | 5    | .400  | 0  | 0   | ---   | 0    | 1    | 1   | 1   | 0  | 0  | 0   | 2  | 0   | 6   | 7.5 |
| 12/06/2016 | SA | @ | MIN | W. | - | G   | 14 | 14 | 20  | 2  | 4   | .500  | 1   | 3    | .333  | 0  | 0   | ---   | 0    | 3    | 3   | 2   | 1  | 0  | 0   | 0  | 0   | 5   | 7.3 |
| 12/08/2016 | SA | @ | CHI | .L | - | G   | 15 | 15 | 25  | 3  | 8   | .375  | 3   | 8    | .375  | 0  | 0   | ---   | 0    | 1    | 1   | 1   | 3  | 0  | 3   | 1  | 0   | 9   | 7.4 |
| 12/10/2016 | SA | v | BRK | W. | - | G   | 16 | 16 | 23  | 2  | 4   | .500  | 0   | 1    | .000  | 1  | 2   | .500  | 0    | 3    | 3   | 2   | 1  | 0  | 1   | 0  | 1   | 5   | 7.3 |
| 12/14/2016 | SA | v | BOS | W. | - | G   | 17 | 17 | 23  | 2  | 4   | .500  | 1   | 2    | .500  | 0  | 0   | ---   | 0    | 0    | 0   | 1   | 3  | 0  | 0   | 1  | 0   | 5   | 7.1 |
| 12/15/2016 | SA | @ | PHO | W. | - | G   | 18 | 18 | 16  | 2  | 2   | 1.000 | 2   | 2    | 1.000 | 0  | 0   | ---   | 0    | 1    | 1   | 1   | 4  | 0  | 0   | 0  | 0   | 6   | 7.1 |
| 12/18/2016 | SA | v | NO  | W. | - | G   | 19 | 19 | 25  | 3  | 5   | .600  | 3   | 5    | .600  | 0  | 0   | ---   | 0    | 5    | 5   | 2   | 1  | 0  | 1   | 0  | 1   | 9   | 7.2 |
| 12/20/2016 | SA | @ | HOU | W. | - | G   | 20 | 20 | 34  | 4  | 8   | .500  | 4   | 8    | .500  | 0  | 0   | ---   | 1    | 2    | 3   | 2   | 2  | 0  | 2   | 2  | 1   | 12  | 7.4 |
| 12/22/2016 | SA | @ | LAC | .L | - | G   | 21 | 21 | 30  | 4  | 8   | .500  | 2   | 5    | .400  | 0  | 0   | ---   | 1    | 4    | 5   | 1   | 1  | 0  | 1   | 1  | 0   | 10  | 7.5 |
| 12/23/2016 | SA | @ | POR | W. | - | G   | 22 | 22 | 30  | 2  | 7   | .286  | 1   | 3    | .333  | 0  | 0   | ---   | 0    | 0    | 0   | 0   | 3  | 0  | 1   | 2  | 1   | 5   | 7.4 |
| 12/25/2016 | SA | v | CHI | W. | - | G   | 23 | 23 | 24  | 2  | 4   | .500  | 2   | 4    | .500  | 0  | 0   | ---   | 0    | 3    | 3   | 4   | 0  | 0  | 1   | 1  | 0   | 6   | 7.3 |
| 12/28/2016 | SA | v | PHO | W. | - | G   | 24 | 24 | 30  | 4  | 8   | .500  | 3   | 6    | .500  | 0  | 0   | ---   | 2    | 1    | 3   | 0   | 1  | 0  | 4   | 2  | 1   | 11  | 7.5 |
| 12/30/2016 | SA | v | POR | W. | - | G   | 25 | 25 | 31  | 6  | 9   | .667  | 6   | 8    | .750  | 0  | 0   | ---   | 0    | 2    | 2   | 1   | 3  | 0  | 0   | 3  | 1   | 18  | 7.9 |
| 01/01/2017 | SA | @ | ATL | .L | 1 | G   | 26 | 26 | 31  | 3  | 8   | .375  | 3   | 8    | .375  | 0  | 0   | ---   | 0    | 6    | 6   | 2   | 4  | 0  | 0   | 0  | 0   | 9   | 8.0 |
| 01/03/2017 | SA | v | TOR | W. | - | G   | 27 | 27 | 22  | 5  | 5   | .400  | 2   | 3    | .667  | 0  | 0   | ---   | 0    | 3    | 3   | 1   | 1  | 0  | 1   | 2  | 0   | 6   | 7.9 |
| 01/05/2017 | SA | @ | DEN | W. | - | G   | 28 | 28 | 25  | 2  | 7   | .286  | 2   | 6    | .333  | 0  | 0   | ---   | 1    | 4    | 5   | 2   | 0  | 0  | 1   | 1  | 1   | 6   | 7.8 |
| 01/07/2017 | SA | v | CHA | W. | - | G   | 29 | 29 | 21  | 2  | 6   | .333  | 2   | 4    | .500  | 0  | 0   | ---   | 1    | 3    | 4   | 4   | 0  | 0  | 1   | 1  | 1   | 6   | 7.8 |
| 01/10/2017 | SA | v | MIL | .L | - | G   | 30 | 30 | 26  | 5  | 12  | .417  | 4   | 9    | .444  | 0  | 0   | ---   | 0    | 3    | 3   | 4   | 0  | 0  | 0   | 1  | 1   | 14  | 8.0 |
| 01/12/2017 | SA | v | LAL | W. | - | G   | 31 | 31 | 24  | 1  | 4   | .250  | 1   | 3    | .333  | 0  | 0   | ---   | 0    | 4    | 4   | 4   | 2  | 0  | 0   | 0  | 1   | 3   | 7.8 |
| 01/14/2017 | SA | @ | PHO | .L | - | G   | 32 | 32 | 28  | 3  | 7   | .429  | 0   | 4    | .000  | 0  | 0   | ---   | 0    | 2    | 2   | 0   | 2  | 0  | 0   | 0  | 0   | 6   | 7.8 |
| 01/17/2017 | SA | v | MIN | W. | - | G   | 33 | 33 | 27  | 1  | 8   | .125  | 1   | 5    | .200  | 2  | 2   | 1.000 | 0    | 4    | 4   | 1   | 1  | 0  | 4   | 1  | 1   | 5   | 7.7 |
| 01/19/2017 | SA | v | DEN | W. | - | G   | 34 | 34 | 22  | 2  | 5   | .400  | 1   | 3    | .333  | 0  | 0   | ---   | 0    | 1    | 1   | 4   | 2  | 0  | 2   | 2  | 2   | 5   | 7.6 |
| 01/21/2017 | SA | @ | CLE | W. | 1 | G   | 35 | 35 | 32  | 2  | 5   | .400  | 2   | 5    | .400  | 0  | 0   | ---   | 0    | 2    | 2   | 2   | 4  | 0  | 0   | 0  | 0   | 6   | 7.5 |
| 01/23/2017 | SA | @ | BRK | W. | - | G   | 36 | 36 | 33  | 4  | 8   | .500  | 1   | 3    | .333  | 0  | 0   | ---   | 0    | 2    | 2   | 1   | 1  | 0  | 2   | 1  | 0   | 9   | 7.6 |
| 01/24/2017 | SA | @ | TOR | W. | - | G   | 37 | 37 | 35  | 2  | 12  | .167  | 0   | 8    | .000  | 0  | 0   | ---   | 1    | 6    | 7   | 2   | 1  | 0  | 1   | 1  | 4   | 4   | 7.5 |
| 01/27/2017 | SA | @ | NO  | .L | - | G   | 38 | 38 | 29  | 2  | 5   | .400  | 2   | 5    | .400  | 2  | 2   | 1.000 | 0    | 3    | 3   | 2   | 2  | 0  | 2   | 1  | 0   | 8   | 7.5 |
| 01/29/2017 | SA | v | DAL | .L | - | G   | 39 | 39 | 31  | 3  | 6   | .500  | 1   | 4    | .250  | 0  | 0   | ---   | 0    | 4    | 4   | 5   | 3  | 0  | 0   | 0  | 1   | 7   | 7.5 |
| 01/31/2017 | SA | v | OKC | W. | - | G   | 40 | 40 | 24  | 2  | 6   | .333  | 2   | 5    | .400  | 0  | 0   | ---   | 0    | 1    | 1   | 1   | 4  | 0  | 2   | 1  | 3   | 6   | 7.5 |
| 02/02/2017 | SA | v | PHI | W. | - | G   | 41 | 41 | 29  | 5  | 10  | .500  | 2   | 5    | .400  | 0  | 0   | ---   | 1    | 3    | 4   | 0   | 3  | 0  | 2   | 0  | 0   | 12  | 7.6 |
| 02/04/2017 | SA | v | DEN | W. | - | G   | 42 | 42 | 20  | 2  | 5   | .400  | 1   | 4    | .250  | 0  | 0   | ---   | 0    | 4    | 4   | 3   | 0  | 0  | 2   | 2  | 0   | 5   | 7.5 |
| 02/06/2017 | SA | @ | MEM | .L | - | G   | 43 | 43 | 33  | 5  | 12  | .417  | 2   | 6    | .333  | 0  | 0   | ---   | 2    | 6    | 8   | 2   | 1  | 0  | 0   | 3  | 2   | 12  | 7.6 |
| 02/08/2017 | SA | @ | PHI | W. | - | G   | 44 | 44 | 25  | 4  | 8   | .500  | 3   | 4    | .750  | 0  | 0   | ---   | 0    | 4    | 4   | 0   | 1  | 0  | 1   | 2  | 2   | 11  | 7.7 |
| 02/10/2017 | SA | @ | DET | W. | - | G   | 45 | 45 | 30  | 4  | 5   | .800  | 4   | 5    | .800  | 0  | 0   | ---   | 0    | 4    | 4   | 0   | 2  | 0  | 0   | 0  | 0   | 12  | 7.8 |
| 02/12/2017 | SA | @ | NY  | .L | - | G   | 46 | 46 | 34  | 2  | 13  | .154  | 2   | 10   | .200  | 0  | 0   | ---   | 2    | 1    | 3   | 1   | 2  | 0  | 1   | 1  | 0   | 6   | 7.7 |
| 02/13/2017 | SA | @ | IND | W. | - | G   | 47 | 47 | 35  | 4  | 9   | .444  | 2   | 5    | .400  | 2  | 2   | 1.000 | 0    | 6    | 6   | 3   | 4  | 0  | 0   | 3  | 1   | 12  | 7.8 |
| 02/15/2017 | SA | @ | ORL | W. | - | G   | 48 | 48 | 18  | 1  | 4   | .250  | 1   | 3    | .333  | 0  | 0   | ---   | 2    | 4    | 6   | 0   | 0  | 0  | 3   | 2  | 3   | 7.7 |     |
| 02/24/2017 | SA | @ | LAC | W. | - | G   | 49 | 49 | 28  | 1  | 4   | .250  | 1   | 3    | .333  | 0  | 0   | ---   | 1    | 2    | 3   | 2   | 4  | 0  | 1   | 0  | 0   | 3   | 7.6 |
| 02/26/2017 | SA | @ | LAL | W. | - | G   | 50 | 50 | 20  | 2  | 6   | .333  | 1   | 1    | 1.000 | 0  | 0   | ---   | 0    | 1    | 1   | 1   | 0  | 0  | 3   | 0  | 1   | 5   | 7.6 |
| 03/01/2017 | SA | v | IND | W. | - | G   | 51 | 51 | 28  | 1  | 7   | .143  | 1   | 5    | .200  | 0  | 0   | ---   | 0    | 2    | 2   | 3   | 4  | 0  | 2   | 1  | 3   | 3   | 7.5 |
| 03/03/2017 | SA | @ | NO  | W. | 1 | G   | 52 | 52 | 36  | 3  | 10  | .300  | 0   | 3    | .000  | 0  | 0   | ---   | 0    | 7    | 7   | 3   | 2  | 0  | 0   | 0  | 0   | 6   | 7.5 |
| 03/04/2017 | SA | v | MIN | W. | 1 | G   | 53 | 53 | 38  | 2  | 8   | .250  | 1   | 5    | .200  | 1  | 2   | .500  | 4    | 0    | 4   | 1   | 1  | 0  | 0   | 1  | 0   | 6   | 7.4 |
| 03/06/2017 | SA | v | HOU | W. | - | G   | 54 | 54 | 33  | 2  | 8   | .250  | 1   | 6    | .167  | 0  | 0   | ---   | 0    | 4    | 4   | 5   | 1  | 0  | 2   | 0  | 0   | 5   | 7.4 |
| 03/08/2017 | SA | v | SAC | W. | - | G   | 55 |    |     |    |     |       |     |      |       |    |     |       |      |      |     |     |    |    |     |    |     |     |     |



## LEE BIO



# 10

**FORWARD/CENTER**

**6-9 | 245**

**12TH SEASON**

**FLORIDA**

**4/29/83**

**HOW ACQUIRED:** Signed by the Spurs on 8/2/16.

**2016-17:** Appeared in 79 games with 10 starts, averaging 7.3 points, 5.6 rebounds and 1.6 assists in 18.7 minutes ... shot .590 from the field as well as .708 from the free throw line ... scored in double figures in 24 games and logged seven double-doubles ... led the team in blocks 11 times ... logged his 1,800th assist to become the sole active player and one of 12 in NBA history with as many assists while shooting at least 53% from the field as he notched 14 points (7-8 FG), 6 rebounds and 4 assists on 3/13 vs. Atlanta ... matched his season-high with 18 points (8-9 FG, 2-2 FT) and 10 rebounds en route to his seventh double-double of the season on 3/8 vs. Sacramento ... registered a perfect shooting night by going 8-for-8 from the field and 2-for-2 from the charity stripe to score 18 points on 3/1 vs. Indiana ... logged a double-double on 2/13 at Indiana with his 12 points (4-5 FG, 4-5 FT) and 11 rebounds in 22 minutes of play ... had a perfect shooting night from the field as he went 6-for-6 to tally 14 points on 2/6 at Memphis ... scored 14 points off of 7-for-9 shooting from the floor on 1/29 vs. Dallas ... logged his fourth double-double of the season with 13 points (5-7 FG, 3-4 FT) and 10 rebounds on 1/27 at New Orleans ... recorded 15 points (7-13 FG, 1-2 FT) along with 7 rebounds and 2 assists on 1/23 at Brooklyn ... in his fifth start of the season, recorded a double-double of 14 points (7-11 FG), 11 rebounds and 3 assists on 1/21 at Cleveland ... logged a double-double of 10 points (5-7 FG) and game-high 16 rebounds on 1/19 vs. Denver ... tallied 10 points (5-6 FG) and 7 rebounds in 25 minutes on 1/10 vs. Milwaukee ... scored 12 points by going 6-for-7 from the field on 12/28 vs. Phoenix ... recorded a double-double with 15 points (6-9 FG, 3-3 FT) and game-high 12 rebounds on 11/25 at Boston ... recorded 12 points (6-10 FG), 4 rebounds, 3 assists and 2 steals in 27 minutes on 11/21 vs. Dallas ... led the team in rebounding with 11 boards on 10/30 at Miami ... registered 12 points (5-6 FG, 2-2 FT), 5 rebounds, 5 assists and 3 steals in 16 minutes on 10/27 at Sacramento ... made his Spurs debut on 10/25 at Golden State, recording 6 points (2-4 FG, 2-2 FT), 6 rebounds and 2 assists in 11 minutes of action ... missed one game with a left knee contusion (1/7) ... sat out one game with a sore left foot (3/21) ... sat out one game DNP-CD (4/2).

**CAREER NOTES:** Is in his 12th NBA season, his first with the Spurs ... San Antonio is his fifth NBA team ... has also spent time with the Knicks, Warriors, Celtics and Mavericks ... was named to the All-NBA Third Team in 2013 ... a two-time All-Star (2010, 2013) ... won an NBA Championship with the Warriors in 2015 ... has been named the NBA's Player of the Week four times ... has appeared in 750 career games, averaging 14.2 points, 9.2 rebounds and 2.3 assists in 30.4 minutes ... ranks 10th among active players with a career shooting mark of .533 (4,339-8,146) from the field ... has appeared in 28 playoff games, averaging 6.4 points, 4.7 rebounds and 1.1 assists in 15.1 minutes ... originally drafted by New York in the first round with the 30th overall pick in the 2005 NBA Draft.

## NBA PLAYOFF STATISTICS

| Year          | TEAM | G         | MINS       | FGM-FGA       | PCT         | FTM-FTA      | FT%         | FG3-FG3A   | PCT        | OFF-DEF-TOT      | R/G        | AST       | A/G        | PF        | DQ       | STL       | BLK      | PTS        | AVG        |
|---------------|------|-----------|------------|---------------|-------------|--------------|-------------|------------|------------|------------------|------------|-----------|------------|-----------|----------|-----------|----------|------------|------------|
| 12-13         | GSW  | 6         | 65         | 13-33         | .394        | 4-6          | .667        | 0-0        | ---        | 6-22-28          | 4.7        | 5         | 0.8        | 5         | 0        | 3         | 1        | 30         | 5.0        |
| 13-14         | GSW  | 7         | 217        | 41-77         | .532        | 15-19        | .789        | 0-0        | ---        | 24-40-64         | 9.1        | 18        | 2.6        | 28        | 1        | 4         | 0        | 97         | 13.9       |
| 14-15         | GSW  | 13        | 107        | 16-40         | .400        | 8-15         | .533        | 0-0        | ---        | 11-23-34         | 2.6        | 8         | 0.6        | 17        | 0        | 3         | 2        | 40         | 3.1        |
| 15-16         | DAL  | 2         | 33         | 6-8           | .750        | 0-0          | ---         | 0-0        | ---        | 1-5-6            | 3.0        | 1         | 0.5        | 7         | 0        | 0         | 0        | 12         | 6.0        |
| <b>TOTALS</b> |      | <b>28</b> | <b>422</b> | <b>76-158</b> | <b>.481</b> | <b>27-40</b> | <b>.675</b> | <b>0-0</b> | <b>---</b> | <b>42-90-132</b> | <b>4.7</b> | <b>32</b> | <b>1.1</b> | <b>57</b> | <b>1</b> | <b>10</b> | <b>3</b> | <b>179</b> | <b>6.4</b> |



# DAVID LEE GAME-BY-GAME

David Lee / San Antonio Spurs


| DATE       | TM | @ | OPP | W  | L | O   | P  | G | GS | MIN | FG | FGA   | FG% | FG3 | FG3A | FG3% | FT | FTA | FT%   | OREB | DREB | REB | AST | PF | DQ | STL | TO | BLK | PTS | PPG |     |
|------------|----|---|-----|----|---|-----|----|---|----|-----|----|-------|-----|-----|------|------|----|-----|-------|------|------|-----|-----|----|----|-----|----|-----|-----|-----|-----|
| 10/25/2016 | SA | @ | GS  | W. | - | -   | 1  | 0 | 11 | 2   | 4  | .500  | 0   | 0   | ---  | ---  | 2  | 2   | 1.000 | 3    | 3    | 6   | 2   | 1  | 0  | 0   | 2  | 0   | 6   | 6.0 |     |
| 10/27/2016 | SA | @ | SAC | W. | - | -   | 2  | 0 | 16 | 5   | 6  | .833  | 0   | 0   | ---  | ---  | 2  | 2   | 1.000 | 2    | 3    | 5   | 2   | 3  | 0  | 2   | 0  | 1   | 12  | 9.0 |     |
| 10/29/2016 | SA | v | NO  | W. | - | -   | 3  | 0 | 15 | 3   | 6  | .500  | 0   | 0   | ---  | ---  | 0  | 0   | ---   | 1    | 4    | 5   | 1   | 0  | 0  | 0   | 0  | 0   | 6   | 8.0 |     |
| 10/30/2016 | SA | @ | MIA | W. | - | F   | 4  | 1 | 25 | 3   | 7  | .429  | 0   | 0   | ---  | ---  | 2  | 2   | 1.000 | 4    | 7    | 11  | 0   | 4  | 0  | 1   | 0  | 0   | 8   | 8.0 |     |
| 11/01/2016 | SA | v | UTA | .L | - | -   | 5  | 1 | 14 | 2   | 3  | .667  | 0   | 0   | ---  | ---  | 1  | 1   | 1.000 | 1    | 1    | 2   | 0   | 3  | 0  | 1   | 1  | 0   | 5   | 7.4 |     |
| 11/04/2016 | SA | @ | UTA | W. | - | -   | 6  | 1 | 14 | 2   | 2  | 1.000 | 0   | 0   | ---  | ---  | 0  | 0   | ---   | 1    | 0    | 1   | 2   | 1  | 0  | 0   | 0  | 0   | 4   | 6.8 |     |
| 11/05/2016 | SA | v | LAC | .L | - | -   | 7  | 1 | 14 | 1   | 4  | .250  | 0   | 0   | ---  | ---  | 3  | 4   | .750  | 1    | 3    | 4   | 1   | 1  | 0  | 0   | 0  | 0   | 5   | 6.6 |     |
| 11/09/2016 | SA | v | HOU | .L | - | -   | 8  | 1 | 16 | 4   | 6  | .667  | 0   | 0   | ---  | ---  | 2  | 4   | .500  | 1    | 3    | 4   | 2   | 1  | 0  | 1   | 1  | 0   | 10  | 7.0 |     |
| 11/11/2016 | SA | v | DET | W. | - | -   | 9  | 1 | 16 | 2   | 2  | 1.000 | 0   | 0   | ---  | ---  | 0  | 0   | ---   | 1    | 1    | 2   | 1   | 0  | 0  | 0   | 0  | 0   | 4   | 6.7 |     |
| 11/12/2016 | SA | @ | HOU | W. | - | -   | 10 | 1 | 21 | 2   | 3  | .667  | 0   | 0   | ---  | ---  | 2  | 3   | .667  | 0    | 6    | 6   | 0   | 3  | 0  | 0   | 0  | 1   | 6   | 6.6 |     |
| 11/14/2016 | SA | v | MIA | W. | - | -   | 11 | 1 | 17 | 2   | 4  | .500  | 0   | 0   | ---  | ---  | 1  | 2   | .500  | 2    | 5    | 7   | 2   | 0  | 0  | 0   | 0  | 1   | 5   | 6.5 |     |
| 11/16/2016 | SA | @ | SAC | W. | - | -   | 12 | 1 | 11 | 2   | 4  | .500  | 0   | 0   | ---  | ---  | 0  | 0   | ---   | 2    | 1    | 3   | 3   | 4  | 0  | 1   | 2  | 0   | 4   | 6.3 |     |
| 11/18/2016 | SA | @ | LAL | W. | - | -   | 13 | 1 | 18 | 1   | 1  | 1.000 | 0   | 0   | ---  | ---  | 2  | 2   | 1.000 | 1    | 2    | 3   | 0   | 1  | 0  | 1   | 1  | 0   | 4   | 6.1 |     |
| 11/21/2016 | SA | v | DAL | W. | - | -   | 14 | 1 | 28 | 6   | 10 | .600  | 0   | 0   | ---  | ---  | 0  | 1   | .000  | 2    | 2    | 4   | 3   | 2  | 0  | 2   | 0  | 1   | 12  | 6.5 |     |
| 11/23/2016 | SA | @ | CHA | W. | - | -   | 15 | 1 | 18 | 2   | 4  | .500  | 0   | 0   | ---  | ---  | 2  | 2   | 1.000 | 0    | 3    | 3   | 4   | 4  | 0  | 0   | 3  | 2   | 6   | 6.5 |     |
| 11/25/2016 | SA | @ | BOS | W. | - | -   | 16 | 1 | 18 | 6   | 9  | .667  | 0   | 0   | ---  | ---  | 3  | 3   | 1.000 | 7    | 5    | 12  | 3   | 0  | 0  | 0   | 3  | 0   | 15  | 7.0 |     |
| 11/26/2016 | SA | @ | WAS | W. | - | -   | 17 | 1 | 20 | 2   | 4  | .500  | 0   | 0   | ---  | ---  | 0  | 0   | ---   | 0    | 7    | 7   | 1   | 3  | 0  | 0   | 1  | 2   | 4   | 6.8 |     |
| 11/29/2016 | SA | v | ORL | .L | - | -   | 18 | 1 | 12 | 0   | 4  | .000  | 0   | 0   | ---  | ---  | 2  | 2   | 1.000 | 1    | 2    | 3   | 1   | 0  | 0  | 0   | 1  | 0   | 2   | 6.6 |     |
| 11/30/2016 | SA | @ | DAL | W. | - | -   | 19 | 1 | 22 | 3   | 6  | .500  | 0   | 0   | ---  | ---  | 1  | 2   | .500  | 0    | 5    | 5   | 0   | 2  | 0  | 0   | 1  | 1   | 7   | 6.6 |     |
| 12/02/2016 | SA | v | WAS | W. | - | -   | 20 | 1 | 17 | 3   | 6  | .500  | 0   | 0   | ---  | ---  | 2  | 4   | .500  | 3    | 4    | 7   | 2   | 1  | 0  | 0   | 1  | 0   | 8   | 6.7 |     |
| 12/05/2016 | SA | @ | MIL | W. | - | -   | 21 | 1 | 9  | 1   | 1  | 1.000 | 0   | 0   | ---  | ---  | 0  | 0   | ---   | 0    | 2    | 2   | 0   | 1  | 0  | 0   | 0  | 0   | 2   | 6.4 |     |
| 12/06/2016 | SA | @ | MIN | W. | - | -   | 22 | 1 | 12 | 2   | 4  | .500  | 0   | 0   | ---  | ---  | 0  | 0   | ---   | 0    | 2    | 2   | 2   | 0  | 0  | 1   | 1  | 0   | 4   | 6.3 |     |
| 12/08/2016 | SA | @ | CHI | .L | - | -   | 23 | 1 | 21 | 4   | 6  | .667  | 0   | 0   | ---  | ---  | 1  | 2   | .500  | 2    | 2    | 4   | 2   | 2  | 0  | 0   | 1  | 1   | 9   | 6.4 |     |
| 12/10/2016 | SA | v | BRK | W. | - | -   | 24 | 1 | 19 | 3   | 5  | .600  | 0   | 0   | ---  | ---  | 2  | 2   | 1.000 | 2    | 6    | 8   | 2   | 1  | 0  | 0   | 0  | 0   | 8   | 6.5 |     |
| 12/14/2016 | SA | v | BOS | W. | - | F   | 25 | 2 | 30 | 3   | 5  | .600  | 0   | 0   | ---  | ---  | 2  | 3   | .667  | 2    | 8    | 10  | 3   | 3  | 0  | 1   | 1  | 0   | 8   | 6.6 |     |
| 12/15/2016 | SA | @ | PHO | W. | - | -   | 26 | 2 | 19 | 3   | 7  | .429  | 0   | 0   | ---  | ---  | 1  | 1   | 1.000 | 1    | 7    | 8   | 0   | 0  | 0  | 0   | 4  | 0   | 7   | 6.6 |     |
| 12/18/2016 | SA | v | NO  | W. | - | -   | 27 | 2 | 18 | 2   | 3  | .667  | 0   | 0   | ---  | ---  | 0  | 1   | .000  | 2    | 4    | 6   | 3   | 3  | 0  | 0   | 1  | 0   | 4   | 6.5 |     |
| 12/20/2016 | SA | @ | HOU | W. | - | -   | 28 | 2 | 17 | 3   | 5  | .600  | 0   | 0   | ---  | ---  | 0  | 0   | ---   | 0    | 4    | 4   | 1   | 1  | 0  | 0   | 0  | 1   | 6   | 6.5 |     |
| 12/22/2016 | SA | @ | LAC | .L | - | -   | 29 | 2 | 16 | 3   | 3  | 1.000 | 0   | 0   | ---  | ---  | 0  | 0   | ---   | 2    | 3    | 5   | 2   | 2  | 0  | 0   | 0  | 0   | 6   | 6.4 |     |
| 12/23/2016 | SA | @ | POR | W. | - | -   | 30 | 2 | 20 | 2   | 6  | .333  | 0   | 0   | ---  | ---  | 0  | 0   | ---   | 3    | 6    | 9   | 2   | 3  | 0  | 0   | 0  | 0   | 4   | 6.4 |     |
| 12/25/2016 | SA | v | CHI | W. | - | -   | 31 | 2 | 16 | 4   | 5  | .800  | 0   | 0   | ---  | ---  | 1  | 1   | 1.000 | 0    | 2    | 2   | 1   | 1  | 0  | 0   | 0  | 0   | 9   | 6.5 |     |
| 12/28/2016 | SA | v | PHO | W. | - | -   | 32 | 2 | 16 | 6   | 7  | .857  | 0   | 0   | ---  | ---  | 0  | 0   | ---   | 2    | 1    | 3   | 2   | 0  | 0  | 0   | 1  | 0   | 12  | 6.6 |     |
| 12/30/2016 | SA | v | POR | W. | - | -   | 33 | 2 | 16 | 4   | 4  | 1.000 | 0   | 0   | ---  | ---  | 0  | 0   | ---   | 2    | 2    | 4   | 1   | 0  | 0  | 1   | 3  | 0   | 8   | 6.7 |     |
| 01/01/2017 | SA | @ | ATL | .L | 1 | -   | 34 | 2 | 18 | 4   | 9  | .444  | 0   | 0   | ---  | ---  | 0  | 0   | ---   | 1    | 2    | 3   | 2   | 3  | 0  | 0   | 2  | 0   | 8   | 6.7 |     |
| 01/03/2017 | SA | v | TOR | W. | - | -   | 35 | 2 | 15 | 4   | 6  | .667  | 0   | 0   | ---  | ---  | 0  | 0   | ---   | 2    | 2    | 4   | 1   | 0  | 0  | 1   | 0  | 1   | 8   | 6.7 |     |
| 01/05/2017 | SA | @ | DEN | W. | - | -   | 36 | 2 | 6  | 0   | 1  | .000  | 0   | 0   | ---  | ---  | 0  | 0   | ---   | 2    | 3    | 5   | 1   | 0  | 0  | 0   | 1  | 1   | 0   | 6.6 |     |
| 01/07/2017 | SA | v | CHA | W. | - | DNP |    |   |    |     |    |       |     |     |      |      |    |     |       |      |      |     |     |    |    |     |    |     |     |     |     |
| 01/10/2017 | SA | v | MIL | .L | - | F   | 37 | 3 | 26 | 5   | 6  | .833  | 0   | 0   | ---  | ---  | 0  | 0   | ---   | 4    | 3    | 7   | 1   | 0  | 0  | 0   | 2  | 1   | 10  | 6.6 |     |
| 01/12/2017 | SA | v | LAL | W. | - | -   | 38 | 3 | 14 | 1   | 3  | .333  | 0   | 0   | ---  | ---  | 2  | 2   | 1.000 | 0    | 3    | 3   | 3   | 0  | 0  | 1   | 4  | 0   | 4   | 6.6 |     |
| 01/14/2017 | SA | @ | PHO | .L | - | -   | 39 | 3 | 13 | 1   | 1  | 1.000 | 0   | 0   | ---  | ---  | 0  | 0   | ---   | 1    | 2    | 3   | 0   | 1  | 0  | 0   | 0  | 0   | 2   | 6.5 |     |
| 01/17/2017 | SA | v | MIN | W. | - | -   | 40 | 3 | 15 | 1   | 4  | .250  | 0   | 0   | ---  | ---  | 3  | 4   | .750  | 1    | 3    | 4   | 4   | 2  | 0  | 0   | 0  | 0   | 5   | 6.4 |     |
| 01/19/2017 | SA | v | DEN | W. | - | C   | 41 | 4 | 33 | 5   | 7  | .714  | 0   | 0   | ---  | ---  | 0  | 0   | ---   | 5    | 11   | 16  | 2   | 2  | 0  | 1   | 0  | 1   | 10  | 6.5 |     |
| 01/21/2017 | SA | @ | CLE | W. | 1 | C   | 42 | 5 | 36 | 7   | 11 | .636  | 0   | 0   | ---  | ---  | 0  | 0   | ---   | 3    | 8    | 11  | 3   | 3  | 0  | 0   | 1  | 1   | 14  | 6.7 |     |
| 01/23/2017 | SA | @ | BRK | W. | - | -   | 43 | 5 | 25 | 7   | 13 | .538  | 0   | 0   | ---  | ---  | 1  | 2   | .500  | 4    | 3    | 7   | 2   | 2  | 0  | 1   | 1  | 0   | 15  | 6.9 |     |
| 01/24/2017 | SA | @ | TOR | W. | - | C   | 44 | 6 | 21 | 4   | 7  | .571  | 0   | 0   | ---  | ---  | 3  | 4   | .750  | 1    | 5    | 6   | 2   | 2  | 0  | 0   | 2  | 0   | 11  | 7.0 |     |
| 01/27/2017 | SA | @ | NO  | .L | - | C   | 45 | 7 | 29 | 5   | 7  | .714  | 0   | 0   | ---  | ---  | 3  | 4   | .750  | 5    | 5    | 10  | 0   | 2  | 0  | 1   | 1  | 1   | 13  | 7.1 |     |
| 01/29/2017 | SA | v | DAL | .L | - | -   | 46 | 7 | 26 | 7   | 9  | .778  | 0   | 0   | ---  | ---  | 0  | 0   | ---   | 1    | 2    | 3   | 4   | 2  | 0  | 0   | 0  | 0   | 14  | 7.3 |     |
| 01/31/2017 | SA | v | OKC | W. | - | -   | 47 | 7 | 26 | 3   | 7  | .429  | 0   | 0   | ---  | ---  | 1  | 2   | .500  | 2    | 5    | 7   | 0   | 2  | 0  | 0   | 2  | 1   | 7   | 7.3 |     |
| 02/02/2017 | SA | v | PHI | W. | - | -   | 48 | 7 | 17 | 4   | 7  | .571  | 0   | 0   | ---  | ---  | 4  | 6   | .667  | 3    | 6    | 9   | 1   | 1  | 0  | 2   | 3  | 2   | 12  | 7.4 |     |
| 02/04/2017 | SA | v | DEN | W. | - | -   | 49 | 7 | 21 | 0   | 5  | .000  | 0   | 0   | ---  | ---  | 1  | 2   | .500  | 2    | 3    | 5   | 4   | 2  | 0  | 2   | 0  | 0   | 1   | 7.2 |     |
| 02/06/2017 | SA | @ | MEM | .L | - | -   | 50 | 7 | 17 | 6   | 6  | 1.000 | 0   | 0   | ---  | ---  | 2  | 5   | .400  | 1    | 2    | 3   | 0   | 3  | 0  | 1   | 0  | 1   | 14  | 7.4 |     |
| 02/08/2017 | SA | @ | PHI | W. | - | -   | 51 | 7 | 14 | 1   | 2  | .500  | 0   | 0   | ---  | ---  | 0  | 0   | ---   | 0    | 6    | 6   | 4   | 3  | 0  | 0   | 3  | 0   | 2   | 7.3 |     |
| 02/10/2017 | SA | @ | DET | W. | - | -   | 52 | 7 | 20 | 5   | 10 | .500  | 0   | 0   | ---  | ---  | 1  | 1   | 1.000 | 3    | 4    | 7   | 2   | 2  | 0  | 0   | 0  | 0   | 11  | 7.3 |     |
| 02/12/2017 | SA | @ | NY  | .L | - | -   | 53 | 7 | 21 | 5   | 8  | .625  | 0   | 0   | ---  | ---  | 0  | 0   | ---   | 4    | 3    | 7   | 1   | 1  | 0  | 1   | 2  | 0   | 10  | 7.4 |     |
| 02/13/2017 | SA | @ | IND | W. | - | -   | 54 | 7 | 22 | 4   | 5  | .800  | 0   | 0   | ---  | ---  | 4  | 5   | .800  | 3    | 8    | 11  | 1   | 3  | 0  | 0   | 2  | 1   | 12  | 7.5 |     |
| 02/15/2017 | SA | @ | ORL | W. | - | -   | 55 | 7 | 18 | 3   | 3  | 1.000 | 0   | 0   | ---  | ---  | 0  | 1   | .000  | 0    | 4    | 4   | 2   | 2  | 0  | 0   | 0  | 2   | 1   | 6   | 7.4 |
| 02/24/2017 | SA | @ | LAC | W. | - | -   | 56 | 7 | 11 | 1   | 5  | .200  | 0   | 0   | ---  | ---  | 0  | 0   | ---   | 2    | 3    | 5   | 0   | 1  | 0  | 0   | 0  | 1   | 2   | 7.3 |     |
| 02/26/2017 | SA | @ | LAL | W. | - | -   | 57 | 7 | 25 | 3   | 4  | .750  | 0   | 0   | ---  | ---  | 0  | 0   | ---   | 2    | 6    | 8   | 3   | 3  | 0  | 1   | 2  | 1   | 6   | 7.3 |     |
| 03/01/2017 | SA | v | IND | W. | - | -   | 58 | 7 | 21 | 8   | 8  | 1.000 | 0   | 0   | ---  | ---  | 2  | 2   | 1.000 | 2    | 3    | 5   | 0   | 1  | 0  | 0   | 0  | 1   | 18  | 7.5 |     |
| 03/03/2017 | SA | @ | NO  | W. | 1 | -   | 59 | 7 | 9  | 0   | 0  | ---   | 0   | 0   | ---  | ---  | 0  | 0   | ---   | 0    | 3    | 3   | 0   |    |    |     |    |     |     |     |     |



# KAWHI LEONARD



## LEONARD BIO



2

FORWARD

6-7 | 230

SIXTH SEASON

SAN DIEGO ST.

6/29/91

**HOW ACQUIRED:** Obtained from Indiana along with Davis Bertans and Erazem Lorbek in exchange for Geroge Hill (6/23/11)

**2016-17:** Started in 74 games this season, averaging a career-best 25.5 points, 5.8 rebounds, 3.5 assists and 1.80 steals in 33.4 minutes ... shot .485 from the field, .380 from three-point range and .880 from the foul line ... holds the best career winning percentage in NBA history (.769) ... led the team in scoring in 58 of his games ... recorded 30 points-or-more in 26 games this season ... has scored in double figures in 108 consecutive games dating back to 1/14/16 ... recorded a game-best 39 points (12-18 FG, 4-5 3FG, 11-11 FT) along with 6 rebounds, 5 assists and 2 blocks on 3/6 vs. Houston ... logged a double-double of 34 points (11-25 FG, 11-12 FT) and 10 rebounds as well as a season-high 6 steals and 5 assists on 3/4 vs. Minnesota ... registered a game-best 31 points (11-26 FG, 8-10 FT), 7 rebounds, 6 assists and 3 steals on 3/3 at New Orleans ... logged a double-double of 31 points (11-22 FG, 3-9 3FG, 6-6 FT) and 10 rebounds on 3/1 vs. Indiana ... in his fourth consecutive game with 30+ points, registered a game-high 32 points (13-23 FG, 2-3 3FG, 4-5 FT), 6 rebounds, 4 steals and 3 assists on 2/13 at Indiana ... on 2/10 at Detroit, logged a game-best 32 points (11-22 FG, 3-8 3FG, 7-9 FT), 6 rebounds and 5 assists ... led the team in scoring with 32 points (9-18 FG, 3-7 3FG, 11-11 FT) as well as 6 rebounds and 5 assists on 2/8 at Philadelphia ... on 1/31 vs. Oklahoma City, notched 36 points (8-17 FG, 3-5 FT), 8 rebounds, 5 assists, 2 steals and 2 blocks ... in his sixth consecutive game with over 30 points, notched a new career-best of 41 points (15-30 FG, 3-8 3FG, 8-8 FT), 6 rebounds and 5 assists in a career-high 46 minutes of play on 1/21 at Cleveland ... tallied 34 points (12-22 FG, 2-5 3FG, 8-8 FT), 5 rebounds, 4 assists and 2 steals on 1/19 vs. Denver ... on 1/17 vs. Minnesota, scored 34 points (12-17 FG, 2-3 3FG, 8-9 FT) and grabbed 7 rebounds and 5 assists ... logged 38 points (12-20 FG, 2-5 3FG, 12-14 FT) along with 4 rebounds and 3 assists on 1/14 at Phoenix ... registered 31 points (10-13 FG, 3-5 3FG, 8-9 FT), 2 rebounds, 2 assists and 2 steals in 26 minutes on 1/12 vs. L.A. Lakers ... tallied 30 points (10-16 FG, 2-3 3FG, 8-10 FT), 7 rebounds, 3 steals, 3 blocks and 2 assists in 36 minutes on 1/10 vs. Milwaukee ... logged a double-double of 25 points (7-14 FG, 3-5 3FG, 8-8 FT) and 10 rebounds as well as 5 assists and 3 steals on 12/25 vs. Chicago ... tallied 33 points (9-15 FG, 5-7 3FG, 10-10 FT), 3 rebounds and 2 assists on 12/23 at Portland ... registered 30 points (10-18 FG, 4-7 3FG, 6-6 FT), 6 rebounds and 3 assists in 27 minutes on 12/10 vs. Brooklyn ... registered his fourth double-double of the season with a game-high 25 points and 10 rebounds as well as 4 assists and 2 blocks on 11/25 at Boston ... logged his fifth 30-point game of the

season along with 5 rebounds and 4 assists on 11/23 at Charlotte ... recorded a double-double with 23 points (7-15 FG, 7-8 FT) and 12 rebounds, adding 7 assists on 11/18 at L.A. Lakers ... logged a double-double of 24 points and a team-leading 12 boards along with 4 assists in 34 minutes ... on 11/9 vs. Houston logged 34 points (11-26 FG, 4-6 3FG, 8-8 FT), 7 rebounds and two blocked shots in a season-high 38 minutes ... recorded a double-double on 11/4 at Utah with 29 points (9-18 FG, 10-10 FT), 11 rebounds and 4 assists ... recorded his 300th career start and 235th win on 10/29 vs. New Orleans, earning him more wins than any other player in NBA history through 300 starts ... in the season opener at Golden State on 10/25, finished with 35 points, going 15-for-15 at the charity stripe ... missed two games with gastroenteritis (12/28-12/30) ... sat out three games on rest (1/23, 3/8, 4/7) ... missed one game with a sore left hand (1/24) ... sat out a game with a quad contusion (2/6) ... sat out one game, concussion protocol (3/11).

**CAREER NOTES:** In his sixth NBA season, all with the Spurs ... re-signed with San Antonio on 7/16/15 ... acquired by the Spurs in a 2011 draft night trade that sent George Hill to Indiana in exchange for the draft rights to Leonard along with Davis Bertans and Erazem Lorbek ... was selected by the Pacers with the 15th overall pick in the 2011 NBA Draft ... the 2014 NBA Finals MVP ... a two-time winner of the NBA's Defensive Player of the Year Award (2015 and 2016) ... the only Spurs player to win multiple Defensive Player of the Year awards ... named to the NBA's All-First Team in 2016 ... has earned All-Defensive First Team honors twice (2015 and 2016) and was named to the All-Defensive Second Team in 2014 ... one of just three play-ers in NBA history to win both NBA Defensive Player of the Year and NBA Finals MVP (Michael Jordan and Hakeem Olajuwon are the others)... named a starter for the 2016 and 2017 NBA All-Star Games ... was selected to the All-Rookie First Team in 2012 ... has been named Western Conference Player of the Week twice ... played in his 300th NBA game at Dallas on 2/5/16, register-ing his 232nd win – the most in NBA history through a player's first 300 games ... played in his 72nd career playoff game at Oklahoma City on 5/6/16, and with the win became the fastest player to reach 50 playoff wins in Spurs franchise history ... in five NBA seasons, has appeared in 324 games, averaging 14.3 points, 6.3 rebounds, 2.0 assists and 1.77 steals in 29.9 min-utes ... has appeared in 75 playoff games, averaging 13.5 points, 7.4 rebounds, 1.3 assists and 1.6 steals in 32.9 minutes ... shooting .515 (334-649) from the field and .417 (83-199) from three-point range in the postseason ... won 41 playoff games in 58 appearances before his 23rd birthday, which ranks second all-time behind Kobe Bryant (42 wins) ... selected to play in the 2012 and 2013 Rookie Challenge at All-Star Weekend ... chosen to the 2012 USA Men's Select Team that participated in a training camp with Team USA prior to the 2012 Olympics ... attended mini-camp with Team USA in 2015.

## NBA PLAYOFF STATISTICS


| Year   | TEAM | G  | MINS | FGM-FGA | PCT  | FG3-FG3A | PCT  | FTM-FTA | FT%  | OFF-DEF-TOT | R/G | AST | A/G | PF  | DQ | STL | BLK | PTS  | AVG  |
|--------|------|----|------|---------|------|----------|------|---------|------|-------------|-----|-----|-----|-----|----|-----|-----|------|------|
| 11-12  | SA   | 14 | 379  | 45-90   | .500 | 18-40    | .450 | 13-16   | .813 | 18-65-83    | 5.9 | 8   | 0.6 | 23  | 0  | 17  | 6   | 121  | 8.6  |
| 12-13  | SA   | 21 | 775  | 115-211 | .545 | 23-59    | .390 | 31-49   | .633 | 50-140-190  | 9.0 | 22  | 1.0 | 40  | 0  | 37  | 11  | 284  | 13.5 |
| 13-14  | SA   | 23 | 736  | 122-239 | .510 | 31-74    | .419 | 53-72   | .736 | 31-124-155  | 6.7 | 38  | 1.7 | 66  | 0  | 39  | 14  | 328  | 14.3 |
| 14-15  | SA   | 7  | 250  | 52-109  | .477 | 11-26    | .423 | 27-35   | .771 | 13-39-52    | 7.4 | 18  | 2.6 | 18  | 0  | 8   | 4   | 142  | 20.3 |
| 15-16  | SA   | 10 | 339  | 83-166  | .500 | 17-39    | .436 | 42-51   | .824 | 14-49-63    | 6.3 | 28  | 2.8 | 21  | 0  | 26  | 14  | 225  | 22.5 |
| TOTALS |      | 75 | 2479 | 417-815 | .512 | 166-223  | .744 | 100-238 | .420 | 126-417-543 | 7.2 | 114 | 1.5 | 168 | 2  | 127 | 49  | 1100 | 14.7 |



# KAWHI LEONARD GAME-BY-GAME

## Kawhi Leonard / San Antonio Spurs

| DATE       | TM | @ | OPP | WL | O | P   | G  | G  | MIN | FG | FGA | FG%  | FG3 | FG3A | FG3%  | FT | FTA | FT%   | OREB | DREB | REB | AST | PF | DQ | STL | TO | BLK | PTS | PPG  |
|------------|----|---|-----|----|---|-----|----|----|-----|----|-----|------|-----|------|-------|----|-----|-------|------|------|-----|-----|----|----|-----|----|-----|-----|------|
| 10/25/2016 | SA | @ | GS  | W. | - | F   | 1  | 1  | 32  | 10 | 21  | .476 | 0   | 3    | .000  | 15 | 15  | 1.000 | 3    | 2    | 5   | 3   | 1  | 0  | 5   | 2  | 0   | 35  | 35.0 |
| 10/27/2016 | SA | @ | SAC | W. | - | F   | 2  | 2  | 35  | 11 | 21  | .524 | 1   | 5    | .200  | 7  | 7   | 1.000 | 0    | 3    | 3   | 5   | 5  | 0  | 5   | 1  | 0   | 30  | 32.5 |
| 10/29/2016 | SA | v | NO  | W. | - | F   | 3  | 3  | 28  | 6  | 12  | .500 | 2   | 4    | .500  | 6  | 6   | 1.000 | 0    | 4    | 4   | 3   | 1  | 0  | 2   | 0  | 0   | 20  | 28.3 |
| 10/30/2016 | SA | @ | MIA | W. | - | F   | 4  | 4  | 30  | 8  | 16  | .500 | 1   | 3    | .333  | 10 | 12  | .833  | 0    | 2    | 2   | 6   | 3  | 0  | 1   | 4  | 1   | 27  | 28.0 |
| 11/01/2016 | SA | v | UTA | .L | - | F   | 5  | 5  | 36  | 10 | 18  | .556 | 5   | 7    | .714  | 5  | 5   | 1.000 | 0    | 7    | 7   | 2   | 1  | 0  | 2   | 2  | 0   | 30  | 28.4 |
| 11/04/2016 | SA | @ | UTA | W. | - | F   | 6  | 6  | 32  | 9  | 18  | .500 | 1   | 5    | .200  | 10 | 10  | 1.000 | 4    | 7    | 11  | 4   | 2  | 0  | 1   | 1  | 1   | 29  | 28.5 |
| 11/05/2016 | SA | v | LAC | .L | - | F   | 7  | 7  | 28  | 3  | 13  | .231 | 0   | 3    | .000  | 8  | 8   | 1.000 | 1    | 5    | 6   | 1   | 1  | 0  | 1   | 2  | 1   | 14  | 26.4 |
| 11/09/2016 | SA | v | HOU | .L | - | F   | 8  | 8  | 39  | 11 | 26  | .423 | 4   | 6    | .667  | 8  | 8   | 1.000 | 2    | 5    | 7   | 1   | 1  | 0  | 1   | 2  | 2   | 34  | 27.4 |
| 11/11/2016 | SA | v | DET | W. | - | F   | 9  | 9  | 37  | 5  | 18  | .278 | 4   | 5    | .800  | 3  | 3   | 1.000 | 0    | 4    | 4   | 1   | 1  | 0  | 4   | 2  | 0   | 17  | 26.2 |
| 11/12/2016 | SA | @ | HOU | W. | - | F   | 10 | 10 | 38  | 9  | 16  | .563 | 0   | 5    | .000  | 2  | 2   | 1.000 | 0    | 2    | 2   | 0   | 3  | 0  | 4   | 2  | 0   | 20  | 25.6 |
| 11/14/2016 | SA | v | MIA | W. | - | F   | 11 | 11 | 35  | 7  | 19  | .368 | 3   | 5    | .600  | 7  | 9   | .778  | 1    | 11   | 12  | 4   | 2  | 0  | 0   | 4  | 0   | 24  | 25.5 |
| 11/16/2016 | SA | @ | SAC | W. | - | F   | 12 | 12 | 32  | 7  | 14  | .500 | 4   | 9    | .444  | 2  | 2   | 1.000 | 2    | 4    | 6   | 1   | 1  | 0  | 4   | 1  | 1   | 20  | 25.0 |
| 11/18/2016 | SA | @ | LAL | W. | - | F   | 13 | 13 | 39  | 7  | 15  | .467 | 2   | 7    | .286  | 7  | 8   | .875  | 1    | 11   | 12  | 7   | 0  | 0  | 2   | 3  | 0   | 23  | 24.8 |
| 11/21/2016 | SA | v | DAL | W. | - | F   | 14 | 14 | 34  | 8  | 19  | .421 | 1   | 1    | 1.000 | 7  | 8   | .875  | 2    | 7    | 9   | 4   | 2  | 0  | 1   | 1  | 0   | 24  | 24.8 |
| 11/23/2016 | SA | @ | CHA | W. | - | F   | 15 | 15 | 37  | 14 | 21  | .667 | 2   | 7    | .286  | 0  | 1   | .000  | 2    | 3    | 5   | 4   | 2  | 0  | 1   | 0  | 1   | 30  | 25.1 |
| 11/25/2016 | SA | @ | BOS | W. | - | F   | 16 | 16 | 35  | 8  | 18  | .444 | 3   | 7    | .429  | 6  | 6   | 1.000 | 2    | 8    | 10  | 4   | 1  | 0  | 0   | 2  | 2   | 25  | 25.1 |
| 11/26/2016 | SA | @ | WAS | W. | - | F   | 17 | 17 | 36  | 5  | 14  | .357 | 1   | 6    | .167  | 8  | 10  | .800  | 0    | 1    | 1   | 5   | 1  | 0  | 3   | 3  | 0   | 19  | 24.8 |
| 11/29/2016 | SA | v | ORL | .L | - | F   | 18 | 18 | 32  | 6  | 16  | .375 | 1   | 4    | .250  | 8  | 9   | .889  | 1    | 1    | 2   | 0   | 1  | 0  | 2   | 2  | 0   | 21  | 24.6 |
| 11/30/2016 | SA | @ | DAL | W. | - | F   | 19 | 19 | 31  | 5  | 16  | .313 | 2   | 5    | .400  | 9  | 12  | .750  | 1    | 6    | 7   | 2   | 1  | 0  | 2   | 2  | 0   | 21  | 24.4 |
| 12/02/2016 | SA | v | WAS | W. | - | F   | 20 | 20 | 34  | 9  | 18  | .500 | 2   | 4    | .500  | 3  | 3   | 1.000 | 1    | 4    | 5   | 2   | 1  | 0  | 2   | 1  | 0   | 23  | 24.3 |
| 12/05/2016 | SA | @ | MIL | W. | - | F   | 21 | 21 | 31  | 9  | 22  | .409 | 1   | 5    | .200  | 2  | 2   | 1.000 | 2    | 7    | 9   | 0   | 1  | 0  | 0   | 2  | 2   | 21  | 24.1 |
| 12/06/2016 | SA | @ | MIN | W. | - | F   | 22 | 22 | 36  | 11 | 15  | .733 | 2   | 3    | .667  | 7  | 8   | .875  | 0    | 1    | 1   | 4   | 1  | 0  | 2   | 1  | 0   | 31  | 24.5 |
| 12/08/2016 | SA | @ | CHI | .L | - | F   | 23 | 23 | 38  | 10 | 19  | .526 | 1   | 2    | .500  | 3  | 3   | 1.000 | 3    | 5    | 8   | 5   | 3  | 0  | 2   | 2  | 0   | 24  | 24.4 |
| 12/10/2016 | SA | v | BRK | W. | - | F   | 24 | 24 | 27  | 10 | 18  | .556 | 4   | 7    | .571  | 6  | 6   | 1.000 | 1    | 6    | 7   | 3   | 1  | 0  | 1   | 0  | 1   | 30  | 24.7 |
| 12/14/2016 | SA | v | BOS | W. | - | F   | 25 | 25 | 37  | 9  | 17  | .529 | 1   | 5    | .200  | 7  | 7   | 1.000 | 1    | 2    | 3   | 6   | 1  | 0  | 2   | 4  | 1   | 26  | 24.7 |
| 12/15/2016 | SA | @ | PHO | W. | - | F   | 26 | 26 | 27  | 6  | 12  | .500 | 1   | 3    | .333  | 5  | 5   | 1.000 | 2    | 8    | 10  | 4   | 0  | 0  | 2   | 1  | 0   | 18  | 24.5 |
| 12/18/2016 | SA | v | NO  | W. | - | F   | 27 | 27 | 24  | 5  | 10  | .500 | 1   | 3    | .333  | 2  | 2   | 1.000 | 0    | 2    | 2   | 0   | 1  | 0  | 1   | 0  | 1   | 13  | 24.0 |
| 12/20/2016 | SA | @ | HOU | W. | - | F   | 28 | 28 | 36  | 5  | 15  | .333 | 0   | 4    | .000  | 11 | 13  | .846  | 0    | 5    | 5   | 4   | 1  | 0  | 5   | 7  | 0   | 21  | 23.9 |
| 12/22/2016 | SA | @ | LAC | .L | - | F   | 29 | 29 | 34  | 8  | 19  | .421 | 1   | 3    | .333  | 10 | 11  | .909  | 4    | 5    | 9   | 5   | 2  | 0  | 1   | 4  | 2   | 27  | 24.0 |
| 12/23/2016 | SA | @ | POR | W. | - | F   | 30 | 30 | 32  | 9  | 15  | .600 | 5   | 7    | .714  | 10 | 10  | 1.000 | 0    | 3    | 3   | 2   | 2  | 0  | 1   | 2  | 0   | 33  | 24.3 |
| 12/25/2016 | SA | v | CHI | W. | - | F   | 31 | 31 | 38  | 7  | 14  | .500 | 3   | 5    | .600  | 8  | 8   | 1.000 | 4    | 6    | 10  | 5   | 1  | 0  | 3   | 2  | 1   | 25  | 24.4 |
| 12/28/2016 | SA | v | PHO | W. | - | DNP |    |    |     |    |     |      |     |      |       |    |     |       |      |      |     |     |    |    |     |    |     |     |      |
| 12/30/2016 | SA | v | POR | W. | - | DNP |    |    |     |    |     |      |     |      |       |    |     |       |      |      |     |     |    |    |     |    |     |     |      |
| 01/01/2017 | SA | @ | ATL | .L | 1 | F   | 32 | 32 | 28  | 3  | 12  | .250 | 1   | 6    | .167  | 6  | 7   | .857  | 2    | 2    | 4   | 2   | 3  | 0  | 1   | 1  | 1   | 13  | 24.0 |
| 01/03/2017 | SA | v | TOR | W. | - | F   | 33 | 33 | 28  | 8  | 12  | .667 | 5   | 7    | .714  | 4  | 5   | .800  | 1    | 3    | 4   | 2   | 2  | 0  | 2   | 0  | 3   | 25  | 24.0 |
| 01/05/2017 | SA | @ | DEN | W. | - | F   | 34 | 34 | 36  | 9  | 19  | .474 | 3   | 6    | .500  | 3  | 4   | .750  | 1    | 5    | 6   | 5   | 2  | 0  | 0   | 1  | 2   | 24  | 24.0 |
| 01/07/2017 | SA | v | CHA | W. | - | F   | 35 | 35 | 33  | 7  | 18  | .389 | 3   | 10   | .300  | 2  | 2   | 1.000 | 0    | 2    | 2   | 3   | 2  | 0  | 0   | 2  | 1   | 19  | 23.9 |
| 01/10/2017 | SA | v | MIL | .L | - | F   | 36 | 36 | 36  | 10 | 16  | .625 | 2   | 3    | .667  | 8  | 10  | .800  | 2    | 5    | 7   | 2   | 1  | 0  | 3   | 1  | 3   | 30  | 24.1 |
| 01/12/2017 | SA | v | LAL | W. | - | F   | 37 | 37 | 26  | 10 | 13  | .769 | 3   | 5    | .600  | 8  | 9   | .889  | 0    | 2    | 2   | 2   | 0  | 0  | 2   | 0  | 0   | 31  | 24.2 |
| 01/14/2017 | SA | @ | PHO | .L | - | F   | 38 | 38 | 32  | 12 | 20  | .600 | 2   | 5    | .400  | 12 | 14  | .857  | 1    | 3    | 4   | 3   | 2  | 0  | 1   | 3  | 0   | 38  | 24.6 |
| 01/17/2017 | SA | v | MIN | W. | - | F   | 39 | 39 | 39  | 12 | 17  | .706 | 2   | 3    | .667  | 8  | 9   | .889  | 1    | 6    | 7   | 5   | 4  | 0  | 1   | 1  | 0   | 34  | 24.8 |
| 01/19/2017 | SA | v | DEN | W. | - | F   | 40 | 40 | 36  | 12 | 22  | .545 | 2   | 5    | .400  | 8  | 8   | 1.000 | 0    | 5    | 5   | 4   | 1  | 0  | 2   | 1  | 1   | 34  | 25.1 |
| 01/21/2017 | SA | @ | CLE | W. | 1 | F   | 41 | 41 | 46  | 15 | 30  | .500 | 3   | 8    | .375  | 8  | 8   | 1.000 | 0    | 6    | 6   | 5   | 3  | 0  | 1   | 6  | 1   | 41  | 25.5 |
| 01/23/2017 | SA | @ | BRK | W. | - | DNP |    |    |     |    |     |      |     |      |       |    |     |       |      |      |     |     |    |    |     |    |     |     |      |
| 01/24/2017 | SA | @ | TOR | W. | - | DNP |    |    |     |    |     |      |     |      |       |    |     |       |      |      |     |     |    |    |     |    |     |     |      |
| 01/27/2017 | SA | @ | NO  | .L | - | F   | 42 | 42 | 30  | 6  | 16  | .375 | 2   | 6    | .333  | 9  | 9   | 1.000 | 1    | 5    | 6   | 6   | 2  | 0  | 1   | 4  | 0   | 23  | 25.4 |
| 01/29/2017 | SA | v | DAL | .L | - | F   | 43 | 43 | 37  | 7  | 17  | .412 | 3   | 7    | .429  | 7  | 8   | .875  | 1    | 6    | 7   | 2   | 2  | 0  | 1   | 4  | 1   | 24  | 25.4 |
| 01/31/2017 | SA | v | OKC | W. | - | F   | 44 | 44 | 36  | 13 | 26  | .500 | 1   | 4    | .250  | 9  | 11  | .818  | 1    | 7    | 8   | 4   | 0  | 0  | 0   | 3  | 2   | 36  | 25.6 |
| 02/02/2017 | SA | v | PHI | W. | - | F   | 45 | 45 | 25  | 8  | 17  | .471 | 0   | 2    | .000  | 3  | 5   | .600  | 4    | 4    | 8   | 5   | 1  | 0  | 2   | 4  | 2   | 19  | 25.5 |
| 02/04/2017 | SA | v | DEN | W. | - | F   | 46 | 46 | 32  | 6  | 13  | .462 | 1   | 6    | .167  | 6  | 8   | .750  | 1    | 5    | 6   | 5   | 0  | 0  | 2   | 2  | 2   | 19  | 25.3 |
| 02/06/2017 | SA | @ | MEM | .L | - | DNP |    |    |     |    |     |      |     |      |       |    |     |       |      |      |     |     |    |    |     |    |     |     |      |
| 02/08/2017 | SA | @ | PHI | W. | - | F   | 47 | 47 | 37  | 9  | 18  | .500 | 3   | 7    | .429  | 11 | 11  | 1.000 | 1    | 5    | 6   | 5   | 2  | 0  | 0   | 2  | 0   | 32  | 25.5 |
| 02/10/2017 | SA | @ | DET | W. | - | F   | 48 | 48 | 33  | 11 | 22  | .500 | 3   | 8    | .375  | 7  | 9   | .778  | 0    | 6    | 6   | 5   | 2  | 0  | 1   | 3  | 0   | 32  | 25.6 |
| 02/12/2017 | SA | @ | NY  | .L | - | F   | 49 | 49 | 36  | 13 | 27  | .481 | 1   | 7    | .143  | 9  | 11  | .818  | 2    | 7    | 9   | 4   | 3  | 0  | 4   | 3  | 0   | 36  | 25.8 |
| 02/13/2017 | SA | @ | IND | W. | - | F   | 50 | 50 | 39  | 13 | 23  | .565 | 2   | 3    | .667  | 4  | 5   | .800  | 0    | 6    | 6   | 3   | 0  | 0  | 5   | 2  | 0   | 32  | 25.9 |
| 02/15/2017 | SA | @ | ORL | W. | - | F   | 51 | 51 | 27  | 8  | 18  | .444 | 2   | 5    | .400  | 4  | 4   | 1.000 | 1    | 4    | 5   | 1   | 1  | 0  | 2   | 1  | 1   | 22  | 25.9 |
| 02/24/2017 | SA | @ | LAC | W. | - | F   | 52 | 52 | 31  | 7  | 16  | .438 | 0   | 4    | .000  | 7  | 10  | .700  | 1    | 2    | 3   | 6   | 5  | 0  | 1   | 3  | 0   | 21  | 25.8 |
| 02/26/2017 | SA | @ | LAL | W. | - | F   | 53 | 53 | 26  | 9  | 18  | .500 | 2   | 7    | .286  | 5  | 6   | .833  | 1    | 2    | 3   | 1   | 0  | 0  | 0   | 2  | 0   | 25  | 25.8 |
| 03/01/2017 | SA | v | IND | W. | - | F   | 54 | 54 | 34  | 11 | 22  | .500 | 3   | 9    | .333  | 6  | 6   | 1.000 | 2    | 9    | 11  | 2   | 4  | 0  | 3   | 2  | 0   | 31  | 25.9 |
| 03/03/2017 | SA | @ | NO  | W. | 1 | F   | 55 | 55 | 40  | 11 | 26  | .423 | 1   | 5    | .200  | 8  | 10  | .800  | 1    | 6    | 7   | 6   | 1  | 0  | 3   | 1  | 0   |     |      |



# 8

**GUARD**

**6-0 | 180**

**EIGHTH SEASON**

**ST. MARY'S**

**8/11/1988**

## MILLS BIO

**HOW ACQUIRED:** Signed by the Spurs on 3/27/12.

**2016-17:** Appeared in 80 games with eight starts, averaging 9.5 points, 3.5 assists and 1.8 rebounds in 21.9 minutes ... shot .440 from the field, .414 from long-range and .825 from the free throw line ... scored in double figures in 38 games ... led the team in assists 17 times and in steals 11 times ... one of two players (Lou Williams) this season to log 200+ assists and 120+ threes from the bench ... posted a team-best 21 points (8-13 FG, 5-7 3FG) along with 4 assists, 2 rebounds and a steal in 21 minutes on 3/11 vs. Golden State ... notched 17 points (6-9 FG, 4-6 3FG, 1-1 FT) and a game-best and season-high-tying 10 assists on 3/8 vs. Sacramento ... tallied 15 points (5-10 FG, 4-9 3FG, 1-2 FT), 2 rebounds, 2 assists and 2 steals on 3/3 at New Orleans ... logged 18 points (8-15 FG, 2-5 3FG), 3 assists and 3 steals on 1/24 at Toronto ... scored a game-high 20 points (7-13 FG, 4-6 3FG, 2-3 FT) along with 3 rebounds and 2 assists on 1/23 at Brooklyn ... on 12/23 at Portland, matched his season-high of 23 points (7-9 FG, 5-7 3FG, 4-5 FT) while tallying 5 assists, 3 rebounds and 2 steals in 28 minutes ... led the team in assists with 8 to go with his 10 points (4-9 FG, 2-4 3FG) on 12/2 vs. Washington ... set a new season-high with a team-leading 23 points (9-12 FG, 5-6 3FG) along with 4 assists and 3 rebounds on 11/30 at Dallas ... registered 19 points (6-8 FG, 2-3 3FG, 5-5 FT) in 24 minutes on 11/25 at Boston ... tallied 17 points (6-11 FG, 2-5 3FG, 3-4 FT), 3 rebounds and 2 steals on 11/21 vs. Dallas ... recorded his 600th assist as a Spur on 11/12 at Houston to become one of six players in franchise history to have at least 600 assists and 400 three-pointers (Parker, Ginobili, Elliott, Bowen and Green) ... registered 16 points (6-11 FG, 4-7 3FG), 3 rebounds and 3 assists in a season-high 29 minutes on 11/4 at Utah ... produced 18 points (6-10 FG, 4-6 3FG, 2-2 FT) in 25 minutes in the second night of a back-to-back at Miami on 10/30 ... tallied 18 points (6-9 FG, 4-7 3FG, 2-2 FT) and 5 assists on 10/29 vs. New Orleans ... in the season opener on 10/25 at Golden State, recorded 11 points (4-9 FG, 3-5 3FG), 5 assists and 4 steals in 17 minutes of play ... missed one game with left calf tightness (1/14) ... sat out one game DNP-CD (4/2).

**CAREER NOTES:** Is in his eighth NBA season, his fifth with the Spurs ... signed by San Antonio on 3/27/12 ... re-signed with the team on 7/13/12 and 7/12/14 ... originally selected by the Portland Trail Blazers in the second round of the 2009 NBA Draft with the 55th overall pick ... spent two seasons with the Trail Blazers ... has appeared in 361 NBA games, averaging 7.5 points, 1.9 assists and 1.5 rebounds in 15.9 minutes ... a career .389 (445-1,143) shooter from long range ... ranks ninth on the Spurs all-time three-pointers made list (396) ... has appeared in 62 playoff games, averaging 5.5 points, 1.2 rebounds and 1.1 assists in 11.4 minutes ... has also played professionally in China and Australia ... member of the Australian National Team since 2007 ... played for the Boomers in the 2008 Olympic Games in Beijing ... was the only collegiate basketball player competing in the 2008 Olympic Games ... the youngest player in the history of Australia to compete in the Olympic Games in basketball ... in six games he averaged a team-best 14.2 points per game while coming off the bench in each game ... helped the Boomers qualify for the 2012 Olympics by capturing the 2011 FIBA Oceania Championship ... was the leading scorer in the 2012 Olympics in London, averaging 21.2 points ... helped guide the Boomers to the second round ... posted a tournament-high 39 points (9-15 FG, 5-7 3FG, 6-6) vs. Great Britain ... led the Boomers to a first place finish at the 2013 FIBA Oceania Championship ... led Australia to a fourth place finish at the 2016 Rio Olympics, averaging 21.3 points, 1.7 assists and 1.6 assists in 29.6 in seven games ... ranked second in the tournament in scoring.

## NBA PLAYOFF STATISTICS

| Year          | TEAM | G         | MINS       | FGM-FGA        | PCT         | FG3-FG3A      | PCT         | FTM-FTA      | FT%         | OFF-DEF-TOT    | R/G        | AST       | A/G        | PF        | DQ       | STL       | BLK      | PTS        | AVG        |
|---------------|------|-----------|------------|----------------|-------------|---------------|-------------|--------------|-------------|----------------|------------|-----------|------------|-----------|----------|-----------|----------|------------|------------|
| 09-10         | POR  | 3         | 12         | 2-4            | .500        | 1-1           | 1.000       | 1-1          | 1.000       | 0-0-0          | 0.0        | 3         | 1.0        | 1         | 0        | 0         | 0        | 6          | 2.0        |
| 10-11         | POR  | 2         | 5          | 0-2            | .000        | 0-1           | .000        | 0-0          | ---         | 0-1-1          | 0.5        | 0         | 0.0        | 0         | 0        | 0         | 0        | 0          | 0.0        |
| 11-12         | SA   | 8         | 31         | 6-11           | .545        | 3-5           | .600        | 0-0          | ---         | 1-2-3          | 0.4        | 5         | 0.6        | 2         | 0        | 1         | 0        | 15         | 1.9        |
| 12-13         | SA   | 9         | 31         | 5-10           | .500        | 2-7           | .286        | 0-0          | ---         | 1-2-3          | 0.3        | 2         | 0.2        | 2         | 0        | 0         | 0        | 12         | 1.3        |
| 13-14         | SA   | 23        | 351        | 63-141         | .447        | 32-79         | .405        | 10-13        | .769        | 3-32-35        | 1.5        | 33        | 1.4        | 31        | 0        | 17        | 1        | 168        | 7.3        |
| 14-15         | SA   | 7         | 112        | 21-42          | .500        | 16-28         | .571        | 13-13        | 1.000       | 4-15-19        | 2.7        | 8         | 1.1        | 15        | 0        | 2         | 0        | 71         | 10.1       |
| 15-16         | SA   | 10        | 167        | 23-53          | .434        | 13-36         | .361        | 7-11         | .636        | 0-14-14        | 1.4        | 20        | 2.0        | 3         | 0        | 7         | 0        | 66         | 6.6        |
| <b>TOTALS</b> |      | <b>62</b> | <b>709</b> | <b>120-263</b> | <b>.456</b> | <b>67-157</b> | <b>.427</b> | <b>31-38</b> | <b>.816</b> | <b>9-66-75</b> | <b>1.2</b> | <b>71</b> | <b>1.1</b> | <b>54</b> | <b>0</b> | <b>27</b> | <b>1</b> | <b>338</b> | <b>5.5</b> |



# PATTY MILLS GAME-BY-GAME

## Patty Mills / San Antonio Spurs


| DATE       | TM | @ | OPP | WL | O | P   | G  | GS | MIN | FG | FGA | FG%  | FG3 | FG3A | FG3%  | FT | FTA | FT%   | OREB | DREB | REB | AST | PF | DQ | STL | TO | BLK | PTS | PPG  |
|------------|----|---|-----|----|---|-----|----|----|-----|----|-----|------|-----|------|-------|----|-----|-------|------|------|-----|-----|----|----|-----|----|-----|-----|------|
| 10/25/2016 | SA | @ | GS  | W. | - | -   | 1  | 0  | 18  | 4  | 9   | .444 | 3   | 5    | .600  | 0  | 0   | ---   | 0    | 1    | 1   | 5   | 1  | 0  | 4   | 0  | 0   | 11  | 11.0 |
| 10/27/2016 | SA | @ | SAC | W. | - | -   | 2  | 0  | 23  | 2  | 7   | .286 | 2   | 4    | .500  | 0  | 0   | ---   | 0    | 1    | 1   | 1   | 1  | 0  | 0   | 0  | 0   | 6   | 8.5  |
| 10/29/2016 | SA | v | NO  | W. | - | G   | 3  | 1  | 24  | 6  | 9   | .667 | 4   | 7    | .571  | 2  | 2   | 1.000 | 1    | 0    | 1   | 5   | 0  | 0  | 0   | 1  | 0   | 18  | 11.7 |
| 10/30/2016 | SA | @ | MIA | W. | - | -   | 4  | 1  | 25  | 6  | 10  | .600 | 4   | 6    | .667  | 2  | 2   | 1.000 | 0    | 0    | 0   | 0   | 1  | 0  | 0   | 1  | 0   | 18  | 13.3 |
| 11/01/2016 | SA | v | UTA | .L | - | -   | 5  | 1  | 15  | 4  | 8   | .500 | 0   | 4    | .000  | 0  | 0   | ---   | 1    | 0    | 1   | 2   | 1  | 0  | 1   | 1  | 0   | 8   | 12.2 |
| 11/04/2016 | SA | @ | UTA | W. | - | G   | 6  | 2  | 30  | 6  | 11  | .545 | 4   | 7    | .571  | 0  | 0   | ---   | 0    | 3    | 3   | 3   | 3  | 0  | 0   | 1  | 0   | 16  | 12.8 |
| 11/05/2016 | SA | v | LAC | .L | - | G   | 7  | 3  | 25  | 1  | 7   | .143 | 0   | 3    | .000  | 2  | 2   | 1.000 | 1    | 2    | 3   | 5   | 3  | 0  | 0   | 2  | 0   | 4   | 11.6 |
| 11/09/2016 | SA | v | HOU | .L | - | G   | 8  | 4  | 34  | 3  | 8   | .375 | 0   | 4    | .000  | 2  | 2   | 1.000 | 2    | 1    | 3   | 10  | 1  | 0  | 0   | 0  | 0   | 8   | 11.1 |
| 11/11/2016 | SA | v | DET | W. | - | -   | 9  | 4  | 26  | 3  | 7   | .429 | 1   | 4    | .250  | 3  | 3   | 1.000 | 0    | 2    | 2   | 4   | 2  | 0  | 1   | 1  | 0   | 10  | 11.0 |
| 11/12/2016 | SA | @ | HOU | W. | - | -   | 10 | 4  | 21  | 3  | 8   | .375 | 2   | 6    | .333  | 0  | 0   | ---   | 0    | 4    | 4   | 4   | 1  | 0  | 0   | 1  | 0   | 8   | 10.7 |
| 11/14/2016 | SA | v | MIA | W. | - | -   | 11 | 4  | 24  | 2  | 3   | .667 | 2   | 2    | 1.000 | 4  | 4   | 1.000 | 1    | 2    | 3   | 3   | 2  | 0  | 0   | 2  | 0   | 10  | 10.6 |
| 11/16/2016 | SA | @ | SAC | W. | - | -   | 12 | 4  | 19  | 2  | 4   | .500 | 1   | 3    | .333  | 0  | 0   | ---   | 0    | 2    | 2   | 3   | 1  | 0  | 0   | 2  | 0   | 5   | 10.2 |
| 11/18/2016 | SA | @ | LAL | W. | - | -   | 13 | 4  | 20  | 5  | 9   | .556 | 1   | 5    | .200  | 0  | 0   | ---   | 0    | 0    | 0   | 3   | 3  | 0  | 0   | 2  | 0   | 11  | 10.2 |
| 11/21/2016 | SA | v | DAL | W. | - | -   | 14 | 4  | 30  | 6  | 11  | .545 | 2   | 5    | .400  | 3  | 4   | .750  | 1    | 2    | 3   | 1   | 1  | 0  | 2   | 2  | 0   | 17  | 10.7 |
| 11/23/2016 | SA | @ | CHA | W. | - | -   | 15 | 4  | 19  | 2  | 4   | .500 | 1   | 3    | .333  | 3  | 3   | 1.000 | 1    | 1    | 2   | 4   | 3  | 0  | 1   | 1  | 0   | 8   | 10.5 |
| 11/25/2016 | SA | @ | BOS | W. | - | -   | 16 | 4  | 24  | 6  | 8   | .750 | 2   | 3    | .667  | 5  | 5   | 1.000 | 0    | 1    | 1   | 1   | 2  | 0  | 1   | 4  | 0   | 19  | 11.1 |
| 11/26/2016 | SA | @ | WAS | W. | - | -   | 17 | 4  | 19  | 4  | 7   | .571 | 3   | 5    | .600  | 2  | 2   | 1.000 | 0    | 3    | 3   | 4   | 1  | 0  | 0   | 1  | 0   | 13  | 11.2 |
| 11/29/2016 | SA | v | ORL | .L | - | -   | 18 | 4  | 19  | 2  | 5   | .400 | 1   | 3    | .333  | 2  | 2   | 1.000 | 0    | 2    | 2   | 2   | 2  | 0  | 1   | 2  | 0   | 7   | 10.9 |
| 11/30/2016 | SA | @ | DAL | W. | - | -   | 19 | 4  | 29  | 9  | 12  | .750 | 5   | 6    | .833  | 0  | 0   | ---   | 0    | 3    | 3   | 4   | 1  | 0  | 1   | 2  | 0   | 23  | 11.6 |
| 12/02/2016 | SA | v | WAS | W. | - | -   | 20 | 4  | 28  | 4  | 9   | .444 | 2   | 4    | .500  | 0  | 0   | ---   | 1    | 3    | 4   | 8   | 1  | 0  | 0   | 1  | 0   | 10  | 11.5 |
| 12/05/2016 | SA | @ | MIL | W. | - | -   | 21 | 4  | 21  | 0  | 8   | .000 | 0   | 5    | .000  | 1  | 2   | .500  | 0    | 1    | 1   | 5   | 0  | 0  | 0   | 0  | 0   | 1   | 11.0 |
| 12/06/2016 | SA | @ | MIN | W. | - | -   | 22 | 4  | 27  | 6  | 13  | .462 | 2   | 7    | .286  | 1  | 1   | 1.000 | 1    | 3    | 4   | 5   | 1  | 0  | 2   | 2  | 0   | 15  | 11.2 |
| 12/08/2016 | SA | @ | CHI | .L | - | -   | 23 | 4  | 24  | 6  | 12  | .500 | 4   | 6    | .667  | 0  | 0   | ---   | 0    | 1    | 1   | 1   | 1  | 0  | 2   | 1  | 0   | 16  | 11.4 |
| 12/10/2016 | SA | v | BRK | W. | - | -   | 24 | 4  | 16  | 6  | 11  | .545 | 4   | 7    | .571  | 0  | 0   | ---   | 0    | 0    | 0   | 4   | 1  | 0  | 3   | 1  | 0   | 16  | 11.6 |
| 12/14/2016 | SA | v | BOS | W. | - | -   | 25 | 4  | 24  | 4  | 9   | .444 | 2   | 5    | .400  | 0  | 0   | ---   | 0    | 0    | 0   | 2   | 1  | 0  | 1   | 2  | 0   | 10  | 11.5 |
| 12/15/2016 | SA | @ | PHO | W. | - | -   | 26 | 4  | 18  | 2  | 9   | .222 | 1   | 6    | .167  | 0  | 0   | ---   | 0    | 1    | 1   | 3   | 3  | 0  | 1   | 1  | 0   | 5   | 11.3 |
| 12/18/2016 | SA | v | NO  | W. | - | -   | 27 | 4  | 20  | 3  | 7   | .429 | 2   | 4    | .500  | 3  | 3   | 1.000 | 0    | 3    | 3   | 7   | 0  | 0  | 1   | 2  | 0   | 11  | 11.3 |
| 12/20/2016 | SA | @ | HOU | W. | - | -   | 28 | 4  | 24  | 5  | 8   | .625 | 3   | 5    | .600  | 0  | 0   | ---   | 0    | 0    | 0   | 1   | 1  | 0  | 2   | 2  | 0   | 13  | 11.3 |
| 12/22/2016 | SA | @ | LAC | .L | - | -   | 29 | 4  | 17  | 1  | 5   | .200 | 1   | 3    | .333  | 0  | 0   | ---   | 0    | 2    | 2   | 1   | 3  | 0  | 0   | 0  | 0   | 3   | 11.0 |
| 12/23/2016 | SA | @ | POR | W. | - | -   | 30 | 4  | 28  | 7  | 9   | .778 | 5   | 7    | .714  | 4  | 5   | .800  | 0    | 3    | 3   | 5   | 2  | 0  | 2   | 3  | 0   | 23  | 11.4 |
| 12/25/2016 | SA | v | CHI | W. | - | -   | 31 | 4  | 17  | 1  | 3   | .333 | 0   | 0    | ---   | 0  | 0   | ---   | 0    | 0    | 0   | 5   | 2  | 0  | 1   | 1  | 0   | 2   | 11.1 |
| 12/28/2016 | SA | v | PHO | W. | - | -   | 32 | 4  | 16  | 2  | 5   | .400 | 0   | 2    | .000  | 2  | 2   | 1.000 | 1    | 2    | 3   | 2   | 2  | 0  | 0   | 4  | 0   | 6   | 11.0 |
| 12/30/2016 | SA | v | POR | W. | - | -   | 33 | 4  | 22  | 3  | 4   | .750 | 0   | 0    | ---   | 0  | 0   | ---   | 0    | 1    | 1   | 4   | 3  | 0  | 2   | 2  | 0   | 6   | 10.8 |
| 01/01/2017 | SA | @ | ATL | .L | 1 | -   | 34 | 4  | 21  | 2  | 8   | .250 | 1   | 4    | .250  | 0  | 0   | ---   | 0    | 0    | 0   | 3   | 1  | 0  | 0   | 0  | 0   | 5   | 10.6 |
| 01/03/2017 | SA | v | TOR | W. | - | -   | 35 | 4  | 18  | 2  | 4   | .500 | 2   | 4    | .500  | 0  | 0   | ---   | 0    | 3    | 3   | 3   | 1  | 0  | 1   | 1  | 0   | 6   | 10.5 |
| 01/05/2017 | SA | @ | DEN | W. | - | -   | 36 | 4  | 18  | 2  | 6   | .333 | 1   | 3    | .333  | 0  | 0   | ---   | 0    | 1    | 1   | 4   | 1  | 0  | 1   | 0  | 0   | 5   | 10.4 |
| 01/07/2017 | SA | v | CHA | W. | - | -   | 37 | 4  | 19  | 6  | 14  | .429 | 1   | 5    | .200  | 0  | 0   | ---   | 0    | 2    | 2   | 1   | 1  | 0  | 2   | 1  | 0   | 13  | 10.4 |
| 01/10/2017 | SA | v | MIL | .L | - | -   | 38 | 4  | 15  | 0  | 3   | .000 | 0   | 1    | .000  | 0  | 0   | ---   | 0    | 2    | 2   | 5   | 0  | 0  | 0   | 3  | 0   | 0   | 10.2 |
| 01/12/2017 | SA | v | LAL | W. | - | -   | 39 | 4  | 17  | 2  | 5   | .400 | 1   | 3    | .333  | 1  | 2   | .500  | 0    | 1    | 1   | 2   | 3  | 0  | 0   | 1  | 0   | 6   | 10.1 |
| 01/14/2017 | SA | @ | PHO | .L | - | DNP |    |    |     |    |     |      |     |      |       |    |     |       |      |      |     |     |    |    |     |    |     |     |      |
| 01/17/2017 | SA | v | MIN | W. | - | -   | 40 | 4  | 19  | 4  | 10  | .400 | 3   | 5    | .600  | 0  | 0   | ---   | 0    | 0    | 0   | 4   | 1  | 0  | 1   | 1  | 0   | 11  | 10.1 |
| 01/19/2017 | SA | v | DEN | W. | - | -   | 41 | 4  | 16  | 1  | 5   | .200 | 1   | 3    | .333  | 0  | 2   | .000  | 0    | 1    | 1   | 2   | 0  | 0  | 0   | 1  | 0   | 3   | 9.9  |
| 01/21/2017 | SA | @ | CLE | W. | 1 | -   | 42 | 4  | 31  | 4  | 11  | .364 | 3   | 5    | .600  | 2  | 2   | 1.000 | 2    | 1    | 3   | 5   | 2  | 0  | 1   | 2  | 0   | 13  | 10.0 |
| 01/23/2017 | SA | @ | BRK | W. | - | -   | 43 | 4  | 20  | 7  | 13  | .538 | 4   | 6    | .667  | 2  | 3   | .667  | 1    | 2    | 3   | 2   | 0  | 0  | 0   | 1  | 0   | 20  | 10.2 |
| 01/24/2017 | SA | @ | TOR | W. | - | -   | 44 | 4  | 30  | 8  | 15  | .533 | 2   | 5    | .400  | 0  | 1   | .000  | 0    | 0    | 0   | 3   | 2  | 0  | 3   | 1  | 0   | 18  | 10.4 |
| 01/27/2017 | SA | @ | NO  | .L | - | -   | 45 | 4  | 22  | 1  | 6   | .167 | 1   | 4    | .250  | 0  | 0   | ---   | 1    | 0    | 1   | 2   | 1  | 0  | 2   | 1  | 0   | 3   | 10.2 |
| 01/29/2017 | SA | v | DAL | .L | - | -   | 46 | 4  | 22  | 3  | 10  | .300 | 0   | 4    | .000  | 0  | 0   | ---   | 1    | 7    | 8   | 2   | 0  | 0  | 0   | 1  | 0   | 6   | 10.1 |
| 01/31/2017 | SA | v | OKC | W. | - | -   | 47 | 4  | 16  | 2  | 4   | .500 | 2   | 2    | 1.000 | 2  | 2   | 1.000 | 0    | 0    | 0   | 1   | 2  | 0  | 1   | 1  | 0   | 8   | 10.1 |
| 02/02/2017 | SA | v | PHI | W. | - | -   | 48 | 4  | 18  | 5  | 9   | .556 | 2   | 3    | .667  | 0  | 0   | ---   | 0    | 2    | 2   | 4   | 1  | 0  | 0   | 1  | 0   | 12  | 10.1 |
| 02/04/2017 | SA | v | DEN | W. | - | -   | 49 | 4  | 16  | 4  | 6   | .667 | 2   | 2    | 1.000 | 0  | 0   | ---   | 0    | 4    | 4   | 1   | 2  | 0  | 0   | 0  | 0   | 10  | 10.1 |
| 02/06/2017 | SA | @ | MEM | .L | - | -   | 50 | 4  | 15  | 0  | 4   | .000 | 0   | 1    | .000  | 0  | 0   | ---   | 0    | 0    | 0   | 3   | 1  | 0  | 1   | 2  | 0   | 0   | 9.9  |
| 02/08/2017 | SA | @ | PHI | W. | - | -   | 51 | 4  | 18  | 2  | 5   | .400 | 1   | 3    | .333  | 0  | 0   | ---   | 0    | 3    | 3   | 2   | 1  | 0  | 0   | 0  | 0   | 5   | 9.8  |
| 02/10/2017 | SA | @ | DET | W. | - | -   | 52 | 4  | 16  | 1  | 3   | .333 | 0   | 1    | .000  | 0  | 0   | ---   | 0    | 1    | 1   | 5   | 0  | 0  | 0   | 1  | 0   | 2   | 9.7  |
| 02/12/2017 | SA | @ | NY  | .L | - | -   | 53 | 4  | 20  | 3  | 8   | .375 | 2   | 5    | .400  | 0  | 0   | ---   | 1    | 0    | 1   | 2   | 3  | 0  | 2   | 2  | 0   | 8   | 9.6  |
| 02/13/2017 | SA | @ | IND | W. | - | -   | 54 | 4  | 18  | 3  | 8   | .375 | 3   | 6    | .500  | 0  | 0   | ---   | 0    | 0    | 0   | 2   | 1  | 0  | 0   | 0  | 0   | 9   | 9.6  |
| 02/15/2017 | SA | @ | ORL | W. | - | -   | 55 | 4  | 18  | 5  | 11  | .455 | 3   | 7    | .429  | 0  | 0   | ---   | 1    | 1    | 2   | 6   | 2  | 0  | 2   | 2  | 0   | 13  | 9.7  |
| 02/24/2017 | SA | @ | LAC | W. | - | -   | 56 | 4  | 21  | 5  | 10  | .500 | 2   | 7    | .286  | 2  | 3   | .667  | 0    | 1    | 1   | 1   | 0  | 0  | 0   | 2  | 0   | 14  | 9.8  |
| 02/26/2017 | SA | @ | LAL | W. | - | -   | 57 | 4  | 17  | 4  | 8   | .500 | 1   | 4    | .250  | 0  | 0   | ---   | 0    | 2    | 2   | 7   | 0  | 0  | 2   | 1  | 0   | 9   | 9.8  |
| 03/01/2017 | SA | v | IND | W. | - | -   | 58 | 4  | 27  | 1  | 7   | .143 | 0   | 4    | .000  | 0  | 0   | ---   | 0    | 2    | 2   | 4   | 2  | 0  | 0   | 0  | 0   | 2   | 9.6  |
| 03/03/2017 | SA | @ | NO  | W. | 1 | -   | 59 | 4  | 29  | 5  | 10  | .500 | 4   | 9    | .444  | 1  | 2   | .500  | 1    | 1    | 2   | 2   | 1  | 0  | 2   | 2  | 0   | 15  | 9.7  |
| 03/04/2017 | SA | v | MIN | W. | 1 | -   | 60 | 4  |     |    |     |      |     |      |       |    |     |       |      |      |     |     |    |    |     |    |     |     |      |



# DEJOUNTE MURRAY



## MURRAY BIO



# 5

**GUARD**

**6-5 | 170**

**ROOKIE**

**WASHINGTON**

**9/19/96**

**HOW ACQUIRED:** First round pick in 2016 NBA Draft, 29th overall selection

**2016-17:** Appeared in 38 games with eight starts, averaging 3.4 points, 1.1 rebounds and 1.3 assists ... shot .431 from the floor and .391 from long range ... scored in double figures in four games and led the team in assists four times ... in a career game on 1/19 vs. Denver, registered 24 points (7-11 FG, 3-5 3FG, 7-7 FT), 2 rebounds, 2 assists and 1 steal in 34 minutes of action ... in his fifth NBA start, registered 11 points (4-7 FG, 3-4 FT), 3 rebounds, 2 assists and 1 block in 22 minutes on 1/24 at Toronto ... notched 14 points (7-11 FG), 6 assists and 2 rebounds on 1/21 at Cleveland ... finished with 10 points (3-5 FG, 2-2 3FG, 2-2 FT) along with 2 assists in 10 minutes on 1/12 vs. L.A. Lakers ... in his first career start, scored 4 points (2-3 FG), a personal best 4 assists and 2 rebounds in 14 minutes on 11/21 vs. Dallas ... hit his first field goal on 2-for-2 three-point shooting in 9 minutes on 11/5 vs. L.A. Clippers ... recorded his first NBA points by going 2-for-2 at the foul line on 11/4 at Utah ... made his NBA debut on 10/29 vs. New Orleans and grabbed 2 boards and one assist ... sat out two games with a sprained right ankle (1/14-1/17) ... missed 17 games, left groin (3/11-4/10) ... was inactive for 12 games (10/25, 10/27, 11/12, 12/5-12/20, 2/10) ... missed 13 games DNP-CD (10/30, 11/9, 11/23-11/25, 11/30-12/2, 1/1, 1/10, 1/29, 2/8, 2/13, 3/3, 3/6).

**2016-17 D-LEAGUE:** In 15 games for the Austin Spurs, averaging 17.2 points, 7.9 rebounds, 6.2 assists and 2.00 steals in 35.1 minutes, shooting .442 (103-233) from the floor.

**CAREER NOTES:** Selected by the Spurs in the first round of the 2016 NBA Draft (29th overall) ... played with the Silver and Black in the 2016 NBA Summer League in Utah and Las Vegas ... averaged 12.5 points, 5.8 rebounds, 2.3 assists and 2.17 steals in 25.5 minutes in 6 total appearances ... originally from Seattle, Wash. (Rainier Beach High School).




| DATE       | TM | @ | OPP | WL | O | P   | G  | GS | MIN | FG | FGA | FG%   | FG3 | FG3A | FG3%  | FT | FTA | FT%   | OREB | DREB | REB | AST | PF | DQ | STL | TO | BLK | PTS | PPG |
|------------|----|---|-----|----|---|-----|----|----|-----|----|-----|-------|-----|------|-------|----|-----|-------|------|------|-----|-----|----|----|-----|----|-----|-----|-----|
| 10/25/2016 | SA | @ | GS  | W. | - | INA |    |    |     |    |     |       |     |      |       |    |     |       |      |      |     |     |    |    |     |    |     |     |     |
| 10/27/2016 | SA | @ | SAC | W. | - | INA |    |    |     |    |     |       |     |      |       |    |     |       |      |      |     |     |    |    |     |    |     |     |     |
| 10/29/2016 | SA | v | NO  | W. | - | -   | 1  | 0  | 9   | 0  | 2   | .000  | 0   | 1    | .000  | 0  | 2   | .000  | 0    | 2    | 2   | 1   | 1  | 0  | 0   | 1  | 0   | 0   | 0.0 |
| 10/30/2016 | SA | @ | MIA | W. | - | DNP |    |    |     |    |     |       |     |      |       |    |     |       |      |      |     |     |    |    |     |    |     |     |     |
| 11/01/2016 | SA | v | UTA | .L | - | -   | 2  | 0  | 1   | 0  | 0   | ---   | 0   | 0    | ---   | 0  | 0   | ---   | 0    | 0    | 0   | 0   | 0  | 0  | 0   | 0  | 0   | 0   | 0.0 |
| 11/04/2016 | SA | @ | UTA | W. | - | -   | 3  | 0  | 3   | 0  | 2   | .000  | 0   | 0    | ---   | 2  | 2   | 1.000 | 0    | 0    | 0   | 1   | 0  | 0  | 0   | 0  | 0   | 2   | 0.7 |
| 11/05/2016 | SA | v | LAC | .L | - | -   | 4  | 0  | 9   | 2  | 4   | .500  | 2   | 2    | 1.000 | 0  | 0   | ---   | 0    | 0    | 0   | 0   | 1  | 0  | 0   | 1  | 0   | 6   | 2.0 |
| 11/09/2016 | SA | v | HOU | .L | - | DNP |    |    |     |    |     |       |     |      |       |    |     |       |      |      |     |     |    |    |     |    |     |     |     |
| 11/11/2016 | SA | v | DET | W. | - | -   | 5  | 0  | 1   | 0  | 0   | ---   | 0   | 0    | ---   | 0  | 0   | ---   | 0    | 0    | 0   | 0   | 1  | 0  | 0   | 0  | 0   | 0   | 1.6 |
| 11/12/2016 | SA | @ | HOU | W. | - | INA |    |    |     |    |     |       |     |      |       |    |     |       |      |      |     |     |    |    |     |    |     |     |     |
| 11/14/2016 | SA | v | MTA | W. | - | -   | 6  | 0  | 0   | 0  | 0   | ---   | 0   | 0    | ---   | 0  | 0   | ---   | 0    | 0    | 0   | 0   | 0  | 0  | 0   | 0  | 0   | 0   | 1.3 |
| 11/16/2016 | SA | @ | SAC | W. | - | -   | 7  | 0  | 3   | 0  | 2   | .000  | 0   | 0    | ---   | 0  | 0   | ---   | 0    | 1    | 1   | 1   | 0  | 0  | 0   | 1  | 0   | 0   | 1.1 |
| 11/18/2016 | SA | @ | LAL | W. | - | -   | 8  | 0  | 0   | 0  | 0   | ---   | 0   | 0    | ---   | 0  | 0   | ---   | 0    | 0    | 0   | 0   | 0  | 0  | 0   | 0  | 0   | 0   | 1.0 |
| 11/21/2016 | SA | v | DAL | W. | - | G   | 9  | 1  | 15  | 2  | 3   | .667  | 0   | 0    | ---   | 0  | 0   | ---   | 0    | 2    | 2   | 4   | 4  | 0  | 0   | 4  | 0   | 4   | 1.3 |
| 11/23/2016 | SA | @ | CHA | W. | - | DNP |    |    |     |    |     |       |     |      |       |    |     |       |      |      |     |     |    |    |     |    |     |     |     |
| 11/25/2016 | SA | @ | BOS | W. | - | DNP |    |    |     |    |     |       |     |      |       |    |     |       |      |      |     |     |    |    |     |    |     |     |     |
| 11/26/2016 | SA | @ | WAS | W. | - | -   | 10 | 1  | 1   | 0  | 0   | ---   | 0   | 0    | ---   | 0  | 2   | .000  | 0    | 0    | 0   | 0   | 0  | 0  | 0   | 0  | 0   | 0   | 1.2 |
| 11/29/2016 | SA | v | ORL | .L | - | -   | 11 | 1  | 4   | 0  | 1   | .000  | 0   | 1    | .000  | 2  | 2   | 1.000 | 0    | 1    | 1   | 1   | 0  | 0  | 0   | 1  | 0   | 2   | 1.3 |
| 11/30/2016 | SA | @ | DAL | W. | - | DNP |    |    |     |    |     |       |     |      |       |    |     |       |      |      |     |     |    |    |     |    |     |     |     |
| 12/02/2016 | SA | v | WAS | W. | - | DNP |    |    |     |    |     |       |     |      |       |    |     |       |      |      |     |     |    |    |     |    |     |     |     |
| 12/05/2016 | SA | @ | MIL | W. | - | INA |    |    |     |    |     |       |     |      |       |    |     |       |      |      |     |     |    |    |     |    |     |     |     |
| 12/06/2016 | SA | @ | MIN | W. | - | INA |    |    |     |    |     |       |     |      |       |    |     |       |      |      |     |     |    |    |     |    |     |     |     |
| 12/08/2016 | SA | @ | CHI | .L | - | INA |    |    |     |    |     |       |     |      |       |    |     |       |      |      |     |     |    |    |     |    |     |     |     |
| 12/10/2016 | SA | v | BRK | W. | - | INA |    |    |     |    |     |       |     |      |       |    |     |       |      |      |     |     |    |    |     |    |     |     |     |
| 12/14/2016 | SA | v | BOS | W. | - | INA |    |    |     |    |     |       |     |      |       |    |     |       |      |      |     |     |    |    |     |    |     |     |     |
| 12/15/2016 | SA | @ | PHO | W. | - | INA |    |    |     |    |     |       |     |      |       |    |     |       |      |      |     |     |    |    |     |    |     |     |     |
| 12/18/2016 | SA | v | NO  | W. | - | INA |    |    |     |    |     |       |     |      |       |    |     |       |      |      |     |     |    |    |     |    |     |     |     |
| 12/20/2016 | SA | @ | HOU | W. | - | INA |    |    |     |    |     |       |     |      |       |    |     |       |      |      |     |     |    |    |     |    |     |     |     |
| 12/22/2016 | SA | @ | LAC | .L | - | -   | 12 | 1  | 8   | 2  | 5   | .400  | 0   | 0    | ---   | 0  | 2   | .000  | 1    | 1    | 2   | 0   | 1  | 0  | 1   | 0  | 0   | 4   | 1.5 |
| 12/23/2016 | SA | @ | POR | W. | - | G   | 13 | 2  | 20  | 4  | 8   | .500  | 1   | 1    | 1.000 | 0  | 0   | ---   | 1    | 2    | 3   | 1   | 1  | 0  | 1   | 3  | 0   | 9   | 2.1 |
| 12/25/2016 | SA | v | CHI | W. | - | -   | 14 | 2  | 2   | 2  | 2   | 1.000 | 0   | 0    | ---   | 0  | 0   | ---   | 0    | 0    | 0   | 0   | 0  | 0  | 0   | 0  | 0   | 4   | 2.2 |
| 12/28/2016 | SA | v | PHO | W. | - | -   | 15 | 2  | 3   | 2  | 2   | 1.000 | 0   | 0    | ---   | 2  | 2   | 1.000 | 0    | 0    | 0   | 1   | 0  | 0  | 0   | 0  | 0   | 6   | 2.5 |
| 12/30/2016 | SA | v | POR | W. | - | -   | 16 | 2  | 6   | 1  | 4   | .250  | 0   | 1    | .000  | 0  | 0   | ---   | 0    | 0    | 0   | 1   | 0  | 0  | 1   | 0  | 0   | 2   | 2.4 |
| 01/01/2017 | SA | @ | ATL | .L | 1 | DNP |    |    |     |    |     |       |     |      |       |    |     |       |      |      |     |     |    |    |     |    |     |     |     |
| 01/03/2017 | SA | v | TOR | W. | - | -   | 17 | 2  | 8   | 1  | 3   | .333  | 0   | 1    | .000  | 0  | 0   | ---   | 1    | 1    | 2   | 0   | 1  | 0  | 1   | 4  | 2   | 2   | 2.4 |
| 01/05/2017 | SA | @ | DEN | W. | - | -   | 18 | 2  | 6   | 1  | 3   | .333  | 0   | 0    | ---   | 0  | 0   | ---   | 0    | 0    | 0   | 3   | 0  | 0  | 0   | 0  | 0   | 2   | 2.4 |
| 01/07/2017 | SA | v | CHA | W. | - | -   | 19 | 2  | 4   | 0  | 2   | .000  | 0   | 0    | ---   | 0  | 0   | ---   | 0    | 0    | 0   | 1   | 0  | 0  | 0   | 1  | 0   | 0   | 2.3 |
| 01/10/2017 | SA | v | MIL | .L | - | DNP |    |    |     |    |     |       |     |      |       |    |     |       |      |      |     |     |    |    |     |    |     |     |     |
| 01/12/2017 | SA | v | LAL | W. | - | -   | 20 | 2  | 10  | 3  | 5   | .600  | 2   | 2    | 1.000 | 2  | 2   | 1.000 | 0    | 1    | 2   | 2   | 1  | 0  | 0   | 1  | 0   | 10  | 2.7 |
| 01/14/2017 | SA | @ | PHO | .L | - | INA |    |    |     |    |     |       |     |      |       |    |     |       |      |      |     |     |    |    |     |    |     |     |     |
| 01/17/2017 | SA | v | MIN | W. | - | INA |    |    |     |    |     |       |     |      |       |    |     |       |      |      |     |     |    |    |     |    |     |     |     |
| 01/19/2017 | SA | v | DEN | W. | - | G   | 21 | 3  | 34  | 7  | 11  | .636  | 3   | 5    | .600  | 7  | 7   | 1.000 | 0    | 2    | 2   | 2   | 3  | 0  | 1   | 1  | 0   | 24  | 3.7 |
| 01/21/2017 | SA | @ | CLE | W. | 1 | G   | 22 | 4  | 22  | 7  | 10  | .700  | 0   | 0    | ---   | 0  | 0   | ---   | 0    | 2    | 2   | 5   | 0  | 0  | 0   | 2  | 0   | 14  | 4.1 |
| 01/23/2017 | SA | @ | BRK | W. | - | G   | 23 | 5  | 22  | 2  | 8   | .250  | 0   | 2    | .000  | 0  | 0   | ---   | 1    | 5    | 6   | 3   | 1  | 0  | 0   | 2  | 0   | 4   | 4.1 |
| 01/24/2017 | SA | @ | TOR | W. | - | G   | 24 | 6  | 23  | 4  | 7   | .571  | 0   | 0    | ---   | 3  | 4   | .750  | 0    | 3    | 3   | 2   | 4  | 0  | 0   | 3  | 1   | 11  | 4.4 |
| 01/27/2017 | SA | @ | NO  | .L | - | -   | 25 | 6  | 2   | 0  | 2   | .000  | 0   | 0    | ---   | 0  | 0   | ---   | 0    | 0    | 0   | 0   | 0  | 0  | 0   | 0  | 0   | 0   | 4.2 |
| 01/29/2017 | SA | v | DAL | .L | - | DNP |    |    |     |    |     |       |     |      |       |    |     |       |      |      |     |     |    |    |     |    |     |     |     |
| 01/31/2017 | SA | v | OKC | W. | - | -   | 26 | 6  | 1   | 0  | 1   | .000  | 0   | 0    | ---   | 0  | 0   | ---   | 0    | 0    | 0   | 0   | 1  | 0  | 0   | 0  | 0   | 0   | 4.1 |
| 02/02/2017 | SA | v | PHI | W. | - | -   | 27 | 6  | 5   | 0  | 2   | .000  | 0   | 1    | .000  | 0  | 0   | ---   | 0    | 0    | 0   | 1   | 1  | 0  | 0   | 2  | 0   | 0   | 3.9 |
| 02/04/2017 | SA | v | DEN | W. | - | -   | 28 | 6  | 9   | 2  | 5   | .400  | 0   | 1    | .000  | 0  | 0   | ---   | 0    | 0    | 0   | 1   | 0  | 0  | 0   | 0  | 0   | 4   | 3.9 |
| 02/06/2017 | SA | @ | MEM | .L | - | -   | 29 | 6  | 3   | 0  | 1   | .000  | 0   | 1    | .000  | 0  | 0   | ---   | 0    | 0    | 0   | 0   | 0  | 0  | 0   | 3  | 0   | 0   | 3.8 |
| 02/08/2017 | SA | @ | PHI | W. | - | DNP |    |    |     |    |     |       |     |      |       |    |     |       |      |      |     |     |    |    |     |    |     |     |     |
| 02/10/2017 | SA | @ | DET | W. | - | INA |    |    |     |    |     |       |     |      |       |    |     |       |      |      |     |     |    |    |     |    |     |     |     |
| 02/12/2017 | SA | @ | NY  | .L | - | -   | 30 | 6  | 0   | 0  | 0   | ---   | 0   | 0    | ---   | 0  | 0   | ---   | 0    | 0    | 0   | 0   | 0  | 0  | 0   | 0  | 0   | 0   | 3.7 |
| 02/13/2017 | SA | @ | IND | W. | - | DNP |    |    |     |    |     |       |     |      |       |    |     |       |      |      |     |     |    |    |     |    |     |     |     |
| 02/15/2017 | SA | @ | ORL | W. | - | -   | 31 | 6  | 6   | 1  | 2   | .500  | 0   | 0    | ---   | 0  | 0   | ---   | 1    | 3    | 4   | 0   | 0  | 0  | 0   | 1  | 1   | 2   | 3.6 |
| 02/24/2017 | SA | @ | LAC | W. | - | -   | 32 | 6  | 0   | 0  | 0   | ---   | 0   | 0    | ---   | 0  | 0   | ---   | 0    | 0    | 0   | 0   | 0  | 0  | 0   | 0  | 0   | 0   | 3.5 |
| 02/26/2017 | SA | @ | LAL | W. | - | -   | 33 | 6  | 11  | 0  | 2   | .000  | 0   | 0    | ---   | 0  | 0   | ---   | 0    | 0    | 0   | 4   | 2  | 0  | 1   | 3  | 1   | 0   | 3.4 |
| 03/01/2017 | SA | v | IND | W. | - | G   | 34 | 7  | 21  | 2  | 6   | .333  | 1   | 3    | .333  | 1  | 2   | .500  | 0    | 1    | 1   | 6   | 2  | 0  | 1   | 3  | 0   | 6   | 3.5 |
| 03/03/2017 | SA | @ | NO  | W. | 1 | DNP |    |    |     |    |     |       |     |      |       |    |     |       |      |      |     |     |    |    |     |    |     |     |     |
| 03/04/2017 | SA | v | MIN | W. | 1 | -   | 35 | 7  | 4   | 1  | 1   | 1.000 | 0   | 0    | ---   | 0  | 0   | ---   | 0    | 1    | 1   | 1   | 1  | 0  | 0   | 0  | 0   | 2   | 3.4 |
| 03/06/2017 | SA | v | HOU | W. | - | DNP |    |    |     |    |     |       |     |      |       |    |     |       |      |      |     |     |    |    |     |    |     |     |     |
| 03/08/2017 | SA | v | SAC | W. | - | -   | 36 | 7  | 13  | 1  | 3   | .333  | 0   | 0    | ---   | 2  | 3   | .667  | 0    | 3    | 3   | 3   | 0  | 0  | 1   | 0  | 0   | 4   | 3.4 |
| 03/09/2017 | SA | @ | OKC | .L | - | G   | 37 | 8  | 24  | 2  | 6   | .333  | 0   | 1    | .000  | 0  | 0   | ---   | 1    | 5    | 6   | 3   | 2  | 0  | 0   | 1  | 1   | 4   | 3.5 |
| 03/11/2017 | SA | v | GS  | W. | - | DNP |    |    |     |    |     |       |     |      |       |    |     |       |      |      |     |     |    |    |     |    |     |     |     |
| 03/13/2017 | SA | v | ATL | W. | - | INA |    |    |     |    |     |       |     |      |       |    |     |       |      |      |     |     |    |    |     |    |     |     |     |
| 03/15/2017 | SA | v | POR | .L | - | INA |    |    |     |    |     |       |     |      |       |    |     |       |      |      |     |     |    |    |     |    |     |     |     |
| 03/18/2017 | SA | @ | MEM | .L | - | INA |    |    |     |    |     |       |     |      |       |    |     |       |      |      |     |     |    |    |     |    |     |     |     |
| 03/19/2017 | SA | v | SAC | W. | - | INA |    |    |     |    |     |       |     |      |       |    |     |       |      |      |     |     |    |    |     |    |     |     |     |
| 03/21/2017 | SA | @ | MIN | W. | - | INA |    |    |     |    |     |       |     |      |       |    |     |       |      |      |     |     |    |    |     |    |     |     |     |
| 03/23/2017 | SA | v | MEM | W. | - | INA |    |    |     |    |     |       |     |      |       |    |     |       |      |      |     |     |    |    |     |    |     |     |     |
| 03/25/2017 |    |   |     |    |   |     |    |    |     |    |     |       |     |      |       |    |     |       |      |      |     |     |    |    |     |    |     |     |     |

# TONY PARKER



## PARKER BIO



9

GUARD

6-2 | 185

16TH SEASON

FRANCE

5/17/1982

**HOW ACQUIRED:** First round pick in 2001 NBA Draft, 28th overall selection

**2016-17:** Started in each of his 63 appearances, averaging 10.1 points, a team-best 4.5 assists and 1.8 rebounds in 25.2 minutes ... shot .466 from the field, .333 from long range and .726 from the charity stripe ... scored in double figures 34 times, including five games with 20-plus points ... led the team in assists in 31 games ... recorded 21 points (7-15 FG, 7-9 FT) along with 5 assists and 4 rebounds on 4/2 vs Utah ... logged 16 points (8-10 FG), 7 assists and 3 boards on 3/19 vs. Sacramento ... posted 19 points on a season-high 3 three-pointers (7-14 FG, 2-2 FT) along with 6 rebounds and 3 assists on 3/6 vs. Houston ... dished out a game and season-best 12 assists on 2/10 at Detroit ... logged 18 points (7-12 FG, 1-1 3FG, 3-3 FT) and 5 assists on 2/8 at Philadelphia ... on 2/4 vs. Denver, had a perfect shooting night by going 8-for-8 from the field and 2-2 from the free throw line to post 18 points along with 4 assists and 3 steals in 23 minutes ... logged 21 points (10-11 FG, 1-1 3FG), 9 rebounds and 3 assists on 1/5 at Denver ... set a new season-high of 22 points (10-18 FG, 1-2 3FG, 1-2 FT) as well as a team-leading 6 rebounds and 3 assists on 1/1 at Atlanta ... tallied 18 points (7-15 FG, 1-1 3FG, 3-5 FT), 5 assists and 2 rebounds in 22 minutes on 12/30 vs. Portland ... finished with 20 points on 10-of-16 shooting with 3 assists on 12/28 vs. Phoenix ... tallied 20 points (8-13 FG, 1-1 3FG, 3-3 FT) along with 3 assists in 27 minutes on 11/26 at Washington ... scored 16 points (6-10 FG, 1-1 3FG, 3-3 FT), a team-leading 7 assists and 2 rebounds on 11/18 at L.A. Lakers ... led the team in assists with 7 while logging 14 points (7-10 FG) and 3 rebounds in 25 minutes on 11/16 at Sacramento ... registered 16 points (6-9 FG, 4-5 FT) and 3 assists on 11/12 at Houston ... recorded three DNP-CD's (11/21, 11/30, 4/7) ... missed two games due to rest (10/29, 12/23) ... sat out three games with right knee soreness (11/4-11/9) ... missed one game with a left quad contusion (12/2) ... sat out one game with a left knee contusion (12/6) ... missed four games with left foot pain (1/19-1/24) ... sat out one game with a quad contusion (3/1) ... sat out four games with back stiffness (3/9-3/15).

**CAREER NOTES:** Is in his 16th NBA season, all with the Spurs ... selected by San Antonio in the first round of the 2001 NBA Draft with the 28th overall pick ... the 2007 NBA Finals MVP ... named to the All-NBA Second Team in each season from 2012-14 ... an All-NBA Third Team selection in 2008-09 ... a seven-time NBA All-Star ... named the Gazzetta dello Sport European Player of the Year in 2008 ... named the 2003 Champion of French Champions by the French newspaper L'Equipe (the first basketball player ever to receive the award) ... on 10/30/01 vs. the L.A. Clippers became the youngest player ever to appear in a game with the Spurs making his NBA debut at 19 years and 166 days of age ... is the Spurs all-time leader and ranks fifth among active players in assists (6,349) ... among Spurs all-time leaders ranks second in games played (1,080), fourth in points (17,884), fourth in field goals made (7,121), fifth in free throws made (3,169), sixth in steals (970) and seventh in three-point field goals made (473) ... in his NBA career has appeared in 1,080 regular season games, averaging 16.6 points, 5.9 assists and 2.9 re-bounds in 32.1 minutes ... is the Spurs all-time playoff leader in assists (1,112) ... among Spurs all-time playoff leaders ranks second in points (3,885), games (213), field goals

made (1,548) and steals (193), fourth in rebounds (642) and free throws made (681) ... has seen action in 213 playoff games, averaging 18.2 points, 5.2 assists and 3.0 rebounds in 35.1 minutes ... among active NBA playoff career leaders ranks second in assists (1,112), third in games played (213), fourth in minutes played (7,418), points (3,885) and field goals made (1,548) and sixth in steals (192) ... appeared in more playoff games before his 24th birthday than any player in NBA history (a total of 77 ... Kobe Bryant is second on the list seeing action in 66 postseason games before his 24th birthday) ... has been a member of the French National Team since 2001 ... played for France in the 2001, 2003, 2005, 2007, 2011, 2013 and 2015 European Championships ... averaged 11.9 points and 2.9 assists in seven games as France finished third in the 2005 European Championship ... in the bronze medal game had 25 points and 5 assists as France beat Spain to claim its first medal in the European Championships since 1959 ... in the 2007 European Championship averaged 20.1 points, 3.3 rebounds and 2.8 assists in 30.9 minutes in nine games ... helped lead France to a second place finish in the 2011 European Championship, earning a spot in the 2012 Olympics ... earned All-Tournament honors, averaging 22.1 points, 4.4 assists and 3.5 rebounds 35.0 minutes ... led France to the second round of the 2012 Olympics, averaging 15.2 points, 3.2 assists and 2.8 rebounds in 30.2 minutes in six games ... earned MVP honors at the 2013 European Championship leading France to their first ever gold medal ... averaged 19.0 points, 3.3 assists and 2.1 rebounds in 29.6 minutes in 11 games ... in the semifinal game vs. Spain finished with a tournament-high 32 points ... represented France in the 2016 Rio Olympics, averaging 13.2 points, 3.8 assists and 1.2 rebounds in 22.7 minutes over six games ... was a member of France's Junior National Team in the European Junior Championships in both 1998 and 2000 ... played in the French minors in 1997-98 and 1998-99 before signing with Paris Saint Germain Racing in 1999 (the team changed its name to Paris Basket Racing prior to the 2000-01 season).

## NBA PLAYOFF STATISTICS

| Year          | TEAM | G          | MINS        | FGM-FGA          | PCT         | FTM-FTA        | FT%         | FG3-FG3A       | PCT         | OFF-DEF-TOT        | R/G        | AST         | A/G        | PF         | DQ       | STL        | BLK       | PTS         | AVG         |
|---------------|------|------------|-------------|------------------|-------------|----------------|-------------|----------------|-------------|--------------------|------------|-------------|------------|------------|----------|------------|-----------|-------------|-------------|
| 01-02         | SA   | 10         | 341         | 62-136           | .456        | 21-28          | .750        | 10-27          | .370        | 5-24-29            | 2.9        | 40          | 4.0        | 22         | 0        | 9          | 1         | 155         | 15.5        |
| 02-03         | SA   | 24         | 814         | 135-335          | .403        | 67-94          | .713        | 15-56          | .268        | 8-58-66            | 2.8        | 85          | 3.5        | 51         | 0        | 22         | 3         | 352         | 14.7        |
| 03-04         | SA   | 10         | 386         | 72-168           | .429        | 23-35          | .657        | 17-43          | .395        | 5-16-21            | 2.1        | 70          | 7.0        | 15         | 0        | 13         | 1         | 184         | 18.4        |
| 04-05         | SA   | 23         | 858         | 166-366          | .454        | 55-87          | .632        | 9-48           | .188        | 13-53-66           | 2.9        | 100         | 4.3        | 69         | 0        | 17         | 2         | 396         | 17.2        |
| 05-06         | SA   | 13         | 475         | 104-226          | .460        | 64-79          | .810        | 2-9            | .222        | 8-39-47            | 3.6        | 50          | 3.8        | 31         | 0        | 13         | 1         | 274         | 21.1        |
| 06-07         | SA   | 20         | 751         | 168-350          | .480        | 72-106         | .679        | 7-21           | .333        | 14-53-67           | 3.4        | 115         | 5.8        | 34         | 0        | 22         | 0         | 415         | 20.8        |
| 07-08         | SA   | 17         | 654         | 152-306          | .497        | 70-93          | .753        | 7-20           | .350        | 10-53-63           | 3.7        | 103         | 6.1        | 37         | 1        | 16         | 1         | 381         | 22.4        |
| 08-09         | SA   | 5          | 181         | 59-108           | .546        | 22-31          | .710        | 3-14           | .214        | 1-20-21            | 4.2        | 34          | 6.8        | 13         | 0        | 6          | 1         | 143         | 28.6        |
| 09-10         | SA   | 10         | 335         | 73-154           | .474        | 25-42          | .595        | 2-3            | .667        | 9-29-38            | 3.8        | 54          | 5.4        | 20         | 0        | 6          | 0         | 173         | 17.3        |
| 10-11         | SA   | 6          | 221         | 43-93            | .462        | 31-41          | .756        | 1-8            | .125        | 1-15-16            | 2.7        | 31          | 5.2        | 10         | 0        | 8          | 2         | 118         | 19.7        |
| 11-12         | SA   | 14         | 506         | 102-225          | .453        | 71-88          | .807        | 7-21           | .333        | 8-42-50            | 3.6        | 95          | 6.8        | 23         | 0        | 13         | 0         | 282         | 20.1        |
| 12-13         | SA   | 21         | 765         | 167-365          | .458        | 87-112         | .777        | 11-31          | .355        | 14-54-68           | 3.2        | 146         | 7.0        | 26         | 0        | 24         | 3         | 432         | 20.6        |
| 13-14         | SA   | 23         | 719         | 168-346          | .486        | 51-70          | .729        | 13-35          | .371        | 5-40-45            | 2.0        | 111         | 4.8        | 37         | 0        | 15         | 2         | 400         | 17.4        |
| 14-15         | SA   | 7          | 210         | 33-91            | .363        | 10-17          | .588        | 0-9            | .000        | 4-19-23            | 3.3        | 25          | 3.6        | 14         | 0        | 2          | 0         | 76          | 10.9        |
| 15-16         | SA   | 10         | 264         | 44-98            | .449        | 12-14          | .857        | 4-16           | .250        | 1-21-22            | 2.2        | 53          | 5.3        | 15         | 0        | 6          | 2         | 104         | 10.4        |
| <b>TOTALS</b> |      | <b>213</b> | <b>7480</b> | <b>1548-3367</b> | <b>.460</b> | <b>681-937</b> | <b>.727</b> | <b>108-361</b> | <b>.299</b> | <b>106-536-642</b> | <b>3.0</b> | <b>1112</b> | <b>5.2</b> | <b>417</b> | <b>1</b> | <b>192</b> | <b>19</b> | <b>3885</b> | <b>18.2</b> |




# TONY PARKER GAME-BY-GAME

| Tony Parker / |    | San Antonio Spurs |     |    |   |     |    |    |     |    |     |       |     |      |       |    |     |       |      |      |     |     |    |    |     |    |     |     |      |
|---------------|----|-------------------|-----|----|---|-----|----|----|-----|----|-----|-------|-----|------|-------|----|-----|-------|------|------|-----|-----|----|----|-----|----|-----|-----|------|
| DATE          | TM | @                 | OPP | WL | O | P   | G  | GS | MIN | FG | FGA | FG%   | FG3 | FG3A | FG3%  | FT | FTA | FT%   | OREB | DREB | REB | AST | PF | DQ | STL | TO | BLK | PTS | PPG  |
| 10/25/2016    | SA | @                 | GS  | W. | - | G   | 1  | 1  | 26  | 4  | 9   | .444  | 1   | 2    | .500  | 0  | 0   | ---   | 0    | 3    | 3   | 4   | 4  | 0  | 0   | 2  | 0   | 9   | 9.0  |
| 10/27/2016    | SA | @                 | SAC | W. | - | G   | 2  | 2  | 25  | 0  | 6   | .000  | 0   | 1    | .000  | 4  | 4   | 1.000 | 0    | 0    | 0   | 2   | 1  | 0  | 1   | 0  | 4   | 6.5 |      |
| 10/29/2016    | SA | v                 | NO  | W. | - | DNP |    |    |     |    |     |       |     |      |       |    |     |       |      |      |     |     |    |    |     |    |     |     |      |
| 10/30/2016    | SA | @                 | MIA | W. | - | G   | 3  | 3  | 22  | 1  | 4   | .250  | 1   | 1    | 1.000 | 0  | 0   | ---   | 0    | 2    | 2   | 4   | 3  | 0  | 0   | 3  | 1   | 3   | 5.3  |
| 11/01/2016    | SA | v                 | UTA | .L | - | G   | 4  | 4  | 33  | 3  | 5   | .600  | 0   | 0    | ---   | 0  | 1   | .000  | 0    | 3    | 3   | 6   | 3  | 0  | 0   | 1  | 0   | 6   | 5.5  |
| 11/04/2016    | SA | @                 | UTA | W. | - | INA |    |    |     |    |     |       |     |      |       |    |     |       |      |      |     |     |    |    |     |    |     |     |      |
| 11/05/2016    | SA | v                 | LAC | .L | - | INA |    |    |     |    |     |       |     |      |       |    |     |       |      |      |     |     |    |    |     |    |     |     |      |
| 11/09/2016    | SA | v                 | HOU | .L | - | INA |    |    |     |    |     |       |     |      |       |    |     |       |      |      |     |     |    |    |     |    |     |     |      |
| 11/11/2016    | SA | v                 | DET | W. | - | G   | 5  | 5  | 21  | 3  | 11  | .273  | 0   | 2    | .000  | 1  | 2   | .500  | 0    | 2    | 2   | 4   | 2  | 0  | 0   | 0  | 0   | 7   | 5.8  |
| 11/12/2016    | SA | @                 | HOU | W. | - | G   | 6  | 6  | 27  | 6  | 9   | .667  | 0   | 0    | ---   | 4  | 5   | .800  | 0    | 1    | 1   | 3   | 0  | 0  | 0   | 1  | 0   | 16  | 7.5  |
| 11/14/2016    | SA | v                 | MIA | W. | - | G   | 7  | 7  | 26  | 4  | 10  | .400  | 0   | 1    | .000  | 3  | 4   | .750  | 1    | 2    | 3   | 6   | 1  | 0  | 1   | 2  | 0   | 11  | 8.0  |
| 11/16/2016    | SA | @                 | SAC | W. | - | G   | 8  | 8  | 26  | 7  | 10  | .700  | 0   | 0    | ---   | 0  | 0   | ---   | 0    | 3    | 3   | 7   | 1  | 0  | 1   | 2  | 0   | 14  | 8.8  |
| 11/18/2016    | SA | @                 | LAL | W. | - | G   | 9  | 9  | 27  | 6  | 10  | .600  | 1   | 1    | 1.000 | 3  | 3   | 1.000 | 1    | 1    | 2   | 7   | 2  | 0  | 0   | 0  | 0   | 16  | 9.6  |
| 11/21/2016    | SA | v                 | DAL | W. | - | DNP |    |    |     |    |     |       |     |      |       |    |     |       |      |      |     |     |    |    |     |    |     |     |      |
| 11/23/2016    | SA | @                 | CHA | W. | - | G   | 10 | 10 | 29  | 3  | 10  | .300  | 1   | 4    | .250  | 4  | 4   | 1.000 | 0    | 1    | 1   | 3   | 2  | 0  | 1   | 1  | 0   | 11  | 9.7  |
| 11/25/2016    | SA | @                 | BOS | W. | - | G   | 11 | 11 | 24  | 3  | 7   | .429  | 0   | 0    | ---   | 1  | 1   | 1.000 | 0    | 2    | 2   | 4   | 2  | 0  | 1   | 2  | 0   | 7   | 9.5  |
| 11/26/2016    | SA | @                 | WAS | W. | - | G   | 12 | 12 | 27  | 8  | 13  | .615  | 1   | 1    | 1.000 | 3  | 3   | 1.000 | 1    | 0    | 1   | 3   | 1  | 0  | 0   | 3  | 0   | 20  | 10.3 |
| 11/29/2016    | SA | v                 | ORL | .L | - | G   | 13 | 13 | 29  | 0  | 6   | .000  | 0   | 0    | ---   | 2  | 2   | 1.000 | 0    | 2    | 2   | 3   | 3  | 0  | 1   | 4  | 0   | 2   | 9.7  |
| 11/30/2016    | SA | @                 | DAL | W. | - | DNP |    |    |     |    |     |       |     |      |       |    |     |       |      |      |     |     |    |    |     |    |     |     |      |
| 12/02/2016    | SA | v                 | WAS | W. | - | INA |    |    |     |    |     |       |     |      |       |    |     |       |      |      |     |     |    |    |     |    |     |     |      |
| 12/05/2016    | SA | @                 | MIL | W. | - | G   | 14 | 14 | 18  | 3  | 8   | .375  | 0   | 1    | .000  | 0  | 0   | ---   | 1    | 0    | 1   | 5   | 3  | 0  | 0   | 2  | 0   | 6   | 9.4  |
| 12/06/2016    | SA | @                 | MIN | W. | - | INA |    |    |     |    |     |       |     |      |       |    |     |       |      |      |     |     |    |    |     |    |     |     |      |
| 12/08/2016    | SA | @                 | CHI | .L | - | G   | 15 | 15 | 24  | 4  | 10  | .400  | 0   | 1    | .000  | 0  | 0   | ---   | 0    | 1    | 1   | 5   | 2  | 0  | 0   | 3  | 0   | 8   | 9.3  |
| 12/10/2016    | SA | v                 | BRK | W. | - | G   | 16 | 16 | 20  | 5  | 8   | .625  | 1   | 1    | 1.000 | 1  | 1   | 1.000 | 0    | 1    | 1   | 7   | 0  | 0  | 1   | 0  | 0   | 12  | 9.5  |
| 12/14/2016    | SA | v                 | BOS | W. | - | G   | 17 | 17 | 26  | 8  | 15  | .533  | 0   | 1    | .000  | 0  | 0   | ---   | 0    | 2    | 2   | 7   | 4  | 0  | 0   | 2  | 0   | 16  | 9.9  |
| 12/15/2016    | SA | @                 | PHO | W. | - | G   | 18 | 18 | 26  | 4  | 8   | .500  | 1   | 3    | .333  | 2  | 2   | 1.000 | 0    | 1    | 1   | 1   | 1  | 0  | 1   | 1  | 0   | 11  | 9.9  |
| 12/18/2016    | SA | v                 | NO  | W. | - | G   | 19 | 19 | 24  | 6  | 12  | .500  | 0   | 0    | ---   | 0  | 0   | ---   | 2    | 2    | 4   | 6   | 0  | 0  | 0   | 1  | 0   | 12  | 10.1 |
| 12/20/2016    | SA | @                 | HOU | W. | - | G   | 20 | 20 | 24  | 3  | 7   | .429  | 1   | 1    | 1.000 | 1  | 2   | .500  | 1    | 1    | 2   | 1   | 0  | 0  | 1   | 0  | 0   | 8   | 10.0 |
| 12/22/2016    | SA | @                 | LAC | .L | - | G   | 21 | 21 | 28  | 1  | 8   | .125  | 0   | 2    | .000  | 0  | 0   | ---   | 0    | 2    | 2   | 3   | 0  | 0  | 0   | 0  | 0   | 2   | 9.6  |
| 12/23/2016    | SA | @                 | POR | W. | - | DNP |    |    |     |    |     |       |     |      |       |    |     |       |      |      |     |     |    |    |     |    |     |     |      |
| 12/25/2016    | SA | v                 | CHI | W. | - | G   | 22 | 22 | 28  | 6  | 15  | .400  | 1   | 2    | .500  | 0  | 0   | ---   | 0    | 3    | 3   | 7   | 0  | 0  | 1   | 4  | 0   | 13  | 9.7  |
| 12/28/2016    | SA | v                 | PHO | W. | - | G   | 23 | 23 | 29  | 10 | 16  | .625  | 0   | 1    | .000  | 0  | 1   | .000  | 0    | 1    | 1   | 3   | 1  | 0  | 0   | 2  | 0   | 20  | 10.2 |
| 12/30/2016    | SA | v                 | POR | W. | - | G   | 24 | 24 | 22  | 7  | 15  | .467  | 1   | 1    | 1.000 | 3  | 5   | .600  | 0    | 2    | 2   | 5   | 0  | 0  | 0   | 0  | 0   | 18  | 10.5 |
| 01/01/2017    | SA | @                 | ATL | .L | 1 | G   | 25 | 25 | 32  | 10 | 18  | .556  | 1   | 2    | .500  | 1  | 2   | .500  | 1    | 2    | 3   | 7   | 1  | 0  | 0   | 1  | 0   | 22  | 11.0 |
| 01/03/2017    | SA | v                 | TOR | W. | - | G   | 26 | 26 | 22  | 6  | 9   | .667  | 1   | 1    | 1.000 | 2  | 2   | 1.000 | 0    | 2    | 2   | 8   | 1  | 0  | 0   | 1  | 0   | 15  | 11.1 |
| 01/05/2017    | SA | @                 | DEN | W. | - | G   | 27 | 27 | 24  | 10 | 11  | .909  | 1   | 1    | 1.000 | 0  | 0   | ---   | 0    | 3    | 3   | 9   | 1  | 0  | 0   | 1  | 0   | 21  | 11.5 |
| 01/07/2017    | SA | v                 | CHA | W. | - | G   | 28 | 28 | 25  | 1  | 8   | .125  | 0   | 2    | .000  | 0  | 0   | ---   | 0    | 4    | 4   | 2   | 3  | 0  | 0   | 0  | 0   | 2   | 11.1 |
| 01/10/2017    | SA | v                 | MIL | .L | - | G   | 29 | 29 | 33  | 7  | 15  | .467  | 0   | 1    | .000  | 0  | 0   | ---   | 0    | 3    | 3   | 7   | 1  | 0  | 1   | 2  | 0   | 14  | 11.2 |
| 01/12/2017    | SA | v                 | LAL | W. | - | G   | 30 | 30 | 21  | 6  | 10  | .600  | 0   | 0    | ---   | 1  | 1   | 1.000 | 0    | 2    | 2   | 6   | 1  | 0  | 0   | 0  | 0   | 13  | 11.3 |
| 01/14/2017    | SA | @                 | PHO | .L | - | G   | 31 | 31 | 31  | 5  | 10  | .500  | 2   | 3    | .667  | 2  | 4   | .500  | 1    | 0    | 1   | 2   | 1  | 0  | 1   | 2  | 0   | 14  | 11.4 |
| 01/17/2017    | SA | v                 | MIN | W. | - | G   | 32 | 32 | 29  | 6  | 13  | .462  | 0   | 0    | ---   | 2  | 3   | .667  | 0    | 0    | 0   | 5   | 5  | 0  | 0   | 1  | 0   | 14  | 11.5 |
| 01/19/2017    | SA | v                 | DEN | W. | - | DNP |    |    |     |    |     |       |     |      |       |    |     |       |      |      |     |     |    |    |     |    |     |     |      |
| 01/21/2017    | SA | @                 | CLE | W. | 1 | DNP |    |    |     |    |     |       |     |      |       |    |     |       |      |      |     |     |    |    |     |    |     |     |      |
| 01/23/2017    | SA | @                 | BRK | W. | - | INA |    |    |     |    |     |       |     |      |       |    |     |       |      |      |     |     |    |    |     |    |     |     |      |
| 01/24/2017    | SA | @                 | TOR | W. | - | INA |    |    |     |    |     |       |     |      |       |    |     |       |      |      |     |     |    |    |     |    |     |     |      |
| 01/27/2017    | SA | @                 | NO  | .L | - | G   | 33 | 33 | 22  | 2  | 7   | .286  | 0   | 1    | .000  | 3  | 4   | .750  | 0    | 1    | 1   | 3   | 1  | 0  | 1   | 2  | 1   | 7   | 11.3 |
| 01/29/2017    | SA | v                 | DAL | .L | - | G   | 34 | 34 | 23  | 8  | 12  | .667  | 0   | 0    | ---   | 0  | 1   | .000  | 0    | 0    | 0   | 4   | 2  | 0  | 0   | 1  | 0   | 16  | 11.5 |
| 01/31/2017    | SA | v                 | OKC | W. | - | G   | 35 | 35 | 25  | 0  | 3   | .000  | 0   | 1    | .000  | 3  | 4   | .750  | 0    | 6    | 6   | 4   | 4  | 0  | 1   | 2  | 0   | 3   | 11.2 |
| 02/02/2017    | SA | v                 | PHI | W. | - | G   | 36 | 36 | 26  | 0  | 5   | .000  | 0   | 0    | ---   | 1  | 2   | .500  | 0    | 4    | 4   | 6   | 1  | 0  | 1   | 0  | 0   | 1   | 10.9 |
| 02/04/2017    | SA | v                 | DEN | W. | - | G   | 37 | 37 | 23  | 8  | 8   | 1.000 | 0   | 0    | ---   | 2  | 2   | 1.000 | 0    | 0    | 0   | 4   | 2  | 0  | 3   | 3  | 0   | 18  | 11.1 |
| 02/06/2017    | SA | @                 | MEM | .L | - | G   | 38 | 38 | 29  | 3  | 7   | .429  | 0   | 0    | ---   | 2  | 2   | 1.000 | 0    | 2    | 2   | 2   | 1  | 0  | 1   | 2  | 0   | 8   | 11.1 |
| 02/08/2017    | SA | @                 | PHI | W. | - | G   | 39 | 39 | 30  | 7  | 12  | .583  | 1   | 1    | 1.000 | 3  | 3   | 1.000 | 0    | 1    | 1   | 5   | 2  | 0  | 0   | 0  | 0   | 18  | 11.2 |
| 02/10/2017    | SA | @                 | DET | W. | - | G   | 40 | 40 | 31  | 1  | 4   | .250  | 0   |      |       |    |     |       |      |      |     |     |    |    |     |    |     |     |      |





## SIMMONS BIO



# 17

**FORWARD**

**6-6 | 195**

**ROOKIE**

**HOUSTON**

**9/14/1989**

**HOW ACQUIRED:** Signed by the Spurs on 7/22/15.

**2016-17:** Appeared in 78 games and logged eight starts, averaging 6.2 points, 2.1 rebounds and 1.6 assists in 17.9 minutes ... shot .420 from the field and .750 from the free throw stripe ... scored in double figures in 16 games ... led the team in steals 10 times and in blocks four times ... set new career highs by tallying 20 points on 10/25 at Golden State with 15 coming in the first half of play ... recorded 17 points (7-14 FG, 1-3 3FG, 2-2 FT) and 2 assists on 4/2 vs. Utah ... registered 14 points (4-6 FG, 2-3 3FG, 4-4 FT), 3 assists, 1 rebound and 1 steal in 17 minutes on 3/18 at Memphis ... logged 14 points (5-13 FG, 1-2 3FG, 3-3 FT), 4 rebounds, 4 assists and 1 block on 3/8 vs. Sacramento ... recorded 18 points (7-10 FG, 1-1 3FG, 3-4 FT), 4 rebounds, 2 assists and a blocked shot on 2/4 vs. Denver ... registered 12 points by going 6-for-8 from the field as well as 3 rebounds and 3 assists on 1/12 vs. L.A. Lakers ... scored 14 points (5-8 FG, 2-4 3FG, 2-2 FT) on 1/10 vs. Milwaukee ... led the team in scoring for the first time in his career with 19 points (5-12 FG, 2-4 3FG, 7-8 FT) as well as 3 rebounds, 2 assists and 2 blocks in 29 minutes on 12/30 vs. Portland ... scored 14 points (6-8 FG, 2-2 3FG) and 4 assists on 12/10 vs. Brooklyn ... logged 15 points (5-6 FG, 1-2 3FG, 4-4 FT) to go with 4 assists, 2 steals, 1 board and 1 block on 11/26 at Washington ... sat out three games with a sprained right wrist (1/24-1/29) ... missed one game with an illness (2/12).

**CAREER NOTES:** : Is in his second NBA season, both with the Silver and Black ... signed by the Spurs on 7/22/15 ... spent two seasons with the Austin Spurs, San Antonio's NBA Development League team ... made the team after attending an open tryout in Austin in 2013 ... selected by league assistant coaches to play in the 2017 BBVA Compass Rising Star Competition, making him the first player in the event to come from an open tryout ... appeared in 94 total games, averaging 12.7 points, 4.4 rebounds and 2.6 assists while shooting .505 (446- 883) from the field ... named to the 2015 NBA D-League All-Defensive Third Team ... has played on the Spurs Summer League team the past two summers ... helped guide the team to the 2015 Las Vegas Summer League Championship, averaging 17.0 points, 4.0 rebounds, 3.0 assists and 1.71 steals in 24.6 minutes while shooting .519 (41-79) from the field in seven games ... was named MVP of the championship game, finishing with a team-high 23 points (7-14 FG, 9-12 FT), 3 rebounds, 3 assists and 2 steals in 24 minutes ... played one season (2011-12) at the University of Houston, appearing in all 30 games and leading the Cougars in scoring as a junior, averaging 14.7 points to go with 5.0 rebounds and 2.2 assists while shooting .512 (154-301) from the floor ... attended Midland Junior College in 2009-10 and Paris Junior College in 2008-09.

### NBA PLAYOFF STATISTICS

| Year  | TEAM | G | MIN | FGM-FGA | PCT  | FTM-FTA | FT%  | FG3-FG3A | PCT  | OFF-DEF-TOT | R/G | AST | A/G | PF | DQ | STL | BLK | PTS | AVG |
|-------|------|---|-----|---------|------|---------|------|----------|------|-------------|-----|-----|-----|----|----|-----|-----|-----|-----|
| 15-16 | SA   | 3 | 26  | 4-10    | .400 | 1-2     | .500 | 2-3      | .667 | 3-1-4       | 1.3 | 2   | 0.7 | 4  | 0  | 2   | 0   | 11  | 3.7 |



# JONATHON SIMMONS GAME-BY-GAME

Jonathon Simmons / San Antonio Spurs

| DATE       | TM | @ | OPP | WL | O | P | G    | GS | MIN | FG | FGA | FG%   | FG3 | FG3A | FG3%  | FT | FTA | FT%   | OREB | DREB | REB | AST | PF | DQ | STL | TO | BLK | PTS | PPG  |
|------------|----|---|-----|----|---|---|------|----|-----|----|-----|-------|-----|------|-------|----|-----|-------|------|------|-----|-----|----|----|-----|----|-----|-----|------|
| 10/25/2016 | SA | @ | GS  | W. | - | - | 1    | 0  | 28  | 8  | 14  | .571  | 3   | 5    | .600  | 1  | 3   | .333  | 1    | 3    | 4   | 3   | 2  | 0  | 0   | 2  | 1   | 20  | 20.0 |
| 10/27/2016 | SA | @ | SAC | W. | - | - | 2    | 0  | 18  | 1  | 2   | .500  | 0   | 0    | ---   | 3  | 4   | .750  | 1    | 1    | 2   | 3   | 3  | 0  | 0   | 2  | 0   | 5   | 12.5 |
| 10/29/2016 | SA | v | NO  | W. | - | - | 3    | 0  | 26  | 5  | 12  | .417  | 0   | 1    | .000  | 1  | 2   | .500  | 0    | 3    | 3   | 1   | 2  | 0  | 1   | 2  | 1   | 11  | 12.0 |
| 10/30/2016 | SA | @ | MIA | W. | - | - | 4    | 0  | 25  | 2  | 8   | .250  | 0   | 1    | .000  | 2  | 2   | 1.000 | 0    | 2    | 2   | 3   | 1  | 0  | 0   | 0  | 0   | 6   | 10.5 |
| 11/01/2016 | SA | v | UTA | .L | - | G | 5    | 1  | 29  | 1  | 7   | .143  | 0   | 3    | .000  | 0  | 0   | ---   | 0    | 2    | 2   | 3   | 1  | 0  | 0   | 0  | 0   | 2   | 8.8  |
| 11/04/2016 | SA | @ | UTA | W. | - | - | 6    | 1  | 21  | 1  | 3   | .333  | 0   | 0    | ---   | 1  | 2   | .500  | 0    | 4    | 4   | 2   | 3  | 0  | 2   | 2  | 0   | 3   | 7.8  |
| 11/05/2016 | SA | v | LAC | .L | - | - | 7    | 1  | 19  | 3  | 6   | .500  | 0   | 1    | .000  | 0  | 0   | ---   | 1    | 3    | 4   | 2   | 0  | 0  | 2   | 2  | 0   | 6   | 7.6  |
| 11/09/2016 | SA | v | HOU | .L | - | - | 8    | 1  | 21  | 3  | 4   | .750  | 0   | 0    | ---   | 3  | 3   | 1.000 | 0    | 3    | 3   | 1   | 2  | 0  | 1   | 0  | 1   | 9   | 7.8  |
| 11/11/2016 | SA | v | DET | W. | - | - | 9    | 1  | 18  | 0  | 3   | .000  | 0   | 2    | .000  | 5  | 6   | .833  | 0    | 4    | 4   | 2   | 2  | 0  | 0   | 0  | 0   | 5   | 7.4  |
| 11/12/2016 | SA | @ | HOU | W. | - | - | 10   | 1  | 16  | 3  | 4   | .750  | 0   | 1    | .000  | 0  | 0   | ---   | 0    | 2    | 2   | 1   | 1  | 0  | 0   | 0  | 1   | 6   | 7.3  |
| 11/14/2016 | SA | v | MIA | W. | - | - | 11   | 1  | 22  | 1  | 5   | .200  | 0   | 2    | .000  | 3  | 4   | .750  | 2    | 2    | 4   | 2   | 1  | 0  | 1   | 1  | 1   | 5   | 7.1  |
| 11/16/2016 | SA | @ | SAC | W. | - | - | 12   | 1  | 18  | 0  | 0   | ---   | 0   | 0    | ---   | 2  | 2   | 1.000 | 0    | 0    | 0   | 2   | 2  | 0  | 0   | 0  | 0   | 2   | 6.7  |
| 11/18/2016 | SA | @ | LAL | W. | - | - | 13   | 1  | 3   | 0  | 0   | ---   | 0   | 0    | ---   | 0  | 0   | ---   | 0    | 0    | 0   | 0   | 0  | 0  | 0   | 0  | 0   | 0   | 6.2  |
| 11/21/2016 | SA | v | DAL | W. | - | - | 14   | 1  | 9   | 0  | 2   | .000  | 0   | 1    | .000  | 0  | 2   | .000  | 0    | 1    | 1   | 3   | 2  | 0  | 1   | 1  | 0   | 0   | 5.7  |
| 11/23/2016 | SA | @ | CHA | W. | - | - | 15   | 1  | 14  | 0  | 0   | ---   | 0   | 0    | ---   | 0  | 0   | ---   | 0    | 2    | 2   | 2   | 2  | 0  | 0   | 0  | 0   | 0   | 5.3  |
| 11/25/2016 | SA | @ | BOS | W. | - | - | 16   | 1  | 13  | 2  | 4   | .500  | 0   | 0    | ---   | 0  | 0   | ---   | 0    | 0    | 0   | 2   | 1  | 0  | 1   | 1  | 0   | 4   | 5.3  |
| 11/26/2016 | SA | @ | WAS | W. | - | - | 17   | 1  | 23  | 5  | 6   | .833  | 1   | 2    | .500  | 4  | 4   | 1.000 | 1    | 0    | 1   | 4   | 5  | 0  | 2   | 2  | 1   | 15  | 5.8  |
| 11/29/2016 | SA | v | ORL | .L | - | - | 18   | 1  | 18  | 3  | 8   | .375  | 0   | 2    | .000  | 0  | 0   | ---   | 0    | 3    | 3   | 1   | 2  | 0  | 2   | 2  | 0   | 6   | 5.8  |
| 11/30/2016 | SA | @ | DAL | W. | - | - | 19   | 1  | 23  | 1  | 5   | .200  | 0   | 0    | ---   | 1  | 2   | .500  | 1    | 0    | 1   | 3   | 0  | 0  | 1   | 1  | 1   | 3   | 5.7  |
| 12/02/2016 | SA | v | WAS | W. | - | - | 20   | 1  | 14  | 0  | 0   | ---   | 0   | 0    | ---   | 5  | 6   | .833  | 0    | 0    | 0   | 1   | 0  | 0  | 2   | 1  | 1   | 5   | 5.7  |
| 12/05/2016 | SA | @ | MIL | W. | - | - | 21   | 1  | 24  | 3  | 5   | .600  | 0   | 0    | ---   | 0  | 0   | ---   | 0    | 4    | 4   | 2   | 3  | 0  | 1   | 1  | 0   | 6   | 5.7  |
| 12/06/2016 | SA | @ | MIN | W. | - | - | 22   | 1  | 18  | 3  | 8   | .375  | 1   | 1    | 1.000 | 0  | 0   | ---   | 0    | 2    | 2   | 0   | 3  | 0  | 0   | 0  | 2   | 7   | 5.7  |
| 12/08/2016 | SA | @ | CHI | .L | - | - | 23   | 1  | 14  | 1  | 7   | .143  | 0   | 3    | .000  | 0  | 0   | ---   | 0    | 2    | 2   | 1   | 2  | 0  | 3   | 0  | 0   | 2   | 5.6  |
| 12/10/2016 | SA | v | BRK | W. | - | - | 24   | 1  | 18  | 6  | 8   | .750  | 2   | 2    | 1.000 | 0  | 0   | ---   | 0    | 0    | 0   | 4   | 1  | 0  | 0   | 1  | 0   | 14  | 5.9  |
| 12/14/2016 | SA | v | BOS | W. | - | - | 25   | 1  | 6   | 0  | 0   | ---   | 0   | 0    | ---   | 1  | 2   | .500  | 0    | 0    | 0   | 0   | 0  | 0  | 0   | 1  | 0   | 1   | 5.7  |
| 12/15/2016 | SA | @ | PHO | W. | - | - | 26   | 1  | 23  | 1  | 2   | .500  | 0   | 0    | ---   | 2  | 2   | 1.000 | 0    | 2    | 2   | 0   | 2  | 0  | 0   | 4  | 0   | 4   | 5.7  |
| 12/18/2016 | SA | v | NO  | W. | - | - | 27   | 1  | 17  | 5  | 6   | .833  | 2   | 2    | 1.000 | 0  | 0   | ---   | 0    | 1    | 1   | 0   | 2  | 0  | 1   | 2  | 0   | 12  | 5.9  |
| 12/20/2016 | SA | @ | HOU | W. | - | - | 28   | 1  | 10  | 1  | 2   | .500  | 0   | 0    | ---   | 1  | 2   | .500  | 0    | 2    | 2   | 1   | 2  | 0  | 0   | 2  | 0   | 3   | 5.8  |
| 12/22/2016 | SA | @ | LAC | .L | - | - | 29   | 1  | 22  | 2  | 10  | .200  | 1   | 2    | .500  | 1  | 2   | .500  | 1    | 3    | 4   | 1   | 5  | 0  | 0   | 3  | 1   | 6   | 5.8  |
| 12/23/2016 | SA | @ | POR | W. | - | - | 30   | 1  | 18  | 5  | 8   | .625  | 0   | 1    | .000  | 0  | 0   | ---   | 1    | 3    | 4   | 3   | 2  | 0  | 0   | 0  | 0   | 10  | 5.9  |
| 12/25/2016 | SA | v | CHI | W. | - | - | 31   | 1  | 12  | 1  | 4   | .250  | 1   | 2    | .500  | 0  | 0   | ---   | 0    | 0    | 0   | 1   | 3  | 0  | 0   | 0  | 0   | 3   | 5.8  |
| 12/28/2016 | SA | v | PHO | W. | - | - | 32   | 1  | 25  | 2  | 6   | .333  | 0   | 1    | .000  | 0  | 0   | ---   | 1    | 4    | 5   | 1   | 3  | 0  | 0   | 1  | 0   | 4   | 5.8  |
| 12/30/2016 | SA | v | POR | W. | - | - | 33   | 1  | 30  | 5  | 12  | .417  | 2   | 4    | .500  | 7  | 8   | .875  | 1    | 2    | 3   | 2   | 2  | 0  | 0   | 1  | 2   | 19  | 6.2  |
| 01/01/2017 | SA | @ | ATL | .L | 1 | - | 34   | 1  | 19  | 0  | 2   | .000  | 0   | 2    | .000  | 0  | 0   | ---   | 1    | 2    | 3   | 3   | 1  | 0  | 0   | 0  | 1   | 0   | 6.0  |
| 01/03/2017 | SA | v | TOR | W. | - | - | 35   | 1  | 20  | 3  | 9   | .333  | 0   | 3    | .000  | 0  | 0   | ---   | 0    | 4    | 4   | 3   | 2  | 0  | 1   | 3  | 1   | 6   | 6.0  |
| 01/05/2017 | SA | @ | DEN | W. | - | - | 36   | 1  | 13  | 1  | 1   | 1.000 | 0   | 0    | ---   | 3  | 4   | .750  | 0    | 0    | 0   | 0   | 1  | 0  | 0   | 1  | 0   | 5   | 6.0  |
| 01/07/2017 | SA | v | CHA | W. | - | - | 37   | 1  | 19  | 1  | 6   | .167  | 1   | 2    | .500  | 0  | 0   | ---   | 0    | 2    | 2   | 5   | 1  | 0  | 1   | 1  | 1   | 3   | 5.9  |
| 01/10/2017 | SA | v | MIL | .L | - | - | 38   | 1  | 23  | 5  | 8   | .625  | 2   | 4    | .500  | 2  | 2   | 1.000 | 0    | 0    | 0   | 0   | 2  | 0  | 0   | 0  | 0   | 14  | 6.1  |
| 01/12/2017 | SA | v | LAL | W. | - | - | 39   | 1  | 21  | 6  | 8   | .750  | 0   | 1    | .000  | 0  | 0   | ---   | 0    | 3    | 3   | 3   | 3  | 0  | 0   | 1  | 0   | 12  | 6.3  |
| 01/14/2017 | SA | @ | PHO | .L | - | - | 40   | 1  | 16  | 2  | 4   | .500  | 1   | 1    | 1.000 | 1  | 2   | .500  | 0    | 3    | 3   | 1   | 5  | 0  | 3   | 4  | 0   | 6   | 6.3  |
| 01/17/2017 | SA | v | MIN | W. | - | - | 41   | 1  | 12  | 1  | 1   | 1.000 | 0   | 0    | ---   | 5  | 6   | .833  | 0    | 0    | 0   | 1   | 2  | 0  | 1   | 0  | 0   | 7   | 6.3  |
| 01/19/2017 | SA | v | DEN | W. | - | - | 42   | 1  | 14  | 3  | 9   | .333  | 0   | 1    | .000  | 1  | 2   | .500  | 0    | 4    | 4   | 1   | 0  | 0  | 1   | 1  | 0   | 7   | 6.3  |
| 01/21/2017 | SA | @ | CLE | W. | 1 | - | 43   | 1  | 8   | 1  | 1   | 1.000 | 0   | 0    | ---   | 0  | 0   | ---   | 0    | 0    | 0   | 1   | 1  | 0  | 0   | 0  | 0   | 2   | 6.2  |
| 01/23/2017 | SA | @ | BRK | W. | - | - | 44   | 1  | 19  | 3  | 7   | .429  | 1   | 2    | .500  | 4  | 4   | 1.000 | 0    | 4    | 4   | 2   | 2  | 0  | 0   | 0  | 0   | 11  | 6.3  |
| 01/24/2017 | SA | @ | TOR | W. | - | - | DNP  |    |     |    |     |       |     |      |       |    |     |       |      |      |     |     |    |    |     |    |     |     |      |
| 01/27/2017 | SA | @ | NO  | .L | - | - | INA  |    |     |    |     |       |     |      |       |    |     |       |      |      |     |     |    |    |     |    |     |     |      |
| 01/29/2017 | SA | v | DAL | .L | - | - | INA  |    |     |    |     |       |     |      |       |    |     |       |      |      |     |     |    |    |     |    |     |     |      |
| 01/31/2017 | SA | v | OKC | W. | - | - | 45   | 1  | 19  | 3  | 9   | .333  | 0   | 0    | ---   | 1  | 4   | .250  | 2    | 4    | 6   | 1   | 2  | 0  | 3   | 1  | 1   | 7   | 6.3  |
| 02/02/2017 | SA | v | PHI | W. | - | - | 46   | 1  | 19  | 3  | 8   | .375  | 0   | 1    | .000  | 5  | 6   | .833  | 0    | 3    | 3   | 0   | 2  | 0  | 0   | 0  | 1   | 11  | 6.4  |
| 02/04/2017 | SA | v | DEN | W. | - | - | 47   | 1  | 22  | 7  | 10  | .700  | 1   | 1    | 1.000 | 3  | 4   | .750  | 0    | 4    | 4   | 2   | 2  | 0  | 0   | 2  | 1   | 18  | 6.7  |
| 02/06/2017 | SA | @ | MEM | .L | - | - | F 48 | 2  | 24  | 2  | 8   | .250  | 0   | 2    | .000  | 0  | 0   | ---   | 0    | 2    | 2   | 0   | 3  | 0  | 2   | 1  | 0   | 4   | 6.6  |
| 02/08/2017 | SA | @ | PHI | W. | - | - | 49   | 2  | 11  | 1  | 3   | .333  | 0   | 0    | ---   | 0  | 0   | ---   | 0    | 2    | 2   | 1   | 2  | 0  | 0   | 2  | 0   | 2   | 6.5  |
| 02/10/2017 | SA | @ | DET | W. | - | - | 50   | 2  | 15  | 0  | 1   | .000  | 0   | 0    | ---   | 0  | 0   | ---   | 0    | 2    | 2   | 1   | 1  | 0  | 0   | 1  | 0   | 0   | 6.4  |
| 02/12/2017 | SA | @ | NY  | .L | - | - | INA  |    |     |    |     |       |     |      |       |    |     |       |      |      |     |     |    |    |     |    |     |     |      |
| 02/13/2017 | SA | @ | IND | W. | - | - | 51   | 2  | 13  | 2  | 3   | .667  | 0   | 0    | ---   | 0  | 0   | ---   | 0    | 3    | 3   | 2   | 4  | 0  | 2   | 0  | 0   | 4   | 6.3  |
| 02/15/2017 | SA | @ | ORL | W. | - | - | 52   | 2  | 21  | 2  | 7   | .286  | 0   | 4    | .000  | 4  | 4   | 1.000 | 0    | 5    | 5   | 0   | 2  | 0  | 0   | 0  | 0   | 8   | 6.4  |
| 02/24/2017 | SA | @ | LAC | W. | - | - | 53   | 2  | 10  | 2  | 5   | .400  | 0   | 2    | .000  | 2  | 2   | 1.000 | 0    | 0    | 0   | 1   | 0  | 0  | 0   | 0  | 0   | 6   | 6.4  |
| 02/26/2017 | SA | @ | LAL | W. | - | - | 54   | 2  | 17  | 2  | 8   | .250  | 0   | 1    | .000  | 2  | 2   | 1.000 | 0    | 0    | 0   | 1   | 0  | 0  | 0   | 2  | 1   | 6   | 6.4  |
| 03/01/2017 | SA | v | IND | W. | - | - | 55   | 2  | 11  | 0  | 0   | ---   | 0   | 0    | ---   | 0  | 0   | ---   | 0    | 1    | 1   | 1   | 1  | 0  | 0   | 1  | 1   | 0   | 6.2  |
| 03/03/2017 | SA | @ | NO  | W. | 1 | - | 56   | 2  | 12  | 1  | 4   | .250  | 0   | 1    | .000  | 0  | 0   | ---   | 0    | 2    | 2   | 1   | 1  | 0  | 1   | 1  | 0   | 2   | 6.2  |
| 03/04/2017 | SA | v | MIN | W. | 1 | - | 57   | 2  | 16  | 1  | 3   | .333  | 0   | 0    | ---   | 0  | 0   | ---   | 0    | 2    | 2   | 0   | 1  | 0  | 1   | 0  | 1   | 2   | 6.1  |
| 03/06/2017 | SA | v | HOU | W. | - | - | 58   | 2  | 14  | 3  | 4   | .750  | 0   | 1    | .000  | 0  | 0   | ---   | 1    | 1    | 2   | 0   | 1  |    |     |    |     |     |      |






# GREGG POPOVICH

## HEAD COACH/PRESIDENT OF SPURS BASKETBALL

Is in his 21st season as the Spurs head coach ... the longest tenured coach with the same team among the 122 NBA, NFL, NHL and MLB franchises ... has led the Spurs to five NBA Championships (1999, 2003, 2005, 2007 and 2014) ... one of five coaches in history with five-or-more NBA Championships (along with Phil Jackson, Red Auerbach, John Kundla and Pat Riley) ... he and Eric Spoelstra are the only two active coaches with multiple NBA titles ... finished the 2016-17 season with a career mark of 1,150-506 ... career winning percentage of .694 ranks third in NBA history (behind Jackson and Billy Cunningham) ... ranks seventh in NBA history in career victories and first among active coaches ... on Feb. 4, 2017, collected his 1,128th win as Spurs head coach to surpass Jerry Sloan for most wins with a single franchise in NBA history ... posted his 1,000th career win at Indiana on Feb. 9, 2015 ... his 152 playoff wins rank third in NBA history (behind Jackson and Riley) and his playoff career winning percentage of .618 (152-94) is the third-best in league history ... named NBA Coach of the Year in 2003, 2012 and 2014 ... has led San Antonio to the NBA's best regular season record five times (1998-99, 2000-01, 2002-03, 2011-12 and 2013-14) ... the Western Conference All-Star coach in 2005, 2011, 2013 and 2016 ... has been the NBA Coach of the Month 17 times, the most in league annals ... the Spurs all-time leader in both regular season and playoff wins ... a 1970 graduate of the United States Air Force Academy with a degree in Soviet studies ... played four seasons at the Air Force Academy ... as a senior was the team's captain and leading scorer ... following his graduation in 1970 served his five-year military commitment ... during that time toured Eastern Europe and the Soviet Union as a member of the U.S. Armed Forces Team ... selected to represent the U.S. on the national AAU Team touring the Soviet Union ... in 1972 was the captain of the Armed Forces team, which won the AAU Championship ... earned an invitation to the 1972 U.S. Olympic Team Training Camp ... in 1973 returned to the Air Force Academy as an assistant coach ... spent six years at Air Force during which time he obtained his master's degree in physical education and sports sciences from the University of Denver ... in 1979 was named the head coach at Pomona-Pitzer in Claremont, California ... spent the next eight seasons at Pomona ... during the 1985-86 season led the team to its first conference championship in 68 years and to a berth in the NCAA Division III Tournament ... while at Pomona was an active member of the school's academic community, working as an associate professor, chairing the college's Student Life committee, serving on the Women's Commission and even – for one year – living in a dorm with his family ... moved to the NBA in July of 1988, joining the Spurs as an assistant coach as a member of Larry Brown's staff ... spent the next four seasons in San Antonio with a Spurs team that won a pair of Midwest Division titles ... in the summer of 1992 was named an assistant coach on Don Nelson's staff with Golden State ... spent the next two seasons with the Warriors ... returned to San Antonio on May 31, 1994, as the Spurs executive vice president of basketball operations/general manager (served as GM for eight seasons before turning the job over to R.C. Buford on July 1, 2002) ... named the Spurs head coach in December of 1996 ... served as an assistant coach for USA Basketball's Men's Senior Team for three consecutive summers (at the 2002 World Basketball Championship, the 2003 FIBA America Men's Olympic Qualifying Tournament and the 2004 Olympic Games) ... a very active member of the San Antonio community ... in 1991 teamed with Frank Martin to create the Spurs Youth Basketball League ... today the league plays at 75 locations in San Antonio and through-out South Texas ... over 15,000 boys and girls, ages 7 to 16, played in the league in 2011-12 ... prior to every game, each participant takes a pledge, promising to remain drug and alcohol free while showing good sportsmanship and fair play ... the league was honored with a Daily Point of Light Award by President Bush in February of 1992... is involved in several charities in the San Antonio area including the San Antonio Food Bank, Roy Maas' Youth Alternatives, Boys and Girls Club and The Miracle League ... honored by the Air Force Academy with its Distinguished Graduate Award in 2007 ... he and his wife Erin have been blessed with two children, Micky and Jill.





# SPURS ASSISTANT COACHES



## ETTORE MESSINA ASSISTANT COACH



In his third season on the bench for the Spurs ... named one of the Euroleague's 10 Greatest All-Time Coaches in 2008 ... has earned numerous coaching accolades throughout his career including being inducted into the Italian Basketball Hall of Fame in 2009, European Coach of the Year in 1998, Euroleague Coach of the Year in 2006 and 2008, Italian Coach of the Year in 1990, 1993, 1998, 2001 and 2005, and Russian Coach of the Year 2006, 2007, 2008 and 2009 ... before joining the Silver and Black spent two seasons (2012-14) as the head coach of the CSKA Moscow in the Russian League, his second stint with the team ... led CSKA to the Russian Championship and the Euroleague Final Four both seasons ... served as a coaching consultant for the L.A. Lakers in 2011-12 ... prior to making the move to the NBA, spent four seasons (2005-2009) at the helm of CSKA Moscow where he led the team to two Euroleague Championships (2006, 2008) and four Russian SuperLeague titles (2006-2009) ... served as a coach in the Italian League for over 15 years ... earned two Euroleague Championships (1998 and 2001) as well as several Italian championships with Virtus Bologna, where he had two stints as head coach (1989-1993, 1997-2002) ... was at the helm of Benetton Treviso from 2002-2005, guiding the team to an Italian championship in 2003 ... a native of Catania, Italy ... served as head coach of the senior men's Italian national basketball team (1993-1997), where he led Italy to the silver medal at the 1997 European Championship ... in 2016 he returned as head coach of the Azzurri.

## IME UDOKA ASSISTANT COACH



Currently in his fifth season with the Spurs as an assistant coach ... served as the head coach of the Spurs Las Vegas Summer League squad in 2013 and 2014 ... spent three seasons as a player with the Silver and Black from 2007-09 and the 2010-11 campaign ... enjoyed a seven-year NBA career ... played for the L.A. Lakers in 2003-04, the New York Knicks in 2005-06, the Portland Trail Blazers in 2006-07 and the Sacramento Kings in 2009-10 ... went undrafted out of college ... spent time in the NBA Development League and played internationally in Spain and France ... was named to the All-NBA D-League First Team and was also the recipient of Jason Collier Sportsmanship Award in 2005-06 ... began his college career at Eastern Utah and spent a year at the University of San Francisco before finishing at Portland State ... late father was of Ibibio descent and was born in Nigeria ... played for the Nigerian National Team in multiple tournaments, including the 2005 African Championship, the 2006 FIBA World Championship, and the 2011 African Championship where he helped lead Nigeria to a bronze medal.

## JAMES BORREGO ASSISTANT COACH



Is in his second season in his second stint on the Spurs bench ... spent seven seasons with the organization from 2003-10 ... began as an assistant video coordinator in the summer of 2003 and finished his tenure as an assistant coach ... prior to re-joining the Spurs in 2015 spent three seasons with the Orlando Magic as an assistant coach ... was named interim head coach midway during the 2014-15 season ... before joining the Magic spent two seasons as an assistant coach with the New Orleans Hornets (2010-12) ... has participated in the NBA's Basketball Without Borders program in both Tokyo, Japan and Buenos Aires, Argentina as well as NBA Camp Cuba in 2015... played collegiately at the University of San Diego from 1998-2001 ... began his coaching career at his alma mater, serving as an assistant from 2001-03 ... earned a bachelor's degree in English and a master's degree in leadership studies from USD ... born and raised in Albuquerque, N.M., he led Albuquerque Academy to a pair of state championships ... he and his wife, Megan, have a daughter, Grace, and two sons, Zachary and Nicholas.

## CHIP ENGELLAND ASSISTANT COACH



In his 11th season as a Spurs assistant coach ... a sought after speaker, clinician and advisor on shooting technique for numerous NBA players including Steve Kerr, Grant Hill and Shane Battier ... served as a shooting consultant with the Pistons during the 1999–2000 season ... was director of player development for the Nuggets for two seasons before joining the Spurs ... served as a ball boy for John Wooden's 1975 NCAA Championship UCLA team ... in 1979 led Los Angeles in scoring while at Pacific Palisades High School ... lettered four seasons at Duke University ... team captain for Mike Krzyzewski's 1982-83 Blue Devil squad ... spent nine years playing professionally in the Philippines, Canada and the CBA ... in 1995 founded In-Net Corporation to establish his "Chip Shots" basketball camps to help players of all ages improve their shooting ... he and wife, Jessica, have two sons, Press and Path.

## BECKY HAMMON ASSISTANT COACH



In her third season as an assistant coach with the Spurs ... has served as the head coach of the Spurs Las Vegas Summer League the past two summers ... guided the 2015 squad to the summer league championship ... retired following the 2014 WNBA season after a 16-year playing career ... played eight seasons for the San Antonio Stars (2007-14) and eight seasons for the New York Liberty (1999-2006) ... in WNBA history, ranks eighth in total points, third in three-point field goals made, fourth in assists, eighth in games played, 11th in total minutes, second in free-throw percentage, and 12th in free throws made and 15th in field goals made ... ended her career as the Stars all-time leader in assists, points per game and three-point field goals made ... selected as one of the WNBA's Top20@20, an honor given to the WNBA's 20 greatest and most influential players in the league's 20 year history ... named one of the WNBA's Top 15 Players of all time in July of 2011 ... voted to the All-WNBA First Team twice and to the All-WNBA Second Team on two occasions ... a six-time WNBA All-Star ... was the top vote-getter for the Stars All-Decade Team in 2012 ... in 2008, led the Stars to their only WNBA Finals appearance in franchise history ... played collegiately at Colorado State (1995-99) where she was a three-time All-American and the 1999 Naismith Award winner ... inducted into the Colorado Sports Hall of Fame in 2015.

## WILL HARDY ASSISTANT COACH



Serving his seventh season with the Spurs, his first as an assistant coach ... served as the team's video coordinator the last three years ... during the past two summers has served as the head coach of the Spurs summer league team in Utah ... the Williams College graduate began his career in San Antonio as a basketball operations intern in 2010 before being promoted to assistant video coordinator in 2011 ... while at Williams College, he was a member of the Ephs basketball squad that finished 30-2 and second nationally in 2010 ... originally from Richmond, Va., he and his wife Spencer, a San Antonio native, were married in August of 2015.

## **R.C. BUFORD**


### **PRESIDENT OF SPORTS FRANCHISES**



Named president of sports franchises for Spurs Sports and Entertainment in July of 2008 ... in this current position serves as the general manager of the Spurs while overseeing the sports administration for the other four teams in the SS&E family (the Austin Spurs, Stars, San Antonio Rampage and San Antonio FC) ... RC started his coaching career at the University of Kansas in 1983 ... during each of his five seasons at Kansas, the Jayhawks participated in the NCAA Tournament ... was an assistant coach for the team that won the 1988 NCAA Championship as well as the 1985–86 squad that advanced to the Final Four ... made the move to the NBA in the summer of 1988 joining the Spurs as an assistant coach on Larry Brown's staff (other assistants on that staff included Gregg Popovich, Alvin Gentry and Ed Manning) ... spent four seasons as an assistant with the Spurs ... during that time San Antonio won back-to-back Midwest Division titles (1990 and 1991) ... joined the Los Angeles Clippers in the summer of 1992 as the first assistant for Coach Brown ... the Clippers posted a 41-41 record during the 1992–93 season and earned a spot in the 1993 Playoffs ... served as an assistant coach at the University of Florida during the 1993–94 season (as the team advanced to the Final Four for the first time in school history) ... returned to San Antonio in the summer of 1994 when Gregg Popovich hired him as the team's head scout ... in the summer of 1997 he became the Spurs director of scouting ... promoted to vice president/assistant general manager in the summer of 1999 ... was named the Spurs general manager in July of 2002 ... played collegiate basketball at Texas A&M University and Oklahoma State before receiving his degree from Friends University ... involved in the NBA Basketball Without Borders Africa camp ... in 2015, he became an Advisory board member for Fuqua/Coach K Center on Leadership & Ethics (COLE) at Duke University. serves on the Board of Directors of PeacePlayers International ... his wife, Beth, is a former player on the LPGA Tour ... they are both active with the Juvenile Diabetes Research Foundation ... they have a son, Chase, a daughter, C.C. ... in 2004 they welcomed Alexis Wangmene and in 2007 they welcomed Samer Jasser to their family ... Wangmene is from Cameroon and met the Bufords during the Basketball Without Borders program in Johannesburg ... Jassar is from Israel and was introduced to the Bufords through Peace Players International.

## **BRIAN WRIGHT**

### **ASSISTANT GENERAL MANAGER**



Currently in his first season with the Spurs ... spent the past two seasons as the Detroit Pistons assistant general manager ... before joining the Pistons spent eight seasons with the Orlando Magic, ascending to the role of director of college scouting in his final season ... began his career with the Magic as a summer intern in 2006 and was hired as the scouting coordinator prior to the 2006-07 season ... served as scouting manager and spent the 2012-13 season as the team scouting/player development manager ... attended graduate school at the University of Central Florida, earning an MBA and master's in sports business management from the DeVos Sports Business Management Program ... prior to his time at UCF, played basketball at La Sierra University in Riverside, Calif. ... was honored in 2003 and 2004 by the Riverside Sports Hall of Fame for outstanding achievement in those seasons ... is a co-author of two books in conjunction with the DeVos Sports Business Management Program ... the first being 100 Heroes People in Sports Who Make This a Better World and the second being an update to the first titled 150 Heroes ... a native of Silver Spring, Md., Wright and his wife, Cara, have a son.



# MONTY WILLIAMS

## VICE PRESIDENT OF BASKETBALL OPERATIONS

Returned to San Antonio for his second stint with the Spurs ... got his start in coaching and the front office while serving as a coaching intern with the Silver and Black during the 2004-05 campaign after a nine-year playing career ... before spending last season as an assistant coach with the Oklahoma City Thunder, was head coach of the New Orleans Pelicans from 2010-2015, guiding the Pelicans to two playoff appearances ... before his time in New Orleans, spent five seasons as an assistant coach on the Portland Trail Blazers bench from 2005-10 ... in 2013, was named an assistant coach for the 2013-16 USA Basketball Men's National Team ... served on the coaching staff of Team USA Men's National Team that captured gold at the 2016 Olympic Games in Rio and the 2014 FIBA World Cup in Spain ... the 24th overall pick in the 1994 NBA Draft, averaged 6.3 points, 2.8 rebounds, 1.2 assists and 16.7 minutes in 456 games with New York, San Antonio, Denver, Orlando and Philadelphia ... was an honorable mention All-American at Notre Dame after averaging 22.4 points and 8.4 rebounds during his senior season ... earned his degree from Notre Dame's College of Arts and Letters, majoring in communications and theatre ... went to South Africa as part of the NBA's Basketball Without Borders program in September of 2011 and August 2013 ... active in the Fellowship of Christian Athletes and many other charities, he was involved with fellow NBA guard Charlie Ward in distributing shoes and athletic equipment to impoverished communities in South Africa.



# GEORGE FELTON

## DIRECTOR OF COLLEGE PLAYER PERSONNEL

Joined the Spurs in the summer of 2006 ... was the head coach at South Carolina for five seasons (from 1986-91) ... during the 1988-89 campaign led the Gamecocks to a 19-11 record as South Carolina earned its first trip to the NCAA Tournament in 15 years ... has worked as an assistant at North Carolina A&T, East Carolina, Georgia Tech, St. John's, Oregon State and Kentucky (served as associate head coach for Bobby Cremins at Georgia Tech and for Tubby Smith at Kentucky) ... was on the sidelines when the Wildcats won the 1998 NCAA Championship in the Alamodome ... prior to joining the Spurs spent six seasons as a scout for the Indiana Pacers ... he and wife, Brenda Craven, live in South Carolina and have three sons: Larry, Jeremy and Bobby.



# BRANDON JAMES

## ASSISTANT GENERAL COUNSEL/ DIRECTOR OF BASKETBALL ADMINISTRATION

In his fifth season in the Spurs front office as in-house counsel for basketball operations ... responsible for CBA, salary cap, legal and administrative matters... also advises Spurs Sports & Entertainment franchises including Stars, SAFC and the Austin Spurs ... before joining the Silver and Black spent four years with IMG Sports, Entertainment and Media serving several positions in Talent Marketing and ultimately the Coaches Division representing professional and collegiate coaches ... prior to joining IMG spent time as a judicial clerk and legal assistant in Georgia ... earned his JD and MBA simultaneously from the University of Georgia ... also serves as an adjunct professor at Trinity University.



# ANDY BIRDSONG

## DIRECTOR OF PRO PLAYER PERSONNEL/ AUSTIN SPURS GENERAL MANAGER

Is in his second stint in the Spurs front office ... spent the 2011-12 season with the Silver and Black as a basketball operations intern ... leads the pro personnel scouting efforts while assisting with strategic roster planning & day-to-day basketball operations as well as serving as general manager of the Austin Spurs ... prior to returning the Spurs in 2015 spent the three seasons with the Atlanta Hawks in the basketball operations department ... served as a graduate assistant coach at Florida State University from 2009-11 under Leonard Hamilton ... earned his master's degree in sports administration and management from FSU in 2011 ... was the head coach and director of the Minneapolis Redhawks AAU team from 2007-09, an AAU program he created ... earned a bachelor's degree in business administration from Bethel University in St. Paul, Minn. ... originally from Wayzata, Minn.







## PHIL COLES

### DIRECTOR OF MEDICAL SYSTEMS

In his third season with the Spurs as director of medical services ... joined the Silver and Black after two seasons (2012-14) as the head of physiotherapy with the Newcastle Knights, a professional rugby league team in Australia ... worked from 2010-12 with the Liverpool Football Club as their head of physical therapies department ... served as the head physiotherapist for the Australian National Soccer Team from 2007-10 ... got his start with the Terrigal Sharks Rugby Club as their physiotherapist in 1997 ... played for the Dublin City Exiles and helped the team to two consecutive Irish Rugby League championships in 2003 and

2004 ... earned his master's degree in sports physiotherapy from the University of Sydney in 2006 ... received a bachelor's degree in applied science and physiotherapy from the University of Sydney in 1996.



## XAVI SCHELLING

### DIRECTOR OF SPORTS SCIENCE AND ATHLETIC PERFORMANCE

Enters his third season with the Spurs ... prior to joining the Silver and Black served as the director of athletic performance from 2006-14 for Bàsquet Manresa, a Spanish team in the 1st Division of the ACB Spanish League that Spurs great George Gervin once played for ... worked as the strength and conditioning coach for the Spanish National Basketball Team at the 2014 U20 European championship ... earned his Ph.D. in physical education and sports sciences from the University of Lleida in 2013 ... received a master's degree in sports sciences in 2006 from the University of Barcelona, as well as a master's degree in advanced

research studies in 2008 from the University of Lleida ... also received a master's in integrative physiology in 2014 ... earned his bachelor's degree in sports sciences from the University of Lleida in 2004.



## MARILYN ADAMS

### DIRECTOR OF REHABILITATION

Currently in her third season as the Spurs director of rehabilitation ... prior to joining the Silver and Black worked as the team physiotherapist for Triathlon Canada and with the Canada Snowboard Team on the FIS Snowboard World Cup Tour from 2009-14 ... worked for Canada Snowboard at the 2014 Olympic Winter Games in Sochi, where she was also part of the Canadian Olympic Committee ... serves as a physiotherapy consultant for the Triathlon Canada National Team, Canada Snowboard, and Canadian Freestyle Ski Team ... has lengthy experience in working multiple summer and winter Olympic Games as a member of the

Canadian Olympic Committee... got her start with the Calgary Irish Athletic Rugby Club as the team's therapist in 1993 ... has worked privately with a countless number of various elite athletes in a wide range of sports ... earned a bachelor's degree in physical therapy from the University of Alberta in 1991...then fellowship in orthopaedic manual therapy ... recently completed her Doctorate in Physical Therapy



## WILL SEVENING

### HEAD ATHLETIC TRAINER

In his 19th season as the Spurs head athletic trainer ... received his bachelor's degree in biology from the University of Wisconsin-LaCrosse in 1990 ... obtained a master's in sports medicine from the United States Sports Academy in 1992 ... served as the assistant athletic trainer/strength coach with the Indiana Pacers from 1994-98 ... a certified member of the National Athletic Trainers Association ... one of two trainers for U.S.A. Basketball at the 2003 FIBA Olympic Qualifying Tournament ... in his fourth term as president of the NBATA Foundation Board

... he and wife Terri have four children, Allison, Benjamin, Emma and Liam ... enjoys traveling to baseball games and has seen games in approximately 60 minor and major league ballparks.



## PAUL WEST

### ASSISTANT ATHLETIC TRAINER

Currently in his third season with the Spurs as assistant athletic trainer ... originally born in Silver Spring, MD, but raised in Eugene, OR ... earned his bachelor's degree in athletic training from Linfield College in Oregon in 2010 ... also played basketball at Linfield ... was a student athletic training intern with the Seattle Seahawks during the summer of 2010 ... worked at the 2012 US Olympic Track & Field trials in Eugene as a certified athletic trainer ... interned with the Spurs in the athletic training department during the 2012-13 season ... earned his master's degree in kinesiology with an emphasis in rehabilitation sciences in the spring

of 2014 from San Diego State University.



## **ANTHONY FALSONE**

### **COORDINATOR OF ATHLETIC PERFORMANCE**

In his fourth season with the Spurs ... prior to joining the Silver and Black, served as the personal strength and conditioning coach for Houston Rockets center Yao Ming from 2005-11 and was the Head Strength & Conditioning Specialist for the Memorial Hermann Ironman Sports Medicine Institute from 2011-13 ... began his career under the tutelage of renowned strength and conditioning guru Tim Hallmark (long-time personal strength and conditioning coach to Evander Holyfield) ... served two years as the personal strength coach for NBA legend Hakeem Olajuwon before spending 10 years as head strength and conditioning coach for the Houston Rockets ... during his tenure with the Rockets, spent three seasons (1998, 99, 2000) as head strength and conditioning coach for the Houston Comets of the WNBA, earning three championships ... in 2004, worked with the Chinese Men's Olympic basketball team in preparation for the summer Olympiad in Athens, Greece ... again directed training for the Chinese Men's National Team in 2006 in preparation for the FIBA World Championships ... holds a Bachelor of Science degree in kinesiology from Stephen F. Austin State University and earned a Masters degree in Fitness & Human Performance from the University of Houston-Clear Lake, studying under Dr. Eugene Coleman, EdD, (Director of the Human Performance Institute and former strength and conditioning coach of the Houston Astros) ... holds the following certifications: Certified Strength & Conditioning Specialist (CSCS) (National Strength & Conditioning Association), USA-Level 1 (USA Weightlifting), Performance Enhancement Specialist (PES) (National Academy of Sports Medicine – NASM), and Corrective Exercise Specialist (CES) – (National Academy of Sports Medicine – NASM).



## **DAVID R. SCHMIDT, M.D.**

### **SPURS TEAM PHYSICIAN**

In his 24th season with the Spurs ... named the 2004 NBA Team Physician of the Year by the National Basketball Trainers Association ... serves as the team physician for the Spurs as well as the University of Texas at San Antonio and Trinity University athletics ... on the medical staff for the Stars, Rampage, San Antonio Missions and several local high schools ... has a busy private practice where he concentrates on injuries of the knee ... specializes in ACL reconstruction, meniscus surgery, and cartilage restoration ... is a Fellow of the American Academy of Orthopaedic Surgeons, Board Certified by the American Board of Orthopaedic Surgery and holds a Certificate of Added Qualification in Sports Medicine ... serves as president-elect of the NBA Team Physicians Association ... a founding Board Member and past Chairman of the San Antonio Sports Foundation and Valero Alamo Bowl ... served as the medical director for the 1989 AAU Junior Olympics and the 1995 U.S. Senior Sports Classic ... the medical coordinator for the 1993 U.S. Olympic Festival ... served on the medical staffs of the 1995 World University Games and the 1996 Olympic Games ... a clinical assistant professor in the department of orthopedics at the UT Health Science Center, where he was named the 2002 Distinguished Alumnus ... proud parent of daughter, Casey ... his son, Benjamin, a Marine Lance Corporal (LCpl) scout/sniper, was killed in the line of duty while serving in Afghanistan at the age of 24 on October 6, 2011.



## **DR. PAUL SAENZ, D.O.**

### **SPURS TEAM PHYSICIAN**

Now in his 19th season with the Spurs ... In 1988 became the city's first fellowship trained Primary Care Sports Medicine specialist ... founded Sportsmedicine Associates of San Antonio in 1992 ... serves as the team physician for the San Antonio Missions and is a member of the medical staff for the Silver Stars, the Rampage, The University of the Incarnate Word, the University of Texas at San Antonio and Trinity university ... served as a National Team Physician for USA Track and Field, and in 2012 was appointed as a National Team Physician for the Olympic gold medal winning men's USA Basketball team... was a member of the medical staff for the 1996 Olympic Games, served as the chief medical officer for boxing at the 1998 Goodwill Games and was the team physician for the USA Modern Pentathlon Team at the 2004 Olympics ... holds clinical faculty appointments at The University of Texas Health Science Center at San Antonio Medical School, The University of North Texas Health Science Center and with the Christus Santa Rosa Primary Care Sportmedicine Fellowship program ... selected as a St. Mary's University and Central Catholic High School Distinguished Alumnus ... selected as one of the states "Top Docs" by Texas Monthly magazine ... he and wife, Becky, have three sons, Nicholas, Stephen and Jeffrey.



## **DR. RICHARD STEFFEN**

### **SPURS TEAM PHYSICIAN**

Entering his sixth season with the Spurs ... has also served as head team doctor for the Stars and Rampage since since 2006, and became a team doctor for the UTSA Roadrunners in 2011 ... he is Board Certified in Orthopaedic Surgery, is a member of the American Academy of Orthopaedic Surgeons and has completed his fellowship in Sports Medicine ... received his medical training from The University of Miami School of Medicine in Miami, FL and performed his residency at Wilford Hall Medical Center at Lackland Air Force Base, TX.





# **2016-17 TEAM STATS AND NOTES**



# SPURS 2016-17 OVERALL STATS



## SAN ANTONIO SPURS SEASON STATS

Through April 12 (61-21)

SAN ANTONIO SPURS

2016-2017 REGULAR SEASON STATISTICS

| PLAYER       | G  | GS | MIN   | -FIELD GOALS- |      |      | -3-POINT FG-- |      |      | -FREE THROWS- |      |       | --REBOUNDS-- |      |      |      | PF   | DQ | STL | TO   | BLK | PTS  | AVG   |
|--------------|----|----|-------|---------------|------|------|---------------|------|------|---------------|------|-------|--------------|------|------|------|------|----|-----|------|-----|------|-------|
|              |    |    |       | FG            | FGA  | PCT  | FG            | FGA  | PCT  | FT            | FTA  | PCT   | OFF          | DEF  | TOT  | AST  |      |    |     |      |     |      |       |
| Leonard      | 74 | 74 | 2475  | 636           | 1312 | .485 | 147           | 387  | .380 | 469           | 533  | .880  | 80           | 350  | 430  | 260  | 122  | 0  | 133 | 154  | 55  | 1888 | 25.5  |
| Aldridge     | 72 | 72 | 2335  | 500           | 1049 | .477 | 23            | 56   | .411 | 220           | 271  | .812  | 172          | 351  | 523  | 139  | 158  | 0  | 46  | 98   | 88  | 1243 | 17.3  |
| Gasol        | 64 | 39 | 1627  | 303           | 604  | .502 | 56            | 104  | .538 | 130           | 184  | .707  | 107          | 394  | 501  | 150  | 110  | 0  | 24  | 81   | 70  | 792  | 12.4  |
| Parker       | 63 | 63 | 1587  | 265           | 569  | .466 | 23            | 69   | .333 | 85            | 117  | .726  | 9            | 104  | 113  | 285  | 92   | 0  | 34  | 89   | 2   | 638  | 10.1  |
| Mills        | 80 | 8  | 1754  | 273           | 621  | .440 | 147           | 355  | .414 | 66            | 80   | .825  | 24           | 117  | 141  | 279  | 109  | 0  | 65  | 101  | 3   | 759  | 9.5   |
| Ginobili     | 69 | 0  | 1291  | 171           | 439  | .390 | 89            | 227  | .392 | 86            | 107  | .804  | 28           | 129  | 157  | 183  | 119  | 0  | 82  | 96   | 16  | 517  | 7.5   |
| Green        | 68 | 68 | 1807  | 176           | 449  | .392 | 118           | 311  | .379 | 27            | 32   | .844  | 31           | 193  | 224  | 124  | 120  | 0  | 70  | 76   | 57  | 497  | 7.3   |
| Lee          | 79 | 10 | 1477  | 248           | 420  | .590 | 0             | 0    | ---  | 80            | 113  | .708  | 149          | 292  | 441  | 123  | 125  | 0  | 31  | 82   | 40  | 576  | 7.3   |
| Simmons      | 78 | 8  | 1392  | 177           | 421  | .420 | 30            | 102  | .294 | 99            | 132  | .750  | 20           | 140  | 160  | 126  | 146  | 1  | 47  | 76   | 25  | 483  | 6.2   |
| Dedmon       | 76 | 37 | 1330  | 161           | 259  | .622 | 0             | 0    | ---  | 65            | 93   | .699  | 129          | 367  | 496  | 44   | 180  | 1  | 37  | 61   | 61  | 387  | 5.1   |
| Bertans      | 67 | 6  | 808   | 103           | 234  | .440 | 69            | 173  | .399 | 28            | 34   | .824  | 22           | 76   | 98   | 46   | 75   | 0  | 20  | 32   | 28  | 303  | 4.5   |
| Murray       | 38 | 8  | 322   | 50            | 116  | .431 | 9             | 23   | .391 | 21            | 30   | .700  | 6            | 36   | 42   | 48   | 29   | 0  | 8   | 38   | 6   | 130  | 3.4   |
| Anderson     | 72 | 14 | 1020  | 93            | 209  | .445 | 15            | 40   | .375 | 45            | 57   | .789  | 33           | 175  | 208  | 92   | 63   | 0  | 51  | 39   | 26  | 246  | 3.4   |
| Laprovittola | 18 | 3  | 174   | 20            | 47   | .426 | 10            | 27   | .370 | 9             | 9    | 1.000 | 1            | 9    | 10   | 28   | 19   | 0  | 4   | 19   | 1   | 59   | 3.3   |
| Forbes       | 36 | 0  | 285   | 36            | 99   | .364 | 17            | 53   | .321 | 5             | 6    | .833  | 2            | 21   | 23   | 24   | 20   | 0  | 1   | 11   | 0   | 94   | 2.6   |
| Anthony      | 19 | 0  | 122   | 10            | 16   | .625 | 0             | 0    | ---  | 5             | 8    | .625  | 8            | 23   | 31   | 3    | 11   | 0  | 2   | 4    | 6   | 25   | 1.3   |
| SPURS        | 82 | -  | 19805 | 3222          | 6864 | .469 | 753           | 1927 | .391 | 1440          | 1806 | .797  | 821          | 2777 | 3598 | 1954 | 1498 | 2  | 655 | 1101 | 484 | 8637 | 105.3 |
| OPPONENTS    | 82 | -  | 19805 | 3032          | 6840 | .443 | 668           | 1943 | .344 | 1315          | 1705 | .771  | 800          | 2600 | 3400 | 1757 | 1623 | 3  | 614 | 1184 | 333 | 8047 | 98.1  |

| PLAYER       | -- SINGLE-GAME HIGHS -- |     |     |    |    |    |     | ----- AVERAGE PER GAME ----- |      |      |      |      |      |       | -CAREER HIGHS (C=SET, T=TIED THIS SEASON)- |     |     |     |     |     |     |
|--------------|-------------------------|-----|-----|----|----|----|-----|------------------------------|------|------|------|------|------|-------|--|-----|-----|-----|-----|-----|-----|
|              | MIN                     | REB | AST | ST | TO | BL | PTS | MIN                          | REB  | AST  | STL  | TO   | BLK  | PTS   | FG   | FGA | FT  | FTA | REB | AST | PTS |
| Leonard      | 46                      | 12  | 7   | 6  | 7  | 3  | 41  | 33.4                         | 5.8  | 3.5  | 1.80 | 2.1  | 0.74 | 25.5  | 15C  | 30C | 15C | 15T | 16  | 7T  | 41C |
| Aldridge     | 44                      | 14  | 6   | 3  | 5  | 5  | 33  | 32.4                         | 7.3  | 1.9  | 0.64 | 1.4  | 1.22 | 17.3  | 17   | 31  | 16  | 19  | 25  | 8   | 44  |
| Gasol        | 38                      | 14  | 6   | 3  | 5  | 4  | 24  | 25.4                         | 7.8  | 2.3  | 0.38 | 1.3  | 1.09 | 12.4  | 17   | 30  | 15  | 20  | 22  | 14  | 46  |
| Parker       | 33                      | 6   | 12  | 3  | 4  | 1  | 22  | 25.2                         | 1.8  | 4.5  | 0.54 | 1.4  | 0.03 | 10.1  | 22   | 36  | 14  | 17  | 12  | 17  | 55  |
| Mills        | 37                      | 8   | 10  | 4  | 4  | 1  | 23  | 21.9                         | 1.8  | 3.5  | 0.81 | 1.3  | 0.04 | 9.5   | 14   | 26  | 8   | 9   | 10  | 12  | 34  |
| Ginobili     | 28                      | 7   | 8   | 4  | 5  | 3  | 19  | 18.7                         | 2.3  | 2.7  | 1.19 | 1.4  | 0.23 | 7.5   | 16   | 27  | 18  | 19  | 15  | 15  | 48  |
| Green        | 38                      | 8   | 6   | 4  | 4  | 4  | 18  | 26.6                         | 3.3  | 1.8  | 1.03 | 1.1  | 0.84 | 7.3   | 12   | 21  | 9   | 10  | 12  | 7   | 33  |
| Lee          | 36                      | 16  | 6   | 2  | 4  | 2  | 18  | 18.7                         | 5.6  | 1.6  | 0.39 | 1.0  | 0.51 | 7.3   | 16   | 29  | 12  | 14  | 22  | 11  | 37  |
| Simmons      | 38                      | 6   | 5   | 3  | 4  | 2  | 20  | 17.9                         | 2.1  | 1.6  | 0.60 | 1.0  | 0.32 | 6.2   | 8C   | 19C | 7C  | 9   | 7   | 5C  | 20C |
| Dedmon       | 32                      | 17  | 3   | 3  | 4  | 4  | 17  | 17.5                         | 6.5  | 0.6  | 0.49 | 0.8  | 0.80 | 5.1   | 9  | 14  | 8   | 8   | 17C | 3C  | 18  |
| Bertans      | 39                      | 6   | 4   | 2  | 2  | 2  | 21  | 12.1                         | 1.5  | 0.7  | 0.30 | 0.5  | 0.42 | 4.5   | 7C   | 14C | 7C  | 8C  | 6C  | 4C  | 21C |
| Murray       | 34                      | 6   | 6   | 1  | 4  | 2  | 24  | 8.5                          | 1.1  | 1.3  | 0.21 | 1.0  | 0.16 | 3.4   | 7C   | 11C | 7C  | 7C  | 6C  | 6C  | 24C |
| Anderson     | 38                      | 10  | 6   | 5  | 3  | 2  | 14  | 14.2                         | 2.9  | 1.3  | 0.71 | 0.5  | 0.36 | 3.4   | 7  | 14  | 6C  | 6C  | 11  | 7   | 15  |
| Laprovittola | 22                      | 4   | 5   | 2  | 3  | 1  | 11  | 9.7                          | 0.6  | 1.6  | 0.22 | 1.1  | 0.06 | 3.3   | 4C   | 6C  | 3C  | 3C  | 4C  | 5C  | 11C |
| Forbes       | 29                      | 3   | 6   | 1  | 3  | 0  | 27  | 7.9                          | 0.6  | 0.7  | 0.03 | 0.3  | 0.00 | 2.6   | 10C  | 19C | 3C  | 3C  | 3C  | 6C  | 27C |
| Anthony      | 30                      | 9   | 1   | 1  | 1  | 2  | 7   | 6.4                          | 1.6  | 0.2  | 0.11 | 0.2  | 0.32 | 1.3   | 6  | 9   | 7   | 8   | 16  | 3   | 13  |
| SPURS        | 265                     | 59  | 38  | 14 | 23 | 15 | 134 | 241.5                        | 43.9 | 23.8 | 7.99 | 13.4 | 5.90 | 105.3 | 68   | 127 | 45  | 57  | 75  | 50  | 171 |
| OPPONENTS    | 265                     | 55  | 32  | 14 | 23 | 11 | 119 | 241.5                        | 41.5 | 21.4 | 7.49 | 14.4 | 4.06 | 98.1  | 68   | 130 | 46  | 58  | 77  | 51  | 166 |



# SPURS 2016-17 MISC. STATS

## SAN ANTONIO SPURS MISCELLANEOUS STATS

INCLUDES GAMES OF WEDNESDAY, APRIL 12, 2017  
SAN ANTONIO SPURS / MISCELLANEOUS STATISTICS

|           | RECORD | HOME  | ROAD  | OT   |   |
|-----------|--------|-------|-------|------|---|
| OVERALL   | 61-21  | 31-10 | 30-11 | 4- 1 | Head Coach: Gregg Popovich                    |
| Atlantic  | 9- 1   | 5- 0  | 4- 1  |      | Overall: 21 Years 1150 Won 506 Lost .694 Pct. |
| Central   | 8- 2   | 4- 1  | 4- 1  | 1- 0 | W/Club : 21 Years 1150 Won 506 Lost .694 Pct. |
| Southeast | 8- 2   | 4- 1  | 4- 1  | 0- 1 |   |
| EASTERN   | 25- 5  | 13- 2 | 12- 3 | 1- 1 |   |
| Southwest | 11- 5  | 6- 2  | 5- 3  | 2- 0 |   |
| Northwest | 13- 5  | 7- 2  | 6- 3  | 1- 0 |   |
| Pacific   | 12- 6  | 5- 4  | 7- 2  |      |   |
| WESTERN   | 36-16  | 18- 8 | 18- 8 | 3- 0 |   |

### TEAM WINNING & LOSING STREAKS:

| OVERALL                      | HOME                   | ROAD                    |
|------------------------------|------------------------|-------------------------|
| Loss- 3                      | Loss- 2                | Loss- 2                 |
| Long:Win - 9                 | Win - 9                | Win - 13                |
| Loss- 3                      | Loss- 3                | Loss- 2                 |
| Last:Win -04/07 @ DAL 102-89 | Win -04/04 vsMEM 95-89 | Win -04/07 @ DAL 102-89 |
| Loss-04/12 @ UTA 97-101      | Loss-04/08 vsLAC 87-98 | Loss-04/12 @ UTA 97-101 |

|      | WON | LOST | OFFENSE    | VsOPP               | HOME ATTENDANCE |
|------|-----|------|------------|---------------------|-----------------|
| Oct. | 4   | 0    |            |                     |                 |
| Nov. | 11  | 4    | 100+ 52- 7 | If Opp W/L to date: | 41 Games        |
| Dec. | 12  | 2    | 100< 9-14  | .500+ 27-13         | 755,347 Total   |
| Jan. | 10  | 5    | Defense    | .500- 33- 8         | 18,423 Average  |
| Feb. | 8   | 2    | 100+ 23-15 |                     | 18,615 High     |
| Mar. | 13  | 4    | 100< 38- 6 |                     | 1 Sellouts      |
| Apr. | 3   | 4    |            |                     |                 |

After 82 games last season: W 67 L 15

| MARGINS  | 1  | 2  | 3  | 4  | 5  | 6  | 7  | 8  | 9  | 10 | 11 | 12 | 13 | 14 | 15 | 16 | 17 | 18 | 19 | 20 | 21 | 22 | 23  |
|----------|----|----|----|----|----|----|----|----|----|----|----|----|----|----|----|----|----|----|----|----|----|----|-----|
| Won By:  | 2  | 4  | 2  | 2  | 4  | 4  | 6  | 6  | 1  | 2  | 1  | 1  | 2  | 4  | 1  | 3  | 1  |    | 2  | 1  | 2  | 1  |     |
| Lost By: | 1  | 3  | 1  | 5  | 1  |    | 1  | 1  |    | 1  | 1  | 2  |    |    | 2  | 1  |    |    |    |    |    |    |     |
|          | 24 | 25 | 26 | 27 | 28 | 29 | 30 | 31 | 32 | 33 | 34 | 35 | 36 | 37 | 38 | 39 | 40 | 41 | 42 | 43 | 44 | 45 | 46+ |
| Won By:  | 1  |    | 1  |    | 3  | 3  |    |    |    |    |    |    |    |    |    |    | 1  |    |    |    |    |    |     |
| Lost By: | 1  |    |    |    |    |    |    |    |    |    |    |    |    |    |    |    |    |    |    |    |    |    |     |

| At Start Of: | OVERALL | HOME  | ROAD  | FG%    | OVERALL | HOME  | ROAD  |
|--------------|---------|-------|-------|--------|---------|-------|-------|
| 2nd- Ahead:  | 41- 7   | 21- 5 | 20- 2 | -44%   | 15-14   | 8- 7  | 7- 7  |
| -Behind:     | 17-12   | 8- 4  | 9- 8  | 45-49% | 21- 6   | 10- 3 | 11- 3 |
| - Tied:      | 3- 2    | 2- 1  | 1- 1  | 50-54% | 18- 1   | 8- 0  | 10- 1 |
| 3rd- Ahead:  | 37- 8   | 18- 4 | 19- 4 | 55-59% | 6- 0    | 4- 0  | 2- 0  |
| -Behind:     | 22-12   | 13- 6 | 9- 6  | +60%   | 1- 0    | 1- 0  | 0- 0  |
| - Tied:      | 2- 1    | 0- 0  | 2- 1  |        |         |       |       |
| 4th- Ahead:  | 49- 5   | 26- 2 | 23- 3 |        |         |       |       |
| -Behind:     | 9-16    | 4- 8  | 5- 8  |        |         |       |       |
| - Tied:      | 3- 0    | 1- 0  | 2- 0  |        |         |       |       |

# SPURS 2016-17 SEASON HIGHS



| PLAYER               | MINUTES                        | FIELD GOALS                  | FREE THROWS                 | ----- REBOUNDS -----         |                               | TOTAL                         | ASSISTS                       | STEALS                       | TURNOVERS                    | BLOCKED SHOTS                | POINTS                        |
|----------------------|--------------------------------|------------------------------|-----------------------------|------------------------------|-------------------------------|-------------------------------|-------------------------------|------------------------------|------------------------------|------------------------------|-------------------------------|
|                      |                                |                              |                             | OFFENSIVE                    | DEFENSIVE                     |                               |                               |                              |                              |                              |                               |
| LAMARCUS ALDRIDGE    | 44<br>MAR. 4<br>vs Minn.       | 15<br>DEC. 25<br>vs Chi.     | 10<br>DEC. 18<br>vs N.O.    | 8<br>OCT. 25<br>at G.S.      | 11<br>NOV. 11<br>vs Det.      | 14 (4)<br>MAR. 3<br>at N.O.   | 6 (4)<br>JAN. 21<br>at Clev.  | 3 (3)<br>APR. 12<br>at Utah  | 5 (2)<br>FEB. 10<br>at Det.  | 5<br>MAR. 29<br>vs G.S.      | 33<br>DEC. 25<br>vs Chi.      |
| KYLE ANDERSON        | 38C<br>APR. 7<br>at Dall.      | 6<br>JAN. 23<br>at Brk.      | 6C<br>DEC. 6<br>at Minn.    | 3C<br>NOV. 11<br>vs Det.     | 8 (2)<br>APR. 7<br>at Dall.   | 10<br>APR. 7<br>at Dall.      | 6<br>MAR. 11<br>vs G.S.       | 5T<br>DEC. 22<br>at LA-C     | 3<br>FEB. 2<br>vs Phil.      | 2T(3)<br>APR. 7<br>at Dall.  | 14<br>JAN. 23<br>at Brk.      |
| JOEL ANTHONY         | 30<br>APR. 7<br>at Dall.       | 2 (3)<br>APR. 7<br>at Dall.  | 3<br>APR. 7<br>at Dall.     | 2<br>FEB. 2<br>vs Phil.      | 8<br>APR. 7<br>at Dall.       | 9<br>APR. 7<br>at Dall.       | 1 (3)<br>APR. 7<br>at Dall.   | 1 (2)<br>MAR. 11<br>vs G.S.  | 1 (4)<br>APR. 7<br>at Dall.  | 2<br>APR. 7<br>at Dall.      | 7<br>APR. 7<br>at Dall.       |
| DAVIS BERTANS        | 39C<br>APR. 7<br>at Dall.      | 7C<br>APR. 7<br>at Dall.     | 7C<br>JAN. 7<br>vs Cha.     | 3C(2)<br>APR. 7<br>at Dall.  | 6C<br>DEC. 10<br>vs Brk.      | 6C(2)<br>FEB. 2<br>vs Phil.   | 4C<br>DEC. 14<br>vs Bos.      | 2C(3)<br>APR. 7<br>at Dall.  | 2C(7)<br>APR. 5<br>vs LA-L   | 2C(6)<br>APR. 10<br>at Port. | 21C<br>JAN. 7<br>vs Cha.      |
| DEWAYNE DEDMON       | 32C<br>FEB. 10<br>at Det.      | 8<br>FEB. 10<br>at Det.      | 5<br>OCT. 30<br>at Miami    | 6<br>MAR. 25<br>vs N.Y.      | 12C<br>FEB. 10<br>at Det.     | 17C<br>FEB. 10<br>at Det.     | 3C(3)<br>FEB. 26<br>at LA-L   | 3T<br>JAN. 31<br>vs OKC.     | 4C<br>MAR. 13<br>vs Atl.     | 4 (2)<br>FEB. 24<br>at LA-C  | 17<br>FEB. 10<br>at Det.      |
| BRYN FORBES          | 29C<br>APR. 7<br>at Dall.      | 10C<br>APR. 7<br>at Dall.    | 3C<br>APR. 7<br>at Dall.    | 1C(2)<br>MAR. 29<br>vs G.S.  | 3C<br>APR. 7<br>at Dall.      | 3C<br>APR. 7<br>at Dall.      | 6C<br>APR. 7<br>at Dall.      | 1C<br>OCT. 29<br>vs N.O.     | 3C<br>APR. 5<br>vs LA-L      | 0C                           | 27C<br>APR. 7<br>at Dall.     |
| PAU GASOL            | 38<br>JAN. 1<br>at Atl.        | 10 (2)<br>NOV. 16<br>at Sac. | 8 (2)<br>MAR. 1<br>vs Ind.  | 5 (4)<br>MAR. 25<br>vs N.Y.  | 12 (2)<br>APR. 10<br>at Port. | 14<br>DEC. 18<br>vs N.O.      | 6 (4)<br>JAN. 12<br>vs LA-L   | 3<br>NOV. 23<br>at Cha.      | 5<br>MAR. 11<br>vs G.S.      | 4 (2)<br>MAR. 13<br>vs Atl.  | 24<br>NOV. 16<br>at Sac.      |
| MANU GINOBILI        | 28<br>OCT. 30<br>at Miami      | 7<br>MAR. 8<br>vs Sac.       | 8<br>JAN. 14<br>at Phoe.    | 4<br>NOV. 29<br>vs Orl.      | 6<br>DEC. 30<br>vs Port.      | 7<br>DEC. 30<br>vs Port.      | 8<br>MAR. 31<br>at OKC.       | 4<br>DEC. 5<br>at Milw.      | 5<br>OCT. 30<br>at Miami     | 3<br>DEC. 28<br>vs Phoe.     | 19<br>MAR. 8<br>vs Sac.       |
| DANNY GREEN          | 38<br>MAR. 4<br>vs Minn.       | 6 (2)<br>DEC. 30<br>vs Port. | 5<br>NOV. 21<br>vs Dall.    | 4 (2)<br>MAR. 29<br>vs G.S.  | 7 (2)<br>MAR. 3<br>at N.O.    | 8<br>FEB. 6<br>at Mem.        | 6<br>NOV. 18<br>at LA-L       | 4 (3)<br>JAN. 17<br>vs Minn. | 4<br>MAR. 9<br>at OKC.       | 4 (2)<br>MAR. 27<br>vs Clev. | 18<br>DEC. 30<br>vs Port.     |
| NICOLAS LAPROVITTOLA | 22C(2)<br>NOV. 5<br>vs LA-C    | 4C(2)<br>DEC. 6<br>at Minn.  | 3C<br>OCT. 29<br>vs N.O.    | 1C<br>NOV. 5<br>vs LA-C      | 4C<br>OCT. 29<br>vs N.O.      | 4C<br>OCT. 29<br>vs N.O.      | 5C(2)<br>DEC. 5<br>at Milw.   | 2C<br>DEC. 2<br>vs Wash.     | 3C(2)<br>DEC. 6<br>at Minn.  | 1C<br>DEC. 10<br>vs Brk.     | 11C<br>NOV. 5<br>vs LA-C      |
| DAVID LEE            | 36<br>JAN. 21<br>at Clev.      | 8 (2)<br>MAR. 8<br>vs Sac.   | 4 (4)<br>APR. 7<br>at Dall. | 7<br>NOV. 25<br>at Bos.      | 11<br>JAN. 19<br>vs Den.      | 16<br>JAN. 19<br>vs Den.      | 6<br>APR. 5<br>vs LA-L        | 2 (6)<br>MAR. 31<br>at OKC.  | 4 (2)<br>JAN. 12<br>vs LA-L  | 2 (7)<br>APR. 10<br>at Port. | 18 (2)<br>MAR. 8<br>vs Sac.   |
| KAWHI LEONARD        | 46C<br>JAN. 21<br>at Clev.     | 15C<br>JAN. 21<br>at Clev.   | 15C<br>OCT. 25<br>at G.S.   | 4 (4)<br>FEB. 2<br>vs Phil.  | 12T<br>APR. 4<br>vs Mem.      | 12 (3)<br>APR. 4<br>vs Mem.   | 7T(2)<br>APR. 2<br>vs Utah    | 6<br>MAR. 4<br>vs Minn.      | 7C<br>DEC. 20<br>at Hou.     | 3 (2)<br>JAN. 10<br>vs Milw. | 41C<br>JAN. 21<br>at Clev.    |
| PATTY MILLS          | 37 (2)<br>MAR. 15<br>vs Port.  | 9<br>NOV. 30<br>at Dall.     | 5<br>NOV. 25<br>at Bos.     | 2 (2)<br>JAN. 21<br>at Clev. | 7<br>JAN. 29<br>vs Dall.      | 8<br>JAN. 29<br>vs Dall.      | 10 (2)<br>MAR. 8<br>vs Sac.   | 4<br>OCT. 25<br>at G.S.      | 4 (3)<br>MAR. 25<br>vs N.Y.  | 1 (3)<br>MAR. 23<br>vs Mem.  | 23 (2)<br>DEC. 23<br>at Port. |
| DEJOUNTE MURRAY      | 34C<br>JAN. 19<br>vs Den.      | 7C(2)<br>JAN. 21<br>at Clev. | 7C<br>JAN. 19<br>vs Den.    | 1C(6)<br>MAR. 9<br>at OKC.   | 5C(2)<br>MAR. 9<br>at OKC.    | 6C(2)<br>MAR. 9<br>at OKC.    | 6C<br>MAR. 1<br>vs Ind.       | 1C(8)<br>MAR. 8<br>vs Sac.   | 4C(2)<br>JAN. 3<br>vs Tor.   | 2C<br>JAN. 3<br>vs Tor.      | 24C<br>JAN. 19<br>vs Den.     |
| TONY PARKER          | 33 (2)<br>JAN. 10<br>vs Milw.  | 10 (3)<br>JAN. 5<br>at Den.  | 7<br>APR. 2<br>vs Utah      | 2<br>DEC. 18<br>vs N.O.      | 6<br>JAN. 31<br>vs OKC.       | 6<br>JAN. 31<br>vs OKC.       | 12<br>FEB. 10<br>at Det.      | 3<br>FEB. 4<br>vs Den.       | 4 (3)<br>APR. 2<br>vs Utah   | 1 (2)<br>JAN. 27<br>at N.O.  | 22<br>JAN. 1<br>at Atl.       |
| JONATHON SIMMONS     | 38C<br>APR. 7<br>at Dall.      | 8C<br>OCT. 25<br>at G.S.     | 7C<br>DEC. 30<br>vs Port.   | 2T(2)<br>JAN. 31<br>vs OKC.  | 5 (2)<br>APR. 7<br>at Dall.   | 6<br>JAN. 31<br>vs OKC.       | 5C<br>JAN. 7<br>vs Cha.       | 3C(4)<br>MAR. 9<br>at OKC.   | 4 (2)<br>JAN. 14<br>at Phoe. | 2C(2)<br>DEC. 30<br>vs Port. | 20C<br>OCT. 25<br>at G.S.     |
| SPURS High Games     | 265 (5)<br>APR. 4<br>vs Mem.   | 51<br>JAN. 5<br>at Den.      | 28<br>JAN. 17<br>vs Minn.   | 21 (2)<br>FEB. 12<br>at N.Y. | 45<br>FEB. 2<br>vs Phil.      | 59<br>FEB. 2<br>vs Phil.      | 38<br>DEC. 10<br>vs Brk.      | 14<br>NOV. 9<br>vs Hou.      | 23<br>MAR. 13<br>vs Atl.     | 15<br>JAN. 3<br>vs Tor.      | 134<br>JAN. 12<br>vs LA-L     |
| SPURS Low Games      | 240 (77)<br>APR. 12<br>at Utah | 28<br>NOV. 29<br>vs Orl.     | 4 (2)<br>APR. 5<br>vs LA-L  | 2<br>NOV. 12<br>at Hou.      | 24<br>MAR. 21<br>at Minn.     | 33 (2)<br>MAR. 21<br>at Minn. | 11<br>FEB. 6<br>at Mem.       | 2 (3)<br>MAR. 18<br>at Mem.  | 6<br>MAR. 23<br>vs Mem.      | 1 (3)<br>FEB. 12<br>at N.Y.  | 74<br>FEB. 6<br>at Mem.       |
| OPPONENTS High Games | 265 (5)<br>APR. 4<br>vs Mem.   | 48<br>JAN. 27<br>at N.O.     | 36<br>JAN. 17<br>vs Minn.   | 20 (2)<br>MAR. 11<br>vs G.S. | 40 (3)<br>MAR. 3<br>at N.O.   | 55<br>MAR. 4<br>vs Minn.      | 32 (2)<br>JAN. 10<br>vs Milw. | 14<br>NOV. 14<br>vs Miami    | 23<br>MAR. 21<br>at Minn.    | 11<br>FEB. 6<br>at Mem.      | 119<br>JAN. 27<br>at N.O.     |
| OPPONENTS Low Games  | 240 (77)<br>APR. 12<br>at Utah | 28<br>OCT. 27<br>at Sac.     | 5 (2)<br>APR. 7<br>at Dall. | 2 (2)<br>DEC. 30<br>vs Port. | 20<br>JAN. 12<br>vs LA-L      | 25<br>DEC. 30<br>vs Port.     | 8<br>JAN. 3<br>vs Tor.        | 1<br>APR. 7<br>at Dall.      | 7 (2)<br>FEB. 8<br>at Phil.  | 0 (2)<br>JAN. 14<br>at Phoe. | 74<br>MAR. 27<br>vs Clev.     |

"C" indicates a new career-high, "T" a tied career-high.

Numbers in parentheses indicate the number of games in which a player or team has reached a given total (if more than one).



# SPURS 2016-17 TRANSACTIONS

| SPURS 2016-17 TRANSACTIONS |  |
|----------------------------|--|
| DATE                       | TRANSACTION  |
| June 23                    | Drafted Dejounte Murray  |
| July 14                    | Re-signed Manu Ginobili and signed Pau Gasol, Dejounte Murray, Davis Bertans, Dewayne Dedmon, Bryn Forbes and Ryan Arcidiacono |
| July 22                    | Signed Livio Jean-Charles  |
| July 29                    | Signed Patricio Garino   |
| Aug. 2                     | Signed David Lee   |
| Sept. 26                   | Signed Nico Laprovittola, Ryan Richards and Joel Anthony, hired Will Hardy as assistant coach                                  |
| Sept. 29                   | Waived Ryan Richards   |
| Oct. 22                    | Waived Joel Anthony, Ryan Arcidiacono, Patricio Garino and Livio Jean-Charles  |
| Nov. 2                     | Assigned Dejounte Murray to Austin Spurs   |
| Nov. 3                     | Recalled Dejounte Murray from Austin Spurs   |
| Nov. 6                     | Assigned Bryn Forbes, Danny Green and DeJounte Murray to Austin Spurs  |
| Nov. 7                     | Recalled Bryn Forbes, Danny Green and DeJounte Murray from Austin Spurs  |
| Nov. 13                    | Assigned Davis Bertans, Bryn Forbes and DeJounte Murray to Austin Spurs  |
| Nov. 14                    | Recalled Davis Bertans, Bryn Forbes and DeJounte Murray from Austin Spurs  |
| Nov. 15                    | Assigned Dejounte Murray to Austin Spurs, recalled DeJounte Murray from Austin Spurs   |
| Nov. 19                    | Assigned Bryn Forbes and DeJounte Murray to Austin Spurs   |
| Nov. 20                    | Recalled Bryn Forbes and DeJounte Murray from Austin Spurs   |
| Nov. 27                    | Assigned Bryn Forbes, Nico Laprovittola and DeJounte Murray to Austin Spurs  |
| Nov. 29                    | Recalled Bryn Forbes, Nico Laprovittola and DeJounte Murray from Austin Spurs  |
| Dec. 3                     | Assigned Davis Bertans and DeJounte Murray to Austin Spurs   |
| Dec. 4                     | Recalled Davis Bertans from Austin Spurs   |
| Dec. 18                    | Assigned Bryn Forbes to Austin Spurs   |
| Dec. 22                    | Recalled Bryn Forbes and DeJounte Murray from Austin Spurs   |
| Dec. 27                    | Waived Nico Laprovittola   |
| Dec. 27                    | Assigned Bryn Forbes to Austin Spurs   |
| Jan. 2                     | Recalled Bryn Forbes from Austin Spurs   |
| Jan. 3                     | Assigned Bryn Forbes to Austin Spurs   |
| Jan. 6                     | Assigned DeJounte Murray to Austin Spurs   |
| Jan. 7                     | Recalled DeJounte Murray from Austin Spurs   |
| Jan. 8                     | Assigned DeJounte Murray to Austin Spurs   |
| Jan. 9                     | Recalled DeJounte Murray from Austin Spurs   |
| Jan. 14                    | Recalled Bryn Forbes from Austin Spurs   |
| Jan. 23                    | Signed Joel Anthony to 10-day contract   |
| Feb. 2                     | Signed Joel Anthony to second 10-day contract  |
| Feb. 3                     | Assigned Bryn Forbes and DeJounte Murray to Austin Spurs   |
| Feb. 4                     | Recalled Bryn Forbes and DeJounte Murray from Austin Spurs   |
| Feb. 6                     | Assigned Bryn Forbes to Austin Spurs   |
| Feb. 10                    | Recalled Bryn Forbes from Austin Spurs   |
| Feb. 12                    | Signed Joel Anthony to rest-of-season contract   |
| Feb. 22                    | Assigned Bryn Forbes to Austin Spurs   |
| Mar. 5                     | Assigned Davis Bertans and DeJounte Murray to Austin Spurs   |
| Mar. 6                     | Recalled Davis Bertans and DeJounte Murray from Austin Spurs   |
| Mar. 8                     | Recalled Bryn Forbes from Austin Spurs   |
| Mar. 26                    | Assigned Davis Bertans and Bryn Forbes to Austin Spurs   |
| Mar. 27                    | Recalled Davis Bertans and Bryn Forbes from Austin Spurs   |

# SPURS 2016-17 GAME-BY-GAME



| Date   | Opponent      | Team/Opp      | Home | Road | Total | High Scoring              | High Rebounds                       | High Assists                        | Opponent Scoring                        | Atten. |
|--------|---------------|---------------|------|------|-------|---------------------------|-------------------------------------|-------------------------------------|---|--------|
| Oct 25 | @Golden State | W129-100      | 0-0  | 1-0  | 1-0   | Leonard-35                | Aldridge-14                         | Mills-5                             | Durant-27                               | 19,596 |
| Oct 27 | @Sacramento   | W102- 94      | 0-0  | 2-0  | 2-0   | Leonard-30                | Anderson-8                          | Leonard-5<br>Ginobili-5             | Cousins-37                              | 17,608 |
| Oct 29 | NEW ORLEANS   | W 98- 79      | 1-0  | 2-0  | 3-0   | Leonard-20                | Gasol-8                             | Mills-5<br>Gasol-5                  | Moore-18<br>Davis-18                    | 18,418 |
| Oct 30 | @Miami        | W106- 99      | 1-0  | 3-0  | 4-0   | Leonard-27                | Lee-11<br>Gasol-11                  | Leonard-6                           | Whiteside-27                            | 19,678 |
| Nov 1  | UTAH          | L 91-106      | 1-1  | 3-0  | 4-1   | Leonard-30                | Gasol-8                             | Parker-6                            | Hill-22                                 | 18,418 |
| Nov 4  | @Utah         | W100- 86      | 1-1  | 4-0  | 5-1   | Leonard-29                | Leonard-11                          | Leonard-4                           | Hood-18                                 | 19,911 |
| Nov 5  | L.A. CLIPPERS | L 92-116      | 1-2  | 4-0  | 5-2   | Aldridge-19               | Aldridge-6<br>Leonard-6             | Mills-5<br>Laprovittola-5           | Griffin-28                              | 18,418 |
| Nov 9  | HOUSTON       | L 99-101      | 1-3  | 4-0  | 5-3   | Leonard-34                | Leonard-7<br>Gasol-7                | Mills-10                            | Harden-24                               | 18,418 |
| Nov 11 | DETROIT       | W 96- 86      | 2-3  | 4-0  | 6-3   | Gasol-21                  | Aldridge-12                         | Gasol-6                             | Drummond-20                             | 18,418 |
| Nov 12 | @Houston      | W106-100      | 2-3  | 5-0  | 7-3   | Leonard-20                | Aldridge-10                         | Gasol-6                             | Gordon-27                               | 18,055 |
| Nov 14 | MIAMI         | W 94- 90      | 3-3  | 5-0  | 8-3   | Leonard-24                | Leonard-12                          | Parker-6                            | Waiters-27                              | 18,418 |
| Nov 16 | @Sacramento   | W110-105      | 3-3  | 6-0  | 9-3   | Gasol-24                  | Aldridge-8                          | Parker-7                            | Cousins-26                              | 17,608 |
| Nov 18 | @L.A. Lakers  | W116-107      | 3-3  | 7-0  | 10-3  | Leonard-23<br>Aldridge-23 | Leonard-12                          | Leonard-7<br>Parker-7               | Williams-24                             | 18,997 |
| Nov 21 | DALLAS        | W 96- 91      | 4-3  | 7-0  | 11-3  | Leonard-24                | Leonard-9                           | Leonard-4<br>Murray-4<br>Green-4    | Curry-23                                | 18,418 |
| Nov 23 | @Charlotte    | W119-114      | 4-3  | 8-0  | 12-3  | Leonard-30                | Gasol-8                             | Gasol-5                             | Walker-26                               | 18,515 |
| Nov 25 | @Boston       | W109-103      | 4-3  | 9-0  | 13-3  | Leonard-25                | Lee-12                              | Aldridge-4<br>Leonard-4<br>Parker-4 | Thomas-24                               | 18,624 |
| Nov 26 | @Washington   | W112-100      | 4-3  | 10-0 | 14-3  | Aldridge-24               | Gasol-10                            | Leonard-5                           | Beal-25                                 | 17,066 |
| Nov 29 | ORLANDO       | L 83- 95      | 4-4  | 10-0 | 14-4  | Leonard-21                | Dedmon-8                            | Tied with-3                         | Ibaka-18                                | 18,418 |
| Nov 30 | @Dallas       | W 94- 87      | 4-4  | 11-0 | 15-4  | Mills-23                  | Dedmon-10                           | Mills-4                             | Matthews-26                             | 19,245 |
| Dec 2  | WASHINGTON    | W107-105      | 5-4  | 11-0 | 16-4  | Leonard-23                | Gasol-10                            | Mills-8                             | Beal-23                                 | 18,418 |
| Dec 5  | @Milwaukee    | W 97- 96      | 5-4  | 12-0 | 17-4  | Leonard-21                | Aldridge-9<br>Leonard-9<br>Gasol-9  | Tied with-5                         | Parker-23                               | 14,256 |
| Dec 6  | @Minnesota    | W105- 91      | 5-4  | 13-0 | 18-4  | Leonard-31                | Dedmon-8                            | Mills-5                             | LaVine-25                               | 12,585 |
| Dec 8  | @Chicago      | L 91- 95      | 5-4  | 13-1 | 18-5  | Leonard-24                | Gasol-10                            | Leonard-5<br>Parker-5               | Wade-20                                 | 21,489 |
| Dec 10 | BROOKLYN      | W130-101      | 6-4  | 13-1 | 19-5  | Leonard-30                | Aldridge-9                          | Parker-7                            | Bogdanovic-20                           | 18,418 |
| Dec 14 | BOSTON        | W108-101      | 7-4  | 13-1 | 20-5  | Leonard-26                | Gasol-13                            | Parker-7                            | Bradley-25                              | 18,418 |
| Dec 15 | @Phoenix      | W107- 92      | 7-4  | 14-1 | 21-5  | Leonard-18<br>Gasol-18    | Leonard-10                          | Leonard-4                           | Booker-17                               | 17,165 |
| Dec 18 | NEW ORLEANS   | W113-100      | 8-4  | 14-1 | 22-5  | Aldridge-22               | Gasol-14                            | Mills-7                             | Ajinca-16                               | 18,615 |
| Dec 20 | @Houston      | W102-100      | 8-4  | 15-1 | 23-5  | Leonard-21                | Aldridge-10                         | Aldridge-5                          | Harden-31                               | 18,055 |
| Dec 22 | @L.A. Clipper | L101-106      | 8-4  | 15-2 | 23-6  | Leonard-27                | Gasol-10<br>Leonard-9<br>Gasol-9    | Leonard-5                           | Paul-19                                 | 19,060 |
| Dec 23 | @Portland     | W110- 90      | 8-4  | 16-2 | 24-6  | Leonard-33                | Aldridge-14                         | Aldridge-6                          | Leonard-16<br>McCollum-16<br>Lillard-16 | 19,393 |
| Dec 25 | CHICAGO       | W119-100      | 9-4  | 16-2 | 25-6  | Aldridge-33               | Leonard-10                          | Parker-7                            | Wade-24                                 | 18,428 |
| Dec 28 | PHOENIX       | W119- 98      | 10-4 | 16-2 | 26-6  | Aldridge-27               | Gasol-10                            | Anderson-5                          | Warren-23                               | 18,418 |
| Dec 30 | PORTLAND      | W110- 94      | 11-4 | 16-2 | 27-6  | Simmons-19                | Anderson-8<br>Dedmon-8              | Parker-5                            | McCollum-29                             | 18,418 |
| Jan 1  | @Atlanta      | L112-114 (OT) | 11-4 | 16-3 | 27-7  | Aldridge-27               | Aldridge-13                         | Parker-7                            | Millsap-32                              | 18,088 |
| Jan 3  | TORONTO       | W110- 82      | 12-4 | 16-3 | 28-7  | Leonard-25                | Aldridge-7                          | Parker-8                            | DeRozan-26                              | 18,418 |
| Jan 5  | @Denver       | W127- 99      | 12-4 | 17-3 | 29-7  | Aldridge-28               | Gasol-9                             | Parker-9                            | Jokic-19                                | 14,391 |
| Jan 7  | CHARLOTTE     | W102- 85      | 13-4 | 17-3 | 30-7  | Bertans-21                | Aldridge-11                         | Simmons-5                           | Walker-18                               | 18,418 |
| Jan 10 | MILWAUKEE     | L107-109      | 13-5 | 17-3 | 30-8  | Leonard-30                | Gasol-11                            | Parker-7                            | Beasley-28                              | 18,418 |
| Jan 12 | L.A. LAKERS   | W134- 94      | 14-5 | 17-3 | 31-8  | Leonard-31                | Dedmon-12                           | Parker-6<br>Gasol-6                 | Randle-22                               | 18,418 |
| Jan 14 | @Phoenix      | L105-108      | 14-5 | 17-4 | 31-9  | Leonard-38                | Gasol-10                            | Leonard-3<br>Ginobili-3             | Booker-39                               | 20,532 |
| Jan 17 | MINNESOTA     | W122-114      | 15-5 | 17-4 | 32-9  | Leonard-34                | Leonard-7<br>Dedmon-7               | Parker-5<br>Leonard-5               | Towns-27                                | 18,418 |
| Jan 19 | DENVER        | W118-104      | 16-5 | 17-4 | 33-9  | Leonard-34                | Lee-16                              | Aldridge-6                          | Jokic-35                                | 18,418 |
| Jan 21 | @Cleveland    | W118-115 (OT) | 16-5 | 18-4 | 34-9  | Leonard-41                | Aldridge-12                         | Murray-6<br>Aldridge-6              | James-29<br>Irving-29                   | 20,562 |
| Jan 23 | @Brooklyn     | W112- 86      | 16-5 | 19-4 | 35-9  | Mills-20                  | Aldridge-9                          | Aldridge-5                          | Whitehead-19                            | 16,643 |
| Jan 24 | @Toronto      | W108-106      | 16-5 | 20-4 | 36-9  | Aldridge-21               | Aldridge-7<br>Green-7<br>Anderson-7 | Anderson-4                          | Lowry-30                                | 19,800 |
| Jan 27 | @New Orleans  | L103-119      | 16-5 | 20-5 | 36-10 | Leonard-23                | Aldridge-14                         | Leonard-6                           | Holiday-23                              | 17,757 |
| Jan 29 | DALLAS        | L101-105      | 16-6 | 20-5 | 36-11 | Leonard-24                | Mills-8                             | Green-5                             | Curry-24                                | 18,418 |
| Jan 31 | OKLAHOMA CITY | W108- 94      | 17-6 | 20-5 | 37-11 | Leonard-36                | Leonard-8<br>Dedmon-8               | Leonard-4<br>Ginobili-4<br>Parker-4 | Westbrook-27                            | 18,418 |
| Feb 2  | PHILADELPHIA  | W102- 86      | 18-6 | 20-5 | 38-11 | Leonard-19                | Dedmon-10                           | Parker-6                            | Ilyasova-25                             | 18,418 |
| Feb 4  | DENVER        | W121- 97      | 19-6 | 20-5 | 39-11 | Leonard-19                | Leonard-6                           | Leonard-5<br>Anderson-5             | Murray-20                               | 18,418 |
| Feb 6  | @Memphis      | L 74- 89      | 19-6 | 20-6 | 39-12 | Lee-14                    | Dedmon-12                           | Mills-3<br>Ginobili-3               | Gasol-15<br>Randolph-15                 | 16,708 |





# SPURS 2016-17 GAME-BY-GAME

| Date   | Opponent      | Team/Opp      | Home  | Road  | Total | High Scoring            | High Rebounds                        | High Assists                        | Opponent Scoring            | Atten. |
|--------|---------------|---------------|-------|-------|-------|-------------------------|--------------------------------------|-------------------------------------|-----------------------------|--------|
| Feb 8  | @Philadelphia | W111-103      | 19-6  | 21-6  | 40-12 | Leonard-32              | Dedmon-11                            | Leonard-5<br>Parker-5               | Saric-20<br>Okafor-20       | 19,233 |
| Feb 10 | @Detroit      | W103- 92      | 19-6  | 22-6  | 41-12 | Leonard-32              | Dedmon-17                            | Parker-12                           | Harris-16                   | 17,222 |
| Feb 12 | @New York     | L 90- 94      | 19-6  | 22-7  | 41-13 | Leonard-36              | Aldridge-10                          | Leonard-4<br>Ginobili-4<br>Parker-4 | Anthony-25                  | 19,812 |
| Feb 13 | @Indiana      | W110-106      | 19-6  | 23-7  | 42-13 | Leonard-32              | Dedmon-12                            | Parker-4                            | George-27                   | 15,203 |
| Feb 15 | @Orlando      | W107- 79      | 19-6  | 24-7  | 43-13 | Aldridge-23             | Dedmon-11                            | Parker-8                            | Vucevic-16                  | 17,101 |
| Feb 24 | @L.A. Clipper | W105- 97      | 19-6  | 25-7  | 44-13 | Leonard-21              | Dedmon-12                            | Leonard-6                           | Griffin-29                  | 19,060 |
| Feb 26 | @L.A. Lakers  | W119- 98      | 19-6  | 26-7  | 45-13 | Leonard-25              | Dedmon-9<br>Aldridge-9<br>Leonard-10 | Parker-9                            | Ingram-22                   | 18,997 |
| Mar 1  | INDIANA       | W100- 99      | 20-6  | 26-7  | 46-13 | Leonard-31              | Aldridge-15                          | Murray-6                            | George-22                   | 18,418 |
| Mar 3  | @New Orleans  | W101- 98 (OT) | 20-6  | 27-7  | 47-13 | Leonard-31              | Leonard-10                           | Leonard-6                           | Davis-29                    | 17,669 |
| Mar 4  | MINNESOTA     | W 97- 90 (OT) | 21-6  | 27-7  | 48-13 | Leonard-34              | Aldridge-10<br>Leonard-10            | Leonard-5                           | Towns-24                    | 18,418 |
| Mar 6  | HOUSTON       | W112-110      | 22-6  | 27-7  | 49-13 | Leonard-39              | Lee-8                                | Leonard-5<br>Green-5                | Harden-39                   | 18,418 |
| Mar 8  | SACRAMENTO    | W114-104      | 23-6  | 27-7  | 50-13 | Ginobili-19             | Lee-10                               | Mills-10                            | Evans-26                    | 18,418 |
| Mar 9  | @Oklahoma Cit | L 92-102      | 23-6  | 27-8  | 50-14 | Leonard-19              | Dedmon-8                             | Murray-3<br>Green-3                 | Westbrook-23                | 18,203 |
| Mar 11 | GOLDEN STATE  | W107- 85      | 24-6  | 27-8  | 51-14 | Mills-21                | Anderson-8                           | Ginobili-6<br>Anderson-6            | Clark-36                    | 18,418 |
| Mar 13 | ATLANTA       | W107- 99      | 25-6  | 27-8  | 52-14 | Leonard-31              | Gasol-10                             | Mills-9                             | Schroder-22                 | 18,418 |
| Mar 15 | PORTLAND      | L106-110      | 25-7  | 27-8  | 52-15 | Leonard-34              | Leonard-9                            | Leonard-6<br>Mills-6<br>Ginobili-6  | Lillard-36                  | 18,418 |
| Mar 18 | @Memphis      | L 96-104      | 25-7  | 27-9  | 52-16 | Leonard-22              | Gasol-9<br>Aldridge-9                | Aldridge-4                          | Conley-19                   | 18,119 |
| Mar 19 | SACRAMENTO    | W118-102      | 26-7  | 27-9  | 53-16 | Gasol-22                | Gasol-9                              | Mills-7<br>Parker-7                 | Hield-18<br>Cauley-Stein-18 | 18,418 |
| Mar 21 | @Minnesota    | W100- 93      | 26-7  | 28-9  | 54-16 | Aldridge-26             | Gasol-6                              | Parker-5                            | Towns-25                    | 13,742 |
| Mar 23 | MEMPHIS       | W 97- 90      | 27-7  | 28-9  | 55-16 | Aldridge-23             | Aldridge-8                           | Parker-7                            | Conley-22                   | 18,418 |
| Mar 25 | NEW YORK      | W106- 98      | 28-7  | 28-9  | 56-16 | Leonard-29              | Dedmon-13                            | Mills-7                             | Rose-24<br>Hernangomez-24   | 18,418 |
| Mar 27 | CLEVELAND     | W103- 74      | 29-7  | 28-9  | 57-16 | Leonard-25              | Dedmon-13                            | Mills-7                             | James-17                    | 18,418 |
| Mar 29 | GOLDEN STATE  | L 98-110      | 29-8  | 28-9  | 57-17 | Leonard-19              | Gasol-8                              | Leonard-5<br>Gasol-5                | Curry-29                    | 18,418 |
| Mar 31 | @Oklahoma Cit | W100- 95      | 29-8  | 29-9  | 58-17 | Leonard-28              | Aldridge-10                          | Ginobili-8                          | Westbrook-32                | 18,203 |
| Apr 2  | UTAH          | W109-103      | 30-8  | 29-9  | 59-17 | Leonard-25              | Gasol-12                             | Leonard-7                           | Gobert-19<br>Diaw-19        | 18,418 |
| Apr 4  | MEMPHIS       | W 95- 89 (OT) | 31-8  | 29-9  | 60-17 | Leonard-32              | Leonard-12                           | Parker-7                            | Conley-19                   | 18,418 |
| Apr 5  | L.A. LAKERS   | L 95-102      | 31-9  | 29-9  | 60-18 | Parker-14<br>Bertans-14 | Gasol-8                              | Lee-6                               | Ennis-19                    | 18,418 |
| Apr 7  | @Dallas       | W102- 89      | 31-9  | 30-9  | 61-18 | Forbes-27               | Lee-13<br>Dedmon-13                  | Forbes-6                            | Powell-12                   | 20,133 |
| Apr 8  | L.A. CLIPPERS | L 87- 98      | 31-10 | 30-9  | 61-19 | Leonard-28              | Dedmon-10                            | Leonard-5                           | Paul-19                     | 18,420 |
| Apr 10 | @Portland     | L 98- 99      | 31-10 | 30-10 | 61-20 | Leonard-18              | Gasol-13                             | Parker-4                            | Napier-32                   | 19,393 |
| Apr 12 | @Utah         | L 97-101      | 31-10 | 30-11 | 61-21 | Aldridge-18             | Dedmon-8                             | Mills-5                             | Hayward-14                  | 19,911 |

# 2016-17 REGULAR SEASON HIGHS & PLAYOFF CAREER HIGHS



## LaMARCUS ALDRIDGE

### LaMarcus Aldridge / San Antonio Spurs / 2016-2017 Regular Season Single-Game Highs

|                         |  |
|-------------------------|--|
| Minutes                 | 44, 03/04/2017, San Antonio vs Minnesota             |
| Field Goals             | 15, 12/25/2016, San Antonio vs Chicago               |
| Field Goal Attempts     | 24, 03/21/2017, San Antonio at Minnesota (3 times)   |
| Three-Point Field Goals | 3, 11/05/2016, San Antonio vs L.A. Clippers          |
| Three-Point Attempts    | 3, 11/26/2016, San Antonio at Washington (Twice)     |
| Free Throws             | 10, 12/18/2016, San Antonio vs New Orleans           |
| Free Throw Attempts     | 11, 01/24/2017, San Antonio at Toronto               |
| Offensive Rebounds      | 8, 10/25/2016, San Antonio at Golden State           |
| Defensive Rebounds      | 11, 11/11/2016, San Antonio vs Detroit               |
| Rebounds                | 14, 03/03/2017, San Antonio at New Orleans (4 times) |
| Assists                 | 6, 01/21/2017, San Antonio at Cleveland (4 times)    |
| Steals                  | 3, 04/12/2017, San Antonio at Utah (3 times)         |
| Turnovers               | 5, 02/10/2017, San Antonio at Detroit (Twice)        |
| Blocked Shots           | 5, 03/29/2017, San Antonio vs Golden State           |
| Points                  | 33, 12/25/2016, San Antonio vs Chicago               |

### LaMarcus Aldridge / San Antonio Spurs / Career Regular Season Single-Game Highs (Games with all teams)

|                         |  |
|-------------------------|--|
| Minutes                 | 54, 12/12/2008, Portland vs L.A. Clippers        |
| Field Goals             | 17, 12/04/2013, Portland vs Oklahoma City        |
| Field Goal Attempts     | 31, 12/26/2013, Portland vs L.A. Clippers        |
| Three-Point Field Goals | 3, 11/05/2016, San Antonio vs L.A. Clippers      |
| Three-Point Attempts    | 4, 04/08/2015, Portland vs Minnesota (3 times)   |
| Free Throws             | 16, 11/23/2013, Portland at Golden State         |
| Free Throw Attempts     | 19, 11/23/2013, Portland at Golden State         |
| Offensive Rebounds      | 10, 03/23/2009, Portland vs Philadelphia (Twice) |
| Defensive Rebounds      | 20, 12/12/2013, Portland vs Houston              |
| Rebounds                | 25, 12/12/2013, Portland vs Houston              |
| Assists                 | 8, 11/12/2012, Portland vs Atlanta               |
| Steals                  | 5, 12/19/2014, Portland at San Antonio           |
| Turnovers               | 8, 11/20/2010, Portland vs Utah                  |
| Blocked Shots           | 7, 12/28/2010, Portland at Denver                |
| Points                  | 44, 01/23/2014, Portland vs Denver               |

### LaMarcus Aldridge / San Antonio Spurs / Career Regular Season Single-Game Highs (With this team only)

|                         |  |
|-------------------------|--|
| Minutes                 | 44, 03/04/2017, San Antonio vs Minnesota             |
| Field Goals             | 15, 12/25/2016, San Antonio vs Chicago               |
| Field Goal Attempts     | 25, 03/19/2016, San Antonio vs Golden State          |
| Three-Point Field Goals | 3, 11/05/2016, San Antonio vs L.A. Clippers          |
| Three-Point Attempts    | 3, 11/26/2016, San Antonio at Washington (Twice)     |
| Free Throws             | 12, 02/03/2016, San Antonio vs New Orleans           |
| Free Throw Attempts     | 12, 02/03/2016, San Antonio vs New Orleans (Twice)   |
| Offensive Rebounds      | 8, 10/25/2016, San Antonio at Golden State           |
| Defensive Rebounds      | 12, 02/27/2016, San Antonio at Houston (Twice)       |
| Rebounds                | 19, 11/14/2015, San Antonio vs Philadelphia          |
| Assists                 | 6, 01/21/2017, San Antonio at Cleveland (4 times)    |
| Steals                  | 4, 04/05/2016, San Antonio at Utah                   |
| Turnovers               | 5, 02/10/2017, San Antonio at Detroit (3 times)      |
| Blocked Shots           | 5, 03/29/2017, San Antonio vs Golden State (4 times) |
| Points                  | 36, 02/03/2016, San Antonio vs New Orleans           |

### LaMarcus Aldridge / San Antonio Spurs / Career Postseason Single-Game Highs (Games with all teams)

|                         |  |
|-------------------------|--|
| Minutes                 | 47, 04/23/2011, Portland vs Dallas                     |
| Field Goals             | 18, 04/30/2016, San Antonio vs Oklahoma City (Twice)   |
| Field Goal Attempts     | 34, 04/19/2015, Portland at Memphis                    |
| Three-Point Field Goals | 2, 04/19/2015, Portland at Memphis (Twice)             |
| Three-Point Attempts    | 5, 04/19/2015, Portland at Memphis                     |
| Free Throws             | 10, 05/02/2016, San Antonio vs Oklahoma City (3 times) |
| Free Throw Attempts     | 13, 04/20/2014, Portland at Houston                    |
| Offensive Rebounds      | 8, 04/27/2015, Portland vs Memphis                     |
| Defensive Rebounds      | 13, 05/12/2016, San Antonio at Oklahoma City           |
| Rebounds                | 18, 04/20/2014, Portland at Houston                    |
| Assists                 | 5, 04/25/2015, Portland vs Memphis                     |
| Steals                  | 4, 04/23/2011, Portland vs Dallas                      |
| Turnovers               | 5, 04/18/2010, Portland at Phoenix                     |
| Blocked Shots           | 5, 04/29/2010, Portland vs Phoenix (Twice)             |
| Points                  | 46, 04/20/2014, Portland at Houston                    |

### LaMarcus Aldridge / San Antonio Spurs / Career Postseason Single-Game Highs (With this team only)

|                         |   |
|-------------------------|---|
| Minutes                 | 44, 05/06/2016, San Antonio at Oklahoma City          |
| Field Goals             | 18, 04/30/2016, San Antonio vs Oklahoma City          |
| Field Goal Attempts     | 23, 04/30/2016, San Antonio vs Oklahoma City          |
| Three-Point Field Goals | 1, 05/02/2016, San Antonio vs Oklahoma City (Twice)   |
| Three-Point Attempts    | 1, 05/02/2016, San Antonio vs Oklahoma City (Twice)   |
| Free Throws             | 10, 05/02/2016, San Antonio vs Oklahoma City          |
| Free Throw Attempts     | 10, 05/06/2016, San Antonio at Oklahoma City (Twice)  |
| Offensive Rebounds      | 3, 05/10/2016, San Antonio vs Oklahoma City (4 times) |
| Defensive Rebounds      | 13, 05/12/2016, San Antonio at Oklahoma City          |
| Rebounds                | 14, 05/12/2016, San Antonio at Oklahoma City          |
| Assists                 | 3, 05/10/2016, San Antonio vs Oklahoma City (Twice)   |
| Steals                  | 2, 05/10/2016, San Antonio vs Oklahoma City           |
| Turnovers               | 2, 05/10/2016, San Antonio vs Oklahoma City (4 times) |
| Blocked Shots           | 4, 04/19/2016, San Antonio vs Memphis                 |
| Points                  | 41, 05/02/2016, San Antonio vs Oklahoma City          |

## **KYLE ANDERSON**

### Kyle Anderson / San Antonio Spurs / 2016-2017 Regular Season Single-Game Highs

|                         |  |
|-------------------------|--|
| Minutes                 | 38, 04/07/2017, San Antonio at Dallas          |
| Field Goals             | 6, 01/23/2017, San Antonio at Brooklyn         |
| Field Goal Attempts     | 10, 04/07/2017, San Antonio at Dallas (Twice)  |
| Three-Point Field Goals | 1, 04/12/2017, San Antonio at Utah (15 times)  |
| Three-Point Attempts    | 3, 02/15/2017, San Antonio at Orlando          |
| Free Throws             | 6, 12/06/2016, San Antonio at Minnesota        |
| Free Throw Attempts     | 6, 12/15/2016, San Antonio at Phoenix (Twice)  |
| Offensive Rebounds      | 3, 11/11/2016, San Antonio vs Detroit          |
| Defensive Rebounds      | 8, 04/07/2017, San Antonio at Dallas (Twice)   |
| Rebounds                | 10, 04/07/2017, San Antonio at Dallas          |
| Assists                 | 6, 03/11/2017, San Antonio vs Golden State     |
| Steals                  | 5, 12/22/2016, San Antonio at L.A. Clippers    |
| Turnovers               | 3, 02/02/2017, San Antonio vs Philadelphia     |
| Blocked Shots           | 2, 04/07/2017, San Antonio at Dallas (3 times) |
| Points                  | 14, 01/23/2017, San Antonio at Brooklyn        |

### Kyle Anderson / San Antonio Spurs / Career Regular Season Single-Game Highs

|                         |   |
|-------------------------|---|
| Minutes                 | 38, 04/07/2017, San Antonio at Dallas               |
| Field Goals             | 7, 02/24/2016, San Antonio at Sacramento (Twice)    |
| Field Goal Attempts     | 14, 02/19/2016, San Antonio at L.A. Lakers          |
| Three-Point Field Goals | 2, 11/14/2015, San Antonio vs Philadelphia          |
| Three-Point Attempts    | 3, 02/15/2017, San Antonio at Orlando (Twice)       |
| Free Throws             | 6, 12/06/2016, San Antonio at Minnesota             |
| Free Throw Attempts     | 6, 12/15/2016, San Antonio at Phoenix (Twice)       |
| Offensive Rebounds      | 3, 11/11/2016, San Antonio vs Detroit               |
| Defensive Rebounds      | 11, 04/07/2016, San Antonio at Golden State         |
| Rebounds                | 11, 04/07/2016, San Antonio at Golden State         |
| Assists                 | 7, 03/28/2016, San Antonio at Memphis               |
| Steals                  | 5, 12/22/2016, San Antonio at L.A. Clippers (Twice) |
| Turnovers               | 4, 03/08/2016, San Antonio at Minnesota             |
| Blocked Shots           | 2, 04/07/2017, San Antonio at Dallas (7 times)      |
| Points                  | 15, 04/13/2016, San Antonio at Dallas (Twice)       |

### Kyle Anderson / San Antonio Spurs / Career Postseason Single-Game Highs

|                         |   |
|-------------------------|---|
| Minutes                 | 23, 04/30/2016, San Antonio vs Oklahoma City          |
| Field Goals             | 2, 05/12/2016, San Antonio at Oklahoma City (3 times) |
| Field Goal Attempts     | 6, 04/24/2016, San Antonio at Memphis                 |
| Three-Point Field Goals | 1, 04/24/2016, San Antonio at Memphis                 |
| Three-Point Attempts    | 2, 04/24/2016, San Antonio at Memphis                 |
| Free Throws             | 4, 04/19/2016, San Antonio vs Memphis                 |
| Free Throw Attempts     | 4, 04/19/2016, San Antonio vs Memphis                 |
| Offensive Rebounds      | 1, 04/30/2016, San Antonio vs Oklahoma City (Twice)   |
| Defensive Rebounds      | 7, 04/19/2016, San Antonio vs Memphis                 |
| Rebounds                | 7, 04/30/2016, San Antonio vs Oklahoma City (Twice)   |
| Assists                 | 3, 04/24/2016, San Antonio at Memphis                 |
| Steals                  | 3, 05/08/2016, San Antonio at Oklahoma City           |
| Turnovers               | 1, 05/12/2016, San Antonio at Oklahoma City (4 times) |
| Blocked Shots           | 1, 04/30/2016, San Antonio vs Oklahoma City (3 times) |
| Points                  | 6, 05/12/2016, San Antonio at Oklahoma City           |

# 2016-17 REGULAR SEASON HIGHS & PLAYOFF CAREER HIGHS



## JOEL ANTHONY

### Joel Anthony / San Antonio Spurs / 2016-2017 Regular Season Single-Game Highs

|                         |    |            |   |
|-------------------------|----|------------|---|
| Minutes                 | 30 | 04/07/2017 | San Antonio at Dallas                   |
| Field Goals             | 2  | 04/07/2017 | San Antonio at Dallas (3 times)         |
| Field Goal Attempts     | 4  | 03/11/2017 | San Antonio vs Golden State             |
| Three-Point Field Goals | 0  | 04/08/2017 | San Antonio vs L.A. Clippers (19 times) |
| Three-Point Attempts    | 0  | 04/08/2017 | San Antonio vs L.A. Clippers (19 times) |
| Free Throws             | 3  | 04/07/2017 | San Antonio at Dallas                   |
| Free Throw Attempts     | 6  | 04/07/2017 | San Antonio at Dallas                   |
| Offensive Rebounds      | 2  | 02/02/2017 | San Antonio vs Philadelphia             |
| Defensive Rebounds      | 8  | 04/07/2017 | San Antonio at Dallas                   |
| Rebounds                | 9  | 04/07/2017 | San Antonio at Dallas                   |
| Assists                 | 1  | 04/07/2017 | San Antonio at Dallas (3 times)         |
| Steals                  | 1  | 03/11/2017 | San Antonio vs Golden State (Twice)     |
| Turnovers               | 1  | 04/07/2017 | San Antonio at Dallas (4 times)         |
| Blocked Shots           | 2  | 04/07/2017 | San Antonio at Dallas                   |
| Points                  | 7  | 04/07/2017 | San Antonio at Dallas                   |

### Joel Anthony / San Antonio Spurs / Career Regular Season Single-Game Highs (Games with all teams)

|                     |    |            |                              |
|---------------------|----|------------|------------------------------|
| Minutes             | 43 | 01/18/2011 | Miami vs Atlanta             |
| Field Goals         | 6  | 03/28/2010 | Miami vs Toronto             |
| Field Goal Attempts | 9  | 03/14/2015 | Detroit at Utah (Twice)      |
| Free Throws         | 7  | 03/24/2008 | Miami vs Milwaukee           |
| Free Throw Attempts | 8  | 12/15/2010 | Miami vs Cleveland (3 times) |
| Offensive Rebounds  | 8  | 01/18/2011 | Miami vs Atlanta             |
| Defensive Rebounds  | 10 | 04/02/2008 | Miami vs New Orleans         |
| Rebounds            | 16 | 01/18/2011 | Miami vs Atlanta             |
| Assists             | 3  | 01/22/2011 | Miami vs Toronto             |
| Steals              | 3  | 03/13/2012 | Miami at Orlando (5 times)   |
| Turnovers           | 3  | 12/22/2012 | Miami vs Utah (8 times)      |
| Blocked Shots       | 8  | 04/13/2016 | Detroit at Cleveland         |
| Points              | 13 | 03/28/2010 | Miami vs Toronto             |

### Joel Anthony / San Antonio Spurs / Career Regular Season Single-Game Highs (With this team only)

|                         |    |            |   |
|-------------------------|----|------------|---|
| Minutes                 | 30 | 04/07/2017 | San Antonio at Dallas                   |
| Field Goals             | 2  | 04/07/2017 | San Antonio at Dallas (3 times)         |
| Field Goal Attempts     | 4  | 03/11/2017 | San Antonio vs Golden State             |
| Three-Point Field Goals | 0  | 04/08/2017 | San Antonio vs L.A. Clippers (19 times) |
| Three-Point Attempts    | 0  | 04/08/2017 | San Antonio vs L.A. Clippers (19 times) |
| Free Throws             | 3  | 04/07/2017 | San Antonio at Dallas                   |
| Free Throw Attempts     | 6  | 04/07/2017 | San Antonio at Dallas                   |
| Offensive Rebounds      | 2  | 02/02/2017 | San Antonio vs Philadelphia             |
| Defensive Rebounds      | 8  | 04/07/2017 | San Antonio at Dallas                   |
| Rebounds                | 9  | 04/07/2017 | San Antonio at Dallas                   |
| Assists                 | 1  | 04/07/2017 | San Antonio at Dallas (3 times)         |
| Steals                  | 1  | 03/11/2017 | San Antonio vs Golden State (Twice)     |
| Turnovers               | 1  | 04/07/2017 | San Antonio at Dallas (4 times)         |
| Blocked Shots           | 2  | 04/07/2017 | San Antonio at Dallas                   |
| Points                  | 7  | 04/07/2017 | San Antonio at Dallas                   |

### Joel Anthony / San Antonio Spurs / Career Postseason Single-Game Highs (Games with all teams)

|                         |    |            |                                 |
|-------------------------|----|------------|---------------------------------|
| Minutes                 | 39 | 04/27/2011 | Miami vs Philadelphia           |
| Field Goals             | 6  | 05/07/2011 | Miami at Boston                 |
| Field Goal Attempts     | 7  | 05/07/2011 | Miami at Boston                 |
| Three-Point Field Goals | 0  | 06/16/2013 | Miami at San Antonio (63 times) |
| Three-Point Attempts    | 0  | 06/16/2013 | Miami at San Antonio (63 times) |
| Free Throws             | 6  | 05/17/2012 | Miami at Indiana                |
| Free Throw Attempts     | 6  | 05/17/2012 | Miami at Indiana                |
| Offensive Rebounds      | 5  | 06/01/2013 | Miami at Indiana (4 times)      |
| Defensive Rebounds      | 7  | 05/07/2011 | Miami at Boston                 |
| Rebounds                | 11 | 05/07/2011 | Miami at Boston                 |
| Assists                 | 2  | 05/22/2011 | Miami vs Chicago                |
| Steals                  | 2  | 05/15/2012 | Miami vs Indiana (3 times)      |
| Turnovers               | 2  | 05/08/2013 | Miami vs Chicago (5 times)      |
| Blocked Shots           | 5  | 05/22/2011 | Miami vs Chicago                |
| Points                  | 12 | 05/07/2011 | Miami at Boston                 |

## DAVIS BERTANS

### Davis Bertans / San Antonio Spurs / 2016-2017 Regular Season Single-Game Highs

|                         |   |
|-------------------------|---|
| Minutes                 | 39, 04/07/2017, San Antonio at Dallas               |
| Field Goals             | 7, 04/07/2017, San Antonio at Dallas                |
| Field Goal Attempts     | 14, 02/02/2017, San Antonio vs Philadelphia         |
| Three-Point Field Goals | 5, 04/07/2017, San Antonio at Dallas (Twice)        |
| Three-Point Attempts    | 10, 04/05/2017, San Antonio vs L.A. Lakers          |
| Free Throws             | 7, 01/07/2017, San Antonio vs Charlotte             |
| Free Throw Attempts     | 8, 01/07/2017, San Antonio vs Charlotte             |
| Offensive Rebounds      | 3, 04/07/2017, San Antonio at Dallas (Twice)        |
| Defensive Rebounds      | 6, 12/10/2016, San Antonio vs Brooklyn              |
| Rebounds                | 6, 02/02/2017, San Antonio vs Philadelphia (Twice)  |
| Assists                 | 4, 12/14/2016, San Antonio vs Boston                |
| Steals                  | 2, 04/07/2017, San Antonio at Dallas (3 times)      |
| Turnovers               | 2, 04/05/2017, San Antonio vs L.A. Lakers (7 times) |
| Blocked Shots           | 2, 04/10/2017, San Antonio at Portland (6 times)    |
| Points                  | 21, 01/07/2017, San Antonio vs Charlotte            |

### Davis Bertans / San Antonio Spurs / Career Regular Season Single-Game Highs

|                         |   |
|-------------------------|---|
| Minutes                 | 39, 04/07/2017, San Antonio at Dallas               |
| Field Goals             | 7, 04/07/2017, San Antonio at Dallas                |
| Field Goal Attempts     | 14, 02/02/2017, San Antonio vs Philadelphia         |
| Three-Point Field Goals | 5, 04/07/2017, San Antonio at Dallas (Twice)        |
| Three-Point Attempts    | 10, 04/05/2017, San Antonio vs L.A. Lakers          |
| Free Throws             | 7, 01/07/2017, San Antonio vs Charlotte             |
| Free Throw Attempts     | 8, 01/07/2017, San Antonio vs Charlotte             |
| Offensive Rebounds      | 3, 04/07/2017, San Antonio at Dallas (Twice)        |
| Defensive Rebounds      | 6, 12/10/2016, San Antonio vs Brooklyn              |
| Rebounds                | 6, 02/02/2017, San Antonio vs Philadelphia (Twice)  |
| Assists                 | 4, 12/14/2016, San Antonio vs Boston                |
| Steals                  | 2, 04/07/2017, San Antonio at Dallas (3 times)      |
| Turnovers               | 2, 04/05/2017, San Antonio vs L.A. Lakers (7 times) |
| Blocked Shots           | 2, 04/10/2017, San Antonio at Portland (6 times)    |
| Points                  | 21, 01/07/2017, San Antonio vs Charlotte            |



# 2016-17 REGULAR SEASON HIGHS & PLAYOFF CAREER HIGHS



## DEWAYNE DEDMON

DeWayne Dedmon / San Antonio Spurs / 2016-2017 Regular Season Single-Game Highs

|                         |     |             |                                      |
|-------------------------|-----|-------------|--------------------------------------|
| Minutes                 | 32, | 02/10/2017, | San Antonio at Detroit               |
| Field Goals             | 8,  | 02/10/2017, | San Antonio at Detroit               |
| Field Goal Attempts     | 10, | 04/07/2017, | San Antonio at Dallas (Twice)        |
| Three-Point Field Goals | 0,  | 04/12/2017, | San Antonio at Utah (76 times)       |
| Three-Point Attempts    | 0,  | 04/12/2017, | San Antonio at Utah (76 times)       |
| Free Throws             | 5,  | 10/30/2016, | San Antonio at Miami                 |
| Free Throw Attempts     | 6,  | 10/30/2016, | San Antonio at Miami                 |
| Offensive Rebounds      | 6,  | 03/25/2017, | San Antonio vs New York              |
| Defensive Rebounds      | 12, | 02/10/2017, | San Antonio at Detroit               |
| Rebounds                | 17, | 02/10/2017, | San Antonio at Detroit               |
| Assists                 | 3,  | 02/26/2017, | San Antonio at L.A. Lakers (3 times) |
| Steals                  | 3,  | 01/31/2017, | San Antonio vs Oklahoma City         |
| Turnovers               | 4,  | 03/13/2017, | San Antonio vs Atlanta               |
| Blocked Shots           | 4,  | 02/24/2017, | San Antonio at L.A. Clippers (Twice) |
| Points                  | 17, | 02/10/2017, | San Antonio at Detroit               |

DeWayne Dedmon / San Antonio Spurs / Career Regular Season Single-Game Highs (Games with all teams)

|                      |     |             |                                      |
|----------------------|-----|-------------|--------------------------------------|
| Minutes              | 32, | 02/10/2017, | San Antonio at Detroit               |
| Field Goals          | 9,  | 03/26/2016, | Orlando vs Chicago                   |
| Field Goal Attempts  | 14, | 03/26/2016, | Orlando vs Chicago                   |
| Three-Point Attempts | 1,  | 03/01/2015, | Orlando vs Charlotte                 |
| Free Throws          | 8,  | 11/07/2015, | Orlando at Philadelphia              |
| Free Throw Attempts  | 8,  | 11/07/2015, | Orlando at Philadelphia              |
| Offensive Rebounds   | 8,  | 03/08/2015, | Orlando vs Boston                    |
| Defensive Rebounds   | 12, | 02/10/2017, | San Antonio at Detroit               |
| Rebounds             | 17, | 02/10/2017, | San Antonio at Detroit               |
| Assists              | 3,  | 02/26/2017, | San Antonio at L.A. Lakers (3 times) |
| Steals               | 3,  | 01/31/2017, | San Antonio vs Oklahoma City (Twice) |
| Turnovers            | 4,  | 03/13/2017, | San Antonio vs Atlanta               |
| Blocked Shots        | 6,  | 02/11/2015, | Orlando vs New York                  |
| Points               | 18, | 03/26/2016, | Orlando vs Chicago                   |

DeWayne Dedmon / San Antonio Spurs / Career Regular Season Single-Game Highs (With this team only)

|                         |     |             |                                      |
|-------------------------|-----|-------------|--------------------------------------|
| Minutes                 | 32, | 02/10/2017, | San Antonio at Detroit               |
| Field Goals             | 8,  | 02/10/2017, | San Antonio at Detroit               |
| Field Goal Attempts     | 10, | 04/07/2017, | San Antonio at Dallas (Twice)        |
| Three-Point Field Goals | 0,  | 04/12/2017, | San Antonio at Utah (76 times)       |
| Three-Point Attempts    | 0,  | 04/12/2017, | San Antonio at Utah (76 times)       |
| Free Throws             | 5,  | 10/30/2016, | San Antonio at Miami                 |
| Free Throw Attempts     | 6,  | 10/30/2016, | San Antonio at Miami                 |
| Offensive Rebounds      | 6,  | 03/25/2017, | San Antonio vs New York              |
| Defensive Rebounds      | 12, | 02/10/2017, | San Antonio at Detroit               |
| Rebounds                | 17, | 02/10/2017, | San Antonio at Detroit               |
| Assists                 | 3,  | 02/26/2017, | San Antonio at L.A. Lakers (3 times) |
| Steals                  | 3,  | 01/31/2017, | San Antonio vs Oklahoma City         |
| Turnovers               | 4,  | 03/13/2017, | San Antonio vs Atlanta               |
| Blocked Shots           | 4,  | 02/24/2017, | San Antonio at L.A. Clippers (Twice) |
| Points                  | 17, | 02/10/2017, | San Antonio at Detroit               |

## **BRYN FORBES**

### Bryn Forbes / San Antonio Spurs / 2016-2017 Regular Season Single-Game Highs

|                         |  |
|-------------------------|--|
| Minutes                 | 29, 04/07/2017, San Antonio at Dallas              |
| Field Goals             | 10, 04/07/2017, San Antonio at Dallas              |
| Field Goal Attempts     | 19, 04/07/2017, San Antonio at Dallas              |
| Three-Point Field Goals | 4, 04/07/2017, San Antonio at Dallas               |
| Three-Point Attempts    | 9, 04/07/2017, San Antonio at Dallas               |
| Free Throws             | 3, 04/07/2017, San Antonio at Dallas               |
| Free Throw Attempts     | 3, 04/07/2017, San Antonio at Dallas               |
| Offensive Rebounds      | 1, 03/29/2017, San Antonio vs Golden State (Twice) |
| Defensive Rebounds      | 3, 04/07/2017, San Antonio at Dallas               |
| Rebounds                | 3, 04/07/2017, San Antonio at Dallas               |
| Assists                 | 6, 04/07/2017, San Antonio at Dallas               |
| Steals                  | 1, 10/29/2016, San Antonio vs New Orleans          |
| Turnovers               | 3, 04/05/2017, San Antonio vs L.A. Lakers          |
| Blocked Shots           | 0, 04/10/2017, San Antonio at Portland (36 times)  |
| Points                  | 27, 04/07/2017, San Antonio at Dallas              |

### Bryn Forbes / San Antonio Spurs / Career Regular Season Single-Game Highs

|                         |  |
|-------------------------|--|
| Minutes                 | 29, 04/07/2017, San Antonio at Dallas              |
| Field Goals             | 10, 04/07/2017, San Antonio at Dallas              |
| Field Goal Attempts     | 19, 04/07/2017, San Antonio at Dallas              |
| Three-Point Field Goals | 4, 04/07/2017, San Antonio at Dallas               |
| Three-Point Attempts    | 9, 04/07/2017, San Antonio at Dallas               |
| Free Throws             | 3, 04/07/2017, San Antonio at Dallas               |
| Free Throw Attempts     | 3, 04/07/2017, San Antonio at Dallas               |
| Offensive Rebounds      | 1, 03/29/2017, San Antonio vs Golden State (Twice) |
| Defensive Rebounds      | 3, 04/07/2017, San Antonio at Dallas               |
| Rebounds                | 3, 04/07/2017, San Antonio at Dallas               |
| Assists                 | 6, 04/07/2017, San Antonio at Dallas               |
| Steals                  | 1, 10/29/2016, San Antonio vs New Orleans          |
| Turnovers               | 3, 04/05/2017, San Antonio vs L.A. Lakers          |
| Blocked Shots           | 0, 04/10/2017, San Antonio at Portland (36 times)  |
| Points                  | 27, 04/07/2017, San Antonio at Dallas              |

# 2016-17 REGULAR SEASON HIGHS & PLAYOFF CAREER HIGHS



## PAU GASOL

### Pau Gasol / San Antonio Spurs / 2016-2017 Regular Season Single-Game Highs

|                         |   |
|-------------------------|---|
| Minutes                 | 38, 01/01/2017, San Antonio at Atlanta              |
| Field Goals             | 10, 11/16/2016, San Antonio at Sacramento (Twice)   |
| Field Goal Attempts     | 18, 10/30/2016, San Antonio at Miami                |
| Three-Point Field Goals | 3, 03/25/2017, San Antonio vs New York (Twice)      |
| Three-Point Attempts    | 5, 03/03/2017, San Antonio at New Orleans           |
| Free Throws             | 8, 03/01/2017, San Antonio vs Indiana (Twice)       |
| Free Throw Attempts     | 9, 03/19/2017, San Antonio vs Sacramento            |
| Offensive Rebounds      | 5, 03/25/2017, San Antonio vs New York (4 times)    |
| Defensive Rebounds      | 12, 04/10/2017, San Antonio at Portland (Twice)     |
| Rebounds                | 14, 12/18/2016, San Antonio vs New Orleans          |
| Assists                 | 6, 01/12/2017, San Antonio vs L.A. Lakers (4 times) |
| Steals                  | 3, 11/23/2016, San Antonio at Charlotte             |
| Turnovers               | 5, 03/11/2017, San Antonio vs Golden State          |
| Blocked Shots           | 4, 03/13/2017, San Antonio vs Atlanta (Twice)       |
| Points                  | 24, 11/16/2016, San Antonio at Sacramento           |

### Pau Gasol / San Antonio Spurs / Career Regular Season Single-Game Highs (Games with all teams)

|                         |  |
|-------------------------|--|
| Minutes                 | 56, 12/19/2005, Memphis vs Detroit                 |
| Field Goals             | 17, 01/10/2015, Chicago vs Milwaukee (4 times)     |
| Field Goal Attempts     | 30, 01/10/2015, Chicago vs Milwaukee               |
| Three-Point Field Goals | 3, 03/25/2017, San Antonio vs New York (4 times)   |
| Three-Point Attempts    | 5, 03/03/2017, San Antonio at New Orleans (Twice)  |
| Free Throws             | 15, 01/06/2006, Memphis vs Utah (3 times)          |
| Free Throw Attempts     | 20, 01/06/2006, Memphis vs Utah                    |
| Offensive Rebounds      | 11, 04/09/2009, L.A. Lakers vs Denver              |
| Defensive Rebounds      | 19, 12/16/2009, L.A. Lakers at Milwaukee           |
| Rebounds                | 22, 03/29/2010, L.A. Lakers at New Orleans (Twice) |
| Assists                 | 14, 02/27/2016, Chicago vs Portland                |
| Steals                  | 4, 03/11/2009, L.A. Lakers at Houston (Twice)      |
| Turnovers               | 9, 02/07/2007, Memphis at Dallas (Twice)           |
| Blocked Shots           | 9, 01/01/2015, Chicago vs Denver                   |
| Points                  | 46, 01/10/2015, Chicago vs Milwaukee               |

### Pau Gasol / San Antonio Spurs / Career Regular Season Single-Game Highs (With this team only)

|                         |   |
|-------------------------|---|
| Minutes                 | 38, 01/01/2017, San Antonio at Atlanta              |
| Field Goals             | 10, 11/16/2016, San Antonio at Sacramento (Twice)   |
| Field Goal Attempts     | 18, 10/30/2016, San Antonio at Miami                |
| Three-Point Field Goals | 3, 03/25/2017, San Antonio vs New York (Twice)      |
| Three-Point Attempts    | 5, 03/03/2017, San Antonio at New Orleans           |
| Free Throws             | 8, 03/01/2017, San Antonio vs Indiana (Twice)       |
| Free Throw Attempts     | 9, 03/19/2017, San Antonio vs Sacramento            |
| Offensive Rebounds      | 5, 03/25/2017, San Antonio vs New York (4 times)    |
| Defensive Rebounds      | 12, 04/10/2017, San Antonio at Portland (Twice)     |
| Rebounds                | 14, 12/18/2016, San Antonio vs New Orleans          |
| Assists                 | 6, 01/12/2017, San Antonio vs L.A. Lakers (4 times) |
| Steals                  | 3, 11/23/2016, San Antonio at Charlotte             |
| Turnovers               | 5, 03/11/2017, San Antonio vs Golden State          |
| Blocked Shots           | 4, 03/13/2017, San Antonio vs Atlanta (Twice)       |
| Points                  | 24, 11/16/2016, San Antonio at Sacramento           |

### Pau Gasol / San Antonio Spurs / Career Postseason Single-Game Highs (Games with all teams)

|                         |   |
|-------------------------|---|
| Minutes                 | 49, 06/11/2009, L.A. Lakers at Orlando            |
| Field Goals             | 14, 04/20/2008, L.A. Lakers vs Denver             |
| Field Goal Attempts     | 26, 04/27/2005, Memphis at Phoenix                |
| Three-Point Field Goals | 1, 05/04/2012, L.A. Lakers at Denver (4 times)    |
| Three-Point Attempts    | 3, 04/18/2015, Chicago vs Milwaukee               |
| Free Throws             | 11, 06/06/2010, L.A. Lakers vs Boston             |
| Free Throw Attempts     | 13, 06/17/2010, L.A. Lakers vs Boston (4 times)   |
| Offensive Rebounds      | 11, 05/12/2012, L.A. Lakers vs Denver             |
| Defensive Rebounds      | 15, 04/21/2013, L.A. Lakers at San Antonio        |
| Rebounds                | 19, 05/29/2008, L.A. Lakers vs San Antonio        |
| Assists                 | 10, 04/26/2013, L.A. Lakers vs San Antonio        |
| Steals                  | 3, 05/29/2009, L.A. Lakers at Denver (Twice)      |
| Turnovers               | 6, 04/21/2013, L.A. Lakers at San Antonio (Twice) |
| Blocked Shots           | 6, 06/06/2010, L.A. Lakers vs Boston              |
| Points                  | 36, 04/20/2008, L.A. Lakers vs Denver             |

# **MANU GINOBI**

## Manu Ginobili / San Antonio Spurs / 2016-2017 Regular Season Single-Game Highs

|                         |  |
|-------------------------|--|
| Minutes                 | 28, 10/30/2016, San Antonio at Miami         |
| Field Goals             | 7, 03/08/2017, San Antonio vs Sacramento     |
| Field Goal Attempts     | 15, 03/08/2017, San Antonio vs Sacramento    |
| Three-Point Field Goals | 4, 02/04/2017, San Antonio vs Denver (Twice) |
| Three-Point Attempts    | 7, 03/08/2017, San Antonio vs Sacramento     |
| Free Throws             | 8, 01/14/2017, San Antonio at Phoenix        |
| Free Throw Attempts     | 8, 01/14/2017, San Antonio at Phoenix        |
| Offensive Rebounds      | 4, 11/29/2016, San Antonio vs Orlando        |
| Defensive Rebounds      | 6, 12/30/2016, San Antonio vs Portland       |
| Rebounds                | 7, 12/30/2016, San Antonio vs Portland       |
| Assists                 | 8, 03/31/2017, San Antonio at Oklahoma City  |
| Steals                  | 4, 12/05/2016, San Antonio at Milwaukee      |
| Turnovers               | 5, 10/30/2016, San Antonio at Miami          |
| Blocked Shots           | 3, 12/28/2016, San Antonio vs Phoenix        |
| Points                  | 19, 03/08/2017, San Antonio vs Sacramento    |

## Manu Ginobili / San Antonio Spurs / Career Regular Season Single-Game Highs

|                         |   |
|-------------------------|---|
| Minutes                 | 50, 04/09/2005, San Antonio at L.A. Clippers        |
| Field Goals             | 16, 01/21/2005, San Antonio at Phoenix              |
| Field Goal Attempts     | 27, 04/09/2005, San Antonio at L.A. Clippers        |
| Three-Point Field Goals | 8, 02/13/2008, San Antonio at Cleveland             |
| Three-Point Attempts    | 12, 03/23/2011, San Antonio at Denver (Twice)       |
| Free Throws             | 18, 01/29/2009, San Antonio at Phoenix              |
| Free Throw Attempts     | 19, 12/07/2007, San Antonio vs Utah                 |
| Offensive Rebounds      | 5, 11/15/2006, San Antonio vs Charlotte (3 times)   |
| Defensive Rebounds      | 13, 02/11/2008, San Antonio at Toronto              |
| Rebounds                | 15, 02/11/2008, San Antonio at Toronto              |
| Assists                 | 15, 03/01/2013, San Antonio vs Sacramento           |
| Steals                  | 8, 01/23/2008, San Antonio vs L.A. Lakers           |
| Turnovers               | 7, 12/13/2007, San Antonio at L.A. Lakers (3 times) |
| Blocked Shots           | 4, 01/18/2015, San Antonio vs Utah (Twice)          |
| Points                  | 48, 01/21/2005, San Antonio at Phoenix              |

## Manu Ginobili / San Antonio Spurs / Career Postseason Single-Game Highs

|                         |  |
|-------------------------|--|
| Minutes                 | 45, 04/19/2008, San Antonio vs Phoenix                 |
| Field Goals             | 11, 06/04/2012, San Antonio vs Oklahoma City (4 times) |
| Field Goal Attempts     | 24, 04/19/2008, San Antonio vs Phoenix                 |
| Three-Point Field Goals | 6, 05/25/2014, San Antonio at Oklahoma City (Twice)    |
| Three-Point Attempts    | 11, 05/19/2008, San Antonio at New Orleans             |
| Free Throws             | 15, 05/17/2005, San Antonio vs Seattle                 |
| Free Throw Attempts     | 17, 05/17/2005, San Antonio vs Seattle                 |
| Offensive Rebounds      | 5, 05/25/2003, San Antonio at Dallas                   |
| Defensive Rebounds      | 9, 05/16/2007, San Antonio at Phoenix (4 times)        |
| Rebounds                | 11, 05/18/2007, San Antonio vs Phoenix                 |
| Assists                 | 11, 06/05/2014, San Antonio vs Miami (4 times)         |
| Steals                  | 6, 05/04/2014, San Antonio vs Dallas                   |
| Turnovers               | 8, 06/18/2013, San Antonio at Miami                    |
| Blocked Shots           | 2, 04/24/2015, San Antonio vs L.A. Clippers (8 times)  |
| Points                  | 39, 05/17/2005, San Antonio vs Seattle                 |



# 2016-17 REGULAR SEASON HIGHS & PLAYOFF CAREER HIGHS



## DANNY GREEN

Danny Green / San Antonio Spurs / 2016-2017 Regular Season Single-Game Highs

|                         |     |             |                                     |
|-------------------------|-----|-------------|-------------------------------------|
| Minutes                 | 38, | 03/04/2017, | San Antonio vs Minnesota            |
| Field Goals             | 6,  | 12/30/2016, | San Antonio vs Portland (Twice)     |
| Field Goal Attempts     | 13, | 03/08/2017, | San Antonio vs Sacramento (Twice)   |
| Three-Point Field Goals | 6,  | 12/30/2016, | San Antonio vs Portland             |
| Three-Point Attempts    | 10, | 02/12/2017, | San Antonio at New York             |
| Free Throws             | 5,  | 11/21/2016, | San Antonio vs Dallas               |
| Free Throw Attempts     | 6,  | 11/21/2016, | San Antonio vs Dallas               |
| Offensive Rebounds      | 4,  | 03/29/2017, | San Antonio vs Golden State (Twice) |
| Defensive Rebounds      | 7,  | 03/03/2017, | San Antonio at New Orleans (Twice)  |
| Rebounds                | 8,  | 02/06/2017, | San Antonio at Memphis              |
| Assists                 | 6,  | 11/18/2016, | San Antonio at L.A. Lakers          |
| Steals                  | 4,  | 01/17/2017, | San Antonio vs Minnesota (3 times)  |
| Turnovers               | 4,  | 03/09/2017, | San Antonio at Oklahoma City        |
| Blocked Shots           | 4,  | 03/27/2017, | San Antonio vs Cleveland (Twice)    |
| Points                  | 18, | 12/30/2016, | San Antonio vs Portland             |

Danny Green / San Antonio Spurs / Career Regular Season Single-Game Highs (Games with all teams)

|                         |     |             |                                  |
|-------------------------|-----|-------------|----------------------------------|
| Minutes                 | 52, | 12/17/2014, | San Antonio vs Memphis           |
| Field Goals             | 12, | 04/11/2014, | San Antonio vs Phoenix           |
| Field Goal Attempts     | 21, | 12/19/2014, | San Antonio vs Portland          |
| Three-Point Field Goals | 8,  | 02/06/2013, | San Antonio at Minnesota         |
| Three-Point Attempts    | 13, | 12/17/2014, | San Antonio vs Memphis           |
| Free Throws             | 9,  | 12/28/2014, | San Antonio vs Houston           |
| Free Throw Attempts     | 10, | 12/28/2014, | San Antonio vs Houston           |
| Offensive Rebounds      | 5,  | 12/19/2014, | San Antonio vs Portland          |
| Defensive Rebounds      | 12, | 02/09/2015, | San Antonio at Indiana           |
| Rebounds                | 12, | 02/09/2015, | San Antonio at Indiana           |
| Assists                 | 7,  | 02/21/2013, | San Antonio at L.A. Clippers     |
| Steals                  | 5,  | 12/28/2014, | San Antonio vs Houston (3 times) |
| Turnovers               | 5,  | 03/01/2013, | San Antonio vs Sacramento        |
| Blocked Shots           | 5,  | 12/17/2014, | San Antonio vs Memphis           |
| Points                  | 33, | 04/11/2014, | San Antonio vs Phoenix           |

Danny Green / San Antonio Spurs / Career Regular Season Single-Game Highs (With this team only)

|                         |     |             |                                  |
|-------------------------|-----|-------------|----------------------------------|
| Minutes                 | 52, | 12/17/2014, | San Antonio vs Memphis           |
| Field Goals             | 12, | 04/11/2014, | San Antonio vs Phoenix           |
| Field Goal Attempts     | 21, | 12/19/2014, | San Antonio vs Portland          |
| Three-Point Field Goals | 8,  | 02/06/2013, | San Antonio at Minnesota         |
| Three-Point Attempts    | 13, | 12/17/2014, | San Antonio vs Memphis           |
| Free Throws             | 9,  | 12/28/2014, | San Antonio vs Houston           |
| Free Throw Attempts     | 10, | 12/28/2014, | San Antonio vs Houston           |
| Offensive Rebounds      | 5,  | 12/19/2014, | San Antonio vs Portland          |
| Defensive Rebounds      | 12, | 02/09/2015, | San Antonio at Indiana           |
| Rebounds                | 12, | 02/09/2015, | San Antonio at Indiana           |
| Assists                 | 7,  | 02/21/2013, | San Antonio at L.A. Clippers     |
| Steals                  | 5,  | 12/28/2014, | San Antonio vs Houston (3 times) |
| Turnovers               | 5,  | 03/01/2013, | San Antonio vs Sacramento        |
| Blocked Shots           | 5,  | 12/17/2014, | San Antonio vs Memphis           |
| Points                  | 33, | 04/11/2014, | San Antonio vs Phoenix           |

Danny Green / San Antonio Spurs / Career Postseason Single-Game Highs (Games with all teams)

|                         |     |             |  |
|-------------------------|-----|-------------|--|
| Minutes                 | 44, | 05/06/2013, | San Antonio vs Golden State            |
| Field Goals             | 9,  | 05/14/2014, | San Antonio vs Portland (Twice)        |
| Field Goal Attempts     | 15, | 06/16/2013, | San Antonio vs Miami (Twice)           |
| Three-Point Field Goals | 7,  | 05/21/2014, | San Antonio vs Oklahoma City (Twice)   |
| Three-Point Attempts    | 10, | 05/21/2014, | San Antonio vs Oklahoma City (Twice)   |
| Free Throws             | 3,  | 05/05/2012, | San Antonio at Utah                    |
| Free Throw Attempts     | 4,  | 05/05/2012, | San Antonio at Utah                    |
| Offensive Rebounds      | 4,  | 05/12/2013, | San Antonio at Golden State            |
| Defensive Rebounds      | 9,  | 05/14/2014, | San Antonio vs Portland                |
| Rebounds                | 9,  | 05/14/2014, | San Antonio vs Portland                |
| Assists                 | 4,  | 06/13/2013, | San Antonio vs Miami (3 times)         |
| Steals                  | 5,  | 06/10/2014, | San Antonio at Miami                   |
| Turnovers               | 3,  | 05/27/2014, | San Antonio at Oklahoma City (3 times) |
| Blocked Shots           | 5,  | 05/02/2015, | San Antonio at L.A. Clippers           |
| Points                  | 27, | 06/11/2013, | San Antonio vs Miami                   |

Danny Green / San Antonio Spurs / Career Postseason Single-Game Highs (With this team only)

|                         |     |             |  |
|-------------------------|-----|-------------|--|
| Minutes                 | 44, | 05/06/2013, | San Antonio vs Golden State            |
| Field Goals             | 9,  | 05/14/2014, | San Antonio vs Portland (Twice)        |
| Field Goal Attempts     | 15, | 06/16/2013, | San Antonio vs Miami (Twice)           |
| Three-Point Field Goals | 7,  | 05/21/2014, | San Antonio vs Oklahoma City (Twice)   |
| Three-Point Attempts    | 10, | 05/21/2014, | San Antonio vs Oklahoma City (Twice)   |
| Free Throws             | 3,  | 05/05/2012, | San Antonio at Utah                    |
| Free Throw Attempts     | 4,  | 05/05/2012, | San Antonio at Utah                    |
| Offensive Rebounds      | 4,  | 05/12/2013, | San Antonio at Golden State            |
| Defensive Rebounds      | 9,  | 05/14/2014, | San Antonio vs Portland                |
| Rebounds                | 9,  | 05/14/2014, | San Antonio vs Portland                |
| Assists                 | 4,  | 06/13/2013, | San Antonio vs Miami (3 times)         |
| Steals                  | 5,  | 06/10/2014, | San Antonio at Miami                   |
| Turnovers               | 3,  | 05/27/2014, | San Antonio at Oklahoma City (3 times) |
| Blocked Shots           | 5,  | 05/02/2015, | San Antonio at L.A. Clippers           |
| Points                  | 27, | 06/11/2013, | San Antonio vs Miami                   |

## DAVID LEE

### David Lee / San Antonio Spurs / 2016-2017 Regular Season Single-Game Highs

|                         |   |
|-------------------------|---|
| Minutes                 | 36, 01/21/2017, San Antonio at Cleveland              |
| Field Goals             | 8, 03/08/2017, San Antonio vs Sacramento (Twice)      |
| Field Goal Attempts     | 16, 04/07/2017, San Antonio at Dallas                 |
| Three-Point Field Goals | 0, 04/12/2017, San Antonio at Utah (79 times)         |
| Three-Point Attempts    | 0, 04/12/2017, San Antonio at Utah (79 times)         |
| Free Throws             | 4, 04/07/2017, San Antonio at Dallas (4 times)        |
| Free Throw Attempts     | 6, 04/10/2017, San Antonio at Portland (Twice)        |
| Offensive Rebounds      | 7, 11/25/2016, San Antonio at Boston                  |
| Defensive Rebounds      | 11, 01/19/2017, San Antonio vs Denver                 |
| Rebounds                | 16, 01/19/2017, San Antonio vs Denver                 |
| Assists                 | 6, 04/05/2017, San Antonio vs L.A. Lakers             |
| Steals                  | 2, 03/31/2017, San Antonio at Oklahoma City (6 times) |
| Turnovers               | 4, 01/12/2017, San Antonio vs L.A. Lakers (Twice)     |
| Blocked Shots           | 2, 04/10/2017, San Antonio at Portland (7 times)      |
| Points                  | 18, 03/08/2017, San Antonio vs Sacramento (Twice)     |

### David Lee / San Antonio Spurs / Career Regular Season Single-Game Highs (Games with all teams)

|                         |   |
|-------------------------|---|
| Minutes                 | 52, 01/02/2006, New York vs Phoenix                 |
| Field Goals             | 16, 11/29/2008, New York vs Golden State            |
| Field Goal Attempts     | 29, 11/29/2008, New York vs Golden State            |
| Three-Point Field Goals | 1, 03/25/2011, Golden State vs Toronto              |
| Three-Point Attempts    | 2, 03/21/2010, New York vs Houston                  |
| Free Throws             | 12, 01/15/2014, Golden State vs Denver (Twice)      |
| Free Throw Attempts     | 14, 12/13/2010, Golden State at Utah                |
| Offensive Rebounds      | 9, 11/03/2010, Golden State vs Memphis (3 times)    |
| Defensive Rebounds      | 17, 02/22/2013, Golden State vs San Antonio (Twice) |
| Rebounds                | 22, 02/22/2013, Golden State vs San Antonio         |
| Assists                 | 11, 12/21/2012, Golden State vs Charlotte           |
| Steals                  | 5, 03/13/2009, New York at Minnesota (3 times)      |
| Turnovers               | 7, 03/30/2012, Golden State vs New Jersey (4 times) |
| Blocked Shots           | 4, 03/06/2016, Dallas at Denver (Twice)             |
| Points                  | 37, 04/02/2010, New York at Golden State (Twice)    |

### David Lee / San Antonio Spurs / Career Regular Season Single-Game Highs (With this team only)

|                         |   |
|-------------------------|---|
| Minutes                 | 36, 01/21/2017, San Antonio at Cleveland              |
| Field Goals             | 8, 03/08/2017, San Antonio vs Sacramento (Twice)      |
| Field Goal Attempts     | 16, 04/07/2017, San Antonio at Dallas                 |
| Three-Point Field Goals | 0, 04/12/2017, San Antonio at Utah (79 times)         |
| Three-Point Attempts    | 0, 04/12/2017, San Antonio at Utah (79 times)         |
| Free Throws             | 4, 04/07/2017, San Antonio at Dallas (4 times)        |
| Free Throw Attempts     | 6, 04/10/2017, San Antonio at Portland (Twice)        |
| Offensive Rebounds      | 7, 11/25/2016, San Antonio at Boston                  |
| Defensive Rebounds      | 11, 01/19/2017, San Antonio vs Denver                 |
| Rebounds                | 16, 01/19/2017, San Antonio vs Denver                 |
| Assists                 | 6, 04/05/2017, San Antonio vs L.A. Lakers             |
| Steals                  | 2, 03/31/2017, San Antonio at Oklahoma City (6 times) |
| Turnovers               | 4, 01/12/2017, San Antonio vs L.A. Lakers (Twice)     |
| Blocked Shots           | 2, 04/10/2017, San Antonio at Portland (7 times)      |
| Points                  | 18, 03/08/2017, San Antonio vs Sacramento (Twice)     |

### David Lee / San Antonio Spurs / Career Postseason Single-Game Highs (Games with all teams)

|                         |   |
|-------------------------|---|
| Minutes                 | 38, 05/03/2014, Golden State at L.A. Clippers (Twice) |
| Field Goals             | 8, 04/29/2014, Golden State at L.A. Clippers (Twice)  |
| Field Goal Attempts     | 15, 04/24/2014, Golden State vs L.A. Clippers         |
| Three-Point Field Goals | 0, 04/23/2016, Dallas vs Oklahoma City (28 times)     |
| Three-Point Attempts    | 0, 04/23/2016, Dallas vs Oklahoma City (28 times)     |
| Free Throws             | 5, 05/03/2014, Golden State at L.A. Clippers          |
| Free Throw Attempts     | 6, 06/11/2015, Golden State at Cleveland (Twice)      |
| Offensive Rebounds      | 8, 04/24/2014, Golden State vs L.A. Clippers          |
| Defensive Rebounds      | 12, 04/20/2013, Golden State at Denver                |
| Rebounds                | 14, 04/20/2013, Golden State at Denver                |
| Assists                 | 4, 04/29/2014, Golden State at L.A. Clippers (Twice)  |
| Steals                  | 2, 04/27/2014, Golden State vs L.A. Clippers          |
| Turnovers               | 6, 04/19/2014, Golden State at L.A. Clippers          |
| Blocked Shots           | 1, 05/15/2015, Golden State at Memphis (3 times)      |
| Points                  | 20, 04/19/2014, Golden State at L.A. Clippers         |

# 2016-17 REGULAR SEASON HIGHS & PLAYOFF CAREER HIGHS



## KAWHI LEONARD

Kawhi Leonard / San Antonio Spurs / 2016-2017 Regular Season Single-Game Highs

|                         |     |             |  |
|-------------------------|-----|-------------|--|
| Minutes                 | 46, | 01/21/2017, | San Antonio at Cleveland               |
| Field Goals             | 15, | 01/21/2017, | San Antonio at Cleveland               |
| Field Goal Attempts     | 30, | 01/21/2017, | San Antonio at Cleveland               |
| Three-Point Field Goals | 5,  | 04/08/2017, | San Antonio vs L.A. Clippers (5 times) |
| Three-Point Attempts    | 10, | 01/07/2017, | San Antonio vs Charlotte               |
| Free Throws             | 15, | 10/25/2016, | San Antonio at Golden State            |
| Free Throw Attempts     | 15, | 10/25/2016, | San Antonio at Golden State            |
| Offensive Rebounds      | 4,  | 02/02/2017, | San Antonio vs Philadelphia (4 times)  |
| Defensive Rebounds      | 12, | 04/04/2017, | San Antonio vs Memphis                 |
| Rebounds                | 12, | 04/04/2017, | San Antonio vs Memphis (3 times)       |
| Assists                 | 7,  | 04/02/2017, | San Antonio vs Utah (Twice)            |
| Steals                  | 6,  | 03/04/2017, | San Antonio vs Minnesota               |
| Turnovers               | 7,  | 12/20/2016, | San Antonio at Houston                 |
| Blocked Shots           | 3,  | 01/10/2017, | San Antonio vs Milwaukee (Twice)       |
| Points                  | 41, | 01/21/2017, | San Antonio at Cleveland               |

Kawhi Leonard / San Antonio Spurs / Career Regular Season Single-Game Highs

|                         |     |             |                                     |
|-------------------------|-----|-------------|-------------------------------------|
| Minutes                 | 46, | 01/21/2017, | San Antonio at Cleveland            |
| Field Goals             | 15, | 01/21/2017, | San Antonio at Cleveland            |
| Field Goal Attempts     | 30, | 01/21/2017, | San Antonio at Cleveland            |
| Three-Point Field Goals | 7,  | 12/03/2015, | San Antonio at Memphis              |
| Three-Point Attempts    | 10, | 01/07/2017, | San Antonio vs Charlotte (3 times)  |
| Free Throws             | 15, | 10/25/2016, | San Antonio at Golden State         |
| Free Throw Attempts     | 15, | 10/25/2016, | San Antonio at Golden State (Twice) |
| Offensive Rebounds      | 7,  | 01/21/2012, | San Antonio at Houston              |
| Defensive Rebounds      | 12, | 04/04/2017, | San Antonio vs Memphis (5 times)    |
| Rebounds                | 16, | 04/10/2014, | San Antonio at Dallas               |
| Assists                 | 7,  | 04/02/2017, | San Antonio vs Utah (5 times)       |
| Steals                  | 7,  | 04/05/2015, | San Antonio vs Golden State         |
| Turnovers               | 7,  | 12/20/2016, | San Antonio at Houston              |
| Blocked Shots           | 6,  | 12/14/2014, | San Antonio at Denver               |
| Points                  | 41, | 01/21/2017, | San Antonio at Cleveland            |

Kawhi Leonard / San Antonio Spurs / Career Postseason Single-Game Highs

|                         |     |             |  |
|-------------------------|-----|-------------|--|
| Minutes                 | 46, | 06/18/2013, | San Antonio at Miami                   |
| Field Goals             | 13, | 04/24/2015, | San Antonio vs L.A. Clippers           |
| Field Goal Attempts     | 23, | 05/12/2016, | San Antonio at Oklahoma City           |
| Three-Point Field Goals | 6,  | 04/22/2016, | San Antonio at Memphis                 |
| Three-Point Attempts    | 9,  | 04/22/2016, | San Antonio at Memphis                 |
| Free Throws             | 10, | 05/06/2016, | San Antonio at Oklahoma City           |
| Free Throw Attempts     | 14, | 05/06/2016, | San Antonio at Oklahoma City           |
| Offensive Rebounds      | 8,  | 06/09/2013, | San Antonio at Miami                   |
| Defensive Rebounds      | 12, | 06/20/2013, | San Antonio at Miami                   |
| Rebounds                | 16, | 06/20/2013, | San Antonio at Miami                   |
| Assists                 | 5,  | 05/12/2016, | San Antonio at Oklahoma City (3 times) |
| Steals                  | 5,  | 05/10/2016, | San Antonio vs Oklahoma City (4 times) |
| Turnovers               | 5,  | 04/26/2014, | San Antonio at Dallas                  |
| Blocked Shots           | 5,  | 04/22/2016, | San Antonio at Memphis                 |
| Points                  | 32, | 04/22/2016, | San Antonio at Memphis (Twice)         |

## PATTY MILLS

### Patty Mills / San Antonio Spurs / 2016-2017 Regular Season Single-Game Highs

|                         |    |            |                                       |
|-------------------------|----|------------|---------------------------------------|
| Minutes                 | 37 | 03/15/2017 | San Antonio vs Portland (Twice)       |
| Field Goals             | 9  | 11/30/2016 | San Antonio at Dallas                 |
| Field Goal Attempts     | 15 | 01/24/2017 | San Antonio at Toronto                |
| Three-Point Field Goals | 5  | 03/11/2017 | San Antonio vs Golden State (3 times) |
| Three-Point Attempts    | 9  | 03/03/2017 | San Antonio at New Orleans            |
| Free Throws             | 5  | 11/25/2016 | San Antonio at Boston                 |
| Free Throw Attempts     | 5  | 03/29/2017 | San Antonio vs Golden State (3 times) |
| Offensive Rebounds      | 2  | 01/21/2017 | San Antonio at Cleveland (Twice)      |
| Defensive Rebounds      | 7  | 01/29/2017 | San Antonio vs Dallas                 |
| Rebounds                | 8  | 01/29/2017 | San Antonio vs Dallas                 |
| Assists                 | 10 | 03/08/2017 | San Antonio vs Sacramento (Twice)     |
| Steals                  | 4  | 10/25/2016 | San Antonio at Golden State           |
| Turnovers               | 4  | 03/25/2017 | San Antonio vs New York (3 times)     |
| Blocked Shots           | 1  | 03/23/2017 | San Antonio vs Memphis (3 times)      |
| Points                  | 23 | 12/23/2016 | San Antonio at Portland (Twice)       |

### Patty Mills / San Antonio Spurs / Career Regular Season Single-Game Highs (Games with all teams)

|                         |    |            |                                    |
|-------------------------|----|------------|------------------------------------|
| Minutes                 | 43 | 04/26/2012 | San Antonio at Golden State        |
| Field Goals             | 14 | 04/26/2012 | San Antonio at Golden State        |
| Field Goal Attempts     | 26 | 02/19/2014 | San Antonio at Portland            |
| Three-Point Field Goals | 6  | 02/21/2016 | San Antonio at Phoenix (3 times)   |
| Three-Point Attempts    | 11 | 02/06/2016 | San Antonio vs L.A. Lakers (Twice) |
| Free Throws             | 8  | 02/08/2014 | San Antonio at Charlotte           |
| Free Throw Attempts     | 9  | 02/08/2014 | San Antonio at Charlotte           |
| Offensive Rebounds      | 4  | 02/10/2016 | San Antonio at Orlando             |
| Defensive Rebounds      | 8  | 03/06/2014 | San Antonio vs Miami               |
| Rebounds                | 10 | 03/06/2014 | San Antonio vs Miami               |
| Assists                 | 12 | 04/26/2012 | San Antonio at Golden State        |
| Steals                  | 5  | 01/02/2011 | Portland vs Houston                |
| Turnovers               | 5  | 12/28/2014 | San Antonio vs Houston             |
| Blocked Shots           | 2  | 01/28/2014 | San Antonio at Houston             |
| Points                  | 34 | 04/26/2012 | San Antonio at Golden State        |

### Patty Mills / San Antonio Spurs / Career Regular Season Single-Game Highs (With this team only)

|                         |    |            |                                       |
|-------------------------|----|------------|---------------------------------------|
| Minutes                 | 43 | 04/26/2012 | San Antonio at Golden State           |
| Field Goals             | 14 | 04/26/2012 | San Antonio at Golden State           |
| Field Goal Attempts     | 26 | 02/19/2014 | San Antonio at Portland               |
| Three-Point Field Goals | 6  | 02/21/2016 | San Antonio at Phoenix (3 times)      |
| Three-Point Attempts    | 11 | 02/06/2016 | San Antonio vs L.A. Lakers (Twice)    |
| Free Throws             | 8  | 02/08/2014 | San Antonio at Charlotte              |
| Free Throw Attempts     | 9  | 02/08/2014 | San Antonio at Charlotte              |
| Offensive Rebounds      | 4  | 02/10/2016 | San Antonio at Orlando                |
| Defensive Rebounds      | 8  | 03/06/2014 | San Antonio vs Miami                  |
| Rebounds                | 10 | 03/06/2014 | San Antonio vs Miami                  |
| Assists                 | 12 | 04/26/2012 | San Antonio at Golden State           |
| Steals                  | 4  | 10/25/2016 | San Antonio at Golden State (4 times) |
| Turnovers               | 5  | 12/28/2014 | San Antonio vs Houston                |
| Blocked Shots           | 2  | 01/28/2014 | San Antonio at Houston                |
| Points                  | 34 | 04/26/2012 | San Antonio at Golden State           |

### Patty Mills / San Antonio Spurs / Career Postseason Single-Game Highs (Games with all teams)

|                         |    |            |  |
|-------------------------|----|------------|--|
| Minutes                 | 26 | 05/14/2014 | San Antonio vs Portland                |
| Field Goals             | 8  | 05/14/2014 | San Antonio vs Portland                |
| Field Goal Attempts     | 17 | 05/14/2014 | San Antonio vs Portland                |
| Three-Point Field Goals | 5  | 06/15/2014 | San Antonio vs Miami                   |
| Three-Point Attempts    | 8  | 06/15/2014 | San Antonio vs Miami                   |
| Free Throws             | 6  | 04/22/2015 | San Antonio at L.A. Clippers           |
| Free Throw Attempts     | 6  | 04/22/2015 | San Antonio at L.A. Clippers           |
| Offensive Rebounds      | 1  | 05/02/2015 | San Antonio at L.A. Clippers (9 times) |
| Defensive Rebounds      | 5  | 05/21/2014 | San Antonio vs Oklahoma City           |
| Rebounds                | 5  | 05/21/2014 | San Antonio vs Oklahoma City           |
| Assists                 | 4  | 06/10/2014 | San Antonio at Miami                   |
| Steals                  | 3  | 05/31/2014 | San Antonio at Oklahoma City (Twice)   |
| Turnovers               | 2  | 05/12/2016 | San Antonio at Oklahoma City (6 times) |
| Blocked Shots           | 1  | 05/14/2014 | San Antonio vs Portland                |
| Points                  | 18 | 04/22/2015 | San Antonio at L.A. Clippers (Twice)   |

### Patty Mills / San Antonio Spurs / Career Postseason Single-Game Highs (With this team only)

|                         |    |            |  |
|-------------------------|----|------------|--|
| Minutes                 | 26 | 05/14/2014 | San Antonio vs Portland                |
| Field Goals             | 8  | 05/14/2014 | San Antonio vs Portland                |
| Field Goal Attempts     | 17 | 05/14/2014 | San Antonio vs Portland                |
| Three-Point Field Goals | 5  | 06/15/2014 | San Antonio vs Miami                   |
| Three-Point Attempts    | 8  | 06/15/2014 | San Antonio vs Miami                   |
| Free Throws             | 6  | 04/22/2015 | San Antonio at L.A. Clippers           |
| Free Throw Attempts     | 6  | 04/22/2015 | San Antonio at L.A. Clippers           |
| Offensive Rebounds      | 1  | 05/02/2015 | San Antonio at L.A. Clippers (9 times) |
| Defensive Rebounds      | 5  | 05/21/2014 | San Antonio vs Oklahoma City           |
| Rebounds                | 5  | 05/21/2014 | San Antonio vs Oklahoma City           |
| Assists                 | 4  | 06/10/2014 | San Antonio at Miami                   |
| Steals                  | 3  | 05/31/2014 | San Antonio at Oklahoma City (Twice)   |
| Turnovers               | 2  | 05/12/2016 | San Antonio at Oklahoma City (6 times) |
| Blocked Shots           | 1  | 05/14/2014 | San Antonio vs Portland                |
| Points                  | 18 | 04/22/2015 | San Antonio at L.A. Clippers (Twice)   |



# 2016-17 REGULAR SEASON HIGHS & PLAYOFF CAREER HIGHS



## **DEJOUNTE MURRAY**

Dejounte Murray / San Antonio Spurs / 2016-2017 Regular Season Single-Game Highs

|                         |     |             |  |
|-------------------------|-----|-------------|--|
| Minutes                 | 34, | 01/19/2017, | San Antonio vs Denver                  |
| Field Goals             | 7,  | 01/21/2017, | San Antonio at Cleveland (Twice)       |
| Field Goal Attempts     | 11, | 01/19/2017, | San Antonio vs Denver                  |
| Three-Point Field Goals | 3,  | 01/19/2017, | San Antonio vs Denver                  |
| Three-Point Attempts    | 5,  | 01/19/2017, | San Antonio vs Denver                  |
| Free Throws             | 7,  | 01/19/2017, | San Antonio vs Denver                  |
| Free Throw Attempts     | 7,  | 01/19/2017, | San Antonio vs Denver                  |
| Offensive Rebounds      | 1,  | 03/09/2017, | San Antonio at Oklahoma City (6 times) |
| Defensive Rebounds      | 5,  | 03/09/2017, | San Antonio at Oklahoma City (Twice)   |
| Rebounds                | 6,  | 03/09/2017, | San Antonio at Oklahoma City (Twice)   |
| Assists                 | 6,  | 03/01/2017, | San Antonio vs Indiana                 |
| Steals                  | 1,  | 03/08/2017, | San Antonio vs Sacramento (8 times)    |
| Turnovers               | 4,  | 01/03/2017, | San Antonio vs Toronto (Twice)         |
| Blocked Shots           | 2,  | 01/03/2017, | San Antonio vs Toronto                 |
| Points                  | 24, | 01/19/2017, | San Antonio vs Denver                  |

Dejounte Murray / San Antonio Spurs / Career Regular Season Single-Game Highs

|                         |     |             |  |
|-------------------------|-----|-------------|--|
| Minutes                 | 34, | 01/19/2017, | San Antonio vs Denver                  |
| Field Goals             | 7,  | 01/21/2017, | San Antonio at Cleveland (Twice)       |
| Field Goal Attempts     | 11, | 01/19/2017, | San Antonio vs Denver                  |
| Three-Point Field Goals | 3,  | 01/19/2017, | San Antonio vs Denver                  |
| Three-Point Attempts    | 5,  | 01/19/2017, | San Antonio vs Denver                  |
| Free Throws             | 7,  | 01/19/2017, | San Antonio vs Denver                  |
| Free Throw Attempts     | 7,  | 01/19/2017, | San Antonio vs Denver                  |
| Offensive Rebounds      | 1,  | 03/09/2017, | San Antonio at Oklahoma City (6 times) |
| Defensive Rebounds      | 5,  | 03/09/2017, | San Antonio at Oklahoma City (Twice)   |
| Rebounds                | 6,  | 03/09/2017, | San Antonio at Oklahoma City (Twice)   |
| Assists                 | 6,  | 03/01/2017, | San Antonio vs Indiana                 |
| Steals                  | 1,  | 03/08/2017, | San Antonio vs Sacramento (8 times)    |
| Turnovers               | 4,  | 01/03/2017, | San Antonio vs Toronto (Twice)         |
| Blocked Shots           | 2,  | 01/03/2017, | San Antonio vs Toronto                 |
| Points                  | 24, | 01/19/2017, | San Antonio vs Denver                  |

# **TONY PARKER**

## Tony Parker / San Antonio Spurs / 2016-2017 Regular Season Single-Game Highs

|                         |   |
|-------------------------|---|
| Minutes                 | 33, 01/10/2017, San Antonio vs Milwaukee (Twice)  |
| Field Goals             | 10, 01/05/2017, San Antonio at Denver (3 times)   |
| Field Goal Attempts     | 18, 01/01/2017, San Antonio at Atlanta            |
| Three-Point Field Goals | 3, 03/06/2017, San Antonio vs Houston             |
| Three-Point Attempts    | 6, 03/06/2017, San Antonio vs Houston             |
| Free Throws             | 7, 04/02/2017, San Antonio vs Utah                |
| Free Throw Attempts     | 9, 04/02/2017, San Antonio vs Utah                |
| Offensive Rebounds      | 2, 12/18/2016, San Antonio vs New Orleans         |
| Defensive Rebounds      | 6, 01/31/2017, San Antonio vs Oklahoma City       |
| Rebounds                | 6, 01/31/2017, San Antonio vs Oklahoma City       |
| Assists                 | 12, 02/10/2017, San Antonio at Detroit            |
| Steals                  | 3, 02/04/2017, San Antonio vs Denver              |
| Turnovers               | 4, 04/02/2017, San Antonio vs Utah (3 times)      |
| Blocked Shots           | 1, 01/27/2017, San Antonio at New Orleans (Twice) |
| Points                  | 22, 01/01/2017, San Antonio at Atlanta            |

## Tony Parker / San Antonio Spurs / Career Regular Season Single-Game Highs

|                         |   |
|-------------------------|---|
| Minutes                 | 53, 04/09/2005, San Antonio at L.A. Clippers        |
| Field Goals             | 22, 11/05/2008, San Antonio at Minnesota            |
| Field Goal Attempts     | 36, 11/05/2008, San Antonio at Minnesota            |
| Three-Point Field Goals | 4, 10/28/2014, San Antonio vs Dallas (7 times)      |
| Three-Point Attempts    | 8, 03/21/2003, San Antonio vs Minnesota (Twice)     |
| Free Throws             | 14, 03/17/2007, San Antonio vs Boston               |
| Free Throw Attempts     | 17, 11/25/2009, San Antonio vs Golden State (Twice) |
| Offensive Rebounds      | 3, 12/03/2015, San Antonio at Memphis (7 times)     |
| Defensive Rebounds      | 12, 12/10/2012, San Antonio at Houston              |
| Rebounds                | 12, 12/10/2012, San Antonio at Houston              |
| Assists                 | 17, 01/23/2012, San Antonio at New Orleans          |
| Steals                  | 6, 03/03/2004, San Antonio vs Seattle               |
| Turnovers               | 8, 03/25/2011, San Antonio at Portland              |
| Blocked Shots           | 2, 03/21/2016, San Antonio at Charlotte (5 times)   |
| Points                  | 55, 11/05/2008, San Antonio at Minnesota            |

## Tony Parker / San Antonio Spurs / Career Postseason Single-Game Highs

|                         |  |
|-------------------------|--|
| Minutes                 | 51, 04/19/2008, San Antonio vs Phoenix                 |
| Field Goals             | 18, 04/25/2009, San Antonio at Dallas                  |
| Field Goal Attempts     | 29, 04/25/2009, San Antonio at Dallas                  |
| Three-Point Field Goals | 4, 04/25/2004, San Antonio at Memphis (3 times)        |
| Three-Point Attempts    | 6, 05/06/2016, San Antonio at Oklahoma City (5 times)  |
| Free Throws             | 13, 04/29/2008, San Antonio vs Phoenix                 |
| Free Throw Attempts     | 16, 04/17/2011, San Antonio vs Memphis (Twice)         |
| Offensive Rebounds      | 4, 05/07/2010, San Antonio vs Phoenix                  |
| Defensive Rebounds      | 8, 05/06/2016, San Antonio at Oklahoma City            |
| Rebounds                | 10, 05/21/2008, San Antonio at L.A. Lakers             |
| Assists                 | 18, 05/21/2013, San Antonio vs Memphis                 |
| Steals                  | 4, 04/25/2009, San Antonio at Dallas                   |
| Turnovers               | 7, 05/25/2013, San Antonio at Memphis (5 times)        |
| Blocked Shots           | 1, 05/10/2016, San Antonio vs Oklahoma City (19 times) |
| Points                  | 43, 04/25/2009, San Antonio at Dallas                  |

# 2016-17 REGULAR SEASON HIGHS & PLAYOFF CAREER HIGHS



## **JONATHON SIMMONS**

Jonathon Simmons / San Antonio Spurs / 2016-2017 Regular Season Single-Game Highs

|                         |   |
|-------------------------|---|
| Minutes                 | 38, 04/07/2017, San Antonio at Dallas                 |
| Field Goals             | 8, 10/25/2016, San Antonio at Golden State            |
| Field Goal Attempts     | 19, 04/07/2017, San Antonio at Dallas                 |
| Three-Point Field Goals | 3, 04/05/2017, San Antonio vs L.A. Lakers (Twice)     |
| Three-Point Attempts    | 5, 04/07/2017, San Antonio at Dallas (3 times)        |
| Free Throws             | 7, 12/30/2016, San Antonio vs Portland                |
| Free Throw Attempts     | 8, 12/30/2016, San Antonio vs Portland                |
| Offensive Rebounds      | 2, 01/31/2017, San Antonio vs Oklahoma City (Twice)   |
| Defensive Rebounds      | 5, 04/07/2017, San Antonio at Dallas (Twice)          |
| Rebounds                | 6, 01/31/2017, San Antonio vs Oklahoma City           |
| Assists                 | 5, 01/07/2017, San Antonio vs Charlotte               |
| Steals                  | 3, 03/09/2017, San Antonio at Oklahoma City (4 times) |
| Turnovers               | 4, 01/14/2017, San Antonio at Phoenix (Twice)         |
| Blocked Shots           | 2, 12/30/2016, San Antonio vs Portland (Twice)        |
| Points                  | 20, 10/25/2016, San Antonio at Golden State           |

Jonathon Simmons / San Antonio Spurs / Career Regular Season Single-Game Highs

|                         |   |
|-------------------------|---|
| Minutes                 | 38, 04/07/2017, San Antonio at Dallas                 |
| Field Goals             | 8, 10/25/2016, San Antonio at Golden State            |
| Field Goal Attempts     | 19, 04/07/2017, San Antonio at Dallas                 |
| Three-Point Field Goals | 3, 04/05/2017, San Antonio vs L.A. Lakers (Twice)     |
| Three-Point Attempts    | 5, 04/07/2017, San Antonio at Dallas (3 times)        |
| Free Throws             | 7, 12/30/2016, San Antonio vs Portland                |
| Free Throw Attempts     | 9, 04/13/2016, San Antonio at Dallas                  |
| Offensive Rebounds      | 2, 01/31/2017, San Antonio vs Oklahoma City (4 times) |
| Defensive Rebounds      | 6, 04/13/2016, San Antonio at Dallas (Twice)          |
| Rebounds                | 7, 04/13/2016, San Antonio at Dallas (Twice)          |
| Assists                 | 5, 01/07/2017, San Antonio vs Charlotte               |
| Steals                  | 3, 03/09/2017, San Antonio at Oklahoma City (4 times) |
| Turnovers               | 5, 11/27/2015, San Antonio at Denver                  |
| Blocked Shots           | 2, 12/30/2016, San Antonio vs Portland (Twice)        |
| Points                  | 20, 10/25/2016, San Antonio at Golden State           |

Jonathon Simmons / San Antonio Spurs / Career Postseason Single-Game Highs

|                         |   |
|-------------------------|---|
| Minutes                 | 15, 04/24/2016, San Antonio at Memphis          |
| Field Goals             | 3, 04/24/2016, San Antonio at Memphis           |
| Field Goal Attempts     | 6, 04/24/2016, San Antonio at Memphis           |
| Three-Point Field Goals | 1, 04/24/2016, San Antonio at Memphis (Twice)   |
| Three-Point Attempts    | 2, 04/17/2016, San Antonio vs Memphis           |
| Free Throws             | 1, 04/24/2016, San Antonio at Memphis           |
| Free Throw Attempts     | 2, 04/24/2016, San Antonio at Memphis           |
| Offensive Rebounds      | 2, 04/24/2016, San Antonio at Memphis           |
| Defensive Rebounds      | 1, 04/24/2016, San Antonio at Memphis           |
| Rebounds                | 3, 04/24/2016, San Antonio at Memphis           |
| Assists                 | 1, 04/24/2016, San Antonio at Memphis (Twice)   |
| Steals                  | 1, 04/24/2016, San Antonio at Memphis (Twice)   |
| Turnovers               | 1, 04/17/2016, San Antonio vs Memphis           |
| Blocked Shots           | 0, 04/24/2016, San Antonio at Memphis (3 times) |
| Points                  | 8, 04/24/2016, San Antonio at Memphis           |



# SPURS SEASON RECAP

## SPURS SNAPSHOT

**THAT'S A WRAP:** The Spurs went 61-21 this season, **equaling their fourth-best single season record in franchise history**, and have now won at least 61 games six times in Spurs history. San Antonio finished **second in the league** behind Golden State (67-15).

| BEST SPURS SINGLE SEASON RECORDS |                  |
|----------------------------------|------------------|
| RECORD                           | SEASONS          |
| 67-15                            | 2015-16          |
| 63-19                            | 2005-06          |
| 62-20                            | 2013-14, 1994-95 |
| 61-21                            | 2016-17, 2010-11 |

**BEST 20-YEAR STRETCH IN NBA HISTORY:** Through the 2016-17 season, the Spurs have compiled the **best winning percentage and most wins over any 20-year stretch in NBA history**. San Antonio also holds **four of the top five 20-year winning percentages**.

| BEST RECORDS OVER A 20-SEASON SPAN IN NBA HISTORY |       |        |           |                 |
|---|-------|--------|-----------|-----------------|
| TEAM  | WINS  | LOSSES | WINNING % | SEASONS         |
| San Antonio Spurs                                 | 1,133 | 459    | .712      | 1997/98-2016/17 |
| Boston Celtics                                    | 1,088 | 501    | .685      | 1956/57-1975/76 |
| Los Angeles Lakers                                | 1,086 | 522    | .675      | 1982/83-2001/02 |

\*Does not include repeated teams

**HISTORICALLY HOT:** Winning their 50th game this year on 3/8 vs. Sacramento, the Spurs secured their **20th-straight season with a winning percentage of over 60%**, which stands alone as the **most consecutive years with a 60% winning percentage in all of the four major sports**. In addition, no other NBA team in history has had more than 12-straight seasons with over 60% winning percentage (Celtics 1956-57 to 1967-68 and Lakers 1979-80 to 1990-91). Here is a look at the records in each sport:

| MOST CONSECUTIVE YEARS w/ .600+ WIN PCT -- ALL-TIME IN 4 MAJOR SPORTS |                     |                     |                    |
|---|---------------------|---------------------|--------------------|
| LEAGUE  | FRANCHISE           | CONSECUTIVE SEASONS | YEARS              |
| NBA   | SAN ANTONIO SPURS   | 20                  | 1997-98 to 2016-17 |
| NHL   | Montreal Canadiens  | 16                  | 1967-68 to 1982-83 |
| NFL   | San Francisco 49ers | 16                  | 1983 to 1998       |
| MLB   | New York Yankees    | 11                  | 1946-47 to 1956-57 |

**COMEBACK KIDS:** The Spurs are 22-12 this season when they are behind at the half, which gives them the second-most such wins in a single season in NBA history.

| MOST NBA SINGLE SEASON WINS WHEN TRAILING AT HALFTIME (since 1954) |         |      |
|--|---------|------|
| TEAM   | SEASON  | WINS |
| 1. Philadelphia 76ers  | 1983-84 | 23   |
| 2. San Antonio Spurs   | 2016-17 | 22   |
| 3. Seattle SuperSonics   | 1995-96 | 21   |

**KAWHITE AMAZING:** The game on 4/12 at Utah marked 2017 All-Star starter Kawhi Leonard's **108th straight game in double figures**, which is the longest streak by a Spur since David Robinson in 1996. He is also the **only player in NBA history besides Michael Jordan** in 1991 to average over 25 points and less than 2.5 turnovers per game while holding at least a 30% usage percentage and 60% true shooting percentage. Leonard has also hit more three-pointers this season (147) than any other in his career (129 in 2015-16). In the 3/1 win vs. Indiana, the San Diego State product scored his 6,000th point to become the **sixth fastest Spur** to do so (378 games) behind George Gervin (227), David Robinson (246), Tim Duncan (275), Larry Kenon (278) and Alvin Robertson (375). Additionally, Leonard is the **first Spur to average 25 points or more since Tim Duncan in 2001-02** (25.5 ppg) and just the **fourth Spur to ever accomplish the feat** (George Gervin, David Robinson). In the victory over the 76ers on 2/8, Kawhi Leonard dished out his 800th career assist, making him just **one of seven Spurs to ever record at least 800 assists and 250 blocks**.

| SPURS LONGEST STREAKS OF DOUBLE DIGIT GAMES |                   |       |
|---|-------------------|-------|
| PLAYER                                      | DATE RANGE        | GAMES |
| George Gervin                               | 11/21/78-12/16/83 | 406   |
| David Robinson                              | 3/16/94-3/4/96    | 157   |
| Kawhi Leonard                               | 1/14/16-present   | 108   |

### TEAM TIP-INS:

- San Antonio **leads the league in three-point percentage (.391)**. This is also gives them the fifth-best long-range average on the season in Spurs history as the best is when they went .407 from beyond the arc in 2000-01.
- The Spurs have the **best defensive rating in the league** (100.9) and **second best net rating** (7.9) behind Golden State.
- The Silver and Black bench has **outscored the opposing reserves in 22 of the last 27 games**.
- The Spurs are **9-2 against the four other Top 5 teams** this season (Golden State, Houston, Cleveland, Boston).
- San Antonio finished out the regular season with 30 wins on the road, the **most the Spurs have ever logged in a single season** and the **fifth best road record in league history**.
- The Spurs and the Warriors each have at least 30 wins at home and another 30 wins on the road, which is the **first time in NBA history** that two teams have done so and just second time that two teams have logged at least 30 road wins in the same season.

# SPURS POSTSEASON NOTES



## SPURS POSTSEASON NOTES

**DOMINANT IN THE POST(SEASON):** With a win vs. Minnesota on 3/4, **San Antonio clinched a playoff berth for the 20th consecutive season**, which is the **longest active streak in the NBA**, the second-longest being Atlanta with 9. The Silver and Black are now **tied for third all-time in NBA history** for consecutive playoff appearances. The Spurs now own the **longest active streak of playoff appearances across all four major U.S. sports.**

| NBA ALL-TIME PLAYOFF APPEARANCES        |                     |                     |                                 |
|---|---------------------|---------------------|---------------------------------|
| TEAM                                    | YEARS               | CONSECUTIVE SEASONS | NBA TITLES                      |
| Syracuse Nationals / Philadelphia 76ers | 1950-1963/1964-1971 | 22                  | 2 (1955, 67)                    |
| Portland Trailblazers                   | 1983-2003           | 21                  | -                               |
| <b>San Antonio Spurs</b>                | <b>1998-2017</b>    | <b>20</b>           | <b>5 (1999, 03, 05, 07, 14)</b> |
| Utah Jazz                               | 1984-2003           | 20                  | -                               |

| LONGEST ACTIVE PLAYOFF STREAKS IN EACH MAJOR U.S. SPORT |  |           |
|---|--|-----------|
| LEAGUE  | FRANCHISE                              | YEARS     |
| <b>NBA</b>  | <b>San Antonio Spurs</b>               | <b>20</b> |
| NHL   | Pittsburgh Penguins                    | 11        |
| NFL   | Green Bay Packers/New England Patriots | 8         |
| MLB   | Los Angeles Dodgers                    | 4         |

**PLAYOFF SUCCESS:** The Spurs currently own the **fourth-best overall winning percentage** in the playoffs. In the last 20 years, the Spurs have **won the most postseason games** and are tied with the Lakers for the most NBA Championships during that time frame (5).

| TOP 5 ALL-TIME PLAYOFF WIN PERCENTAGE |                       |
|---------------------------------------|-----------------------|
| 1. Los Angeles Lakers                 | .597 (440-297)        |
| 2. Boston Celtics                     | .570 (346-261)        |
| 3. Miami Heat                         | .564 (123-95)         |
| <b>4. San Antonio Spurs</b>           | <b>.560 (210-165)</b> |
| 5. Chicago Bulls                      | .544 (184-154)        |

| MOST NBA PLAYOFF WINS IN LAST 20 YEARS |               |             |
|--|---------------|-------------|
| TEAM                                   | RECORD        | PERCENTAGE  |
| <b>1. San Antonio Spurs</b>            | <b>158-98</b> | <b>.617</b> |
| 2. Los Angeles Lakers                  | 133-85        | .610        |
| 3. Miami Heat                          | 113-77        | .595        |

**POSTSEASON PACESETTERS:** With their **37th playoff berth in their 40-year NBA history** since joining the league in 1976, the **Spurs own the most postseason appearances since they entered the NBA.** The Silver and Black have made an appearance in the **postseason all but four seasons** (1983-84, 1986-87, 1988-89 and 1996-97 are the only seasons the Spurs have not made the playoffs) since joining the National Basketball Association.

| TEAM          | SEASONS   | PLAYOFF APPEARANCES | DIVISION TITLES | NBA TITLES |
|---------------|-----------|---------------------|-----------------|------------|
| <b>SPURS</b>  | <b>40</b> | <b>37 (.925)</b>    | <b>22</b>       | <b>5</b>   |
| Lakers        | 40        | 35 (.875)           | 19              | 10         |
| Trail Blazers | 40        | 31 (.775)           | 4               | -          |

**HOME COURT HOLDING:** Since moving to the AT&T Center in 2002, the San Antonio Spurs are 77-27 (.740) in home playoff games, giving them the most such wins by any team in the league since that year.

| MOST POSTSEASON WINS AT HOME SINCE 2002-03 SEASON |           |                |
|---|-----------|----------------|
| TEAM-ARENA  | GAMES WON | WIN PERCENTAGE |
| <b>San Antonio Spurs – AT&amp;T Center</b>        | <b>77</b> | <b>.740</b>    |
| Miami Heat – American Airlines Arena              | 69        | .784           |
| Los Angeles Lakers – STAPLES Center               | 54        | .771           |

**POP IN THE POSTSEASON:** During the 2015-16 playoff run, Spurs Head Coach **Gregg Popovich became just the third coach in NBA history to reach 150 career postseason wins.** Popovich currently ranks third all-time, behind Phil Jackson and Pat Riley, while having the most playoff wins among active coaches.

| ALL-TIME PLAYOFF WINS - COACHES |            |                |
|---------------------------------|------------|----------------|
| COACH                           | WINS       | WIN PERCENTAGE |
| 1. Phil Jackson                 | 229        | .688           |
| 2. Pat Riley                    | 171        | .606           |
| <b>3. Gregg Popovich</b>        | <b>158</b> | <b>.617</b>    |
| 4. Larry Brown                  | 100        | .518           |
| 5. Red Auerbach                 | 99         | .589           |





# SPURS POSTSEASON NOTES

## SPURS POSTSEASON NOTES

**PLAYER-COACH COMBO:** San Antonio holds the **Top-3 spots all-time for the most wins by a player-coach duo in NBA postseason history**, with current Spurs Tony Parker and Manu Ginobili in second and third place, respectively.

| TEAM                     | PLAYER               | COACH                 | GAMES WON  |
|--------------------------|----------------------|-----------------------|------------|
| San Antonio Spurs        | Tim Duncan           | Gregg Popovich        | 157        |
| <b>San Antonio Spurs</b> | <b>Tony Parker</b>   | <b>Gregg Popovich</b> | <b>131</b> |
| <b>San Antonio Spurs</b> | <b>Manu Ginobili</b> | <b>Gregg Popovich</b> | <b>126</b> |
| L.A. Lakers              | Kobe Bryant          | Phil Jackson          | 118        |
| L.A. Lakers              | Derek Fisher         | Phil Jackson          | 112        |

**FINALS MVP APLENTY:** The Spurs played in the 2016 NBA Playoffs with **three NBA Finals MVPs in Tim Duncan, Tony Parker and Kawhi Leonard**, making San Antonio the **first team to start the postseason with three Finals MVPs since the 1988-89 Lakers** (Johnson, Abdul-Jabbar, Worthy). Duncan has three different Finals MVP awards (1999, 2003, 2005), while Parker (2007) and Leonard (2014) each have one.

**PLAYOFF POINT GUARD:** Tony Parker is currently **second in the NBA's all-time postseason scoring** among point guards. He also ranks **fifth in assists** (1,112), **seventh in games played** (213) and **tenth in points scored** (3,885) on the league's all-time postseason lists.

| MOST POINTS SCORED BY POINT GUARDS IN POSTSEASON HISTORY |              |              |             |
|--|--------------|--------------|-------------|
| PLAYER   | GAMES PLAYED | TOTAL POINTS | PPG         |
| Jerry West   | 153          | 4,457        | 29.1        |
| <b>Tony Parker</b>                                       | <b>213</b>   | <b>3,885</b> | <b>18.2</b> |
| Magic Johnson  | 190          | 3,701        | 19.5        |

**MANU THE MARKSMAN:** Manu Ginobili is one of only nine players in NBA postseason history (Kobe Bryant, Scottie Pippen, Magic Johnson, Michael Jordan, Larry Bird, LeBron James, Dwyane Wade, Clyde Drexler) and the **only Spurs player in franchise history** with at least **2,500 points** (2,903), **800 rebounds** (820), **700 assists** (772) and **250 steals** (269) in the playoffs. Last postseason, **Ginobili passed Kobe Bryant for third all-time in postseason three-point field goals in Game 1 of the 2015 Western Conference First Round at L.A. Clippers on 4/19/15**. The three-pointer was the **293<sup>rd</sup> career triple** for Ginobili in the playoffs.

| ALL-TIME POSTSEASON 3-PT LEADERS |                    |
|----------------------------------|--------------------|
| PLAYER                           | CAREER PLAYOFF 3FG |
| 1. Ray Allen                     | 385                |
| 2. Reggie Miller                 | 320                |
| <b>3. Manu Ginobili</b>          | <b>309</b>         |

**SPURS SPARKPLUG:** Since the San Antonio Spurs joined the NBA in 1976, **no other player in the NBA has scored more points off the bench in the postseason than Manu Ginobili**. Of the 197 postseason games he's appeared in, Ginobili has come off the bench 145 times and scored 1,878 points in those appearances.

| MOST POINTS SCORED OFF THE BENCH IN PLAYOFFS SINCE 1976 |              |
|---|--------------|
| PLAYERS   | BENCH POINTS |
| <b>Manu Ginobili</b>                                    | <b>1,878</b> |
| Vinnie Johnson  | 1,288        |
| Eddie Johnson   | 964          |

**ROAD WARRIOR:** In the 2015-16 postseason, Spurs forward **Kawhi Leonard ranked fifth in the NBA in road scoring**. In five games away from San Antonio, Leonard **averaged 25.4 points per game**, while also **ranking second in the league in steals** (2.5 spg), and **fifth in blocks** (1.60 bpg). Here's a look at Leonard's five road playoff games in 2016:

| KAWHI LEONARD 2016 ROAD PLAYOFF AVERAGES |      |      |       |       |       |     |     |     |     |     |      |     |      |      |
|--|------|------|-------|-------|-------|-----|-----|-----|-----|-----|------|-----|------|------|
| GAMES                                    | DATE | MIN  | FGM-A | 3FG-A | FT-A  | OR  | DR  | TOT | A   | PF  | ST   | TO  | BS   | PTS  |
| Game 6 at OKC                            | 5/12 | 37   | 9-23  | 1-4   | 3-4   | 3   | 6   | 9   | 5   | 3   | 3    | 1   | 0    | 22   |
| Game 4 at OKC                            | 5/8  | 40   | 7-19  | 0-4   | 7-7   | 2   | 4   | 6   | 2   | 2   | 4    | 4   | 0    | 21   |
| Game 3 at OKC                            | 5/6  | 39   | 9-17  | 3-4   | 10-14 | 2   | 9   | 11  | 3   | 3   | 1    | 3   | 1    | 31   |
| Game 4 at MEM                            | 4/24 | 28   | 6-10  | 2-3   | 7-7   | 3   | 4   | 7   | 4   | 1   | 1    | 2   | 2    | 21   |
| Game 3 at MEM                            | 4/22 | 42   | 11-22 | 6-9   | 4-5   | 1   | 6   | 7   | 2   | 0   | 4    | 0   | 5    | 32   |
| TOTALS                                   | ---  | 186  | 42-91 | 12-24 | 31-37 | 11  | 29  | 40  | 16  | 9   | 13   | 10  | 8    | 127  |
| AVERAGES                                 | ---  | 37.4 | .462  | .500  | .838  | 2.2 | 5.8 | 8.0 | 3.2 | 1.8 | 2.60 | 2.0 | 1.60 | 25.4 |



## SPURS 2016-17 TEAM NOTES

**SUSTAINING SUCCESS:** Since the Spurs joined the NBA in 1976, they have **accumulated the best winning percentage in league history**. Here is a look at where they stand:

| TOP NBA WINNING PERCENTAGES |                       |              |              |              |             |
|-----------------------------|-----------------------|--------------|--------------|--------------|-------------|
| TEAM                        | YEARS(SEASONS)        | GAMES        | WINS         | LOSSES       | PERCENT     |
| <b>San Antonio Spurs</b>    | <b>1976-2016 (41)</b> | <b>3,314</b> | <b>2,067</b> | <b>1,247</b> | <b>.624</b> |
| Los Angeles Lakers          | 1948-2016 (69)        | 5,451        | 3,261        | 2,190        | .598        |
| Boston Celtics              | 1946-2016 (71)        | 5,560        | 3,274        | 2,286        | .589        |

**TOP OF THE CHARTS:** The Spurs are in their 20th season, having recorded **20 straight winning seasons** since Tim Duncan joined in the team in 1997 and compiled **the second-highest winning percentage of any team in the four major professional sports** during that time period. In that time, the Spurs have won five NBA championships and earned 12 division titles:

| TOP NBA RECORDS<br>SINCE 1997-98 (20 seasons) |              |                         | TOP RECORDS IN MAJOR SPORTS<br>SINCE 1997-98 (20 seasons) |              |                         |
|---|--------------|-------------------------|---|--------------|-------------------------|
| RANK  | TEAM         | RECORD                  | LEAGUE  | TEAM         | RECORD                  |
| <b>1</b>                                      | <b>Spurs</b> | <b>1,133-459 (.712)</b> | NFL   | Patriots     | 229-92 (.713)           |
| 2   | Mavericks    | 950-642 (.597)          | <b>NBA</b>  | <b>Spurs</b> | <b>1,133-459 (.712)</b> |
| 3   | Lakers       | 913-679 (.573)          | NHL   | Red Wings    | 863-442-72-146 (.638)   |
| 4   | Heat         | 903-689 (.567)          | MLB   | Yankees      | 1,904-1,340 (.587)      |

**LOYAL LEADER:** On 2/4 vs. Denver, Gregg Popovich collected his 1,128th win as San Antonio Spurs head coach to pass Jerry Sloan and claim **the most wins with a single franchise in NBA history**. Here is a look at his elite company:

| MOST HEAD COACH CAREER WINS WITH ONE FRANCHISE |                          |              |
|--|--------------------------|--------------|
| COACH  | TEAM                     | WINS         |
| <b>Gregg Popovich</b>                          | <b>San Antonio Spurs</b> | <b>1,150</b> |
| Jerry Sloan                                    | Utah Jazz                | 1,127        |
| Red Auerbach                                   | Boston Celtics           | 795          |
| Red Holzman                                    | New York Knicks          | 613          |
| Phil Jackson                                   | Los Angeles Lakers       | 610          |

**POP MOVING UP:** With San Antonio's 116-107 win over the Los Angeles Lakers on 11/18/16, **Spurs head coach Gregg Popovich collected his 1,099th win to pass Larry Brown for seventh place on the NBA all-time wins list**. Here is a look at where he stands in history:

| NBA COACHING ALL-TIME WINS LIST |       |                           |              |
|---------------------------------|-------|---------------------------|--------------|
| 1. Don Nelson                   | 1,335 | 6. Phil Jackson           | 1,155        |
| 2. Lenny Wilkens                | 1,332 | <b>7. Gregg Popovich*</b> | <b>1,150</b> |
| 3. Jerry Sloan                  | 1,221 | 8. Larry Brown            | 1,098        |
| 4. Pat Riley                    | 1,210 | 9. Rick Adelman           | 1,042        |
| 5. George Karl                  | 1,175 | 10. Bill Fitch            | 944          |

| FASTEST NBA COACHES TO 1,100 CAREER WINS |                     |
|--|---------------------|
| COACH                                    | GAMES TO 1,100 WINS |
| 1. Phil Jackson                          | 1,560               |
| <b>2. Gregg Popovich*</b>                | <b>1,588</b>        |
| 3. Pat Riley                             | 1,639               |

*\*Denotes active coach*

**CONSISTENT COACH:** Now in his **21st season** at the helm of the San Antonio Spurs, **Gregg Popovich is the longest tenured coach with the same team in all four major professional sports**. The three-time NBA Coach of the Year also holds the **second best winning percentage of all-time** in all 4 major sports.

| LONGEST ACTIVELY TENURED COACHES – 4 MAJOR SPORTS |                               |  |                         |
|---|-------------------------------|--|-------------------------|
| LEAGUE  | COACH – TEAM                  | TENURE                                       | REGULAR SEASON RECORD   |
| <b>NBA</b>  | <b>Gregg Popovich - Spurs</b> | <b>21<sup>st</sup> season (1996-present)</b> | <b>1,150-506 (.694)</b> |
| MLB   | Mike Scioscia – Angels        | 18 <sup>th</sup> season (2000-present)       | 1,497-1,267 (.542)      |
| NFL   | Bill Belichick – Patriots     | 17 <sup>th</sup> season (2000-present)       | 201-71 (.739)           |
| NHL   | Joel Quenneville – Blackhawks | 9 <sup>th</sup> season (2008-present)        | 412-205-83 (.648)       |

| TOP 5 BEST WINNING PERCENTAGES OF ALL-TIME – 4 MAJOR SPORTS (min 15 seasons) |                       |             |            |             |
|--|-----------------------|-------------|------------|-------------|
| LEAGUE   | COACH                 | WINS        | LOSSES     | PERCENTAGE  |
| NBA  | Phil Jackson          | 1155        | 485        | .704        |
| <b>NBA</b>   | <b>Gregg Popovich</b> | <b>1150</b> | <b>506</b> | <b>.694</b> |
| NFL  | George Halas          | 318         | 148        | .682        |
| NFL  | Don Shula             | 328         | 156        | .678        |
| NFL  | Bill Belichick        | 237         | 115        | .673        |



# SPURS TEAM NOTES

## SPURS 2016-17 TEAM NOTES

**CONSISTENT WINNING:** With the win on 2/13 at Indiana, **Spurs passed the Utah Jazz to claim the most consecutive winning seasons ever in NBA history (20)**. They also hold **second place for the longest active streak of winning seasons across the four major sports** just behind the New York Yankees (24 since 1993), and are tied with the Dallas Cowboys (1966-85) for the **sixth longest such streak in history** behind the New York Yankees (39 from 1926-64), Montreal Canadiens (32 from 1951-83), Boston Bruins (29 from 1967-96) and Detroit Red Wings (24 from 1991-16). Here is a look at NBA history:

| LONGEST STREAKS OF WINNING SEASONS IN NBA HISTORY |                          |                          |                             |
|---|--------------------------|--------------------------|-----------------------------|
| SEASONS   | TEAM                     | DATES                    | CHAMPIONSHIPS DURING STREAK |
| <b>20</b>   | <b>SAN ANTONIO SPURS</b> | <b>1997-98 – 2016-17</b> | <b>5</b>                    |
| 19  | Utah Jazz                | 1985-86 – 2003-04        | 0                           |
| 16  | Los Angeles Lakers       | 1976-77 – 1991-92        | 5                           |
| 14  | Portland Trail Blazers   | 1989-90 – 2002-03        | 0                           |
| 14  | Boston Celtics           | 1955-56 – 1968-69        | 11                          |
| 14  | Boston Celtics           | 1979-80 – 1992-93        | 3                           |

**POSTSEASON PACESETTERS:** With their **37th playoff berth in their 40-year NBA history** since joining the league in 1976, the **Spurs own the most postseason appearances since they entered the NBA**. The Silver and Black have made an appearance in the **postseason all but four seasons** (1983-84, 1986-87, 1988-89 and 1996-97 are the only seasons the Spurs have not made the playoffs) since joining the National Basketball Association.

| TEAM          | SEASONS   | PLAYOFF APPEARANCES | DIVISION TITLES | NBA TITLES |
|---------------|-----------|---------------------|-----------------|------------|
| <b>SPURS</b>  | <b>40</b> | <b>37 (.925)</b>    | <b>22</b>       | <b>5</b>   |
| Lakers        | 40        | 35 (.875)           | 19              | 10         |
| Trail Blazers | 40        | 31 (.775)           | 4               | -          |

**0 TO 60 IN 2017:** On 4/4 vs. Memphis, the **Silver and Black** earned their **seventh 60-win season in franchise history**, joining the 1994-95, 2002-03, 2005-06, 2010-11, 2013-14 and 2015-16 San Antonio teams. This is their first time to have back-to-back 60-win seasons and gives them **six of the 31 total 60-win seasons in the NBA** in the last 20 years. Gregg Popovich was at the helm for six such seasons, making him **one of three NBA coaches** with at least as many.

| NBA COACHES WITH THE MOST 60-WIN SEASONS |          |
|--|----------|
| COACH                                    | SEASONS  |
| 1t. Phil Jackson                         | 7        |
| 1t. Pat Riley                            | 7        |
| <b>3. Gregg Popovich</b>                 | <b>6</b> |

| MOST 60-WIN SEASONS IN NBA HISTORY       |          |
|--|----------|
| TEAM                                     | SEASONS  |
| 1. Boston Celtics                        | 13       |
| 2. Los Angeles Lakers/Minneapolis Lakers | 11       |
| <b>3. San Antonio Spurs</b>              | <b>7</b> |

**FIFTY-WIN FLOW:** On 3/8 vs. Sacramento, the **Spurs extended their streak of 50-or-more wins to 18 consecutive seasons**, the longest streak by any franchise in NBA history. Here's the most consecutive seasons with 50 wins:

| MOST CONSECUTIVE SEASONS WITH 50 WINS IN NBA HISTORY |                   |                    |
|--|-------------------|--------------------|
| <b>SAN ANTONIO SPURS</b>                             | <b>18 seasons</b> | <b>1999 - 2017</b> |
| Los Angeles Lakers                                   | 12 seasons        | 1979 – 1990        |
| Dallas Mavericks                                     | 11 seasons        | 2000 – 2010        |

**DIVISION DOMINANT:** With a win over Oklahoma City on 3/31, the **Spurs clinched their ninth Southwest Division title**. The Silver and Black have captured **22 overall division titles since joining the NBA in 1976**, which **ranks as the most during the time span and third-most all-time** behind only the Los Angeles Lakers (34) and Boston Celtics (30). In the 2015-16 season, San Antonio's 25-game advantage in the division was the **largest in Southwest Division history** (since 2004-05).

| MOST DIVISION TITLES SINCE 1976 |           |
|---------------------------------|-----------|
| TEAM                            | TITLES    |
| <b>San Antonio Spurs</b>        | <b>22</b> |
| Los Angeles Lakers              | 20        |
| Boston Celtics                  | 16        |



## SPURS 2016-17 TEAM NOTES

**ROAD RAGE:** This season, San Antonio gathered a 30-11 record on the road to **equal the fifth best road record in league history** and the **most wins the Spurs have ever had on the road in a single season**. The best road record is 34-7 which is held by the 2015-16 Warriors. With their victory over Philadelphia on 2/8 the Spurs **extended their streak of consecutive seasons with a winning road record to an all-time best 20 consecutive seasons**. Here is a look at the top winning road streaks in NBA history:

| LONGEST STREAKS OF WINNING ROAD RECORDS |           |                          |
|---|-----------|--------------------------|
| TEAM                                    | SEASONS   | DATES                    |
| <b>San Antonio Spurs</b>                | <b>20</b> | <b>1997-98 - Present</b> |
| Los Angeles Lakers                      | 12        | 1979-80 - 1990-91        |
| Boston Celtics                          | 10        | 1959-60 - 1968-69        |

| LONGEST ACTIVE STREAKS OF WINNING ROAD RECORDS |           |
|--|-----------|
| TEAM   | SEASONS   |
| <b>San Antonio Spurs</b>                       | <b>20</b> |
| Los Angeles Clippers                           | 4         |
| Golden State Warriors, Toronto Raptors         | 3         |

**TREAD UNDER 100:** This season the Spurs have held their opponents to 98.1 points-per-game (2nd best in the NBA), giving San Antonio their **22nd straight season allowing fewer than 100.0 points**, which is the **longest run in NBA history**.

| MOST CONSECUTIVE SEASONS ALL-TIME ALLOWING UNDER 100.0 PPG |                     |                           |
|--|---------------------|---------------------------|
| FRANCHISE  | CONSECUTIVE SEASONS | YEARS                     |
| <b>SAN ANTONIO SPURS</b>                                   | <b>22</b>           | <b>1995-96 to present</b> |
| Portland Trail Blazers                                     | 18                  | 1994-95 to 2011-12        |
| Utah Jazz  | 15                  | 1993-94 to 2007-08        |
| New York Knicks  | 14                  | 1991-92 to 2004-05        |
| Indiana Pacers   | 14                  | 1993-94 to 2006-07        |

**REMARKABLE RESERVES:** The San Antonio bench **outscored or matched production of the opposing reserves in 57 games this season and 22 of the last 27**. The Silver and Black reserves are first in the league in assists per game (10.4). They also lead the league in three-point percentage (.402) and are third in steals per game (3.66).

**ALL-STAR SPURS:** Since joining the NBA in 1976, **the San Antonio Spurs have been represented in the All-Star game in 38 of 40 games**, which stands alone as the **most of any team in the NBA** during that span. The Lakers are second, represented in 36 of the last 40 games. The Silver and Black also have **19 consecutive seasons of All-Star appearances**, which is tied with the Lakers for the longest such streak in the last 40 years. **San Antonio has produced six All-Star starters** in George Gervin, Larry Kenon, Alvin Robertson, David Robinson, Tim Duncan and Kawhi Leonard. Gregg Popovich has been selected to **coach the Western Conference team four times**. The Spurs have also had **eight players in the Rising Star Challenge** as Jonathon Simmons was selected to represent San Antonio in this year's competition as the **first player in history to earn a spot on the Rising Stars roster** who came from an NBA Development League open tryout.

**ROCKIN' RODEO ROAD TRIP:** San Antonio went 6-2 on their 15th annual Rodeo Road Trip where they travelled a total of 7,378 miles and faced eight different teams from 2/6 to 2/26. Since it first began in 2003, the Spurs have produced a .704 (88-37) winning percentage as well as a point differential of +542. Tim Duncan is the all-time leading scorer on the trip, accumulating 1,858 points in 105 games with Tony Parker logging the second-most points with his 1,831. The largest margin of victory for Rodeo Road Trip occurred on 2/21/09 when the Spurs beat the Wizards by 31 points (98-67).

**CREAM OF THE CROP:** The Spurs have **five of the top ten players with the best winning percentages in league history** in Kawhi Leonard, Danny Green, Patty Mills, Manu Ginobili and Tony Parker. Here is a look at the top ten:

| BEST WINNING PERCENTAGES IN NBA HISTORY (min. 375 games) |                     |             |            |            |             |
|--|---------------------|-------------|------------|------------|-------------|
| PLAYER   | YEARS               | GAMES       | WINS       | LOSSES     | %           |
| <b>1. Kawhi Leonard</b>                                  | <b>2011-present</b> | <b>398</b>  | <b>306</b> | <b>92</b>  | <b>.769</b> |
| <b>2. Danny Green</b>                                    | <b>2009-present</b> | <b>470</b>  | <b>351</b> | <b>119</b> | <b>.747</b> |
| 3. Draymond Green  | 2012-present        | 397         | 295        | 102        | .743        |
| 4. Magic Johnson   | 1979-1996           | 906         | 670        | 236        | .740        |
| <b>5. Patty Mills</b>                                    | <b>2009-present</b> | <b>441</b>  | <b>324</b> | <b>117</b> | <b>.735</b> |
| 6. Larry Bird  | 1979-1992           | 897         | 660        | 237        | .736        |
| 7. K.C. Jones  | 1958-1967           | 675         | 494        | 181        | .732        |
| <b>8. Manu Ginobili</b>                                  | <b>2002-present</b> | <b>992</b>  | <b>723</b> | <b>269</b> | <b>.729</b> |
| <b>9. Tony Parker</b>                                    | <b>2001-present</b> | <b>1143</b> | <b>831</b> | <b>312</b> | <b>.727</b> |
| 10. Michael Cooper                                       | 1978-1990           | 873         | 635        | 236        | .727        |



# SPURS TEAM NOTES

## SPURS 2016-17 TEAM NOTES

**THIRD TIME'S THE CHARM:** With the win on 3/25 vs. New York, the Spurs became the **first team this season** to log at least one **win against every other team in the league**. This is also their **third consecutive season** to do so, which is the **longest such streak since Philadelphia logged seven straight** from 1974-75 to 1980-81.

**TOP TWOSOME:** Tony Parker and Gregg Popovich have amassed the **second most wins together in NBA history**. Here is a look at the player/coach combinations with the most wins in the NBA:

| TEAM                     | PLAYER             | COACH                 | WINS       |
|--------------------------|--------------------|-----------------------|------------|
| San Antonio Spurs        | Tim Duncan         | Gregg Popovich        | 1,001      |
| <b>San Antonio Spurs</b> | <b>Tony Parker</b> | <b>Gregg Popovich</b> | <b>831</b> |
| Utah Jazz                | Karl Malone        | Jerry Sloan           | 775        |

**KAWHAIIAN PUNCH:** On 3/6 vs. Houston, Kawhi Leonard logged his **fourth consecutive game with 30 points or more**, which is his **third such streak this season**, making him the **first Spur since George Gervin** in 1981-82 to record **three separate streaks of four or more games with at least 30 points**. Leonard also has **26 games with 30 points or more this season**, which is the most by a Spur in a single season since David Robinson had 36 in 1994-95. Prior to this year, the San Diego State product had only four games with 30-or-more points in his regular season career (324 games). On 1/21 at Cleveland, Leonard recorded a **career-best 41 points** in his **sixth consecutive game with at least 30 points**. Only **"The Iceman"** has had a longer streak of this kind in Spurs history. He also recorded at least one steal in each of those six games, making him the **only Spur to have at least 30 points and a steal in six straight games** and the first in the league to do so since Kobe Bryant in 2012-13.

| MOST CONSECUTIVE GAMES WITH 30+ POINTS |          |                        |
|--|----------|------------------------|
| SPUR                                   | GAMES    | DATES                  |
| George Gervin                          | 10       | 1/8/80-1/25/80         |
| George Gervin                          | 9        | 12/5/79-12/21/79       |
| <b>Kawhi Leonard</b>                   | <b>6</b> | <b>1/10/17-1/21/17</b> |
| Mike Mitchell                          | 6        | 3/8/86-3/18/86         |
| George Gervin                          | 6        | 2/18/79-3/4/79         |

**WINNING DUO:** Tony Parker and Manu Ginobili are in their 15th season together and as a pair, **they have the most wins together of all teammates currently in the NBA** and **are fourth in NBA history**. Here is a look at the top teammates in career wins:

| ACTIVE TEAMMATES WITH MOST CAREER WINS |                      |            |              |
|--|----------------------|------------|--------------|
| TEAMMATES                              |                      | WINS       | TEAM         |
| <b>Tony Parker</b>                     | <b>Manu Ginobili</b> | <b>652</b> | <b>Spurs</b> |
| Russell Westbrook                      | Nick Collison        | 335        | Thunder      |
| Marc Gasol                             | Mike Conley          | 329        | Grizzlies    |

| TEAMMATES WITH MOST CAREER WINS IN NBA HISTORY |                      |            |              |
|--|----------------------|------------|--------------|
| TEAMMATES                                      |                      | WINS       | TEAM         |
| John Stockton                                  | Karl Malone          | 906        | Jazz         |
| Tony Parker                                    | Tim Duncan           | 733        | Spurs        |
| Robert Parish                                  | Kevin McHale         | 656        | Celtics      |
| <b>Tony Parker</b>                             | <b>Manu Ginobili</b> | <b>652</b> | <b>Spurs</b> |
| Manu Ginobili                                  | Tim Duncan           | 630        | Spurs        |

**SPURS SPLASHERS:** Only **seven players have hit at least 500** shots from beyond the arc in a Spurs uniform, four of which are still on San Antonio's 2016-17 roster: Manu Ginobili, Danny Green, Kawhi Leonard and Patty Mills.

| SPURS CAREER 3-POINT LEADERS |              |
|------------------------------|--------------|
| NAME                         | TOTAL 3FG    |
| <b>Manu Ginobili</b>         | <b>1,431</b> |
| <b>Danny Green</b>           | <b>843</b>   |
| Bruce Bowen                  | 661          |
| Matt Bonner                  | 656          |
| Sean Elliott                 | 563          |
| <b>Patty Mills</b>           | <b>543</b>   |
| <b>Kawhi Leonard</b>         | <b>518</b>   |





## SPURS 2016-17 TEAM NOTES

**HITTING IT OUT OF THE PARKER:** Tony Parker is one of **six players in NBA history** and **just the second active player** to register 18,000 points and 6,600 assists in his career. Here's a look at the elite group:

| NBA PLAYERS WITH 18,000 POINTS AND 6,500 ASSISTS – ALL-TIME |               |              |
|---|---------------|--------------|
| PLAYER  | POINTS        | ASSISTS      |
| LeBron James  | 28,787        | 7,461        |
| Oscar Robertson   | 26,710        | 9,887        |
| Gary Payton   | 21,813        | 8,966        |
| John Stockton   | 19,711        | 15,806       |
| Isiah Thomas  | 18,822        | 9,061        |
| <b>Tony Parker</b>  | <b>18,522</b> | <b>6,634</b> |

**PARKER PRODUCES:** On 12/20 at Houston, Parker became the winningest player through 1,100 games as he logged his 801st victory. On 12/18 vs. New Orleans, Tony Parker earned his 800th career win to become the fastest player to 800 wins in league history. He is also one of six players to reach 800 wins (Tim Duncan, John Stockton, Karl Malone, Dirk Nowitzki, Kobe Bryant, John Havlicek) and the only active player besides Dirk Nowitzki (852 wins) to reach the mark. Here is a look at NBA history:

| FASTEST PLAYERS TO 800 WINS |                   |
|-----------------------------|-------------------|
| PLAYER                      | GAMES TO 800 WINS |
| <b>Tony Parker</b>          | <b>1,099</b>      |
| Tim Duncan                  | 1,121             |
| Scottie Pippen              | 1,143             |

**MANU MAGIC:** In the win on 2/4 vs. Denver, Manu Ginobili hit his 1,400th three-pointer to become **just one of two active players with at least 1,400 threes in less than 400 starts** (J.R. Smith). On 2/2 vs. Philadelphia, Ginobili grabbed his 3,500th rebound to become the **only Spur in franchise history besides David Robinson to log at least 3,500 rebounds and 1,300 steals** as well as one of eight active NBA players to make the mark. On 1/31 vs. Oklahoma City, Ginobili blocked his 300th career shot to become the **only Spur besides Tim Duncan to register at least 300 blocks and 3,000 assists**. With 17 points and 5 assists at Golden State on 11/11/14 **Ginobili became the all-time leader in NBA history** for the most games with at least **15 points and 5 assists off the bench**. Here is a look at league history:

| GAMES AS A RESERVE WITH 15+ PTS AND 5+ ASSISTS |                     |           |
|--|---------------------|-----------|
| <b>Manu Ginobili</b>                           | <b>2002-current</b> | <b>69</b> |
| Calvin Murphy                                  | 1970-1983           | 61        |
| Vinnie Johnson                                 | 1979-1992           | 60        |

\*Starters not known prior to 1970-71

**PAU-WOW:** Pau Gasol suffered a fracture in his left fourth metacarpal prior to the Spurs-Nuggets game on 1/19. Before his injury, Gasol held the **highest offensive rating in the NBA** over the previous 11 games (122.7) and ranks eighth among active players in career points scored (20,001). Gasol's averages for rebounds and blocks are each the **best in the league by any active player 36 or older**. On 1/12 vs. L.A. Lakers, Gasol became just the **third Spur to shoot 100% in a game with nine or more field goals**.

| SPURS BEST 100% FIELD GOAL GAMES |             |            |
|----------------------------------|-------------|------------|
| SPUR                             | YEAR        | FGM-FGA    |
| Fabricio Oberto                  | 2006        | 11-11      |
| Jeff Lamp                        | 1986        | 10-10      |
| <b>Pau Gasol</b>                 | <b>2017</b> | <b>9-9</b> |

| HIGHEST RPG BY ACTIVE PLAYERS OVER 36 |           |            |             |                      |
|---------------------------------------|-----------|------------|-------------|----------------------|
| PLAYER                                | AGE       | RPG        | PPG         | BPG                  |
| <b>Pau Gasol</b>                      | <b>36</b> | <b>7.8</b> | <b>12.4</b> | <b>1.09 (leader)</b> |
| Dirk Nowitzki                         | 38        | 6.5        | 14.2        | 0.70                 |
| Matt Barnes                           | 37        | 5.2        | 7.1         | 0.35                 |

**PAUERFUL PERFORMANCE:** In the final game of the regular season on 4/12 at Utah, Pau Gasol **scored his 20,000th point** to become the **only European player** besides Dirk Nowitzki and just the sixth born outside the United States (Hakeem Olajuwon, Dominique Wilkins, Tim Duncan, Patrick Ewing) to tally as many in his career. He is now the **eighth active player and 43rd player in NBA history** to reach the mark. Gasol is **one of only four players in NBA history and the sole active player to reach 20,000 points, 10,000 rebounds, 3,500 assists and 1,500 blocks** in his career. Here is a look at those four competitors:

| PLAYERS WITH AT LEAST 19,000 POINTS, 10,000 REBOUNDS, 3,500 ASSISTS AND 1,500 BLOCKS |               |               |              |              |
|--|---------------|---------------|--------------|--------------|
| NAME   | POINTS        | REBOUNDS      | ASSISTS      | BLOCKS       |
| Kareem Abdul-Jabbar  | 38,387        | 17,440        | 5,660        | 3,189        |
| Tim Duncan   | 26,496        | 15,091        | 4,225        | 3,020        |
| Kevin Garnett  | 26,071        | 14,662        | 5,445        | 2,037        |
| <b>Pau Gasol</b>   | <b>20,001</b> | <b>10,549</b> | <b>3,635</b> | <b>1,847</b> |



## SPURS 2016-17 TEAM NOTES

**ALDRIDGING THE GAP:** On 3/23 vs. Memphis, Aldridge **scored his 15,000th career point** with his final shot of the night to become one of just seven active players with at least as many points since he was drafted in 2006 (Kobe Bryant, Dirk Nowitzki, Dwayne Wade, Carmelo Anthony, Kevin Durant, LeBron James). Over the five games following the two that he missed for medical reasons, LaMarcus Aldridge **shot 50.5% from the field**, second best on the team and nearly 6% better than his 5 games prior to his absence. In this same time, he **averaged 21.4 points per game**, just behind Kawhi Leonard's 21.8, and he **led the team in rebounds and blocks**, averaging 7.4 and 1.40 per game, respectively.

**LaMARCUS HEATING UP:** LaMarcus Aldridge steadily improved his shooting percentage throughout 2016 this season. On 2/8 at Philadelphia, LaMarcus Aldridge grabbed his 6,400th rebound, making him the only player besides Dwight Howard to log at least 6,400 rebounds and 14,000 points since he was drafted in 2006. Here is a look at Aldridge's month-by-month field goal percentages in 2016:

| MONTH    | GAMES | FGM | FGA | FG%  |
|----------|-------|-----|-----|------|
| October  | 3     | 19  | 46  | .413 |
| November | 14    | 94  | 195 | .482 |
| December | 13    | 86  | 168 | .512 |

**AMAZING-LEE ACCURATE:** David Lee is **one of three players to total 11,000 points, 7,000 rebounds and 1,700 assists** since he was drafted in 2005, along with current Spur Pau Gasol and former San Antonio forward Tim Duncan. Lee ranks 8th among active NBA players with a career shooting mark of .536 (4,586-8,563) from the field.

**MADE YOU ROOK:** San Antonio is **14-2 this season when there is a rookie in the starting lineup**. Davis Bertans, Bryn Forbes and Dejounte Murray have **each recorded games with 20-plus points**, which is only **the third time in franchise history** that at least three rookies have done so. Previously, Michael Anderson, Willie Anderson, Anthony Bowie and Vernon Maxwell each accomplished the feat in 1988-89 and before that Walter Berry, Johnny Dawkins, Anthony Jones and Larry Krystkowiak each did so in 1986-87. The last time the Spurs had **two rookies with 20-point games in the same season** was in 1989-90 with David Robinson and Sean Elliott.

**ABSOLUTELY DAVISTATING:** Davis Bertans has **69 three-pointers on the year**, making him **the only rookie in Spurs history** besides Gary Neal to have at least as many in his first season. He is also the **first Spurs rookie in franchise history** to have over 60 three-pointers and more than 25 blocks on the season. On 1/7 vs. Charlotte, Bertans became just the **second Spur in franchise history to score 21 points or more on 6 field goal attempts or less** behind Artis Gilmore in 1985.

**BELIEVE IN MURRAYCLES:** In the 1/19 victory vs. Denver, Dejounte Murray became the **youngest player in franchise history to score 24 points or more in a game**, a record previously held by Tony Parker in 2002. He is also the **only Spurs rookie guard to win each of his first seven starts** since Parker won his first seven in 2001.

**UN(FORBES)GETTABLE NIGHT:** In the win on 4/7 at Dallas, rookie guard Bryn Forbes scored 27 points to become the **only first-year in franchise history** to score as many points with at least 4 three-pointers and just the **6th Spurs rookie** with 27-plus points and 6-plus assists in a single game. Forbes also logged 22 of his points in the first half, making him the **first rookie Spur since Tim Duncan in 1998** to score at least 20 in a half. The Michigan State product also holds the **most points in a quarter by a San Antonio rookie** in the last 20 years with his 17 in the second quarter.

**COACH OF THE MONTH:** On 3/1/17, Spurs head coach **Gregg Popovich was named the NBA Western Conference Coach of the Month for games played in February**. Popovich guided the Spurs to a conference-best 8-2 record in the month of February, including six wins that came on the team's annual Rodeo Road Trip. In the month of February, San Antonio averaged 104.2 points per game while holding its opponents to 94.1 points per game, which was the best in the NBA. **Popovich has now won 17 NBA Coach of the Month awards in his career and is the only coach in NBA history to receive the recognition as many times.**

**NEW BLOOD:** This is the **first time since the 2001-02 season that the Silver and Black have had at least seven active first-year Spurs on the roster to start the season**. In 2001, the first-year Spurs were Bruce Bowen, Mark Bryant, Jason Hart, Stephen Jackson, Amal McCaskill, Tony Parker, Cherokee Parks, Charles Smith and Steve Smith while Danny Ferry was in just his second year. The 2016-17 roster features nine players that have been on the team for a year or less. This season's first-year Spurs were Davis Bertans, Dewayne Dedmon, Bryn Forbes, Pau Gasol, Nico Laprovittola, David Lee, and Dejounte Murray while LaMarcus Aldridge and Jonathon Simmons are in their second seasons. San Antonio is also **tied for the second-most players on this year's roster with NBA D-League experience as they have nine** (Simmons, Anderson, Dedmon, Green, Mills, Murray, Bertans, Forbes and Anthony).



## SPURS 2016-17 TEAM NOTES

**NEW YEAR, NEW RECORD:** In 2016, the Spurs claimed the best calendar year record in franchise history by going 66-15 (.815). The second best Spurs record was in 1995 when San Antonio went 66-18 (.786). The year for the Silver and Black also ranks eighth in NBA history. Here is a look at the NBA calendar year records:

| TEAM                     | YEAR        | WIN %       | WINS      | LOSSES    |
|--------------------------|-------------|-------------|-----------|-----------|
| Chicago Bulls            | 1996        | .871        | 74        | 11        |
| Golden State Warriors    | 2015        | .857        | 72        | 12        |
| Golden State Warriors    | 2016        | .857        | 72        | 12        |
| Boston Celtics           | 1973        | .829        | 68        | 14        |
| Utah Jazz                | 1998        | .827        | 43        | 9         |
| Miami Heat               | 2013        | .821        | 69        | 15        |
| Philadelphia 76ers       | 1966        | .821        | 69        | 15        |
| <b>San Antonio Spurs</b> | <b>2016</b> | <b>.815</b> | <b>66</b> | <b>15</b> |

**RENOWNED ROAD RUN:** From 10/25/16 to 12/6/16, the Spurs amassed a 13-0 record on the road to **produce the second best starting road record in NBA history** and earn their **longest overall road winning streak in franchise history**. The longest road winning streaks in NBA history are held by the Lakers (16, 11/6/71-1/7/72), Jazz (15, 11/27/94-1/26/95), Celtics (14, 2/25/61-12/17/61), Heat (14, 11/19/96-12/29/96) and Warriors (14, 10/30/15-12/11/15). Here is a closer look at where the Spurs stand:

| NBA BEST STARTING ROAD RECORDS |                |                 |
|--------------------------------|----------------|-----------------|
| TEAM                           | SEASON         | STARTING RECORD |
| Golden State Warriors          | 2015-16        | 14-0            |
| <b>San Antonio Spurs</b>       | <b>2016-17</b> | <b>13-0</b>     |
| New York Knicks                | 1969-70        | 12-0            |

| SPURS BEST ROAD WINNING STREAKS |           |
|---------------------------------|-----------|
| DATES                           | GAMES     |
| <b>4/13/16-12/6/16</b>          | <b>14</b> |
| 3/28/06-11/26/06                | 12        |
| 3/2/03-4/6/03, 1/16/06-2/12/06  | 9         |

**INCREDIBLE ALL-TIME TRIO:** Last season, the "Big Three" of **Tim Duncan, Manu Ginobili and Tony Parker** became the all-time winningest trio in NBA history when they recorded their 541st victory together. **San Antonio's threesome hit 500 wins as a group** three years ago when they defeated the LA Clippers on 11/10/14, and are only the second trio in league history to record 500 wins together.

| ALL-TIME TRIO WINS IN NBA HISTORY |                      |                    |                                     |
|-----------------------------------|----------------------|--------------------|-------------------------------------|
| <b>Tim Duncan</b>                 | <b>Manu Ginobili</b> | <b>Tony Parker</b> | <b>575 wins (San Antonio Spurs)</b> |
| Larry Bird                        | Kevin McHale         | Robert Parish      | 540 wins (Boston Celtics)           |
| Kareem Abdul-Jabbar               | Michael Cooper       | Magic Johnson      | 490 wins (Los Angeles Lakers)       |

**TOP TREKKING TRIO:** **Tim Duncan, Manu Ginobili and Tony Parker** set a new record for most games played by a trio in NBA history by playing their 730<sup>th</sup> career game together at Oklahoma City on 4/7/15. The Spurs "Big Three" were teammates since the 2002-03 season and their 575 career wins together stands as the most in league history.

| TEAM                     | GAMES PLAYED | YEARS          | TRIO               |                      |                   |
|--------------------------|--------------|----------------|--------------------|----------------------|-------------------|
| <b>San Antonio Spurs</b> | <b>778</b>   | <b>2002-16</b> | <b>Tony Parker</b> | <b>Manu Ginobili</b> | <b>Tim Duncan</b> |
| Boston Celtics           | 729          | 1980-92        | Robert Parish      | Kevin McHale         | Larry Bird        |
| Detroit Pistons          | 711          | 1982-91        | Isiah Thomas       | Bill Laimbeer        | Vinnie Johnson    |



## SPURS ADVANCED STATISTICAL NOTES

**LOCK DOWN D:** The Spurs currently **hold the league's top defensive efficiency rating**. San Antonio also claims the second-best net rating in the NBA behind Golden State. The Silver and Black have **allowed 5.3 fewer points per 100 possessions** than the league average (106.2 defensive rating). San Antonio is also ranked second in blocks per game (5.90).

| TOP TEAM DEFENSIVE RATINGS 2016-17 |                  |                               |                             |
|------------------------------------|------------------|-------------------------------|-----------------------------|
| TEAM                               | DEFENSIVE RATING | OFFENSIVE RATING              | NET RATING                  |
| <b>1. San Antonio Spurs</b>        | <b>100.9*</b>    | <b>108.8 (7<sup>th</sup>)</b> | <b>7.9 (2<sup>nd</sup>)</b> |
| 2. Golden State Warriors           | 101.1            | 113.2*                        | 12.1*                       |
| 3. Utah Jazz                       | 102.7            | 107.4                         | 4.7                         |
| 4. Atlanta Hawks                   | 103.1            | 102.3                         | -0.8                        |
| 5. Miami Heat                      | 104.1            | 105.2                         | 1.0                         |

\*league leading

(Defensive Rating is the number of points allowed per 100 possessions by a team, while Offensive Rating is the number of points scored per 100 possessions. Net Rating is the difference between a team's Offensive and Defensive Rating. Net Rating is similar to a plus/minus, but adjusts for pace. Via NBA.com)

**BENCH BARRAGE:** San Antonio's bench also **leads all reserve units in net efficiency rating**. The Spurs bench also tops the league in defensive rating while ranking fifth in offensive rating, which are both measured in points per 100 possessions. Here are the net ratings for the Top 3 benches:

| TOP BENCH NET RATINGS 2016-17 |            |                  |                  |
|-------------------------------|------------|------------------|------------------|
| TEAM                          | NET RATING | OFFENSIVE RATING | DEFENSIVE RATING |
| <b>1. San Antonio Spurs</b>   | <b>8.9</b> | <b>108.1</b>     | <b>99.2</b>      |
| 2. Golden State Warriors      | 7.4        | 108.9            | 101.5            |
| 3. Toronto Raptors            | 5.9        | 109.4            | 103.5            |

**ROOK WHAT WE HAVE HERE:** San Antonio forward **Davis Bertans** and guard **Dejounte Murray** each rank in the **Top 3 NBA rookies** in net efficiency rating. This is the **second straight season that the Spurs have had two rookies in the Top 3** as last season Jonathon Simmons and Boban Marjanovic were first and second, respectively. **No other team had two rookies in the top 10**. As a whole, the Silver and Black first-years claim second place in the NBA in player impact estimate (51.3) and are fourth in defensive rating (100.9).

| TOP ROOKIE NET RATINGS 2016-17 (min. 38 games) |            |                  |                  |
|--|------------|------------------|------------------|
| TEAM   | NET RATING | OFFENSIVE RATING | DEFENSIVE RATING |
| <b>1. Davis Bertans</b>                        | <b>6.3</b> | <b>106.0</b>     | <b>99.7</b>      |
| <b>2. Dejounte Murray</b>                      | <b>2.9</b> | <b>103.2</b>     | <b>100.3</b>     |
| 3. Malcolm Brogdon                             | 2.7        | 109.2            | 106.5            |

(Player Impact Rating (PIE) measures a player's overall statistical contribution against the total statistics in games they play in. PIE yields results which are comparable to Player Efficiency Rating (PER) Via NBA.com)

**KAWHI NOT:** This season, Kawhi Leonard recorded **the third-best player efficiency rating (PER) in the league** (27.5). This is the **third consecutive season he has ranked in the Top 15** in PER league-wide as he ranked 6th last year and 13th during the 2014-15 campaign. He is also ranked **fourth in win shares** (13.6) and is tied for **sixth in value over replacement player** (6.2) among all NBA players this season.

(Player Efficiency Rating (PER) is a per-minute rating of a player's performance calculated by summing up all a player's positive accomplishments and subtracting the negative accomplishments. Win Shares estimates the number of wins a player produces for his team. Value Over Replacement Player (VORP) converts the box plus/minus rate into an estimate of each player's overall contribution to the team. Via BasketballReference.com)

# SPURS STARTING LINEUPS



| SPURS STARTING LINEUPS 2016-17 (Most recent in bold) |                 |               |              |               |  | RECORD      |
|--|-----------------|---------------|--------------|---------------|--|-------------|
| FORWARD  | FORWARD         | CENTER        | GUARD        | GUARD         | GAME NUMBER  |             |
| Leonard  | Aldridge        | Gasol         | Anderson     | Parker        | Games #1-2, 9  | 3-0         |
| Leonard  | Aldridge        | Gasol         | Anderson     | Mills         | Game #3, 6-7   | 2-1         |
| Leonard  | Lee             | Gasol         | Anderson     | Parker        | Game #4  | 1-0         |
| Leonard  | Aldridge        | Gasol         | Simmons      | Parker        | Game #5  | 0-1         |
| Leonard  | Aldridge        | Gasol         | Green        | Mills         | Game #8  | 0-1         |
| Leonard  | Aldridge        | Gasol         | Green        | Parker        | Game #10-13, 15-18, 21, 23-24, 26-29, 31, 34-37, 39-41     | 18-5        |
| Leonard  | Bertans         | Gasol         | Green        | Murray        | Game #14   | 1-0         |
| Leonard  | Aldridge        | Dedmon        | Green        | Laprovittola  | Game #19   | 1-0         |
| Leonard  | Aldridge        | Gasol         | Green        | Laprovittola  | Game #20, 22   | 2-0         |
| Leonard  | Lee             | Gasol         | Green        | Parker        | Game #25, 38   | 1-1         |
| Leonard  | Aldridge        | Dedmon        | Green        | Murray        | Game #30, 59, 64   | 2-1         |
| Anderson   | Aldridge        | Gasol         | Green        | Parker        | Game #32, 33   | 2-0         |
| Leonard  | Aldridge        | Lee           | Green        | Murray        | Game #42, 43   | 2-0         |
| Anderson   | Aldridge        | Dedmon        | Green        | Murray        | Game #44   | 1-0         |
| Anderson   | Aldridge        | Lee           | Green        | Murray        | Game #45   | 1-0         |
| Leonard  | Aldridge        | Lee           | Green        | Parker        | Game #46   | 0-1         |
| Leonard  | Aldridge        | Bertans       | Green        | Parker        | Game #47, 69   | 1-1         |
| <b>Leonard</b>                                       | <b>Aldridge</b> | <b>Dedmon</b> | <b>Green</b> | <b>Parker</b> | <b>Game #48, 50, 52-58, 60-62, 68, 70-71, 73-75, 81-82</b> | <b>15-5</b> |
| Leonard  | Bertans         | Dedmon        | Green        | Parker        | Game #49   | 1-0         |
| Simmons  | Aldridge        | Dedmon        | Green        | Parker        | Game #51   | 0-1         |
| Simmons  | Lee             | Dedmon        | Green        | Parker        | Game #63   | 1-0         |
| Anderson   | Lee             | Dedmon        | Green        | Mills         | Game #65   | 1-0         |
| Leonard  | Lee             | Dedmon        | Green        | Mills         | Game #66   | 1-0         |
| Leonard  | Aldridge        | Dedmon        | Green        | Mills         | Game #67   | 0-1         |
| Leonard  | Aldridge        | Dedmon        | Simmons      | Parker        | Game #72, 77-78, 80  | 2-2         |
| Leonard  | Bertans         | Dedmon        | Anderson     | Parker        | Game #76   | 1-0         |
| Anderson   | Bertans         | Dedmon        | Simmons      | Mills         | Game #79   | 1-0         |



# SPURS HEAD-TO-HEAD/GAME LEADERS

| SPURS GAME LEADERS 2016-17 (Includes Ties) |     |     |     |     |     |     |         |         |         |         | PLAYER TOTALS |         |         |          |
|--|-----|-----|-----|-----|-----|-----|---------|---------|---------|---------|---------------|---------|---------|----------|
| PLAYER                                     | PTS | REB | AST | STL | BLK | MIN | 10+ PTS | 20+ PTS | 30+ PTS | 40+ PTS | 10+ REB       | 10+ AST | DBL-DBL | TRIP-DBL |
| Aldridge                                   | 13  | 22  | 11  | 11  | 28  | 26  | 67      | 20      | 1       |         | 18            |         | 18      |          |
| Anderson                                   |     | 4   | 4   | 11  | 7   | 2   | 4       |         |         |         | 2             |         |         |          |
| Anthony                                    |     |     |     |     | 1   |     |         |         |         |         |               |         |         |          |
| Bertans                                    | 2   |     |     | 1   | 8   | 2   | 12      | 1       |         |         |               |         |         |          |
| Dedmon                                     |     | 21  |     | 5   | 21  | 1   | 12      |         |         |         | 13            |         | 6       |          |
| Forbes                                     | 1   |     | 1   |     |     |     | 1       | 1       |         |         |               |         |         |          |
| Gasol                                      | 4   | 26  | 7   | 4   | 17  | 1   | 42      | 6       |         |         | 16            |         | 11      |          |
| Ginobili                                   | 1   |     | 9   | 19  | 3   |     | 22      |         |         |         |               |         |         |          |
| Green                                      |     | 1   | 4   | 16  | 13  | 2   | 17      |         |         |         |               |         |         |          |
| Lee  | 1   | 6   | 1   | 2   | 11  | 2   | 24      |         |         |         | 9             |         | 7       |          |
| Leonard                                    | 58  | 17  | 23  | 33  | 12  | 43  | 74      | 58      | 26      | 1       | 8             |         | 8       |          |
| Mills                                      | 3   | 1   | 17  | 11  |     | 1   | 38      | 4       |         |         |               | 1       |         |          |
| Murray                                     |     |     | 4   |     | 1   |     | 4       | 1       |         |         |               |         |         |          |
| Parker                                     | 1   |     | 31  | 6   | 1   |     | 34      | 5       |         |         |               |         |         |          |
| Simmons                                    | 1   |     | 1   | 10  | 4   | 2   | 16      | 1       |         |         |               |         |         |          |

| SPURS HEAD-TO-HEAD CHART 2016-17 |             |             |             |             |             |             |             |             |             |             |             |             |             |             |             |             |             |             |             |             |             |             |             |             |             |             |             |             |             |
|----------------------------------|-------------|-------------|-------------|-------------|-------------|-------------|-------------|-------------|-------------|-------------|-------------|-------------|-------------|-------------|-------------|-------------|-------------|-------------|-------------|-------------|-------------|-------------|-------------|-------------|-------------|-------------|-------------|-------------|-------------|
|                                  | A<br>T<br>L | B<br>O<br>S | B<br>K<br>N | C<br>H<br>A | C<br>H<br>I | C<br>L<br>E | D<br>A<br>L | D<br>E<br>N | D<br>E<br>T | G<br>S<br>W | H<br>O<br>U | I<br>N<br>D | L<br>A<br>C | L<br>A<br>L | M<br>E<br>M | M<br>I<br>A | M<br>I<br>L | M<br>I<br>N | N<br>O<br>P | N<br>Y<br>K | O<br>K<br>C | O<br>R<br>L | P<br>H<br>I | P<br>H<br>X | P<br>O<br>R | S<br>A<br>C | T<br>O<br>R | U<br>T<br>A | W<br>A<br>S |
| W                                | 1           | 2           | 2           | 2           | 1           | 2           | 3           | 3           | 2           | 2           | 3           | 2           | 1           | 3           | 2           | 2           | 1           | 4           | 3           | 1           | 2           | 1           | 2           | 2           | 2           | 4           | 2           | 2           | 2           |
| L                                | 1           |             |             |             | 1           |             | 1           |             |             | 1           | 1           |             | 3           | 1           | 2           |             | 1           |             | 1           | 1           | 1           | 1           |             | 1           | 2           |             |             | 2           |             |

# SPURS 2016-17 RECORD WHEN...



## SPURS 2016-17 REGULAR SEASON RECORD WHEN...

|  | OVERALL | HOME | AWAY |
|--|---------|------|------|
| <b>FIELD GOAL PERCENTAGE</b>                               |         |      |      |
| Out-shoot opponent   | 50-6    | 25-2 | 25-4 |
| Opponent out-shoot Spurs                                   | 10-15   | 5-8  | 5-7  |
| Tied in FG%  | 1-0     | 1-0  | 0-0  |
| Spurs shoot 50% or more FG                                 | 25-1    | 13-0 | 12-1 |
| Spurs shoot between 45%-49.9% FG                           | 21-6    | 10-3 | 11-3 |
| Spurs shoot between 40%-44.9% FG                           | 15-9    | 8-5  | 7-4  |
| Spurs shoot under 39.9% FG                                 | 0-5     | 0-2  | 0-3  |
| Opponents shoot 50% or more FG                             | 2-8     | 1-5  | 1-3  |
| Opponents shoot between 45%-49.9% FG                       | 23-8    | 13-4 | 10-4 |
| Opponents shoot between 40%-44.9% FG                       | 22-4    | 9-1  | 13-3 |
| Opponents shoot under 39.9% FG                             | 14-1    | 8-0  | 6-1  |
| <b>REBOUNDS</b>  |         |      |      |
| Out-rebound opponent                                       | 37-10   | 19-4 | 18-6 |
| Out-rebounded by opponent                                  | 21-11   | 10-6 | 11-5 |
| Tied in rebounds (game)                                    | 3-0     | 2-0  | 1-0  |
| <b>QUARTER NUMBERS</b>                                     |         |      |      |
| Leading after first quarter                                | 41-7    | 21-5 | 20-2 |
| Trailing after first quarter                               | 17-12   | 8-4  | 9-8  |
| Tied after first quarter                                   | 3-2     | 2-1  | 1-1  |
| Leading at halftime  | 37-8    | 18-4 | 19-4 |
| Trailing at halftime                                       | 22-12   | 13-6 | 9-6  |
| Tied at halftime   | 2-1     | 0-0  | 2-1  |
| Leading after three quarters                               | 49-5    | 26-2 | 23-3 |
| Trailing after three quarters                              | 9-16    | 4-8  | 5-8  |
| Tied after three quarters                                  | 3-0     | 1-0  | 2-0  |
| <b>POINTS SCORED</b>                                       |         |      |      |
| Scoring 60-69 points                                       | 0-0     | 0-0  | 0-0  |
| Scoring 70-79 points                                       | 0-1     | 0-0  | 0-1  |
| Scoring 80-89 points                                       | 0-2     | 0-2  | 0-0  |
| Scoring 90-99 points                                       | 9-11    | 7-5  | 2-6  |
| Scoring 100 points or more                                 | 52-7    | 24-3 | 28-4 |
| Opponent scores 60-69 points                               | 0-0     | 0-0  | 0-0  |
| Opponent scores 70-79 points                               | 3-0     | 2-0  | 1-0  |
| Opponent scores 80-89 points                               | 10-1    | 6-0  | 4-1  |
| Opponent scores 90-99 points                               | 25-5    | 12-2 | 13-3 |
| Opponent scores 100 or more points                         | 23-15   | 11-8 | 12-7 |
| <b>MULTIPLE PLAYER SCORING</b>                             |         |      |      |
| When two-or-more Spurs score 20+ points                    | 20-4    | 8-1  | 12-3 |
| When three-or-more Spurs score 20+ points                  | 3-0     | 0-0  | 3-0  |
| When two-or-more Spurs record 10+ rebounds                 | 14-2    | 6-0  | 8-2  |
| When five-or-more Spurs score double-figures               | 39-4    | 20-3 | 19-1 |
| <b>TURNOVERS / POINTS IN THE PAINT / FAST BREAK POINTS</b> |         |      |      |
| Fewer turnovers than opponent                              | 38-6    | 19-2 | 19-4 |
| More turnovers than opponent                               | 18-12   | 9-7  | 9-5  |
| Tied in turnovers  | 6-3     | 3-1  | 3-2  |
| Scoring more points in the paint                           | 35-8    | 17-2 | 18-6 |
| Scoring fewer points in the paint                          | 24-12   | 12-7 | 12-5 |
| Tied for points in the paint                               | 2-1     | 2-1  | 0-0  |
| Scoring more fast break points                             | 32-7    | 18-4 | 14-3 |
| Scoring fewer fast break points                            | 27-13   | 12-5 | 15-8 |
| Tied in fast break points                                  | 2-1     | 1-1  | 1-0  |



# SPURS TEAM SEASON HIGHS/LOWS

## SPURS REGULAR SEASON TEAM HIGHS AND LOWS 2016-17

| CATEGORY                                | HIGH                       | LOW                        |
|---|----------------------------|----------------------------|
| <b>Total Points</b>                     | 134 vs. L.A. Lakers 1/12   | 74 at Memphis 2/6          |
| <b>Points in 1<sup>st</sup> quarter</b> | 41 vs. Brooklyn 12/10      | 14 (4) vs. L.A. Lakers 4/5 |
| <b>Points in 2<sup>nd</sup> quarter</b> | 37 (3) vs. Sacramento 3/19 | 9 at Milwaukee 12/5        |
| <b>Points in first half</b>             | 72 vs. L.A. Lakers 1/12    | 32 at Chicago 12/8         |
| <b>Points in 3<sup>rd</sup> quarter</b> | 41 vs. Sacramento 3/19     | 16 vs. Miami 11/14         |
| <b>Points in 4<sup>th</sup> quarter</b> | 37 at Denver 1/5           | 9 at Memphis 2/6           |
| <b>Points in 2<sup>nd</sup> half</b>    | 69 at Denver 1/5           | 34 at Memphis 2/6          |
| <b>Points in OT</b>                     | 14 vs. Minnesota 3/4       | 11 (2) vs. Memphis 4/4     |
| <b>FG's made</b>                        | 51 at Denver 1/5           | 28 vs. Orlando 11/29       |
| <b>FG's attempted</b>                   | 99 vs. New York 3/25       | 71 (2) at Phoenix 1/14     |
| <b>FG %</b>                             | .605 vs. L.A. Lakers 1/12  | .363 at New York 2/12      |
| <b>3-pt FG's made</b>                   | 16 vs. Atlanta 3/13        | 4 at Memphis 2/6           |
| <b>3-pt FG's attempted</b>              | 35 vs. L.A. Lakers 4/5     | 15 (2) at Indiana 2/13     |
| <b>3-pt FG %</b>                        | .600 at Portland 12/23     | .207 at New York 2/12      |
| <b>FT's made</b>                        | 28 vs. Minnesota 1/17      | 4 (2) vs. L.A. Lakers 4/5  |
| <b>FT's attempted</b>                   | 38 vs. Oklahoma City 1/31  | 5 at Chicago 12/8          |
| <b>FT %</b>                             | .955 at Memphis 3/18       | .556 at Memphis 2/6        |
| <b>Rebounds</b>                         | 58 at Dallas 4/7           | 33 (2) at Minnesota 3/21   |
| <b>Offensive rebounds</b>               | 21 (2) at New York 2/12    | 2 at Houston 11/12         |
| <b>Defensive rebounds</b>               | 44 vs. New Orleans 10/29   | 24 at Minnesota 3/21       |
| <b>Assists</b>                          | 38 vs. Brooklyn 12/10      | 11 at Memphis 2/6          |
| <b>Steals</b>                           | 15 vs. Philadelphia 2/2    | 2 (2) at Memphis 3/18      |
| <b>Turnovers</b>                        | 23 vs. Atlanta 3/13        | 6 vs. Memphis 3/23         |
| <b>Blocked shots</b>                    | 15 vs. Toronto 1/3         | 1 (2) at Phoenix 1/14      |
| <b>Points in the paint</b>              | 64 vs. Phoenix 12/28       | 20 vs. Miami 11/14         |
| <b>2nd chance points</b>                | 27 at Orlando 2/15         | 2 vs. Utah 11/1            |
| <b>Fast break points</b>                | 25 at Cleveland 1/21       | 3 (3) at Atlanta 1/1       |

# OPPONENT TEAM SEASON HIGHS/LOWS



| OPPONENT REGULAR SEASON TEAM HIGHS AND LOWS 2016-17 |                              |                           |
|---|------------------------------|---------------------------|
| CATEGORY  | HIGH                         | LOW                       |
| <b>Total Points</b>                                 | 119 at New Orleans 1/27      | 74 vs. Cleveland 3/27     |
| <b>Points in 1<sup>st</sup> quarter</b>             | 39 (2) vs. Houston 3/6       | 13 at L.A. Clippers 2/24  |
| <b>Points in 2<sup>nd</sup> quarter</b>             | 41 vs. Minnesota 1/17        | 15 (2) at Memphis 3/18    |
| <b>Points in first half</b>                         | 73 vs. L.A. Clippers 11/5    | 35 vs. Memphis 4/4        |
| <b>Points in 3<sup>rd</sup> quarter</b>             | 37 at New Orleans 1/27       | 8 at Dallas 4/7           |
| <b>Points in 4<sup>th</sup> quarter</b>             | 34 (2) at New Orleans 1/27   | 13 (2) vs. Minnesota 3/4  |
| <b>Points in 2<sup>nd</sup> half</b>                | 71 at New Orleans 1/27       | 28 (2) at Dallas 4/7      |
| <b>Points in OT</b>                                 | 14 at Atlanta 1/1            | 5 vs. Memphis 4/4         |
| <b>FG's made</b>                                    | 48 at New Orleans 1/27       | 28 at Sacramento 10/27    |
| <b>FG's attempted</b>                               | 93 at New Orleans 1/27       | 68 at New York 2/12       |
| <b>FG %</b>   | .524 vs. Milwaukee 1/10      | .341 vs. Philadelphia 2/2 |
| <b>3-pt FG's made</b>                               | 15 (2) at Houston 11/12      | 3 vs. New York 3/25       |
| <b>3-pt FG's attempted</b>                          | 47 at Houston 11/12          | 10 (2) vs. New York 3/25  |
| <b>3-pt FG %</b>                                    | .700 vs. Sacramento 3/19     | .154 vs. Cleveland 3/27   |
| <b>FT's made</b>                                    | 36 vs. Minnesota 1/17        | 5 (2) at Dallas 4/7       |
| <b>FT's attempted</b>                               | 41 vs. Minnesota 1/17        | 9 at Boston 11/25         |
| <b>FT %</b>   | 1.000 vs. Golden State 3/29  | .500 vs. Denver 2/4       |
| <b>Rebounds</b>                                     | 55 vs. Minnesota 3/4         | 25 vs. Portland 12/30     |
| <b>Offensive rebounds</b>                           | 20 (2) vs. Golden State 3/11 | 2 (2) vs. Portland 12/30  |
| <b>Defensive rebounds</b>                           | 40 (3) at New Orleans 3/3    | 20 vs. L.A. Lakers 1/12   |
| <b>Assists</b>                                      | 32 (2) vs. Milwaukee 1/10    | 8 vs. Toronto 1/3         |
| <b>Steals</b>                                       | 17 at Sacramento 11/16       | 1 at Dallas 4/7           |
| <b>Turnovers</b>                                    | 24 vs. Philadelphia 2/2      | 7 vs. Dallas 1/29         |
| <b>Blocked shots</b>                                | 8 (6) at Dallas 4/7          | 0 (2) at Phoenix 1/14     |
| <b>Points in the paint</b>                          | 60 at New Orleans 1/27       | 20 vs. Utah 11/1          |
| <b>2nd chance points</b>                            | 28 at Phoenix 1/14           | 4 (4) at Indiana 2/13     |
| <b>Fast break points</b>                            | 26 vs. Phoenix 12/28         | 2 vs. Utah 4/2            |

# INDIVIDUAL SEASON HIGHS

| SPURS INDIVIDUAL SEASON HIGHS |  | OPPONENTS INDIVIDUAL SEASON HIGHS |   |
|-------------------------------|--|-----------------------------------|---|
| CATEGORY                      | SEASON-HIGH, PLAYER, DATE  | CATEGORY                          | SEASON-HIGH, PLAYER, DATE   |
| <b>Points</b>                 | 41, Kawhi Leonard at Cleveland 1/21<br>39, Kawhi Leonard vs. Houston 3/6<br>38, Kawhi Leonard at Phoenix 1/14  | <b>Points</b>                     | 39 (2), Devin Booker, James Harden<br>37, DeMarcus Cousins at Sacramento 10/27<br>36 (2), Ian Clark, Damian Lillard   |
| <b>Points in a quarter</b>    | 20 (1Q), LaMarcus Aldridge vs. Chicago 12/25<br>19 (3Q), Kawhi Leonard vs. Utah 4/2<br>17 (4Q), Kawhi Leonard vs. Houston 3/6                              | <b>Points in a quarter</b>        | 18 (1Q), James Harden vs. Houston 3/6<br>17 (4Q), DeMarcus Cousins at Sacramento 10/27<br>16 (1Q), Blake Griffin, (4Q)Dion Waiters, (4Q)Ian Clark, (3Q)Damian Lillard, (2Q)Shabazz Muhammad |
| <b>Points in a half</b>       | 25 (1H/2H), LaMarcus Aldridge, Kawhi Leonard<br>23 (1H), Kawhi Leonard vs. L.A. Lakers 1/12<br>22 (2H/1H), Kawhi Leonard (2), Bryn Forbes                  | <b>Points in a half</b>           | 27, Paul Millsap at Atlanta 1/1<br>26 (1H), Blake Griffin, (2H) Devin Booker<br>24 (2H), Eric Gordon at Houston 11/12   |
| <b>Rebounds</b>               | 17, Dewayne Dedmon at Detroit 2/10<br>16, David Lee vs. Denver 1/19<br>15, LaMarcus Aldridge at New Orleans 3/3  | <b>Rebounds</b>                   | 23, DeMarcus Cousins at New Orleans 3/3<br>22, Anthony Davis at New Orleans 1/27<br>18, Marcin Gortat vs. Washington 12/2   |
| <b>Offensive Rebounds</b>     | 8, LaMarcus Aldridge at Golden State 10/25<br>7, David Lee at Boston 11/25<br>6 (5), LaMarcus Aldridge (3), Dewayne Dedmon, David Lee                      | <b>Offensive Rebounds</b>         | 8, Tyson Chandler at Phoenix 1/14<br>7 (2), Rudy Gobert, Noah Vonleh<br>6, multiple players   |
| <b>Defensive Rebounds</b>     | 12 (4), Pau Gasol (2), Dewayne Dedmon, Kawhi Leonard<br>11 (5), LaMarcus Aldridge, Kawhi Leonard (2), David Lee, Dewayne Dedmon<br>10, multiple players    | <b>Defensive Rebounds</b>         | 19, DeMarcus Cousins at New Orleans 3/3<br>17, Anthony Davis at New Orleans 1/27<br>14 (2), Hassan Whiteside, DeMarcus Cousins  |
| <b>Assists</b>                | 12, Tony Parker at Detroit 2/10<br>10 (2), Patty Mills (2)<br>9 (3), Tony Parker (2), Patty Mills  | <b>Assists</b>                    | 15 (2), James Harden, John Wall<br>14 (2), Ricky Rubio, Russell Westbrook<br>13 (2), James Harden, Russell Westbrook  |
| <b>Blocks</b>                 | 4 (9), Dewayne Dedmon (2), Danny Green (3 times), LaMarcus Aldridge (2), Pau Gasol (2)<br>3, multiple players<br>2, multiple players                       | <b>Blocks</b>                     | 6, Rudy Gobert vs. Utah 4/2<br>4, multiple players<br>3, multiple players   |
| <b>Steals</b>                 | 6, Kawhi Leonard vs. Minnesota 3/4<br>5 (4), Kawhi Leonard (3), Kyle Anderson<br>4, multiple players   | <b>Steals</b>                     | 5, Draymond Green at Golden State 10/25<br>4, multiple players<br>3, multiple players   |
| <b>FG's made</b>              | 15 (2), LaMarcus Aldridge, Kawhi Leonard<br>14, Kawhi Leonard at Charlotte 11/23<br>13 (3), Kawhi Leonard (3)  | <b>FG's made</b>                  | 15, Ian Clark vs. Golden State 3/11<br>14, Nikola Jokic vs. Denver 1/19<br>13 (3), Blake Griffin, Kyrie Irving, James Harden  |
| <b>FG's attempted</b>         | 30, Kawhi Leonard at Cleveland 1/21<br>27, Kawhi Leonard at New York 2/12<br>26 (3), Kawhi Leonard (3)   | <b>FG's attempted</b>             | 27, Jrue Holiday at New Orleans 3/3<br>26 (2), Dion Waiters, James Harden<br>24 (2), Andrew Wiggins, Karl-Anthony Towns   |
| <b>FT's made</b>              | 15, Kawhi Leonard at Golden State 10/25<br>12, Kawhi Leonard at Phoenix 1/14<br>11 (4), Kawhi Leonard (4)  | <b>FT's made</b>                  | 14 (3), DeMarcus Cousins, Anthony Davis, Russell Westbrook<br>13, Ricky Rubio vs. Minnesota 1/17<br>12 (2), Devin Booker, Andrew Wiggins  |
| <b>FT's attempted</b>         | 15, Kawhi Leonard at Golden State 10/25<br>14, Kawhi Leonard at Phoenix 1/14<br>13, Kawhi Leonard at Houston 12/20   | <b>FT's attempted</b>             | 16 (2), DeMarcus Cousins, Anthony Davis<br>15, Russell Westbrook at Oklahoma City 3/31<br>14 (3), DeMarcus Cousins, Ricky Rubio, Andrew Wiggins   |
| <b>3-pt FG's made</b>         | 6, Danny Green vs. Portland 12/30<br>5 (11), Kawhi Leonard (6), Patty Mills (3), Davis Bertans (2)<br>4, multiple players                                  | <b>3-pt FG's made</b>             | 7, Eric Gordon at Houston 11/12<br>6 (2), Tim Hardaway Jr., James Harden<br>5 (4), Seth Curry, Wesley Matthews, Bradley Beal, Solomon Hill  |
| <b>3-pt FG's attempted</b>    | 10 (2), Kawhi Leonard, Danny Green, Davis Bertans<br>9 (5), Kawhi Leonard (3), Danny Green, Patty Mills, Bryn Forbes, Davis Bertans<br>8, multiple players | <b>3-pt FG's attempted</b>        | 12, Eric Gordon at Houston 11/12<br>11 (4), Trevor Ariza, Wesley Matthews, James Harden, Kevin Love<br>10 (3), Stephen Curry, Seth Curry, CJ Miles  |
| <b>Minutes</b>                | 45:59, Kawhi Leonard at Cleveland 1/21<br>43:55, Kawhi Leonard vs. Minnesota 3/4<br>43:36, LaMarcus Aldridge vs. Minnesota 3/4                             | <b>Minutes</b>                    | 46:45, Paul Millsap at Atlanta 1/1<br>45:41, Karl-Anthony Towns vs. Minnesota 3/4<br>45:20, LeBron James at Cleveland 1/21  |







## **SPURS PLAYOFF HISTORY**

# SPURS ALL-TIME PLAYOFF LEADERS



## GAMES

**241 – Tim Duncan**  
**203 – Tony Parker**  
**187 – Manu Ginobili**  
123 – David Robinson  
122 – Bruce Bowen  
85 – Sean Elliott  
81 – Avery Johnson  
80 – Malik Rose  
79 – Robert Horry  
71 – Brent Barry

## FG MADE

**1,953 – Tim Duncan**  
**1,504 – Tony Parker**  
**881 – Manu Ginobili**  
768 – David Robinson  
622 – George Gervin  
384 – Sean Elliott  
384 – Avery Johnson  
**234 – Kawhi Leonard**  
273 – Mike Mitchell  
271 – Bruce Bowen

## FT MADE

**1,202 – Tim Duncan**  
**774 – Manu Ginobili**  
684 – David Robinson  
**669 – Tony Parker**  
348 – George Gervin  
277 – Sean Elliott  
153 – Malik Rose  
151 – Avery Johnson  
**124 – Kawhi Leonard**  
101 – James Silas

## 3-PT FG MADE

**300 – Manu Ginobili**  
161 – Bruce Bowen  
**136 – Danny Green**  
**104 – Tony Parker**  
88 – Michael Finley  
**83 – Kawhi Leonard**  
79 – Brent Barry  
73 – Sean Elliott  
70 – Robert Horry  
64 – Stephen Jackson  
52 – Chuck Person

## STEALS

**261 – Manu Ginobili**  
**187 – Tony Parker**  
**165 – Tim Duncan**  
151 – David Robinson  
**101 – Kawhi Leonard**  
99 – Bruce Bowen  
94 – Avery Johnson  
70 – Johnny Moore  
**69 – Danny Green**  
69 – George Gervin

## POINTS

**5,113 – Tim Duncan**  
**3,781 – Tony Parker**  
**2,836 – Manu Ginobili**  
2,221 – David Robinson  
1,592 – George Gervin  
1,118 – Sean Elliott  
920 – Avery Johnson  
**875 – Kawhi Leonard**  
761 – Bruce Bowen  
646 – Mike Mitchell

## FG ATTEMPTED

**3,887 – Tim Duncan**  
**3,269 – Tony Parker**  
**2,028 – Manu Ginobili**  
1,604 – David Robinson  
1,224 – George Gervin  
862 – Sean Elliott  
790 – Avery Johnson  
683 – Bruce Bowen  
**649 – Kawhi Leonard**  
544 – Mike Mitchell

## FT ATTEMPTED

**1,745 – Tim Duncan**  
966 – David Robinson  
**944 – Manu Ginobili**  
**923 – Tony Parker**  
424 – George Gervin  
346 – Sean Elliott  
228 – Avery Johnson  
207 – Malik Rose  
**172 – Kawhi Leonard**  
140 – Terry Cummings

## 3-PT FG ATTEMPTED

**826 – Manu Ginobili**  
368 – Bruce Bowen  
**345 – Tony Parker**  
**317 – Danny Green**  
219 – Michael Finley  
205 – Sean Elliott  
**199 – Kawhi Leonard**  
190 – Brent Barry  
183 – Robert Horry  
156 – Stephen Jackson  
146 – Jaren Jackson

## ASSISTS

**1,059 – Tony Parker**  
**750 – Tim Duncan**  
**747 – Manu Ginobili**  
547 – Avery Johnson  
344 – Johnny Moore  
280 – David Robinson  
207 – Sean Elliott  
185 – George Gervin  
167 – Bruce Bowen  
**166 – Boris Diaw**

## REBOUNDS

**2,811 – Tim Duncan**  
1,301 – David Robinson  
**793 – Manu Ginobili**  
**620 – Tony Parker**  
**480 – Kawhi Leonard**  
354 – Bruce Bowen  
348 – Malik Rose  
341 – Sean Elliott  
340 – George Gervin  
338 – Robert Horry

## FG PCT. (50 MADE)

.603 – Fabricio Oberto (85-141)  
.582 – Artis Gilmore (121-208)  
.550 – Nazr Mohammed (77-140)  
.541 – Frank Brickowski (53-98)  
.533 – Dennis Rodman (64-120)  
.527 – Antoine Carr (68-129)  
**.515 – Kawhi Leonard (334-649)**  
.508 – George Gervin (622-1,224)  
**.502 – Tim Duncan (1,953-3,887)**  
.502 – Mike Mitchell (273-544)

## FT. PCT. (50 MADE)

.903 – Michael Finley (65-72)  
.868 – Antonio Daniels (66-76)  
.866 – Mario Elie (58-67)  
.851 – George Hill (63-74)  
.827 – Stephen Jackson (67-81)  
.821 – George Gervin (348-424)  
**.820 – Manu Ginobili (774-944)**  
.812 – Vinny Del Negro (56-69)  
.808 – James Silas (101-125)  
.805 – Mark Olberding (95-118)

## 3-PT FG% (10 MADE)

.443 – Vinny Del Negro (31-70)  
.438 – Bruce Bowen (161-368)  
**.429 – Danny Green (136-317)**  
**.417 – Kawhi Leonard (83-199)**  
.416 – Brent Barry (79-190)  
.410 – Stephen Jackson (64-156)  
.402 – Michael Finley (88-219)  
.400 – Danny Ferry (32-80)  
.394 – Chuck Person (52-132)  
.383 – Robert Horry (70-183)  
.382 – Antonio Daniels (29-76)

## BLOCKS

**555 – Tim Duncan**  
312 – David Robinson  
60 – Robert Horry  
**58 – Danny Green**  
58 – Bruce Bowen  
**55 – Manu Ginobili**  
52 – Mike Green  
51 – George Gervin  
42 – Artis Gilmore  
36 – Sean Elliott



# SPURS ALL-TIME PLAYOFF LEADERS

## ALL-TIME PLAYOFF AVERAGE LEADERS (NBA SEASONS ONLY)

### SCORING AVERAGE

27.9 — George Gervin  
21.3 — Tim Duncan  
17.4 — Tony Parker

### REBOUNDS AVERAGE

15.0 — Dennis Rodman  
11.7 — Tim Duncan  
10.5 — David Robinson

### ASSISTS AVERAGE

10.4 — Rod Strickland  
8.3 — Johnny Moore  
6.8 — Avery Johnson

## ALL-TIME TOP PLAYOFF PERFORMANCES

### POINTS

| POINTS | PLAYER         | OPPONENT        | DATE    |
|--------|----------------|-----------------|---------|
| 46     | George Gervin  | vs. Washington  | 4/18/78 |
| 44     | George Gervin  | vs. Houston     | 4/04/80 |
| 42     | George Gervin  | vs. Denver      | 4/26/83 |
| 42     | George Gervin  | at Washington   | 5/18/79 |
| 42     | George Gervin  | vs. Washington  | 5/11/79 |
| 41     | Tony Parker    | at Phoenix      | 4/25/08 |
| 41     | Tim Duncan     | vs. Dallas      | 5/22/06 |
| 41     | George Gervin  | at Denver       | 4/20/85 |
| 40     | Tim Duncan     | vs. Phoenix     | 4/19/08 |
| 40     | Tim Duncan     | vs. Dallas      | 5/19/03 |
| 40     | Tim Duncan     | vs. L.A. Lakers | 5/21/01 |
| 40     | David Robinson | vs. Phoenix     | 4/28/96 |

### REBOUNDS

| REBOUNDS | PLAYER         | OPPONENT        | DATE    |
|----------|----------------|-----------------|---------|
| 25       | Tim Duncan     | at L.A. Lakers  | 5/14/02 |
| 24       | Tim Duncan     | at Dallas       | 5/23/03 |
| 23       | Tim Duncan     | at New Orleans  | 5/13/08 |
| 23       | Tim Duncan     | at Phoenix      | 4/25/03 |
| 22       | Tim Duncan     | vs. Dallas      | 5/07/01 |
| 22       | David Robinson | at L.A. Lakers  | 5/13/95 |
| 22       | Dennis Rodman  | vs. L.A. Lakers | 5/08/95 |
| 21       | Tim Duncan     | vs. L.A. Lakers | 5/25/08 |
| 21       | Tim Duncan     | vs. L.A. Lakers | 5/13/04 |
| 21       | Tim Duncan     | at L.A. Lakers  | 5/05/02 |
| 21       | David Robinson | vs. Phoenix     | 4/29/98 |
| 21       | David Robinson | vs. Phoenix     | 4/28/96 |
| 21       | Larry Kenon    | at Washington   | 5/04/79 |
| 20       | Tim Duncan     | vs. Dallas      | 5/14/01 |

### ASSISTS

| ASSISTS | PLAYER         | OPPONENT        | DATE    |
|---------|----------------|-----------------|---------|
| 20      | Johnny Moore   | vs. Denver      | 4/27/83 |
| 18      | Avery Johnson  | vs. Phoenix     | 4/26/96 |
| 18      | Johnny Moore   | at L.A. Lakers  | 5/08/83 |
| 18      | Tony Parker    | vs. Memphis     | 5/21/13 |
| 17      | Rod Strickland | vs. Portland    | 5/10/90 |
| 17      | Johnny Moore   | at L.A. Lakers  | 5/18/83 |
| 17      | Johnny Moore   | vs. L.A. Lakers | 5/15/83 |
| 17      | Johnny Moore   | vs. Denver      | 4/26/83 |

### BLOCKS

| BLOCKS | PLAYER         | OPPONENT         | DATE    |
|--------|----------------|------------------|---------|
| 9      | Tim Duncan     | vs. Phoenix      | 5/18/07 |
| 8      | Tim Duncan     | vs. New Jersey   | 6/15/03 |
| 8      | Samaki Walker  | vs. Phoenix      | 4/25/00 |
| 8      | David Robinson | vs. Golden State | 4/25/91 |
| 8      | David Robinson | vs. Portland     | 5/10/90 |
| 7      | Tim Duncan     | vs. Seattle      | 5/03/02 |
| 7      | David Robinson | at Portland      | 6/04/99 |
| 7      | David Robinson | vs. Utah         | 5/09/98 |

# SPURS ALL-TIME PLAYOFF RESULTS



## 1974 ABA WESTERN DIVISION SEMIFINALS VS. INDIANA — LOST 4-3

| DATE | SITE | ATT.   |   | SCORE   | TOP SCORER | TOP REBOUNDER    |
|------|------|--------|---|---------|------------|------------------|
| 3/30 | IND  | 7,438  | W | 113-109 | Jones-27   | Nater, Gervin-10 |
| 4/01 | IND  | 6,988  | L | 101-128 | Jones-26   | Nater-12         |
| 4/03 | SA   | 10,693 | W | 115-96  | Nater-27   | Nater-15         |
| 4/04 | SA   | 12,079 | L | 89-91   | Jones-28   | Jones-8          |
| 4/06 | IND  | 10,079 | L | 100-105 | Silas-28   | Nater-12         |
| 4/10 | SA   | 12,304 | W | 102-86  | Averitt-19 | Nater-13         |
| 4/12 | IND  | 10,079 | L | 79-86   | Silas-27   | Nater-13         |

## 1975 ABA WESTERN DIVISION SEMIFINALS VS. INDIANA — LOST 4-2

| DATE | SITE | ATT.   |   | SCORE        | TOP SCORER | TOP REBOUNDER |
|------|------|--------|---|--------------|------------|---------------|
| 4/05 | SA   | 8,529  | L | 119-122 (OT) | Silas-25   | Gervin-23     |
| 4/07 | SA   | 7,643  | L | 93-98        | Gervin-38  | Nater-20      |
| 4/10 | IND  | 12,217 | L | 103-113 (OT) | Gervin-27  | Nater-14      |
| 4/12 | IND  | 17,389 | W | 110-109      | Gervin-29  | Nater-22      |
| 4/14 | SA   | 10,986 | W | 123-117      | Gervin-42  | Gervin-17     |
| 4/16 | IND  | 15,675 | L | 100-115      | Gervin-34  | Nater-19      |

## 1976 ABA SEMIFINALS VS. NEW YORK — LOST 4-3

| DATE | SITE | ATT.   |   | SCORE   | TOP SCORER       | TOP REBOUNDER |
|------|------|--------|---|---------|------------------|---------------|
| 4/09 | NY   | 8,221  | L | 101-116 | Gervin-30        | Paultz/Gale-7 |
| 4/11 | NY   | 5,769  | W | 105-79  | Kenon-30         | Paultz-18     |
| 4/14 | SA   | 10,009 | W | 111-103 | Kenon-28         | Kenon-16      |
| 4/18 | SA   | 9,227  | L | 108-110 | Paultz/Gervin-28 | Paultz-12     |
| 4/19 | NY   | 11,321 | L | 108-110 | Kenon-27         | Kenon-12      |
| 4/21 | SA   | 10,484 | W | 106-105 | Gervin-37        | Kenon-18      |
| 4/24 | NY   | 15,934 | L | 114-121 | Gervin-31        | Kenon-11      |

## 1977 FIRST ROUND VS. BOSTON — LOST 2-0

| DATE | SITE | ATT.   |   | SCORE   | TOP SCORER      | TOP REBOUNDER       |
|------|------|--------|---|---------|-----------------|---------------------|
| 4/12 | BOS  | 13,505 | L | 94-104  | Kenon/Gervin-20 | Paultz-10           |
| 4/15 | SA   | 12,067 | L | 109-113 | Gervin-30       | Kenon/Paultz/Gale-7 |

## 1978 EASTERN CONFERENCE SEMIFINALS VS. WASHINGTON — LOST 4-2

| DATE | SITE | ATT.   |   | SCORE   | TOP SCORER   | TOP REBOUNDER  |
|------|------|--------|---|---------|--------------|----------------|
| 4/16 | SA   | 9,669  | W | 114-103 | Gervin-35    | Kenon-9        |
| 4/18 | SA   | 9,871  | L | 117-121 | Gervin-48    | Kenon-9        |
| 4/21 | WASH | 17,417 | L | 105-118 | Kenon-37     | Kenon/Paultz-8 |
| 4/23 | WASH | 13,549 | L | 95-98   | Gervin-35    | Paultz-8       |
| 4/25 | SA   | 9,709  | W | 116-105 | Gervin-27    | Kenon-14       |
| 4/28 | WASH | 19,035 | L | 100-103 | Olberding-24 | Green/Paultz-9 |

## 1979 EASTERN CONFERENCE SEMIFINALS VS. PHILADELPHIA — WON 4-3

| DATE | SITE | ATT.   |   | SCORE   | TOP SCORER | TOP REBOUNDER |
|------|------|--------|---|---------|------------|---------------|
| 4/15 | SA   | 10,253 | W | 119-106 | Gervin-31  | Paultz-9      |
| 4/17 | SA   | 16,709 | W | 121-120 | Gervin-29  | Kenon-7       |
| 4/20 | PHIL | 14,039 | L | 115-123 | Silas-32   | Kenon-15      |
| 4/22 | PHIL | 11,163 | W | 115-112 | Gervin-32  | Kenon-9       |
| 4/26 | SA   | 16,055 | L | 97-120  | Silas-19   | Kenon-9       |
| 4/29 | PHIL | 18,276 | L | 90-92   | Silas-27   | Kenon-15      |
| 5/02 | SA   | 16,055 | W | 111-108 | Gervin-33  | Gervin-12     |

## 1979 EASTERN CONFERENCE FINALS VS. WASHINGTON — LOST 4-3

| DATE | SITE | ATT.   |   | SCORE   | TOP SCORER | TOP REBOUNDER |
|------|------|--------|---|---------|------------|---------------|
| 5/04 | WASH | 19,035 | W | 118-97  | Gervin-34  | Kenon-21      |
| 5/06 | WASH | 19,035 | L | 95-115  | Kenon-25   | Kenon-8       |
| 5/09 | SA   | 15,318 | W | 116-114 | Gervin-29  | Paultz-12     |
| 5/11 | SA   | 16,055 | W | 118-102 | Gervin-42  | Kenon-17      |
| 5/13 | WASH | 19,035 | L | 103-107 | Gervin-28  | Olberding-13  |
| 5/16 | SA   | 16,055 | L | 100-108 | Gervin-20  | Kenon-15      |
| 5/18 | WASH | 19,035 | L | 105-107 | Gervin-42  | Kenon-11      |

## 1980 FIRST ROUND VS. HOUSTON — LOST 2-1

| DATE | SITE | ATT.   |   | SCORE   | TOP SCORER | TOP REBOUNDER     |
|------|------|--------|---|---------|------------|-------------------|
| 4/02 | HOU  | 14,454 | L | 85-95   | Gervin-19  | Kenon/Olberding-9 |
| 4/04 | SA   | 12,894 | W | 106-101 | Gervin-44  | Olberding-17      |
| 4/06 | HOU  | 15,676 | L | 120-141 | Gervin-37  | Shumate-8         |

## 1981 WESTERN CONFERENCE SEMIFINALS VS. HOUSTON — LOST 4-3

| DATE | SITE | ATT.   |   | SCORE   | TOP SCORER    | TOP REBOUNDER        |
|------|------|--------|---|---------|---------------|----------------------|
| 4/07 | SA   | 13,319 | L | 98-107  | Gervin-30     | G. Johnson-12        |
| 4/08 | SA   | 12,128 | W | 125-113 | Olberding-34  | G. Johnson/Griffin-7 |
| 4/10 | HOU  | 16,121 | L | 99-112  | Gervin-33     | G. Johnson/Gervin-8  |
| 4/12 | HOU  | 16,121 | W | 114-112 | Gervin-33     | Corzine-11           |
| 4/14 | SA   | 16,114 | L | 117-123 | R. Johnson-25 | G. Johnson-11        |
| 4/15 | HOU  | 16,121 | W | 101-96  | Gervin-26     | Three Players-8      |
| 4/17 | SA   | 16,114 | L | 100-105 | Gervin-21     | G. Johnson-10        |





# SPURS ALL-TIME PLAYOFF RESULTS

## 1982 WESTERN CONFERENCE SEMIFINALS VS. SEATTLE — WON 4-1

| DATE | SITE | ATT.   |   | SCORE   | TOP SCORER  | TOP REBOUNDER        |
|------|------|--------|---|---------|-------------|----------------------|
| 4/27 | SEA  | 14,457 | W | 95-93   | Gervin-31   | Mitchell-11          |
| 4/28 | SEA  | 19,403 | L | 99-114  | Gervin-24   | G. Johnson/Corzine-8 |
| 4/30 | SA   | 14,019 | W | 99-97   | Gervin-36   | Mitchel-12           |
| 5/02 | SA   | 15,002 | W | 115-113 | Mitchell-22 | Olberding/Banks-9    |
| 5/05 | SEA  | 23,180 | W | 109-103 | Gervin-26   | Corzine-11           |

## 1982 WESTERN CONFERENCE FINALS VS. LOS ANGELES LAKERS — LOST 4-0

|      |    |        |   |         |             |             |
|------|----|--------|---|---------|-------------|-------------|
| 5/09 | LA | 15,700 | L | 117-128 | Gervin-34   | Corzine-11  |
| 5/11 | LA | 17,505 | L | 101-110 | Mitchell-34 | Corzine-34  |
| 5/14 | SA | 15,800 | L | 108-118 | Gervin-39   | Gervin-15   |
| 5/15 | SA | 15,800 | L | 123-128 | Gervin-38   | Mitchell-10 |

## 1983 WESTERN CONFERENCE SEMIFINALS VS. DENVER — WON 4-1

| DATE | SITE | ATT.   |   | SCORE        | TOP SCORER | TOP REBOUNDER |
|------|------|--------|---|--------------|------------|---------------|
| 4/26 | SA   | 10,116 | W | 152-133      | Gervin-42  | Banks-11      |
| 4/27 | SA   | 10,690 | W | 126-109      | Gervin-30  | Gilmore-12    |
| 4/29 | DEN  | 16,965 | W | 127-126 (OT) | Moore-39   | Gilmore-14    |
| 5/02 | DEN  | 15,039 | L | 114-124      | Moore-27   | Gilmore-11    |
| 5/04 | SA   | 12,736 | W | 145-105      | Gervin-26  | Gilmore-15    |

## 1983 WESTERN CONFERENCE FINALS VS. LOS ANGELES LAKERS — LOST 4-2

|      |    |        |   |         |             |             |
|------|----|--------|---|---------|-------------|-------------|
| 5/08 | LA | 15,063 | L | 107-119 | Mitchell-26 | Gervin-9    |
| 5/10 | LA | 17,505 | W | 122-113 | Gervin-32   | Gilmore-20  |
| 5/13 | SA | 15,782 | L | 100-113 | Mitchell-23 | Gilmore-14  |
| 5/15 | SA | 15,782 | L | 121-129 | Mitchell-35 | Mitchell-11 |
| 5/18 | LA | 17,505 | W | 117-112 | Mitchell-26 | Gilmore-14  |
| 5/20 | SA | 15,782 | L | 100-101 | Gervin-25   | Gilmore-18  |

## 1985 WESTERN CONFERENCE FIRST ROUND VS. DENVER — LOST 3-2

| DATE | SITE | ATT.   |   | SCORE   | TOP SCORER  | TOP REBOUNDER      |
|------|------|--------|---|---------|-------------|--------------------|
| 4/18 | DEN  | 12,128 | L | 111-141 | Mitchell-23 | Jones-8            |
| 4/20 | DEN  | 17,022 | W | 113-111 | Gervin-41   | Gilmore-12         |
| 4/23 | SA   | 8,799  | L | 112-115 | Gervin-30   | Gilmore-14         |
| 4/26 | SA   | 8,621  | W | 116-111 | Mitchell-37 | Gilmore-13         |
| 4/28 | DEN  | 17,022 | L | 99-126  | Gilmore-19  | Iavaroni/Gilmore-8 |

## 1986 FIRST ROUND VS. LOS ANGELES LAKERS — LOST 3-0

| DATE | SITE | ATT.   |   | SCORE  | TOP SCORER  | TOP REBOUNDER      |
|------|------|--------|---|--------|-------------|--------------------|
| 4/17 | LA   | 17,505 | L | 88-135 | Mitchell-24 | Mitchell/Johnson-4 |
| 4/19 | LA   | 17,505 | L | 94-122 | Matthews-30 | Greenwood-7        |
| 4/23 | SA   | 7,918  | L | 94-114 | Matthews-30 | Gilmore-11         |

## 1988 FIRST ROUND VS. LOS ANGELES LAKERS — LOST 3-0

| DATE | SITE | ATT.   |   | SCORE   | TOP SCORER   | TOP REBOUNDER    |
|------|------|--------|---|---------|--------------|------------------|
| 4/29 | LA   | 17,505 | L | 110-122 | Robertson-34 | Anderson/Berry-5 |
| 5/01 | LA   | 17,505 | L | 112-130 | Robertson-28 | Brickowski-12    |
| 5/03 | SA   | 11,542 | L | 107-109 | Berry-27     | Anderson-5       |

## 1990 FIRST ROUND VS. DENVER — WON 3-0

| DATE | SITE | ATT.   |   | SCORE   | TOP SCORER  | TOP REBOUNDER |
|------|------|--------|---|---------|-------------|---------------|
| 4/26 | SA   | 15,910 | W | 119-103 | Anderson-27 | Robinson-13   |
| 4/28 | SA   | 15,910 | W | 129-120 | Robinson-31 | Cummings-13   |
| 5/01 | DEN  | 15,604 | W | 131-120 | Cummings-28 | Robinson-16   |

## 1990 WESTERN CONFERENCE SEMIFINALS VS. PORTLAND — LOST 4-3

|      |      |        |   |               |               |                       |
|------|------|--------|---|---------------|---------------|-----------------------|
| 5/05 | PORT | 12,884 | L | 94-107        | Brickowski-20 | Robinson-9            |
| 5/08 | PORT | 12,884 | L | 112-122       | Cummings-33   | Robinson-8            |
| 5/10 | SA   | 15,910 | W | 121-98        | Robinson-28   | Cummings/Strickland-9 |
| 5/12 | SA   | 15,910 | W | 115-105       | Cummings-35   | Cummings-11           |
| 5/15 | PORT | 12,884 | L | 132-138 (2OT) | Cummings-32   | Robinson-15           |
| 5/17 | SA   | 15,910 | W | 112-97        | Anderson-30   | Robinson-13           |
| 5/19 | PORT | 12,884 | L | 105-108 (OT)  | Cummings-27   | Robinson-16           |

## 1991 FIRST ROUND VS. GOLDEN STATE — LOST 3-1

| DATE | SITE | ATT.   |   | SCORE   | TOP SCORER  | TOP REBOUNDER |
|------|------|--------|---|---------|-------------|---------------|
| 4/25 | SA   | 15,908 | W | 130-121 | Anderson-38 | Robinson-13   |
| 4/27 | SA   | 15,908 | L | 98-111  | Robinson-28 | Robinson-15   |
| 5/01 | GS   | 15,025 | L | 106-109 | Robinson-27 | Robinson-12   |
| 5/03 | GS   | 15,025 | L | 97-110  | Elliott-23  | Robinson-14   |

## 1992 FIRST ROUND VS. PHOENIX — LOST 3-0

| DATE | SITE | ATT.   |   | SCORE   | TOP SCORER  | TOP REBOUNDER    |
|------|------|--------|---|---------|-------------|------------------|
| 4/24 | PHO  | 14,496 | L | 111-117 | Cummings-30 | Cummings-12      |
| 4/26 | PHO  | 14,496 | L | 107-119 | Cummings-31 | Cummings-10      |
| 4/29 | SA   | 14,853 | L | 92-101  | Carr-20     | Carr/Cummings-12 |

# SPURS ALL-TIME PLAYOFF RESULTS



## 1993 FIRST ROUND VS. PORTLAND — WON 3-1

| DATE | SITE | ATT.   |   | SCORE       | TOP SCORER           | TOP REBOUNDER |
|------|------|--------|---|-------------|----------------------|---------------|
| 4/29 | PORT | 12,888 | W | 87-86       | Elliott-18           | Robinson-15   |
| 5/01 | PORT | 12,888 | L | 96-105      | Robinson/Cummings-15 | Robinson-14   |
| 5/05 | SA   | 16,057 | W | 107-101     | Robinson-26          | Robinson-14   |
| 5/07 | SA   | 16,057 | W | 100-97 (OT) | Ellis-21             | Robinson-17   |

## 1993 WESTERN CONFERENCE SEMIFINALS VS. PHOENIX — LOST 4-2

|      |     |        |   |         |                   |                    |
|------|-----|--------|---|---------|-------------------|--------------------|
| 5/11 | PHO | 19,023 | L | 89-95   | Robinson-32       | Robinson-10        |
| 5/13 | PHO | 19,023 | L | 103-109 | Robinson-27       | Robinson-10        |
| 5/15 | SA  | 16,057 | W | 111-96  | Carr-21           | Johnson/Robinson-8 |
| 5/16 | SA  | 16,057 | W | 117-103 | Robinson-36       | Robinson-16        |
| 5/18 | PHO | 19,023 | L | 97-109  | Robinson/Ellis-24 | Robinson-8         |
| 5/20 | SA  | 16,057 | L | 100-102 | Robinson-22       | Robinson-14        |

## 1994 FIRST ROUND VS. UTAH — LOST 3-1

| DATE | SITE | ATT.   |   | SCORE  | TOP SCORER       | TOP REBOUNDER   |
|------|------|--------|---|--------|------------------|-----------------|
| 4/28 | SA   | 18,257 | W | 106-89 | Robinson-25      | Rodman-11       |
| 4/30 | SA   | 20,640 | L | 84-96  | Knight-16        | Rodman-17       |
| 5/03 | UT   | 19,911 | L | 72-105 | Robinson/Carr-16 | Rob/Cummings-11 |
| 5/05 | UT   | 19,911 | L | 90-95  | Robinson-27      | Rodman-20       |

## 1995 FIRST ROUND VS. DENVER — WON 3-0

| DATE | SITE | ATT.   |   | SCORE  | TOP SCORER          | TOP REBOUNDER |
|------|------|--------|---|--------|---------------------|---------------|
| 4/28 | SA   | 25,235 | W | 104-88 | Elliott-21          | Rodman-12     |
| 4/30 | SA   | 23,665 | W | 122-96 | Robinson/Rodman-19  | Rodman-16     |
| 5/02 | DEN  | 17,171 | W | 99-95  | Johnson/Robinson-24 | Rodman-13     |

## 1995 WESTERN CONFERENCE SEMIFINALS VS. LA LAKERS — WON 4-2

|      |    |        |   |            |                    |             |
|------|----|--------|---|------------|--------------------|-------------|
| 5/06 | SA | 24,002 | W | 110-94     | Robinson-33        | Rodman-12   |
| 5/08 | SA | 26,127 | W | 97-90 (OT) | Robinson/Rodman-22 | Rodman-22   |
| 5/12 | LA | 17,505 | L | 85-92      | Robinson-34        | Rodman-13   |
| 5/14 | LA | 17,505 | W | 80-71      | Robinson-26        | Robinson-22 |
| 5/16 | SA | 35,888 | L | 96-98 (OT) | Robinson-34        | Robinson-17 |
| 5/18 | LA | 17,505 | W | 100-88     | Robinson-31        | Rodman-16   |

## 1995 WESTERN CONFERENCE FINALS VS. HOUSTON — LOST 4-2

| DATE | SITE | ATT.   |   | SCORE   | TOP SCORER          | TOP REBOUNDER      |
|------|------|--------|---|---------|---------------------|--------------------|
| 5/22 | SA   | 33,337 | L | 93-94   | Elliott-24          | Rodman-20          |
| 5/24 | SA   | 35,888 | L | 96-106  | Robinson-32         | Robinson-12        |
| 5/26 | HOU  | 16,611 | W | 107-102 | Robinson-29         | Rodman-12          |
| 5/28 | HOU  | 16,611 | W | 103-81  | Robinson-20         | Rodman-19          |
| 5/30 | SA   | 35,888 | L | 90-111  | Robinson-22         | Robinson/Rodman-12 |
| 6/01 | HOU  | 16,611 | L | 95-100  | Johnson/Robinson-19 | Rodman-17          |

## 1996 FIRST ROUND VS. PHOENIX — WON 3-1

| DATE | SITE | ATT.   |   | SCORE   | TOP SCORER   | TOP REBOUNDER |
|------|------|--------|---|---------|--------------|---------------|
| 4/26 | SA   | 16,545 | W | 120-98  | Del Negro-29 | Perdue-9      |
| 4/28 | SA   | 19,507 | W | 110-105 | Robinson-40  | Robinson-21   |
| 5/01 | PHO  | 19,023 | L | 93-94   | Robinson-22  | Perdue-9      |
| 5/03 | PHO  | 19,023 | W | 116-98  | Robinson-30  | Robinson-13   |

## 1996 WESTERN CONFERENCE SEMIFINALS VS. UTAH — LOST 4-2

|      |    |        |   |        |                       |                 |
|------|----|--------|---|--------|-----------------------|-----------------|
| 5/07 | SA | 15,112 | L | 75-95  | Robinson-29           | Perdue-7        |
| 5/09 | SA | 18,635 | W | 88-77  | Robinson-24           | Robinson-12     |
| 5/11 | UT | 19,911 | L | 75-105 | Elliott-17            | Robinson-9      |
| 5/12 | UT | 19,911 | L | 86-101 | Elliott-22            | Person/Perdue-7 |
| 5/14 | SA | 34,215 | W | 98-87  | Robinson-24           | Robinson-15     |
| 5/16 | UT | 19,911 | L | 81-108 | Del Negro/Robinson-17 | Robinson-8      |

## 1998 FIRST ROUND VS. PHOENIX — WON 3-1

| DATE | SITE | ATT.   |   | SCORE   | TOP SCORER  | TOP REBOUNDER |
|------|------|--------|---|---------|-------------|---------------|
| 4/23 | PHO  | 19,023 | W | 102-96  | Duncan-32   | Robinson-15   |
| 4/25 | PHO  | 19,023 | L | 101-108 | Robinson-23 | Robinson-16   |
| 4/27 | SA   | 20,486 | W | 100-88  | Duncan-22   | Duncan-14     |
| 4/29 | SA   | 27,528 | W | 99-80   | Johnson-30  | Robinson-21   |

## 1998 WESTERN CONFERENCE SEMIFINALS VS. UTAH — LOST 4-1

|      |    |        |   |              |             |             |
|------|----|--------|---|--------------|-------------|-------------|
| 5/05 | UT | 19,911 | L | 82-83        | Duncan-33   | Robinson-16 |
| 5/07 | UT | 19,911 | L | 106-109 (OT) | Duncan-26   | Robinson-14 |
| 5/09 | SA | 26,086 | W | 86-64        | Robinson-21 | Perdue-11   |
| 5/10 | SA | 28,587 | L | 73-82        | Duncan-22   | Robinson-11 |
| 5/12 | UT | 19,911 | L | 77-87        | Robinson-21 | Robinson-13 |



# SPURS ALL-TIME PLAYOFF RESULTS

## 1999 FIRST ROUND VS. MINNESOTA — WON 3-1

| DATE | SITE | ATT.   |   | SCORE | TOP SCORER  | TOP REBOUNDER |
|------|------|--------|---|-------|-------------|---------------|
| 5/09 | SA   | 22,356 | W | 99-86 | Duncan-26   | Duncan-12     |
| 5/11 | SA   | 22,494 | L | 71-80 | Duncan-18   | Duncan-16     |
| 5/13 | MIN  | 17,444 | W | 85-71 | Johnson-24  | Robinson-18   |
| 5/15 | MIN  | 15,898 | W | 92-85 | Robinson-19 | Robinson-11   |

## 1999 WESTERN CONFERENCE SEMIFINALS VS. LA LAKERS — WON 4-0

|      |    |        |   |         |           |           |
|------|----|--------|---|---------|-----------|-----------|
| 5/17 | SA | 25,297 | W | 87-81   | Duncan-25 | Perdue-9  |
| 5/19 | SA | 33,293 | W | 79-76   | Duncan-21 | Duncan-8  |
| 5/22 | LA | 17,505 | W | 103-91  | Duncan-37 | Duncan-14 |
| 5/23 | LA | 17,505 | W | 118-107 | Duncan-33 | Duncan-14 |

## 1999 WESTERN CONFERENCE FINALS VS. PORTLAND — WON 4-0

|      |     |        |   |       |                    |             |
|------|-----|--------|---|-------|--------------------|-------------|
| 5/29 | SA  | 35,165 | W | 80-76 | Duncan/Robinson-21 | Duncan-13   |
| 5/31 | SA  | 35,260 | W | 86-85 | Duncan-23          | Duncan-10   |
| 6/04 | POR | 20,732 | W | 85-63 | Jackson-19         | Robinson-9  |
| 6/06 | POR | 20,735 | W | 94-80 | Robinson-20        | Robinson-10 |

## 1999 FINALS VS. NEW YORK — WON 4-1

|      |    |        |   |       |             |             |
|------|----|--------|---|-------|-------------|-------------|
| 6/16 | SA | 39,514 | W | 89-77 | Duncan-33   | Duncan-16   |
| 6/18 | SA | 39,554 | W | 80-67 | Duncan-25   | Duncan-15   |
| 6/21 | NY | 19,763 | L | 81-89 | Robinson-25 | Duncan-12   |
| 6/23 | NY | 19,763 | W | 96-89 | Duncan-28   | Duncan-18   |
| 6/25 | NY | 19,763 | W | 78-77 | Duncan-31   | Robinson-12 |

## 2000 FIRST ROUND VS. PHOENIX — LOST 3-1

| DATE | SITE | ATT.   |   | SCORE  | TOP SCORER  | TOP REBOUNDER |
|------|------|--------|---|--------|-------------|---------------|
| 4/22 | SA   | 21,916 | L | 70-72  | Elliott-15  | Walker-16     |
| 4/25 | SA   | 20,617 | W | 85-70  | Robinson-25 | Robinson-15   |
| 4/29 | PHO  | 19,023 | L | 94-101 | Robinson-37 | Robinson-13   |
| 5/02 | PHO  | 19,023 | L | 78-89  | Robinson-21 | Robinson-16   |

## 2001 FIRST ROUND VS. MINNESOTA — WON 3-1

| DATE | SITE | ATT.   |   | SCORE | TOP SCORER  | TOP REBOUNDER      |
|------|------|--------|---|-------|-------------|--------------------|
| 4/21 | SA   | 33,983 | W | 87-82 | Duncan-33   | Duncan-15          |
| 4/23 | SA   | 31,759 | W | 86-69 | Duncan-18   | Duncan/Robinson-11 |
| 4/28 | MIN  | 17,676 | L | 84-93 | Robinson-22 | Robinson-17        |
| 4/30 | MIN  | 16,336 | W | 97-84 | Duncan-24   | Duncan-16          |

## 2001 WESTERN CONFERENCE SEMIFINALS VS. DALLAS — WON 4-1

|      |     |        |   |         |             |                    |
|------|-----|--------|---|---------|-------------|--------------------|
| 5/05 | SA  | 32,798 | W | 94-78   | Duncan-31   | Duncan-13          |
| 5/07 | SA  | 27,690 | W | 100-86  | Duncan-25   | Duncan-22          |
| 5/09 | DAL | 18,237 | W | 104-90  | Robinson-19 | Duncan/Robinson-14 |
| 5/12 | DAL | 18,187 | L | 108-112 | Duncan-29   | Duncan-18          |
| 5/14 | SA  | 25,853 | W | 105-87  | Duncan-32   | Duncan-20          |

## 2001 WESTERN CONFERENCE FINALS VS. LA LAKERS — LOST 4-0

|      |    |        |   |        |                   |             |
|------|----|--------|---|--------|-------------------|-------------|
| 5/19 | SA | 36,068 | L | 90-104 | Duncan-28         | Duncan-14   |
| 5/21 | SA | 35,574 | L | 81-88  | Duncan-40         | Duncan-15   |
| 5/25 | LA | 18,997 | L | 72-111 | Robinson-24       | Duncan-13   |
| 5/27 | LA | 18,997 | L | 82-111 | Daniels/Duncan-15 | Robinson-11 |

## 2002 FIRST ROUND VS. SEATTLE — WON 3-2

| DATE | SITE | ATT.   |   | SCORE  | TOP SCORER       | TOP REBOUNDER |
|------|------|--------|---|--------|------------------|---------------|
| 4/20 | SA   | 23,634 | W | 110-89 | Duncan/Parker-21 | Duncan-10     |
| 4/22 | SA   | 23,059 | L | 90-98  | Duncan-32        | Duncan-12     |
| 4/27 | SEA  | 17,072 | W | 102-75 | Duncan-27        | Duncan-13     |
| 5/01 | SEA  | 17,072 | L | 79-91  | Rose-28          | Rose-13       |
| 5/03 | SA   | 23,369 | W | 101-78 | Duncan-23        | Rose-13       |

## 2002 WESTERN CONFERENCE SEMIFINALS VS. LA LAKERS — LOST 4-1

|      |    |        |   |       |           |                    |
|------|----|--------|---|-------|-----------|--------------------|
| 5/05 | LA | 18,997 | L | 80-86 | Duncan-26 | Duncan-21          |
| 5/07 | LA | 18,997 | W | 88-85 | Duncan-27 | Duncan-17          |
| 5/10 | SA | 35,520 | L | 89-99 | Duncan-28 | Duncan-12          |
| 5/12 | SA | 32,342 | L | 85-87 | Duncan-30 | Duncan/Robinson-11 |
| 5/14 | LA | 18,997 | L | 87-93 | Duncan-34 | Duncan-25          |

# SPURS ALL-TIME PLAYOFF RESULTS



## 2003 FIRST ROUND VS. PHOENIX – WON 4-2

| DATE | SITE | ATT.   | SCORE        | TOP SCORER | TOP REBOUNDER |
|------|------|--------|--------------|------------|---------------|
| 4/19 | SA   | 19,217 | L 95-96 (OT) | Jackson-23 | Duncan-13     |
| 4/21 | SA   | 19,217 | W 84-76      | Jackson-23 | Duncan-12     |
| 4/25 | PHO  | 19,023 | W 99-86      | Parker-29  | Duncan-23     |
| 4/27 | PHO  | 18,756 | L 84-86      | Duncan-24  | Rose-14       |
| 4/29 | SA   | 19,217 | W 94-82      | Rose-27    | Duncan-17     |
| 5/01 | PHO  | 18,913 | W 87-85      | Jackson-21 | Duncan-20     |

## 2003 WESTERN CONFERENCE SEMIFINALS VS. LA LAKERS – WON 4-2

|      |    |        |          |           |             |
|------|----|--------|----------|-----------|-------------|
| 5/05 | SA | 18,797 | W 87-82  | Duncan-28 | Robinson-11 |
| 5/07 | SA | 18,797 | W 114-95 | Bowen-27  | Duncan-13   |
| 5/09 | LA | 18,997 | L 95-110 | Duncan-28 | Duncan-11   |
| 5/11 | LA | 18,997 | L 95-99  | Duncan-36 | Jackson-11  |
| 5/13 | SA | 18,797 | W 96-94  | Duncan-27 | Duncan-14   |
| 5/15 | LA | 18,997 | W 110-82 | Duncan-37 | Duncan-16   |

## 2003 WESTERN CONFERENCES FINALS VS. DALLAS – WON 4-2

|      |     |        |           |            |                    |
|------|-----|--------|-----------|------------|--------------------|
| 5/19 | SA  | 18,797 | L 110-113 | Duncan-40  | Duncan 15          |
| 5/21 | SA  | 18,797 | W 119-106 | Duncan-32  | Duncan 15          |
| 5/23 | DAL | 20,695 | W 96-83   | Duncan-34  | Duncan 24          |
| 5/25 | DAL | 20,561 | W 102-95  | Parker-25  | Duncan 20          |
| 5/27 | SA  | 18,797 | L 91-103  | Duncan-23  | Duncan 15          |
| 5/29 | DAL | 20,812 | W 90-78   | Jackson-24 | Rose 11, Duncan 11 |

## 2003 FINALS VS. NEW JERSEY – WON 4-2

|      |    |        |          |           |           |
|------|----|--------|----------|-----------|-----------|
| 6/04 | SA | 18,797 | W 101-89 | Duncan-32 | Duncan-20 |
| 6/06 | SA | 18,797 | L 85-87  | Parker-21 | Duncan-12 |
| 6/08 | NJ | 19,280 | W 84-79  | Parker-26 | Duncan-16 |
| 6/11 | NJ | 19,280 | L 76-77  | Duncan-23 | Duncan-17 |
| 6/13 | NJ | 19,280 | W 93-83  | Duncan-29 | Duncan-17 |
| 6/15 | SA | 18,797 | W 88-77  | Duncan-21 | Duncan-20 |

## 2004 FIRST ROUND VS. MEMPHIS – WON 4-0

| DATE | SITE | ATT.   | SCORE    | TOP SCORER | TOP REBOUNDER  |
|------|------|--------|----------|------------|----------------|
| 5/17 | SA   | 18,797 | W 98-74  | Duncan-26  | Duncan-9       |
| 5/19 | SA   | 18,797 | W 87-70  | Parker-27  | Duncan-12      |
| 5/22 | MEM  | 19,351 | W 95-93  | Duncan-22  | Duncan-13      |
| 5/25 | MEM  | 19,351 | W 110-97 | Parker-29  | Duncan/Horry-7 |

## 2004 WESTERN CONFERENCE SEMIFINALS VS. LA LAKERS – LOST 4-2

|      |    |        |          |             |                |
|------|----|--------|----------|-------------|----------------|
| 5/02 | SA | 18,797 | W 88-78  | Duncan-30   | Duncan-11      |
| 5/05 | SA | 18,797 | W 95-85  | Parker-30   | Bowen/Duncan-7 |
| 5/09 | LA | 18,997 | L 81-105 | Ginobili-17 | Duncan-13      |
| 5/11 | LA | 18,997 | L 90-98  | Ginobili-20 | Duncan-10      |
| 5/13 | SA | 18,797 | L 73-74  | Duncan-21   | Duncan-21      |
| 5/15 | LA | 18,997 | L 76-88  | Duncan-20   | Duncan-11      |

## 2005 FIRST ROUND VS. DENVER – WON 4-1

| DATE | SITE | ATT.   | SCORE          | TOP SCORER  | TOP REBOUNDER  |
|------|------|--------|----------------|-------------|----------------|
| 4/24 | SA   | 18,797 | L 87-93        | Ginobili-23 | Mohammed-15    |
| 4/27 | SA   | 18,797 | W 104-76       | Duncan-24   | Duncan/Horry-9 |
| 4/30 | DEN  | 19,913 | W 86-78        | Ginobili-32 | Duncan-11      |
| 5/02 | DEN  | 19,776 | W 126-115 (OT) | Duncan-39   | Duncan-14      |
| 5/04 | SA   | 18,797 | W 99-89        | Parker-21   | Mohammed-13    |

## 2005 WESTERN CONFERENCE SEMIFINALS VS. SEATTLE – WON 4-2

|      |     |        |          |             |             |
|------|-----|--------|----------|-------------|-------------|
| 5/08 | SA  | 18,797 | W 103-81 | Parker-29   | Duncan-9    |
| 5/10 | SA  | 18,797 | W 108-91 | Ginobili-28 | Mohammed-10 |
| 5/12 | SEA | 17,072 | L 91-92  | Duncan-23   | Duncan-11   |
| 5/15 | SEA | 17,072 | L 89-101 | Duncan-35   | Duncan-10   |
| 5/17 | SA  | 18,797 | W 103-90 | Ginobili-39 | Duncan-14   |
| 5/19 | SEA | 17,072 | W 98-96  | Duncan-26   | Duncan-9    |

## 2005 WESTERN CONFERENCE FINALS VS. PHOENIX – WON 4-1

|      |     |        |           |             |                   |
|------|-----|--------|-----------|-------------|-------------------|
| 5/22 | PHO | 18,422 | W 121-114 | Parker-29   | Duncan-15         |
| 5/24 | PHO | 18,422 | W 111-108 | Duncan-30   | Duncan/Mohammed-8 |
| 5/28 | SA  | 18,797 | W 102-92  | Duncan-33   | Duncan-15         |
| 5/30 | SA  | 18,797 | L 106-111 | Ginobili-28 | Duncan-16         |
| 6/01 | PHO | 18,422 | W 101-95  | Duncan-31   | Duncan-15         |

## 2005 FINALS VS. DETROIT – WON 4-3

|      |     |        |              |                    |           |
|------|-----|--------|--------------|--------------------|-----------|
| 6/09 | SA  | 18,797 | W 84-69      | Ginobili-26        | Duncan-17 |
| 6/12 | SA  | 18,797 | W 97-76      | Ginobili-27        | Duncan-11 |
| 6/14 | DET | 22,076 | L 79-96      | Parker-21          | Duncan-10 |
| 6/16 | DET | 22,076 | L 71-102     | Duncan-16          | Duncan-16 |
| 6/19 | DET | 22,076 | W 96-95 (OT) | Duncan-26          | Duncan-19 |
| 6/21 | SA  | 18,797 | L 86-95      | Duncan/Ginobili-21 | Duncan-15 |
| 6/23 | SA  | 18,797 | W 81-74      | Duncan-25          | Duncan-11 |



# SPURS ALL-TIME PLAYOFF RESULTS

## 2006 FIRST ROUND VS. SACRAMENTO – WON 4-2

| DATE | SITE | ATT.   | SCORE          | TOP SCORER  | TOP REBOUNDER     |
|------|------|--------|----------------|-------------|-------------------|
| 4/22 | SA   | 18,797 | W 122-88       | Parker-25   | Mohammed-8        |
| 4/25 | SA   | 18,797 | W 128-119 (OT) | Ginobili-32 | Duncan-13         |
| 4/28 | SAC  | 17,317 | L 93-94        | Duncan-29   | Duncan-12         |
| 4/30 | SAC  | 17,317 | L 84-102       | Parker-22   | Duncan-8          |
| 5/02 | SA   | 18,797 | W 109-98       | Ginobili-27 | Duncan/Ginobili-9 |
| 5/05 | SAC  | 17,317 | W 105-83       | Parker-31   | Horry-7           |

## 2006 WESTERN CONFERENCE SEMIFINALS VS. DALLAS – LOST 4-3

|      |     |        |                |             |             |
|------|-----|--------|----------------|-------------|-------------|
| 5/07 | SA  | 18,797 | W 87-85        | Duncan-31   | Duncan-13   |
| 5/09 | SA  | 18,797 | L 91-113       | Duncan-28   | Duncan-9    |
| 5/13 | DAL | 20,865 | L 103-104      | Duncan-35   | Duncan-12   |
| 5/15 | DAL | 20,969 | L 118-123 (OT) | Parker-33   | Duncan-13   |
| 5/17 | SA  | 18,797 | W 98-97        | Duncan-36   | Duncan-12   |
| 5/19 | DAL | 20,986 | W 91-86        | Ginobili-30 | Ginobili-10 |
| 5/22 | SA  | 18,797 | L 111-119 (OT) | Duncan-41   | Duncan-15   |

## 2007 FIRST ROUND VS. DENVER – WON 4-1

| DATE | SITE | ATT.   | SCORE   | TOP SCORER | TOP REBOUNDER |
|------|------|--------|---------|------------|---------------|
| 4/22 | SA   | 18,797 | L 89-95 | Parker-19  | Duncan-10     |
| 4/25 | SA   | 18,797 | W 97-88 | Duncan-22  | Oberto-10     |
| 4/28 | DEN  | 19,951 | W 96-91 | Parker-21  | Duncan-13     |
| 4/30 | DEN  | 19,644 | W 96-89 | Duncan-22  | Duncan-11     |
| 5/2  | SA   | 18,797 | W 93-78 | Finley-26  | Duncan-12     |

## 2007 WESTERN CONFERENCE SEMIFINALS VS. PHOENIX – WON 4-2

|      |     |        |           |              |           |
|------|-----|--------|-----------|--------------|-----------|
| 5/6  | PHO | 18,422 | W 111-106 | Duncan-33    | Duncan-16 |
| 5/8  | PHO | 18,422 | L 81-101  | Duncan-29    | Duncan-11 |
| 5/12 | SA  | 18,797 | W 108-101 | Duncan-33    | Duncan-19 |
| 5/14 | SA  | 18,797 | L 98-104  | Parker-23    | Duncan-11 |
| 5/16 | PHO | 18,422 | W 88-85   | Ginobili-26  | Duncan-12 |
| 5/18 | SA  | 18,797 | W 114-106 | Ginobili -33 | Duncan-13 |

## 2007 WESTERN CONFERENCE FINALS VS. UTAH – WON 4-1

|      |    |        |           |                  |           |
|------|----|--------|-----------|------------------|-----------|
| 5/20 | SA | 18,300 | W 108-100 | Duncan-27        | Duncan-10 |
| 5/22 | SA | 18,797 | W 105-96  | Duncan-26        | Duncan-14 |
| 5/26 | UT | 19,911 | L 83-109  | Parker-25        | Duncan-8  |
| 5/28 | UT | 19,911 | W 91-79   | Ginobili-22      | Oberto-11 |
| 5/30 | SA | 18,797 | W 109-84  | Duncan/Parker-21 | Duncan-10 |

## 2007 FINALS VS. CLEVELAND – WON 4-0

|      |     |        |          |             |                |
|------|-----|--------|----------|-------------|----------------|
| 6/7  | SA  | 18,797 | W 85-76  | Parker-27   | Duncan-13      |
| 6/10 | SA  | 18,797 | W 103-92 | Parker-22   | Duncan/Horry-9 |
| 6/12 | CLE | 20,562 | W 75-72  | Parker-17   | Duncan/Bowen-9 |
| 6/14 | CLE | 20,562 | W 83-82  | Ginobili-27 | Duncan-15      |

## 2008 FIRST ROUND VS. PHOENIX – WON 4-1

| DATE | SITE | ATT.   | SCORE           | TOP SCORER | TOP REBOUNDER |
|------|------|--------|-----------------|------------|---------------|
| 4/19 | SA   | 18,797 | W 117-115 (2OT) | Duncan-40  | Duncan-15     |
| 4/22 | SA   | 18,797 | W 102-96        | Parker-32  | Duncan-17     |
| 4/25 | PHO  | 18,422 | W 115-99        | Parker-41  | Duncan-10     |
| 4/27 | PHO  | 18,422 | L 85-106        | Parker-18  | Duncan-10     |
| 4/29 | SA   | 18,797 | W 92-87         | Parker-31  | Duncan-17     |

## 2008 WESTERN CONFERENCE SEMIFINALS VS. NEW ORLEANS – WON 4-3

|      |    |        |          |                    |                   |
|------|----|--------|----------|--------------------|-------------------|
| 5/3  | NO | 18,040 | L 82-101 | Parker-23          | Ginobili/Oberto-6 |
| 5/5  | NO | 17,927 | L 84-102 | Duncan-18          | Duncan-8          |
| 5/8  | SA | 18,797 | W 110-99 | Ginobili/Parker-31 | Duncan-13         |
| 5/11 | SA | 18,797 | W 100-80 | Parker-22          | Duncan-15         |
| 5/13 | NO | 18,246 | L 79-101 | Ginobili-20        | Duncan-23         |
| 5/15 | SA | 18,797 | W 99-80  | Ginobili-25        | Duncan-15         |
| 5/19 | NO | 18,235 | W 91-82  | Ginobili-26        | Duncan-14         |

## 2008 WESTERN CONFERENCE FINALS VS. LA LAKERS – LOST 4-1

|      |    |        |          |              |           |
|------|----|--------|----------|--------------|-----------|
| 5/21 | LA | 18,997 | L 85-89  | Duncan-30    | Duncan-18 |
| 5/23 | LA | 18,997 | L 71-101 | Parker-13    | Duncan-16 |
| 5/25 | SA | 18,797 | W 103-84 | Ginobili -30 | Duncan-21 |
| 5/27 | SA | 18,797 | L 91-93  | Duncan-29    | Duncan-17 |
| 5/29 | LA | 18,997 | L 92-100 | Parker-23    | Duncan-15 |

## 2009 FIRST ROUND VS. DALLAS – LOST 4-1

| DATE | SITE | ATT.   | SCORE    | TOP SCORER  | TOP REBOUNDER |
|------|------|--------|----------|-------------|---------------|
| 4/18 | SA   | 18,797 | L 97-105 | Duncan - 27 | Duncan - 9    |
| 4/20 | SA   | 18,797 | W 105-84 | Parker - 38 | Duncan - 11   |
| 4/23 | DAL  | 20,491 | L 67-88  | Parker - 12 | Thomas - 10   |
| 4/25 | DAL  | 20,829 | L 90-99  | Parker - 43 | Duncan - 10   |
| 4/28 | SA   | 18,797 | L 93-106 | Duncan - 30 | Duncan - 8    |



# SPURS ALL-TIME PLAYOFF RESULTS



## 2010 FIRST ROUND VS. DALLAS – WON 4-2

| DATE | SITE | ATT.   |   | SCORE  | TOP SCORER    | TOP REBOUNDER      |
|------|------|--------|---|--------|---------------|--------------------|
| 4/18 | DAL  | 20,372 | L | 94-100 | Duncan – 27   | Duncan/McDyess – 8 |
| 4/21 | DAL  | 20,728 | W | 102-88 | Duncan – 25   | Duncan – 17        |
| 4/23 | SA   | 18,581 | W | 94-90  | Duncan – 25   | McDyess – 6        |
| 4/25 | SA   | 18,581 | W | 92-89  | Hill – 29     | Duncan – 11        |
| 4/27 | DAL  | 20,557 | L | 103-81 | Parker – 18   | Blair – 8          |
| 4/29 | SA   | 18,581 | W | 97-87  | Ginobili – 26 | Duncan – 10        |

## 2010 WESTERN CONFERENCE SEMIFINALS VS. PHOENIX – LOST 4-0

|     |     |        |   |         |               |                       |
|-----|-----|--------|---|---------|---------------|-----------------------|
| 5/3 | PHO | 18,422 | L | 102-111 | Ginobili – 27 | Duncan – 11           |
| 5/5 | PHO | 18,422 | L | 102-110 | Duncan – 29   | Duncan/Jefferson – 10 |
| 5/7 | SA  | 18,581 | L | 96-110  | Ginobili – 27 | Duncan – 13           |
| 5/9 | SA  | 18,581 | L | 101-107 | Parker – 22   | Duncan/Jefferson – 8  |

## 2011 FIRST ROUND VS. MEMPHIS – LOST 2-4

| DATE | SITE | ATT.   |   | SCORE        | TOP SCORER    | TOP REBOUNDER |
|------|------|--------|---|--------------|---------------|---------------|
| 4/17 | SA   | 18,581 | L | 98-101       | Parker – 20   | Duncan – 13   |
| 4/20 | SA   | 18,581 | W | 93-87        | Ginobili – 17 | Duncan -10    |
| 4/23 | MEM  | 18,119 | L | 88-91        | Ginobili – 23 | Duncan – 11   |
| 4/25 | MEM  | 18,119 | L | 86-104       | Parker – 23   | Splitter – 9  |
| 4/27 | SA   | 18,581 | W | 110-103 (OT) | Ginobili – 33 | Duncan – 12   |
| 4/29 | MEM  | 18,119 | L | 91-99        | Parker – 23   | Duncan – 10   |

## 2012 FIRST ROUND VS. UTAH – WON 4-0

| DATE | SITE | ATT.   |   | SCORE  | TOP SCORER    | TOP REBOUNDER |
|------|------|--------|---|--------|---------------|---------------|
| 4/29 | SA   | 18,581 | W | 106-91 | Parker – 28   | Duncan – 11   |
| 5/2  | SA   | 18,581 | W | 114-83 | Parker – 18   | Duncan – 13   |
| 5/5  | UTA  | 19,911 | W | 102-90 | Parker – 27   | Splitter – 8  |
| 5/7  | UTA  | 19,911 | W | 87-81  | Ginobili – 17 | Jackson – 6   |

## 2012 WESTERN CONFERENCE SEMIFINALS VS. L.A. CLIPPERS – WON 4-0

| DATE | SITE | ATT.   |   | SCORE  | TOP SCORER    | TOP REBOUNDER |
|------|------|--------|---|--------|---------------|---------------|
| 5/15 | SA   | 18,581 | W | 108-92 | Ginobili – 22 | Diaw – 12     |
| 5/17 | SA   | 18,581 | W | 105-88 | Parker – 22   | Leonard – 6   |
| 5/19 | LA   | 19,060 | W | 96-86  | Parker – 23   | Duncan – 13   |
| 5/20 | LA   | 19,060 | W | 102-99 | Duncan – 21   | Duncan – 9    |

## 2012 WESTERN CONFERENCE FINALS VS. OKLAHOMA CITY – LOST 2-4

| DATE | SITE | ATT.   |   | SCORE   | TOP SCORER          | TOP REBOUNDER |
|------|------|--------|---|---------|---------------------|---------------|
| 5/27 | SA   | 18,581 | W | 101-98  | Ginobili – 26       | Duncan – 11   |
| 5/29 | SA   | 18,581 | W | 120-111 | Parker – 34         | Duncan – 12   |
| 5/31 | OKC  | 18,203 | L | 82-102  | Parker/Jackson – 16 | 3 Players – 6 |
| 6/2  | OKC  | 18,203 | L | 103-109 | Duncan – 21         | Leonard – 9   |
| 6/4  | SA   | 18,581 | L | 103-108 | Ginobili – 34       | Duncan – 12   |
| 6/6  | OKC  | 18,203 | L | 99-107  | Parker – 29         | Duncan – 14   |

## 2013 FIRST ROUND VS. LOS ANGELES LAKERS – WON 4-0

| DATE | SITE | ATT.   |   | SCORE  | TOP SCORER            | TOP REBOUNDER |
|------|------|--------|---|--------|-----------------------|---------------|
| 5/19 | SA   | 18,581 | W | 105-83 | Ginobili, Parker - 18 | Duncan - 10   |
| 4/24 | SA   | 18,581 | W | 102-91 | Parker - 28           | Leonard - 7   |
| 4/26 | LA   | 18,997 | W | 120-89 | Duncan - 26           | Duncan - 9    |
| 5/28 | LA   | 18,997 | W | 103-82 | Parker - 23           | Leonard - 7   |

## 2013 WESTERN CONFERENCE SEMIFINALS VS. GOLDEN STATE – WON 4-2

| DATE | SITE | ATT.   |   | SCORE      | TOP SCORER    | TOP REBOUNDER |
|------|------|--------|---|------------|---------------|---------------|
| 5/6  | SA   | 18,581 | W | 129-127    | Parker - 28   | Duncan - 11   |
| 5/8  | SA   | 18,581 | L | 91-100     | Parker - 20   | Leonard - 12  |
| 5/10 | GS   | 19,596 | W | 102-92     | Parker - 32   | Duncan - 10   |
| 5/12 | GS   | 19,596 | L | 87-97 (OT) | Ginobili - 21 | Duncan - 15   |
| 5/14 | SA   | 18,581 | W | 109-91     | Parker - 25   | Duncan - 11   |
| 5/16 | GS   | 19,596 | W | 94-82      | Duncan - 19   | Leonard - 10  |

## 2013 WESTERN CONFERENCE FINALS VS. MEMPHIS – WON 4-0

| DATE | SITE | ATT.   |   | SCORE  | TOP SCORER  | TOP REBOUNDER       |
|------|------|--------|---|--------|-------------|---------------------|
| 5/19 | SA   | 18,581 | W | 105-83 | Parker - 20 | Duncan - 10         |
| 5/21 | SA   | 18,581 | W | 93-89  | Duncan - 17 | Duncan, Leonard - 9 |
| 5/25 | MEM  | 18,119 | W | 104-93 | Parker - 26 | Leonard - 11        |
| 5/27 | MEM  | 18,119 | W | 93-86  | Parker - 37 | Duncan - 8          |

## 2013 FINALS VS. MIAMI – LOST 3-4

| DATE | SITE | ATT.   |   | SCORE        | TOP SCORER  | TOP REBOUNDER |
|------|------|--------|---|--------------|-------------|---------------|
| 6/6  | MIA  | 19,775 | W | 82-88        | Parker - 21 | Duncan - 14   |
| 6/9  | MIA  | 19,775 | L | 84-103       | Green - 17  | Leonard - 14  |
| 6/11 | SA   | 18,581 | W | 113-77       | Green - 27  | Duncan - 14   |
| 6/13 | SA   | 18,581 | L | 93-109       | Duncan - 20 | Leonard - 7   |
| 6/16 | SA   | 18,581 | W | 114-104      | Parker - 26 | Duncan - 12   |
| 6/18 | MIA  | 19,775 | L | 100-103 (OT) | Duncan - 30 | Duncan - 17   |
| 6/20 | MIA  | 19,775 | L | 88-95        | Duncan - 24 | Leonard - 16  |



# SPURS ALL-TIME PLAYOFF RESULTS

## 2014 FIRST ROUND VS. DALLAS MAVERICKS – WON 4-3

| DATE | SITE | ATT.   | SCORE     | TOP SCORER         | TOP REBOUNDER         |
|------|------|--------|-----------|--------------------|-----------------------|
| 4/20 | SA   | 18,581 | W 90-24   | Tim Duncan - 27    | Tiago Splitter - 11   |
| 4/23 | SA   | 18,581 | L 92-113  | Manu Ginobili - 27 | Tim Duncan - 7        |
| 4/26 | DAL  | 20,636 | L 108-109 | Tim Duncan - 22    | Tiago Splitter - 13   |
| 4/28 | DAL  | 20,636 | W 93-89   | Manu Ginobili - 23 | Leonard/Splitter - 12 |
| 4/30 | SA   | 18,581 | W 109-103 | Tony Parker - 23   | Duncan/Splitter - 12  |
| 5/2  | DAL  | 20,636 | L 111-113 | Tony Parker - 22   | Tiago Splitter - 12   |
| 5/4  | SA   | 18,581 | W 119-96  | Tony Parker - 32   | Tim Duncan - 8        |

## 2014 WESTERN CONFERENCE SEMIFINALS VS. PORTLAND TRAIL BLAZERS – WON 4-1

| DATE | SITE | ATT.   | SCORE     | TOP SCORER         | TOP REBOUNDER       |
|------|------|--------|-----------|--------------------|---------------------|
| 5/6  | SA   | 18,581 | W 116-92  | Tony Parker - 33   | Tim Duncan - 11     |
| 5/8  | SA   | 18,581 | W 114-97  | Kawhi Leonard - 20 | Tiago Splitter - 10 |
| 5/10 | POR  | 20,321 | W 118-103 | Tony Parker - 29   | Kawhi Leonard - 8   |
| 5/12 | POR  | 20,321 | L 92-103  | Tony Parker - 14   | Tim Duncan - 9      |
| 5/14 | SA   | 18,581 | W 104-82  | Leonard/Green - 22 | Danny Green - 9     |

## 2014 WESTERN CONFERENCE FINALS VS. OKLAHOMA CITY – WON 4-2

| DATE | SITE | ATT.   | SCORE     | TOP SCORER         | TOP REBOUNDER       |
|------|------|--------|-----------|--------------------|---------------------|
| 5/19 | SA   | 18,581 | W 122-105 | Tim Duncan - 27    | Tiago Splitter - 8  |
| 5/21 | SA   | 18,581 | W 112-77  | Tony Parker - 22   | Tim Duncan - 12     |
| 5/25 | OKC  | 18,203 | L 97-106  | Manu Ginobili - 23 | Duncan/Splitter - 8 |
| 5/27 | OKC  | 18,203 | L 92-105  | Parker/Diaw - 14   | Boris Diaw - 10     |
| 5/29 | SA   | 18,581 | W 117-89  | Tim Duncan - 22    | Tim Duncan - 12     |
| 5/31 | OKC  | 18,203 | W 112-107 | Boris Diaw - 26    | Tim Duncan - 16     |

## 2014 FINALS VS. MIAMI – WON 4-1

| DATE | SITE | ATT.   | SCORE  | TOP SCORER         | TOP REBOUNDER      |
|------|------|--------|--------|--------------------|--------------------|
| 6/5  | SA   | 18,581 | 110-95 | Tim Duncan - 21    | Duncan/Diaw - 10   |
| 6/8  | SA   | 18,581 | 96-98  | Tony Parker - 21   | Tim Duncan - 15    |
| 6/10 | MIA  | 19,900 | 111-92 | Kawhi Leonard - 29 | Tim Duncan - 6     |
| 6/12 | MIA  | 19,900 | 107-87 | Kawhi Leonard - 20 | Kawhi Leonard - 14 |
| 6/15 | SA   | 18,581 | 104-87 | Kawhi Leonard - 22 | Kawhi Leonard - 10 |

## 2015 FIRST ROUND VS. LOS ANGELES CLIPPERS – LOST 3-4

| DATE | SITE | ATT.   | SCORE          | TOP SCORER           | TOP REBOUNDER   |
|------|------|--------|----------------|----------------------|-----------------|
| 4/19 | LAC  | 19,309 | L 92-107       | Kawhi Leonard - 18   | Tim Duncan - 11 |
| 4/22 | LAC  | 19,482 | W 111-107 (OT) | Tim Duncan - 28      | Tim Duncan - 11 |
| 4/24 | SA   | 18,581 | W 100-73       | Kawhi Leonard - 32   | Tim Duncan - 7  |
| 4/26 | SA   | 18,581 | L 105-114      | Kawhi Leonard - 26   | Tim Duncan - 14 |
| 4/28 | LAC  | 19,571 | W 111-107      | Tim Duncan - 21      | Tim Duncan - 11 |
| 4/30 | SA   | 18,581 | L 96-102       | Marco Belinelli - 23 | Tim Duncan - 13 |
| 5/2  | LAC  | 19,588 | L 109-111      | Tim Duncan - 27      | Tim Duncan - 11 |

## 2016 FIRST ROUND VS. MEMPHIS GRIZZLIES – WON 4-0

| DATE | SITE | ATT.   | SCORE    | TOP SCORER         | TOP REBOUNDER          |
|------|------|--------|----------|--------------------|------------------------|
| 4/17 | SA   | 18,418 | W 106-74 | Kawhi Leonard - 20 | Tim Duncan - 11        |
| 4/19 | SA   | 18,418 | W 94-68  | Patty Mills - 16   | Tim Duncan - 9         |
| 4/22 | MEM  | 18,119 | W 96-87  | Kawhi Leonard - 32 | LaMarcus Aldridge - 10 |
| 4/24 | MEM  | 18,119 | W 116-95 | Kawhi Leonard - 21 | LaMarcus Aldridge - 10 |

## 2016 SECOND ROUND VS. OKLAHOMA CITY THUNDER – LOST 2-4

| DATE | SITE | ATT.   | SCORE    | TOP SCORER             | TOP REBOUNDER          |
|------|------|--------|----------|------------------------|------------------------|
| 4/30 | SA   | 18,418 | W 124-92 | LaMarcus Aldridge - 32 | Kyle Anderson - 7      |
| 5/2  | SA   | 18,418 | L 97-98  | LaMarcus Aldridge - 41 | Tim Duncan - 9         |
| 5/6  | OKC  | 18,203 | W 100-96 | Kawhi Leonard - 31     | Kawhi Leonard - 11     |
| 5/8  | OKC  | 18,203 | L 97-111 | Tony Parker - 22       | David West - 7         |
| 5/10 | SA   | 18,418 | L 91-95  | Kawhi Leonard - 26     | LaMarcus Aldridge - 9  |
| 5/12 | OKC  | 18,203 | L 99-113 | Kawhi Leonard - 22     | LaMarcus Aldridge - 14 |



# SPURS PLAYOFF RECORDS



## POINTS

|            |                           |     |  |          |
|------------|---------------------------|-----|--|----------|
| INDIVIDUAL | Game                      | 46  | George Gervin vs. Washington . . . . .             | 04/18/78 |
|            | Half                      | 31  | Most recent, Tony Parker at Dallas (1st) . . . . . | 04/25/09 |
|            | Quarter                   | 21  | Tim Duncan vs. Dallas (2nd) . . . . .              | 05/17/06 |
| TEAM HIGHS | Game                      | 152 | vs. Denver . . . . .                               | 04/26/83 |
|            | Half                      | 82  | vs. Denver (1st) . . . . .                         | 04/26/83 |
|            | Quarter                   | 43  | Most recent, vs. Oklahoma City (1st) . . . . .     | 04/30/16 |
| TEAM LOWS  | Overtime                  | 24  | vs. Phoenix. . . . .                               | 04/19/08 |
|            | Game                      | 67  | at Dallas. . . . .                                 | 04/23/09 |
|            | Half                      | 28  | Most recent, at L.A. Lakers (2nd) . . . . .        | 05/25/01 |
|            | Quarter                   | 8   | at L.A. Lakers (4th) . . . . .                     | 05/25/01 |
|            | Overtime                  | 3   | at Golden State. . . . .                           | 05/12/13 |
|            | Largest Margin of Victory | 40  | vs. Denver . . . . .                               | 05/04/83 |
|            | Largest Margin of Defeat  | 47  | at L.A. Lakers . . . . .                           | 04/17/86 |

## FIELD GOALS MADE

|            |         |    |  |          |
|------------|---------|----|--|----------|
| INDIVIDUAL | Game    | 19 | Most recent, George Gervin vs. Houston . . . . . | 04/04/80 |
|            | Half    | 13 | George Gervin vs. Washington (2nd) . . . . .     | 05/11/79 |
|            | Quarter | 10 | George Gervin vs. Washington (3rd) . . . . .     | 05/11/79 |
| TEAM HIGHS | Game    | 67 | vs. Denver . . . . .                             | 05/04/83 |
|            | Half    | 34 | vs. Denver (2nd) . . . . .                       | 05/04/83 |
|            | Quarter | 18 | Most recent, vs. Oklahoma City (1st) . . . . .   | 04/30/16 |
| TEAM LOWS  | Game    | 25 | Most recent, at Dallas . . . . .                 | 04/23/09 |
|            | Half    | 7  | vs. L.A. Lakers (2nd) . . . . .                  | 05/21/01 |
|            | Quarter | 2  | Most recent, vs. Detroit (4th) . . . . .         | 06/12/05 |

## FIELD GOALS ATTEMPTED

|            |         |     |   |          |
|------------|---------|-----|---|----------|
| INDIVIDUAL | Game    | 32  | George Gervin vs. Washington . . . . .              | 05/11/79 |
|            | Half    | 19  | George Gervin vs. Washington (2nd) . . . . .        | 05/11/79 |
|            | Quarter | 13  | Most recent, Tim Duncan vs. Detroit (3rd) . . . . . | 06/23/05 |
| TEAM HIGHS | Game    | 124 | vs. Denver . . . . .                                | 05/04/83 |
|            | Half    | 63  | vs. Denver (2nd) . . . . .                          | 05/04/83 |
|            | Quarter | 38  | vs. Denver (3rd) . . . . .                          | 05/04/83 |
| TEAM LOWS  | Game    | 60  | Most recent, at L.A. Lakers . . . . .               | 05/23/99 |
|            | Half    | 27  | vs. L.A. Lakers (2nd) . . . . .                     | 05/17/99 |
|            | Quarter | 8   | vs. L.A. Lakers (4th) . . . . .                     | 05/17/99 |

## FIELD GOAL PERCENTAGE

|            |         |       |  |          |
|------------|---------|-------|--|----------|
| INDIVIDUAL | Game    | 1.000 | Numerous Times, David Robinson vs. Phoenix (8-8) . . | 04/19/03 |
|            | Game    | .657  | vs. Denver (46-70) . . . . .                         | 04/26/85 |
|            | Half    | .758  | at Miami (25-33) (1st) . . . . .                     | 06/10/14 |
| TEAM HIGHS | Quarter | .875  | vs. Miami (14-16) (4th) . . . . .                    | 06/05/14 |
|            | Game    | .289  | at Brooklyn (26-90) . . . . .                        | 06/11/03 |
|            | Half    | .213  | at L.A. Lakers (10-47) (2nd) . . . . .               | 05/15/04 |
| TEAM LOWS  | Quarter | .125  | vs. Utah (2-16) (4th) . . . . .                      | 04/30/94 |

## 3-PT FIELD GOALS MADE

|            |         |    |  |          |
|------------|---------|----|--|----------|
| INDIVIDUAL | Game    | 8  | Michael Finley vs. Denver . . . . .                    | 05/02/07 |
|            | Half    | 6  | Danny Green vs. Miami . . . . .                        | 06/11/13 |
|            | Quarter | 4  | Most recent, Marco Belinelli vs. LA Clippers . . . . . | 04/30/15 |
| TEAM HIGHS | Game    | 16 | vs. Miami . . . . .                                    | 06/11/13 |
|            | Half    | 9  | Most recent, vs. Miami (2nd) . . . . .                 | 06/08/14 |
|            | Quarter | 6  | Most recent, vs. Miami (4th) . . . . .                 | 06/05/14 |
| TEAM LOWS  | Game    | 0  | Numerous Times   |          |

## 3-PT FIELD GOALS ATTEMPTED

|            |         |    |   |          |
|------------|---------|----|---|----------|
| INDIVIDUAL | Game    | 12 | Brent Barry vs. LA Lakers . . . . .                   | 05/27/08 |
|            | Half    | 8  | Most recent, Manu Ginobili at Oklahoma City (1) . . . | 05/25/14 |
|            | Quarter | 7  | Marco Belinelli vs. LA Clippers (2nd) . . . . .       | 04/30/15 |
| TEAM HIGHS | Game    | 35 | at Oklahoma City . . . . .                            | 05/31/14 |
|            | Half    | 19 | at LA Clippers (2nd) . . . . .                        | 04/19/15 |
|            | Quarter | 14 | at LA Clippers (4th) . . . . .                        | 04/19/15 |
| TEAM LOWS  | Game    | 0  | Numerous Times  |          |

## 3-PT FIELD GOAL PERCENTAGE

|            |      |       |   |          |
|------------|------|-------|---|----------|
| INDIVIDUAL | Game | 1.000 | Most recent, Danny Green at Miami (5-5) . . . . . | 06/09/13 |
|            | Game | .786  | vs. Dallas (11-14) . . . . .                      | 04/18/09 |
|            | Half | 1.000 | Numerous Times                                    |          |
| TEAM HIGHS | Game | .000  | Numerous Times                                    |          |

## FREE THROWS MADE

|            |         |    |  |          |
|------------|---------|----|--|----------|
| INDIVIDUAL | Game    | 19 | Tim Duncan at L.A. Lakers . . . . .                | 05/22/99 |
|            | Half    | 13 | Most recent, Malik Rose vs. Dallas (1st) . . . . . | 05/21/03 |
|            | Quarter | 11 | Manu Ginobili at Utah (4th) . . . . .              | 05/28/07 |
| TEAM HIGHS | Game    | 39 | Most recent, at Denver . . . . .                   | 05/02/05 |
|            | Half    | 27 | Most recent, at L.A. Lakers (1st) . . . . .        | 05/23/99 |
|            | Quarter | 19 | at Utah (4th) . . . . .                            | 05/28/07 |
| TEAM LOWS  | Game    | 5  | at L.A. Lakers . . . . .                           | 05/23/08 |
|            | Half    | 1  | Most recent, at Dallas (1st) . . . . .             | 04/26/14 |
|            | Quarter | 0  | Numerous Times                                     |          |

# SPURS PLAYOFF RECORDS



## FREE THROWS ATTEMPTED

|            |         |    |  |          |
|------------|---------|----|--|----------|
| INDIVIDUAL | Game    | 23 | Most recent, Tim Duncan vs. Dallas . . . . . | 05/22/06 |
|            | Half    | 15 | David Robinson vs. Phoenix (2nd) . . . . .   | 05/16/93 |
|            | Quarter | 13 | Manu Ginobili at Utah (4th) . . . . .        | 05/28/07 |
| TEAM HIGHS | Game    | 54 | at L.A. Lakers . . . . .                     | 05/23/99 |
|            | Half    | 37 | at L.A. Lakers (1st) . . . . .               | 05/23/99 |
|            | Quarter | 25 | Most recent, at Utah (4th) . . . . .         | 05/28/07 |
| TEAM LOWS  | Game    | 9  | vs. Washington . . . . .                     | 04/25/78 |
|            | Half    | 1  | at Dallas (1st) . . . . .                    | 04/26/14 |
|            | Quarter | 0  | Numerous times                               |          |

## FREE THROW PERCENTAGE

|            |         |       |  |          |
|------------|---------|-------|--|----------|
| INDIVIDUAL | Game    | 1.000 | Tim Duncan vs. Phoenix (15-15) . . . . .                       | 05/28/05 |
|            | Half    | 1.000 | Most recent, Tim Duncan at L.A. Lakers (12-12) (1st) . . . . . | 05/22/99 |
|            | Quarter | 1.000 | Numerous Times   |          |
| TEAM HIGHS | Game    | 1.000 | at Portland (25-25) . . . . .                                  | 05/10/14 |
|            | Half    | 1.000 | Numerous Times   |          |
|            | Quarter | 1.000 | Numerous Times   |          |
| TEAM LOWS  | Game    | .429  | Most recent, vs. Portland (6-14) . . . . .                     | 05/08/14 |
|            | Half    | .111  | vs. L.A. Lakers (1-9) (2nd) . . . . .                          | 05/02/04 |
|            | Quarter | .000  | Numerous Times   |          |

## REBOUNDS

|            |         |    |                                       |          |
|------------|---------|----|---------------------------------------|----------|
| INDIVIDUAL | Game    | 25 | Tim Duncan at LA Lakers . . . . .     | 05/14/02 |
|            | Half    | 15 | Tim Duncan vs. Dallas (1st) . . . . . | 05/07/01 |
|            | Quarter | 11 | Tim Duncan at Phoenix (2nd) . . . . . | 04/25/03 |
| TEAM HIGHS | Game    | 75 | vs. Denver . . . . .                  | 05/04/83 |
|            | Half    | 38 | vs. Denver (2nd) . . . . .            | 05/04/83 |
|            | Quarter | 25 | vs. Denver (4th) . . . . .            | 05/04/83 |
| TEAM LOWS  | Game    | 18 | at L.A. Lakers . . . . .              | 04/17/86 |
|            | Half    | 4  | at L.A. Lakers (1st) . . . . .        | 04/17/86 |
|            | Quarter | 0  | at L.A. Lakers (2nd) . . . . .        | 04/17/86 |

## OFFENSIVE REBOUNDS

|            |         |    |  |          |
|------------|---------|----|--|----------|
| INDIVIDUAL | Game    | 12 | Dennis Rodman at Houston . . . . .                 | 05/28/95 |
|            | Half    | 7  | Nazr Mohammed vs. Denver (2nd) . . . . .           | 04/24/05 |
|            | Quarter | 5  | Most recent, Tim Duncan at Phoenix (3rd) . . . . . | 05/01/03 |
| TEAM HIGHS | Game    | 27 | at Philadelphia . . . . .                          | 04/20/78 |
|            | Half    | 17 | vs. Phoenix (2nd) . . . . .                        | 04/29/92 |
|            | Quarter | 10 | at Portland (2nd) . . . . .                        | 05/15/90 |
| TEAM LOWS  | Game    | 3  | Most recent, vs. Memphis . . . . .                 | 04/19/16 |
|            | Half    | 0  | Most recent, vs. Miami (1st) . . . . .             | 06/13/13 |
|            | Quarter | 0  | Numerous Times                                     |          |

## DEFENSIVE REBOUNDS

|            |         |    |   |          |
|------------|---------|----|---|----------|
| INDIVIDUAL | Game    | 20 | Tim Duncan at Phoenix . . . . .                         | 04/25/03 |
|            | Half    | 11 | Most recent, Tim Duncan vs. L.A. Lakers (2nd) . . . . . | 05/27/08 |
|            | Quarter | 10 | Tim Duncan at Phoenix (2nd) . . . . .                   | 04/25/03 |
| TEAM HIGHS | Game    | 56 | vs. Denver . . . . .                                    | 05/04/83 |
|            | Half    | 28 | vs. Denver (1st and 2nd) . . . . .                      | 05/04/83 |
|            | Quarter | 16 | vs. Brooklyn (4th) . . . . .                            | 06/15/03 |
| TEAM LOWS  | Game    | 13 | at L.A. Lakers . . . . .                                | 04/17/86 |
|            | Half    | 3  | at L.A. Lakers (1st) . . . . .                          | 04/17/86 |
|            | Quarter | 0  | at L.A. Lakers (2nd) . . . . .                          | 04/17/86 |

## ASSISTS

|            |         |    |  |          |
|------------|---------|----|--|----------|
| INDIVIDUAL | Game    | 20 | Johnny Moore vs. Denver . . . . .                        | 04/27/83 |
|            | Half    | 11 | Most recent, Rod Strickland vs. Portland (2nd) . . . . . | 05/10/90 |
|            | Quarter | 8  | Most recent, Tony Parker vs. Memphis (3rd) . . . . .     | 05/21/13 |
| TEAM HIGHS | Game    | 51 | vs. Denver . . . . .                                     | 05/04/83 |
|            | Half    | 27 | vs. Denver (2nd) . . . . .                               | 05/04/83 |
|            | Quarter | 16 | vs. Denver (3rd) . . . . .                               | 05/04/83 |
| TEAM LOWS  | Game    | 10 | at Dallas . . . . .                                      | 04/23/09 |
|            | Half    | 2  | at Utah (2nd) . . . . .                                  | 05/28/07 |
|            | Quarter | 0  | Numerous times   |          |

## PERSONAL FOULS

|            |         |    |  |          |
|------------|---------|----|--|----------|
| TEAM HIGHS | Game    | 37 | Most recent, at Portland . . . . .       | 05/01/93 |
|            | Half    | 22 | at LA Clippers (2nd) . . . . .           | 04/22/15 |
|            | Quarter | 16 | at LA Lakers (4th) . . . . .             | 05/15/04 |
| TEAM LOWS  | Game    | 11 | vs. Memphis . . . . .                    | 04/17/16 |
|            | Half    | 3  | vs. Memphis . . . . .                    | 04/17/16 |
|            | Quarter | 0  | Most recent, vs. Oklahoma City . . . . . | 04/30/16 |





# SPURS PLAYOFF RECORDS

## STEALS

|            |         |    |   |          |
|------------|---------|----|---|----------|
| INDIVIDUAL | Game    | 6  | Most recent, Manu Ginobili vs. Dallas . . . . .       | 05/04/14 |
|            | Half    | 4  | Most recent, Manu Ginobili vs. Dallas (1st) . . . . . | 05/04/14 |
|            | Quarter | 4  | Most recent, Manu Ginobili vs. Dallas (2nd). . . . .  | 05/04/14 |
| TEAM HIGHS | Game    | 17 | at L.A. Lakers . . . . .                              | 04/29/88 |
|            | Half    | 11 | at L.A. Lakers (1st) . . . . .                        | 04/29/88 |
|            | Quarter | 7  | Most recent, vs. L.A. Lakers (4th). . . . .           | 05/02/04 |
| TEAM LOWS  | Game    | 1  | Most recent, vs. Dallas . . . . .                     | 04/23/14 |
|            | Half    | 0  | Numerous Times  |          |

## BLOCKS

|            |         |    |  |          |
|------------|---------|----|--|----------|
| INDIVIDUAL | Game    | 9  | Tim Duncan vs. Phoenix . . . . .                   | 05/18/07 |
|            | Half    | 7  | David Robinson vs. Golden State (2nd). . . . .     | 04/25/91 |
|            | Quarter | 5  | Most recent, Tim Duncan vs. Phoenix (1st). . . . . | 05/18/07 |
| TEAM HIGHS | Game    | 14 | vs. Houston . . . . .                              | 04/08/81 |
|            | Half    | 10 | vs. Utah (1st) . . . . .                           | 04/30/94 |
|            | Quarter | 8  | vs. Memphis (2nd) . . . . .                        | 05/21/13 |
| TEAM LOWS  | Game    | 0  | Most recent, at Portland . . . . .                 | 05/10/14 |
|            | Half    | 0  | Numerous Times                                     |          |

## TURNOVERS

|            |         |    |  |          |
|------------|---------|----|--|----------|
| INDIVIDUAL | Game    | 10 | Tim Duncan at L.A. Lakers. . . . .                 | 05/07/02 |
|            | Half    | 7  | Tim Duncan at L.A. Lakers (2nd) . . . . .          | 05/07/02 |
|            | Quarter | 5  | Most recent, Tim Duncan vs. Phoenix (4th). . . . . | 05/14/07 |
| TEAM HIGHS | Game    | 26 | at Denver. . . . .                                 | 04/28/85 |
|            | Half    | 18 | at Denver (1st). . . . .                           | 04/28/85 |
|            | Quarter | 14 | at Denver (1st). . . . .                           | 04/28/85 |
| TEAM LOWS  | Game    | 4  | at Miami. . . . .                                  | 06/06/13 |
|            | Half    | 1  | at Portland (1st) . . . . .                        | 05/10/14 |
|            | Quarter | 0  | Most recent, at Los Angeles Clippers. . . . .      | 05/02/15 |

## STREAKS

|                    |    |           |                   |
|--------------------|----|-----------|-------------------|
| Consecutive Wins   | 12 | . . . . . | 05/13/99–06/18/99 |
| Consecutive Losses | 7  | . . . . . | 1983–88           |



# OPPONENT PLAYOFF RECORDS

## POINTS

|            |          |     |   |          |
|------------|----------|-----|---|----------|
| INDIVIDUAL | Game     | 45  | Kobe Bryant vs. L.A. Lakers . . . . .         | 05/19/01 |
|            | Half     | 29  | Kevin Durant, at Oklahoma City (2nd). . . . . | 05/08/16 |
|            | Quarter  | 23  | Goran Dragic vs. Phoenix (4th) . . . . .      | 05/07/10 |
| TEAM HIGHS | Game     | 141 | Most recent, at Denver . . . . .              | 04/18/85 |
|            | Half     | 83  | at Houston (2nd) . . . . .                    | 04/06/80 |
|            | Quarter  | 45  | at Houston (4th). . . . .                     | 04/06/80 |
| TEAM LOWS  | Overtime | 22  | vs. Phoenix (2OT) . . . . .                   | 05/22/06 |
|            | Game     | 63  | at Portland . . . . .                         | 06/04/99 |
|            | Half     | 25  | at Portland (2nd) . . . . .                   | 06/04/99 |
|            | Quarter  | 8   | Most recent, at LA Clippers (3rd) . . . . .   | 05/19/12 |

## FIELD GOALS MADE

|            |         |    |  |          |
|------------|---------|----|--|----------|
| INDIVIDUAL | Game    | 19 | Most recent, Kobe Bryant vs. L.A. Lakers . . . . . | 05/19/01 |
|            | Half    | 13 | Kobe Bryant vs. L.A. Lakers (2nd) . . . . .        | 05/19/01 |
|            | Quarter | 10 | Moses Malone at Houston (2nd). . . . .             | 04/10/81 |
| TEAM HIGHS | Game    | 58 | at Houston . . . . .                               | 04/06/80 |
|            | Half    | 33 | at Houston (2nd) . . . . .                         | 04/06/80 |
|            | Quarter | 17 | Most recent, vs. Golden State (3rd) . . . . .      | 05/06/13 |
| TEAM LOWS  | Game    | 19 | at Portland . . . . .                              | 06/04/99 |
|            | Half    | 8  | at Portland (2nd) . . . . .                        | 06/04/99 |
|            | Quarter | 2  | vs. Utah (3rd). . . . .                            | 05/09/98 |

## FIELD GOALS ATTEMPTED

|            |         |     |   |          |
|------------|---------|-----|---|----------|
| INDIVIDUAL | Game    | 38  | Kobe Bryant vs. L.A. Lakers . . . . .       | 05/05/03 |
|            | Half    | 20  | Kobe Bryant vs. L.A. Lakers (2nd) . . . . . | 05/19/01 |
|            | Quarter | 14  | Amare Stoudemire at Phoenix (4th) . . . . . | 06/01/05 |
| TEAM HIGHS | Game    | 111 | vs. Washington. . . . .                     | 05/11/79 |
|            | Half    | 57  | Most recent, vs. Washington (2nd). . . . .  | 05/11/79 |
|            | Quarter | 31  | vs. Washington (3rd). . . . .               | 05/11/79 |
| TEAM LOWS  | Game    | 62  | at Miami. . . . .                           | 06/10/14 |
|            | Half    | 25  | at LA Lakers (2nd) . . . . .                | 05/15/04 |
|            | Quarter | 10  | vs. Memphis (4th). . . . .                  | 04/17/04 |

# OPPONENT PLAYOFF RECORDS



## FIELD GOAL PERCENTAGE

|            |         |       |  |          |
|------------|---------|-------|--|----------|
| INDIVIDUAL | Game    | 1.000 | Serge Ibaka at Oklahoma City (11-11) . . . . . | 06/02/12 |
| TEAM HIGHS | Game    | .663  | at L.A. Lakers (57-86) . . . . .               | 04/17/86 |
|            | Half    | .743  | at Phoenix (26-35) (1st) . . . . .             | 05/18/93 |
|            | Quarter | .850  | at L.A. Lakers (17-20) (2nd) . . . . .         | 04/17/86 |
| TEAM LOWS  | Game    | .247  | at Portland (19-77) . . . . .                  | 06/04/99 |
|            | Half    | .200  | at Portland (8-40) (2nd) . . . . .             | 06/04/99 |
|            | Quarter | .118  | vs. Utah (2-17) (3rd) . . . . .                | 05/09/98 |

## 3-PT FIELD GOALS MADE

|            |         |    |   |          |
|------------|---------|----|---|----------|
| INDIVIDUAL | Game    | 7  | Klay Thompson vs. Golden State . . . . .              | 05/08/13 |
|            | Half    | 5  | Most recent, Goran Dragic vs. Phoenix (2nd) . . . . . | 05/07/10 |
| TEAM HIGHS | Game    | 15 | vs. Phoenix. . . . .                                  | 05/07/10 |
|            | Half    | 9  | Most recent, vs. Golden State (1st) . . . . .         | 05/08/13 |
|            | Quarter | 6  | Most recent, vs. Phoenix (4th) . . . . .              | 05/07/10 |
| TEAM LOWS  | Game    | 0  | Numerous Times  |          |

## 3-PT FIELD GOALS ATTEMPTED

|            |         |    |   |          |
|------------|---------|----|---|----------|
| INDIVIDUAL | Game    | 14 | Stephen Curry vs. Golden State . . . . .    | 05/06/13 |
|            | Half    | 11 | Kobe Bryant vs. L.A. Lakers (2nd) . . . . . | 05/13/03 |
| TEAM HIGHS | Game    | 32 | at Miami. . . . .                           | 06/20/13 |
|            | Half    | 21 | vs. LA Lakers (2nd) . . . . .               | 05/07/03 |
|            | Quarter | 14 | vs. LA Lakers (4th) . . . . .               | 05/13/03 |
| TEAM LOWS  | Game    | 0  | Numerous Times                              |          |

## 3-PT FIELD GOAL PERCENTAGE

|            |      |       |   |          |
|------------|------|-------|---|----------|
| INDIVIDUAL | Game | 1.000 | Most recent, Goran Dragic vs. Phoenix (5-5) . . . . . | 05/07/10 |
| TEAM HIGHS | Game | 1.000 | Numerous Times  |          |
|            | Half | 1.000 | Numerous Times  |          |
| TEAM LOWS  | Game | .000  | Numerous Times  |          |

## FREE THROWS MADE

|            |         |    |  |          |
|------------|---------|----|--|----------|
| INDIVIDUAL | Game    | 21 | Dirk Nowitzki at Dallas. . . . .                     | 05/13/06 |
|            | Half    | 13 | Moses Malone vs. Houston (2nd) . . . . .             | 04/14/81 |
|            | Quarter | 9  | Most recent, Dirk Nowitzki at Dallas (4th) . . . . . | 05/13/06 |
| TEAM HIGHS | Game    | 49 | vs. Dallas . . . . .                                 | 05/19/03 |
|            | Half    | 29 | vs. Dallas (2nd) . . . . .                           | 05/19/03 |
|            | Quarter | 20 | vs. Dallas (4th) . . . . .                           | 05/19/03 |
| TEAM LOWS  | Game    | 4  | Most recent, vs. Memphis . . . . .                   | 04/17/16 |
|            | Half    | 0  | at L.A. Lakers (1st) . . . . .                       | 05/07/02 |
|            | Quarter | 0  | Numerous Times                                       |          |

## FREE THROWS ATTEMPTED

|            |         |    |   |          |
|------------|---------|----|---|----------|
| INDIVIDUAL | Game    | 24 | Dirk Nowitzki at Dallas. . . . .                          | 05/13/06 |
|            | Half    | 14 | Most recent, Shaquille O'Neal vs. Phoenix (1st) . . . . . | 04/29/08 |
|            | Quarter | 10 | Most recent, Shaquille O'Neal vs. Phoenix (2nd) . . . . . | 04/29/08 |
| TEAM HIGHS | Game    | 51 | at Portland . . . . .                                     | 05/08/90 |
|            | Half    | 33 | at LA Clippers (2nd) . . . . .                            | 04/22/15 |
|            | Quarter | 30 | at LA Lakers (4th) . . . . .                              | 05/15/04 |
| TEAM LOWS  | Game    | 5  | vs. Utah . . . . .  | 05/09/96 |
|            | Half    | 1  | Most recent, vs. Oklahoma City (2nd) . . . . .            | 05/21/14 |
|            | Quarter | 0  | Numerous times  |          |

## FREE THROW PERCENTAGE

|            |         |       |  |          |
|------------|---------|-------|--|----------|
| INDIVIDUAL | Game    | 1.000 | Dirk Nowitzki vs. Dallas (17-17) . . . . . | 05/19/03 |
| TEAM HIGHS | Game    | 1.000 | vs. Dallas (23-23) . . . . .               | 05/27/03 |
|            | Half    | 1.000 | at Denver (18-18) (2nd) . . . . .          | 05/01/90 |
| TEAM LOWS  | Game    | .389  | vs. L.A. Lakers (7-18) . . . . .           | 05/05/04 |
|            | Half    | .000  | vs. L.A. Lakers (0-2) (1st) . . . . .      | 05/07/02 |
|            | Quarter | .000  | Numerous times                             |          |

## REBOUNDS

|            |         |    |  |          |
|------------|---------|----|--|----------|
| INDIVIDUAL | Game    | 23 | Elvin Hayes vs. Washington . . . . .       | 05/09/79 |
|            | Half    | 15 | Elvin Hayes vs. Washington (2nd) . . . . . | 05/09/79 |
|            | Quarter | 11 | Elvin Hayes vs. Washington (4th) . . . . . | 05/09/79 |
| TEAM HIGHS | Game    | 65 | at Golden State. . . . .                   | 05/12/13 |
|            | Half    | 36 | at Boston (1st) . . . . .                  | 04/12/77 |
|            | Quarter | 22 | Most recent, vs. Utah (2nd) . . . . .      | 05/30/07 |
| TEAM LOWS  | Game    | 26 | at Miami. . . . .                          | 06/10/14 |
|            | Half    | 10 | Most recent, at Miami (1st) . . . . .      | 06/10/14 |
|            | Quarter | 2  | vs. Miami (4th) . . . . .                  | 06/05/14 |



# OPPONENT PLAYOFF RECORDS

## OFFENSIVE REBOUNDS

|            |         |    |  |          |
|------------|---------|----|--|----------|
| INDIVIDUAL | Game    | 11 | Most recent, Wes Unseld vs. Washington . . . . . | 05/11/79 |
|            | Half    | 8  | Shaquille O'Neal at L.A. Lakers (1st) . . . . .  | 05/11/03 |
|            | Quarter | 6  | Shaquille O'Neal at L.A. Lakers (1st) . . . . .  | 05/11/03 |
| TEAM HIGHS | Game    | 28 | Most recent, vs. Washington . . . . .            | 05/11/79 |
|            | Half    | 16 | vs. Washington (1st) . . . . .                   | 04/16/78 |
|            | Quarter | 12 | at Phoenix (1st) . . . . .                       | 05/01/03 |
| TEAM LOWS  | Game    | 3  | Most recent, at L.A. Lakers . . . . .            | 05/23/08 |
|            | Half    | 0  | Most recent, vs. Miami (2nd) . . . . .           | 06/08/14 |
|            | Quarter | 0  | Numerous Times                                   |          |

## DEFENSIVE REBOUNDS

|            |         |    |  |          |
|------------|---------|----|--|----------|
| INDIVIDUAL | Game    | 19 | Dirk Nowitzki at Dallas. . . . .                     | 05/19/06 |
|            | Half    | 10 | Most recent, Marcus Camby vs. Denver (2nd) . . . . . | 05/02/07 |
|            | Quarter | 8  | Marcus Camby vs. Denver (3rd) . . . . .              | 05/02/07 |
| TEAM HIGHS | Game    | 46 | Most recent, at Golden State . . . . .               | 04/12/13 |
|            | Half    | 26 | at Dallas (1st) . . . . .                            | 04/23/09 |
|            | Quarter | 16 | at Philadelphia (1st) . . . . .                      | 04/29/79 |
| TEAM LOWS  | Game    | 19 | Most recent, vs. Sacramento . . . . .                | 05/02/06 |
|            | Half    | 4  | vs. Sacramento (1st) . . . . .                       | 04/22/06 |
|            | Quarter | 1  | at Philadelphia (3rd) . . . . .                      | 04/22/79 |

## ASSISTS

|            |         |    |  |          |
|------------|---------|----|--|----------|
| INDIVIDUAL | Game    | 19 | Most recent, John Stockton vs. Utah. . . . . | 05/07/96 |
|            | Half    | 11 | Kevin Johnson vs. Phoenix (1st) . . . . .    | 04/28/96 |
|            | Quarter | 8  | Kevin Johnson at Phoenix (2nd) . . . . .     | 04/26/92 |
| TEAM HIGHS | Game    | 39 | at L.A. Lakers . . . . .                     | 04/29/88 |
|            | Half    | 22 | at L.A. Lakers (1st) . . . . .               | 04/29/88 |
|            | Quarter | 14 | vs. Denver (1st) . . . . .                   | 04/26/83 |
| TEAM LOWS  | Game    | 8  | Most recent, vs. Dallas . . . . .            | 05/07/06 |
|            | Half    | 1  | vs. Dallas (2nd) . . . . .                   | 05/07/06 |
|            | Quarter | 0  | Most recent, vs. Portland (1st) . . . . .    | 05/06/14 |

## PERSONAL FOULS

|            |         |    |  |          |
|------------|---------|----|--|----------|
| TEAM HIGHS | Game    | 39 | Most recent, at L.A. Lakers . . . . .          | 05/23/99 |
|            | Half    | 25 | at L.A. Lakers (1st) . . . . .                 | 05/23/99 |
|            | Quarter | 15 | Most recent, vs. Oklahoma City (4th) . . . . . | 05/27/12 |

## STEALS

|            |         |    |  |          |
|------------|---------|----|--|----------|
| INDIVIDUAL | Game    | 7  | Charles Barkley at Phoenix. . . . .            | 05/13/93 |
|            | Half    | 6  | Maurice Cheeks at Philadelphia (1st) . . . . . | 04/22/79 |
|            | Quarter | 3  | Numerous Times                                 |          |
| TEAM HIGHS | Game    | 15 | Most recent, vs. Houston. . . . .              | 05/30/95 |
|            | Half    | 9  | Most recent, vs. Oklahoma City (1st) . . . . . | 05/27/12 |
|            | Quarter | 7  | Most recent, at Memphis (1st) . . . . .        | 05/25/13 |
| TEAM LOWS  | Game    | 1  | at Phoenix . . . . .                           | 05/18/93 |
|            | Half    | 0  | Numerous Times                                 |          |

## BLOCKS

|            |         |    |   |          |
|------------|---------|----|---|----------|
| INDIVIDUAL | Game    | 8  | Shaquille O'Neal at L.A. Lakers. . . . .        | 05/09/04 |
|            | Half    | 6  | Shaquille O'Neal at L.A. Lakers (2nd) . . . . . | 05/14/02 |
|            | Quarter | 5  | Ben Wallace at Detroit (1st) . . . . .          | 06/14/05 |
| TEAM HIGHS | Game    | 14 | at L.A. Lakers . . . . .                        | 05/11/82 |
|            | Half    | 10 | Most recent, at Brooklyn (1st) . . . . .        | 06/11/03 |
|            | Quarter | 6  | at L.A. Lakers (3rd) . . . . .                  | 05/18/83 |
| TEAM LOWS  | Game    | 0  | Numerous Times                                  |          |

## TURNOVERS

|            |         |    |   |          |
|------------|---------|----|---|----------|
| INDIVIDUAL | Game    | 9  | Magic Johnson at L.A. Lakers. . . . .         | 04/17/86 |
|            | Half    | 6  | Kevin Durant at Oklahoma City (2nd) . . . . . | 05/31/14 |
| TEAM HIGHS | Game    | 27 | vs. Philadelphia. . . . .                     | 04/15/79 |
|            | Half    | 17 | at L.A. Lakers (1st) . . . . .                | 04/29/88 |
|            | Quarter | 11 | vs. L.A. Lakers (4th) . . . . .               | 05/02/04 |
| TEAM LOWS  | Game    | 4  | at Detroit . . . . .                          | 06/16/05 |
|            | Half    | 0  | vs. L.A. Lakers (1st) . . . . .               | 05/10/02 |
|            | Quarter | 0  | Most recent, at Portland (3rd) . . . . .      | 05/12/14 |





## **WESTERN CONFERENCE PLAYOFF OPPONENTS**



|  |                                 |
|--|---------------------------------|
| <b>2016-17 REGULAR SEASON SERIES:</b>  | Spurs 2, Warriors 1             |
| <b>ALL-TIME SERIES VS. WARRIORS:</b>   | 106-57 (62-19 home, 44-38 road) |
| <b>MOST RECENT PLAYOFF MEETING:</b>    | 2013 Second Round, Won 4-2      |
| <b>ALL-TIME PLAYOFF SERIES VS. GS:</b> | 5-5                             |

## WARRIORS PLAYOFF ROSTER

| NO. | PLAYER               | POS. | HT.  | WT. | DOB      | FROM                   | YRS. |
|-----|----------------------|------|------|-----|----------|------------------------|------|
| 0   | Patrick McCaw        | G    | 6-7  | 185 | 10/25/95 | UNLV                   | R    |
| 1   | JaVale McGee         | C    | 7-0  | 270 | 01/19/88 | Nevada                 | 8    |
| 3   | David West           | F    | 6-9  | 250 | 08/29/80 | Xavier                 | 13   |
| 5   | Kevon Looney         | F    | 6-9  | 220 | 02/06/96 | UCLA                   | 1    |
| 9   | Andre Iguodala       | G/F  | 6-6  | 215 | 01/28/84 | Arizona                | 12   |
| 11  | Klay Thompson        | G    | 6-7  | 215 | 02/08/90 | Washington State       | 5    |
| 15  | Damian Jones         | C    | 7-0  | 245 | 06/30/95 | Vanderbilt             | R    |
| 20  | James Michael McAdoo | F    | 6-9  | 230 | 01/04/93 | North Carolina         | 2    |
| 21  | Ian Clark            | G    | 6-3  | 175 | 03/07/91 | Belmont                | 3    |
| 22  | Matt Barnes          | F    | 6-7  | 226 | 03/09/80 | UCLA                   | 14   |
| 23  | Draymond Green       | F    | 6-7  | 230 | 03/04/90 | Michigan State         | 4    |
| 27  | Zaza Pachulia        | C    | 6-11 | 270 | 02/10/84 | Republic of Georgia    | 13   |
| 30  | Stephen Curry        | G    | 6-3  | 190 | 03/14/88 | Davidson               | 7    |
| 34  | Shaun Livingston     | G    | 6-7  | 192 | 09/11/85 | Peoria Central HS (IL) | 12   |
| 35  | Kevin Durant         | F    | 6-9  | 240 | 09/29/88 | Texas                  | 9    |



**HEAD COACH**  
Steve Kerr  
(Arizona)

### ASSISTANT COACHES

Ron Adams (Fresno Pacific)  
Mike Brown (San Diego)  
Jarron Collins (Stanford)  
Chris DeMarco (Dominican CA)  
Bruce Fraser (Arizona)  
Willie Green (Detroit Mercy)

### ATHLETIC TRAINER

Drew Yoder (Kansas State)





|              | -FIELD GOALS- |    |     |     |     |      | -3-POINT FG-- |     |      | -FREE THROWS- |     |       | --REBOUNDS-- |     |     |     |    |    |     |    |     |     |       |  |
|--------------|---------------|----|-----|-----|-----|------|---------------|-----|------|---------------|-----|-------|--------------|-----|-----|-----|----|----|-----|----|-----|-----|-------|--|
| PLAYER       | G             | GS | MIN | FG  | FGA | PCT  | FG            | FGA | PCT  | FT            | FTA | PCT   | OFF          | DEF | TOT | AST | PF | DQ | STL | TO | BLK | PTS | AVG   |  |
| Leonard      | 2             | 2  | 68  | 17  | 41  | .415 | 0             | 8   | .000 | 20            | 22  | .909  | 6            | 6   | 12  | 8   | 1  | 0  | 6   | 7  | 0   | 54  | 27.0  |  |
| Aldridge     | 2             | 2  | 70  | 17  | 34  | .500 | 2             | 3   | .667 | 7             | 8   | .875  | 10           | 11  | 21  | 3   | 2  | 0  | 1   | 3  | 5   | 43  | 21.5  |  |
| Mills        | 3             | 1  | 62  | 13  | 26  | .500 | 9             | 15  | .600 | 3             | 5   | .600  | 2            | 3   | 5   | 9   | 4  | 0  | 5   | 3  | 0   | 38  | 12.7  |  |
| Green        | 2             | 2  | 51  | 7   | 16  | .438 | 5             | 11  | .455 | 2             | 2   | 1.000 | 4            | 5   | 9   | 5   | 2  | 0  | 2   | 4  | 2   | 21  | 10.5  |  |
| Gasol        | 3             | 1  | 64  | 9   | 23  | .391 | 1             | 3   | .333 | 11            | 14  | .786  | 3            | 16  | 19  | 9   | 3  | 0  | 1   | 6  | 2   | 30  | 10.0  |  |
| Lee          | 3             | 1  | 45  | 10  | 17  | .588 | 0             | 0   | ---  | 6             | 6   | 1.000 | 6            | 10  | 16  | 4   | 5  | 0  | 0   | 4  | 1   | 26  | 8.7   |  |
| Simmons      | 3             | 0  | 56  | 11  | 20  | .550 | 3             | 5   | .600 | 1             | 3   | .333  | 1            | 6   | 7   | 5   | 4  | 0  | 1   | 4  | 1   | 26  | 8.7   |  |
| Ginobili     | 3             | 0  | 57  | 8   | 23  | .348 | 4             | 13  | .308 | 2             | 3   | .667  | 2            | 9   | 11  | 11  | 6  | 0  | 6   | 3  | 0   | 22  | 7.3   |  |
| Anderson     | 3             | 2  | 68  | 8   | 12  | .667 | 2             | 4   | .500 | 2             | 2   | 1.000 | 3            | 10  | 13  | 7   | 1  | 0  | 1   | 1  | 1   | 20  | 6.7   |  |
| Bertans      | 3             | 0  | 26  | 6   | 9   | .667 | 4             | 6   | .667 | 2             | 2   | 1.000 | 1            | 3   | 4   | 2   | 3  | 0  | 0   | 1  | 1   | 18  | 6.0   |  |
| Dedmon       | 3             | 2  | 57  | 6   | 13  | .462 | 0             | 0   | ---  | 3             | 3   | 1.000 | 5            | 15  | 20  | 0   | 6  | 0  | 2   | 4  | 6   | 15  | 5.0   |  |
| Parker       | 2             | 2  | 50  | 4   | 13  | .308 | 1             | 2   | .500 | 0             | 0   | ---   | 0            | 3   | 3   | 6   | 6  | 0  | 2   | 4  | 0   | 9   | 4.5   |  |
| Anthony      | 1             | 0  | 13  | 2   | 4   | .500 | 0             | 0   | ---  | 0             | 0   | ---   | 0            | 1   | 1   | 0   | 4  | 0  | 1   | 0  | 0   | 4   | 4.0   |  |
| Forbes       | 3             | 0  | 29  | 3   | 7   | .429 | 2             | 5   | .400 | 0             | 0   | ---   | 1            | 1   | 2   | 1   | 1  | 0  | 0   | 1  | 0   | 8   | 2.7   |  |
| Laprovittola | 1             | 0  | 4   | 0   | 0   | ---  | 0             | 0   | ---  | 0             | 0   | ---   | 0            | 0   | 0   | 2   | 1  | 0  | 0   | 1  | 0   | 0   | 0.0   |  |
| SPURS        | 3             | -  | 720 | 121 | 258 | .469 | 33            | 75  | .440 | 59            | 70  | .843  | 44           | 99  | 143 | 72  | 49 | 0  | 28  | 51 | 19  | 334 | 111.3 |  |
| WARRIORS     | 3             | -  | 720 | 116 | 262 | .443 | 25            | 76  | .329 | 38            | 52  | .731  | 38           | 81  | 119 | 74  | 57 | 0  | 28  | 46 | 17  | 295 | 98.3  |  |



|              | -- SINGLE-GAME HIGHS -- |     |     |    |    |    |     | AVERAGE PER GAME |      |      |      |      |      |       | -CAREER HIGHS (C=SET, T=TIED THIS SEASON)- |     |     |     |     |     |     |    |     |     |     |     |     |     |
|--------------|-------------------------|-----|-----|----|----|----|-----|------------------|------|------|------|------|------|-------|--|-----|-----|-----|-----|-----|-----|----|-----|-----|-----|-----|-----|-----|
| PLAYER       | MIN                     | REB | AST | ST | TO | BL | PTS | MIN              | REB  | AST  | STL  | TO   | BLK  | PTS   | FG   | FGA | FT  | FTA | REB | AST | PTS | FG | FGA | FT  | FTA | REB | AST | PTS |
| Leonard      | 36                      | 7   | 5   | 5  | 5  | 0  | 35  | 33.8             | 6.0  | 4.0  | 3.00 | 3.5  | 0.00 | 27.0  | 11   | 22  | 15C | 15C | 14  | 5T  | 35C | 11 | 22  | 15C | 15C | 14  | 5T  | 35C |
| Aldridge     | 35                      | 14  | 3   | 1  | 2  | 5  | 26  | 35.0             | 10.5 | 1.5  | 0.50 | 1.5  | 2.50 | 21.5  | 12   | 25  | 16  | 19  | 21  | 6   | 30  | 12 | 25  | 16  | 19  | 21  | 6   | 30  |
| Mills        | 23                      | 2   | 5   | 4  | 2  | 0  | 21  | 20.8             | 1.7  | 3.0  | 1.67 | 1.0  | 0.00 | 12.7  | 14   | 25  | 5   | 6   | 5   | 12  | 34  | 14 | 25  | 5   | 6   | 5   | 12  | 34  |
| Green        | 30                      | 6   | 3   | 2  | 2  | 2  | 16  | 25.6             | 4.5  | 2.5  | 1.00 | 2.0  | 1.00 | 10.5  | 7  | 15  | 2T  | 3   | 6T  | 4   | 20  | 7  | 15  | 2T  | 3   | 6T  | 4   | 20  |
| Gasol        | 26                      | 8   | 5   | 1  | 5  | 1  | 18  | 21.4             | 6.3  | 3.0  | 0.33 | 2.0  | 0.67 | 10.0  | 17   | 26  | 9   | 14  | 20  | 11  | 43  | 17 | 26  | 9   | 14  | 20  | 11  | 43  |
| Lee          | 18                      | 6   | 2   | 0  | 2  | 1  | 12  | 15.0             | 5.3  | 1.3  | 0.00 | 1.3  | 0.33 | 8.7   | 16   | 29  | 9   | 10  | 21  | 10  | 37  | 16 | 29  | 9   | 10  | 21  | 10  | 37  |
| Simmons      | 28                      | 4   | 3   | 1  | 2  | 1  | 20  | 18.6             | 2.3  | 1.7  | 0.33 | 1.3  | 0.33 | 8.7   | 8C   | 14C | 1C  | 3C  | 4C  | 3C  | 20C | 8C | 14C | 1C  | 3C  | 4C  | 3C  | 20C |
| Ginobili     | 21                      | 5   | 6   | 3  | 2  | 0  | 10  | 18.9             | 3.7  | 3.7  | 2.00 | 1.0  | 0.00 | 7.3   | 10   | 23  | 11  | 12  | 7   | 11  | 32  | 10 | 23  | 11  | 12  | 7   | 11  | 32  |
| Anderson     | 32                      | 8   | 6   | 1  | 1  | 1  | 13  | 22.6             | 4.3  | 2.3  | 0.33 | 0.3  | 0.33 | 6.7   | 5C   | 9   | 2T  | 3   | 11  | 6C  | 13C | 5C | 9   | 2T  | 3   | 11  | 6C  | 13C |
| Bertans      | 21                      | 3   | 2   | 0  | 1  | 1  | 13  | 8.5              | 1.3  | 0.7  | 0.00 | 0.3  | 0.33 | 6.0   | 4C   | 7C  | 2C  | 2C  | 3C  | 2C  | 13C | 4C | 7C  | 2C  | 2C  | 3C  | 2C  | 13C |
| Dedmon       | 22                      | 8   | 0   | 1  | 3  | 2  | 9   | 19.0             | 6.7  | 0.0  | 0.67 | 1.3  | 2.00 | 5.0   | 4C   | 6C  | 2C  | 2C  | 8C  | 0T  | 9C  | 4C | 6C  | 2C  | 2C  | 8C  | 0T  | 9C  |
| Parker       | 26                      | 3   | 4   | 2  | 2  | 0  | 9   | 25.2             | 1.5  | 3.0  | 1.00 | 2.0  | 0.00 | 4.5   | 15   | 28  | 12  | 17  | 8   | 15  | 35  | 15 | 28  | 12  | 17  | 8   | 15  | 35  |
| Anthony      | 13                      | 1   | 0   | 1  | 0  | 0  | 4   | 13.5             | 1.0  | 0.0  | 1.00 | 0.0  | 0.00 | 4.0   | 3  | 4T  | 4   | 4   | 7   | 2   | 7   | 3  | 4T  | 4   | 4   | 7   | 2   | 7   |
| Forbes       | 25                      | 1   | 1   | 0  | 1  | 0  | 8   | 9.8              | 0.7  | 0.3  | 0.00 | 0.3  | 0.00 | 2.7   | 3C   | 7C  | 0C  | 0C  | 1C  | 1C  | 8C  | 3C | 7C  | 0C  | 0C  | 1C  | 1C  | 8C  |
| Laprovittola | 4                       | 0   | 2   | 0  | 1  | 0  | 0   | 3.7              | 0.0  | 2.0  | 0.00 | 1.0  | 0.00 | 0.0   | 0C   | 0C  | 0C  | 0C  | 0C  | 2C  | 0C  | 0C | 0C  | 0C  | 0C  | 0C  | 2C  | 0C  |
| SPURS        | 240                     | 55  | 27  | 13 | 20 | 9  | 129 | 240.0            | 47.7 | 24.0 | 9.33 | 17.0 | 6.33 | 111.3 | 62   | 127 | 39  | 53  | 71  | 41  | 147 | 62 | 127 | 39  | 53  | 71  | 41  | 147 |
| WARRIORS     | 240                     | 49  | 31  | 11 | 16 | 7  | 110 | 240.0            | 39.7 | 24.7 | 9.33 | 15.3 | 5.67 | 98.3  | 63   | 125 | 42  | 53  | 66  | 43  | 154 | 63 | 125 | 42  | 53  | 66  | 43  | 154 |



|              | -FIELD GOALS- |    |     |     |     |      | -3-POINT FG-- |     |      | -FREE THROWS- |     |       | --REBOUNDS-- |     |     |     |    |    |     |    |     |     |       |
|--------------|---------------|----|-----|-----|-----|------|---------------|-----|------|---------------|-----|-------|--------------|-----|-----|-----|----|----|-----|----|-----|-----|-------|
| PLAYER       | G             | GS | MIN | FG  | FGA | PCT  | FG            | FGA | PCT  | FT            | FTA | PCT   | OFF          | DEF | TOT | AST | PF | DQ | STL | TO | BLK | PTS | AVG   |
| Curry        | 2             | 2  | 69  | 18  | 38  | .474 | 7             | 18  | .389 | 12            | 13  | .923  | 1            | 6   | 7   | 15  | 6  | 0  | 1   | 6  | 0   | 55  | 27.5  |
| Durant       | 1             | 1  | 37  | 11  | 18  | .611 | 1             | 3   | .333 | 4             | 5   | .800  | 0            | 10  | 10  | 4   | 2  | 0  | 2   | 0  | 2   | 27  | 27.0  |
| Thompson     | 2             | 2  | 68  | 14  | 29  | .483 | 5             | 15  | .333 | 1             | 1   | 1.000 | 0            | 3   | 3   | 2   | 6  | 0  | 0   | 1  | 1   | 34  | 17.0  |
| Clark        | 3             | 0  | 62  | 20  | 34  | .588 | 4             | 8   | .500 | 4             | 8   | .500  | 1            | 4   | 5   | 3   | 3  | 0  | 1   | 5  | 1   | 48  | 16.0  |
| Green        | 2             | 2  | 67  | 9   | 18  | .500 | 2             | 6   | .333 | 2             | 2   | 1.000 | 6            | 12  | 18  | 10  | 4  | 0  | 7   | 9  | 1   | 22  | 11.0  |
| Barnes (TOT) | 4             | 2  | 116 | 12  | 27  | .444 | 6             | 16  | .375 | 5             | 6   | .833  | 3            | 13  | 16  | 11  | 13 | 0  | 3   | 11 | 1   | 35  | 8.8   |
| Barnes (GS)  | 2             | 2  | 61  | 5   | 14  | .357 | 3             | 9   | .333 | 4             | 4   | 1.000 | 2            | 12  | 14  | 8   | 6  | 0  | 1   | 7  | 0   | 17  | 8.5   |
| West         | 3             | 0  | 47  | 11  | 21  | .524 | 1             | 2   | .500 | 2             | 2   | 1.000 | 4            | 5   | 9   | 8   | 3  | 0  | 3   | 6  | 4   | 25  | 8.3   |
| Iguodala     | 2             | 0  | 57  | 7   | 12  | .583 | 2             | 5   | .400 | 0             | 0   | ---   | 1            | 7   | 8   | 4   | 3  | 0  | 3   | 1  | 0   | 16  | 8.0   |
| Pachulia     | 3             | 3  | 58  | 7   | 17  | .412 | 0             | 0   | ---  | 5             | 7   | .714  | 11           | 8   | 19  | 6   | 5  | 0  | 2   | 6  | 1   | 19  | 6.3   |
| D. Jones     | 1             | 0  | 21  | 2   | 6   | .333 | 0             | 0   | ---  | 0             | 2   | .000  | 3            | 2   | 5   | 0   | 3  | 0  | 0   | 0  | 0   | 4   | 4.0   |
| Livingston   | 3             | 1  | 53  | 4   | 14  | .286 | 0             | 1   | .000 | 1             | 1   | 1.000 | 1            | 4   | 5   | 5   | 5  | 0  | 2   | 3  | 1   | 9   | 3.0   |
| McGee        | 3             | 0  | 22  | 4   | 11  | .364 | 0             | 0   | ---  | 0             | 1   | .000  | 2            | 3   | 5   | 1   | 5  | 0  | 2   | 0  | 3   | 8   | 2.7   |
| McAdoo       | 2             | 0  | 24  | 2   | 7   | .286 | 0             | 0   | ---  | 0             | 2   | .000  | 1            | 4   | 5   | 3   | 1  | 0  | 2   | 1  | 2   | 4   | 2.0   |
| McCaw        | 3             | 1  | 52  | 1   | 15  | .067 | 0             | 8   | .000 | 2             | 2   | 1.000 | 1            | 1   | 2   | 3   | 1  | 0  | 2   | 0  | 1   | 4   | 1.3   |
| Looney       | 2             | 1  | 21  | 1   | 8   | .125 | 0             | 1   | .000 | 0             | 0   | ---   | 4            | 0   | 4   | 2   | 1  | 0  | 0   | 1  | 0   | 2   | 1.0   |
| Varejao      | 1             | 0  | 3   | 0   | 0   | ---  | 0             | 0   | ---  | 1             | 2   | .500  | 0            | 0   | 0   | 0   | 3  | 0  | 0   | 0  | 0   | 1   | 1.0   |
| WARRIORS     | 3             | -  | 720 | 116 | 262 | .443 | 25            | 76  | .329 | 38            | 52  | .731  | 38           | 81  | 119 | 74  | 57 | 0  | 28  | 46 | 17  | 295 | 98.3  |
| SPURS        | 3             | -  | 720 | 121 | 258 | .469 | 33            | 75  | .440 | 59            | 70  | .843  | 44           | 99  | 143 | 72  | 49 | 0  | 28  | 51 | 19  | 334 | 111.3 |

# SEASON SERIES VS. WARRIORS



|  |    |    |    |    |     |   |      |      |    |    |    |   |    |    |    |    |  |  |  |  |  |
|--|----|----|----|----|-----|---|------|------|----|----|----|---|----|----|----|----|--|--|--|--|--|
| <div>SPURS (1-0) – 129</div> <div>WARRIORS (0-1) – 100</div> <div>ORACLE Arena</div> <div>Oakland, CA</div> <div>10/25/16</div> <div>Game #1</div> <div>Away Game #1</div> <div></div> |    |    |    |    |     | <div>GOLDEN STATE – The Spurs defeated the Golden State Warriors in both team’s season openers at ORACLE Arena in Oakland on 10/25 with the largest opening night road win and the second largest overall opening night win in Spurs history. With this victory, the Spurs have won 7 of their last 8 season openers and 18 of their last 20. Kawhi Leonard was a perfect 15-15 from the free throw line and led the team with 35 points, a new career-high, while LaMarcus Aldridge chipped in a double-double with 26 points and 14 rebounds. Jonathon Simmons also set a new career high for points with 20 and did not miss a shot in the first half. Kevin Durant posted a double-double and led the Warriors in scoring with 27 points (11-18 FG) and 10 rebounds. Draymond Green added another double-double for Golden State with 18 points and 12 rebounds. San Antonio’s reserves outscored the Warrior bench 54-16. The teams will meet again on March 11 at the AT&amp;T Center in San Antonio.</div> |      |      |    |    |    |   |    |    |    |    |  |  |  |  |  |
| <div>SPURS</div> <div>Leonard – 35</div> <div>Aldridge – 14</div> <div>Mills – 5</div>   |    |    |    |    |     | <div>STATS</div> <div>High Points</div> <div>High Rebounds</div> <div>High Assists</div>  |      |      |    |    |    | <div>WARRIORS</div> <div>Durant – 27</div> <div>Green – 12</div> <div>Green – 6</div> |    |    |    |    |  |  |  |  |  |
| <div>BOX SCORE</div>   |    |    |    |    |     |   |      |      |    |    |    |   |    |    |    |    |  |  |  |  |  |
| Team   | 1  | 2  | 3  | 4  | F   | FG%   | 3FG% | FT%  | OR | DR | TR | AS  | PF | ST | TO | BS |  |  |  |  |  |
| SPURS  | 31 | 33 | 33 | 32 | 129 | 48.0  | 50.0 | 88.5 | 21 | 34 | 55 | 25  | 19 | 13 | 14 | 3  |  |  |  |  |  |
| WARRIORS   | 20 | 26 | 31 | 23 | 100 | 47.1  | 21.2 | 72.2 | 8  | 27 | 35 | 24  | 19 | 11 | 16 | 6  |  |  |  |  |  |

|   |    |    |    |    |     |   |      |      |    |    |    |  |    |    |    |    |  |  |  |
|---|----|----|----|----|-----|---|------|------|----|----|----|--|----|----|----|----|--|--|--|
| <div>SPURS (51-14) – 107</div> <div>WARRIORS (52-14) – 85</div> <div>AT&amp;T Center</div> <div>San Antonio, TX</div> <div>3/11/17</div> <div>Game #65</div> <div>Home Game #30</div> <div></div> <div></div> |    |    |    |    |     | <div>SAN ANTONIO – The Spurs downed the Warriors 107-85 on 3/11 at the AT&amp;T Center with both teams missing multiple starters as San Antonio jumped out to an early lead which they maintained for the remainder of the game. Patty Mills led the home team in scoring as he posted 21 points (8-13 FG, 5-7 3FG), 4 assists, 2 rebounds and 1 steal in his 21 minutes of action. Kyle Anderson nearly matched his season-high in scoring as he logged 13 points (5-7 FG, 1-2 3FG, 2-2 FT), a team-best 8 rebounds, a game-high-tying 6 assists and a blocked shot in a team-leading 32 minutes. The Silver and Black shot 51.9% from the field while holding the Warriors to 35.9% and there were five Spurs in double figures. In the loss, Ian Clark came off the bench and recorded a game-high 36 points (15-21 FG, 3-3 3FG, 3-6 FT) along with 5 rebounds and a steal. Matt Barnes chipped in another 14 points (4-11 FG, 2-7 3FG, 4-4 FT), 9 rebounds and 5 assists for the visitors. San Antonio improves to 2-0 on the series and they will play again on March 29 at the AT&amp;T Center.</div> |      |      |    |    |    |  |    |    |    |    |  |  |  |
| <div>SPURS</div> <div>Mills – 21</div> <div>Anderson – 8</div> <div>Anderson, Ginobili – 6</div>  |    |    |    |    |     | <div>STATS</div> <div>High Points</div> <div>High Rebounds</div> <div>High Assists</div>  |      |      |    |    |    | <div>WARRIORS</div> <div>Clark – 36</div> <div>Pachulia – 12</div> <div>Barnes – 5</div> |    |    |    |    |  |  |  |
| <div>BOX SCORE</div>  |    |    |    |    |     |   |      |      |    |    |    |  |    |    |    |    |  |  |  |
| Team  | 1  | 2  | 3  | 4  | F   | FG%   | 3FG% | FT%  | OR | DR | TR | AS   | PF | ST | TO | BS |  |  |  |
| SPURS   | 33 | 31 | 22 | 21 | 107 | 51.9  | 44.4 | 83.3 | 7  | 39 | 46 | 27   | 18 | 6  | 20 | 7  |  |  |  |
| WARRIORS  | 22 | 22 | 19 | 22 | 85  | 35.9  | 29.4 | 60.9 | 20 | 29 | 49 | 19   | 16 | 10 | 15 | 4  |  |  |  |

|   |    |    |    |    |     |   |      |       |    |    |    |    |    |    |  |    |  |  |  |  |  |  |  |
|---|----|----|----|----|-----|---|------|-------|----|----|----|----|----|----|--|----|--|--|--|--|--|--|--|
| <div>SPURS (57-17) – 98</div> <div>WARRIORS (61-14) – 110</div> <div>AT&amp;T Center</div> <div>San Antonio, TX</div> <div>3/29/17</div> <div>Game #74</div> <div>Home Game #37</div> <div></div> |    |    |    |    |     | <div>SAN ANTONIO – In their final matchup of the season, San Antonio fell to Golden State 98-110 on 3/29 at the AT&amp;T Center. Despite a 15-0 start by the Spurs who led 33-17 at the end of the first quarter, the Warriors went on a 16-2 run in the second quarter to tie the game and would pull ahead in the second half of play to finish on top. For the home team, Pau Gasol came off the bench to produce 18 points (5-11 FG, 1-2 3FG, 7-8 FT), a game-best 8 rebounds and team-high-tying 5 assists. Danny Green nearly matched his season-high in scoring with his 16 points (5-9 FG, 4-6 3FG, 2-2 FT), 6 rebounds, 3 assists and 2 steals. San Antonio outrebounded Golden State 42-34, but the Warriors shot 50.0% from long range and an opponent season-best 100% from the charity stripe. Stephen Curry led the charge for the visitors with a game-leading 29 points (9-20 FG, 4-8 3FG, 7-7 FT), game-high 11 assists and 3 rebounds. The Spurs won the season series by going 2-1 against the Warriors on the year.</div> |      |       |    |    |    |    |    |    |  |    |  |  |  |  |  |  |  |
| <div>SPURS</div> <div>Leonard – 19</div> <div>Gasol – 8</div> <div>Leonard, Gasol – 5</div>   |    |    |    |    |     | <div>STATS</div> <div>High Points</div> <div>High Rebounds</div> <div>High Assists</div>  |      |       |    |    |    |    |    |    | <div>WARRIORS</div> <div>Curry – 29</div> <div>Green, Iguodala – 6</div> <div>Curry – 11</div> |    |  |  |  |  |  |  |  |
| <div>BOX SCORE</div>  |    |    |    |    |     |   |      |       |    |    |    |    |    |    |  |    |  |  |  |  |  |  |  |
| Team  | 1  | 2  | 3  | 4  | F   | FG%   | 3FG% | FT%   | OR | DR | TR | AS | PF | ST | TO   | BS |  |  |  |  |  |  |  |
| SPURS   | 33 | 24 | 20 | 21 | 98  | 41.0  | 37.5 | 80.8  | 16 | 26 | 42 | 20 | 12 | 9  | 17   | 8  |  |  |  |  |  |  |  |
| WARRIORS  | 17 | 37 | 30 | 26 | 110 | 51.2  | 50.0 | 100.0 | 9  | 25 | 34 | 31 | 22 | 7  | 15   | 7  |  |  |  |  |  |  |  |

OFFICIAL SCORER'S REPORT  
FINAL BOX

Game Duration: 2:17  
Attendance: 19,598 (Sellout)

## NATIONAL BASKETBALL ASSOCIATION

OFFICIAL SCORER'S REPORT  
FINAL BOX

Game Duration: 2:12  
Attendance: 18,415 (Sellout)

VISITOR: Golden State Warriors (52-14)

|    |                      | PTS | MIN   | FG     | FGA | 3P     | 3PA | FT     | FTA | OR      | DR | TOT | A  | PF | ST | TO | BS  | +/-                 | PTS |
|----|----------------------|-----|-------|--------|-----|--------|-----|--------|-----|---------|----|-----|----|----|----|----|-----|---------------------|-----|
| 2  | Keshi Leonard        | F   | 32:03 | 10     | 21  | 0      | 3   | 15     | 15  | 3       | 2  | 5   | 3  | 1  | 5  | 2  | 0   | 14                  | 35  |
| 12 | Lamarus Akinridge    | F   | 36:11 | 10     | 20  | 1      | 0   | 5      | 8   | 6       | 14 | 3   | 1  | 1  | 1  | 2  | 0   | 10                  | 28  |
| 18 | Pau Gasol            | C   | 18:16 | 1      | 4   | 0      | 0   | 0      | 0   | 0       | 4  | 1   | 3  | 0  | 1  | 0  | -13 | 2                   |     |
| 1  | Kyle Anderson        | G   | 22:24 | 1      | 1   | 1      | 1   | 0      | 0   | 2       | 2  | 4   | 0  | 1  | 1  | 0  | 0   | -4                  | 3   |
| 9  | Tony Parker          | G   | 26:28 | 4      | 9   | 1      | 2   | 0      | 0   | 0       | 3  | 3   | 4  | 4  | 0  | 2  | 0   | -12                 | 9   |
| 5  | Patty Mills          | F   | 17:51 | 4      | 9   | 3      | 5   | 0      | 0   | 0       | 1  | 1   | 5  | 1  | 4  | 0  | 0   | 35                  | 11  |
| 17 | Jonathan Simmons     | F   | 28:10 | 8      | 14  | 3      | 5   | 1      | 3   | 1       | 3  | 4   | 3  | 2  | 0  | 2  | 1   | 33                  | 20  |
| 3  | Dewayne Dedmon       | F   | 16:34 | 1      | 4   | 0      | 0   | 0      | 0   | 4       | 8  | 0   | 3  | 3  | 1  | 1  | 2   | 29                  | 2   |
| 10 | David Lee            | F   | 11:08 | 2      | 4   | 0      | 0   | 2      | 2   | 3       | 3  | 8   | 2  | 1  | 0  | 2  | 0   | 13                  | 8   |
| 20 | Manu Ginobili        | G   | 20:52 | 4      | 10  | 2      | 8   | 0      | 0   | 0       | 5  | 5   | 2  | 1  | 1  | 0  | 0   | 22                  | 10  |
| 11 | Byron Forbes         | F   | 3:41  | 0      | 0   | 0      | 0   | 0      | 0   | 0       | 0  | 0   | 0  | 0  | 0  | 0  | 0   | 8                   | 0   |
| 27 | Nicolas Laprovittola | F   | 3:41  | 0      | 0   | 0      | 0   | 0      | 0   | 0       | 0  | 0   | 2  | 1  | 0  | 1  | 0   | 8                   | 0   |
| 42 | Davie Burtus         | F   | 3:41  | 2      | 2   | 1      | 1   | 0      | 0   | 0       | 1  | 1   | 0  | 0  | 0  | 0  | 0   | 8                   | 5   |
|    |                      |     | 24:00 | 47     | 98  | 12     | 24  | 23     | 28  | 31      | 34 | 55  | 25 | 19 | 13 | 13 | 29  | 129                 |     |
|    |                      |     |       | 48.0 % |     | 50.0 % |     | 88.5 % |     | TM REB: | 9  |     |    |    |    |    |     | TOT TO: 14 (15 PTS) |     |

HOME: GOLDEN STATE WARRIORS (D-1)

|    | POS              | MIN | FG     | FGA    | 3P     | 3PA    | FT | FTA    | OR | DR | TOT | A  | PF | ST | TS | +/- | PTS         |     |     |
|----|------------------|-----|--------|--------|--------|--------|----|--------|----|----|-----|----|----|----|----|-----|-------------|-----|-----|
| 35 | Kevin Durant     | F   | 36:36  | 11     | 18     | 1      | 3  | 4      | 5  | 0  | 10  | 10 | 4  | 2  | 2  | 0   | -13         | 27  |     |
| 23 | Dwyane Green     | F   | 32:37  | 7      | 14     | 2      | 5  | 2      | 2  | 5  | 7   | 12 | 6  | 2  | 5  | 2   | -5          | 18  |     |
| 27 | Zaza Pechulia    | C   | 20:05  | 1      | 1      | 0      | 0  | 0      | 1  | 2  | 3   | 1  | 2  | 0  | 3  | 0   | -3          | 2   |     |
| 11 | Klay Thompson    | G   | 33:21  | 5      | 13     | 1      | 8  | 0      | 0  | 0  | 1   | 1  | 2  | 4  | 0  | 1   | 0           | -6  | 11  |
| 30 | Stephen Curry    | G   | 34:08  | 9      | 18     | 3      | 10 | 5      | 8  | 0  | 3   | 3  | 4  | 1  | 0  | 4   | 0           | -9  | 28  |
| 9  | Andre Igoudala   |     | 28:45  | 1      | 3      | 0      | 2  | 0      | 0  | 1  | 1   | 2  | 3  | 3  | 1  | 1   | 0           | -28 | 2   |
| 21 | Ian Clark        |     | 13:22  | 2      | 8      | 0      | 4  | 1      | 2  | 0  | 0   | 0  | 2  | 0  | 0  | 0   | -1          | -29 | 5   |
| 3  | David West       |     | 10:39  | 1      | 2      | 0      | 0  | 0      | 1  | 1  | 2   | 0  | 2  | 1  | 4  | 1   | -13         | -2  | 2   |
| 34 | Shaun Livingston |     | 12:54  | 1      | 3      | 0      | 1  | 0      | 0  | 2  | 2   | 0  | 0  | 1  | 1  | 0   | -15         | -2  | 2   |
| 0  | Patrick McCaw    |     | 9:00   | 1      | 3      | 0      | 2  | 0      | 0  | 0  | 0   | 2  | 0  | 1  | 0  | 1   | -4          | -2  | 2   |
| 18 | Anderson Varejao |     | 3:10   | 0      | 0      | 0      | 0  | 1      | 2  | 0  | 0   | 0  | 0  | 3  | 0  | 0   | -8          | -1  | 1   |
| 1  | JaVale McGee     |     | 3:41   | 1      | 2      | 0      | 0  | 1      | 0  | 0  | 0   | 0  | 0  | 0  | 0  | 0   | -8          | -2  | 2   |
| 5  | Kevin Looney     |     | 3:41   | 0      | 0      | 0      | 0  | 0      | 0  | 0  | 0   | 0  | 0  | 0  | 0  | 0   | -8          | -0  | 1   |
|    |                  |     | 240:00 | 40     | 85     | 7      | 33 | 13     | 18 | 8  | 27  | 35 | 24 | 19 | 11 | 18  | 8           | -29 | 100 |
|    |                  |     |        | 47.1 % | 21.2 % | 72.2 % | TM | 27.3 % |    |    |     |    |    |    |    |     | 18 (17 PTS) |     |     |

### SCORE BY PERIOD

|          |    |    |    |    |     |
|----------|----|----|----|----|-----|
| Spurs    | 31 | 33 | 35 | 32 | 129 |
| Warriors | 20 | 25 | 31 | 23 | 100 |

**Insolite:** Spurs - Green, Murray Warriors - Jones, McAdoo  
**Points in the Paint:** Spurs 80 (24/48), WARRIORS 48 (24/37)  
**2nd Chance Points:** Spurs 28 (10/17), WARRIORS 4 (2/8)  
**Fast Break Points:** Spurs 24 (10/18), WARRIORS 20 (7/17)  
**Technical Fouls - Individual**

**Biggest Lead: Spurs 29, WARBORN 4**  
**Lead Changes: 2**  
**Times Tied: 3**

HOME: SAN ANTONIO SPURS (51-14)

|    | POS              | MIN                    | FG    | FGA | 3P    | 3PA | FT    | FTA | OR      | DR | TOT | A  | PF | ST | TO      | BS | +/-      | PTS |    |
|----|------------------|------------------------|-------|-----|-------|-----|-------|-----|---------|----|-----|----|----|----|---------|----|----------|-----|----|
| 1  | Kyle Anderson    | F                      | 32:22 | 5   | 7     | 1   | 2     | 2   | 1       | 7  | 8   | 6  | 0  | 0  | 0       | 1  | 20       | 13  |    |
| 10 | David Lee        | F                      | 17:52 | 4   | 8     | 0   | 0     | 4   | 4       | 1  | 5   | 8  | 2  | 2  | 0       | 1  | 0        | 16  | 12 |
| 3  | Dewayne Dedmon   | C                      | 22:20 | 4   | 8     | 0   | 0     | 1   | 1       | 1  | 8   | 8  | 0  | 2  | 0       | 3  | 2        | 14  | 9  |
| 14 | Danny Green      | C                      | 20:56 | 2   | 7     | 1   | 5     | 0   | 0       | 0  | 3   | 3  | 2  | 0  | 0       | 2  | 2        | 16  | 5  |
| 8  | Patty Mills      | G                      | 21:18 | 8   | 13    | 5   | 7     | 0   | 0       | 1  | 1   | 2  | 4  | 1  | 1       | 0  | 21       | 21  |    |
| 18 | Pau Gasol        |                        | 20:13 | 3   | 8     | 0   | 1     | 4   | 8       | 0  | 7   | 7  | 3  | 3  | 0       | 5  | 1        | 7   | 10 |
| 20 | Manu Ginobili    |                        | 18:49 | 2   | 8     | 0   | 2     | 2   | 3       | 2  | 3   | 5  | 6  | 3  | 3       | 2  | 0        | 9   | 6  |
| 17 | Jonathon Simmons |                        | 28:53 | 3   | 8     | 0   | 0     | 0   | 0       | 0  | 3   | 3  | 2  | 2  | 1       | 2  | 0        | -1  | 6  |
| 11 | Bryn Forbes      |                        | 24:48 | 3   | 7     | 2   | 5     | 0   | 0       | 0  | 1   | 1  | 0  | 1  | 1       | 0  | 0        | -6  | 8  |
| 42 | Davis Bertane    |                        | 21:00 | 4   | 7     | 3   | 5     | 2   | 2       | 1  | 2   | 3  | 2  | 3  | 0       | 1  | 1        | -1  | 13 |
| 30 | Joel Anthony     |                        | 13:29 | 2   | 4     | 0   | 0     | 0   | 0       | 0  | 1   | 1  | 0  | 4  | 1       | 0  | 0        | 3   | 4  |
| 5  | DeJourne Murray  | DNP - Coach's Decision |       |     |       |     |       |     |         |    |     |    |    |    |         |    |          |     |    |
| 9  | Tony Parker      | DNP - back stiffness   |       |     |       |     |       |     |         |    |     |    |    |    |         |    |          |     |    |
|    |                  | 240:00                 | 40    | 77  | 12    | 27  | 15    | 18  | 7       | 39 | 48  | 27 | 18 | 8  | 18      | 7  | 22       | 107 |    |
|    |                  |                        | 51.9% |     | 44.4% |     | 83.3% |     | TM REB: |    |     |    |    |    | TOT TO: | 20 | (19 PTS) |     |    |

**SCORE BY PERIOD**

|          |    |    |    |    |     |
|----------|----|----|----|----|-----|
| Warriors | 22 | 22 | 19 | 22 | 85  |
| Spartans | 33 | 31 | 22 | 21 | 107 |

Involved: Warriors - Durant, Green, Iguodala, Spurs - Aldridge, Leonard  
Points in the Paint: Warriors 42 (21/44), SPURS 48 (23/37)  
2nd Chance Points: Warriors 20 (8/18), SPURS 12 (8/5)  
Fast Break Points: Warriors 8 (2/8), SPURS 16 (8/10)  
MEMO: Mills has season high 3pt % (made)

**Biggest Lead:** Warriors 1, SPURS 28  
**Lead Changes:** 2  
**Times Tied:** 2

Copyright (c) 2017 NEA Properties, INC. All Rights Reserved

## NATIONAL BASKETBALL ASSOCIATION

OFFICIAL SCORER'S REPORT  
FINAL BOX

Game Duration: 2:20  
Attendance: 18,415 (Sellout)

**VISITOR:** Golden State Warriors (81-14)

|                         | POS                    | MINS   | FG     | FG% | 3P     | 3PA | FT      | FTA | OR      | DR | TOT. | A  | PFF | ST | TO      | BK          | +/- | PTS |
|-------------------------|------------------------|--------|--------|-----|--------|-----|---------|-----|---------|----|------|----|-----|----|---------|-------------|-----|-----|
| 22 Matt Barnes          | F                      | 25:48  | 1      | 3   | 1      | 2   | 0       | 0   | 1       | 5  | 4    | 4  | 0   | 2  | 0       | -2          | 3   |     |
| 23 Dwyane Wade          | C                      | 33:59  | 2      | 4   | 0      | 1   | 0       | 0   | 1       | 5  | 8    | 4  | 2   | 2  | 7       | 0           | -2  | 4   |
| 27 Zaza Pachulia        | F                      | 17:43  | 2      | 7   | 0      | 0   | 2       | 2   | 4       | 0  | 4    | 2  | 3   | 1  | 1       | 0           | 3   | 6   |
| 11 Klay Thompson        | G                      | 35:08  | 9      | 16  | 4      | 9   | 1       | 1   | 0       | 2  | 2    | 2  | 0   | 0  | 0       | 1           | 1   | 23  |
| 30 Stephen Curry        | G                      | 35:08  | 9      | 20  | 4      | 8   | 7       | 7   | 1       | 3  | 4    | 11 | 5   | 1  | 2       | 0           | 6   | 29  |
| 1 JaVale McGee          |                        | 12:15  | 2      | 6   | 0      | 0   | 0       | 0   | 1       | 3  | 4    | 0  | 4   | 1  | 0       | 3           | -8  | 4   |
| 9 Andre Iguodala        |                        | 30:11  | 8      | 9   | 2      | 3   | 0       | 0   | 0       | 6  | 8    | 1  | 0   | 2  | 0       | 0           | 17  | 14  |
| 34 Shaun Livingston     |                        | 12:11  | 2      | 4   | 0      | 0   | 1       | 1   | 0       | 0  | 0    | 3  | 2   | 0  | 1       | 1           | 19  | 5   |
| 3 David West            |                        | 21:32  | 7      | 11  | 1      | 2   | 0       | 2   | 2       | 4  | 5    | 0  | 0   | 1  | 2       | 23          | 15  | 15  |
| 21 Ian Clark            |                        | 14:23  | 3      | 5   | 1      | 1   | 0       | 0   | 0       | 0  | 0    | 0  | 0   | 1  | 0       | 7           | 7   | 7   |
| 6 Patrick McCaw         |                        | 0:52   | 0      | 0   | 0      | 0   | 0       | 0   | 0       | 0  | 0    | 0  | 0   | 0  | 0       | 0           | -2  | 0   |
| 20 James Michael McAdoo |                        | 0:52   | 0      | 0   | 0      | 0   | 0       | 0   | 0       | 0  | 0    | 0  | 0   | 0  | 0       | 0           | -2  | 0   |
| 5 Kevin Looney          | DNP - Coach's Decision |        |        |     |        |     |         |     |         |    |      |    |     |    |         |             |     |     |
|                         |                        | 240:00 | 43     | 85  | 13     | 28  | 11      | 11  | 10      | 25 | 35   | 31 | 22  | 7  | 15      | 7           | 12  | 110 |
|                         |                        |        | 50.8 % |     | 50.0 % |     | 100.0 % |     | TM REB: | 8  |      |    |     |    | TOT TO: | 15 (23 PTS) |     |     |

HOME: SAN ANTONIO SPURS (57-17)

|    | POS               | MIN | FG     | FGA    | 3P | 3PA    | FT | FTA    | OR | DR     | TOT | A  | PF | ST | TS | +/- | PTS         |
|----|-------------------|-----|--------|--------|----|--------|----|--------|----|--------|-----|----|----|----|----|-----|-------------|
| 2  | Kwshi Leonard     | F   | 35:36  | 7      | 20 | 0      | 5  | 7      | 3  | 4      | 7   | 5  | 0  | 1  | 5  | 0   | 19          |
| 12 | Lubarius Adkridge | F   | 34:49  | 7      | 14 | 1      | 2  | 2      | 2  | 5      | 7   | 0  | 1  | 0  | 1  | 5   | -2          |
| 3  | Dewayne Dedmon    | C   | 17:57  | 1      | 3  | 0      | 0  | 2      | 2  | 0      | 5   | 5  | 0  | 1  | 1  | 0   | 5           |
| 14 | Denny Green       | G   | 30:13  | 5      | 9  | 4      | 8  | 2      | 2  | 4      | 2   | 8  | 3  | 2  | 2  | 2   | -1          |
| 9  | Tony Parker       | C   | 24:00  | 0      | 4  | 0      | 0  | 0      | 0  | 0      | 0   | 2  | 2  | 2  | 2  | 0   | -7          |
| 8  | Patry Mills       |     | 23:08  | 1      | 4  | 1      | 3  | 3      | 5  | 1      | 2   | 0  | 2  | 0  | 2  | 0   | 8           |
| 18 | Pau Gasol         |     | 25:43  | 5      | 11 | 1      | 2  | 7      | 8  | 3      | 5   | 8  | 5  | 0  | 1  | 0   | -10         |
| 20 | Mamut Girobili    |     | 16:57  | 2      | 7  | 2      | 5  | 0      | 0  | 0      | 1   | 1  | 3  | 2  | 2  | 1   | -13         |
| 10 | David Lee         |     | 15:55  | 4      | 7  | 0      | 0  | 0      | 0  | 2      | 2   | 4  | 0  | 2  | 0  | 1   | -17         |
| 1  | Kyle Anderson     |     | 13:06  | 2      | 4  | 0      | 1  | 0      | 0  | 0      | 1   | 1  | 1  | 0  | 0  | 1   | -10         |
| 42 | Devise Bostars    |     | 0:52   | 0      | 0  | 0      | 0  | 0      | 0  | 0      | 0   | 0  | 0  | 0  | 0  | 0   | 0           |
| 11 | Bryn Forbes       |     | 0:52   | 0      | 0  | 0      | 0  | 1      | 0  | 0      | 1   | 0  | 0  | 0  | 0  | 0   | 0           |
| 17 | Jorrell Simmons   |     | 0:52   | 0      | 0  | 0      | 0  | 0      | 0  | 0      | 0   | 0  | 0  | 0  | 0  | 0   | 0           |
|    |                   |     | 240:00 | 34     | 83 | 9      | 24 | 21     | 26 | 16     | 26  | 42 | 20 | 12 | 9  | 15  | -9          |
|    |                   |     |        | 41.0 % |    | 37.5 % |    | 80.8 % |    | TMREB: | 11  |    |    |    |    |     | 17 (22 PTS) |

---

**SCORE BY PERIOD**

|         |    |    |    |    |
|---------|----|----|----|----|
| Winners | 17 | 37 | 30 | 29 |
| Spurs   | 33 | 24 | 20 | 21 |

**Innovative:** Warriors - Darnell, James Spurs - Anthony, Murray  
**Points in the Paint:** Warriors 30 (18/36), SPURS 30 (18/37)  
**2nd Chance Points:** Warriors 18 (7/11), SPURS 22 (8/11)  
**Fast Break Points:** Warriors 14 (6/9), SPURS 19 (7/10)  
**Technical Fouls - Deliberate Three Secored**  
 Warriors (1): 7:28 2nd  
 SPURS (1): 6:32 2nd

Biggest Lead: Warriors 14, SPURS 22  
Lead Changes: 1  
Times Tied: 2




---

|   |                                 |
|---|---------------------------------|
| <b>2016-17 REGULAR SEASON SERIES:</b>   | Spurs 3, Rockets 1              |
| <b>ALL-TIME SERIES VS. ROCKETS:</b>     | 103-82 (64-28 home, 39-54 road) |
| <b>MOST RECENT PLAYOFF MEETING:</b>     | 1995 WC Finals, Lost 2-4        |
| <b>ALL-TIME PLAYOFF SERIES VS. HOU:</b> | 6-10                            |

---

## ROCKETS PLAYOFF ROSTER

| NO. | PLAYER           | POS. | HT.  | WT. | DOB      | FROM                   | YRS. |
|-----|------------------|------|------|-----|----------|------------------------|------|
| 1   | Trevor Ariza     | F    | 6-8  | 215 | 06/30/85 | UCLA                   | 12   |
| 2   | Patrick Beverley | G    | 6-1  | 185 | 07/12/88 | Arkansas               | 4    |
| 3   | Ryan Anderson    | F    | 6-10 | 240 | 05/06/88 | California             | 8    |
| 5   | Montrezl Harrell | F    | 6-8  | 240 | 01/26/94 | Louisville             | 1    |
| 7   | Sam Dekker       | F    | 6-9  | 230 | 05/06/94 | Wisconsin              | 1    |
| 8   | Bobby Brown      | G    | 6-2  | 175 | 09/24/84 | Cal-State Fullerton    | 2    |
| 10  | Eric Gordon      | G    | 6-4  | 215 | 12/25/88 | Indiana                | 8    |
| 12  | Lou Williams     | G    | 6-1  | 175 | 10/27/86 | South Gwinnett HS (GA) | 11   |
| 13  | James Harden     | G    | 6-5  | 220 | 08/26/89 | Arizona State          | 7    |
| 14  | Troy Williams    | F    | 6-7  | 218 | 12/30/94 | Indiana                | R    |
| 15  | Clint Capela     | C    | 6-10 | 240 | 05/18/94 | Switzerland            | 2    |
| 17  | Isaiah Taylor    | G    | 6-3  | 170 | 07/11/94 | Texas                  | R    |
| 21  | Chinanu Onuaku   | F/C  | 6-10 | 245 | 11/01/96 | Louisville             | R    |
| 30  | Kyle Wiltjer     | F    | 6-10 | 240 | 10/20/92 | Gonzaga                | R    |
| 42  | Nenê             | C    | 6-11 | 250 | 09/13/82 | Brazil                 | 14   |



**HEAD COACH**  
Mike D'Antoni  
(Marshall)

### ASSISTANT COACHES

Jeff Bzdelik (Illinois- Chicago)  
Roy Rogers (Alabama)  
Brett Gunning (UNLV)  
John Lucas (Maryland)  
Josh Oppenheimer (Northern Arizona)  
Kevin Burleson (Minnesota)

### ATHLETIC TRAINER

Keith Jones (Arkansas)

## 2016-2017 SEASON SERIES (3-1)

## SAN ANTONIO SPURS

## VS. HOUSTON

| PLAYER       | G | GS | MIN | -FIELD GOALS- |     |      | -3-POINT FG-- |     |      | -FREE THROWS- |     |       | --REBOUNDS-- |     |     |     | PF | DQ | STL | TO | BLK | PTS | AVG   |
|--------------|---|----|-----|---------------|-----|------|---------------|-----|------|---------------|-----|-------|--------------|-----|-----|-----|----|----|-----|----|-----|-----|-------|
|              |   |    |     | FG            | FGA | PCT  | FG            | FGA | PCT  | FT            | FTA | PCT   | OFF          | DEF | TOT | AST |    |    |     |    |     |     |       |
| Leonard      | 4 | 4  | 152 | 37            | 75  | .493 | 8             | 20  | .400 | 32            | 34  | .941  | 2            | 18  | 20  | 10  | 6  | 0  | 11  | 12 | 4   | 114 | 28.5  |
| Aldridge     | 4 | 4  | 139 | 20            | 53  | .377 | 0             | 2   | .000 | 22            | 25  | .880  | 9            | 20  | 29  | 13  | 9  | 0  | 2   | 8  | 6   | 62  | 15.5  |
| Parker       | 3 | 3  | 79  | 16            | 30  | .533 | 4             | 7   | .571 | 7             | 9   | .778  | 1            | 7   | 8   | 7   | 2  | 0  | 1   | 4  | 0   | 43  | 14.3  |
| Ginobili     | 4 | 0  | 76  | 14            | 32  | .438 | 7             | 13  | .538 | 6             | 8   | .750  | 2            | 8   | 10  | 11  | 7  | 0  | 6   | 4  | 1   | 41  | 10.3  |
| Gasol        | 4 | 3  | 89  | 14            | 32  | .438 | 1             | 3   | .333 | 6             | 10  | .600  | 3            | 27  | 30  | 10  | 7  | 0  | 1   | 4  | 5   | 35  | 8.8   |
| Mills        | 4 | 1  | 98  | 13            | 31  | .419 | 6             | 19  | .316 | 2             | 2   | 1.000 | 2            | 7   | 9   | 19  | 4  | 0  | 2   | 3  | 0   | 34  | 8.5   |
| Green        | 4 | 4  | 120 | 11            | 29  | .379 | 8             | 24  | .333 | 0             | 0   | ---   | 1            | 9   | 10  | 11  | 7  | 0  | 8   | 4  | 4   | 30  | 7.5   |
| Lee          | 4 | 0  | 76  | 12            | 20  | .600 | 0             | 0   | ---  | 4             | 7   | .571  | 6            | 16  | 22  | 3   | 9  | 0  | 3   | 2  | 3   | 28  | 7.0   |
| Simmons      | 4 | 0  | 60  | 10            | 14  | .714 | 0             | 2   | .000 | 4             | 5   | .800  | 1            | 8   | 9   | 3   | 6  | 0  | 1   | 3  | 3   | 24  | 6.0   |
| Laprovittola | 1 | 0  | 14  | 2             | 5   | .400 | 1             | 2   | .500 | 0             | 0   | ---   | 0            | 0   | 0   | 0   | 0  | 0  | 1   | 1  | 0   | 5   | 5.0   |
| Dedmon       | 4 | 1  | 32  | 1             | 2   | .500 | 0             | 0   | ---  | 1             | 2   | .500  | 3            | 5   | 8   | 0   | 4  | 0  | 2   | 2  | 1   | 3   | 0.8   |
| Anderson     | 1 | 0  | 13  | 0             | 2   | .000 | 0             | 0   | ---  | 0             | 0   | ---   | 1            | 4   | 5   | 0   | 1  | 0  | 1   | 0  | 0   | 0   | 0.0   |
| Bertans      | 2 | 0  | 12  | 0             | 0   | ---  | 0             | 0   | ---  | 0             | 0   | ---   | 0            | 1   | 1   | 1   | 2  | 0  | 0   | 1  | 0   | 0   | 0.0   |
| SPURS        | 4 | -  | 960 | 150           | 325 | .462 | 35            | 92  | .380 | 84            | 102 | .824  | 31           | 130 | 161 | 88  | 64 | 0  | 39  | 51 | 27  | 419 | 104.8 |
| ROCKETS      | 4 | -  | 960 | 147           | 347 | .424 | 45            | 154 | .292 | 72            | 87  | .828  | 51           | 134 | 185 | 88  | 80 | 0  | 26  | 63 | 16  | 411 | 102.8 |

| PLAYER       | -- SINGLE-GAME HIGHS -- |     |     |    |    |    |     | ----- AVERAGE PER GAME ----- |      |      |      |      |      |       | ----- CAREER HIGHS (C=SET, T=TIED THIS SEASON) ----- |     |     |     |     |     |     |
|--------------|-------------------------|-----|-----|----|----|----|-----|------------------------------|------|------|------|------|------|-------|--|-----|-----|-----|-----|-----|-----|
|              | MIN                     | REB | AST | ST | TO | BL | PTS | MIN                          | REB  | AST  | STL  | TO   | BLK  | PTS   | FG   | FGA | FT  | FTA | REB | AST | PTS |
| Leonard      | 39                      | 7   | 5   | 5  | 7  | 2  | 39  | 38.0                         | 5.0  | 2.5  | 2.75 | 3.0  | 1.00 | 28.5  | 12C  | 26C | 11C | 13C | 11  | 5T  | 39C |
| Aldridge     | 37                      | 10  | 5   | 2  | 4  | 3  | 17  | 34.7                         | 7.3  | 3.3  | 0.50 | 2.0  | 1.50 | 15.5  | 14   | 29  | 8   | 11  | 25  | 6   | 32  |
| Parker       | 28                      | 5   | 3   | 1  | 3  | 0  | 19  | 26.3                         | 2.7  | 2.3  | 0.33 | 1.3  | 0.00 | 14.3  | 15   | 27  | 9   | 10  | 12  | 14  | 31  |
| Ginobili     | 21                      | 4   | 3   | 3  | 2  | 1  | 12  | 19.1                         | 2.5  | 2.8  | 1.50 | 1.0  | 0.25 | 10.3  | 11   | 24  | 8   | 11  | 10  | 11  | 28  |
| Gasol        | 32                      | 10  | 6   | 1  | 2  | 2  | 15  | 22.2                         | 7.5  | 2.5  | 0.25 | 1.0  | 1.25 | 8.8   | 13   | 28  | 15  | 17  | 20  | 11  | 32  |
| Mills        | 34                      | 4   | 10  | 2  | 2  | 0  | 13  | 24.4                         | 2.3  | 4.8  | 0.50 | 0.8  | 0.00 | 8.5   | 6  | 12  | 3   | 4   | 5   | 10C | 14  |
| Green        | 34                      | 4   | 5   | 4  | 2  | 2  | 12  | 30.1                         | 2.5  | 2.8  | 2.00 | 1.0  | 1.00 | 7.5   | 6  | 14  | 9   | 10  | 6   | 5T  | 24  |
| Lee          | 23                      | 8   | 2   | 2  | 1  | 1  | 10  | 19.1                         | 5.5  | 0.8  | 0.75 | 0.5  | 0.75 | 7.0   | 12   | 22  | 7   | 8   | 20  | 6   | 28  |
| Simmons      | 21                      | 3   | 1   | 1  | 2  | 1  | 9   | 15.0                         | 2.3  | 0.8  | 0.25 | 0.8  | 0.75 | 6.0   | 3T   | 4T  | 3T  | 3T  | 3C  | 3   | 9C  |
| Laprovittola | 14                      | 0   | 0   | 1  | 1  | 0  | 5   | 14.3                         | 0.0  | 0.0  | 1.00 | 1.0  | 0.00 | 5.0   | 2C   | 5C  | 0C  | 0C  | 0C  | 0C  | 5C  |
| Dedmon       | 11                      | 4   | 0   | 2  | 1  | 1  | 2   | 7.9                          | 2.0  | 0.0  | 0.50 | 0.5  | 0.25 | 0.8   | 2  | 5   | 1C  | 2C  | 7   | 1   | 4   |
| Anderson     | 13                      | 5   | 0   | 1  | 0  | 0  | 0   | 12.9                         | 5.0  | 0.0  | 1.00 | 0.0  | 0.00 | 0.0   | 4  | 8   | 2   | 3   | 8   | 4   | 11  |
| Bertans      | 10                      | 1   | 1   | 0  | 1  | 0  | 0   | 6.0                          | 0.5  | 0.5  | 0.00 | 0.5  | 0.00 | 0.0   | 0C   | 0C  | 0C  | 0C  | 1C  | 1C  | 0C  |
| SPURS        | 240                     | 44  | 24  | 14 | 19 | 11 | 112 | 240.0                        | 40.3 | 22.0 | 9.75 | 12.8 | 6.75 | 104.8 | 57   | 112 | 39  | 48  | 75  | 45  | 138 |
| ROCKETS      | 240                     | 51  | 25  | 10 | 20 | 5  | 110 | 240.0                        | 46.3 | 22.0 | 6.50 | 15.8 | 4.00 | 102.8 | 63   | 130 | 38  | 53  | 77  | 44  | 143 |

## 2016-2017 SEASON SERIES (1-3)

## HOUSTON ROCKETS



## VS. SAN ANTONIO



| PLAYER            | G | GS | MIN | -FIELD GOALS- |     |      | -3-POINT FG-- |     |      | -FREE THROWS- |     |       | --REBOUNDS-- |     |     |     | PF | DQ | STL | TO | BLK | PTS | AVG   |
|-------------------|---|----|-----|---------------|-----|------|---------------|-----|------|---------------|-----|-------|--------------|-----|-----|-----|----|----|-----|----|-----|-----|-------|
|                   |   |    |     | FG            | FGA | PCT  | FG            | FGA | PCT  | FT            | FTA | PCT   | OFF          | DEF | TOT | AST |    |    |     |    |     |     |       |
| Harden            | 4 | 4  | 153 | 39            | 83  | .470 | 10            | 34  | .294 | 31            | 36  | .861  | 10           | 26  | 36  | 47  | 5  | 0  | 2   | 25 | 0   | 119 | 29.8  |
| Gordon            | 4 | 0  | 133 | 23            | 55  | .418 | 12            | 34  | .353 | 9             | 9   | 1.000 | 1            | 10  | 11  | 11  | 11 | 0  | 2   | 9  | 5   | 67  | 16.8  |
| Ariza             | 4 | 4  | 148 | 20            | 46  | .435 | 10            | 33  | .303 | 3             | 5   | .600  | 1            | 22  | 23  | 8   | 13 | 0  | 11  | 8  | 1   | 53  | 13.3  |
| L. Williams (TOT) | 3 | 0  | 63  | 12            | 30  | .400 | 3             | 11  | .273 | 12            | 13  | .923  | 1            | 5   | 6   | 6   | 5  | 0  | 2   | 5  | 0   | 39  | 13.0  |
| L. Williams (HOU) | 1 | 0  | 19  | 1             | 10  | .100 | 0             | 3   | .000 | 3             | 3   | 1.000 | 0            | 1   | 1   | 1   | 0  | 0  | 0   | 1  | 0   | 5   | 5.0   |
| Capela            | 3 | 3  | 67  | 16            | 28  | .571 | 0             | 0   | ---  | 4             | 6   | .667  | 8            | 15  | 23  | 2   | 12 | 0  | 1   | 4  | 2   | 36  | 12.0  |
| Anderson          | 4 | 4  | 136 | 11            | 38  | .289 | 7             | 20  | .350 | 11            | 13  | .846  | 8            | 17  | 25  | 3   | 11 | 0  | 1   | 3  | 0   | 40  | 10.0  |
| Beverley          | 2 | 2  | 65  | 6             | 16  | .375 | 3             | 9   | .333 | 0             | 0   | ---   | 3            | 15  | 18  | 2   | 4  | 0  | 3   | 2  | 2   | 15  | 7.5   |
| Dekker            | 4 | 0  | 64  | 10            | 22  | .455 | 3             | 10  | .300 | 4             | 4   | 1.000 | 6            | 13  | 19  | 3   | 3  | 0  | 2   | 3  | 2   | 27  | 6.8   |
| Hilario           | 4 | 1  | 82  | 11            | 20  | .550 | 0             | 0   | ---  | 5             | 7   | .714  | 7            | 8   | 15  | 3   | 10 | 0  | 1   | 3  | 3   | 27  | 6.8   |
| Harrell           | 2 | 0  | 27  | 5             | 8   | .625 | 0             | 0   | ---  | 2             | 4   | .500  | 3            | 3   | 6   | 3   | 3  | 0  | 1   | 1  | 0   | 12  | 6.0   |
| Ennis             | 2 | 0  | 16  | 5             | 10  | .500 | 0             | 2   | .000 | 0             | 0   | ---   | 2            | 1   | 3   | 2   | 3  | 0  | 1   | 1  | 0   | 10  | 5.0   |
| Brewer            | 3 | 2  | 36  | 0             | 8   | .000 | 0             | 7   | .000 | 0             | 0   | ---   | 2            | 1   | 3   | 3   | 4  | 0  | 1   | 1  | 1   | 0   | 0.0   |
| McDaniels         | 2 | 0  | 15  | 0             | 3   | .000 | 0             | 2   | .000 | 0             | 0   | ---   | 0            | 2   | 2   | 0   | 1  | 0  | 0   | 0  | 0   | 0   | 0.0   |
| ROCKETS           | 4 | -  | 960 | 147           | 347 | .424 | 45            | 154 | .292 | 72            | 87  | .828  | 51           | 134 | 185 | 88  | 80 | 0  | 26  | 63 | 16  | 411 | 102.8 |
| SPURS             | 4 | -  | 960 | 150           | 325 | .462 | 35            | 92  | .380 | 84            | 102 | .824  | 31           | 130 | 161 | 88  | 64 | 0  | 39  | 51 | 27  | 419 | 104.8 |



| -- SINGLE-GAME HIGHS -- |     |     |     |    |    |    |     | ----- AVERAGE PER GAME ----- |      |      |      |      |      |       | ----- CAREER HIGHS (C=SET, T=TIED THIS SEASON) ----- |     |    |     |     |     |     |
|-------------------------|-----|-----|-----|----|----|----|-----|------------------------------|------|------|------|------|------|-------|--|-----|----|-----|-----|-----|-----|
| PLAYER                  | MIN | REB | AST | ST | TO | BL | PTS | MIN                          | REB  | AST  | STL  | TO   | BLK  | PTS   | FG   | FGA | FT | FTA | REB | AST | PTS |
| Harden                  | 41  | 12  | 15  | 1  | 8  | 0  | 39  | 38.1                         | 9.0  | 11.8 | 0.50 | 6.3  | 0.00 | 29.8  | 13C  | 26C | 15 | 17  | 12C | 15C | 39C |
| Gordon                  | 34  | 5   | 4   | 1  | 3  | 2  | 27  | 33.2                         | 2.8  | 2.8  | 0.50 | 2.3  | 1.25 | 16.8  | 11   | 22  | 7  | 8   | 6   | 11  | 31  |
| Ariza                   | 41  | 8   | 3   | 4  | 4  | 1  | 16  | 37.0                         | 5.8  | 2.0  | 2.75 | 2.0  | 0.25 | 13.3  | 7  | 21  | 5  | 6   | 11  | 5   | 19  |
| L. Williams (TOT)       | 27  | 3   | 3   | 2  | 2  | 0  | 24  | 21.1                         | 2.0  | 2.0  | 0.67 | 1.7  | 0.00 | 13.0  | 9C   | 20  | 6  | 7   | 5   | 7   | 24C |
| L. Williams (HOU)       | 19  | 1   | 1   | 0  | 1  | 0  | 5   | 18.5                         | 1.0  | 1.0  | 0.00 | 1.0  | 0.00 | 5.0   |  |     |    |     |     |     |     |
| Capela                  | 25  | 10  | 2   | 1  | 2  | 1  | 12  | 22.5                         | 7.7  | 0.7  | 0.33 | 1.3  | 0.67 | 12.0  | 6C   | 11C | 3  | 10  | 10C | 2C  | 12C |
| Anderson                | 37  | 9   | 2   | 1  | 2  | 0  | 20  | 34.1                         | 6.3  | 0.8  | 0.25 | 0.8  | 0.00 | 10.0  | 12   | 21  | 10 | 10  | 11  | 3   | 30  |
| Beverley                | 33  | 10  | 1   | 2  | 1  | 1  | 11  | 32.5                         | 9.0  | 1.0  | 1.50 | 1.0  | 1.00 | 7.5   | 5  | 11  | 3  | 6   | 10C | 7   | 12  |
| Dekker                  | 21  | 7   | 1   | 1  | 2  | 1  | 10  | 15.9                         | 4.8  | 0.8  | 0.50 | 0.8  | 0.50 | 6.8   | 4C   | 9C  | 4C | 4C  | 7C  | 1C  | 10C |
| Hilario                 | 23  | 7   | 2   | 1  | 2  | 1  | 10  | 20.5                         | 3.8  | 0.8  | 0.25 | 0.8  | 0.75 | 6.8   | 8  | 14  | 6  | 8   | 11  | 6   | 20  |
| Harrell                 | 22  | 5   | 2   | 1  | 1  | 0  | 9   | 13.5                         | 3.0  | 1.5  | 0.50 | 0.5  | 0.00 | 6.0   | 4C   | 7C  | 1C | 3C  | 5C  | 2C  | 9C  |
| Ennis                   | 9   | 2   | 1   | 1  | 1  | 0  | 6   | 8.1                          | 1.5  | 1.0  | 0.50 | 0.5  | 0.00 | 5.0   | 8  | 14  | 0T | 0T  | 3   | 6   | 19  |
| Brewer                  | 16  | 2   | 1   | 1  | 1  | 1  | 0   | 11.9                         | 1.0  | 1.0  | 0.33 | 0.3  | 0.33 | 0.0   | 12   | 25  | 5  | 6   | 7   | 4   | 28  |
| McDaniels               | 10  | 2   | 0   | 0  | 0  | 0  | 0   | 7.4                          | 1.0  | 0.0  | 0.00 | 0.0  | 0.00 | 0.0   | 3  | 9   | 5  | 8   | 9   | 2   | 10  |
| ROCKETS                 | 240 | 51  | 25  | 10 | 20 | 5  | 110 | 240.0                        | 46.3 | 22.0 | 6.50 | 15.8 | 4.00 | 102.8 | 63   | 130 | 38 | 53  | 77  | 44  | 143 |
| SPURS                   | 240 | 44  | 24  | 14 | 19 | 11 | 112 | 240.0                        | 40.3 | 22.0 | 9.75 | 12.8 | 6.75 | 104.8 | 57   | 112 | 39 | 48  | 75  | 45  | 138 |



# SEASON SERIES VS. ROCKETS



|  |    |    |    |    |     |   |      |      |    |    |    |   |    |    |    |    |  |  |  |
|--|----|----|----|----|-----|---|------|------|----|----|----|---|----|----|----|----|--|--|--|
| <div>SPURS (5-3) – 99</div> <div>ROCKETS (5-3) – 101</div> <div>AT&amp;T Center<br/>San Antonio, TX</div> <div>11/09/16<br/>Game #8<br/>Home Game #4</div> <div></div> |    |    |    |    |     | <div>SAN ANTONIO – The Spurs were edged out by the Rockets 99-101 on 11/9 at the AT&amp;T Center. The game featured Danny Green's season debut as he returned from a left quad strain injury and produced 8 points, 3 rebounds, 2 assists, 4 steals and a blocked shot in his 26 minutes of play. Kawhi Leonard led the team in scoring for the seventh time this season with 34 points (11-26 FG, 4-6 3FG, 8-8 FT) and 7 rebounds. Patty Mills helped out with a team-high 10 assists to go with his 8 points and 3 rebounds. James Harden logged a triple-double and team-highs in each category with 24 points (9-19 FG, 1-5 3FG, 5-7 FT), 12 rebounds and 15 assists. There were five Houston players in double figures. The game featured 14 lead changes and the teams were tied 6 times. The Spurs beat the Rockets in second chance points 16-9 and in steals 14-7. These competitors face off again on November 12 in Houston.</div> |      |      |    |    |    |   |    |    |    |    |  |  |  |
| <div>SPURS</div> <div>Leonard – 34<br/>Gasol, Leonard – 7<br/>Mills – 10</div>   |    |    |    |    |     | <div>STATS</div> <div>High Points<br/>High Rebounds<br/>High Assists</div>  |      |      |    |    |    | <div>ROCKETS</div> <div>Harden – 24<br/>Harden – 12<br/>Harden – 15</div> |    |    |    |    |  |  |  |
| <div>BOX SCORE</div>   |    |    |    |    |     |   |      |      |    |    |    |   |    |    |    |    |  |  |  |
| Team   | 1  | 2  | 3  | 4  | F   | FG%   | 3FG% | FT%  | OR | DR | TR | AS  | PF | ST | TO | BS |  |  |  |
| SPURS  | 24 | 36 | 20 | 19 | 99  | 39.3  | 30.4 | 86.7 | 10 | 29 | 39 | 22  | 15 | 14 | 10 | 5  |  |  |  |
| ROCKETS  | 33 | 30 | 22 | 16 | 101 | 47.4  | 33.3 | 77.3 | 8  | 37 | 45 | 25  | 24 | 7  | 20 | 4  |  |  |  |

|  |    |    |    |    |     |   |      |      |    |    |    |   |    |    |    |    |  |  |  |
|--|----|----|----|----|-----|---|------|------|----|----|----|---|----|----|----|----|--|--|--|
| <div>SPURS (7-3) – 106</div> <div>ROCKETS (5-4) – 100</div> <div>Toyota Center<br/>Houston, TX</div> <div>11/12/16<br/>Game #10<br/>Away Game #5</div> <div></div> |    |    |    |    |     | <div>HOUSTON – On the second night of a back-to-back, San Antonio defeated Houston 106-100 on 11/12 at Toyota Center. The Spurs were led in scoring by Kawhi Leonard, who tallied 20 points (9-16 FG, 2-2 FT), 2 rebounds and 3 steals in 37 minutes. LaMarcus Aldridge recorded his third double-double of the season with 16 points (5-13 FG, 6-6 FT) and 10 rebounds as well as 2 assists and 3 blocks. Eric Gordon led the Rockets in scoring, coming off the bench to produce 27 points (10-16 FG, 7-12 3FG), 5 rebounds, 2 assists, a steal and a block. James Harden logged a triple-double for Houston with 25 points, 11 rebounds and 13 assists while Clint Capela recorded a double-double of 12 points and 10 rebounds. San Antonio beat Houston in shooting from the field 53.9% to 38.2%. The Spurs also won the battle in the paint by scoring 48 points to the Rockets' 34. The game featured only 2 lead changes. The series now stands at 1-1 and these two teams will face off again on December 20 back in Houston.</div> |      |      |    |    |    |   |    |    |    |    |  |  |  |
| <div>SPURS</div> <div>Leonard – 20<br/>Aldridge – 10<br/>Gasol – 6</div>   |    |    |    |    |     | <div>STATS</div> <div>High Points<br/>High Rebounds<br/>High Assists</div>  |      |      |    |    |    | <div>ROCKETS</div> <div>Gordon – 27<br/>Harden – 11<br/>Harden – 13</div> |    |    |    |    |  |  |  |
| <div>BOX SCORE</div>   |    |    |    |    |     |   |      |      |    |    |    |   |    |    |    |    |  |  |  |
| Team   | 1  | 2  | 3  | 4  | F   | FG%   | 3FG% | FT%  | OR | DR | TR | AS  | PF | ST | TO | BS |  |  |  |
| SPURS  | 26 | 23 | 33 | 24 | 106 | 53.9  | 27.8 | 79.2 | 2  | 33 | 35 | 21  | 19 | 6  | 12 | 11 |  |  |  |
| ROCKETS  | 22 | 18 | 30 | 30 | 100 | 38.2  | 31.9 | 81.0 | 16 | 30 | 46 | 22  | 19 | 6  | 14 | 4  |  |  |  |

|   |    |    |    |    |     |   |      |      |    |    |    |  |    |    |    |    |  |  |  |
|---|----|----|----|----|-----|---|------|------|----|----|----|--|----|----|----|----|--|--|--|
| <div>SPURS (23-5) – 102</div> <div>ROCKETS (21-8) – 100</div> <div>Toyota Center<br/>Houston, TX</div> <div>12/20/16<br/>Game #28<br/>Away Game #16</div> <div></div> |    |    |    |    |     | <div>HOUSTON – San Antonio edged out the Rockets 102-100 on 12/20 at Toyota Center to improve to 15-1 on the road and equal the best road record through the first 16 games in NBA history alongside the 1971-72 Lakers. The Spurs were led by Kawhi Leonard for the 22nd time this season as he logged 21 points (5-14 FG, 11-13 FT), 5 rebounds, 5 steals and 4 assists in 36 minutes of action. LaMarcus Aldridge and Pau Gasol each chipped in a double-double of 17 points and 10 rebounds and 10 points and 10 rebounds, respectively. Patty Mills led the bench with 13 points (5-9 FG, 3-6 3FG). San Antonio shot 52.2% from long range while holding Houston to 15.8% beyond the arc and there were six Spurs in double figures. In the loss, James Harden led the Rockets in all three categories as he tallied a game-high 31 points (10-26 FG, 1-11 3FG, 10-10 FT), 10 rebounds and 7 assists. With this victory, San Antonio improves their series record to 2-1 against Houston and they will play again on March 6 at the AT&amp;T Center.</div> |      |      |    |    |    |  |    |    |    |    |  |  |  |
| <div>SPURS</div> <div>Leonard – 21<br/>Aldridge, Gasol – 10<br/>Aldridge – 5</div>  |    |    |    |    |     | <div>STATS</div> <div>High Points<br/>High Rebounds<br/>High Assists</div>  |      |      |    |    |    | <div>ROCKETS</div> <div>Harden – 31<br/>Harden – 10<br/>Harden – 7</div> |    |    |    |    |  |  |  |
| <div>BOX SCORE</div>  |    |    |    |    |     |   |      |      |    |    |    |  |    |    |    |    |  |  |  |
| Team  | 1  | 2  | 3  | 4  | F   | FG%   | 3FG% | FT%  | OR | DR | TR | AS   | PF | ST | TO | BS |  |  |  |
| SPURS   | 26 | 26 | 19 | 31 | 102 | 46.8  | 52.2 | 72.0 | 10 | 33 | 43 | 21   | 17 | 13 | 19 | 5  |  |  |  |
| ROCKETS   | 24 | 21 | 33 | 22 | 100 | 38.0  | 15.8 | 88.9 | 20 | 31 | 51 | 22   | 17 | 10 | 17 | 5  |  |  |  |

|   |    |    |    |    |     |  |      |      |    |    |    |   |    |    |    |    |  |  |  |
|---|----|----|----|----|-----|--|------|------|----|----|----|---|----|----|----|----|--|--|--|
| <div>SPURS (49-13) – 112</div> <div>ROCKETS (44-20) – 110</div> <div>AT&amp;T Center<br/>San Antonio, TX</div> <div>3/6/17<br/>Game #62<br/>Home Game #28</div> <div></div> |    |    |    |    |     | <div>SAN ANTONIO – The Spurs outlasted the Rockets 112-110 on 3/6 at the AT&amp;T Center. Houston jumped out to an early lead but San Antonio battled back and pulled ahead in the final minutes of the game when a block by Kawhi Leonard solidified the victory for the home team. Leonard recorded 39 points (12-18 FG, 4-5 3FG, 11-11 FT), 6 rebounds, 5 assists, 2 blocks and 1 steal in his 39 minutes of action. Tony Parker tallied 19 points with a season best 3 three-pointers (7-14 FG, 3-6 3FG, 2-2 FT) along with 6 rebounds and 3 assists. The Silver and Black bench outscored the Rockets reserves 34-28, which makes the seventh consecutive game that the Spurs have won the battle of the bench. For Houston, James Harden matched Kawhi's 39 points (13-20 FG, 6-9 3FG, 7-8 FT) and added a game-best 12 assists and 3 rebounds while Patrick Beverley chipped in a double-double of 11 points (4-9 FG, 3-5 3FG) and a game-high 10 rebounds. San Antonio closes out the series by going 3-1 against the Rockets this season.</div> |      |      |    |    |    |   |    |    |    |    |  |  |  |
| <div>SPURS</div> <div>Leonard – 39<br/>Lee – 8<br/>Green, Leonard – 5</div>   |    |    |    |    |     | <div>STATS</div> <div>High Points<br/>High Rebounds<br/>High Assists</div>   |      |      |    |    |    | <div>ROCKETS</div> <div>Harden – 39<br/>Beverley – 10<br/>Harden – 12</div> |    |    |    |    |  |  |  |
| <div>BOX SCORE</div>  |    |    |    |    |     |  |      |      |    |    |    |   |    |    |    |    |  |  |  |
| Team  | 1  | 2  | 3  | 4  | F   | FG%  | 3FG% | FT%  | OR | DR | TR | AS  | PF | ST | TO | BS |  |  |  |
| SPURS   | 23 | 24 | 34 | 31 | 112 | 46.0   | 40.7 | 91.3 | 9  | 36 | 45 | 24  | 13 | 6  | 10 | 6  |  |  |  |
| ROCKETS   | 39 | 15 | 28 | 28 | 110 | 46.6   | 35.9 | 82.4 | 7  | 36 | 43 | 19  | 20 | 3  | 12 | 3  |  |  |  |



## NATIONAL BASKETBALL ASSOCIATION

## OFFICIAL SCORER'S REPORT

Wednesday, November 09, 2016 AT&T Center, San Antonio, TX  
 Officials: #37 Eric Delany, #44 Scott Foster, #81 Courtney Kirkland

Game Duration: 2:21  
 Attendance: 18,418 (Sellout)

VISITOR: Houston Rockets (5-3)

|   | POS                    | MIN   | FG | FGA | 3P | 3PA | FT | FTA | OR | DR | TOT | A  | PF | ST | TO | BS  | +/- | PTS |
|---|------------------------|-------|----|-----|----|-----|----|-----|----|----|-----|----|----|----|----|-----|-----|-----|
| 1 Trevor Ariza                                      | F                      | 40:40 | 4  | 8   | 1  | 5   | 0  | 0   | 0  | 5  | 5   | 3  | 4  | 4  | 3  | 0   | 12  | 9   |
| 3 Ryan Anderson                                     | F                      | 36:25 | 5  | 11  | 4  | 6   | 8  | 7   | 1  | 8  | 9   | 0  | 2  | 1  | 0  | 0   | 3   | 20  |
| 15 Clint Capela                                     | C                      | 17:51 | 5  | 8   | 0  | 2   | 4  | 2   | 3  | 5  | 0   | 4  | 0  | 2  | 1  | -11 | 12  |     |
| 33 Corey Brewer                                     | G                      | 14:07 | 0  | 5   | 0  | 4   | 0  | 0   | 1  | 2  | 1   | 1  | 0  | 1  | 0  | 8   | 0   |     |
| 13 James Harden                                     | G                      | 40:50 | 9  | 19  | 1  | 5   | 5  | 7   | 2  | 10 | 12  | 15 | 1  | 1  | 8  | 0   | 13  | 24  |
| 10 Eric Gordon                                      | F                      | 33:53 | 5  | 14  | 2  | 7   | 3  | 3   | 0  | 1  | 1   | 2  | 3  | 0  | 2  | 1   | -8  | 15  |
| 42 Nene   | F                      | 21:21 | 2  | 3   | 0  | 0   | 0  | 0   | 0  | 2  | 2   | 1  | 4  | 0  | 2  | 1   | 11  | 4   |
| 7 Sam Dekker  | F                      | 17:57 | 4  | 5   | 2  | 2   | 0  | 0   | 0  | 7  | 7   | 1  | 1  | 1  | 1  | 1   | -5  | 10  |
| 5 Montrezl Hurrell                                  | F                      | 4:58  | 1  | 1   | 0  | 0   | 1  | 1   | 1  | 0  | 1   | 1  | 1  | 0  | 0  | 0   | 3   |     |
| 6 Tyler Ennis                                       | F                      | 7:10  | 2  | 4   | 0  | 1   | 0  | 0   | 1  | 0  | 1   | 1  | 3  | 0  | 0  | -11 | 4   |     |
| 32 KJ McDaniels                                     | F                      | 4:49  | 0  | 0   | 0  | 0   | 0  | 0   | 0  | 0  | 0   | 0  | 0  | 0  | 0  | 0   | -4  | 0   |
| 8 Bobby Brown                                       | DNP - Coach's Decision |       |    |     |    |     |    |     |    |    |     |    |    |    |    |     |     |     |
| 30 Kyle Wiljer                                      | DNP - Coach's Decision |       |    |     |    |     |    |     |    |    |     |    |    |    |    |     |     |     |
| 240:00 37 78 10 30 17 22 8 37 45 25 24 7 19 4 2 101 |                        |       |    |     |    |     |    |     |    |    |     |    |    |    |    |     |     |     |
| 47.4 % 33.3 % 77.3 % TM REB: 8 TOT TO: 20 (21 PTS)  |                        |       |    |     |    |     |    |     |    |    |     |    |    |    |    |     |     |     |

HOME: SAN ANTONIO SPURS (5-3)

|    | POS                  | MIN                    | FG     | FGA | 3P     | 3PA | FT     | FTA | OR | DR        | TOT | A  | PF | ST | TO                  | BS  | +/- | PTS |    |
|----|----------------------|------------------------|--------|-----|--------|-----|--------|-----|----|-----------|-----|----|----|----|---------------------|-----|-----|-----|----|
| 2  | Kawhi Leonard        | F                      | 38:59  | 11  | 26     | 4   | 8      | 8   | 2  | 5         | 7   | 1  | 1  | 2  | 2                   | -12 | 34  |     |    |
| 12 | LaMarcus Aldridge    | F                      | 30:31  | 5   | 15     | 0   | 1      | 4   | 5  | 3         | 2   | 5  | 2  | 3  | 2                   | 3   | 1   | 3   | 14 |
| 18 | Pau Gasol            | C                      | 12:55  | 1   | 2      | 0   | 0      | 0   | 1  | 6         | 7   | 1  | 1  | 1  | 1                   | 0   | -8  | 2   |    |
| 14 | Danny Green          | G                      | 26:08  | 3   | 9      | 2   | 8      | 0   | 0  | 3         | 3   | 2  | 2  | 4  | 1                   | 1   | 9   | 8   |    |
| 8  | Patty Mills          | G                      | 33:40  | 3   | 8      | 0   | 4      | 2   | 2  | 2         | 1   | 3  | 0  | 1  | 0                   | 0   | 5   | 8   |    |
| 3  | Dewynne Dedmon       | F                      | 4:09   | 0   | 0      | 0   | 0      | 1   | 2  | 0         | 0   | 0  | 0  | 0  | 0                   | 0   | -10 | 1   |    |
| 20 | Manu Ginobili        | F                      | 20:50  | 1   | 7      | 0   | 2      | 8   | 8  | 0         | 1   | 1  | 3  | 2  | 2                   | 1   | 0   | -7  | 8  |
| 27 | Nicolas Laprovittola | F                      | 14:20  | 2   | 5      | 1   | 2      | 0   | 0  | 0         | 0   | 0  | 0  | 0  | 1                   | 1   | 0   | -7  | 5  |
| 10 | David Lee            | F                      | 15:30  | 4   | 6      | 0   | 0      | 2   | 4  | 1         | 3   | 4  | 2  | 1  | 1                   | 1   | 0   | -2  | 10 |
| 42 | Davis Bertans        | F                      | 9:30   | 0   | 0      | 0   | 0      | 0   | 0  | 0         | 1   | 1  | 0  | 0  | 0                   | 0   | -5  | 0   |    |
| 17 | Jonathan Simmons     | F                      | 20:44  | 3   | 4      | 0   | 0      | 3   | 3  | 0         | 3   | 1  | 2  | 1  | 0                   | 1   | 9   | 9   |    |
| 1  | Kyle Anderson        | F                      | 12:52  | 0   | 2      | 0   | 0      | 0   | 1  | 4         | 5   | 0  | 1  | 1  | 0                   | 0   | 13  | 0   |    |
| 5  | Dejounte Murray      | DNP - Coach's Decision |        |     |        |     |        |     |    |           |     |    |    |    |                     |     |     |     |    |
|    |                      | 240:00                 | 33     | 84  | 7      | 23  | 28     | 30  | 10 | 29        | 39  | 22 | 15 | 14 | 10                  | 5   | -2  | 99  |    |
|    |                      |                        | 39.3 % |     | 30.4 % |     | 88.7 % |     |    | TM REB: 9 |     |    |    |    | TOT TO: 10 (15 PTS) |     |     |     |    |

## SCORE BY PERIOD

Rockets

Spurs

Injuries: Rockets - Beverley, Orsaku; Spurs - Forbes, Parker  
 Points in the Paint: Rockets 48 (24/8), SPURS 40 (20/7)  
 2nd Chance Points: Rockets 9 (0/0), SPURS 18 (9/2)  
 Fast Break Points: Rockets 25 (9/14), SPURS 18 (5/6)

Flagged Limit: Rockets 13, SPURS 2  
 Lead Changes: 14  
 Times Tied: 6

Copyright (c) 2016 NBA Properties, INC. All Rights Reserved

## NATIONAL BASKETBALL ASSOCIATION

## OFFICIAL SCORER'S REPORT

Saturday, November 12, 2016 Toyota Center, Houston, TX  
 Officials: #32 Munt Kogut, #36 Brent Barnhill, #49 Tom Westington

Game Duration: 2:20  
 Attendance: 18,055 (Sellout)

VISITOR: San Antonio Spurs (7-3)

|   | POS                    | MIN   | FG | FGA | 3P | 3PA | FT | FTA | OR | DR | TOT | A | PF | ST | TO | BS | +/- | PTS |
|---|------------------------|-------|----|-----|----|-----|----|-----|----|----|-----|---|----|----|----|----|-----|-----|
| 2 Kawhi Leonard                                     | F                      | 37:38 | 9  | 18  | 0  | 5   | 2  | 2   | 0  | 2  | 2   | 0 | 5  | 4  | 2  | 0  | 1   | 20  |
| 12 LaMarcus Aldridge                                | F                      | 35:14 | 5  | 13  | 0  | 1   | 5  | 8   | 0  | 10 | 10  | 2 | 4  | 0  | 4  | 3  | -10 | 18  |
| 18 Pau Gasol  | C                      | 32:28 | 5  | 10  | 0  | 1   | 5  | 8   | 1  | 8  | 7   | 6 | 3  | 0  | 1  | 2  | 8   | 15  |
| 14 Danny Green                                      | G                      | 27:15 | 2  | 4   | 1  | 2   | 0  | 0   | 0  | 0  | 0   | 2 | 2  | 0  | 1  | 2  | -6  | 5   |
| 9 Tony Parker                                       | G                      | 28:41 | 6  | 9   | 0  | 0   | 4  | 5   | 0  | 1  | 1   | 3 | 0  | 0  | 1  | 0  | -3  | 16  |
| 8 Patty Mills                                       | F                      | 21:19 | 3  | 8   | 2  | 6   | 0  | 0   | 0  | 4  | 4   | 4 | 1  | 0  | 1  | 0  | 9   | 8   |
| 10 David Lee  | F                      | 20:44 | 2  | 3   | 0  | 0   | 2  | 3   | 0  | 6  | 8   | 0 | 3  | 0  | 0  | 1  | 14  | 8   |
| 17 Jonathan Simmons                                 | F                      | 15:51 | 3  | 4   | 0  | 1   | 0  | 0   | 0  | 2  | 2   | 1 | 1  | 0  | 0  | 1  | 12  | 6   |
| 20 Manu Ginobili                                    | F                      | 15:51 | 5  | 7   | 2  | 2   | 0  | 0   | 0  | 2  | 2   | 3 | 2  | 0  | 0  | 1  | 5   | 12  |
| 3 Dewynne Dedmon                                    | F                      | 7:18  | 1  | 2   | 0  | 0   | 0  | 0   | 1  | 0  | 1   | 0 | 0  | 2  | 0  | 1  | 0   | 2   |
| 1 Kyle Anderson                                     | DNP - Coach's Decision |       |    |     |    |     |    |     |    |    |     |   |    |    |    |    |     |     |
| 42 Davis Bertans                                    | DNP - Coach's Decision |       |    |     |    |     |    |     |    |    |     |   |    |    |    |    |     |     |
| 11 Bryn Forbes                                      | DNP - Coach's Decision |       |    |     |    |     |    |     |    |    |     |   |    |    |    |    |     |     |
| 240:00 41 78 5 18 19 24 2 33 35 21 19 8 10 11 6 106 |                        |       |    |     |    |     |    |     |    |    |     |   |    |    |    |    |     |     |
| 53.9 % 27.8 % 79.2 % TM REB: 12 TOT TO: 12 (12 PTS) |                        |       |    |     |    |     |    |     |    |    |     |   |    |    |    |    |     |     |

HOME: HOUSTON ROCKETS (5-4)

|   | POS                    | MIN   | FG | FGA | 3P | 3PA | FT | FTA | OR | DR | TOT | A  | PF | ST | TO | BS  | +/- | PTS |
|---|------------------------|-------|----|-----|----|-----|----|-----|----|----|-----|----|----|----|----|-----|-----|-----|
| 1 Trevor Ariza  | F                      | 37:02 | 5  | 13  | 4  | 11  | 1  | 2   | 1  | 3  | 4   | 2  | 0  | 3  | 1  | 0   | 1   | 15  |
| 3 Ryan Anderson                                       | F                      | 37:28 | 1  | 13  | 1  | 7   | 3  | 4   | 4  | 4  | 8   | 1  | 5  | 0  | 2  | 0   | 5   | 8   |
| 15 Clint Capela                                       | C                      | 24:45 | 5  | 9   | 0  | 0   | 2  | 2   | 4  | 6  | 10  | 2  | 4  | 0  | 1  | 1   | 3   | 12  |
| 33 Corey Brewer                                       | G                      | 16:04 | 0  | 3   | 0  | 3   | 0  | 0   | 0  | 0  | 0   | 1  | 3  | 1  | 0  | 1   | -9  | 0   |
| 13 James Harden                                       | G                      | 38:58 | 7  | 18  | 2  | 9   | 9  | 11  | 5  | 8  | 11  | 13 | 1  | 0  | 7  | 0   | 1   | 25  |
| 42 Nene   | F                      | 23:15 | 1  | 5   | 0  | 0   | 2  | 2   | 1  | 2  | 3   | 0  | 1  | 0  | 0  | 1   | -9  | 4   |
| 10 Eric Gordon  | F                      | 31:58 | 10 | 16  | 7  | 12  | 0  | 0   | 5  | 5  | 2   | 2  | 1  | 2  | 1  | 1   | 27  |     |
| 7 Sam Dekker  | F                      | 11:28 | 2  | 3   | 1  | 2   | 0  | 0   | 0  | 1  | 1   | 0  | 2  | 0  | 0  | -11 | 5   |     |
| 32 KJ McDaniels                                       | F                      | 10:01 | 0  | 3   | 0  | 2   | 0  | 0   | 0  | 2  | 2   | 0  | 1  | 0  | 0  | -5  | 0   |     |
| 6 Tyler Ennis   | F                      | 9:04  | 3  | 6   | 0  | 1   | 0  | 0   | 1  | 1  | 2   | 1  | 0  | 1  | 1  | 0   | -7  | 6   |
| 8 Bobby Brown   | DNP - Coach's Decision |       |    |     |    |     |    |     |    |    |     |    |    |    |    |     |     |     |
| 5 Montrezl Hurrell                                    | DNP - Coach's Decision |       |    |     |    |     |    |     |    |    |     |    |    |    |    |     |     |     |
| 30 Kyle Wiljer  | DNP - Coach's Decision |       |    |     |    |     |    |     |    |    |     |    |    |    |    |     |     |     |
| 240:00 34 89 15 47 17 21 16 30 48 22 19 8 14 4 -6 100 |                        |       |    |     |    |     |    |     |    |    |     |    |    |    |    |     |     |     |
| 38.2 % 31.9 % 81.0 % TM REB: 8 TOT TO: 14 (18 PTS)    |                        |       |    |     |    |     |    |     |    |    |     |    |    |    |    |     |     |     |

## SCORE BY PERIOD

Spurs

Rockets

Injuries: Spurs - Laprovittola, Murray; Rockets - Beverley, Orsaku  
 Points in the Paint: Spurs 48 (24/11), ROCKETS 34 (17/20)  
 2nd Chance Points: Spurs 6 (0/0), ROCKETS 16 (8/14)  
 Fast Break Points: Spurs 6 (2/3), ROCKETS 13 (4/4)

Flagged Limit: Spurs 16, ROCKETS 6  
 Lead Changes: 2  
 Times Tied: 2

Copyright (c) 2016 NBA Properties, INC. All Rights Reserved

## NATIONAL BASKETBALL ASSOCIATION

## OFFICIAL SCORER'S REPORT

Tuesday, December 06, 2017 Toyota Center, Houston, TX  
 Officials: #18 Matt Boland, #25 Tony Brothers, #59 Gary Zielinski

Game Duration: 2:13  
 Attendance: 18,055 (Sellout)

VISITOR: San Antonio Spurs (23-5)

|    | POS                  | MIN                    | FG     | FGA | 3P     | 3PA | FT     | FTA | OR     | DR | TOT       | A  | PF | ST | TO                  | BS | +/- | PTS |    |
|----|----------------------|------------------------|--------|-----|--------|-----|--------|-----|--------|----|-----------|----|----|----|---------------------|----|-----|-----|----|
| 2  | Kawhi Leonard        | F                      | 38:21  | 5   | 15     | 0   | 4      | 11  | 13     | 0  | 5         | 5  | 4  | 1  | 5                   | 7  | 0   | 0   | 21 |
| 12 | LaMarcus Aldridge    | F                      | 35:48  | 8   | 15     | 0   | 0      | 5   | 8      | 5  | 10        | 5  | 2  | 0  | 0                   | 1  | -8  | 17  |    |
| 18 | Pau Gasol            | C                      | 26:20  | 5   | 8      | 0   | 0      | 0   | 1      | 9  | 10        | 2  | 3  | 0  | 2                   | 2  | 0   | 10  |    |
| 14 | Danny Green          | G                      | 33:52  | 4   | 8      | 4   | 6      | 0   | 0      | 1  | 2         | 3  | 2  | 2  | 2                   | 1  | 2   | 12  |    |
| 9  | Tony Parker          | G                      | 24:23  | 3   | 7      | 1   | 1      | 1   | 2      | 1  | 1         | 2  | 1  | 0  | 1                   | 0  | 0   | -3  | 8  |
| 8  | Patty Mills          | F                      | 23:37  | 5   | 8      | 3   | 5      | 0   | 0      | 0  | 0         | 0  | 1  | 1  | 2                   | 2  | 0   | 5   | 13 |
| 10 | David Lee            | F                      | 18:52  | 3   | 5      | 0   | 0      | 0   | 0      | 0  | 4         | 4  | 1  | 1  | 0                   | 0  | 1   | 0   | 8  |
| 20 | Manu Ginobili        | F                      | 19:31  | 4   | 9      | 4   | 5      | 0   | 2      | 0  | 4         | 4  | 3  | 2  | 3                   | 2  | 0   | 4   | 12 |
| 3  | Dewynne Dedmon       | F                      | 10:54  | 0   | 0      | 0   | 0      | 0   | 0      | 2  | 1         | 3  | 0  | 2  | 0                   | 1  | 0   | 2   | 0  |
| 17 | Jonathan Simmons     | F                      | 9:53   | 1   | 2      | 0   | 0      | 1   | 2      | 0  | 2         | 2  | 1  | 2  | 0                   | 2  | 0   | 8   | 3  |
| 42 | Davis Bertans        | F                      | 2:29   | 0   | 0      | 0   | 0      | 0   | 0      | 0  | 0         | 0  | 1  | 1  | 0                   | 1  | 0   | 0   | 0  |
| 1  | Kyle Anderson        | DNP - Coach's Decision |        |     |        |     |        |     |        |    |           |    |    |    |                     |    |     |     |    |
| 27 | Nicolas Laprovittola | DNP - Coach's Decision |        |     |        |     |        |     |        |    |           |    |    |    |                     |    |     |     |    |
|    |                      | 240:00                 | 38     | 77  | 12     | 23  | 18     | 25  | 10     | 33 | 43        | 21 | 17 | 13 | 19                  | 5  | 2   | 102 |    |
|    |                      |                        | 48.8 % |     | 52.2 % |     | 72.0 % |     | 72.0 % |    | TM REB: 8 |    |    |    | TOT TO: 19 (28 PTS) |    |     |     |    |

HOME: HOUSTON ROCKETS (21-8)

|  | POS | MIN | FG | FGA | 3P | 3PA | FT | FTA | OR | DR | TOT | A | PF |
|--|-----|-----|----|-----|----|-----|----|-----|----|----|-----|---|----|
|--|-----|-----|----|-----|----|-----|----|-----|----|----|-----|---|----|



**2016-17 REGULAR SEASON SERIES:**

Spurs 1, Clippers 3

**ALL-TIME SERIES VS. CLIPPERS:**

124-39 (69-12 home, 55-27 road)

**MOST RECENT PLAYOFF MEETING:**

2015 First Round, Lost 3-4

**ALL-TIME PLAYOFF SERIES VS. LAC:**

7-4

## CLIPPERS PLAYOFF ROSTER

| NO. | PLAYER            | POS. | HT.  | WT. | DOB      | FROM            | YRS. |
|-----|-------------------|------|------|-----|----------|-----------------|------|
| 0   | Diamond Stone     | C    | 6-11 | 255 | 02/10/97 | Maryland        | R    |
| 2   | Raymond Felton    | G    | 6-1  | 205 | 06/26/84 | North Carolina  | 11   |
| 3   | Chris Paul        | G    | 6-0  | 175 | 05/06/85 | Wake Forest     | 11   |
| 4   | J.J. Redick       | G    | 6-4  | 190 | 06/24/84 | Duke            | 10   |
| 5   | Marreese Speights | F/C  | 6-10 | 255 | 08/04/87 | Florida         | 8    |
| 6   | DeAndre Jordan    | C    | 6-11 | 265 | 07/21/88 | Texas A&M       | 8    |
| 9   | Alan Anderson     | F/G  | 6-6  | 220 | 10/16/82 | Michigan State  | 7    |
| 10  | Brice Johnson     | F    | 6-10 | 230 | 06/27/94 | North Carolina  | R    |
| 11  | Jamal Crawford    | G    | 6-5  | 200 | 03/20/80 | Michigan        | 16   |
| 12  | Luc Mbah a Moute  | F    | 6-8  | 230 | 09/09/86 | UCLA            | 8    |
| 25  | Austin Rivers     | G    | 6-4  | 200 | 08/01/92 | Duke            | 4    |
| 30  | Brandon Bass      | F    | 6-8  | 250 | 04/30/85 | Louisiana State | 11   |
| 32  | Blake Griffin     | F    | 6-10 | 251 | 03/16/89 | Oklahoma        | 6    |
| 33  | Wesley Johnson    | F    | 6-7  | 215 | 07/11/87 | Syracuse        | 6    |
| 34  | Paul Pierce       | F    | 6-7  | 235 | 10/13/77 | Kansas          | 18   |



### HEAD COACH

Doc Rivers  
(Marquette)

### ASSISTANT COACHES

Mike Woodson (Indiana)  
Sam Cassell (Florida State)  
Brendan O'Connor (Saint Anselm)  
Armond Hill (Princeton)  
Patrick Sullivan (North Carolina)  
John Welch (UNLV)

### ATHLETIC TRAINER

Jasen Powell (Cal Poly Pomona)

## 2016-2017 SEASON SERIES (1-3)

## SAN ANTONIO SPURS

## VS. L.A. CLIPPERS

|              |   |    |     | -FIELD GOALS- |     |      | -3-POINT FG-- |     |       | -FREE THROWS- |     |       | --REBOUNDS-- |     |     |     |    |    |     |    |     |     |       |
|--------------|---|----|-----|---------------|-----|------|---------------|-----|-------|---------------|-----|-------|--------------|-----|-----|-----|----|----|-----|----|-----|-----|-------|
| PLAYER       | G | GS | MIN | FG            | FGA | PCT  | FG            | FGA | PCT   | FT            | FTA | PCT   | OFF          | DEF | TOT | AST | PF | DQ | STL | TO | BLK | PTS | AVG   |
| Leonard      | 4 | 4  | 128 | 28            | 67  | .418 | 6             | 18  | .333  | 28            | 33  | .848  | 6            | 17  | 23  | 17  | 9  | 0  | 4   | 12 | 3   | 90  | 22.5  |
| Gasol        | 4 | 2  | 106 | 18            | 32  | .563 | 6             | 10  | .600  | 22            | 25  | .880  | 12           | 20  | 32  | 6   | 9  | 0  | 0   | 7  | 5   | 64  | 16.0  |
| Aldridge     | 4 | 4  | 118 | 26            | 58  | .448 | 4             | 6   | .667  | 6             | 6   | 1.000 | 5            | 18  | 23  | 2   | 14 | 0  | 2   | 6  | 4   | 62  | 15.5  |
| Laprovittola | 1 | 0  | 22  | 4             | 5   | .800 | 3             | 4   | .750  | 0             | 0   | ---   | 1            | 1   | 2   | 5   | 1  | 0  | 0   | 2  | 0   | 11  | 11.0  |
| Parker       | 3 | 3  | 78  | 7             | 25  | .280 | 1             | 5   | .200  | 6             | 6   | 1.000 | 0            | 4   | 4   | 8   | 2  | 0  | 2   | 2  | 0   | 21  | 7.0   |
| Green        | 2 | 2  | 58  | 5             | 12  | .417 | 3             | 8   | .375  | 0             | 0   | ---   | 2            | 6   | 8   | 3   | 5  | 0  | 2   | 1  | 0   | 13  | 6.5   |
| Simmons      | 4 | 1  | 77  | 10            | 27  | .370 | 1             | 7   | .143  | 5             | 6   | .833  | 2            | 10  | 12  | 8   | 7  | 0  | 2   | 5  | 1   | 26  | 6.5   |
| Mills        | 4 | 1  | 87  | 8             | 28  | .286 | 4             | 16  | .250  | 4             | 5   | .800  | 1            | 8   | 9   | 9   | 6  | 0  | 1   | 5  | 0   | 24  | 6.0   |
| Ginobili     | 3 | 0  | 56  | 5             | 15  | .333 | 3             | 8   | .375  | 3             | 3   | 1.000 | 2            | 8   | 10  | 7   | 4  | 0  | 3   | 4  | 0   | 16  | 5.3   |
| Lee          | 4 | 0  | 54  | 8             | 18  | .444 | 0             | 0   | ---   | 3             | 4   | .750  | 5            | 9   | 14  | 3   | 4  | 0  | 0   | 0  | 1   | 19  | 4.8   |
| Dedmon       | 4 | 2  | 73  | 7             | 16  | .438 | 0             | 0   | ---   | 2             | 3   | .667  | 8            | 23  | 31  | 7   | 9  | 0  | 2   | 4  | 6   | 16  | 4.0   |
| Murray       | 3 | 0  | 17  | 4             | 9   | .444 | 2             | 2   | 1.000 | 0             | 2   | .000  | 1            | 1   | 2   | 0   | 2  | 0  | 1   | 1  | 0   | 10  | 3.3   |
| Anderson     | 4 | 1  | 46  | 4             | 6   | .667 | 0             | 1   | .000  | 0             | 0   | ---   | 2            | 11  | 13  | 5   | 4  | 0  | 6   | 3  | 1   | 8   | 2.0   |
| Forbes       | 3 | 0  | 20  | 2             | 6   | .333 | 0             | 4   | .000  | 1             | 1   | 1.000 | 0            | 2   | 2   | 1   | 2  | 0  | 0   | 0  | 0   | 5   | 1.7   |
| Anthony      | 1 | 0  | 2   | 0             | 0   | ---  | 0             | 0   | ---   | 0             | 0   | ---   | 0            | 0   | 0   | 0   | 0  | 0  | 0   | 0  | 0   | 0   | 0.0   |
| Bertans      | 2 | 0  | 18  | 0             | 4   | .000 | 0             | 3   | .000  | 0             | 0   | ---   | 0            | 1   | 1   | 0   | 1  | 0  | 0   | 1  | 1   | 0   | 0.0   |
| SPURS        | 4 | -  | 960 | 136           | 328 | .415 | 33            | 92  | .359  | 80            | 94  | .851  | 47           | 139 | 186 | 81  | 79 | 0  | 25  | 57 | 22  | 385 | 96.3  |
| CLIPPERS     | 4 | -  | 960 | 163           | 337 | .484 | 33            | 96  | .344  | 58            | 74  | .784  | 29           | 133 | 162 | 81  | 82 | 0  | 33  | 41 | 21  | 417 | 104.3 |

|              | -- SINGLE-GAME HIGHS -- |     |     |    |    |    |     | ----- AVERAGE PER GAME ----- |      |      |      |      |      |       | -CAREER HIGHS (C=SET, T=TIED THIS SEASON) - |     |     |     |     |     |     |  |  |  |  |
|--------------|-------------------------|-----|-----|----|----|----|-----|------------------------------|------|------|------|------|------|-------|---|-----|-----|-----|-----|-----|-----|--|--|--|--|
| PLAYER       | MIN                     | REB | AST | ST | TO | BL | PTS | MIN                          | REB  | AST  | STL  | TO   | BLK  | PTS   | FG  | FGA | FT  | FTA | REB | AST | PTS |  |  |  |  |
| Leonard      | 35                      | 9   | 6   | 1  | 4  | 2  | 28  | 31.9                         | 5.8  | 4.3  | 1.00 | 3.0  | 0.75 | 22.5  | 10T   | 19C | 10C | 11C | 10  | 6T  | 28C |  |  |  |  |
| Gasol        | 32                      | 12  | 2   | 0  | 2  | 2  | 21  | 26.5                         | 8.0  | 1.5  | 0.00 | 1.8  | 1.25 | 16.0  | 10  | 23  | 12  | 14  | 18  | 8   | 27  |  |  |  |  |
| Aldridge     | 36                      | 11  | 1   | 1  | 2  | 1  | 19  | 29.5                         | 5.8  | 0.5  | 0.50 | 1.5  | 1.00 | 15.5  | 15  | 31  | 9   | 11  | 13  | 7   | 37  |  |  |  |  |
| Laprovittola | 22                      | 2   | 5   | 0  | 2  | 0  | 11  | 21.9                         | 2.0  | 5.0  | 0.00 | 2.0  | 0.00 | 11.0  | 4C  | 5C  | 0C  | 0C  | 2C  | 5C  | 11C |  |  |  |  |
| Parker       | 31                      | 2   | 3   | 2  | 2  | 0  | 17  | 26.1                         | 1.3  | 2.7  | 0.67 | 0.7  | 0.00 | 7.0   | 12  | 23  | 11  | 13  | 6   | 15  | 31  |  |  |  |  |
| Green        | 30                      | 5   | 2   | 1  | 1  | 0  | 10  | 28.9                         | 4.0  | 1.5  | 1.00 | 0.5  | 0.00 | 6.5   | 6   | 13  | 2   | 2   | 6   | 7   | 16  |  |  |  |  |
| Simmons      | 26                      | 4   | 4   | 2  | 3  | 1  | 8   | 19.2                         | 3.0  | 2.0  | 0.50 | 1.3  | 0.25 | 6.5   | 3C  | 10C | 2C  | 2T  | 4T  | 4C  | 8C  |  |  |  |  |
| Mills        | 25                      | 3   | 5   | 1  | 2  | 0  | 14  | 21.9                         | 2.3  | 2.3  | 0.25 | 1.3  | 0.00 | 6.0   | 9   | 15  | 5   | 6   | 5   | 6   | 25  |  |  |  |  |
| Ginobili     | 22                      | 4   | 4   | 3  | 3  | 0  | 7   | 18.8                         | 3.3  | 2.3  | 1.00 | 1.3  | 0.00 | 5.3   | 12  | 27  | 12  | 14  | 8   | 10  | 40  |  |  |  |  |
| Lee          | 16                      | 5   | 2   | 0  | 0  | 1  | 6   | 13.5                         | 3.5  | 0.8  | 0.00 | 0.0  | 0.25 | 4.8   | 12  | 21  | 8   | 9   | 15  | 7   | 29  |  |  |  |  |
| Dedmon       | 24                      | 12  | 3   | 1  | 2  | 4  | 4   | 18.3                         | 7.8  | 1.8  | 0.50 | 1.0  | 1.50 | 4.0   | 4   | 7   | 2T  | 2T  | 12C | 3C  | 9   |  |  |  |  |
| Murray       | 9                       | 2   | 0   | 1  | 1  | 0  | 6   | 5.8                          | 0.7  | 0.0  | 0.33 | 0.3  | 0.00 | 3.3   | 2C  | 5C  | 0C  | 2C  | 2C  | 0C  | 6C  |  |  |  |  |
| Anderson     | 16                      | 7   | 2   | 5  | 2  | 1  | 8   | 11.4                         | 3.3  | 1.3  | 1.50 | 0.8  | 0.25 | 2.0   | 4T  | 6   | 0T  | 0T  | 7C  | 2C  | 8T  |  |  |  |  |
| Forbes       | 14                      | 1   | 1   | 0  | 0  | 0  | 5   | 6.5                          | 0.7  | 0.3  | 0.00 | 0.0  | 0.00 | 1.7   | 2C  | 4C  | 1C  | 1C  | 1C  | 1C  | 5C  |  |  |  |  |
| Anthony      | 2                       | 0   | 0   | 0  | 0  | 0  | 0   | 2.2                          | 0.0  | 0.0  | 0.00 | 0.0  | 0.00 | 0.0   | 2   | 4   | 3   | 4   | 7   | 2   | 5   |  |  |  |  |
| Bertans      | 16                      | 1   | 0   | 0  | 1  | 1  | 0   | 9.2                          | 0.5  | 0.0  | 0.00 | 0.5  | 0.50 | 0.0   | 0C  | 3C  | 0C  | 0C  | 1C  | 0C  | 0C  |  |  |  |  |
| SPURS        | 240                     | 55  | 23  | 9  | 15 | 7  | 105 | 240.0                        | 46.5 | 20.3 | 6.25 | 14.3 | 5.50 | 96.3  | 68  | 116 | 37  | 46  | 65  | 46  | 163 |  |  |  |  |
| CLIPPERS     | 240                     | 45  | 24  | 9  | 12 | 7  | 116 | 240.0                        | 40.5 | 20.3 | 8.25 | 10.3 | 5.25 | 104.3 | 54  | 115 | 36  | 52  | 61  | 37  | 138 |  |  |  |  |

## 2016-2017 SEASON SERIES (3-1)

## LOS ANGELES CLIPPERS

## VS. SAN ANTONIO

|              | -FIELD GOALS- |    |     |     |     |      | -3-POINT FG-- |     |      | -FREE THROWS- |     |       | --REBOUNDS-- |     |     |     |    | PF | DQ | STL | TO | BLK | PTS   | AVG |
|--------------|---------------|----|-----|-----|-----|------|---------------|-----|------|---------------|-----|-------|--------------|-----|-----|-----|----|----|----|-----|----|-----|-------|-----|
| PLAYER       | G             | GS | MIN | FG  | FGA | PCT  | FG            | FGA | PCT  | FT            | FTA | PCT   | OFF          | DEF | TOT | AST |    |    |    |     |    |     |       |     |
| Griffin      | 3             | 3  | 104 | 29  | 55  | .527 | 0             | 8   | .000 | 17            | 18  | .944  | 4            | 18  | 22  | 9   | 10 | 0  | 2  | 5   | 1  | 75  | 25.0  |     |
| Paul         | 4             | 4  | 115 | 25  | 52  | .481 | 5             | 9   | .556 | 9             | 11  | .818  | 1            | 27  | 28  | 29  | 10 | 0  | 9  | 9   | 1  | 64  | 16.0  |     |
| Jordan       | 4             | 4  | 125 | 23  | 33  | .697 | 0             | 0   | ---  | 4             | 9   | .444  | 10           | 32  | 42  | 5   | 11 | 0  | 3  | 4   | 5  | 50  | 12.5  |     |
| Rivers       | 3             | 0  | 74  | 13  | 33  | .394 | 3             | 12  | .250 | 8             | 10  | .800  | 0            | 1   | 1   | 4   | 8  | 0  | 2  | 1   | 1  | 37  | 12.3  |     |
| Redick       | 4             | 4  | 103 | 14  | 33  | .424 | 10            | 20  | .500 | 4             | 4   | 1.000 | 1            | 4   | 5   | 5   | 3  | 0  | 5  | 2   | 2  | 42  | 10.5  |     |
| Crawford     | 4             | 0  | 96  | 16  | 31  | .516 | 5             | 11  | .455 | 2             | 3   | .667  | 0            | 4   | 4   | 5   | 8  | 0  | 2  | 6   | 2  | 39  | 9.8   |     |
| Speights     | 4             | 0  | 76  | 12  | 29  | .414 | 4             | 15  | .267 | 9             | 9   | 1.000 | 6            | 14  | 20  | 10  | 12 | 0  | 2  | 3   | 3  | 37  | 9.3   |     |
| Mbah a Moute | 4             | 4  | 94  | 12  | 22  | .545 | 3             | 6   | .500 | 3             | 5   | .600  | 1            | 4   | 5   | 2   | 9  | 0  | 4  | 1   | 1  | 30  | 7.5   |     |
| Felton       | 4             | 0  | 74  | 11  | 19  | .579 | 1             | 2   | .500 | 1             | 2   | .500  | 0            | 8   | 8   | 8   | 2  | 0  | 3  | 3   | 1  | 24  | 6.0   |     |
| Bass         | 2             | 0  | 22  | 4   | 9   | .444 | 0             | 0   | ---  | 1             | 2   | .500  | 4            | 6   | 10  | 0   | 1  | 0  | 1  | 0   | 1  | 9   | 4.5   |     |
| W. Johnson   | 3             | 0  | 58  | 4   | 17  | .235 | 2             | 10  | .200 | 0             | 1   | .000  | 2            | 14  | 16  | 3   | 5  | 0  | 0  | 4   | 3  | 10  | 3.3   |     |
| Pierce       | 2             | 1  | 18  | 0   | 4   | .000 | 0             | 3   | .000 | 0             | 0   | ---   | 0            | 1   | 1   | 1   | 3  | 0  | 0  | 0   | 0  | 0   | 0.0   |     |
| CLIPPERS     | 4             | -  | 960 | 163 | 337 | .484 | 33            | 96  | .344 | 58            | 74  | .784  | 29           | 133 | 162 | 81  | 82 | 0  | 33 | 41  | 21 | 417 | 104.3 |     |
| SPURS        | 4             | -  | 960 | 136 | 328 | .415 | 33            | 92  | .359 | 80            | 94  | .851  | 47           | 139 | 186 | 81  | 79 | 0  | 25 | 57  | 22 | 385 | 96.3  |     |

|              | -- SINGLE-GAME HIGHS -- |     |     |    |    |    |     | ----- AVERAGE PER GAME ----- |      |      |      |      |      |       | -CAREER HIGHS (C=SET, T=TIED THIS SEASON) - |     |     |     |     |     |     |
|--------------|-------------------------|-----|-----|----|----|----|-----|------------------------------|------|------|------|------|------|-------|---|-----|-----|-----|-----|-----|-----|
| PLAYER       | MIN                     | REB | AST | ST | TO | BL | PTS | MIN                          | REB  | AST  | STL  | TO   | BLK  | PTS   | FG  | FGA | FT  | FTA | REB | AST | PTS |
| Griffin      | 38                      | 9   | 5   | 1  | 3  | 1  | 29  | 34.7                         | 7.3  | 3.0  | 0.67 | 1.7  | 0.33 | 25.0  | 14  | 24  | 11T | 15  | 20  | 6   | 35  |
| Paul         | 33                      | 8   | 10  | 3  | 4  | 1  | 19  | 28.8                         | 7.0  | 7.3  | 2.25 | 2.3  | 0.25 | 16.0  | 15  | 23  | 9   | 10  | 12  | 17  | 38  |
| Jordan       | 36                      | 17  | 2   | 2  | 2  | 3  | 17  | 31.3                         | 10.5 | 1.3  | 0.75 | 1.0  | 1.25 | 12.5  | 10  | 12  | 10  | 28  | 19  | 2T  | 26  |
| Rivers       | 27                      | 1   | 3   | 1  | 1  | 1  | 23  | 24.7                         | 0.3  | 1.3  | 0.67 | 0.3  | 0.33 | 12.3  | 8T  | 18  | 5T  | 6T  | 6   | 5   | 23C |
| Redick       | 32                      | 2   | 2   | 2  | 1  | 2  | 14  | 25.7                         | 1.3  | 1.3  | 1.25 | 0.5  | 0.50 | 10.5  | 7   | 13  | 6   | 6   | 6   | 4   | 21  |
| Crawford     | 28                      | 3   | 2   | 2  | 4  | 1  | 16  | 24.0                         | 1.0  | 1.3  | 0.50 | 1.5  | 0.50 | 9.8   | 11  | 26  | 10  | 14  | 6   | 8   | 28  |
| Speights     | 29                      | 8   | 5   | 1  | 2  | 1  | 15  | 19.1                         | 5.0  | 2.5  | 0.50 | 0.8  | 0.75 | 9.3   | 10  | 16  | 6C  | 6T  | 9   | 5C  | 22  |
| Mbah a Moute | 35                      | 2   | 1   | 2  | 1  | 1  | 13  | 23.6                         | 1.3  | 0.5  | 1.00 | 0.3  | 0.25 | 7.5   | 5T  | 10  | 5   | 6   | 9   | 3   | 13T |
| Felton       | 23                      | 4   | 3   | 1  | 1  | 1  | 13  | 18.4                         | 2.0  | 2.0  | 0.75 | 0.8  | 0.25 | 6.0   | 10  | 21  | 6   | 6   | 8   | 9   | 28  |
| Bass         | 13                      | 6   | 0   | 1  | 0  | 1  | 5   | 11.1                         | 5.0  | 0.0  | 0.50 | 0.0  | 0.50 | 4.5   | 8   | 12  | 4   | 6   | 7   | 2   | 18  |
| W. Johnson   | 27                      | 9   | 2   | 0  | 2  | 2  | 8   | 19.3                         | 5.3  | 1.0  | 0.00 | 1.3  | 1.00 | 3.3   | 6   | 17  | 3   | 4   | 11  | 4   | 15  |
| Pierce       | 10                      | 1   | 1   | 0  | 0  | 0  | 0   | 9.0                          | 0.5  | 0.5  | 0.00 | 0.0  | 0.00 | 0.0   | 16  | 26  | 10  | 12  | 12  | 7   | 37  |
| CLIPPERS     | 240                     | 45  | 24  | 9  | 12 | 7  | 116 | 240.0                        | 40.5 | 20.3 | 8.25 | 10.3 | 5.25 | 104.3 | 54  | 115 | 36  | 52  | 61  | 37  | 138 |
| SPURS        | 240                     | 55  | 23  | 9  | 15 | 7  | 105 | 240.0                        | 46.5 | 20.3 | 6.25 | 14.3 | 5.50 | 96.3  | 68  | 116 | 37  | 46  | 65  | 46  | 163 |

# SEASON SERIES VS. CLIPPERS



## SPURS (5-2) – 92 CLIPPERS (5-1) – 116

AT&T Center  
San Antonio, TX

11/05/16  
Game #7  
Home Game #3



**SAN ANTONIO** – The Spurs fell to the Clippers 92-116 on 11/5 at AT&T Center in the second night of a back-to-back. This was San Antonio's seventh game without Danny Green and third game without Tony Parker who are out with a left quad strain and right knee soreness, respectively. San Antonio started the game with an 8-0 lead, but Los Angeles quickly caught up to pull ahead. LaMarcus Aldridge led the Spurs in scoring with 19 points (7-13 FG, 3-3 3FG, 2-2 FT) in 25 minutes of play and shared the team-high of 6 rebounds with Kawhi Leonard. Blake Griffin scored 28 points (13-19 FG, 0-2 3FG, 2-3 FT) and logged 5 rebounds and 3 assists in 29 minutes. Chris Paul helped the cause for the opponents with 9 points, 2 steals and team-highs of 8 rebounds and 10 assists. The benches were knotted at 44 points apiece. San Antonio beat the Clippers in three-point shooting as they shot 40.0% from beyond the arc. Los Angeles leads the series 1-0 and these two teams will meet next on December 22 in Los Angeles.

### SPURS

Aldridge – 19  
Aldridge, Leonard – 6  
Laprovittola, Mills – 5

### STATS

High Points  
High Rebounds  
High Assists

### CLIPPERS

Griffin – 28  
Jordan, Paul, Speights – 8  
Paul – 10


### BOX SCORE

| Team     | 1  | 2  | 3  | 4  | F   | FG%  | 3FG% | FT%  | OR | DR | TR | AS | PF | ST | TO | BS |
|----------|----|----|----|----|-----|------|------|------|----|----|----|----|----|----|----|----|
| SPURS    | 24 | 31 | 17 | 20 | 92  | 40.5 | 40.0 | 88.0 | 7  | 33 | 40 | 19 | 18 | 5  | 15 | 5  |
| CLIPPERS | 39 | 34 | 16 | 27 | 116 | 51.6 | 39.1 | 92.9 | 7  | 34 | 41 | 24 | 19 | 8  | 9  | 6  |

## SPURS (23-6) – 101 CLIPPERS (22-8) – 106

Staples Center  
Los Angeles, CA

12/22/16  
Game #29  
Away Game #17



**LOS ANGELES** – The Spurs fell to the Clippers 101-106 on 12/22 at Staples Center on the second night of a three-game road trip. Los Angeles jumped out to an early lead in the first quarter and the Spurs were unable to close the gap. Kawhi Leonard led San Antonio in all three categories as he tallied 27 points (8-19FG, 1-3 3FG, 10-11 FT), 9 rebounds and 5 assists as well as 2 blocks and a steal. Pau Gasol nearly notched another double-double as he registered 21 points (6-12 FG, 1-2 3FG, 8-8 FT) and 9 rebounds. Kyle Anderson snagged a game-high and career-high-tying 5 steals to go with his 8 points (4-5 FG) and 7 rebounds. There were four Spurs in double figures and San Antonio outrebounded Los Angeles 54-42 while winning the battle in the paint 50-42. In the win, Chris Paul led the Clippers with 19 points (6-11 FG, 2-2 3FG, 5-6 FT), 7 rebounds, 6 assists and 2 steals. There were six Los Angeles players in double figures. Los Angeles leads the series 2-0 and the teams meet again on February 24 at Staples Center.

### SPURS

Leonard – 27  
Leonard, Gasol – 9  
Leonard – 5

### STATS

High Points  
High Rebounds  
High Assists

### CLIPPERS

Paul – 19  
Jordan, Johnson – 9  
Paul – 6

### BOX SCORE

| Team     | 1  | 2  | 3  | 4  | F   | FG%  | 3FG% | FT%  | OR | DR | TR | AS | PF | ST | TO | BS |
|----------|----|----|----|----|-----|------|------|------|----|----|----|----|----|----|----|----|
| SPURS    | 22 | 23 | 28 | 28 | 101 | 40.2 | 31.6 | 84.0 | 18 | 37 | 55 | 19 | 23 | 8  | 13 | 7  |
| CLIPPERS | 27 | 30 | 24 | 25 | 106 | 47.0 | 39.3 | 77.3 | 6  | 34 | 40 | 18 | 22 | 8  | 12 | 6  |

## SPURS (44-13) – 105 CLIPPERS (35-23) – 97

Staples Center  
Los Angeles, CA

2/24/17  
Game #57  
Away Game #32



**LOS ANGELES** – San Antonio defeated the Clippers 105-97 on 2/24 at Staples Center in their first game after All-Star break. This game also marked the return of Pau Gasol after missing 15 games with a fractured left fourth metacarpal, who came off the bench to tally a double-double of 17 points (5-7 FG, 3-3 3FG, 4-4 FT) and 11 rebounds in 26 minutes. Kawhi Leonard led the Silver and Black in scoring and assists as he registered 21 points (7-16 FG, 7-10 FT) and 6 assists. LaMarcus Aldridge logged his 14th double-double of the season with 15 points (5-15 FG, 1-1 3FG, 4-4 FT) and 11 rebounds. For the home team, Blake Griffin recorded a game-best 29 points (9-17 FG, 11-11 FT), team-high 9 rebounds and team-leading 5 assists, with 23 of his points coming in the second half of play. Austin Rivers came off the bench for the Clippers and chipped in with 23 points (8-14 FG, 2-6 3FG, 5-6 FT) and 3 assists in 26 minutes. Los Angeles leads the series 2-1 and they will meet again on April 8 at the AT&T Center.

### SPURS

Leonard – 21  
Dedmon – 12  
Leonard – 6

### STATS

High Points  
High Rebounds  
High Assists

### CLIPPERS

Griffin – 29  
Griffin – 9  
Griffin, Paul – 5


### BOX SCORE

| Team     | 1  | 2  | 3  | 4  | F   | FG%  | 3FG% | FT%  | OR | DR | TR | AS | PF | ST | TO | BS |
|----------|----|----|----|----|-----|------|------|------|----|----|----|----|----|----|----|----|
| SPURS    | 18 | 29 | 30 | 28 | 105 | 42.7 | 34.6 | 86.7 | 15 | 36 | 51 | 23 | 21 | 9  | 15 | 7  |
| CLIPPERS | 13 | 29 | 31 | 24 | 97  | 44.3 | 30.4 | 83.3 | 8  | 28 | 36 | 18 | 26 | 9  | 12 | 2  |

## SPURS (61-19) – 87 CLIPPERS (49-31) – 98

AT&T Center  
San Antonio, TX

4/8/17  
Game #80  
Home Game #41



**SAN ANTONIO** – On the second night of a back-to-back and fifth game in seven days, the Spurs were edged out by the Clippers 98-87 on 4/8 at the AT&T Center. Despite San Antonio being on top at the end of the first quarter, Los Angeles went on a 13-1 run in the second to gain a lead they would not relinquish for the remainder of the game. Kawhi Leonard logged a game-high 28 points (10-19 FG, 5-8 3FG, 3-4 FT), 5 rebounds and a team-leading 5 assists while Pau Gasol chipped in another 15 points (4-8 FG, 1-3 3FG, 6-7 FT), 7 rebounds, 1 assist and 1 blocked shot. The Spurs outshot the Clippers from beyond the arc by over 9% and won the battle of the bench 27-23. In the win, Chris Paul led the visitors with his 19 points (9-16 FG, 1-3 3FG), 8 rebounds, a game-best 8 assists and 3 steals and DeAndre Jordan tallied a double-double of 17 points (8-10 FG) and a game-high 17 rebounds. San Antonio closes out the series by going 1-3 against the Clippers on the season.

### SPURS

Leonard – 28  
Dedmon – 10  
Leonard – 5

### STATS

High Points  
High Rebounds  
High Assists

### CLIPPERS

Paul – 19  
Jordan – 17  
Paul – 8

### BOX SCORE

| Team     | 1  | 2  | 3  | 4  | F  | FG%  | 3FG% | FT%  | OR | DR | TR | AS | PF | ST | TO | BS |
|----------|----|----|----|----|----|------|------|------|----|----|----|----|----|----|----|----|
| SPURS    | 23 | 20 | 27 | 17 | 87 | 42.5 | 36.4 | 78.6 | 7  | 33 | 40 | 20 | 17 | 3  | 14 | 4  |
| CLIPPERS | 22 | 30 | 30 | 16 | 98 | 50.0 | 27.3 | 57.1 | 8  | 37 | 45 | 21 | 15 | 8  | 8  | 7  |

## NATIONAL BASKETBALL ASSOCIATION

## OFFICIAL SCORER'S REPORT

Saturday, November 05, 2016 AT&T Center, San Antonio, TX  
 Officials: #14 Ed Malloy, #60 James Williams, #77 Karl Lane

Game Duration: 2:11  
 Attendance: 18,418 (Sellout)

VISITOR: LA CLIPPERS (5-1)

|    | POS              | MIN                    | FG        | FGA   | 3P    | 3PA | FT | FTA | OR | DR | TOT | A  | PF | ST | TO | BS | ±  | PTS                |   |  |
|----|------------------|------------------------|-----------|-------|-------|-----|----|-----|----|----|-----|----|----|----|----|----|----|--------------------|---|--|
| 12 | Luc Mbah a Moute | F                      | 24:22     | 5     | 9     | 2   | 4  | 1   | 1  | 0  | 1   | 1  | 2  | 1  | 1  | 0  | 13 | 13                 |   |  |
| 32 | Blake Griffin    | F                      | 29:09     | 13    | 19    | 0   | 2  | 2   | 3  | 1  | 4   | 5  | 3  | 2  | 1  | 0  | 24 | 28                 |   |  |
| 8  | DeAndre Jordan   | C                      | 29:59     | 4     | 8     | 0   | 0  | 0   | 1  | 7  | 8   | 1  | 3  | 0  | 0  | 3  | 22 | 8                  |   |  |
| 4  | JJ Redick        | G                      | 24:27     | 5     | 9     | 2   | 3  | 2   | 2  | 1  | 1   | 2  | 1  | 2  | 1  | 0  | 20 | 14                 |   |  |
| 3  | Chris Paul       | G                      | 28:35     | 4     | 11    | 0   | 1  | 1   | 1  | 7  | 8   | 10 | 2  | 2  | 1  | 0  | 25 | 9                  |   |  |
| 11 | Jamal Crawford   |                        | 28:00     | 6     | 10    | 3   | 5  | 1   | 1  | 0  | 3   | 3  | 2  | 1  | 0  | 2  | 19 | 16                 |   |  |
| 25 | Austin Rivers    |                        | 21:54     | 3     | 10    | 0   | 3  | 0   | 0  | 0  | 1   | 1  | 2  | 1  | 1  | 1  | -1 | 5                  |   |  |
| 2  | Raymond Felton   |                        | 18:59     | 2     | 3     | 1   | 1  | 0   | 0  | 0  | 1   | 1  | 3  | 0  | 1  | 1  | -2 | 5                  |   |  |
| 33 | Wesley Johnson   |                        | 18:34     | 1     | 4     | 0   | 1  | 0   | 0  | 1  | 3   | 4  | 1  | 4  | 0  | 1  | 0  | 2                  | 2 |  |
| 5  | Maurice Spaight  |                        | 18:01     | 4     | 8     | 1   | 3  | 8   | 8  | 2  | 6   | 8  | 1  | 2  | 0  | 0  | 2  | 15                 |   |  |
| 9  | Alan Anderson    | DNP - Coach's Decision |           |       |       |     |    |     |    |    |     |    |    |    |    |    |    |                    |   |  |
| 30 | Brandon Bass     | DNP - Coach's Decision |           |       |       |     |    |     |    |    |     |    |    |    |    |    |    |                    |   |  |
| 34 | Paul Pierce      | DNP - Coach's Decision |           |       |       |     |    |     |    |    |     |    |    |    |    |    |    |                    |   |  |
|    |                  | 240:00                 | 47        | 91    | 9     | 23  | 13 | 14  | 7  | 34 | 41  | 24 | 19 | 8  | 8  | 8  | 24 | 116                |   |  |
|    |                  |                        | 51.8%     | 39.1% | 92.9% |     |    |     |    |    |     |    |    |    |    |    |    |                    |   |  |
|    |                  |                        | TM REB: 8 |       |       |     |    |     |    |    |     |    |    |    |    |    |    | TOT TO: 9 (10 PTS) |   |  |

HOME: SAN ANTONIO SPURS (5-2)

| NAME                    | POS | MIN    | FG    | FGA   | 3P    | 3PA | FT | FTA | OR | DR | TOT | A  | PF | ST | TO | BS | ±   | PTS |
|-------------------------|-----|--------|-------|-------|-------|-----|----|-----|----|----|-----|----|----|----|----|----|-----|-----|
| 2 Kawhi Leonard         | F   | 27:55  | 3     | 13    | 0     | 3   | 8  | 1   | 5  | 8  | 1   | 1  | 1  | 1  | 2  | 1  | -9  | 14  |
| 12 LaMarcus Aldridge    | F   | 25:10  | 7     | 13    | 3     | 3   | 2  | 2   | 1  | 5  | 8   | 0  | 2  | 0  | 1  | 1  | -22 | 19  |
| 18 Pau Gasol            | C   | 20:38  | 3     | 5     | 1     | 2   | 4  | 8   | 1  | 3  | 4   | 1  | 1  | 0  | 2  | 1  | -12 | 11  |
| 1 Kyle Anderson         | G   | 18:05  | 0     | 0     | 0     | 0   | 0  | 0   | 0  | 2  | 2   | 2  | 2  | 1  | 0  | 0  | 3   | 0   |
| 8 Patty Mills           | G   | 25:10  | 1     | 7     | 0     | 3   | 2  | 2   | 1  | 2  | 3   | 5  | 3  | 0  | 2  | 0  | -25 | 4   |
| 20 Mann Gribbill        |     | 12:53  | 2     | 8     | 1     | 3   | 2  | 2   | 0  | 4  | 4   | 1  | 1  | 0  | 1  | 0  | -18 | 7   |
| 17 Jonathan Simmons     |     | 18:32  | 3     | 8     | 0     | 1   | 0  | 1   | 3  | 4  | 2   | 0  | 2  | 2  | 2  | 0  | 1   | 6   |
| 10 David Lee            |     | 14:15  | 1     | 4     | 0     | 0   | 3  | 4   | 1  | 3  | 4   | 1  | 1  | 0  | 0  | 0  | 2   | 5   |
| 3 Dewayne Dedmon        |     | 18:37  | 2     | 4     | 0     | 0   | 0  | 0   | 0  | 3  | 3   | 0  | 4  | 1  | 1  | 1  | -17 | 4   |
| 27 Nicolas Laprovittola |     | 21:56  | 4     | 5     | 3     | 4   | 0  | 0   | 1  | 1  | 2   | 5  | 1  | 0  | 2  | 0  | -7  | 11  |
| 42 Davis Bertans        |     | 18:15  | 0     | 3     | 0     | 2   | 0  | 0   | 1  | 1  | 0   | 1  | 0  | 1  | 1  | 1  | -5  | 0   |
| 11 Bryn Forbes          |     | 13:22  | 2     | 4     | 0     | 2   | 1  | 1   | 0  | 1  | 1   | 1  | 1  | 0  | 0  | 0  | -8  | 5   |
| 5 DeJuaney Murrey       |     | 9:02   | 2     | 4     | 2     | 2   | 0  | 0   | 0  | 0  | 0   | 0  | 1  | 0  | 1  | 0  | -5  | 6   |
|                         |     | 240:00 | 30    | 74    | 10    | 25  | 22 | 25  | 7  | 33 | 40  | 19 | 18 | 5  | 15 | 5  | -24 | 92  |
|                         |     |        | 40.5% | 40.0% | 88.0% |     |    |     |    |    |     |    |    |    |    |    |     |     |

SCORE BY PERIOD

CLIPPERS

SPURS

Injuries: Clippers - Johnson, Stone, Spurs - Green, Parker

Points in the Paint: Clippers 46 (24/22), SPURS 22 (11/24)

2nd Chance Points: Clippers 10 (5/5), SPURS 11 (6/7)

Fast Break Points: Clippers 16 (8/8), SPURS 13 (8/14)

Technical Fouls - Individual

Clippers (1): Rivers 1:18 4th

SPURS (1): Popovich 1:10 1st

Flagged Lead: Clippers 28, SPURS 8

Lead Changes: 1

Times Tied: 0

Copyright (c) 2016 NBA Properties, INC. All Rights Reserved

## NATIONAL BASKETBALL ASSOCIATION

## OFFICIAL SCORER'S REPORT

Thursday, December 22, 2016 STAPLES Center, Los Angeles, CA  
 Officials: #22 Bill Spooner, #34 Kevin Cutler, #45 Brian Forte

Game Duration: 2:27  
 Attendance: 19,080 (Sellout)

VISITOR: San Antonio Spurs (23-6)

|    | POS               | MIN                    | FG      | FGA | 3P    | 3PA | FT    | FTA | OR | DR | TOT | A  | PF | ST | TO | BS | ±  | PTS                 |    |  |
|----|-------------------|------------------------|---------|-----|-------|-----|-------|-----|----|----|-----|----|----|----|----|----|----|---------------------|----|--|
| 2  | Kawhi Leonard     | F                      | 34:04   | 8   | 19    | 1   | 3     | 10  | 11 | 4  | 5   | 9  | 5  | 2  | 1  | 4  | 2  | -5                  | 27 |  |
| 12 | LaMarcus Aldridge | F                      | 22:52   | 5   | 13    | 0   | 1     | 0   | 0  | 2  | 2   | 4  | 1  | 4  | 0  | 1  | -9 | 10                  |    |  |
| 18 | Pau Gasol         | C                      | 31:48   | 6   | 12    | 1   | 2     | 8   | 5  | 4  | 9   | 2  | 3  | 0  | 2  | 2  | 1  | 21                  |    |  |
| 14 | Danny Green       | G                      | 30:12   | 4   | 8     | 2   | 5     | 0   | 0  | 1  | 4   | 5  | 1  | 1  | 1  | 1  | 0  | 10                  |    |  |
| 9  | Tony Parker       | G                      | 27:50   | 1   | 8     | 0   | 2     | 0   | 0  | 0  | 2   | 2  | 3  | 0  | 0  | 0  | -6 | 2                   |    |  |
| 8  | Patty Mills       |                        | 17:27   | 1   | 5     | 1   | 3     | 0   | 0  | 0  | 2   | 2  | 1  | 3  | 0  | 0  | 0  | 2                   | 3  |  |
| 10 | David Lee         |                        | 16:06   | 3   | 3     | 0   | 0     | 0   | 0  | 2  | 3   | 5  | 2  | 2  | 0  | 0  | -4 | 6                   |    |  |
| 17 | Jonathan Simmons  |                        | 22:18   | 2   | 10    | 1   | 2     | 1   | 2  | 1  | 3   | 4  | 1  | 5  | 0  | 3  | 1  | -3                  | 6  |  |
| 3  | Dewayne Dedmon    |                        | 15:05   | 1   | 3     | 0   | 0     | 2   | 2  | 1  | 5   | 8  | 2  | 0  | 0  | 0  | 0  | -3                  | 4  |  |
| 1  | Kyle Anderson     |                        | 12:48   | 4   | 5     | 0   | 0     | 0   | 0  | 1  | 6   | 7  | 1  | 2  | 5  | 1  | -1 | 8                   |    |  |
| 5  | DeJuaney Murrey   |                        | 8:01    | 2   | 5     | 0   | 0     | 0   | 2  | 1  | 1   | 2  | 0  | 1  | 1  | 0  | 0  | 1                   | 4  |  |
| 11 | Bryn Forbes       |                        | 1:29    | 0   | 1     | 0   | 1     | 0   | 0  | 0  | 0   | 0  | 0  | 0  | 0  | 0  | 0  | 4                   | 0  |  |
| 42 | Davis Bertans     | DNP - Coach's Decision |         |     |       |     |       |     |    |    |     |    |    |    |    |    |    |                     |    |  |
|    |                   | 240:00                 | 37      | 92  | 6     | 19  | 21    | 25  | 15 | 37 | 55  | 19 | 23 | 8  | 12 | 7  | -5 | 101                 |    |  |
|    |                   |                        | 40.2%   |     | 31.6% |     | 84.0% |     |    |    |     |    |    |    |    |    |    |                     |    |  |
|    |                   |                        | TMRB: 4 |     |       |     |       |     |    |    |     |    |    |    |    |    |    | TOT TO: 15 (18 PTS) |    |  |

HOME: LA CLIPPERS (22-8)

|    | POS              | MIN                    | FG      | FGA   | 3P    | 3PA | FT | FTA | OR | DR | TOT | A  | PF | ST | TO | BS | ±  | PTS                |    |  |
|----|------------------|------------------------|---------|-------|-------|-----|----|-----|----|----|-----|----|----|----|----|----|----|--------------------|----|--|
| 12 | Luc Mbah a Moute | F                      | 15:11   | 3     | 5     | 1   | 1  | 0   | 0  | 0  | 1   | 1  | 0  | 2  | 0  | 0  | 1  | 0                  | 7  |  |
| 34 | Paul Pierce      | F                      | 10:22   | 0     | 3     | 0   | 2  | 0   | 0  | 0  | 0   | 0  | 1  | 0  | 0  | 0  | 0  | -1                 | 0  |  |
| 8  | DeAndre Jordan   | C                      | 25:58   | 4     | 6     | 0   | 0  | 3   | 4  | 2  | 7   | 9  | 2  | 2  | 0  | 2  | -1 | 11                 |    |  |
| 4  | J.J. Redick      | G                      | 20:49   | 3     | 7     | 3   | 4  | 2   | 2  | 0  | 0   | 0  | 0  | 1  | 2  | 0  | 0  | 12                 | 11 |  |
| 3  | Chris Paul       | G                      | 23:23   | 8     | 11    | 2   | 2  | 5   | 8  | 6  | 8   | 6  | 2  | 2  | 2  | 0  | 6  | 19                 |    |  |
| 33 | Wesley Johnson   |                        | 28:51   | 3     | 10    | 2   | 7  | 0   | 1  | 1  | 8   | 9  | 2  | 1  | 0  | 2  | 1  | 10                 | 8  |  |
| 30 | Brandon Bass     |                        | 12:43   | 2     | 4     | 0   | 0  | 0   | 0  | 1  | 3   | 4  | 0  | 1  | 0  | 0  | 0  | -1                 | 4  |  |
| 11 | Jamal Crawford   |                        | 27:35   | 5     | 9     | 1   | 3  | 0   | 0  | 0  | 1   | 1  | 0  | 4  | 2  | 4  | -5 | 11                 |    |  |
| 25 | Austin Rivers    |                        | 25:11   | 2     | 9     | 1   | 3  | 3   | 4  | 0  | 0   | 0  | 0  | 2  | 1  | 0  | 0  | -5                 | 8  |  |
| 5  | Maurice Spaight  |                        | 28:56   | 5     | 10    | 1   | 5  | 3   | 2  | 4  | 8   | 5  | 5  | 1  | 1  | 1  | 9  | 14                 |    |  |
| 2  | Raymond Felton   |                        | 23:01   | 8     | 9     | 0   | 1  | 1   | 2  | 0  | 4   | 4  | 3  | 1  | 0  | 1  | 0  | 1                  | 13 |  |
| 9  | Alan Anderson    | DNP - Coach's Decision |         |       |       |     |    |     |    |    |     |    |    |    |    |    |    |                    |    |  |
| 0  | Diamond Stone    | DNP - Coach's Decision |         |       |       |     |    |     |    |    |     |    |    |    |    |    |    |                    |    |  |
|    |                  | 240:00                 | 39      | 83    | 11    | 28  | 17 | 22  | 6  | 34 | 40  | 18 | 22 | 8  | 12 | 8  | 5  | 106                |    |  |
|    |                  |                        | 47.0%   | 39.3% | 77.3% |     |    |     |    |    |     |    |    |    |    |    |    |                    |    |  |
|    |                  |                        | TMRB: 9 |       |       |     |    |     |    |    |     |    |    |    |    |    |    | TOT TO: 12 (9 PTS) |    |  |

SCORE BY PERIOD

SPURS

CLIPPERS

Injuries: Spurs - Gribbill, Laprovittola, Clippers - Griffin, Johnson

Points in the Paint: Spurs 60 (28/44), CLIPPERS 42 (21/28)

2nd Chance Points: Spurs 28 (10/14), CLIPPERS 17 (10/17)

Fast Break Points: Spurs 16 (8/10), CLIPPERS 10 (5/7)

Technical Fouls - Individual

Clippers (1): Rivers 1:18 4th

SPURS (1): Popovich 1:10 1st

Flagged Lead: Spurs 6, CLIPPERS 14

Lead Changes: 1

Times Tied: 4

MEMO: Reversed the play for unbalanced act. Overturned a defensive foul to offensive.

Copyright (c) 2016 NBA Properties, INC. All Rights Reserved

## NATIONAL BASKETBALL ASSOCIATION

## OFFICIAL SCORER'S REPORT

Friday, February 24, 2017 STAPLES Center, Los Angeles, CA  
 Officials: #15 Zach Zarba, #32 Mervin Kogut, #45 Brian Forte

Game Duration: 2:24  
 Attendance: 19,080 (Sellout)

VISITOR: San Antonio Spurs (44-13)

|    | POS               | MIN                    | FG                   | FGA   | 3P | 3PA   | FT | FTA | OR | DR | TOT | A  | PF | ST | TO | BS | ±   | PTS |    |
|----|-------------------|------------------------|----------------------|-------|----|-------|----|-----|----|----|-----|----|----|----|----|----|-----|-----|----|
| 2  | Kawhi Leonard     | F                      | 30:51                | 7     | 18 | 0     | 4  | 7   | 10 | 1  | 2   | 3  | 8  | 5  | 1  | 3  | 0   | -2  | 21 |
| 12 | LaMarcus Aldridge | F                      | 34:25                | 5     | 15 | 1     | 1  | 4   | 4  | 2  | 9   | 11 | 1  | 5  | 1  | 2  | 1   | -1  | 15 |
| 3  | Dewayne Dedmon    | C                      | 23:57                | 2     | 3  | 0     | 0  | 0   | 2  | 10 | 12  | 3  | 2  | 1  | 2  | 4  | 8   | 4   |    |
| 14 | Danny Green       | G                      | 27:30                | 1     | 4  | 1     | 3  | 0   | 0  | 1  | 2   | 5  | 2  | 4  | 1  | 0  | -12 | 3   |    |
| 9  | Tony Parker       | G                      | 30:34                | 5     | 12 | 1     | 2  | 8   | 8  | 0  | 2   | 2  | 3  | 0  | 2  | 2  | 0   | 8   | 17 |
| 20 | Mann Gribbill     |                        | 22:18                | 2     | 5  | 1     | 4  | 1   | 1  | 2  | 0   | 2  | 4  | 1  | 3  | 0  | 0   | 24  | 6  |
| 8  | Patty Mills       |                        | 20:38                | 5     | 10 | 2     | 7  | 2   | 3  | 0  | 1   | 1  | 1  | 0  | 0  | 2  | 0   | 10  | 14 |
| 18 | Pau Gasol         |                        | 28:43                | 5     | 7  | 3     | 3  | 4   | 4  | 5  | 7   | 12 | 2  | 3  | 0  | 2  | 1   | 8   | 17 |
| 17 | Jonathan Simmons  |                        | 10:02                | 2     | 5  | 0     | 2  | 2   | 2  | 0  | 0   | 0  | 1  | 0  | 0  | 0  | 0   | -5  | 6  |
| 10 | David Lee         |                        | 10:55                | 1     | 5  | 0     | 0  | 0   | 0  | 2  | 3   | 5  | 0  | 1  | 0  | 1  | 3   | 2   |    |
| 5  | DeJuaney Murney   |                        | 0:17                 | 0     | 0  | 0     | 0  | 0   | 0  | 0  | 0   | 0  | 0  | 0  | 0  | 0  | 0   | 0   | 0  |
| 1  | Kyle Anderson     |                        | 1:50                 | 0     | 0  | 0     | 0  | 0   | 0  | 0  | 0   | 0  | 0  | 0  | 0  | 0  | 1   | 0   |    |
| 42 | Devine Biawona    | DNP - Coach's Decision |                      |       |    |       |    |     |    |    |     |    |    |    |    |    |     |     |    |
|    |                   | 240:00                 | 35                   | 82    | 9  | 28    | 28 | 30  | 15 | 36 | 51  | 23 | 21 | 9  | 13 | 7  | 8   | 105 |    |
|    |                   |                        | 42.7%                | 34.8% |    | 88.7% |    |     |    |    |     |    |    |    |    |    |     |     |    |
|    |                   |                        | TOT TOT: 15 (11 PTS) |       |    |       |    |     |    |    |     |    |    |    |    |    |     |     |    |

HOME: LA CLIPPERS (35-23)

| POS | MIN | FG | FGA | 3P | 3PA | FT | FTA | OR | DR | TOT | A |  |
|-----|-----|----|-----|----|-----|----|-----|----|----|-----|---|--|
|-----|-----|----|-----|----|-----|----|-----|----|----|-----|---|--|





|   |                               |
|---|-------------------------------|
| <b>2016-17 REGULAR SEASON SERIES:</b>   | Spurs 2, Grizzlies 2          |
| <b>ALL-TIME SERIES VS. GRIZZLIES:</b>   | 65-22 (36-7 home, 29-15 road) |
| <b>MOST RECENT PLAYOFF MEETING:</b>     | 2016 First Round, Won 4-0     |
| <b>ALL-TIME PLAYOFF SERIES VS. MEM:</b> | 14-4                          |

## GRIZZLIES PLAYOFF ROSTER

| NO. | PLAYER           | POS. | HT.  | WT. | DOB      | FROM                         | YRS. |
|-----|------------------|------|------|-----|----------|------------------------------|------|
| 0   | JaMychal Green   | F    | 6-9  | 227 | 06/21/90 | Alabama                      | 2    |
| 1   | Jarell Martin    | F    | 6-10 | 239 | 05/24/91 | LSU                          | 1    |
| 4   | Wade Baldwin IV  | G    | 6-4  | 202 | 03/29/96 | Vanderbilt                   | R    |
| 5   | Andrew Harrison  | G    | 6-6  | 213 | 10/28/94 | Kentucky                     | R    |
| 7   | Wayne Selden Jr. | G/F  | 6-5  | 230 | 09/30/94 | Kansas                       | R    |
| 8   | James Ennis III  | F    | 6-7  | 210 | 07/01/90 | California State, Long Beach | 2    |
| 9   | Tony Allen       | G/F  | 6-4  | 213 | 01/11/82 | Oklahoma State               | 12   |
| 11  | Mike Conley      | G    | 6-1  | 175 | 10/11/87 | Ohio State                   | 9    |
| 15  | Vince Carter     | G/F  | 6-6  | 220 | 01/26/77 | North Carolina               | 18   |
| 23  | Deyonta Davis    | C    | 6-11 | 237 | 12/02/96 | Michigan State               | R    |
| 25  | Chandler Parsons | F    | 6-10 | 230 | 10/25/88 | Florida                      | 5    |
| 30  | Troy Daniels     | G    | 6-4  | 205 | 07/15/91 | VCU                          | 3    |
| 33  | Marc Gasol       | C    | 7-1  | 255 | 01/29/85 | Spain                        | 8    |
| 34  | Brandan Wright   | F/C  | 6-10 | 210 | 10/05/85 | North Carolina               | 8    |
| 50  | Zach Randolph    | F    | 6-9  | 260 | 07/16/81 | Michigan State               | 16   |



**HEAD COACH**  
David Fizdale  
(San Diego)

### ASSISTANT COACHES

J.B. Bickerstaff (Minnesota)  
Keith Smart (Indiana)  
Bob Bender (Duke)  
Nick Van Exel (Cincinnati)  
Adam Mazarei (Redlands)

### ATHLETIC TRAINER

Jim Scholler (Michigan)





|           | -FIELD GOALS- |    |     |     |     |      | -3-POINT FG-- |     |      | -FREE THROWS- |     |       | --REBOUNDS-- |     |     |     |    |    |     |    |     |     |      |
|-----------|---------------|----|-----|-----|-----|------|---------------|-----|------|---------------|-----|-------|--------------|-----|-----|-----|----|----|-----|----|-----|-----|------|
| PLAYER    | G             | GS | MIN | FG  | FGA | PCT  | FG            | FGA | PCT  | FT            | FTA | PCT   | OFF          | DEF | TOT | AST | PF | DQ | STL | TO | BLK | PTS | AVG  |
| Leonard   | 3             | 3  | 114 | 23  | 54  | .426 | 8             | 19  | .421 | 19            | 24  | .792  | 4            | 22  | 26  | 11  | 9  | 0  | 3   | 7  | 2   | 73  | 24.3 |
| Aldridge  | 4             | 4  | 144 | 29  | 65  | .446 | 2             | 5   | .400 | 12            | 16  | .750  | 7            | 25  | 32  | 6   | 12 | 0  | 1   | 6  | 9   | 72  | 18.0 |
| Gasol     | 3             | 0  | 82  | 12  | 21  | .571 | 3             | 5   | .600 | 2             | 2   | 1.000 | 7            | 17  | 24  | 2   | 6  | 0  | 1   | 4  | 3   | 29  | 9.7  |
| Parker    | 4             | 4  | 114 | 14  | 35  | .400 | 2             | 6   | .333 | 5             | 8   | .625  | 0            | 6   | 6   | 18  | 5  | 0  | 3   | 6  | 0   | 35  | 8.8  |
| Mills     | 4             | 0  | 85  | 10  | 27  | .370 | 7             | 18  | .389 | 4             | 4   | 1.000 | 1            | 6   | 7   | 11  | 3  | 0  | 4   | 5  | 1   | 31  | 7.8  |
| Green     | 3             | 3  | 80  | 6   | 17  | .353 | 2             | 10  | .200 | 6             | 7   | .857  | 3            | 10  | 13  | 5   | 4  | 0  | 1   | 5  | 2   | 20  | 6.7  |
| Simmons   | 4             | 2  | 82  | 10  | 24  | .417 | 2             | 7   | .286 | 4             | 6   | .667  | 2            | 5   | 7   | 10  | 10 | 0  | 4   | 4  | 0   | 26  | 6.5  |
| Ginobili  | 4             | 0  | 58  | 8   | 23  | .348 | 4             | 13  | .308 | 3             | 3   | 1.000 | 0            | 3   | 3   | 7   | 7  | 0  | 3   | 5  | 1   | 23  | 5.8  |
| Anderson  | 3             | 0  | 40  | 7   | 16  | .438 | 0             | 2   | .000 | 1             | 4   | .250  | 3            | 6   | 9   | 0   | 2  | 0  | 1   | 3  | 0   | 15  | 5.0  |
| Lee       | 4             | 0  | 67  | 9   | 13  | .692 | 0             | 0   | ---  | 2             | 5   | .400  | 5            | 9   | 14  | 2   | 9  | 0  | 2   | 3  | 1   | 20  | 5.0  |
| Dedmon    | 4             | 4  | 74  | 5   | 7   | .714 | 0             | 0   | ---  | 2             | 2   | 1.000 | 2            | 20  | 22  | 1   | 12 | 0  | 0   | 0  | 1   | 12  | 3.0  |
| Bertans   | 2             | 0  | 23  | 1   | 7   | .143 | 1             | 5   | .200 | 0             | 0   | ---   | 0            | 3   | 3   | 1   | 5  | 0  | 1   | 1  | 2   | 3   | 1.5  |
| Forbes    | 2             | 0  | 14  | 1   | 4   | .250 | 1             | 3   | .333 | 0             | 0   | ---   | 0            | 0   | 0   | 3   | 0  | 0  | 0   | 0  | 0   | 3   | 1.5  |
| Anthony   | 1             | 0  | 3   | 0   | 0   | ---  | 0             | 0   | ---  | 0             | 0   | ---   | 0            | 1   | 1   | 0   | 0  | 0  | 0   | 0  | 0   | 0   | 0.0  |
| Murray    | 1             | 0  | 3   | 0   | 1   | .000 | 0             | 1   | .000 | 0             | 0   | ---   | 0            | 0   | 0   | 0   | 0  | 0  | 0   | 3  | 0   | 0   | 0.0  |
| SPURS     | 4             | -  | 985 | 135 | 314 | .430 | 32            | 94  | .340 | 60            | 81  | .741  | 34           | 133 | 167 | 77  | 84 | 0  | 24  | 53 | 22  | 362 | 90.5 |
| GRIZZLIES | 4             | -  | 985 | 133 | 324 | .410 | 35            | 103 | .340 | 71            | 89  | .798  | 44           | 133 | 177 | 82  | 73 | 0  | 28  | 52 | 20  | 372 | 93.0 |



| PLAYER    | -- SINGLE-GAME HIGHS -- |     |     |    |    |    |     | ----- AVERAGE PER GAME ----- |      |      |      |      |      |      | ----- CAREER HIGHS (C=SET, T=TIED THIS SEASON) ----- |     |    |     |     |     |     |  |  |  |
|-----------|-------------------------|-----|-----|----|----|----|-----|------------------------------|------|------|------|------|------|------|--|-----|----|-----|-----|-----|-----|--|--|--|
|           | MIN                     | REB | AST | ST | TO | BL | PTS | MIN                          | REB  | AST  | STL  | TO   | BLK  | PTS  | FG   | FGA | FT | FTA | REB | AST | PTS |  |  |  |
| Leonard   | 40                      | 12  | 4   | 2  | 4  | 1  | 32  | 38.1                         | 8.7  | 3.7  | 1.00 | 2.3  | 0.67 | 24.3 | 12   | 24C | 8C | 9C  | 12C | 5   | 32C |  |  |  |
| Aldridge  | 41                      | 10  | 4   | 1  | 3  | 3  | 23  | 36.1                         | 8.0  | 1.5  | 0.25 | 1.5  | 2.25 | 18.0 | 12   | 23  | 9  | 11  | 16  | 6   | 32  |  |  |  |
| Gasol     | 31                      | 11  | 1   | 1  | 2  | 2  | 12  | 27.3                         | 8.0  | 0.7  | 0.33 | 1.3  | 1.00 | 9.7  | 9  | 18  | 8  | 9   | 15  | 8   | 24  |  |  |  |
| Parker    | 31                      | 2   | 7   | 2  | 3  | 0  | 13  | 28.6                         | 1.5  | 4.5  | 0.75 | 1.5  | 0.00 | 8.8  | 15   | 26  | 12 | 12  | 7   | 12  | 37  |  |  |  |
| Mills     | 25                      | 4   | 5   | 2  | 2  | 1  | 15  | 21.2                         | 1.8  | 2.8  | 1.00 | 1.3  | 0.25 | 7.8  | 7  | 10  | 4  | 5   | 6   | 5C  | 17  |  |  |  |
| Green     | 33                      | 8   | 2   | 1  | 3  | 2  | 12  | 26.6                         | 4.3  | 1.7  | 0.33 | 1.7  | 0.67 | 6.7  | 9  | 17  | 4C | 5   | 8C  | 5   | 25  |  |  |  |
| Simmons   | 27                      | 2   | 4   | 2  | 3  | 0  | 14  | 20.5                         | 1.8  | 2.5  | 1.00 | 1.0  | 0.00 | 6.5  | 4C   | 8C  | 4C | 4C  | 3   | 4C  | 14C |  |  |  |
| Ginobili  | 19                      | 2   | 3   | 2  | 3  | 1  | 12  | 14.5                         | 0.8  | 1.8  | 0.75 | 1.3  | 0.25 | 5.8  | 10   | 22  | 13 | 16  | 8   | 9   | 35  |  |  |  |
| Anderson  | 22                      | 5   | 0   | 1  | 2  | 0  | 9   | 13.4                         | 3.0  | 0.0  | 0.33 | 1.0  | 0.00 | 5.0  | 4T   | 8C  | 4  | 4T  | 6   | 7   | 13  |  |  |  |
| Lee       | 22                      | 6   | 1   | 1  | 2  | 1  | 14  | 16.7                         | 3.5  | 0.5  | 0.50 | 0.8  | 0.25 | 5.0  | 10   | 22  | 7  | 9   | 16  | 5   | 26  |  |  |  |
| Dedmon    | 27                      | 12  | 1   | 0  | 0  | 1  | 4   | 18.6                         | 5.5  | 0.3  | 0.00 | 0.0  | 0.25 | 3.0  | 4  | 5   | 2T | 6   | 12C | 1C  | 10  |  |  |  |
| Bertans   | 15                      | 2   | 1   | 1  | 1  | 1  | 3   | 11.5                         | 1.5  | 0.5  | 0.50 | 0.5  | 1.00 | 1.5  | 1C   | 5C  | 0C | 0C  | 2C  | 1C  | 3C  |  |  |  |
| Forbes    | 13                      | 0   | 3   | 0  | 0  | 0  | 3   | 7.2                          | 0.0  | 1.5  | 0.00 | 0.0  | 0.00 | 1.5  | 1C   | 3C  | 0C | 0C  | 0C  | 3C  | 3C  |  |  |  |
| Anthony   | 3                       | 1   | 0   | 0  | 0  | 0  | 0   | 3.1                          | 1.0  | 0.0  | 0.00 | 0.0  | 0.00 | 0.0  | 5  | 5   | 2  | 2   | 13  | 1   | 12  |  |  |  |
| Murray    | 3                       | 0   | 0   | 0  | 3  | 0  | 0   | 3.4                          | 0.0  | 0.0  | 0.00 | 3.0  | 0.00 | 0.0  | 0C   | 1C  | 0C | 0C  | 0C  | 0C  | 0C  |  |  |  |
| SPURS     | 265                     | 46  | 26  | 8  | 17 | 6  | 97  | 246.3                        | 41.8 | 19.3 | 6.00 | 13.3 | 5.50 | 90.5 | 47   | 105 | 31 | 40  | 60  | 37  | 124 |  |  |  |
| GRIZZLIES | 265                     | 50  | 26  | 9  | 15 | 11 | 104 | 246.3                        | 44.3 | 20.5 | 7.00 | 13.0 | 5.00 | 93.0 | 48   | 107 | 28 | 35  | 58  | 31  | 117 |  |  |  |



| PLAYER       | G | GS | MIN | -FIELD GOALS- |     |      | -3-POINT FG-- |     |      | -FREE THROWS- |     |       | --REBOUNDS-- |     |     | PF | DQ | STL | TO | BLK | PTS | AVG |      |
|--------------|---|----|-----|---------------|-----|------|---------------|-----|------|---------------|-----|-------|--------------|-----|-----|----|----|-----|----|-----|-----|-----|------|
|              |   |    |     | FG            | FGA | PCT  | FG            | FGA | PCT  | FT            | FTA | PCT   | OFF          | DEF | TOT |    |    |     |    |     |     |     | AST  |
| Conley       | 4 | 4  | 140 | 23            | 57  | .404 | 7             | 21  | .333 | 19            | 20  | .950  | 0            | 13  | 13  | 27 | 5  | 0   | 6  | 13  | 2   | 72  | 18.0 |
| Randolph     | 4 | 0  | 113 | 22            | 53  | .415 | 1             | 5   | .200 | 14            | 20  | .700  | 10           | 26  | 36  | 6  | 7  | 0   | 2  | 3   | 0   | 59  | 14.8 |
| Gasol        | 4 | 4  | 142 | 21            | 52  | .404 | 3             | 10  | .300 | 10            | 11  | .909  | 7            | 22  | 29  | 18 | 8  | 0   | 1  | 13  | 2   | 55  | 13.8 |
| Carter       | 4 | 3  | 106 | 12            | 32  | .375 | 8             | 23  | .348 | 2             | 3   | .667  | 2            | 12  | 14  | 8  | 9  | 0   | 3  | 6   | 4   | 34  | 8.5  |
| Allen        | 3 | 3  | 81  | 11            | 25  | .440 | 1             | 5   | .200 | 2             | 4   | .500  | 5            | 12  | 17  | 3  | 7  | 0   | 4  | 0   | 5   | 25  | 8.3  |
| Green        | 4 | 4  | 84  | 11            | 19  | .579 | 3             | 6   | .500 | 5             | 5   | 1.000 | 7            | 12  | 19  | 3  | 11 | 0   | 2  | 3   | 0   | 30  | 7.5  |
| Daniels      | 4 | 0  | 71  | 10            | 24  | .417 | 7             | 18  | .389 | 0             | 1   | .000  | 2            | 4   | 6   | 2  | 5  | 0   | 0  | 4   | 0   | 27  | 6.8  |
| Selden (TOT) | 2 | 0  | 25  | 3             | 8   | .375 | 1             | 4   | .250 | 5             | 8   | .625  | 0            | 0   | 0   | 1  | 0  | 0   | 2  | 2   | 1   | 12  | 6.0  |
| Selden (MEM) | 2 | 0  | 25  | 3             | 8   | .375 | 1             | 4   | .250 | 5             | 8   | .625  | 0            | 0   | 0   | 1  | 0  | 0   | 2  | 2   | 1   | 12  | 6.0  |
| Ennis        | 4 | 1  | 78  | 7             | 13  | .538 | 1             | 3   | .333 | 6             | 6   | 1.000 | 4            | 12  | 16  | 4  | 8  | 0   | 3  | 2   | 0   | 21  | 5.3  |
| Harrison     | 3 | 0  | 30  | 3             | 9   | .333 | 1             | 3   | .333 | 6             | 7   | .857  | 0            | 4   | 4   | 5  | 2  | 0   | 1  | 2   | 0   | 13  | 4.3  |
| Wright       | 4 | 0  | 54  | 8             | 12  | .667 | 0             | 0   | ---  | 1             | 2   | .500  | 5            | 5   | 10  | 0  | 5  | 0   | 1  | 0   | 6   | 17  | 4.3  |
| Douglas      | 1 | 0  | 17  | 1             | 4   | .250 | 1             | 3   | .333 | 0             | 0   | ---   | 0            | 1   | 1   | 1  | 2  | 0   | 2  | 0   | 0   | 3   | 3.0  |
| Parsons      | 1 | 1  | 23  | 1             | 10  | .100 | 1             | 2   | .500 | 0             | 0   | ---   | 0            | 5   | 5   | 0  | 0  | 0   | 1  | 1   | 0   | 3   | 3.0  |
| Baldwin      | 1 | 0  | 20  | 0             | 6   | .000 | 0             | 0   | ---  | 1             | 2   | .500  | 2            | 5   | 7   | 4  | 4  | 0   | 0  | 2   | 0   | 1   | 1.0  |
| Davis        | 1 | 0  | 1   | 0             | 0   | ---  | 0             | 0   | ---  | 0             | 0   | ---   | 0            | 0   | 0   | 0  | 0  | 0   | 0  | 0   | 0   | 0   | 0.0  |
| GRIZZLIES    | 4 | -  | 985 | 133           | 324 | .410 | 35            | 103 | .340 | 71            | 89  | .798  | 44           | 133 | 177 | 82 | 73 | 0   | 28 | 52  | 20  | 372 | 93.0 |
| SPURS        | 4 | -  | 985 | 135           | 314 | .430 | 32            | 94  | .340 | 60            | 81  | .741  | 34           | 133 | 167 | 77 | 84 | 0   | 24 | 53  | 22  | 362 | 90.5 |



|              | -- SINGLE-GAME HIGHS -- |     |     |    |    |    |     | ----- AVERAGE PER GAME ----- |      |      |      |      |      |      | ----- CAREER HIGHS (C=SET, T=TIED THIS SEASON) ----- |     |    |     |     |     |     |
|--------------|-------------------------|-----|-----|----|----|----|-----|------------------------------|------|------|------|------|------|------|--|-----|----|-----|-----|-----|-----|
| PLAYER       | MIN                     | REB | AST | ST | TO | BL | PTS | MIN                          | REB  | AST  | STL  | TO   | BLK  | PTS  | FG   | FGA | FT | FTA | REB | AST | PTS |
| Conley       | 36                      | 7   | 9   | 2  | 5  | 1  | 22  | 35.1                         | 3.3  | 6.8  | 1.50 | 3.3  | 0.50 | 18.0 | 12   | 23  | 10 | 10  | 8   | 12  | 30  |
| Randolph     | 35                      | 16  | 2   | 2  | 1  | 0  | 18  | 28.1                         | 9.0  | 1.5  | 0.50 | 0.8  | 0.00 | 14.8 | 11   | 26  | 10 | 13  | 21  | 5   | 29  |
| Gasol        | 39                      | 10  | 7   | 1  | 6  | 1  | 16  | 35.5                         | 7.3  | 4.5  | 0.25 | 3.3  | 0.50 | 13.8 | 10   | 20  | 10 | 11  | 13  | 7T  | 28  |
| Carter       | 30                      | 6   | 3   | 2  | 2  | 4  | 10  | 26.6                         | 3.5  | 2.0  | 0.75 | 1.5  | 1.00 | 8.5  | 15   | 29  | 11 | 11  | 9   | 8   | 43  |
| Allen        | 31                      | 7   | 2   | 2  | 0  | 2  | 9   | 26.9                         | 5.7  | 1.0  | 1.33 | 0.0  | 1.67 | 8.3  | 9  | 10T | 5  | 7   | 7T  | 4   | 23  |
| Green        | 25                      | 7   | 2   | 1  | 3  | 0  | 13  | 21.0                         | 4.8  | 0.8  | 0.50 | 0.8  | 0.00 | 7.5  | 10   | 18  | 3C | 3C  | 7C  | 3   | 20  |
| Daniels      | 30                      | 6   | 2   | 0  | 2  | 0  | 11  | 17.8                         | 1.5  | 0.5  | 0.00 | 1.0  | 0.00 | 6.8  | 4C   | 9C  | 0T | 1C  | 6C  | 2T  | 11C |
| Selden (TOT) | 24                      | 0   | 1   | 2  | 2  | 1  | 10  | 12.5                         | 0.0  | 0.5  | 1.00 | 1.0  | 0.50 | 6.0  | 3C   | 8C  | 3C | 6C  | 0C  | 1C  | 10C |
| Selden (MEM) | 24                      | 0   | 1   | 2  | 2  | 1  | 10  | 12.5                         | 0.0  | 0.5  | 1.00 | 1.0  | 0.50 | 6.0  |  |     |    |     |     |     |     |
| Ennis        | 26                      | 5   | 2   | 2  | 1  | 0  | 8   | 19.6                         | 4.0  | 1.0  | 0.75 | 0.5  | 0.00 | 5.3  | 4  | 9   | 3  | 4   | 8   | 4   | 13  |
| Harrison     | 16                      | 3   | 3   | 1  | 1  | 0  | 8   | 10.1                         | 1.3  | 1.7  | 0.33 | 0.7  | 0.00 | 4.3  | 3C   | 7C  | 5C | 5C  | 3C  | 3C  | 8C  |
| Wright       | 27                      | 4   | 0   | 1  | 0  | 3  | 9   | 13.5                         | 2.5  | 0.0  | 0.25 | 0.0  | 1.50 | 4.3  | 6  | 9   | 4  | 6   | 9   | 2   | 13  |
| Douglas      | 17                      | 1   | 1   | 2  | 0  | 0  | 3   | 16.9                         | 1.0  | 1.0  | 2.00 | 0.0  | 0.00 | 3.0  | 8  | 14  | 2  | 3   | 4   | 7   | 21  |
| Parsons      | 23                      | 5   | 0   | 1  | 1  | 0  | 3   | 22.8                         | 5.0  | 0.0  | 1.00 | 1.0  | 0.00 | 3.0  | 11   | 21  | 5  | 7   | 11  | 6   | 25  |
| Baldwin      | 20                      | 7   | 4   | 0  | 2  | 0  | 1   | 19.6                         | 7.0  | 4.0  | 0.00 | 2.0  | 0.00 | 1.0  | 0C   | 6C  | 1C | 2C  | 7C  | 4C  | 1C  |
| Davis        | 1                       | 0   | 0   | 0  | 0  | 0  | 0   | 1.2                          | 0.0  | 0.0  | 0.00 | 0.0  | 0.00 | 0.0  | 0C   | 0C  | 0C | 0C  | 0C  | 0C  | 0C  |
| GRIZZLIES    | 265                     | 50  | 26  | 9  | 15 | 11 | 104 | 246.3                        | 44.3 | 20.5 | 7.00 | 13.0 | 5.00 | 93.0 | 48   | 107 | 28 | 35  | 58  | 31  | 117 |
| SPURS        | 265                     | 46  | 26  | 8  | 17 | 6  | 97  | 246.3                        | 41.8 | 19.3 | 6.00 | 13.3 | 5.50 | 90.5 | 47   | 105 | 31 | 40  | 60  | 37  | 124 |

# SEASON SERIES VS. GRIZZLIES

|  |    |    |    |    |    |  |      |      |    |    |    |   |    |    |    |    |  |
|--|----|----|----|----|----|--|------|------|----|----|----|---|----|----|----|----|--|
| <div>SPURS (39-12) – 74</div> <div>GRIZZLIES (32-22) – 89</div> <div>FedExForum<br/>Memphis, TN</div> <div>2/6/17<br/>Game #51<br/>Away Game #26</div> <div></div> |    |    |    |    |    | <div>MEMPHIS – Playing without starters Kawhi Leonard (quad contusion) and Pau Gasol (fracture, left fourth metacarpal), San Antonio fell to Memphis 74-89 on 2/6 at FedExForum in their first game of their 15th annual Rodeo Road Trip. The game was knotted at 40 apiece at the half, but the Grizzlies emerged from the third with a 4-point lead and were able to hold the Spurs to a season-low 9 points in the fourth to expand their lead and close out the game. LaMarcus Aldridge tallied his team-leading tenth double-double of the season with 13 points and 10 rebounds while David Lee led the visitor's scoring efforts by coming off the bench and producing 14 points off of perfect 6-for-6 shooting from the field. In the win, the home team was led by Marc Gasol and Zach Randolph as Gasol posted 15 points and 8 rebounds and Randolph recorded 15 points and 6 rebounds. Memphis leads the series 1-0 and these two teams will face off again on March 18 at FedExForum.</div> |      |      |    |    |    |   |    |    |    |    |  |
| <div>SPURS</div> <div>Lee – 14<br/>Dedmon – 12<br/>Ginobili, Mills – 3</div>   |    |    |    |    |    | <div>STATS</div> <div>High Points<br/>High Rebounds<br/>High Assists</div>   |      |      |    |    |    | <div>GRIZZLIES</div> <div>Gasol, Randolph – 15<br/>Gasol – 8<br/>Conley – 9</div> |    |    |    |    |  |
| <div>BOX SCORE</div>   |    |    |    |    |    |  |      |      |    |    |    |   |    |    |    |    |  |
| Team   | 1  | 2  | 3  | 4  | F  | FG%  | 3FG% | FT%  | OR | DR | TR | AS  | PF | ST | TO | BS |  |
| SPURS  | 14 | 26 | 25 | 9  | 74 | 36.6   | 21.1 | 55.6 | 11 | 33 | 44 | 11  | 20 | 8  | 17 | 6  |  |
| GRIZZLIES  | 17 | 23 | 29 | 20 | 86 | 39.5   | 21.1 | 84.0 | 15 | 35 | 50 | 18  | 17 | 8  | 13 | 11 |  |

|  |    |    |    |    |     |   |      |      |    |    |    |   |    |    |    |    |  |
|--|----|----|----|----|-----|---|------|------|----|----|----|---|----|----|----|----|--|
| <div>SPURS (52-16) – 96</div> <div>GRIZZLIES (40-30) – 104</div> <div>FedExForum<br/>Memphis, TN</div> <div>3/18/17<br/>Game #68<br/>Away Game #36</div> <div></div> |    |    |    |    |     | <div>MEMPHIS – San Antonio was edged out by Memphis 96-104 on 3/18 at FedExForum. The Silver and Black led by as much as 4 points in the first quarter, but the Grizzlies regained the lead early to be up 29-18 by the end of the first and were able to stay on top to finish out the game. For the Spurs, Kawhi Leonard and LaMarcus Aldridge each tallied over 20 points as Leonard notched 22 points (6-15 FG, 2-6 3 FG, 8-9 FT), 7 rebounds and 3 assists while Aldridge accumulated 21 points (9-18 FG, 3-3 FT), 9 boards and 4 assists. Jonathon Simmons was the only other Spur in double figures as he produced 14 points (4-6 FG, 2-3 3FG, 4-4 FT) and 3 assists off the bench. San Antonio was nearly perfect from the charity stripe as they went a season-best 21-22 (.955). Mike Conley led the home team with his 19 points (5-12 FG, 3-6 3FG, 6-7 FT), 7 rebounds, 6 assists and 2 steals while Marc Gasol tallied 16 points (6-14 FG, 1-3 3FG, 3-3 FT), 7 assists and 5 rebounds. Memphis leads the series 2-0 and they will play again on March 23 at the AT&amp;T Center.</div> |      |      |    |    |    |   |    |    |    |    |  |
| <div>SPURS</div> <div>Leonard – 22<br/>Aldridge, Gasol – 9<br/>Aldridge – 4</div>  |    |    |    |    |     | <div>STATS</div> <div>High Points<br/>High Rebounds<br/>High Assists</div>  |      |      |    |    |    | <div>GRIZZLIES</div> <div>Conley – 19<br/>Allen, Conley, Randolph – 7<br/>Gasol – 7</div> |    |    |    |    |  |
| <div>BOX SCORE</div>   |    |    |    |    |     |   |      |      |    |    |    |   |    |    |    |    |  |
| Team   | 1  | 2  | 3  | 4  | F   | FG%   | 3FG% | FT%  | OR | DR | TR | AS  | PF | ST | TO | BS |  |
| SPURS  | 18 | 25 | 30 | 23 | 96  | 44.0  | 32.1 | 95.5 | 9  | 33 | 42 | 18  | 25 | 2  | 15 | 5  |  |
| GRIZZLIES  | 29 | 15 | 31 | 29 | 104 | 42.1  | 43.3 | 87.1 | 7  | 28 | 35 | 20  | 18 | 7  | 10 | 3  |  |

|  |    |    |    |    |    |  |      |      |    |    |    |   |    |    |    |    |  |
|--|----|----|----|----|----|--|------|------|----|----|----|---|----|----|----|----|--|
| <div>SPURS (55-16) – 97</div> <div>GRIZZLIES (40-32) – 90</div> <div>AT&amp;T Center<br/>San Antonio, TX</div> <div>3/23/17<br/>Game #71<br/>Home Game #34</div> <div></div> |    |    |    |    |    | <div>SAN ANTONIO – The Spurs defeated the Grizzlies 97-90 on 3/23 at the AT&amp;T Center. The Silver and Black gained control early as Memphis never held a lead after the first minute and a half of play. LaMarcus Aldridge led the team in scoring for the second consecutive night as he produced a game-high 23 points (10-16 FG, 1-2 3FG, 2-2 FT), a team-leading 8 rebounds and a game-best 3 blocked shots. With his final shot of the night, Aldridge recorded his 15,000th career point, making him just 1 of 7 NBA players to make the mark since he was drafted in 2006. Kawhi Leonard logged 19 points (7-15 FG, 4-7 FT), 7 rebounds, 4 assists while Patty Mills came off the bench to tally 15 points (5-8 FG, 3-6 3FG, 2-2 FT), 5 assists, a steal and a block. The Spurs also limited their turnovers to a season-low 6. For the visiting Grizzlies, Marc Gasol grabbed a double-double of 13 points (6-15 FG, 1-2 3FG) and 10 rebounds along with 3 assists and a block while Mike Conley produced 22 points (7-18 FG, 7-7 FT). The Spurs are 1-2 on the series and will play again on April 4 at the AT&amp;T Center.</div> |      |      |    |    |    |   |    |    |    |    |  |
| <div>SPURS</div> <div>Aldridge – 23<br/>Aldridge – 8<br/>Parker – 7</div>  |    |    |    |    |    | <div>STATS</div> <div>High Points<br/>High Rebounds<br/>High Assists</div>   |      |      |    |    |    | <div>GRIZZLIES</div> <div>Conley – 22<br/>Gasol – 10<br/>Conley – 6</div> |    |    |    |    |  |
| <div>BOX SCORE</div>   |    |    |    |    |    |  |      |      |    |    |    |   |    |    |    |    |  |
| Team   | 1  | 2  | 3  | 4  | F  | FG%  | 3FG% | FT%  | OR | DR | TR | AS  | PF | ST | TO | BS |  |
| SPURS  | 27 | 24 | 23 | 23 | 97 | 48.1   | 30.8 | 65.2 | 6  | 29 | 35 | 26  | 19 | 6  | 6  | 5  |  |
| GRIZZLIES  | 22 | 20 | 27 | 21 | 90 | 43.6   | 34.5 | 80.0 | 10 | 32 | 42 | 18  | 18 | 4  | 14 | 4  |  |

|   |    |    |    |    |    |  |      |      |      |    |    |   |    |    |    |    |    |
|---|----|----|----|----|----|--|------|------|------|----|----|---|----|----|----|----|----|
| <div>SPURS (60-17) – 95</div> <div>GRIZZLIES (42-36) – 89</div> <div>AT&amp;T Center<br/>San Antonio, TX</div> <div>4/4/17<br/>Game #77<br/>Home Game #39</div> <div></div> |    |    |    |    |    | <div>SAN ANTONIO – In their 21st victory from being down at half and fifth overtime game of the season, the Silver and Black edged out the Grizzlies 95-89 on 4/4 at the AT&amp;T Center. In the final two minutes of regulation, the teams battled through multiple lead changes until a LaMarcus Aldridge alley-oop layup off an inbound pass from Pau Gasol sent the game into overtime, where the Spurs would pull away for the win. Kawhi Leonard recorded his 26th 30-plus point game of the season with his 32 points (10-24 FG, 5-8 3FG, 7-8 FT), 12 rebounds, 4 assists, 2 steals and a block while Pau Gasol produced a double-double off the bench with his 12 points (5-6 FG, 2-2 3FG) and 11 rebounds. San Antonio shot 52.4% from three-point range and held Memphis to 39.3% from the floor. For the visitors, Zach Randolph tallied a double-double of 18 points (7-21 FG, 4-6 FT) and a game-best 16 rebounds along with 2 assists and 2 steals. San Antonio spit the series with Memphis by going 2-2 on the season.</div> |      |      |      |    |    |   |    |    |    |    |    |
| <div>SPURS</div> <div>Leonard – 32<br/>Leonard – 12<br/>Parker – 7</div>  |    |    |    |    |    | <div>STATS</div> <div>High Points<br/>High Rebounds<br/>High Assists</div>   |      |      |      |    |    | <div>GRIZZLIES</div> <div>Conley – 19<br/>Randolph – 16<br/>Gasol – 7</div> |    |    |    |    |    |
| <div>BOX SCORE</div>  |    |    |    |    |    |  |      |      |      |    |    |   |    |    |    |    |    |
| Team  | 1  | 2  | 3  | 4  | OT | F  | FG%  | 3FG% | FT%  | OR | DR | TR  | AS | PF | ST | TO | BS |
| SPURS   | 14 | 19 | 27 | 24 | 11 | 95   | 43.8 | 52.4 | 77.8 | 8  | 38 | 46  | 22 | 20 | 8  | 15 | 6  |
| GRIZZLIES   | 16 | 19 | 16 | 33 | 5  | 89   | 39.3 | 32.0 | 61.1 | 12 | 38 | 50  | 26 | 20 | 9  | 15 | 2  |

## NATIONAL BASKETBALL ASSOCIATION

## OFFICIAL SCORER'S REPORT

Monday, February 06, 2017 FedExForum, Memphis, TN  
 Official: #28 Kevin Scott, #30 John Gable, #36 Brent Barnely

Game Duration: 2:20  
 Attendance: 16,708

VISITOR: San Antonio Spurs (39-12)

|                      | POS                   | MIN    | FG    | FGA | 3P    | 3PA   | FT | FTA | OR | DR | TOT | A  | PF | ST | TO | BS | ±   | PTS |
|----------------------|-----------------------|--------|-------|-----|-------|-------|----|-----|----|----|-----|----|----|----|----|----|-----|-----|
| 17 Jonathan Simmons  | F                     | 24:22  | 2     | 8   | 0     | 2     | 0  | 0   | 0  | 2  | 2   | 0  | 3  | 2  | 1  | 0  | -14 | 4   |
| 12 LaMarcus Aldridge | F                     | 33:54  | 4     | 19  | 0     | 1     | 5  | 7   | 5  | 5  | 10  | 1  | 5  | 0  | 9  | 2  | -24 | 13  |
| 3 DeWayne Dedmon     | C                     | 27:04  | 1     | 3   | 0     | 0     | 0  | 0   | 1  | 11 | 12  | 0  | 3  | 0  | 0  | 0  | -8  | 2   |
| 14 Danny Green       | G                     | 32:49  | 5     | 12  | 2     | 6     | 0  | 0   | 2  | 6  | 8   | 2  | 1  | 0  | 3  | 2  | -19 | 12  |
| 9 Tony Parker        | G                     | 29:20  | 3     | 7   | 0     | 0     | 2  | 2   | 0  | 2  | 2   | 2  | 1  | 1  | 2  | 0  | -17 | 6   |
| 20 Manu Ginobili     | F                     | 17:10  | 5     | 9   | 2     | 5     | 0  | 0   | 0  | 0  | 0   | 3  | 1  | 1  | 1  | 0  | -7  | 12  |
| 8 Patty Mills        | F                     | 15:10  | 0     | 4   | 0     | 1     | 0  | 0   | 0  | 0  | 0   | 3  | 1  | 1  | 2  | 0  | 4   | 0   |
| 10 David Lee         | F                     | 16:48  | 8     | 8   | 0     | 0     | 2  | 5   | 1  | 2  | 3   | 0  | 3  | 1  | 0  | 1  | 2   | 14  |
| 42 Davis Bertane     | F                     | 15:10  | 0     | 5   | 0     | 3     | 0  | 0   | 0  | 1  | 1   | 0  | 2  | 1  | 0  | 1  | 0   | 0   |
| 1 Kyle Anderson      | F                     | 21:39  | 4     | 8   | 0     | 0     | 1  | 4   | 2  | 3  | 5   | 0  | 0  | 0  | 1  | 1  | 0   | -9  |
| 5 DeJuaney Murray    | F                     | 3:24   | 0     | 1   | 0     | 1     | 0  | 0   | 0  | 0  | 0   | 0  | 0  | 0  | 3  | 0  | -2  | 0   |
| 30 Joel Anthony      | F                     | 3:04   | 0     | 0   | 0     | 0     | 0  | 0   | 0  | 0  | 1   | 1  | 0  | 0  | 0  | 0  | 0   | 0   |
| 2 Kawhi Leonard      | DND - Guard Contusion |        |       |     |       |       |    |     |    |    |     |    |    |    |    |    |     |     |
|                      |                       | 240:00 | 30    | 82  | 4     | 19    | 10 | 18  | 11 | 33 | 44  | 11 | 20 | 8  | 18 | 8  | -15 | 74  |
|                      |                       |        | 38.8% |     | 21.1% | 55.8% |    |     |    |    |     |    |    |    |    |    |     |     |
|                      |                       |        |       |     |       |       |    |     |    |    |     |    |    |    |    |    |     |     |

HOME: MEMPHIS GRIZZLIES (32-22)

|                     | POS | MIN    | FG | FGA | 3P | 3PA | FT | FTA | OR | DR | TOT | A  | PF | ST | TO | BS | ±  | PTS |
|---------------------|-----|--------|----|-----|----|-----|----|-----|----|----|-----|----|----|----|----|----|----|-----|
| 25 Chandler Parsons | F   | 22:48  | 1  | 10  | 1  | 2   | 0  | 0   | 5  | 5  | 0   | 0  | 1  | 1  | 0  | 11 | 3  |     |
| 0 JaMychal Green    | F   | 24:54  | 3  | 5   | 0  | 1   | 2  | 2   | 3  | 4  | 7   | 2  | 3  | 1  | 3  | 0  | 7  | 8   |
| 33 Marc Gasol       | C   | 33:30  | 4  | 12  | 0  | 2   | 7  | 8   | 2  | 8  | 8   | 1  | 3  | 0  | 3  | 1  | 14 | 15  |
| 9 Tony Allen        | G   | 21:18  | 4  | 8   | 0  | 0   | 1  | 2   | 1  | 5  | 8   | 1  | 0  | 2  | 0  | 2  | 12 | 9   |
| 11 Mike Conley      | G   | 35:29  | 3  | 10  | 1  | 2   | 5  | 5   | 0  | 2  | 2   | 9  | 0  | 2  | 2  | 1  | 23 | 12  |
| 15 Vince Carter     | F   | 24:03  | 3  | 9   | 1  | 5   | 0  | 1   | 1  | 5  | 8   | 2  | 2  | 0  | 2  | 4  | -2 | 7   |
| 50 Zach Randolph    | F   | 23:24  | 8  | 13  | 0  | 0   | 3  | 3   | 3  | 3  | 8   | 0  | 3  | 0  | 1  | 0  | -2 | 15  |
| 8 James Ennis III   | F   | 19:28  | 3  | 5   | 0  | 1   | 2  | 2   | 3  | 2  | 5   | 2  | 1  | 0  | 1  | 0  | 4  | 8   |
| 18 Tony Douglas     | F   | 18:54  | 1  | 4   | 1  | 3   | 0  | 0   | 0  | 1  | 1   | 1  | 2  | 2  | 0  | 0  | -3 | 3   |
| 34 Brendan Wright   | F   | 14:12  | 4  | 4   | 0  | 0   | 1  | 2   | 2  | 1  | 3   | 0  | 3  | 0  | 0  | 3  | 11 | 9   |
| 5 Andrew Harrison   | F   | 2:01   | 0  | 0   | 0  | 0   | 0  | 0   | 0  | 0  | 1   | 0  | 0  | 0  | 0  | 0  | 0  | 0   |
| 30 Troy Daniels     | F   | 2:01   | 0  | 3   | 0  | 3   | 0  | 0   | 0  | 0  | 0   | 0  | 0  | 0  | 0  | 0  | 0  | 0   |
|                     |     | 240:00 | 32 | 81  | 4  | 19  | 21 | 25  | 15 | 35 | 50  | 18 | 17 | 8  | 13 | 11 | 15 | 89  |

## SCORE BY PERIOD

Spurs

GRIZZLIES

Injuries: Spurs - Forbes, Gasol, Grizzlies - Baldwin IV, Davis, Martin  
 Points in the Paint: Spurs 32 (16/8), GRIZZLIES 48 (23/49)  
 2nd Chance Points: Spurs 4 (0/0), GRIZZLIES 14 (6/12)  
 Fast Break Points: Spurs 13 (0/0), GRIZZLIES 17 (7/12)

Replay: Spurs 6, GRIZZLIES 17  
 Lead Changes: 14  
 Times Tied: 8

## NATIONAL BASKETBALL ASSOCIATION

## OFFICIAL SCORER'S REPORT

Saturday, March 18, 2017 FedExForum, Memphis, TN  
 Official: #11 Derrick Collins, #14 Ed Malloy, #26 Kevin Scott

Game Duration: 2:19  
 Attendance: 18,119 (Sellout)

VISITOR: San Antonio Spurs (52-16)

|    | POS               | MIN | FG     | FGA    | 3P | 3PA    | FT | FTA    | OR | DR | TOT | A  | PF | ST | TO | BS | ± | PTS |    |
|----|-------------------|-----|--------|--------|----|--------|----|--------|----|----|-----|----|----|----|----|----|---|-----|----|
| 2  | Kawhi Leonard     | F   | 38:27  | 8      | 15 | 2      | 6  | 8      | 9  | 1  | 6   | 7  | 3  | 2  | 0  | 4  | 1 | -12 | 22 |
| 12 | LaMarcus Aldridge | F   | 33:35  | 9      | 18 | 0      | 0  | 3      | 3  | 1  | 8   | 9  | 4  | 1  | 0  | 2  | 1 | -11 | 21 |
| 3  | DeWayne Dedmon    | C   | 19:42  | 1      | 1  | 0      | 0  | 0      | 0  | 1  | 2   | 3  | 0  | 4  | 0  | 0  | 1 | 5   | 2  |
| 14 | Danny Green       | G   | 24:58  | 0      | 2  | 0      | 0  | 2      | 4  | 1  | 4   | 5  | 1  | 2  | 1  | 1  | 0 | 1   | 4  |
| 9  | Tony Parker       | G   | 24:30  | 2      | 8  | 0      | 0  | 2      | 0  | 0  | 1   | 1  | 2  | 1  | 0  | 1  | 0 | -1  | 4  |
| 8  | Patty Mills       | F   | 21:33  | 2      | 8  | 2      | 8  | 0      | 0  | 0  | 2   | 2  | 2  | 2  | 0  | 0  | 0 | -10 | 8  |
| 18 | Pau Gasol         | F   | 24:22  | 3      | 5  | 0      | 1  | 2      | 2  | 3  | 6   | 9  | 1  | 1  | 0  | 1  | 0 | -13 | 8  |
| 20 | Manu Ginobili     | F   | 18:04  | 2      | 5  | 1      | 3  | 0      | 0  | 0  | 0   | 0  | 1  | 2  | 0  | 3  | 1 | -13 | 5  |
| 17 | Jonathan Simmons  | F   | 17:34  | 4      | 8  | 2      | 3  | 4      | 4  | 1  | 0   | 1  | 3  | 4  | 1  | 0  | 0 | 5   | 14 |
| 42 | Davis Bertane     | F   | 7:51   | 1      | 2  | 1      | 2  | 0      | 0  | 0  | 2   | 2  | 1  | 3  | 0  | 1  | 1 | 4   | 3  |
| 10 | David Lee         | F   | 10:30  | 1      | 3  | 0      | 0  | 0      | 0  | 1  | 2   | 3  | 0  | 2  | 0  | 0  | 0 | -1  | 2  |
| 1  | Kyle Anderson     | F   | 1:27   | 1      | 1  | 0      | 0  | 0      | 0  | 0  | 0   | 0  | 0  | 1  | 0  | 0  | 0 | 3   | 2  |
| 11 | Bryn Forbes       | F   | 1:27   | 1      | 1  | 1      | 1  | 0      | 0  | 0  | 0   | 0  | 0  | 0  | 0  | 0  | 0 | 3   | 3  |
|    |                   |     | 240:00 | 33     | 75 | 9      | 28 | 21     | 22 | 9  | 33  | 42 | 18 | 25 | 2  | 15 | 5 | -8  | 96 |
|    |                   |     |        | 44.0 % |    | 32.1 % |    | 95.5 % |    |    |     |    |    |    |    |    |   |     |    |
|    |                   |     |        |        |    |        |    |        |    |    |     |    |    |    |    |    |   |     |    |
|    |                   |     |        |        |    |        |    |        |    |    |     |    |    |    |    |    |   |     |    |

HOME: MEMPHIS GRIZZLIES (40-30)

|    |                 | POS | MIN    | FG    | FGA   | 3P    | 3PA | FT | FTA | OR | DR | TOT | A  | PF | ST | TO | BS | ±   | PTS |
|----|-----------------|-----|--------|-------|-------|-------|-----|----|-----|----|----|-----|----|----|----|----|----|-----|-----|
| 15 | Vince Carter    | F   | 30:14  | 3     | 9     | 2     | 7   | 2  | 2   | 0  | 4  | 4   | 3  | 3  | 2  | 2  | 0  | 13  | 10  |
| 0  | JaMychal Green  | F   | 23:37  | 4     | 8     | 2     | 4   | 3  | 3   | 2  | 2  | 4   | 0  | 4  | 1  | 0  | 0  | -12 | 13  |
| 33 | Marc Gasol      | C   | 39:09  | 8     | 14    | 1     | 3   | 3  | 3   | 0  | 5  | 5   | 7  | 2  | 0  | 2  | 0  | 9   | 18  |
| 9  | Tony Allen      | G   | 30:44  | 3     | 10    | 1     | 3   | 1  | 2   | 3  | 4  | 7   | 0  | 4  | 0  | 0  | 2  | 4   | 8   |
| 11 | Mike Conley     | G   | 35:51  | 5     | 12    | 3     | 6   | 8  | 7   | 0  | 7  | 7   | 6  | 0  | 2  | 3  | 1  | 3   | 19  |
| 50 | Zach Randolph   | F   | 28:22  | 7     | 12    | 1     | 1   | 3  | 5   | 2  | 5  | 7   | 2  | 1  | 0  | 1  | 0  | 15  | 18  |
| 5  | Andrew Harrison | F   | 12:09  | 0     | 2     | 0     | 1   | 5  | 5   | 0  | 0  | 0   | 2  | 0  | 0  | 1  | 0  | 5   | 5   |
| 8  | James Ennis III | F   | 13:57  | 0     | 1     | 0     | 0   | 2  | 2   | 0  | 1  | 1   | 0  | 3  | 1  | 0  | 0  | 4   | 2   |
| 30 | Troy Daniels    | F   | 19:56  | 4     | 8     | 3     | 5   | 0  | 0   | 0  | 0  | 0   | 0  | 1  | 0  | 1  | 0  | -4  | 11  |
| 34 | Brendan Wright  | F   | 5:43   | 0     | 0     | 0     | 0   | 0  | 0   | 0  | 0  | 0   | 0  | 0  | 1  | 0  | 0  | -4  | 0   |
| 7  | Wayne Selden    | F   | 1:09   | 0     | 0     | 0     | 0   | 2  | 2   | 0  | 0  | 0   | 0  | 0  | 0  | 0  | 0  | -1  | 2   |
| 23 | DeYonta Davis   | F   | 1:09   | 0     | 0     | 0     | 0   | 0  | 0   | 0  | 0  | 0   | 0  | 0  | 0  | 0  | 0  | -1  | 0   |
|    |                 |     | 240:00 | 32    | 78    | 13    | 30  | 27 | 31  | 7  | 28 | 35  | 20 | 18 | 7  | 10 | 3  | 8   | 104 |
|    |                 |     |        | 42.1% | 43.3% | 87.1% |     |    |     |    |    |     |    |    |    |    |    |     |     |
|    |                 |     |        |       |       |       |     |    |     |    |    |     |    |    |    |    |    |     |     |

## SCORE BY PERIOD

Spurs

GRIZZLIES

Injuries: Spurs - Anthony, Murray, Grizzlies - Baldwin IV, Martin, Parsons  
 Points in the Paint: Spurs 30 (15/24), GRIZZLIES 28 (13/33)  
 2nd Chance Points: Spurs 11 (4/10), GRIZZLIES 18 (6/12)  
 Fast Break Points: Spurs 6 (2/6), GRIZZLIES 7 (2/4)  
 Technical Fouls: Individual

Replay: Spurs 4, GRIZZLIES 11  
 Lead Changes: 18  
 Times Tied: 8

GRIZZLIES (1): Carter 5:01 3rd  
 MEMO: Stoppage due to bleed on the game ball.

Copyright (c) 2017 NBA Properties, INC. All Rights Reserved

## NATIONAL BASKETBALL ASSOCIATION

## OFFICIAL SCORER'S REPORT

Thursday, March 23, 2017 AT&T Center, San Antonio, TX  
 Official: #3 Nick Buchert, #4 Sean Wright, #53 CJ Washington

Game Duration: 2:18  
 Attendance: 18,418 (Sellout)

VISITOR: Memphis Grizzlies (40-32)

|                     | POS                    | MIN    | FG    | FGA | 3P    | 3PA   | FT | FTA | OR | DR | TOT | A  | PF | ST | TO | BS | ±   | PTS |
|---------------------|------------------------|--------|-------|-----|-------|-------|----|-----|----|----|-----|----|----|----|----|----|-----|-----|
| 15 Vince Carter     | F                      | 25:20  | 3     | 10  | 3     | 8     | 0  | 0   | 1  | 1  | 2   | 1  | 3  | 1  | 0  | 0  | 6   | 9   |
| 0 JaMychal Green    | F                      | 21:15  | 3     | 3   | 1     | 1     | 0  | 0   | 2  | 4  | 6   | 1  | 2  | 0  | 0  | 0  | -14 | 7   |
| 33 Marc Gasol       | C                      | 39:29  | 8     | 15  | 1     | 2     | 0  | 0   | 3  | 7  | 10  | 3  | 1  | 0  | 8  | 1  | -2  | 15  |
| 9 Tony Allen        | G                      | 28:39  | 4     | 9   | 0     | 2     | 0  | 0   | 1  | 3  | 4   | 2  | 3  | 2  | 0  | 1  | -10 | 8   |
| 11 Mike Conley      | G                      | 36:03  | 7     | 18  | 1     | 6     | 7  | 7   | 0  | 2  | 2   | 6  | 2  | 0  | 3  | 0  | -8  | 22  |
| 50 Zach Randolph    | F                      | 27:35  | 2     | 7   | 0     | 1     | 4  | 8   | 1  | 6  | 7   | 2  | 2  | 0  | 1  | 0  | 8   | 8   |
| 30 Troy Daniels     | F                      | 19:45  | 2     | 4   | 2     | 4     | 0  | 0   | 0  | 0  | 0   | 0  | 2  | 0  | 2  | 0  | 2   | 8   |
| 5 Andrew Harrison   | F                      | 18:07  | 3     | 7   | 1     | 2     | 1  | 2   | 0  | 3  | 3   | 3  | 2  | 1  | 1  | 0  | 2   | 8   |
| 8 James Ennis III   | F                      | 18:28  | 3     | 3   | 1     | 1     | 0  | 0   | 0  | 5  | 5   | 0  | 1  | 0  | 0  | 0  | -15 | 7   |
| 34 Brendan Wright   | F                      | 7:19   | 1     | 2   | 0     | 0     | 0  | 0   | 0  | 2  | 1   | 3  | 0  | 0  | 0  | 0  | -2  | 2   |
| 25 Chandler Parsons | DNP - Left Knee        |        |       |     |       |       |    |     |    |    |     |    |    |    |    |    |     |     |
| 7 Wayne Selden      | DNP - Coach's Decision |        |       |     |       |       |    |     |    |    |     |    |    |    |    |    |     |     |
|                     |                        | 240:00 | 34    | 78  | 10    | 29    | 12 | 15  | 10 | 32 | 42  | 18 | 18 | 4  | 13 | 4  | -7  | 90  |
|                     |                        |        | 43.8% |     | 34.5% | 80.0% |    |     |    |    |     |    |    |    |    |    |     |     |
|                     |                        |        |       |     |       |       |    |     |    |    |     |    |    |    |    |    |     |     |

HOME: SAN ANTONIO SPURS (55-16)

|                 | POS | MIN   | FG | FGA | 3P | 3PA | FT | FTA | OR | DR | TOT | A | PF | ST | TO | BS | ± | PTS |
|-----------------|-----|-------|----|-----|----|-----|----|-----|----|----|-----|---|----|----|----|----|---|-----|
| 2 Kawhi Leonard | F   | 38:11 | 7  | 15  | 1  | 5   | 4  | 7   | 3  | 4  | 7   | 4 | 2  | 1  | 2  | 0  | 2 | 19  |



|   |                                |
|---|--------------------------------|
| <b>2016-17 REGULAR SEASON SERIES:</b>   | Spurs 2, Thunder 1             |
| <b>ALL-TIME SERIES VS. THUNDER</b>      | 90-73 (59-23 home, 31-50 road) |
| <b>MOST RECENT PLAYOFF MEETING:</b>     | 2016 WC Semifinals, Lost 2-4   |
| <b>ALL-TIME PLAYOFF SERIES VS. OKC:</b> | 19-15                          |

## THUNDER PLAYOFF ROSTER

| NO. | PLAYER            | POS. | HT.  | WT. | DOB      | FROM                | YRS. |
|-----|-------------------|------|------|-----|----------|---------------------|------|
| 0   | Russell Westbrook | G    | 6-3  | 200 | 11/12/88 | UCLA                | 9    |
| 3   | Domantas Sabonis  | F    | 6-11 | 240 | 05/03/96 | Gonzaga             | R    |
| 4   | Nick Collison     | F    | 6-10 | 255 | 10/26/80 | Kansas              | 13   |
| 5   | Victor Oladipo    | G    | 6-4  | 210 | 05/04/92 | Indiana             | 4    |
| 6   | Semaj Christon    | G    | 6-3  | 190 | 11/01/92 | Xavier              | R    |
| 8   | Alex Abrines      | G    | 6-6  | 190 | 08/01/93 | Spain               | R    |
| 9   | Jerami Grant      | F    | 6-9  | 220 | 03/12/94 | Syracuse            | 3    |
| 11  | Enes Kanter       | C    | 6-11 | 245 | 05/20/92 | Kentucky            | 6    |
| 12  | Steven Adams      | C    | 7-0  | 255 | 07/20/93 | Pittsburgh          | 4    |
| 15  | Kyle Singler      | F    | 6-8  | 228 | 05/04/96 | Duke                | 5    |
| 21  | Andre Roberson    | G    | 6-7  | 210 | 12/04/91 | Colorado            | 4    |
| 22  | Taj Gibson        | F    | 6-9  | 245 | 06/24/85 | Southern California | 8    |
| 25  | Doug McDermott    | F    | 6-8  | 222 | 01/03/92 | Creighton           | 3    |
| 30  | Norris Cole       | G    | 6-2  | 175 | 10/13/88 | Cleveland State     | 6    |
| 34  | Josh Huestis      | F    | 6-7  | 230 | 12/19/91 | Stanford            | 1    |



**HEAD COACH**  
Billy Donovan  
(Providence)

### ASSISTANT COACHES

Adrian Griffin (Seton Hall)  
Maurice Cheeks (West Texas State)  
Mark Bryant (Seton Hall)  
Darko Rajakovic (BK University, Serbia)  
Vin Bhavnani (USC)  
Royal Ivey (Texas)

### ATHLETIC TRAINER

Joe Sharpe (Old Dominion)

|          |   |    |     | -FIELD GOALS- |     |       | -3-POINT FG-- |     |       | -FREE THROWS- |     |       | --REBOUNDS-- |     |     |     |    |    |     |    |     |     |       |
|----------|---|----|-----|---------------|-----|-------|---------------|-----|-------|---------------|-----|-------|--------------|-----|-----|-----|----|----|-----|----|-----|-----|-------|
| PLAYER   | G | GS | MIN | FG            | FGA | PCT   | FG            | FGA | PCT   | FT            | FTA | PCT   | OFF          | DEF | TOT | AST | PF | DQ | STL | TO | BLK | PTS | AVG   |
| Leonard  | 3 | 3  | 100 | 29            | 63  | .460  | 3             | 15  | .200  | 22            | 26  | .846  | 4            | 14  | 18  | 8   | 4  | 0  | 4   | 5  | 4   | 83  | 27.7  |
| Aldridge | 3 | 3  | 96  | 21            | 43  | .488  | 1             | 4   | .250  | 13            | 17  | .765  | 10           | 12  | 22  | 3   | 12 | 0  | 1   | 6  | 6   | 56  | 18.7  |
| Gasol    | 2 | 0  | 52  | 13            | 24  | .542  | 4             | 4   | 1.000 | 5             | 6   | .833  | 4            | 7   | 11  | 5   | 4  | 0  | 0   | 1  | 2   | 35  | 17.5  |
| Ginobili | 2 | 0  | 47  | 6             | 13  | .462  | 3             | 7   | .429  | 1             | 4   | .250  | 0            | 6   | 6   | 12  | 5  | 0  | 1   | 2  | 2   | 16  | 8.0   |
| Mills    | 3 | 0  | 63  | 7             | 17  | .412  | 6             | 11  | .545  | 3             | 4   | .750  | 0            | 3   | 3   | 3   | 5  | 0  | 2   | 3  | 1   | 23  | 7.7   |
| Green    | 3 | 3  | 70  | 6             | 17  | .353  | 4             | 13  | .308  | 1             | 1   | 1.000 | 0            | 4   | 4   | 4   | 7  | 0  | 5   | 6  | 7   | 17  | 5.7   |
| Parker   | 2 | 2  | 49  | 4             | 14  | .286  | 0             | 3   | .000  | 3             | 6   | .500  | 0            | 7   | 7   | 6   | 6  | 0  | 1   | 5  | 0   | 11  | 5.5   |
| Lee      | 3 | 0  | 58  | 7             | 17  | .412  | 0             | 0   | ---   | 2             | 4   | .500  | 8            | 9   | 17  | 4   | 4  | 0  | 3   | 6  | 3   | 16  | 5.3   |
| Dedmon   | 3 | 3  | 47  | 5             | 9   | .556  | 0             | 0   | ---   | 5             | 6   | .833  | 5            | 11  | 16  | 1   | 7  | 0  | 4   | 4  | 2   | 15  | 5.0   |
| Simmons  | 3 | 0  | 41  | 4             | 14  | .286  | 0             | 0   | ---   | 5             | 10  | .500  | 2            | 4   | 6   | 3   | 4  | 0  | 6   | 2  | 1   | 13  | 4.3   |
| Bertans  | 2 | 0  | 38  | 2             | 11  | .182  | 1             | 7   | .143  | 0             | 1   | .000  | 2            | 7   | 9   | 1   | 0  | 0  | 1   | 1  | 2   | 5   | 2.5   |
| Anderson | 2 | 0  | 12  | 2             | 2   | 1.000 | 0             | 0   | ---   | 0             | 0   | ---   | 0            | 3   | 3   | 0   | 2  | 0  | 0   | 1  | 0   | 4   | 2.0   |
| Forbes   | 1 | 0  | 16  | 1             | 4   | .250  | 0             | 2   | .000  | 0             | 0   | ---   | 0            | 2   | 2   | 1   | 0  | 0  | 0   | 2  | 0   | 2   | 2.0   |
| Murray   | 2 | 1  | 25  | 2             | 7   | .286  | 0             | 1   | .000  | 0             | 0   | ---   | 1            | 5   | 6   | 3   | 3  | 0  | 0   | 1  | 1   | 4   | 2.0   |
| Anthony  | 2 | 0  | 7   | 0             | 0   | ---   | 0             | 0   | ---   | 0             | 0   | ---   | 0            | 2   | 2   | 0   | 1  | 0  | 0   | 0  | 1   | 0   | 0.0   |
| SPURS    | 3 | -  | 720 | 109           | 255 | .427  | 22            | 67  | .328  | 60            | 85  | .706  | 36           | 96  | 132 | 54  | 64 | 0  | 28  | 46 | 32  | 300 | 100.0 |
| THUNDER  | 3 | -  | 720 | 104           | 255 | .408  | 19            | 69  | .275  | 64            | 80  | .800  | 40           | 104 | 144 | 65  | 73 | 0  | 29  | 49 | 13  | 291 | 97.0  |

|          | -- SINGLE-GAME HIGHS -- |     |     |    |    |    |     | ----- AVERAGE PER GAME ----- |      |      |      |      |       |       | ----- CAREER HIGHS (C=SET, T=TIED THIS SEASON) ----- |     |    |     |     |     |     |  |  |  |
|----------|-------------------------|-----|-----|----|----|----|-----|------------------------------|------|------|------|------|-------|-------|--|-----|----|-----|-----|-----|-----|--|--|--|
| PLAYER   | MIN                     | REB | AST | ST | TO | BL | PTS | MIN                          | REB  | AST  | STL  | TO   | BLK   | PTS   | FG   | FGA | FT | FTA | REB | AST | PTS |  |  |  |
| Leonard  | 38                      | 8   | 4   | 3  | 3  | 2  | 36  | 33.4                         | 6.0  | 2.7  | 1.33 | 1.7  | 1.33  | 27.7  | 13T  | 26C | 9C | 11C | 14  | 6   | 36C |  |  |  |
| Aldridge | 37                      | 10  | 2   | 1  | 3  | 3  | 25  | 32.0                         | 7.3  | 1.0  | 0.33 | 2.0  | 2.00  | 18.7  | 17   | 28  | 11 | 12  | 18  | 5   | 39  |  |  |  |
| Gasol    | 28                      | 7   | 4   | 0  | 1  | 2  | 18  | 26.0                         | 5.5  | 2.5  | 0.00 | 0.5  | 1.00  | 17.5  | 17   | 28  | 14 | 17  | 15  | 12  | 44  |  |  |  |
| Ginobili | 27                      | 4   | 8   | 1  | 1  | 1  | 8   | 23.7                         | 3.0  | 6.0  | 0.50 | 1.0  | 1.00  | 8.0   | 10   | 18  | 11 | 11  | 9   | 13  | 29  |  |  |  |
| Mills    | 25                      | 3   | 2   | 1  | 1  | 1  | 10  | 20.8                         | 1.0  | 1.0  | 0.67 | 1.0  | 0.33  | 7.7   | 8  | 13  | 4  | 4   | 7   | 3   | 21  |  |  |  |
| Green    | 28                      | 2   | 3   | 2  | 4  | 3  | 9   | 23.2                         | 1.3  | 1.3  | 1.67 | 2.0  | 2.33  | 5.7   | 8  | 13  | 2  | 5   | 8   | 5   | 21  |  |  |  |
| Parker   | 25                      | 6   | 4   | 1  | 3  | 0  | 8   | 24.4                         | 3.5  | 3.0  | 0.50 | 2.5  | 0.00  | 5.5   | 16   | 29  | 11 | 13  | 10  | 12  | 42  |  |  |  |
| Lee      | 26                      | 8   | 3   | 2  | 3  | 2  | 8   | 19.2                         | 5.7  | 1.3  | 1.00 | 2.0  | 1.00  | 5.3   | 12   | 22  | 7  | 8   | 19  | 10  | 30  |  |  |  |
| Dedmon   | 19                      | 8   | 1   | 3  | 2  | 1  | 8   | 15.6                         | 5.3  | 0.3  | 1.33 | 1.3  | 0.67  | 5.0   | 3C   | 6C  | 2T | 2T  | 8C  | 1C  | 8C  |  |  |  |
| Simmons  | 19                      | 6   | 2   | 3  | 1  | 1  | 7   | 13.6                         | 2.0  | 1.0  | 2.00 | 0.7  | 0.33  | 4.3   | 7  | 11  | 4C | 6C  | 6C  | 2C  | 17  |  |  |  |
| Bertans  | 23                      | 5   | 1   | 1  | 1  | 1  | 3   | 18.9                         | 4.5  | 0.5  | 0.50 | 0.5  | 1.00  | 2.5   | 1C   | 6C  | 0C | 1C  | 5C  | 1C  | 3C  |  |  |  |
| Anderson | 10                      | 2   | 0   | 0  | 1  | 0  | 4   | 6.0                          | 1.5  | 0.0  | 0.00 | 0.5  | 0.00  | 2.0   | 3  | 7   | 2  | 2   | 5   | 3   | 7   |  |  |  |
| Forbes   | 16                      | 2   | 1   | 0  | 2  | 0  | 2   | 16.2                         | 2.0  | 1.0  | 0.00 | 2.0  | 0.00  | 2.0   | 1C   | 4C  | 0C | 0C  | 2C  | 1C  | 2C  |  |  |  |
| Murray   | 24                      | 6   | 3   | 0  | 1  | 1  | 4   | 12.7                         | 3.0  | 1.5  | 0.00 | 0.5  | 0.50  | 2.0   | 2C   | 6C  | 0C | 0C  | 6C  | 3C  | 4C  |  |  |  |
| Anthony  | 5                       | 2   | 0   | 0  | 0  | 1  | 0   | 3.7                          | 1.0  | 0.0  | 0.00 | 0.0  | 0.50  | 0.0   | 2  | 3   | 2  | 2   | 6   | 2   | 6   |  |  |  |
| SPURS    | 240                     | 50  | 23  | 12 | 17 | 13 | 108 | 240.0                        | 44.0 | 18.0 | 9.33 | 15.3 | 10.67 | 100.0 | 56   | 109 | 45 | 49  | 59  | 40  | 138 |  |  |  |
| THUNDER  | 240                     | 50  | 23  | 12 | 20 | 7  | 102 | 240.0                        | 48.0 | 21.7 | 9.67 | 16.3 | 4.33  | 97.0  | 57   | 118 | 37 | 48  | 63  | 40  | 141 |  |  |  |



|                 |   |    |     | -FIELD GOALS- |     |      | -3-POINT FG-- |     |      | -FREE THROWS- |     |       | --REBOUNDS-- |     |     |     |    |    |     |    |     |     |       |
|-----------------|---|----|-----|---------------|-----|------|---------------|-----|------|---------------|-----|-------|--------------|-----|-----|-----|----|----|-----|----|-----|-----|-------|
| PLAYER          | G | GS | MIN | FG            | FGA | PCT  | FG            | FGA | PCT  | FT            | FTA | PCT   | OFF          | DEF | TOT | AST | PF | DQ | STL | TO | BLK | PTS | AVG   |
| Westbrook       | 3 | 3  | 106 | 22            | 60  | .367 | 6             | 20  | .300 | 32            | 34  | .941  | 6            | 28  | 34  | 39  | 7  | 0  | 3   | 17 | 0   | 82  | 27.3  |
| Oladipo         | 3 | 3  | 93  | 20            | 44  | .455 | 6             | 14  | .429 | 5             | 5   | 1.000 | 1            | 9   | 10  | 7   | 5  | 0  | 6   | 5  | 1   | 51  | 17.0  |
| Adams           | 3 | 3  | 97  | 17            | 29  | .586 | 0             | 0   | ---  | 6             | 13  | .462  | 12           | 13  | 25  | 3   | 11 | 0  | 3   | 5  | 1   | 40  | 13.3  |
| Kanter          | 2 | 0  | 53  | 11            | 24  | .458 | 0             | 0   | ---  | 3             | 4   | .750  | 8            | 7   | 15  | 1   | 4  | 0  | 0   | 3  | 1   | 25  | 12.5  |
| Morrow          | 1 | 0  | 30  | 3             | 12  | .250 | 1             | 6   | .167 | 4             | 4   | 1.000 | 1            | 0   | 1   | 0   | 3  | 0  | 2   | 1  | 0   | 11  | 11.0  |
| Gibson (TOT)    | 3 | 3  | 75  | 13            | 31  | .419 | 0             | 0   | ---  | 5             | 6   | .833  | 4            | 11  | 15  | 3   | 8  | 0  | 0   | 4  | 3   | 31  | 10.3  |
| Gibson (OKC)    | 1 | 1  | 22  | 3             | 7   | .429 | 0             | 0   | ---  | 1             | 2   | .500  | 0            | 3   | 3   | 0   | 3  | 0  | 0   | 2  | 1   | 7   | 7.0   |
| Sabonis         | 3 | 2  | 88  | 11            | 24  | .458 | 2             | 7   | .286 | 4             | 6   | .667  | 1            | 15  | 16  | 2   | 12 | 0  | 3   | 9  | 2   | 28  | 9.3   |
| McDermott (TOT) | 4 | 0  | 82  | 10            | 22  | .455 | 3             | 9   | .333 | 3             | 3   | 1.000 | 1            | 5   | 6   | 5   | 4  | 0  | 1   | 4  | 0   | 26  | 6.5   |
| McDermott (OKC) | 2 | 0  | 30  | 6             | 11  | .545 | 1             | 3   | .333 | 0             | 0   | ---   | 0            | 0   | 0   | 1   | 2  | 0  | 1   | 0  | 0   | 13  | 6.5   |
| Abrines         | 2 | 0  | 26  | 3             | 11  | .273 | 2             | 7   | .286 | 0             | 0   | ---   | 1            | 2   | 3   | 1   | 1  | 0  | 2   | 1  | 0   | 8   | 4.0   |
| Lauvergne       | 1 | 0  | 16  | 2             | 8   | .250 | 0             | 1   | .000 | 0             | 0   | ---   | 1            | 4   | 5   | 0   | 4  | 0  | 0   | 1  | 0   | 4   | 4.0   |
| Roberson        | 3 | 3  | 82  | 4             | 13  | .308 | 0             | 6   | .000 | 4             | 6   | .667  | 9            | 14  | 23  | 1   | 11 | 0  | 5   | 2  | 5   | 12  | 4.0   |
| Grant (TOT)     | 3 | 0  | 20  | 2             | 4   | .500 | 1             | 2   | .500 | 1             | 2   | .500  | 0            | 4   | 4   | 0   | 6  | 0  | 0   | 1  | 0   | 6   | 2.0   |
| Grant (OKC)     | 3 | 0  | 20  | 2             | 4   | .500 | 1             | 2   | .500 | 1             | 2   | .500  | 0            | 4   | 4   | 0   | 6  | 0  | 0   | 1  | 0   | 6   | 2.0   |
| Payne           | 1 | 0  | 19  | 0             | 4   | .000 | 0             | 3   | .000 | 2             | 2   | 1.000 | 0            | 2   | 2   | 3   | 3  | 0  | 1   | 1  | 1   | 2   | 2.0   |
| Christon        | 3 | 0  | 38  | 0             | 4   | .000 | 0             | 0   | ---  | 2             | 2   | 1.000 | 0            | 3   | 3   | 7   | 1  | 0  | 3   | 1  | 1   | 2   | 0.7   |
| THUNDER         | 3 | -  | 720 | 104           | 255 | .408 | 19            | 69  | .275 | 64            | 80  | .800  | 40           | 104 | 144 | 65  | 73 | 0  | 29  | 49 | 13  | 291 | 97.0  |
| SPURS           | 3 | -  | 720 | 109           | 255 | .427 | 22            | 67  | .328 | 60            | 85  | .706  | 36           | 96  | 132 | 54  | 64 | 0  | 28  | 46 | 32  | 300 | 100.0 |



|                 | -- SINGLE-GAME HIGHS -- |     |     |    |    |    |     | ----- AVERAGE PER GAME ----- |      |      |      |      |       |       | ----- CAREER HIGHS (C=SET, T=TIED THIS SEASON) ----- |     |     |     |     |     |     |
|-----------------|-------------------------|-----|-----|----|----|----|-----|------------------------------|------|------|------|------|-------|-------|--|-----|-----|-----|-----|-----|-----|
| PLAYER          | MIN                     | REB | AST | ST | TO | BL | PTS | MIN                          | REB  | AST  | STL  | TO   | BLK   | PTS   | FG   | FGA | FT  | FTA | REB | AST | PTS |
| Westbrook       | 37                      | 15  | 14  | 2  | 8  | 0  | 32  | 35.3                         | 11.3 | 13.0 | 1.00 | 5.7  | 0.00  | 27.3  | 14   | 29  | 14C | 15C | 15C | 14C | 36  |
| Oladipo         | 33                      | 4   | 3   | 4  | 3  | 1  | 20  | 30.9                         | 3.3  | 2.3  | 2.00 | 1.7  | 0.33  | 17.0  | 9  | 21  | 6   | 6   | 6   | 7   | 24  |
| Adams           | 35                      | 11  | 2   | 1  | 2  | 1  | 16  | 32.5                         | 8.3  | 1.0  | 1.00 | 1.7  | 0.33  | 13.3  | 7T   | 13C | 6   | 12  | 15  | 2C  | 17  |
| Kanter          | 29                      | 10  | 1   | 0  | 2  | 1  | 14  | 26.4                         | 7.5  | 0.5  | 0.00 | 1.5  | 0.50  | 12.5  | 12   | 15  | 6   | 7   | 17  | 1T  | 25  |
| Morrow          | 30                      | 1   | 0   | 2  | 1  | 0  | 11  | 30.5                         | 1.0  | 0.0  | 2.00 | 1.0  | 0.00  | 11.0  | 7  | 12C | 8   | 9   | 8   | 3   | 25  |
| Gibson (TOT)    | 28                      | 7   | 2   | 0  | 2  | 2  | 12  | 24.9                         | 5.0  | 1.0  | 0.00 | 1.3  | 1.00  | 10.3  | 6  | 13T | 5   | 8   | 9   | 2T  | 15  |
| Gibson (OKC)    | 22                      | 3   | 0   | 0  | 2  | 1  | 7   | 22.3                         | 3.0  | 0.0  | 0.00 | 2.0  | 1.00  | 7.0   |  |     |     |     |     |     |     |
| Sabonis         | 35                      | 10  | 2   | 2  | 6  | 1  | 13  | 29.4                         | 5.3  | 0.7  | 1.00 | 3.0  | 0.67  | 9.3   | 5C   | 11C | 3C  | 4C  | 10C | 2C  | 13C |
| McDermott (TOT) | 27                      | 4   | 3   | 1  | 3  | 0  | 11  | 20.5                         | 1.5  | 1.3  | 0.25 | 1.0  | 0.00  | 6.5   | 5T   | 12  | 3C  | 3C  | 4C  | 3C  | 12  |
| McDermott (OKC) | 22                      | 0   | 1   | 1  | 0  | 0  | 11  | 14.9                         | 0.0  | 0.5  | 0.50 | 0.0  | 0.00  | 6.5   |  |     |     |     |     |     |     |
| Abrines         | 14                      | 3   | 1   | 2  | 1  | 0  | 5   | 12.9                         | 1.5  | 0.5  | 1.00 | 0.5  | 0.00  | 4.0   | 2C   | 6C  | 0C  | 0C  | 3C  | 1C  | 5C  |
| Lauvergne       | 16                      | 5   | 0   | 0  | 1  | 0  | 4   | 15.8                         | 5.0  | 0.0  | 0.00 | 1.0  | 0.00  | 4.0   | 4  | 9   | 4   | 4   | 6   | 3   | 9   |
| Roberson        | 32                      | 11  | 1   | 2  | 1  | 2  | 7   | 27.4                         | 7.7  | 0.3  | 1.67 | 0.7  | 1.67  | 4.0   | 3C   | 5C  | 2T  | 6   | 11C | 2   | 7T  |
| Grant (TOT)     | 11                      | 3   | 0   | 0  | 1  | 0  | 3   | 6.7                          | 1.3  | 0.0  | 0.00 | 0.3  | 0.00  | 2.0   | 4  | 7   | 2   | 2T  | 4   | 1   | 12  |
| Grant (OKC)     | 11                      | 3   | 0   | 0  | 1  | 0  | 3   | 6.7                          | 1.3  | 0.0  | 0.00 | 0.3  | 0.00  | 2.0   |  |     |     |     |     |     |     |
| Payne           | 19                      | 2   | 3   | 1  | 1  | 1  | 2   | 18.8                         | 2.0  | 3.0  | 1.00 | 1.0  | 1.00  | 2.0   | 8  | 20  | 2C  | 2C  | 3   | 7   | 17  |
| Christon        | 19                      | 1   | 3   | 2  | 1  | 1  | 2   | 12.5                         | 1.0  | 2.3  | 1.00 | 0.3  | 0.33  | 0.7   | 0C   | 2C  | 2C  | 2C  | 1C  | 3C  | 2C  |
| THUNDER         | 240                     | 50  | 23  | 12 | 20 | 7  | 102 | 240.0                        | 48.0 | 21.7 | 9.67 | 16.3 | 4.33  | 97.0  | 57   | 118 | 37  | 48  | 63  | 40  | 141 |
| SPURS           | 240                     | 50  | 23  | 12 | 17 | 13 | 108 | 240.0                        | 44.0 | 18.0 | 9.33 | 15.3 | 10.67 | 100.0 | 56   | 109 | 45  | 49  | 59  | 40  | 138 |





# SEASON SERIES VS. THUNDER



|  |    |    |    |    |     |  |      |      |    |    |    |  |    |    |    |    |  |  |  |
|--|----|----|----|----|-----|--|------|------|----|----|----|--|----|----|----|----|--|--|--|
| <div>SPURS (37-11) – 108</div> <div>THUNDER (28-21) – 94</div> <div>AT&amp;T Center</div> <div>San Antonio, TX</div> <div>1/31/17</div> <div>Game #48</div> <div>Home Game #23</div> <div></div> |    |    |    |    |     | <div>SAN ANTONIO – The Silver and Black downed the Thunder 108-94 on 1/31 at the AT&amp;T Center. The Spurs were up 52-42 at halftime, but Oklahoma City went on a 22-2 run in the third to put them on top by 3 points. San Antonio regained the lead within the quarter and pulled away in the fourth. In the victory, Kawhi Leonard logged his 15th game of the season with 30 points or more by tallying 36 points (13-26 FG, 1-4 3FG, 9-11 FT), 8 rebounds, 4 assists and 2 blocked shots. LaMarcus Aldridge chipped in another 25 points (8-15 FG, 1-2 3FG, 8-9 FT) as well as 6 rebounds and 3 blocks. The Spurs held the Thunder to 35.3% from the field and had 13 blocks to Oklahoma City's 7. Russell Westbrook led the visitors in both categories with his double-double of 27 points (7-17 FG, 3-7 3FG, 10-10 FT) and 14 assists. Steven Adams and Domantas Sabonis helped out by posting their own double-doubles of 16 points and 12 rebounds, and 13 points and 10 rebounds, respectively. San Antonio leads the series 1-0 and the next matchup will take place on March 9 at Chesapeake Energy Arena.</div> |      |      |    |    |    |  |    |    |    |    |  |  |  |
| <div>SPURS</div> <div>Leonard – 36</div> <div>Dedmon, Leonard – 8</div> <div>Ginobili, Leonard, Parker – 4</div>   |    |    |    |    |     | <div>STATS</div> <div>High Points</div> <div>High Rebounds</div> <div>High Assists</div>   |      |      |    |    |    | <div>THUNDER</div> <div>Westbrook – 27</div> <div>Adams – 12</div> <div>Westbrook – 14</div> |    |    |    |    |  |  |  |
| <div>BOX SCORE</div>   |    |    |    |    |     |  |      |      |    |    |    |  |    |    |    |    |  |  |  |
| Team   | 1  | 2  | 3  | 4  | F   | FG%  | 3FG% | FT%  | OR | DR | TR | AS   | PF | ST | TO | BS |  |  |  |
| SPURS  | 31 | 21 | 27 | 29 | 108 | 43.0   | 33.3 | 71.1 | 10 | 40 | 50 | 16   | 25 | 12 | 17 | 13 |  |  |  |
| THUNDER  | 17 | 25 | 33 | 19 | 94  | 35.3   | 25.0 | 84.4 | 12 | 38 | 50 | 21   | 30 | 12 | 20 | 7  |  |  |  |

|   |    |    |    |    |     |   |      |      |    |    |    |  |    |    |    |    |  |  |  |  |
|---|----|----|----|----|-----|---|------|------|----|----|----|--|----|----|----|----|--|--|--|--|
| <div>SPURS (50-14) – 92</div> <div>THUNDER (36-29) – 102</div> <div>Chesapeake Energy Arena</div> <div>Oklahoma City, OK</div> <div>3/9/17</div> <div>Game #64</div> <div>Away Game #35</div> <div></div> |    |    |    |    |     | <div>OKLAHOMA CITY – San Antonio fell to Oklahoma City 102-92 on 3/9 at Chesapeake Energy Arena. Playing on the second night of a back-to-back, the Spurs were without Tony Parker (back stiffness), Manu Ginobili (rest) and Kyle Anderson (right knee sprain). Kawhi Leonard logged his 92nd straight game in double figures as he registered a team-high 19 points (6-15 FG, 7-7 FT), 2 rebounds, 2 assists and a steal in just 26 minutes of action. Pau Gasol chipped in another 18 points (8-14 FG, 2-2 3FG), 7 rebounds and an assist in 23 minutes. The Silver and Black blocked 8 shots to the Thunder’s 3 and won the battle in the paint 46-40. Russell Westbrook posted his 31st triple double of the season with 23 points (7-21 FG, 8-9 FT), 13 rebounds and 13 assists along with 2 steals while Enes Kanter produced a double-double off the bench with 14 points (6-10 FG, 2-2 FT) and 10 rebounds for the Thunder. San Antonio is 1-1 on the series this season and these two teams will face off again on March 31 at Chesapeake Energy Arena.</div> |      |      |    |    |    |  |    |    |    |    |  |  |  |  |
| <div>SPURS</div> <div>Leonard – 19</div> <div>Dedmon – 8</div> <div>Green, Murray – 3</div>   |    |    |    |    |     | <div>STATS</div> <div>High Points</div> <div>High Rebounds</div> <div>High Assists</div>  |      |      |    |    |    | <div>THUNDER</div> <div>Westbrook – 23</div> <div>Westbrook – 13</div> <div>Westbrook – 13</div> |    |    |    |    |  |  |  |  |
| <div>BOX SCORE</div>  |    |    |    |    |     |   |      |      |    |    |    |  |    |    |    |    |  |  |  |  |
| Team  | 1  | 2  | 3  | 4  | F   | FG%   | 3FG% | FT%  | OR | DR | TR | AS   | PF | ST | TO | BS |  |  |  |  |
| SPURS   | 28 | 21 | 22 | 21 | 92  | 41.7  | 31.6 | 80.0 | 13 | 28 | 41 | 15   | 16 | 8  | 15 | 8  |  |  |  |  |
| THUNDER   | 29 | 27 | 26 | 20 | 102 | 46.6  | 30.0 | 66.7 | 15 | 33 | 48 | 23   | 22 | 10 | 11 | 3  |  |  |  |  |

|  |    |    |    |    |     |  |      |      |    |    |    |  |    |    |    |    |  |  |  |
|--|----|----|----|----|-----|--|------|------|----|----|----|--|----|----|----|----|--|--|--|
| <div>SPURS (58-17) – 100</div> <div>THUNDER (43-32) – 95</div> <div>Chesapeake Energy Arena</div> <div>Oklahoma City, OK</div> <div>3/31/17</div> <div>Game #75</div> <div>Away Game #38</div> <div></div> |    |    |    |    |     | <div>OKLAHOMA CITY – San Antonio defeated Oklahoma City 100-95 on 3/31 at Chesapeake Energy Arena to clinch the Southwest Division title for the 6th time in the last seven years, giving them their 22nd division title since joining the NBA. The Spurs trailed by as much as 21 points through the third quarter, but battled back to pull ahead in the fourth and finish out the game on top. Kawhi Leonard led the Silver and Black with 28 points (10-22 FG, 2-9 3FG, 6-8 FT), 8 rebounds, 3 steals, 2 assists and 2 blocks while LaMarcus Aldridge chipped in a double-double with his 14 points (5-14 FG, 4-6 FT), 10 rebounds, 3 blocks and 2 assists. San Antonio outscored Oklahoma City in fast break points 12-9 and blocked 11 shots to the Thunder's 3. For the home team, Russell Westbrook recorded his 39th triple-double of the season and led his team in each category as he posted a game-leading 32 points (8-22 FG, 2-7 3FG, 14-15 FT), 15 rebounds and game-best 12 assists in his 37 minutes of action. The Spurs finish out the series on top, going 2-1 against Oklahoma City this season.</div> |      |      |    |    |    |  |    |    |    |    |  |  |  |
| <div>SPURS</div> <div>Leonard – 28</div> <div>Aldridge – 10</div> <div>Ginobili – 8</div>  |    |    |    |    |     | <div>STATS</div> <div>High Points</div> <div>High Rebounds</div> <div>High Assists</div>   |      |      |    |    |    | <div>THUNDER</div> <div>Westbrook – 32</div> <div>Westbrook – 15</div> <div>Westbrook – 12</div> |    |    |    |    |  |  |  |
| <div>BOX SCORE</div>   |    |    |    |    |     |  |      |      |    |    |    |  |    |    |    |    |  |  |  |
| Team   | 1  | 2  | 3  | 4  | F   | FG%  | 3FG% | FT%  | OR | DR | TR | AS   | PF | ST | TO | BS |  |  |  |
| SPURS  | 16 | 25 | 30 | 29 | 100 | 43.5   | 33.3 | 63.0 | 13 | 28 | 41 | 23   | 23 | 8  | 14 | 11 |  |  |  |
| THUNDER  | 25 | 29 | 22 | 19 | 95  | 40.7   | 28.6 | 85.2 | 13 | 33 | 46 | 21   | 21 | 7  | 18 | 3  |  |  |  |



## NATIONAL BASKETBALL ASSOCIATION

## OFFICIAL SCORER'S REPORT

Tuesday, January 31, 2017 AT&T Center, San Antonio, TX  
 Officials: #34 Kevin Culler, #48 Scott Foster, #59 Gary Zbinden

Game Duration: 2:32  
 Attendance: 18,418 (Sellout)

VISITOR: Oklahoma City Thunder (25-21)

|    | POS               | MIN                    | FG | FGA | 3P | 3PA | FT | FTA | OR | DR | TOT | A  | PF | ST | TO | BS | +/- | PTS |
|----|-------------------|------------------------|----|-----|----|-----|----|-----|----|----|-----|----|----|----|----|----|-----|-----|
| 21 | Andre Roberson    | F 23:37                | 0  | 4   | 0  | 4   | 1  | 2   | 2  | 5  | 7   | 0  | 4  | 1  | 1  | 2  | -18 | 1   |
| 3  | Domonick Sabonis  | F 35:00                | 5  | 11  | 2  | 4   | 1  | 2   | 1  | 9  | 10  | 0  | 5  | 2  | 6  | 1  | -4  | 13  |
| 12 | Steven Adams      | C 33:44                | 7  | 13  | 0  | 0   | 2  | 4   | 5  | 8  | 11  | 2  | 4  | 1  | 2  | 1  | 8   | 18  |
| 5  | Victor Oladipo    | C 32:05                | 5  | 12  | 1  | 3   | 4  | 4   | 1  | 3  | 4   | 1  | 0  | 4  | 1  | 1  | -8  | 15  |
| 0  | Russell Westbrook | G 33:44                | 7  | 17  | 3  | 7   | 10 | 10  | 1  | 5  | 8   | 14 | 4  | 1  | 6  | 0  | 8   | 27  |
| 2  | Anthony Morrow    | 30:27                  | 3  | 12  | 1  | 6   | 4  | 4   | 1  | 0  | 1   | 0  | 3  | 2  | 1  | 0  | 7   | 11  |
| 77 | Joffrey Lauvergne | 15:49                  | 2  | 8   | 0  | 1   | 0  | 0   | 1  | 4  | 5   | 0  | 4  | 0  | 1  | 0  | -21 | 4   |
| 22 | Cameron Payne     | 18:45                  | 0  | 4   | 0  | 3   | 2  | 2   | 0  | 2  | 2   | 3  | 3  | 1  | 1  | 1  | -28 | 2   |
| 9  | Jerami Grant      | 11:27                  | 1  | 2   | 0  | 0   | 1  | 2   | 0  | 3  | 3   | 0  | 3  | 0  | 1  | 0  | -11 | 3   |
| 6  | Serraj Christian  | 5:22                   | 0  | 2   | 0  | 0   | 2  | 2   | 0  | 1  | 1   | 1  | 0  | 0  | 0  | 1  | -3  | 2   |
| 8  | Alex Abrines      | DNP - Coach's Decision |    |     |    |     |    |     |    |    |     |    |    |    |    |    |     |     |
| 4  | Nick Collison     | DNP - Coach's Decision |    |     |    |     |    |     |    |    |     |    |    |    |    |    |     |     |
| 15 | Kyle Singler      | DNP - Coach's Decision |    |     |    |     |    |     |    |    |     |    |    |    |    |    |     |     |
|    |                   | 240:00                 | 30 | 85  | 7  | 28  | 27 | 32  | 12 | 38 | 50  | 21 | 30 | 12 | 20 | 7  | -14 | 94  |

HOME: SAN ANTONIO SPURS (37-11)

|    | POS               | MIN | FG     | FGA    | 3P     | 3PA       | FT | FTA | OR                  | DR | TOT | A  | PF | ST | TO | BS | +/- | PTS |     |
|----|-------------------|-----|--------|--------|--------|-----------|----|-----|---------------------|----|-----|----|----|----|----|----|-----|-----|-----|
| 2  | Kawhi Leonard     | F   | 35:38  | 13     | 28     | 1         | 4  | 9   | 11                  | 1  | 7   | 8  | 4  | 0  | 0  | 3  | 2   | 4   | 38  |
| 12 | LaMarcus Aldridge | F   | 27:53  | 8      | 15     | 1         | 2  | 8   | 9                   | 1  | 5   | 8  | 0  | 4  | 0  | 3  | 3   | 4   | 25  |
| 3  | DeWayne Dedmon    | C   | 17:01  | 2      | 3      | 0         | 0  | 2   | 2                   | 6  | 8   | 0  | 4  | 0  | 3  | 1  | 1   | 0   | 8   |
| 14 | Danny Green       | G   | 23:48  | 2      | 8      | 2         | 5  | 0   | 0                   | 0  | 1   | 1  | 1  | 4  | 2  | 1  | 3   | 13  | 8   |
| 9  | Tony Parker       | G   | 25:20  | 0      | 3      | 0         | 1  | 3   | 4                   | 0  | 6   | 8  | 4  | 4  | 1  | 2  | 0   | 8   | 3   |
| 10 | David Lee         |     | 25:38  | 3      | 7      | 0         | 0  | 1   | 2                   | 2  | 5   | 7  | 0  | 2  | 0  | 2  | 1   | 2   | 7   |
| 8  | Patty Mills       |     | 15:47  | 2      | 4      | 2         | 2  | 2   | 0                   | 0  | 0   | 1  | 2  | 1  | 1  | 0  | 11  | 8   |     |
| 20 | Manu Ginobili     |     | 20:33  | 3      | 8      | 1         | 3  | 1   | 3                   | 0  | 2   | 2  | 4  | 2  | 1  | 1  | 1   | 10  | 8   |
| 30 | Joel Anthony      |     | 2:34   | 0      | 0      | 0         | 0  | 0   | 0                   | 0  | 0   | 0  | 0  | 0  | 0  | 0  | -2  | 0   | 0   |
| 42 | Davis Bertans     |     | 23:25  | 1      | 6      | 0         | 4  | 0   | 1                   | 2  | 3   | 5  | 1  | 0  | 1  | 1  | 1   | 21  | 2   |
| 17 | Jonathan Simmons  |     | 19:07  | 3      | 9      | 0         | 0  | 1   | 4                   | 2  | 4   | 8  | 1  | 2  | 3  | 1  | 1   | 7   | 7   |
| 5  | DeJaurio Murray   |     | 1:15   | 0      | 1      | 0         | 0  | 0   | 0                   | 0  | 0   | 0  | 0  | 1  | 0  | 0  | 0   | -4  | 0   |
| 1  | Kyle Anderson     |     | 2:04   | 0      | 0      | 0         | 0  | 0   | 0                   | 0  | 0   | 1  | 1  | 0  | 0  | 1  | 0   | -4  | 0   |
|    |                   |     | 240:00 | 37     | 88     | 7         | 21 | 27  | 38                  | 10 | 40  | 50 | 18 | 25 | 12 | 17 | 13  | 14  | 108 |
|    |                   |     | 43.0 % | 33.3 % | 71.1 % | TM REB: 8 |    |     | TOT TO: 17 (14 PTS) |    |     |    |    |    |    |    |     |     |     |

## SCORE BY PERIOD

|         | 1  | 2  | 3  | 4  | FINAL |
|---------|----|----|----|----|-------|
| Thunder | 17 | 28 | 33 | 19 | 84    |
| Spurs   | 31 | 21 | 27 | 29 | 108   |

Injuries: Thunder - Huestis, Kasper; Spurs - Forbes, Grant  
 Points in the Paint: Thunder 38 (1942), SPURS 44 (2243)  
 2nd Chance Points: Thunder 14 (411), SPURS 19 (410)  
 Fast Break Points: Thunder 18 (446), SPURS 8 (308)

Technical Fouls - Individual

Thunder (1): Green 9:34 4th

SPURS: NONE

Technical Fouls - Defensive Three Seconds

Thunder (1): Okafor 3:14

SPURS: NONE

Copyright (c) 2017 NBA Properties, INC. All Rights Reserved

## NATIONAL BASKETBALL ASSOCIATION

## OFFICIAL SCORER'S REPORT

Thursday, March 09, 2017 Chesapeake Energy Arena, Oklahoma City, OK  
 Officials: #39 Tyler Ford, #45 Brian Forte, #49 Tom Wethington

Game Duration: 2:15  
 Attendance: 18,203 (Sellout)

VISITOR: San Antonio Spurs (50-14)

|    | POS               | MIN                 | FG | FGA | 3P | 3PA | FT | FTA | OR | DR | TOT | A  | PF | ST | TO | BS | +/- | PTS |
|----|-------------------|---------------------|----|-----|----|-----|----|-----|----|----|-----|----|----|----|----|----|-----|-----|
| 2  | Kawhi Leonard     | F 28:22             | 8  | 15  | 0  | 2   | 7  | 7   | 1  | 1  | 2   | 2  | 2  | 1  | 2  | 0  | -1  | 19  |
| 12 | LaMarcus Aldridge | F 31:35             | 8  | 14  | 0  | 1   | 1  | 2   | 4  | 2  | 8   | 1  | 3  | 0  | 1  | 0  | -13 | 17  |
| 3  | DeWayne Dedmon    | C 19:18             | 3  | 8   | 0  | 0   | 2  | 2   | 3  | 5  | 8   | 1  | 2  | 0  | 2  | 0  | -2  | 8   |
| 14 | Danny Green       | G 28:08             | 3  | 5   | 2  | 4   | 1  | 1   | 0  | 2  | 2   | 3  | 2  | 2  | 4  | 2  | -4  | 9   |
| 5  | DeJaurio Murray   | G 24:03             | 2  | 6   | 0  | 1   | 0  | 0   | 1  | 5  | 8   | 3  | 2  | 0  | 1  | 1  | -18 | 4   |
| 8  | Patty Mills       | 22:09               | 2  | 7   | 1  | 4   | 0  | 0   | 0  | 0  | 0   | 0  | 1  | 1  | 1  | 1  | 0   | 5   |
| 18 | Pau Gasol         | 23:35               | 8  | 14  | 2  | 2   | 0  | 0   | 3  | 4  | 7   | 1  | 1  | 0  | 0  | 0  | -8  | 18  |
| 17 | Jonathan Simmons  | 18:11               | 1  | 5   | 0  | 0   | 4  | 8   | 0  | 0  | 0   | 2  | 2  | 3  | 1  | 0  | -1  | 6   |
| 10 | David Lee         | 11:23               | 0  | 3   | 0  | 0   | 1  | 2   | 1  | 1  | 2   | 1  | 0  | 1  | 1  | 2  | -4  | 1   |
| 11 | Bryn Forbes       | 16:10               | 1  | 4   | 0  | 2   | 0  | 0   | 0  | 2  | 2   | 1  | 0  | 0  | 2  | 0  | -10 | 2   |
| 42 | Davis Bertans     | 14:20               | 1  | 5   | 1  | 3   | 0  | 0   | 0  | 4  | 4   | 0  | 0  | 0  | 0  | 1  | 3   | 3   |
| 30 | Joel Anthony      | 4:48                | 0  | 0   | 0  | 0   | 0  | 0   | 0  | 2  | 2   | 0  | 1  | 0  | 0  | 1  | 8   | 0   |
| 9  | Tony Parker       | DND - Back Sickness |    |     |    |     |    |     |    |    |     |    |    |    |    |    |     |     |
|    |                   | 240:00              | 35 | 84  | 6  | 19  | 18 | 20  | 13 | 28 | 41  | 15 | 18 | 8  | 15 | 8  | -10 | 92  |

HOME: OKLAHOMA CITY THUNDER (38-29)

| POS   | MIN                    | FG | FGA | 3P | 3PA | FT | FTA | OR | DR | TOT | A  | PF | ST | TO | BS | +/- | PTS |
|---|------------------------|----|-----|----|-----|----|-----|----|----|-----|----|----|----|----|----|-----|-----|
| 21 Andre Roberson                                     | F 27:02                | 3  | 4   | 0  | 1   | 1  | 2   | 2  | 3  | 5   | 1  | 2  | 2  | 1  | 1  | 1   | 7   |
| 22 Taj Gibson   | F 22:20                | 3  | 7   | 0  | 0   | 1  | 2   | 0  | 3  | 3   | 0  | 3  | 0  | 2  | 1  | -5  | 7   |
| 12 Steven Adams                                       | C 29:01                | 5  | 8   | 0  | 0   | 1  | 5   | 3  | 8  | 0   | 2  | 1  | 1  | 0  | 3  | 11  |     |
| 5 Victor Oladipo                                      | G 27:33                | 8  | 15  | 3  | 4   | 1  | 1   | 0  | 4  | 4   | 3  | 2  | 1  | 1  | 0  | 5   | 20  |
| 0 Russell Westbrook                                   | G 35:08                | 7  | 21  | 1  | 6   | 8  | 9   | 3  | 10 | 13  | 13 | 2  | 2  | 3  | 0  | 12  | 23  |
| 8 Alex Abrines  | 12:03                  | 1  | 6   | 1  | 5   | 0  | 0   | 1  | 2  | 3   | 0  | 1  | 2  | 0  | 0  | -1  | 3   |
| 11 Ernie Kasper                                       | 24:20                  | 8  | 10  | 0  | 0   | 2  | 2   | 6  | 4  | 10  | 0  | 2  | 0  | 2  | 0  | 15  | 14  |
| 3 Domonick Sabonis                                    | 20:19                  | 3  | 8   | 0  | 1   | 0  | 0   | 0  | 2  | 2   | 2  | 5  | 0  | 1  | 1  | 7   | 8   |
| 6 Serraj Christian                                    | 18:54                  | 0  | 0   | 0  | 0   | 0  | 0   | 0  | 1  | 1   | 3  | 1  | 2  | 0  | 0  | 7   | 0   |
| 25 Doug McDermott                                     | 21:31                  | 5  | 10  | 1  | 3   | 0  | 0   | 0  | 0  | 0   | 1  | 1  | 0  | 0  | 0  | 5   | 11  |
| 9 Jerami Grant  | 1:49                   | 0  | 0   | 0  | 0   | 0  | 0   | 0  | 1  | 1   | 0  | 1  | 0  | 0  | 0  | 1   | 0   |
| 30 Norke Cole   | DNP - Coach's Decision |    |     |    |     |    |     |    |    |     |    |    |    |    |    |     |     |
| 4 Nick Collison                                       | DNP - Coach's Decision |    |     |    |     |    |     |    |    |     |    |    |    |    |    |     |     |
| 240:00 41 89 6 20 14 21 15 33 48 23 22 10 11 3 10 102 |                        |    |     |    |     |    |     |    |    |     |    |    |    |    |    |     |     |
| 48.1 % 30.0 % 88.7 % TM REB: 13 TOT TO: 11 (12 PTS)   |                        |    |     |    |     |    |     |    |    |     |    |    |    |    |    |     |     |

## SCORE BY PERIOD

|         | 1  | 2  | 3  | 4  | FINAL |
|---------|----|----|----|----|-------|
| Spurs   | 28 | 21 | 22 | 21 | 82    |
| Thunder | 29 | 27 | 26 | 20 | 102   |

Injuries: Spurs - Anderson, Ginobili; Thunder - Huestis, Singler  
 Points in the Paint: Spurs 48 (2348), THUNDER 40 (2042)  
 2nd Chance Points: Spurs 18 (715), THUNDER 17 (417)  
 Fast Break Points: Spurs 8 (24), THUNDER 12 (48)

Technical Fouls - Individual

Spurs (1): Green 7:27 3rd

THUNDER (1): Adams 7:37 1st

Copyright (c) 2017 NBA Properties, INC. All Rights Reserved

## NATIONAL BASKETBALL ASSOCIATION

## OFFICIAL SCORER'S REPORT

Friday, March 31, 2017 Chesapeake Energy Arena, Oklahoma City, OK  
 Officials: #58 Mark Ayotte, #61 Courtney Kirkland, #8 Marc Davis

Game Duration: 2:23  
 Attendance: 18,203 (Sellout)

VISITOR: San Antonio Spurs (58-17)

|    | POS               | MIN                    | FG     | FGA    | 3P    | 3PA    | FT         | FTA | OR | DR | TOT | A                   | PF | ST | TO | BS | +/- | PTS |  |
|----|-------------------|------------------------|--------|--------|-------|--------|------------|-----|----|----|-----|---------------------|----|----|----|----|-----|-----|--|
| 2  | Kawhi Leonard     | F 38:08                | 10     | 22     | 2     | 9      | 8          | 8   | 2  | 6  | 8   | 2                   | 2  | 3  | 0  | 2  | 13  | 28  |  |
| 12 | LaMarcus Aldridge | F 36:38                | 5      | 14     | 0     | 1      | 4          | 8   | 5  | 5  | 10  | 2                   | 5  | 1  | 2  | 3  | 2   | 14  |  |
| 3  | DeWayne Dedmon    | C 10:28                | 0      | 0      | 0     | 0      | 1          | 2   | 0  | 0  | 0   | 0                   | 1  | 1  | 1  | 1  | -14 | 1   |  |
| 14 | Danny Green       | G 17:41                | 1      | 8      | 0     | 4      | 0          | 0   | 0  | 1  | 1   | 0                   | 1  | 1  | 1  | 1  | -19 | 2   |  |
| 9  | Tony Parker       | G 23:24                | 4      | 11     | 0     | 2      | 0          | 2   | 0  | 1  | 1   | 2                   | 2  | 0  | 3  | 0  | -16 | 8   |  |
| 18 | Pau Gasol         | 28:20                  | 5      | 10     | 2     | 2      | 5          | 8   | 1  | 3  | 4   | 4                   | 3  | 0  | 1  | 2  | 14  | 17  |  |
| 20 | Manu Ginobili     | 28:49                  | 3      | 7      | 2     | 4      | 0          | 1   | 0  | 4  | 4   | 8                   | 3  | 0  | 1  | 1  | 28  | 8   |  |
| 8  | Patty Mills       | 24:36                  | 3      | 8      | 3     | 5      | 1          | 2   | 0  | 3  | 3   | 2                   | 2  | 0  | 1  | 0  | 21  | 10  |  |
| 10 | David Lee         | 20:36                  | 4      | 7      | 0     | 0      | 0          | 0   | 5  | 3  | 8   | 3                   | 2  | 2  | 3  | 0  | 8   | 8   |  |
| 1  | Kyle Anderson     | 9:54                   | 2      | 2      | 0     | 0      | 0          | 0   | 0  | 2  | 2   | 0                   | 2  | 0  | 0  | 0  | -8  | 4   |  |
| 17 | Jonathan Simmons  | 3:30                   | 0      | 0      | 0     | 0      | 0          | 0   | 0  | 0  | 0   | 0                   | 0  | 0  | 0  | 0  | -2  | 0   |  |
| 42 | Davis Bertans     | DNP - Coach's Decision |        |        |       |        |            |     |    |    |     |                     |    |    |    |    |     |     |  |
| 11 | Byron Forbes      | DNP - Coach's Decision |        |        |       |        |            |     |    |    |     |                     |    |    |    |    |     |     |  |
|    |                   | 240:00                 | 37     | 85     | 9     | 27     | 17         | 27  | 13 | 28 | 41  | 23                  | 23 | 8  | 13 | 11 | 5   | 100 |  |
|    |                   |                        | 43.5 % | 33.3 % | 9.3 % | 83.0 % | TM REB: 12 |     |    |    |     | TOT TO: 14 (20 PTS) |    |    |    |    |     |     |  |



|   |                                |
|---|--------------------------------|
| <b>2016-17 REGULAR SEASON SERIES:</b>   | Spurs 2, Trail Blazers 2       |
| <b>ALL-TIME SERIES VS. BLAZERS:</b>     | 82-81 (52-30 home, 30-51 road) |
| <b>MOST RECENT PLAYOFF MEETING:</b>     | 2014 WC Semis, Won 4-1         |
| <b>ALL-TIME PLAYOFF SERIES VS. POR:</b> | 14-6                           |

## TRAIL BLAZERS PLAYOFF ROSTER

| NO. | PLAYER           | POS. | HT.  | WT. | DOB      | FROM               | YRS. |
|-----|------------------|------|------|-----|----------|--------------------|------|
| 0   | Damian Lillard   | G    | 6-3  | 195 | 07/15/90 | Weber State        | 4    |
| 1   | Evan Turner      | G/F  | 6-7  | 220 | 10/27/88 | Ohio State         | 6    |
| 3   | C.J. McCollum    | G    | 6-3  | 190 | 09/19/91 | Lehigh             | 3    |
| 4   | Maurice Harkless | F    | 6-9  | 220 | 05/11/93 | St. John's         | 4    |
| 5   | Pat Connaughton  | G/F  | 6-5  | 210 | 01/06/93 | Notre Dame         | 1    |
| 6   | Shabazz Napier   | G    | 6-1  | 175 | 07/14/91 | Connecticut        | 2    |
| 8   | Al-Farouq Aminu  | F    | 6-9  | 220 | 09/21/90 | Wake Forest        | 6    |
| 10  | Jake Layman      | F    | 6-9  | 210 | 03/07/94 | Maryland           | R    |
| 11  | Meyers Leonard   | F/C  | 7-1  | 255 | 02/27/92 | Illinois           | 4    |
| 17  | Ed Davis         | F    | 6-10 | 245 | 06/05/89 | North Carolina     | 6    |
| 21  | Noah Vonleh      | F    | 6-9  | 245 | 08/24/95 | Indiana            | 2    |
| 23  | Allen Crabbe     | G    | 6-6  | 215 | 04/09/92 | California         | 3    |
| 27  | Jusuf Nurkic     | C    | 7-0  | 280 | 08/23/94 | Bosnia Herzegovina | 2    |
| 31  | Festus Ezeli     | C    | 6-11 | 265 | 10/21/89 | Vanderbilt         | 3    |
| 55  | Tim Quarterman   | G    | 6-6  | 190 | 10/27/94 | LSU                | R    |



### HEAD COACH

Terry Stotts  
(Oklahoma)

### ASSISTANT COACHES

David Vanterpool (St. Bonaventure)  
Nate Tibbetts (South Dakota)  
Dale Osbourne (South Alabama)  
Jim Moran (William & Mary)  
John McCullough (Oklahoma)

### DIRECTOR OF PLAYER HEALTH AND PERFORMANCE

Chris Stackpole (Boston U.)

### ATHLETIC TRAINER

Geoff Clark (Oregon State)

|               | -FIELD GOALS- |    |     |     |     |      | -3-POINT FG-- |     |       | -FREE THROWS- |     |       | --REBOUNDS-- |     |     |     |    |    |     |    |     |     |       |  |
|---------------|---------------|----|-----|-----|-----|------|---------------|-----|-------|---------------|-----|-------|--------------|-----|-----|-----|----|----|-----|----|-----|-----|-------|--|
| PLAYER        | G             | GS | MIN | FG  | FGA | PCT  | FG            | FGA | PCT   | FT            | FTA | PCT   | OFF          | DEF | TOT | AST | PF | DQ | STL | TO | BLK | PTS | AVG   |  |
| Leonard       | 3             | 3  | 88  | 29  | 47  | .617 | 10            | 16  | .625  | 17            | 18  | .944  | 0            | 12  | 12  | 8   | 6  | 0  | 5   | 6  | 3   | 85  | 28.3  |  |
| Parker        | 2             | 2  | 42  | 12  | 22  | .545 | 1             | 1   | 1.000 | 5             | 7   | .714  | 0            | 4   | 4   | 9   | 2  | 0  | 0   | 0  | 0   | 30  | 15.0  |  |
| Aldridge      | 4             | 4  | 116 | 23  | 53  | .434 | 0             | 2   | .000  | 11            | 11  | 1.000 | 11           | 20  | 31  | 11  | 5  | 0  | 3   | 3  | 2   | 57  | 14.3  |  |
| Mills         | 4             | 1  | 103 | 17  | 28  | .607 | 9             | 17  | .529  | 4             | 5   | .800  | 1            | 7   | 8   | 16  | 8  | 0  | 4   | 9  | 0   | 47  | 11.8  |  |
| Ginobili      | 3             | 0  | 53  | 10  | 20  | .500 | 6             | 11  | .545  | 6             | 8   | .750  | 1            | 7   | 8   | 9   | 5  | 0  | 2   | 8  | 0   | 32  | 10.7  |  |
| Gasol         | 3             | 1  | 59  | 11  | 31  | .355 | 3             | 3   | 1.000 | 4             | 4   | 1.000 | 5            | 20  | 25  | 5   | 6  | 0  | 2   | 3  | 2   | 29  | 9.7   |  |
| Simmons       | 4             | 0  | 65  | 13  | 26  | .500 | 2             | 5   | .400  | 8             | 11  | .727  | 2            | 5   | 7   | 8   | 6  | 0  | 0   | 1  | 2   | 36  | 9.0   |  |
| Green         | 4             | 4  | 113 | 11  | 28  | .393 | 9             | 21  | .429  | 0             | 0   | ---   | 0            | 9   | 9   | 3   | 8  | 0  | 2   | 8  | 4   | 31  | 7.8   |  |
| Lee           | 4             | 0  | 84  | 13  | 22  | .591 | 0             | 0   | ---   | 5             | 9   | .556  | 12           | 14  | 26  | 5   | 4  | 0  | 1   | 5  | 2   | 31  | 7.8   |  |
| Murray        | 2             | 1  | 26  | 5   | 12  | .417 | 1             | 2   | .500  | 0             | 0   | ---   | 1            | 2   | 3   | 2   | 1  | 0  | 2   | 3  | 0   | 11  | 5.5   |  |
| Dedmon        | 4             | 3  | 82  | 6   | 11  | .545 | 0             | 0   | ---   | 4             | 6   | .667  | 10           | 18  | 28  | 3   | 11 | 0  | 0   | 2  | 4   | 16  | 4.0   |  |
| Anderson      | 4             | 1  | 80  | 5   | 15  | .333 | 0             | 3   | .000  | 2             | 2   | 1.000 | 3            | 14  | 17  | 4   | 3  | 0  | 4   | 5  | 1   | 12  | 3.0   |  |
| Forbes        | 3             | 0  | 23  | 2   | 6   | .333 | 1             | 3   | .333  | 0             | 0   | ---   | 0            | 1   | 1   | 2   | 2  | 0  | 0   | 3  | 0   | 5   | 1.7   |  |
| Bertans       | 3             | 0  | 23  | 1   | 5   | .200 | 0             | 4   | .000  | 0             | 0   | ---   | 1            | 1   | 2   | 1   | 3  | 0  | 1   | 0  | 2   | 2   | 0.7   |  |
| Laprovittola  | 1             | 0  | 2   | 0   | 1   | .000 | 0             | 1   | .000  | 0             | 0   | ---   | 0            | 0   | 0   | 0   | 0  | 0  | 1   | 1  | 0   | 0   | 0.0   |  |
| SPURS         | 4             | -  | 960 | 158 | 327 | .483 | 42            | 89  | .472  | 66            | 81  | .815  | 47           | 134 | 181 | 86  | 70 | 0  | 27  | 58 | 22  | 424 | 106.0 |  |
| TRAIL BLAZERS | 4             | -  | 960 | 145 | 326 | .445 | 39            | 100 | .390  | 64            | 80  | .800  | 32           | 107 | 139 | 79  | 75 | 0  | 34  | 48 | 9   | 393 | 98.3  |  |

|               | -- SINGLE-GAME HIGHS -- |     |     |    |    |    |     | ----- AVERAGE PER GAME ----- |      |      |      |      |      |       | ----- CAREER HIGHS (C=SET T=TIED THIS SEASON) ----- |     |     |     |     |     |     |
|---------------|-------------------------|-----|-----|----|----|----|-----|------------------------------|------|------|------|------|------|-------|---|-----|-----|-----|-----|-----|-----|
| PLAYER        | MIN                     | REB | AST | ST | TO | BL | PTS | MIN                          | REB  | AST  | STL  | TO   | BLK  | PTS   | FG  | FGA | FT  | FTA | REB | AST | PTS |
| Leonard       | 37                      | 9   | 6   | 3  | 2  | 2  | 34  | 29.5                         | 4.0  | 2.7  | 1.67 | 2.0  | 1.00 | 28.3  | 12C   | 21C | 10C | 10C | 10  | 6C  | 34C |
| Parker        | 22                      | 2   | 5   | 0  | 0  | 0  | 18  | 21.1                         | 2.0  | 4.5  | 0.00 | 0.0  | 0.00 | 15.0  | 17  | 27  | 7   | 12  | 7   | 16  | 39  |
| Aldridge      | 37                      | 14  | 6   | 3  | 3  | 1  | 19  | 29.1                         | 7.8  | 2.8  | 0.75 | 0.8  | 0.50 | 14.3  | 9T  | 24C | 5   | 6   | 14C | 6C  | 23  |
| Mills         | 37                      | 3   | 6   | 2  | 3  | 0  | 23  | 25.8                         | 2.0  | 4.0  | 1.00 | 2.3  | 0.00 | 11.8  | 13  | 26  | 4C  | 5C  | 4   | 6C  | 29  |
| Ginobili      | 20                      | 7   | 6   | 2  | 3  | 0  | 14  | 17.6                         | 2.7  | 3.0  | 0.67 | 2.7  | 0.00 | 10.7  | 10  | 18  | 11  | 12  | 7T  | 8   | 30  |
| Gasol         | 23                      | 13  | 3   | 1  | 2  | 1  | 12  | 19.8                         | 8.3  | 1.7  | 0.67 | 1.0  | 0.67 | 9.7   | 11  | 21  | 11  | 12  | 16  | 14  | 26  |
| Simmons       | 30                      | 4   | 3   | 0  | 1  | 2  | 19  | 16.3                         | 1.8  | 2.0  | 0.00 | 0.3  | 0.50 | 9.0   | 5C  | 12C | 7C  | 8C  | 4C  | 3C  | 19C |
| Green         | 31                      | 4   | 2   | 1  | 3  | 1  | 18  | 28.2                         | 2.3  | 0.8  | 0.50 | 2.0  | 1.00 | 7.8   | 9   | 21  | 7   | 9   | 10  | 3   | 27  |
| Lee           | 28                      | 9   | 2   | 1  | 3  | 2  | 12  | 21.0                         | 6.5  | 1.3  | 0.25 | 1.3  | 0.50 | 7.8   | 13  | 21  | 9   | 9   | 20  | 6   | 29  |
| Murray        | 20                      | 3   | 1   | 1  | 3  | 0  | 9   | 13.0                         | 1.5  | 1.0  | 1.00 | 1.5  | 0.00 | 5.5   | 4C  | 8C  | 0C  | 0C  | 3C  | 1C  | 9C  |
| Dedmon        | 27                      | 8   | 2   | 0  | 1  | 2  | 6   | 20.4                         | 7.0  | 0.8  | 0.00 | 0.5  | 1.00 | 4.0   | 2C  | 4C  | 2C  | 2T  | 8T  | 2C  | 6C  |
| Anderson      | 28                      | 8   | 3   | 3  | 2  | 1  | 6   | 19.9                         | 4.3  | 1.0  | 1.00 | 1.3  | 0.25 | 3.0   | 6   | 7   | 3   | 5   | 9   | 4   | 15  |
| Forbes        | 12                      | 1   | 2   | 0  | 2  | 0  | 3   | 7.8                          | 0.3  | 0.7  | 0.00 | 1.0  | 0.00 | 1.7   | 1C  | 4C  | 0C  | 0C  | 1C  | 2C  | 3C  |
| Bertans       | 13                      | 2   | 1   | 1  | 0  | 2  | 2   | 7.6                          | 0.7  | 0.3  | 0.33 | 0.0  | 0.67 | 0.7   | 1C  | 4C  | 0C  | 0C  | 2C  | 1C  | 2C  |
| Laprovittola  | 2                       | 0   | 0   | 1  | 1  | 0  | 0   | 2.3                          | 0.0  | 0.0  | 1.00 | 1.0  | 0.00 | 0.0   | 0C  | 1C  | 0C  | 0C  | 0C  | 0C  | 0C  |
| SPURS         | 240                     | 48  | 28  | 9  | 17 | 9  | 110 | 240.0                        | 45.3 | 21.5 | 6.75 | 14.5 | 5.50 | 106.0 | 56  | 109 | 42  | 55  | 61  | 39  | 141 |
| TRAIL BLAZERS | 240                     | 42  | 21  | 10 | 17 | 3  | 110 | 240.0                        | 34.8 | 19.8 | 8.50 | 12.0 | 2.25 | 98.3  | 59  | 110 | 39  | 50  | 63  | 42  | 150 |

| PLAYER        | G | GS | MIN | -FIELD GOALS- |     |       | -3-POINT FG-- |     |      | -FREE THROWS- |     |       | --REBOUNDS-- |     |     |     | PF | DQ | STL | TO | BLK | PTS | AVG   |
|---------------|---|----|-----|---------------|-----|-------|---------------|-----|------|---------------|-----|-------|--------------|-----|-----|-----|----|----|-----|----|-----|-----|-------|
|               |   |    |     | FG            | FGA | PCT   | FG            | FGA | PCT  | FT            | FTA | PCT   | OFF          | DEF | TOT | AST |    |    |     |    |     |     |       |
| Lillard       | 2 | 2  | 72  | 19            | 41  | .463  | 4             | 13  | .308 | 10            | 11  | .909  | 1            | 7   | 8   | 14  | 3  | 0  | 3   | 4  | 0   | 52  | 26.0  |
| McCollum      | 3 | 3  | 103 | 23            | 51  | .451  | 6             | 14  | .429 | 19            | 20  | .950  | 4            | 8   | 12  | 8   | 5  | 0  | 4   | 7  | 0   | 71  | 23.7  |
| Napier        | 3 | 1  | 68  | 15            | 35  | .429  | 5             | 15  | .333 | 10            | 11  | .909  | 2            | 9   | 11  | 9   | 4  | 0  | 1   | 6  | 1   | 45  | 15.0  |
| Turner        | 2 | 1  | 57  | 10            | 28  | .357  | 1             | 4   | .250 | 3             | 3   | 1.000 | 1            | 6   | 7   | 10  | 4  | 0  | 2   | 3  | 0   | 24  | 12.0  |
| Crabbe        | 3 | 1  | 98  | 13            | 23  | .565  | 5             | 9   | .556 | 0             | 0   | ---   | 0            | 4   | 4   | 4   | 6  | 0  | 5   | 4  | 0   | 31  | 10.3  |
| Nurkic (TOT)  | 4 | 1  | 92  | 16            | 35  | .457  | 0             | 0   | ---  | 5             | 16  | .313  | 9            | 15  | 24  | 5   | 11 | 0  | 5   | 7  | 3   | 37  | 9.3   |
| Nurkic (POR)  | 1 | 1  | 35  | 7             | 18  | .389  | 0             | 0   | ---  | 2             | 5   | .400  | 3            | 6   | 9   | 3   | 3  | 0  | 4   | 5  | 1   | 16  | 16.0  |
| Plumlee       | 2 | 2  | 42  | 5             | 10  | .500  | 0             | 0   | ---  | 7             | 10  | .700  | 1            | 9   | 10  | 7   | 3  | 0  | 1   | 1  | 1   | 17  | 8.5   |
| Leonard       | 4 | 1  | 81  | 12            | 21  | .571  | 8             | 12  | .667 | 0             | 0   | ---   | 1            | 12  | 13  | 0   | 9  | 0  | 1   | 1  | 1   | 32  | 8.0   |
| Vonleh        | 4 | 2  | 90  | 12            | 17  | .706  | 0             | 0   | ---  | 7             | 8   | .875  | 9            | 14  | 23  | 4   | 8  | 0  | 1   | 1  | 0   | 31  | 7.8   |
| Harkless      | 3 | 3  | 81  | 10            | 19  | .526  | 3             | 6   | .500 | 0             | 4   | .000  | 3            | 1   | 4   | 4   | 13 | 0  | 5   | 4  | 2   | 23  | 7.7   |
| Connaughton   | 3 | 1  | 49  | 7             | 12  | .583  | 4             | 5   | .800 | 0             | 0   | ---   | 0            | 6   | 6   | 4   | 3  | 0  | 1   | 2  | 0   | 18  | 6.0   |
| Aminu         | 4 | 2  | 113 | 5             | 26  | .192  | 3             | 16  | .188 | 6             | 7   | .857  | 4            | 16  | 20  | 7   | 6  | 0  | 4   | 2  | 19  | 4.8 |       |
| Davis         | 2 | 0  | 19  | 4             | 4   | 1.000 | 0             | 0   | ---  | 0             | 0   | ---   | 1            | 2   | 3   | 1   | 6  | 0  | 0   | 1  | 0   | 8   | 4.0   |
| Layman        | 3 | 0  | 34  | 2             | 16  | .125  | 0             | 4   | .000 | 0             | 0   | ---   | 2            | 2   | 4   | 1   | 1  | 0  | 1   | 1  | 1   | 4   | 1.3   |
| Quarterman    | 3 | 0  | 19  | 1             | 5   | .200  | 0             | 2   | .000 | 0             | 1   | .000  | 0            | 5   | 5   | 3   | 1  | 0  | 1   | 2  | 0   | 2   | 0.7   |
| TRAIL BLAZERS | 4 | -  | 960 | 145           | 326 | .445  | 39            | 100 | .390 | 64            | 80  | .800  | 32           | 107 | 139 | 79  | 75 | 0  | 34  | 48 | 9   | 393 | 98.3  |
| SPURS         | 4 | -  | 960 | 158           | 327 | .483  | 42            | 89  | .472 | 66            | 81  | .815  | 47           | 134 | 181 | 86  | 70 | 0  | 27  | 58 | 22  | 424 | 106.0 |

|               | -- SINGLE-GAME HIGHS -- |     |     |    |    |    |      | ----- AVERAGE PER GAME ----- |      |      |      |      |      |       | ----- CAREER HIGHS (C=SET, T=TIED THIS SEASON) ----- |     |     |     |     |     |     |
|---------------|-------------------------|-----|-----|----|----|----|------|------------------------------|------|------|------|------|------|-------|--|-----|-----|-----|-----|-----|-----|
| PLAYER        | MIN                     | REB | AST | ST | TO | BL | PTS  | MIN                          | REB  | AST  | STL  | TO   | BLK  | PTS   | FG   | FGA | FT  | FTA | REB | AST | PTS |
| Lillard       | 37                      | 5   | 10  | 2  | 2  | 0  | 36   | 35.8                         | 4.0  | 7.0  | 1.50 | 2.0  | 0.00 | 26.0  | 16   | 29  | 9C  | 9C  | 10  | 10C | 43  |
| McCollum      | 39                      | 6   | 4   | 2  | 3  | 0  | 29   | 34.2                         | 4.0  | 2.7  | 1.33 | 2.3  | 0.00 | 23.7  | 10T  | 21  | 8C  | 8C  | 7   | 4C  | 29C |
| Napier        | 37                      | 6   | 5   | 1  | 4  | 1  | 32   | 22.6                         | 3.7  | 3.0  | 0.33 | 2.0  | 0.33 | 15.0  | 9C   | 20C | 10C | 11C | 6C  | 5T  | 32C |
| Turner        | 29                      | 4   | 7   | 1  | 3  | 0  | 16   | 28.5                         | 3.5  | 5.0  | 1.00 | 1.5  | 0.00 | 12.0  | 9  | 21  | 4   | 4   | 12  | 7T  | 20  |
| Crabbe        | 35                      | 2   | 2   | 2  | 0  | 11 | 32.8 | 1.3                          | 1.3  | 1.67 | 1.3  | 0.00 | 10.3 | 5C    | 9C   | 4   | 4   | 3   | 2C  | 11C |     |
| Nurkic (TOT)  | 35                      | 9   | 3   | 4  | 5  | 1  | 16   | 23.1                         | 6.0  | 1.3  | 1.25 | 1.8  | 0.75 | 9.3   | 10   | 18T | 4   | 5T  | 10  | 3C  | 21  |
| Nurkic (POR)  | 35                      | 9   | 3   | 4  | 5  | 1  | 16   | 34.5                         | 9.0  | 3.0  | 4.00 | 5.0  | 1.00 | 16.0  |  |     |     |     |     |     |     |
| Plumlee       | 27                      | 5   | 6   | 1  | 1  | 1  | 9    | 20.8                         | 5.0  | 3.5  | 0.50 | 0.5  | 0.50 | 8.5   | 6  | 11  | 6T  | 9   | 13  | 6C  | 15  |
| Leonard       | 34                      | 6   | 0   | 1  | 1  | 1  | 16   | 20.2                         | 3.3  | 0.0  | 0.25 | 0.3  | 0.25 | 8.0   | 6C   | 11C | 2   | 2   | 8   | 2   | 16C |
| Vonleh        | 37                      | 11  | 3   | 1  | 1  | 0  | 12   | 22.5                         | 5.8  | 1.0  | 0.25 | 0.3  | 0.00 | 7.8   | 6C   | 9C  | 4C  | 4C  | 11C | 3C  | 12C |
| Harkless      | 34                      | 2   | 3   | 3  | 2  | 1  | 12   | 27.2                         | 1.3  | 1.3  | 1.67 | 1.3  | 0.67 | 7.7   | 8  | 21  | 3   | 4T  | 10  | 3C  | 18  |
| Connaughton   | 35                      | 4   | 3   | 1  | 1  | 0  | 15   | 16.3                         | 2.0  | 1.3  | 0.33 | 0.7  | 0.00 | 6.0   | 6C   | 10C | 0T  | 0T  | 4C  | 3C  | 15C |
| Aminu         | 31                      | 8   | 3   | 2  | 3  | 2  | 6    | 28.2                         | 5.0  | 1.8  | 1.00 | 1.0  | 0.50 | 4.8   | 8  | 16  | 2T  | 3T  | 13  | 4   | 17  |
| Davis         | 13                      | 2   | 1   | 0  | 1  | 0  | 4    | 9.7                          | 1.5  | 0.5  | 0.00 | 0.5  | 0.00 | 4.0   | 7  | 11  | 3   | 7   | 14  | 4   | 15  |
| Layman        | 29                      | 4   | 1   | 1  | 1  | 1  | 4    | 11.5                         | 1.3  | 0.3  | 0.33 | 0.3  | 0.33 | 1.3   | 2C   | 15C | 0C  | 0C  | 4C  | 1C  | 4C  |
| Quarterman    | 14                      | 4   | 2   | 1  | 1  | 0  | 2    | 6.4                          | 1.7  | 1.0  | 0.33 | 0.7  | 0.00 | 0.7   | 1C   | 5C  | 0C  | 1C  | 4C  | 2C  | 2C  |
| TRAIL BLAZERS | 240                     | 42  | 21  | 10 | 17 | 3  | 110  | 240.0                        | 34.8 | 19.8 | 8.50 | 12.0 | 2.25 | 98.3  | 59   | 110 | 39  | 50  | 63  | 42  | 150 |
| SPURS         | 240                     | 48  | 28  | 9  | 17 | 9  | 110  | 240.0                        | 45.3 | 21.5 | 6.75 | 14.5 | 5.50 | 106.0 | 56   | 109 | 42  | 55  | 61  | 39  | 141 |


# SEASON SERIES VS. BLAZERS



## SPURS (24-6) – 110 TRAIL BLAZERS (13-19) – 90

Moda Center  
Portland, OR

12/23/16  
Game #30  
Away Game #18



**PORTLAND** – On the second night of a back-to-back, the Spurs defeated the Trail Blazers 110-90 on 12/23 at Moda Center. San Antonio played without Pau Gasol, Manu Ginobili and Tony Parker, who were all out on rest. Kawhi Leonard led the team in scoring as he tallied 33 points (9-15 FG, 5-7 3FG, 10-10 FT) to become the first Spur since David Robinson in 1995 to have at least eight games with 30 points or more before January 1. LaMarcus Aldridge chipped in a double-double of 18 points (7-18 FG, 4-4 FT) and a game-high 14 rebounds as well as a team-leading 6 assists. Patty Mills led the Silver and Black reserves with 23 points (7-9 FG, 5-7 3FG, 4-5 FT), 5 assists, 3 rebounds and 2 steals. The Spurs shot season-highs of 60.0% from beyond the arc and 95.2% from the charity stripe. In the loss, Damian Lillard logged a double-double of 16 points (7-19 FG, 1-2 FT) and 10 assists as well as 5 boards and a steal. They will play again on December 30 at the AT&T Center.

### SPURS

Leonard – 33  
Aldridge – 14  
Aldridge – 6

### STATS

High Points  
High Rebounds  
High Assists

### TRAIL BLAZERS

McCollum, Leonard, Lillard – 16  
McCollum – 6  
Lillard – 10


### BOX SCORE

| Team          | 1  | 2  | 3  | 4  | F   | FG%  | 3FG% | FT%  | OR | DR | TR | AS | PF | ST | TO | BS |
|---------------|----|----|----|----|-----|------|------|------|----|----|----|----|----|----|----|----|
| SPURS         | 27 | 30 | 30 | 23 | 110 | 50.0 | 60.0 | 95.2 | 13 | 32 | 45 | 19 | 17 | 9  | 12 | 3  |
| TRAIL BLAZERS | 27 | 18 | 27 | 18 | 90  | 44.3 | 40.0 | 50.0 | 10 | 23 | 33 | 21 | 19 | 8  | 15 | 2  |

## SPURS (27-6) – 110 TRAIL BLAZERS (14-21) – 94

AT&T Center  
San Antonio, TX

12/30/16  
Game #33  
Home Game #15



**SAN ANTONIO** – The Silver and Black bested the Trail Blazers 110-94 on 12/30 at the AT&T Center to improve to 27-6 on the season, which is the second best start in franchise history through the first 33 games. San Antonio trailed by as much as 13 points in the first half of play, but a Manu Ginobili three-point shot with 3:49 to go in the third quarter put the Spurs up by two and they continued to expand their lead for the rest of the game. There were five Spurs in double figures, led by Jonathon Simmons who tallied 19 points (5-12 FG, 2-4 3 FG, 7-8 FT), 3 rebounds, 2 assists and 2 blocked shots in his 29 minutes of action. Danny Green and Tony Parker each tacked on 18 points while Kyle Anderson and Dewayne Dedmon each grabbed 8 boards. CJ McCollum led the visitors in scoring by producing a game-high 29 points (10-19 FG, 1-4 3FG, 8-8 FT). The San Antonio reserves outscored the Trail Blazer bench 52-28. With the victory, the Spurs improve to 2-0 in the series and they will face off next on March 15 back at the AT&T Center.

### SPURS

Simmons – 19  
Anderson, Dedmon – 8  
Parker – 5

### STATS

High Points  
High Rebounds  
High Assists

### TRAIL BLAZERS

McCollum – 29  
Aminu – 6  
Plumlee – 6


### BOX SCORE

| Team          | 1  | 2  | 3  | 4  | F   | FG%  | 3FG% | FT%  | OR | DR | TR | AS | PF | ST | TO | BS |
|---------------|----|----|----|----|-----|------|------|------|----|----|----|----|----|----|----|----|
| SPURS         | 22 | 25 | 33 | 30 | 110 | 50.0 | 50.0 | 84.0 | 11 | 37 | 48 | 22 | 18 | 7  | 17 | 5  |
| TRAIL BLAZERS | 32 | 20 | 21 | 21 | 94  | 45.5 | 30.0 | 85.7 | 2  | 23 | 25 | 19 | 23 | 10 | 11 | 3  |

## SPURS (52-15) – 106 TRAIL BLAZERS (30-37) – 110

AT&T Center  
San Antonio, TX

3/15/17  
Game #67  
Home Game #32



**SAN ANTONIO** – San Antonio fell to Portland 106-110 on 3/15 at the AT&T Center. The Spurs were up 55-54 at the half, but the Trail Blazers were able to pull ahead by the end of the game and finish out on top. Kawhi Leonard led the home team in every category as he recorded 34 points (12-21 FG, 4-7 3FG, 6-7 FT), 9 rebounds, a game-high 6 assists, 3 steals and game-best 2 blocks in his 36 minutes of action. LaMarcus Aldridge produced another 19 points (7-18 FG), 7 rebounds and 4 assists. There were five players in double-figures for the Silver and Black as they won the battle of the bench 33-17 and beat the Blazers in second chance points 20-8. In the win, Damian Lillard tallied a game-best 36 points (12-22 FG, 3-8 3FG, 9-9 FT), 4 assists, 3 rebounds and 2 steals while C.J. McCollum tacked on an additional 26 points (8-16 FG, 2-2 3FG, 8-8 FT), 4 boards, 4 assists and a steal. San Antonio is now 2-1 on the series this year and they will face off against Portland again in their second-to-last game of the season on April 10 at Moda Center.

### SPURS

Leonard – 34  
Leonard – 9  
Ginobili, Leonard, Mills – 6

### STATS

High Points  
High Rebounds  
High Assists

### TRAIL BLAZERS

Lillard – 36  
Nurkic – 9  
Lillard, McCollum – 4


### BOX SCORE

| Team          | 1  | 2  | 3  | 4  | F   | FG%  | 3FG% | FT%  | OR | DR | TR | AS | PF | ST | TO | BS |
|---------------|----|----|----|----|-----|------|------|------|----|----|----|----|----|----|----|----|
| SPURS         | 29 | 26 | 25 | 26 | 106 | 47.7 | 42.3 | 73.3 | 10 | 31 | 41 | 28 | 20 | 7  | 14 | 5  |
| TRAIL BLAZERS | 28 | 26 | 28 | 28 | 110 | 47.5 | 40.9 | 89.3 | 8  | 31 | 39 | 21 | 16 | 10 | 11 | 1  |

## SPURS (61-20) – 98 TRAIL BLAZERS (41-40) – 99

Moda Center  
Portland, OR

4/10/17  
Game #81  
Away Game #40



**PORTLAND** – San Antonio fell to Portland 98-99 on 4/10 at Moda Center. The Trail Blazers held a 5-point lead at the half, but the Silver and Black went on a 12-2 run to regain the lead and end the third quarter on top 76-71. The teams continued to battle and a loose ball led to a Noah Vonleh layup off with 0.1 seconds left to win the game. For the Spurs, Kawhi Leonard recorded 18 points (8-11 FG, 1-2 3FG, 1-1 FT) a steal and a block in his 20 minutes of play. Pau Gasol grabbed 13 rebounds to go with his 7 points while LaMarcus Aldridge registered 12 points (5-8 FG, 2-2 FT) and 4 rebounds. The Spurs won the battle of the bench 48-11 and outshot the Trail Blazers 45.8% to 41.1%. For the home team, Shabazz Napier produced a game-best 32 points (9-20 FG, 4-7 3FG, 10-11 FT) 6 rebounds and 5 assists while Noah Vonleh tacked on a double-double of 12 points (6-9 FG) and 11 rebounds. San Antonio splits the series with Portland 2-2 this season.

### SPURS

Leonard – 18  
Gasol – 13  
Parker – 4

### STATS

High Points  
High Rebounds  
High Assists

### TRAIL BLAZERS

Napier – 32  
Vonleh – 11  
Turner – 7

### BOX SCORE

| Team          | 1  | 2  | 3  | 4  | F  | FG%  | 3FG% | FT%  | OR | DR | TR | AS | PF | ST | TO | BS |
|---------------|----|----|----|----|----|------|------|------|----|----|----|----|----|----|----|----|
| SPURS         | 28 | 15 | 33 | 22 | 98 | 45.8 | 38.1 | 70.0 | 13 | 34 | 47 | 17 | 15 | 4  | 15 | 9  |
| TRAIL BLAZERS | 31 | 16 | 24 | 28 | 99 | 41.1 | 42.9 | 86.7 | 12 | 30 | 42 | 18 | 17 | 6  | 9  | 3  |

## OFFICIAL SCORER'S REPORT

## NATIONAL BASKETBALL ASSOCIATION

## OFFICIAL SCORER'S REPORT

VISITOR: San Antonio Spurs (24-8)

|    | POS                  | MIN        | FG     | FGA | 3P     | 3PA | FT     | FTA | OR     | DR | TOT | A   | PF | ST | TO | BS  | +/- | PTS |
|----|----------------------|------------|--------|-----|--------|-----|--------|-----|--------|----|-----|-----|----|----|----|-----|-----|-----|
| 2  | Kawhi Leonard        | F 31:43    | 9      | 15  | 5      | 7   | 10     | 0   | 0      | 3  | 3   | 2   | 2  | 1  | 2  | 0   | 11  | 33  |
| 12 | Lamarque Kilbridge   | F 38:43    | 7      | 18  | 0      | 0   | 4      | 6   | 8      | 14 | 8   | 0   | 0  | 3  | 0  | 0   | 22  | 18  |
| 3  | Deneenye Dedmon      | C 27:01    | 2      | 4   | 0      | 0   | 2      | 2   | 2      | 5  | 7   | 0   | 3  | 0  | 0  | 2   | 3   | 8   |
| 14 | Danny Green          | B 30:03    | 2      | 7   | 1      | 3   | 0      | 0   | 0      | 0  | 0   | 0   | 3  | 0  | 1  | 2   | 1   | 6   |
| 5  | Dejaune Murray       | B 19:57    | 4      | 8   | 1      | 1   | 0      | 0   | 1      | 2  | 3   | 1   | 1  | 1  | 3  | 0   | 3   | 9   |
| 8  | Patry Mills          | G 26:03    | 7      | 9   | 5      | 7   | 4      | 5   | 0      | 3  | 3   | 5   | 2  | 2  | 3  | 0   | 17  | 23  |
| 17 | Jamonte Simmons      | 18:22      | 5      | 8   | 0      | 1   | 0      | 1   | 3      | 4  | 3   | 2   | 0  | 0  | 0  | 0   | 5   | 10  |
| 10 | David Lee            | 20:24      | 2      | 6   | 0      | 0   | 0      | 3   | 6      | 9  | 2   | 3   | 0  | 0  | 0  | 0   | 17  | 4   |
| 42 | Davey Burnard        | 6:50       | 0      | 0   | 0      | 0   | 0      | 0   | 0      | 0  | 0   | 0   | 0  | 0  | 0  | 0   | 4   | 0   |
| 1  | Kyle Anderson        | 16:20      | 1      | 2   | 0      | 0   | 0      | 0   | 0      | 2  | 2   | 0   | 1  | 0  | 1  | 0   | 10  | 2   |
| 27 | Nicolas Laprovittola | 2:18       | 0      | 1   | 0      | 1   | 0      | 0   | 0      | 0  | 0   | 0   | 0  | 1  | 1  | 0   | -1  | 0   |
| 11 | Bryn Forbes          | 2:18       | 0      | 0   | 0      | 0   | 0      | 0   | 0      | 0  | 0   | 0   | 0  | 0  | 0  | 0   | -1  | 0   |
| 9  | Tony Parker          | NWT - Rest |        |     |        |     |        |     |        |    |     |     |    |    |    |     |     |     |
|    |                      | 240:00     | 39     | 78  | 12     | 20  | 21     | 13  | 32     | 45 | 19  | 17  | 9  | 12 | 3  | 20  | 110 |     |
|    |                      |            | 50.0 % |     | 60.0 % |     | 35.2 % |     | TM REB |    |     | 107 | 20 | 12 | 10 | PTO |     |     |

**HOME: PORTLAND TRAIL BLAZER**

[illegible]

|        |        |        |        |            |                     |    |    |    |    |    |    |   |    |   |    |    |
|--------|--------|--------|--------|------------|---------------------|----|----|----|----|----|----|---|----|---|----|----|
| 240:00 | 35     | 79     | 12     | 30         | 8                   | 18 | 10 | 23 | 33 | 21 | 19 | 8 | 15 | 2 | 20 | 90 |
|        | 44.3 % | 40.0 % | 50.0 % | TM REB: 10 | TOT TO: 17 (18 PTS) |    |    |    |    |    |    |   |    |   |    |    |

| SCORE BY PERIOD | 1  | 2  | 3  | 4  | FINAL |
|-----------------|----|----|----|----|-------|
| Spurs           | 27 | 30 | 30 | 23 | 110   |
| TRAIL BLAZERS   | 27 | 18 | 27 | 18 | 90    |

**Invasive:** Spurs - Gmo, Glodhi Trail Blazers - Enal, Turner  
 First in the Point: Spurs 38 (9/07), TRAIL BLAZERS 18 (9/02)  
 2nd Gmo: Spurs 12 (9/10), TRAIL BLAZERS 10 (9/10)  
 3rd Broad Point: Spurs 11 (4/0), TRAIL BLAZERS 7 (N/A)  
**Technical Points - Invasive:**  
 Spurs (1): Pioneer 5.01 1st  
 TRAIL BLAZERS NONE

Copyright © 2017 NEA Properties, Inc. All Rights Reserved

## NATIONAL BASKETBALL ASSOCIATION

## OFFICIAL SCORER'S REPORT

## NATIONAL BASKETBALL ASSOCIATION

## OFFICIAL SCORER'S REPORT

VISITOR: San Antonio Spurs (81-20)

|    |                   | POS | MIN    | FG | FGA | 3P     | 3PA    | FT     | FTA        | OR | DR | TOT                 | A  | PT | ST | TO | BS | W   | L  | PTS |
|----|-------------------|-----|--------|----|-----|--------|--------|--------|------------|----|----|---------------------|----|----|----|----|----|-----|----|-----|
| 2  | Kawhi Leonard     | F   | 20:09  | 8  | 11  | 1      | 2      | 1      | 0          | 0  | 0  | 0                   | 0  | 0  | 0  | 1  | 2  | 1   | 2  | -18 |
| 12 | Lamarque Aldridge | F   | 18:10  | 5  | 8   | 0      | 1      | 2      | 2          | 0  | 0  | 4                   | 0  | 0  | 1  | 0  | 0  | 1   | 9  | -12 |
| 3  | Dawson Deedman    | C   | 21:41  | 1  | 4   | 0      | 0      | 1      | 2          | 5  | 3  | 8                   | 0  | 4  | 0  | 1  | 1  | -16 | 3  |     |
| 24 | Danny Green       | G   | 20:08  | 2  | 5   | 1      | 4      | 0      | 0          | 0  | 4  | 4                   | 2  | 0  | 0  | 0  | 1  | -1  | 5  |     |
| 9  | Tony Parker       | G   | 19:52  | 5  | 7   | 0      | 0      | 2      | 2          | 0  | 2  | 4                   | 2  | 4  | 2  | 0  | 0  | 0   | -4 | 12  |
| 18 | Pau Gasol         | F   | 18:20  | 2  | 10  | 1      | 1      | 2      | 2          | 1  | 12 | 13                  | 1  | 1  | 0  | 0  | 1  | 15  | 7  |     |
| 8  | Patry Mills       | F   | 18:08  | 2  | 5   | 1      | 2      | 0      | 0          | 0  | 1  | 1                   | 1  | 1  | 0  | 3  | 0  | 9   | 5  |     |
| 20 | Manu Ginobili     | F   | 15:54  | 4  | 7   | 3      | 4      | 0      | 0          | 0  | 0  | 0                   | 1  | 0  | 0  | 3  | 0  | 6   | 11 |     |
| 10 | David Lee         | F   | 28:18  | 2  | 6   | 0      | 0      | 3      | 8          | 5  | 3  | 8                   | 1  | 0  | 0  | 2  | 2  | 12  | 7  |     |
| 1  | Kyle Anderson     | F   | 24:20  | 2  | 6   | 0      | 1      | 2      | 2          | 1  | 3  | 4                   | 3  | 0  | 0  | 3  | 2  | 0   | 6  | 6   |
| 42 | David Barlow      | F   | 13:02  | 1  | 4   | 0      | 3      | 0      | 0          | 1  | 1  | 2                   | 1  | 3  | 0  | 0  | 2  | -9  | 2  |     |
| 17 | Jonathan Simmons  | F   | 12:00  | 3  | 6   | 0      | 0      | 1      | 3          | 0  | 0  | 0                   | 1  | 1  | 0  | 0  | 0  | -6  | 7  |     |
| 11 | Bryn Forbes       | G   | 12:00  | 1  | 4   | 1      | 3      | 0      | 0          | 0  | 1  | 1                   | 2  | 2  | 0  | 2  | 0  | -8  | 3  |     |
|    |                   |     | 240:00 | 38 | 83  | 8      | 21     | 14     | 20         | 13 | 34 | 47                  | 17 | 15 | 4  | 15 | 9  | -1  | 98 |     |
|    |                   |     |        |    |     | 45.8 % | 38.1 % | 70.0 % | TM REB: 10 |    |    | TOT TO: 15 (13 PTS) |    |    |    |    |    |     |    |     |

HOME: PORTLAND TRAIL BLAZERS (41-40)

| NAME               | PORTLAND TIME           | POS | MIN    | FG     | FGA    | 3P | 3PA | FT     | FTA | OR        | DR | TOT | A  | PF | ST | TO | BS                 | +/- | PTS |
|--------------------|-------------------------|-----|--------|--------|--------|----|-----|--------|-----|-----------|----|-----|----|----|----|----|--------------------|-----|-----|
| 1 Evan Turner      | F 29:01                 | 7   | 17     | 1      | 3      | 1  | 1   | 1      | 2   | 3         | 7  | 2   | 1  | 3  | 0  | -1 | 16                 |     |     |
| 21 Noah Vonleh     | F 37:03                 | 5   | 3      | 0      | 0      | 0  | 0   | 0      | 0   | 7         | 4  | 11  | 0  | 4  | 0  | 0  | -2                 | 13  |     |
| 1 Meyers Leonard   | C 33:42                 | 5   | 7      | 3      | 3      | 0  | 0   | 0      | 0   | 6         | 0  | 0   | 4  | 0  | 1  | 0  | 0                  | 9   | 18  |
| 5 Pelj Connaughton | G 34:49                 | 6   | 10     | 3      | 4      | 0  | 0   | 0      | 0   | 4         | 3  | 1   | 1  | 1  | 0  | 0  | 8                  | 15  |     |
| 6 Shabazz Napier   | G 36:37                 | 9   | 20     | 4      | 7      | 10 | 11  | 2      | 4   | 8         | 5  | 3   | 0  | 4  | 0  | 5  | 32                 |     |     |
| 10 Jaele Layman    | 29:15                   | 2   | 15     | 0      | 4      | 0  | 0   | 2      | 2   | 2         | 4  | 1   | 1  | 1  | 1  | 1  | -3                 | 4   |     |
| 55 Tim Quarterman  | 13:58                   | 1   | 5      | 0      | 2      | 0  | 1   | 0      | 4   | 4         | 0  | 0   | 0  | 0  | 0  | 0  | -8                 | 2   |     |
| 3 Al-Farouq Aminu  | 25:15                   | 1   | 7      | 1      | 5      | 2  | 2   | 0      | 4   | 4         | 1  | 2   | 2  | 0  | 2  | 0  | -5                 | 5   |     |
| 23 Allen Crabbe    | DND - left foot         |     |        |        |        |    |     |        |     |           |    |     |    |    |    |    |                    |     |     |
| 4 Maurice Harkless | DNP - Coach's Decision  |     |        |        |        |    |     |        |     |           |    |     |    |    |    |    |                    |     |     |
| 0 Damian Lillard   | DNP - Coach's Decision  |     |        |        |        |    |     |        |     |           |    |     |    |    |    |    |                    |     |     |
| 3 CJ McCollum      | DND - right hand strain |     |        |        |        |    |     |        |     |           |    |     |    |    |    |    |                    |     |     |
|                    |                         |     | 240:00 | 37     | 90     | 12 | 28  | 13     | 15  | 12        | 30 | 42  | 18 | 17 | 8  | 9  | 3                  | 99  |     |
|                    |                         |     |        | 41.1 % | 42.9 % |    |     | 88.7 % |     | TM REB: 7 |    |     |    |    |    |    | TOT TO: 9 (11 PTS) |     |     |

| SCORE BY PERIOD | 1  | 2  | 3  | 4  | FINAL |
|-----------------|----|----|----|----|-------|
| Spurs           | 28 | 18 | 33 | 22 | 88    |
| Trail Blazers   | 31 | 18 | 26 | 28 | 89    |

**Insiders:** Spurs - Anthony Murray Trail Blazers - Dault. East. North  
Points in the Paint: Spurs 28 (13/50) TRAIL BLAZERS 28 (14/50)

2nd Chance Point, June 3 & 4 (4/4), TRAIL BLAZERS 14 (4/12),  
First Break Point, Spurs 11 (4/3), TRAIL BLAZERS 9 (4/3)

Copyright (c) 2017 NBA Properties, INC. All Rights Reserved







**2016-17 REGULAR SEASON SERIES:**

Spurs 2, Jazz 2

**ALL-TIME SERIES VS. JAZZ:**

103-78 (70-21 home, 33-57 road)

**MOST RECENT PLAYOFF MEETING:**

2012 First Round, Won 4-0

**ALL-TIME PLAYOFF SERIES VS. UTA:**

12-12

## JAZZ PLAYOFF ROSTER

| NO. | PLAYER         | POS. | HT.  | WT. | DOB      | FROM         | YRS. |
|-----|----------------|------|------|-----|----------|--------------|------|
| 2   | Joe Ingles     | F    | 6-8  | 226 | 10/02/87 | Australia    | 2    |
| 3   | George Hill    | G    | 6-3  | 188 | 05/04/86 | IUPUI        | 8    |
| 5   | Rodney Hood    | G    | 6-8  | 215 | 10/20/92 | Duke         | 2    |
| 6   | Joe Johnson    | G/F  | 6-7  | 240 | 06/29/81 | Arkansas     | 15   |
| 8   | Shelvin Mack   | G    | 6-3  | 205 | 04/22/90 | Butler       | 5    |
| 10  | Alec Burks     | G    | 6-6  | 214 | 07/20/91 | Colorado     | 5    |
| 11  | Danté Exum     | G    | 6-6  | 207 | 07/13/95 | Australia    | 1    |
| 15  | Derrick Favors | F/C  | 6-10 | 265 | 07/15/91 | Georgia Tech | 6    |
| 20  | Gordon Hayward | F    | 6-8  | 226 | 03/23/90 | Butler       | 6    |
| 21  | Joel Bolomboy  | F    | 6-9  | 235 | 01/28/94 | Weber State  | R    |
| 24  | Jeff Withey    | C    | 7-0  | 231 | 03/07/90 | Kansas       | 3    |
| 25  | Raul Neto      | G    | 6-1  | 185 | 05/19/92 | Brazil       | 1    |
| 27  | Rudy Gobert    | C    | 7-1  | 250 | 06/26/92 | France       | 3    |
| 33  | Boris Diaw     | C/F  | 6-8  | 250 | 04/16/82 | France       | 13   |
| 41  | Trey Lyles     | F    | 6-10 | 245 | 11/05/95 | Kentucky     | 1    |



### HEAD COACH

Quin Snyder  
(Duke)

### ASSISTANT COACHES

Igor Kokoskov (Belgrade University)  
Alex Jensen (Utah)  
Johnnie Bryant (Utah)  
Antonio Lang (Duke)  
Mike Wells (Mt. Vernon Nazarene)

### ATHLETIC TRAINER

Brian Zettler (Texas A&M/North Texas)



| PLAYER       |   |    |     | -FIELD GOALS- |     |      | -3-POINT FG-- |     |      | -FREE THROWS- |     |       | --REBOUNDS-- |     |     | PF | DQ | STL | TO | BLK | PTS | AVG |      |
|--------------|---|----|-----|---------------|-----|------|---------------|-----|------|---------------|-----|-------|--------------|-----|-----|----|----|-----|----|-----|-----|-----|------|
|              | G | GS | MIN | FG            | FGA | PCT  | FG            | FGA | PCT  | FT            | FTA | PCT   | OFF          | DEF | TOT |    |    |     |    |     |     |     | AST  |
| Leonard      | 4 | 4  | 134 | 32            | 64  | .500 | 10            | 17  | .588 | 24            | 25  | .960  | 7            | 20  | 27  | 15 | 6  | 0   | 4  | 7   | 3   | 98  | 24.5 |
| Aldridge     | 3 | 3  | 99  | 24            | 43  | .558 | 0             | 2   | .000 | 10            | 11  | .909  | 3            | 12  | 15  | 1  | 4  | 0   | 5  | 3   | 3   | 58  | 19.3 |
| Parker       | 3 | 3  | 87  | 15            | 28  | .536 | 0             | 1   | .000 | 11            | 14  | .786  | 0            | 9   | 9   | 13 | 8  | 0   | 1  | 7   | 0   | 41  | 13.7 |
| Mills        | 3 | 1  | 63  | 13            | 24  | .542 | 6             | 13  | .462 | 0             | 0   | ---   | 1            | 5   | 6   | 10 | 5  | 0   | 2  | 3   | 0   | 32  | 10.7 |
| Gasol        | 4 | 2  | 101 | 20            | 42  | .476 | 2             | 6   | .333 | 0             | 0   | ---   | 8            | 25  | 33  | 7  | 6  | 0   | 1  | 3   | 6   | 42  | 10.5 |
| Ginobili     | 3 | 0  | 55  | 6             | 15  | .400 | 3             | 7   | .429 | 7             | 7   | 1.000 | 0            | 6   | 6   | 5  | 3  | 0   | 2  | 6   | 1   | 22  | 7.3  |
| Bertans      | 3 | 1  | 62  | 6             | 17  | .353 | 5             | 14  | .357 | 1             | 1   | 1.000 | 1            | 7   | 8   | 2  | 5  | 0   | 2  | 1   | 0   | 18  | 6.0  |
| Simmons      | 4 | 1  | 96  | 10            | 28  | .357 | 1             | 7   | .143 | 3             | 4   | .750  | 1            | 8   | 9   | 8  | 9  | 0   | 3  | 5   | 0   | 24  | 6.0  |
| Anderson     | 4 | 2  | 86  | 5             | 16  | .313 | 1             | 3   | .333 | 7             | 7   | 1.000 | 2            | 13  | 15  | 7  | 8  | 0   | 9  | 2   | 1   | 18  | 4.5  |
| Dedmon       | 4 | 2  | 62  | 8             | 16  | .500 | 0             | 0   | ---  | 1             | 4   | .250  | 8            | 18  | 26  | 1  | 9  | 0   | 2  | 4   | 6   | 17  | 4.3  |
| Lee          | 3 | 0  | 40  | 5             | 8   | .625 | 0             | 0   | ---  | 1             | 1   | 1.000 | 3            | 3   | 6   | 2  | 4  | 0   | 1  | 3   | 0   | 11  | 3.7  |
| Forbes       | 3 | 0  | 25  | 3             | 6   | .500 | 2             | 4   | .500 | 0             | 0   | ---   | 0            | 2   | 2   | 3  | 2  | 0   | 0  | 0   | 0   | 8   | 2.7  |
| Green        | 1 | 1  | 20  | 1             | 6   | .167 | 0             | 2   | .000 | 0             | 0   | ---   | 2            | 2   | 4   | 2  | 1  | 0   | 2  | 1   | 1   | 2   | 2.0  |
| Murray       | 3 | 0  | 9   | 1             | 3   | .333 | 0             | 0   | ---  | 2             | 2   | 1.000 | 0            | 0   | 0   | 1  | 1  | 0   | 0  | 0   | 0   | 4   | 1.3  |
| Laprovittola | 2 | 0  | 19  | 0             | 6   | .000 | 0             | 4   | .000 | 2             | 2   | 1.000 | 0            | 1   | 1   | 1  | 3  | 0   | 0  | 3   | 0   | 2   | 1.0  |
| Anthony      | 1 | 0  | 3   | 0             | 0   | ---  | 0             | 0   | ---  | 0             | 0   | ---   | 0            | 0   | 0   | 0  | 0  | 0   | 0  | 0   | 0   | 0   | 0.0  |
| SPURS        | 4 | -  | 960 | 149           | 322 | .463 | 30            | 80  | .375 | 69            | 78  | .885  | 36           | 131 | 167 | 78 | 74 | 0   | 34 | 49  | 21  | 397 | 99.3 |
| JAZZ         | 4 | -  | 960 | 150           | 322 | .466 | 45            | 107 | .421 | 51            | 75  | .680  | 30           | 123 | 153 | 85 | 73 | 0   | 28 | 50  | 25  | 396 | 99.0 |

| PLAYER       | -- SINGLE-GAME HIGHS -- |     |     |    |    |    |     | AVERAGE PER GAME |      |      |      |      |      |      | -CAREER HIGHS (C=SET, T=TIED THIS SEASON)- |     |     |     |     |     |     |
|--------------|-------------------------|-----|-----|----|----|----|-----|------------------|------|------|------|------|------|------|--|-----|-----|-----|-----|-----|-----|
|              | MIN                     | REB | AST | ST | TO | BL | PTS | MIN              | REB  | AST  | STL  | TO   | BLK  | PTS  | FG   | FGA | FT  | FTA | REB | AST | PTS |
| Leonard      | 36                      | 11  | 7   | 2  | 3  | 2  | 30  | 33.4             | 6.8  | 3.8  | 1.00 | 1.8  | 0.75 | 24.5 | 10T  | 18C | 10C | 10C | 11C | 7C  | 30C |
| Aldridge     | 35                      | 6   | 1   | 3  | 2  | 1  | 21  | 32.9             | 5.0  | 0.3  | 1.67 | 1.0  | 1.00 | 19.3 | 12   | 24  | 12  | 15  | 15  | 5   | 36  |
| Parker       | 33                      | 5   | 6   | 1  | 4  | 0  | 21  | 28.9             | 3.0  | 4.3  | 0.33 | 2.3  | 0.00 | 13.7 | 11   | 20  | 13  | 17  | 6   | 12  | 31  |
| Mills        | 30                      | 3   | 5   | 1  | 1  | 0  | 16  | 21.0             | 2.0  | 3.3  | 0.67 | 1.0  | 0.00 | 10.7 | 6C   | 11C | 2   | 2   | 3T  | 5C  | 16C |
| Gasol        | 28                      | 12  | 3   | 1  | 2  | 3  | 13  | 25.3             | 8.3  | 1.8  | 0.25 | 0.8  | 1.50 | 10.5 | 11   | 20  | 15  | 20  | 20  | 12  | 32  |
| Ginobili     | 23                      | 3   | 3   | 1  | 3  | 1  | 9   | 18.3             | 2.0  | 1.7  | 0.67 | 2.0  | 0.33 | 7.3  | 10   | 21  | 17  | 19  | 9   | 8   | 37  |
| Bertans      | 34                      | 4   | 1   | 1  | 1  | 0  | 11  | 20.7             | 2.7  | 0.7  | 0.67 | 0.3  | 0.00 | 6.0  | 4C   | 8C  | 1C  | 1C  | 4C  | 1C  | 11C |
| Simmons      | 34                      | 4   | 3   | 2  | 2  | 0  | 17  | 24.1             | 2.3  | 2.0  | 0.75 | 1.3  | 0.00 | 6.0  | 7C   | 14C | 2C  | 2C  | 4T  | 4   | 17C |
| Anderson     | 32                      | 9   | 4   | 4  | 2  | 1  | 8   | 21.6             | 3.8  | 1.8  | 2.25 | 0.5  | 0.25 | 4.5  | 6  | 9   | 4C  | 4C  | 9C  | 4T  | 13  |
| Dedmon       | 23                      | 8   | 1   | 2  | 2  | 3  | 8   | 15.4             | 6.5  | 0.3  | 0.50 | 1.0  | 1.50 | 4.3  | 4C   | 6   | 1T  | 2T  | 9   | 1C  | 8C  |
| Lee          | 14                      | 3   | 2   | 1  | 2  | 0  | 5   | 13.5             | 2.0  | 0.7  | 0.33 | 1.0  | 0.00 | 3.7  | 10   | 23  | 12  | 14  | 20  | 4   | 26  |
| Forbes       | 21                      | 2   | 3   | 0  | 0  | 0  | 8   | 8.3              | 0.7  | 1.0  | 0.00 | 0.0  | 0.00 | 2.7  | 3C   | 6C  | 0C  | 0C  | 2C  | 3C  | 8C  |
| Green        | 20                      | 4   | 2   | 2  | 1  | 1  | 2   | 19.6             | 4.0  | 2.0  | 2.00 | 1.0  | 1.00 | 2.0  | 8  | 11  | 6   | 6   | 7   | 5   | 21  |
| Murray       | 5                       | 0   | 1   | 0  | 0  | 0  | 2   | 3.1              | 0.0  | 0.3  | 0.00 | 0.0  | 0.00 | 1.3  | 1C   | 2C  | 2C  | 2C  | 0C  | 1C  | 2C  |
| Laprovittola | 18                      | 1   | 1   | 0  | 3  | 0  | 2   | 9.6              | 0.5  | 0.5  | 0.00 | 1.5  | 0.00 | 1.0  | 0C   | 6C  | 2C  | 2C  | 1C  | 1C  | 2C  |
| Anthony      | 3                       | 0   | 0   | 0  | 0  | 0  | 0   | 2.7              | 0.0  | 0.0  | 0.00 | 0.0  | 0.00 | 0.0  | 5  | 9   | 4   | 5   | 9   | 2   | 10  |
| SPURS        | 240                     | 49  | 26  | 12 | 15 | 8  | 109 | 240.0            | 41.8 | 19.5 | 8.50 | 12.3 | 5.25 | 99.3 | 59   | 117 | 43  | 54  | 67  | 42  | 148 |
| JAZZ         | 240                     | 42  | 24  | 10 | 17 | 8  | 106 | 240.0            | 38.3 | 21.3 | 7.00 | 12.5 | 6.25 | 99.0 | 68   | 118 | 44  | 58  | 70  | 49  | 153 |

|            | -FIELD GOALS- |    |     |     |     |       | -3-POINT FG-- |     |       | -FREE THROWS- |     |      | --REBOUNDS-- |     |     |     |    |    |     |    |     |     |      |  |
|------------|---------------|----|-----|-----|-----|-------|---------------|-----|-------|---------------|-----|------|--------------|-----|-----|-----|----|----|-----|----|-----|-----|------|--|
| PLAYER     | G             | GS | MIN | FG  | FGA | PCT   | FG            | FGA | PCT   | FT            | FTA | PCT  | OFF          | DEF | TOT | AST | PF | DQ | STL | TO | BLK | PTS | AVG  |  |
| Hill       | 3             | 3  | 83  | 18  | 33  | .545  | 7             | 13  | .538  | 5             | 6   | .833 | 2            | 5   | 7   | 15  | 5  | 0  | 2   | 1  | 0   | 48  | 16.0 |  |
| Hayward    | 2             | 2  | 58  | 13  | 28  | .464  | 1             | 6   | .167  | 3             | 5   | .600 | 2            | 3   | 5   | 5   | 4  | 0  | 2   | 3  | 1   | 30  | 15.0 |  |
| Hood       | 4             | 3  | 107 | 19  | 47  | .404  | 9             | 25  | .360  | 5             | 7   | .714 | 2            | 13  | 15  | 7   | 10 | 0  | 4   | 4  | 0   | 52  | 13.0 |  |
| Mack       | 4             | 0  | 92  | 17  | 34  | .500  | 5             | 8   | .625  | 8             | 10  | .800 | 2            | 4   | 6   | 7   | 6  | 0  | 5   | 5  | 1   | 47  | 11.8 |  |
| Diaw       | 2             | 2  | 34  | 11  | 13  | .846  | 1             | 2   | .500  | 0             | 0   | ---  | 2            | 2   | 4   | 3   | 5  | 0  | 1   | 3  | 0   | 23  | 11.5 |  |
| Gobert     | 4             | 4  | 132 | 17  | 30  | .567  | 0             | 0   | ---   | 9             | 17  | .529 | 12           | 31  | 43  | 7   | 8  | 0  | 0   | 8  | 7   | 43  | 10.8 |  |
| J. Johnson | 4             | 2  | 103 | 16  | 32  | .500  | 8             | 16  | .500  | 3             | 4   | .750 | 0            | 7   | 7   | 13  | 5  | 0  | 1   | 3  | 1   | 43  | 10.8 |  |
| Ingles     | 4             | 1  | 96  | 11  | 24  | .458  | 8             | 17  | .471  | 2             | 4   | .500 | 0            | 8   | 8   | 8   | 13 | 0  | 6   | 9  | 0   | 32  | 8.0  |  |
| Lyles      | 3             | 0  | 67  | 7   | 25  | .280  | 3             | 11  | .273  | 5             | 7   | .714 | 2            | 15  | 17  | 5   | 3  | 0  | 1   | 2  | 3   | 22  | 7.3  |  |
| Favors     | 3             | 2  | 63  | 10  | 27  | .370  | 0             | 0   | ---   | 0             | 0   | ---  | 2            | 13  | 15  | 6   | 2  | 0  | 5   | 5  | 2   | 20  | 6.7  |  |
| Exum       | 4             | 1  | 87  | 8   | 20  | .400  | 2             | 7   | .286  | 2             | 3   | .667 | 2            | 12  | 14  | 9   | 9  | 0  | 1   | 5  | 5   | 20  | 5.0  |  |
| Withey     | 4             | 0  | 31  | 2   | 8   | .250  | 0             | 1   | .000  | 9             | 12  | .750 | 2            | 8   | 10  | 0   | 3  | 0  | 0   | 4  | 13  | 3.3 |      |  |
| Burks      | 1             | 0  | 5   | 1   | 1   | 1.000 | 1             | 1   | 1.000 | 0             | 0   | ---  | 0            | 2   | 2   | 0   | 0  | 0  | 0   | 1  | 3   | 3.0 |      |  |
| JAZZ       | 4             | -  | 960 | 150 | 322 | .466  | 45            | 107 | .421  | 51            | 75  | .680 | 30           | 123 | 153 | 85  | 73 | 0  | 28  | 50 | 25  | 396 | 99.0 |  |
| SPURS      | 4             | -  | 960 | 149 | 322 | .463  | 30            | 80  | .375  | 69            | 78  | .885 | 36           | 131 | 167 | 78  | 74 | 0  | 34  | 49 | 21  | 397 | 99.3 |  |

|            | -- SINGLE-GAME HIGHS -- |     |     |    |    |    |     | AVERAGE PER GAME |      |      |      |      |      |      | -CAREER HIGHS (C=SET, T=TIED THIS SEASON)- |     |    |     |     |     |     |
|------------|-------------------------|-----|-----|----|----|----|-----|------------------|------|------|------|------|------|------|--|-----|----|-----|-----|-----|-----|
| PLAYER     | MIN                     | REB | AST | ST | TO | BL | PTS | MIN              | REB  | AST  | STL  | TO   | BLK  | PTS  | FG   | FGA | FT | FTA | REB | AST | PTS |
| Hill       | 33                      | 3   | 7   | 1  | 1  | 0  | 22  | 27.6             | 2.3  | 5.0  | 0.67 | 0.3  | 0.00 | 16.0 | 9C   | 15  | 4C | 5C  | 10  | 7T  | 22C |
| Hayward    | 36                      | 3   | 4   | 1  | 2  | 1  | 16  | 29.2             | 2.5  | 2.5  | 1.00 | 1.5  | 0.50 | 15.0 | 7T   | 23  | 10 | 11  | 9   | 6   | 20  |
| Hood       | 33                      | 5   | 2   | 1  | 2  | 0  | 19  | 26.8             | 3.8  | 1.8  | 1.00 | 1.0  | 0.00 | 13.0 | 10   | 19  | 4  | 4T  | 7   | 6   | 23  |
| Mack       | 26                      | 3   | 3   | 2  | 2  | 1  | 14  | 23.0             | 1.5  | 1.8  | 1.25 | 1.3  | 0.25 | 11.8 | 6T   | 12  | 3C | 4C  | 4   | 8   | 14C |
| Diaw       | 19                      | 3   | 2   | 1  | 3  | 0  | 19  | 17.0             | 2.0  | 1.5  | 0.50 | 1.5  | 0.00 | 11.5 | 10   | 19  | 6  | 8   | 13  | 9   | 26  |
| Gobert     | 41                      | 14  | 5   | 0  | 3  | 6  | 19  | 33.1             | 10.8 | 1.8  | 0.00 | 2.0  | 1.75 | 10.8 | 9C   | 15C | 4T | 6T  | 18  | 5C  | 19C |
| J. Johnson | 34                      | 3   | 5   | 1  | 1  | 1  | 14  | 25.8             | 1.8  | 3.3  | 0.25 | 0.8  | 0.25 | 10.8 | 15   | 29  | 6  | 8   | 8   | 13  | 31  |
| Ingles     | 28                      | 4   | 4   | 2  | 3  | 0  | 9   | 24.1             | 2.0  | 2.0  | 1.50 | 2.3  | 0.00 | 8.0  | 4  | 8C  | 2T | 4C  | 4T  | 4T  | 13  |
| Lyles      | 29                      | 7   | 3   | 1  | 1  | 2  | 15  | 22.3             | 5.7  | 1.7  | 0.33 | 0.7  | 1.00 | 7.3  | 6C   | 15C | 3C | 4C  | 7C  | 3C  | 15C |
| Favors     | 27                      | 7   | 3   | 3  | 4  | 1  | 8   | 21.2             | 5.0  | 2.0  | 1.67 | 1.7  | 0.67 | 6.7  | 12   | 20  | 4  | 6   | 18  | 3T  | 28  |
| Exum       | 29                      | 7   | 3   | 1  | 3  | 4  | 7   | 21.6             | 3.5  | 2.3  | 0.25 | 1.3  | 1.25 | 5.0  | 3C   | 9C  | 2C | 3C  | 7C  | 4   | 7C  |
| Withey     | 11                      | 4   | 0   | 0  | 0  | 1  | 4   | 7.8              | 2.5  | 0.0  | 0.00 | 0.0  | 1.00 | 3.3  | 4  | 6   | 4C | 4T  | 7   | 2   | 10  |
| Burks      | 5                       | 2   | 0   | 0  | 0  | 1  | 3   | 5.2              | 2.0  | 0.0  | 0.00 | 0.0  | 1.00 | 3.0  | 8  | 17  | 4  | 6   | 5   | 4   | 20  |
| JAZZ       | 240                     | 42  | 24  | 10 | 17 | 8  | 106 | 240.0            | 38.3 | 21.3 | 7.00 | 12.5 | 6.25 | 99.0 | 68   | 118 | 44 | 58  | 70  | 49  | 153 |
| SPURS      | 240                     | 49  | 26  | 12 | 15 | 8  | 109 | 240.0            | 41.8 | 19.5 | 8.50 | 12.3 | 5.25 | 99.3 | 59   | 117 | 43 | 54  | 67  | 42  | 148 |

# SEASON SERIES VS. JAZZ




## SPURS (4-1) – 91 JAZZ (2-2) – 106

AT&T Center  
San Antonio, TX

11/01/16  
Game #5

Home Game #2



**SAN ANTONIO** – The Spurs were handed their first loss this season as they fell to the Utah Jazz 91-106 at the AT&T Center. This was the fifth game for the Silver and Black without Danny Green (left quad strain) and first without Davis Bertans (right leg contusion). Kawhi Leonard led the scoring charge for the fifth straight night by tallying 30 points (10-18 FG, 5-7 3FG, 5-5 FT), 7 rebounds, 2 assists and 2 steals. Pau Gasol helped in the effort by collecting a team-high 8 boards to accompany his 8 points (4-8 FG), 2 assists and 3 blocks. Former Spur George Hill led the charge for Utah by posting 22 points (9-13 FG, 3-5 3FG, 1-1 FT) along with 7 assists and 2 rebounds. Rudy Gobert grabbed a game-high 12 boards for the Jazz to go with his 6 points. The Spurs outscored the Jazz in the paint 30-20 and in fast break points 17-8. These two teams will face off for the second time in the same week on November 4 at Vivint Smart Home Arena.

### SPURS

Leonard – 30  
Gasol – 8  
Parker – 6

### STATS

High Points  
High Rebounds  
High Assists

### JAZZ

Hill – 22  
Gobert – 12  
Hill – 7

### BOX SCORE


| Team  | 1  | 2  | 3  | 4  | F   | FG%  | 3FG% | FT%  | OR | DR | TR | AS | PF | ST | TO | BS |
|-------|----|----|----|----|-----|------|------|------|----|----|----|----|----|----|----|----|
| SPURS | 28 | 22 | 21 | 20 | 91  | 43.4 | 30.0 | 90.5 | 4  | 30 | 34 | 19 | 15 | 6  | 9  | 5  |
| JAZZ  | 38 | 16 | 19 | 33 | 106 | 50.0 | 48.4 | 83.3 | 2  | 37 | 39 | 22 | 20 | 5  | 10 | 8  |

## SPURS (5-1) – 100 JAZZ (3-2) – 86

Vivint Smart Home Arena  
Salt Lake City, UT

11/04/16  
Game #6

Away Game #4



**SALT LAKE CITY** – San Antonio earned their fifth win of the season as they defeated Utah 100-86 on 11/4 at Vivint Smart Home Arena. Danny Green missed his sixth game of the season and Tony Parker sat out with right knee soreness. Kawhi Leonard recorded his first double-double of the season as he tallied game-highs in all three categories with his 29 points (9-18 FG, 10-10 FT), 11 rebounds and 4 assists. LaMarcus Aldridge and Patty Mills also scored in double figures with 19 and 16 points, respectively. Manu Ginobili led the bench with 9 points (4-7 FG, 1-1 3FG), 3 rebounds and a block. The Spurs shot a season-best 90.9% from the free throw line. For the Jazz, Rodney Hood scored a team-high 18 points (7-12 FG, 2-4 3FG, 2-4 FT), 5 rebounds, 2 assists and a steal. The Spurs outscored the Jazz in second chance points 20-7. The game featured only 2 lead changes. The series stands at 1-1 and these teams do not meet again until April 2 at the AT&T Center.

### SPURS

Leonard – 29  
Leonard – 11  
Leonard – 4

### STATS

High Points  
High Rebounds  
High Assists

### JAZZ

Hood – 18  
Gobert – 8  
Hill – 3

### BOX SCORE

| Team  | 1  | 2  | 3  | 4  | F   | FG%  | 3FG% | FT%  | OR | DR | TR | AS | PF | ST | TO | BS |
|-------|----|----|----|----|-----|------|------|------|----|----|----|----|----|----|----|----|
| SPURS | 27 | 26 | 29 | 18 | 100 | 44.6 | 30.0 | 90.9 | 9  | 40 | 49 | 17 | 25 | 9  | 11 | 8  |
| JAZZ  | 17 | 24 | 25 | 20 | 86  | 37.5 | 42.3 | 62.5 | 9  | 33 | 42 | 15 | 19 | 7  | 12 | 4  |

## SPURS (59-17) – 109 JAZZ (47-30) – 103

AT&T Center  
San Antonio, TX

4/2/17  
Game #76

Home Game #38



**SAN ANTONIO** – The Spurs beat the Jazz 109-103 on 4/2 at AT&T Center, playing without LaMarcus Aldridge, Manu Ginobili, Danny Green, David Lee, Patty Mills and DeJuan Murray. Kawhi Leonard logged a game-best 25 points (8-15 FG, 3-3 3FG, 6-7 FT), game-high 7 assists, 4 rebounds and 2 blocks while Pau Gasol produced his 10th double-double of the season with his 13 points (6-12 FG, 1-3 3FG) and team-leading 12 rebounds. Tony Parker nearly matched his season-high by scoring 21 points (7-15 FG, 7-9 FT) as well as 5 assists and 4 rebounds. San Antonio shot 52.6% from long range and also outscored Utah in fast break points 15-2. Rudy Gobert led the charge for the Jazz as he recorded a double-double of 19 points (9-15 FG, 1-2 FT) and 14 rebounds along with 6 blocks and 5 assists. Former Spur Boris Diaw matched Gobert's scoring efforts and was perfect from the field as he tallied 19 points (9-9 FG, 1-1 3FG), 3 rebounds and 2 assists for the visitors. The Spurs improve to 2-1 on the series and will play again on April 12 at Vivint Smart Home Arena to close out the regular season.

### SPURS

Leonard – 25  
Gasol – 12  
Leonard – 7

### STATS

High Points  
High Rebounds  
High Assists

### JAZZ

Diaw, Gobert – 19  
Gobert – 14  
Gobert – 5

### BOX SCORE

| Team  | 1  | 2  | 3  | 4  | F   | FG%  | 3FG% | FT%  | OR | DR | TR | AS | PF | ST | TO | BS |
|-------|----|----|----|----|-----|------|------|------|----|----|----|----|----|----|----|----|
| SPURS | 33 | 21 | 34 | 21 | 109 | 51.9 | 52.6 | 86.4 | 8  | 34 | 42 | 26 | 17 | 7  | 13 | 6  |
| JAZZ  | 28 | 24 | 26 | 25 | 103 | 48.3 | 37.5 | 61.5 | 12 | 24 | 36 | 24 | 18 | 6  | 10 | 8  |

## SPURS (61-21) – 97 JAZZ (51-31) – 101

Vivint Smart Home Arena  
Salt Lake City, UT

4/12/17  
Game #82

Away Game #41



**SALT LAKE CITY** – In the final game of the regular season, the Silver and Black were narrowly bested by the Jazz 101-97 on 4/12 at Vivint Smart Home Arena. Despite playing from behind, San Antonio made a push in the fourth quarter and held the lead three times in the last four minutes of play, but were unable to finish out on top. LaMarcus Aldridge led the charge for the Spurs with his 18 points (9-14 FG), 5 rebounds, game-high-tying 3 steals and 1 block while Tony Parker and Kawhi Leonard each chipped in another 14 points apiece. San Antonio won the battle of the boards 42-36 while Utah dished out 24 assists to the Spurs' 16. For the home team, Gordon Hayward produced a team-best 14 points (7-9 FG), 2 rebounds, 1 assist, 1 block and 1 steal while Rudy Gobert fell just one rebound shy of a double-double with his 13 points (5-9 FG, 3-5 FT) and 9 rebounds. The Silver and Black split the series with Utah by going 2-2 on the season.

### SPURS

Aldridge – 18  
Dedmon – 8  
Mills – 5

### STATS

High Points  
High Rebounds  
High Assists

### JAZZ

Hayward – 14  
Gobert – 9  
Hill – 5

### BOX SCORE

| Team  | 1  | 2  | 3  | 4  | F   | FG%  | 3FG% | FT%  | OR | DR | TR | AS | PF | ST | TO | BS |
|-------|----|----|----|----|-----|------|------|------|----|----|----|----|----|----|----|----|
| SPURS | 23 | 23 | 26 | 25 | 97  | 45.3 | 38.1 | 84.6 | 15 | 27 | 42 | 16 | 17 | 12 | 15 | 2  |
| JAZZ  | 32 | 21 | 29 | 19 | 101 | 50.6 | 38.5 | 65.0 | 7  | 29 | 36 | 24 | 16 | 10 | 17 | 5  |

## NATIONAL BASKETBALL ASSOCIATION

## OFFICIAL SCORER'S REPORT

Tuesday, November 01, 2016 AT&T Center, San Antonio, TX  
 Officials: #19 Jarrett Capers, #56 Michael Smith, #40 Leon Wood

Game Duration: 2:10  
 Attendance: 18,418 (Sellout)

VISITOR: Utah Jazz (2-2)

|                   | POS                       | MIN   | FG     | FGA | 3P | 3PA    | FT     | FTA       | OR | DR | TOT                 | A  | PF | ST | TO | BS | +/- | PTS |
|-------------------|---------------------------|-------|--------|-----|----|--------|--------|-----------|----|----|---------------------|----|----|----|----|----|-----|-----|
| 6 Joe Johnson     | F                         | 34:17 | 3      | 8   | 2  | 5      | 0      | 0         | 0  | 3  | 3                   | 5  | 2  | 1  | 1  | 0  | 2   | 8   |
| 15 Derrick Favors | F                         | 15:37 | 3      | 8   | 0  | 0      | 0      | 0         | 3  | 3  | 3                   | 1  | 0  | 0  | 1  | 0  | 1   | 6   |
| 27 Rudy Gobert    | C                         | 33:22 | 1      | 4   | 0  | 0      | 4      | 8         | 2  | 10 | 12                  | 1  | 4  | 0  | 2  | 0  | 10  | 8   |
| 5 Rodney Hood     | G                         | 33:02 | 8      | 13  | 4  | 8      | 3      | 3         | 0  | 5  | 5                   | 1  | 2  | 1  | 0  | 3  | 19  | 19  |
| 3 George Hill     | G                         | 32:44 | 9      | 13  | 3  | 5      | 1      | 1         | 0  | 2  | 2                   | 7  | 2  | 1  | 0  | 0  | 7   | 22  |
| 11 Dante Eason    |                           | 13:52 | 1      | 2   | 0  | 1      | 2      | 3         | 0  | 3  | 3                   | 2  | 2  | 0  | 3  | 4  | 11  | 4   |
| 8 Shelvin Mack    |                           | 19:05 | 8      | 9   | 2  | 2      | 0      | 0         | 0  | 1  | 1                   | 0  | 1  | 1  | 2  | 0  | 14  | 14  |
| 41 Trey Lyles     |                           | 28:51 | 8      | 15  | 2  | 7      | 1      | 1         | 0  | 7  | 7                   | 3  | 2  | 0  | 1  | 2  | 23  | 15  |
| 24 Jeff Withey    |                           | 10:35 | 0      | 2   | 0  | 0      | 4      | 4         | 0  | 2  | 2                   | 0  | 1  | 0  | 0  | 1  | 5   | 4   |
| 2 Joe Ingles      |                           | 18:35 | 3      | 4   | 2  | 3      | 0      | 0         | 0  | 1  | 1                   | 0  | 3  | 1  | 0  | 0  | 8   | 8   |
| 21 Joel Bolomboy  | DNP - Coach's Decision    |       |        |     |    |        |        |           |    |    |                     |    |    |    |    |    |     |     |
| 33 Boris Diaw     | DND - Right leg contusion |       |        |     |    |        |        |           |    |    |                     |    |    |    |    |    |     |     |
| 25 Raul Neto      | DNP - Coach's Decision    |       |        |     |    |        |        |           |    |    |                     |    |    |    |    |    |     |     |
| 240:00            |                           |       | 38     | 78  | 15 | 31     | 15     | 18        | 2  | 37 | 39                  | 22 | 20 | 5  | 10 | 8  | 15  | 108 |
|                   |                           |       | 50.0 % |     |    | 48.4 % | 83.3 % | TM REB: 8 |    |    | TOT TO: 11 (12 PTS) |    |    |    |    |    |     |     |

HOME: SAN ANTONIO SPURS (4-1)

|                         | POS | MIN   | FG     | FGA | 3P | 3PA    | FT     | FTA       | OR | DR | TOT                 | A  | PF | ST | TO | BS | +/- | PTS |
|-------------------------|-----|-------|--------|-----|----|--------|--------|-----------|----|----|---------------------|----|----|----|----|----|-----|-----|
| 2 Kawhi Leonard         | F   | 35:47 | 10     | 18  | 5  | 7      | 5      | 0         | 7  | 7  | 2                   | 1  | 2  | 2  | 0  | 5  | 30  | 30  |
| 12 LaMarcus Aldridge    | F   | 35:12 | 8      | 18  | 0  | 1      | 5      | 5         | 0  | 4  | 4                   | 1  | 0  | 0  | 0  | 1  | -1  | 21  |
| 18 Pau Gasol            | C   | 28:33 | 4      | 8   | 0  | 1      | 0      | 0         | 1  | 7  | 8                   | 2  | 3  | 0  | 0  | 3  | 1   | 8   |
| 17 Jonathan Simmons     | G   | 29:12 | 1      | 7   | 0  | 3      | 0      | 0         | 0  | 2  | 2                   | 3  | 1  | 0  | 0  | 0  | 5   | 2   |
| 9 Tony Parker           | G   | 32:38 | 3      | 5   | 0  | 0      | 0      | 1         | 0  | 3  | 3                   | 8  | 3  | 1  | 0  | 1  | 0   | -8  |
| 20 Manu Ginobili        |     | 23:07 | 1      | 5   | 1  | 3      | 5      | 5         | 0  | 1  | 1                   | 3  | 0  | 1  | 3  | 0  | -23 | 8   |
| 8 Patty Mills           |     | 14:37 | 4      | 8   | 0  | 4      | 0      | 0         | 1  | 0  | 1                   | 2  | 1  | 1  | 1  | 0  | -3  | 8   |
| 10 David Lee            |     | 14:04 | 2      | 3   | 0  | 0      | 1      | 1         | 1  | 1  | 2                   | 0  | 3  | 1  | 1  | 0  | -20 | 5   |
| 3 Dewayne Dedmon        |     | 12:18 | 0      | 3   | 0  | 0      | 1      | 2         | 1  | 4  | 5                   | 0  | 3  | 0  | 1  | 0  | -4  | 1   |
| 1 Kyle Anderson         |     | 14:19 | 0      | 3   | 0  | 1      | 2      | 2         | 0  | 1  | 1                   | 0  | 0  | 1  | 1  | 0  | -7  | 2   |
| 27 Nicolas Laprovittola |     | 0:45  | 0      | 0   | 0  | 0      | 0      | 0         | 0  | 0  | 0                   | 0  | 0  | 0  | 0  | 0  | -3  | 0   |
| 5 DeJuaney Murrey       |     | 0:45  | 0      | 0   | 0  | 0      | 0      | 0         | 0  | 0  | 0                   | 0  | 0  | 0  | 0  | 0  | -3  | 0   |
| 11 Bryn Forbes          |     | 0:45  | 0      | 0   | 0  | 0      | 0      | 0         | 0  | 0  | 0                   | 0  | 0  | 0  | 0  | 0  | -3  | 0   |
| 240:00                  |     |       | 33     | 78  | 6  | 20     | 19     | 21        | 4  | 30 | 34                  | 19 | 15 | 8  | 9  | 5  | -15 | 91  |
|                         |     |       | 43.4 % |     |    | 30.0 % | 90.5 % | TM REB: 7 |    |    | TOT TO: 10 (12 PTS) |    |    |    |    |    |     |     |

## SCORE BY PERIOD

Jazz

SPURS

Inactive: Jazz - Butler, Hayward; Spurs - Barnes, Green

Points in the Paint: Jazz 20 (10/26), SPURS 30 (18/24)

2nd Chance Points: Jazz 4 (1/2), SPURS 5 (0/1)

Fast Break Points: Jazz 8 (2/7), SPURS 17 (7/7)

Technical Fouls: Defensive Three Second

Jazz (1): 1:59 2nd

SPURS (1): 1:59 1st

Flagged Lead: Jazz 16, SPURS 4

Lead Changes: 8

Times Tied: 3

Copyright (c) 2016 NBA Properties, INC. All Rights Reserved

## NATIONAL BASKETBALL ASSOCIATION

## OFFICIAL SCORER'S REPORT

Friday, November 04, 2016 Vivint Smart Home Arena, Salt Lake City, UT  
 Officials: #29 Mark Lindsey, #33 Sean Corbin, #45 Brian Forte

Game Duration: 2:11  
 Attendance: 19,911 (Sellout)

VISITOR: San Antonio Spurs (5-1)

|                         | POS | MIN   | FG     | FGA | 3P | 3PA    | FT     | FTA       | OR | DR | TOT                 | A  | PF | ST | TO | BS | +/- | PTS |
|-------------------------|-----|-------|--------|-----|----|--------|--------|-----------|----|----|---------------------|----|----|----|----|----|-----|-----|
| 2 Kawhi Leonard         | F   | 31:30 | 9      | 18  | 1  | 5      | 10     | 10        | 4  | 7  | 11                  | 4  | 2  | 1  | 1  | 1  | 7   | 28  |
| 12 LaMarcus Aldridge    | F   | 29:01 | 7      | 13  | 0  | 0      | 5      | 8         | 1  | 5  | 6                   | 0  | 3  | 2  | 2  | 1  | 1   | 19  |
| 18 Pau Gasol            | C   | 23:20 | 4      | 9   | 0  | 0      | 0      | 1         | 5  | 8  | 2                   | 0  | 0  | 0  | 1  | 2  | 8   | 8   |
| 1 Kyle Anderson         | G   | 24:12 | 1      | 3   | 0  | 0      | 0      | 0         | 0  | 3  | 3                   | 1  | 2  | 4  | 0  | 0  | -2  | 2   |
| 8 Patty Mills           | G   | 29:38 | 8      | 11  | 4  | 7      | 0      | 0         | 0  | 3  | 3                   | 3  | 3  | 0  | 1  | 0  | 17  | 16  |
| 17 Jonathan Simmons     |     | 20:50 | 1      | 3   | 0  | 0      | 1      | 2         | 0  | 4  | 4                   | 2  | 3  | 2  | 2  | 0  | 15  | 3   |
| 42 Davis Bertans        |     | 18:17 | 0      | 4   | 0  | 3      | 0      | 0         | 1  | 2  | 3                   | 1  | 2  | 0  | 0  | 0  | 8   | 0   |
| 27 Nicolas Laprovittola |     | 18:22 | 0      | 8   | 0  | 4      | 2      | 2         | 0  | 1  | 1                   | 1  | 3  | 0  | 3  | 0  | -3  | 2   |
| 20 Manu Ginobili        |     | 14:07 | 4      | 7   | 1  | 1      | 0      | 0         | 0  | 3  | 3                   | 0  | 2  | 0  | 1  | 1  | 13  | 9   |
| 10 David Lee            |     | 13:50 | 2      | 2   | 0  | 0      | 0      | 0         | 1  | 0  | 1                   | 2  | 1  | 0  | 0  | 0  | 2   | 4   |
| 3 Dewayne Dedmon        |     | 12:27 | 3      | 5   | 0  | 0      | 0      | 0         | 1  | 7  | 8                   | 0  | 3  | 0  | 0  | 3  | -2  | 6   |
| 5 DeJuaney Murrey       |     | 3:13  | 0      | 2   | 0  | 0      | 2      | 2         | 0  | 0  | 0                   | 1  | 0  | 0  | 0  | 0  | -2  | 2   |
| 11 Bryn Forbes          |     | 3:13  | 0      | 0   | 0  | 0      | 0      | 0         | 0  | 0  | 0                   | 0  | 0  | 0  | 0  | 0  | -2  | 0   |
| 240:00                  |     |       | 37     | 83  | 6  | 20     | 20     | 22        | 9  | 40 | 49                  | 17 | 25 | 9  | 11 | 8  | 14  | 100 |
|                         |     |       | 44.8 % |     |    | 30.0 % | 90.9 % | TM REB: 7 |    |    | TOT TO: 11 (13 PTS) |    |    |    |    |    |     |     |

HOME: UTAH JAZZ (3-3)

|    |                | POS                       | MIN    | FG | FGA | 3P     | 3PA | FT | FTA    | OR | DR | TOT    | A  | PF | ST        | TO | BS | +/-                | PTS |  |
|----|----------------|---------------------------|--------|----|-----|--------|-----|----|--------|----|----|--------|----|----|-----------|----|----|--------------------|-----|--|
| 6  | Joe Johnson    | F                         | 23:41  | 5  | 8   | 2      | 2   | 2  | 2      | 0  | 1  | 2      | 2  | 1  | 1         | 1  | 1  | -5                 | 14  |  |
| 15 | Derrick Favors | F                         | 27:03  | 3  | 13  | 0      | 0   | 0  | 0      | 2  | 5  | 7      | 0  | 1  | 2         | 1  | 1  | -2                 | 6   |  |
| 27 | Rudy Gobert    | C                         | 29:29  | 2  | 2   | 0      | 0   | 1  | 4      | 2  | 6  | 8      | 1  | 2  | 0         | 0  | 0  | -12                | 5   |  |
| 5  | Rodney Hood    | G                         | 23:53  | 7  | 12  | 2      | 4   | 2  | 4      | 1  | 4  | 5      | 2  | 4  | 1         | 1  | 0  | 0                  | 18  |  |
| 3  | George Hill    | G                         | 28:23  | 5  | 13  | 3      | 6   | 0  | 0      | 1  | 2  | 3      | 2  | 0  | 1         | 0  | 0  | -7                 | 13  |  |
| 41 | Trey Lyles     |                           | 29:08  | 1  | 5   | 1      | 4   | 3  | 4      | 2  | 5  | 7      | 2  | 0  | 1         | 0  | 1  | -12                | 6   |  |
| 2  | Joe Ingles     |                           | 21:19  | 2  | 5   | 1      | 4   | 2  | 4      | 0  | 1  | 1      | 1  | 3  | 2         | 3  | 0  | -8                 | 7   |  |
| 8  | Shelvin Mack   |                           | 21:22  | 2  | 8   | 1      | 2   | 2  | 2      | 0  | 1  | 1      | 2  | 2  | 1         | 2  | 0  | -8                 | 7   |  |
| 11 | Dante Eason    |                           | 28:35  | 3  | 9   | 1      | 3   | 0  | 0      | 1  | 6  | 7      | 2  | 1  | 0         | 1  | 0  | -19                | 7   |  |
| 24 | Jeff Withey    |                           | 7:07   | 0  | 2   | 0      | 1   | 3  | 4      | 0  | 2  | 2      | 0  | 2  | 0         | 0  | 1  | -1                 | 3   |  |
| 21 | Joel Bolomboy  | DNP - Coach's Decision    |        |    |     |        |     |    |        |    |    |        |    |    |           |    |    |                    |     |  |
| 33 | Boris Diaw     | DND - Right leg contusion |        |    |     |        |     |    |        |    |    |        |    |    |           |    |    |                    |     |  |
| 25 | Raul Neto      | DNP - Coach's Decision    |        |    |     |        |     |    |        |    |    |        |    |    |           |    |    |                    |     |  |
|    |                |                           | 240:00 | 30 | 80  | 11     | 28  | 15 | 24     | 9  | 33 | 42     | 15 | 19 | 7         | 12 | 4  | -14                | 86  |  |
|    |                |                           |        |    |     | 37.5 % |     |    | 42.3 % |    |    | 62.5 % |    |    | TM REB: 9 |    |    | TOT TO: 12 (7 PTS) |     |  |

## SCORE BY PERIOD

Spurs

JAZZ

Inactive: Spurs - Green, Parker; Jazz - Butler, Hayward

Points in the Paint: Spurs 34 (17/37), JAZZ 32 (18/40)

2nd Chance Points: Spurs 20 (7/10), JAZZ 7 (3/9)

Fast Break Points: Spurs 6 (2/4), JAZZ 4 (2/4)

Flagged Lead: Spurs 16, JAZZ 8

Lead Changes: 2

Times Tied: 2

Copyright (c) 2016 NBA Properties, INC. All Rights Reserved

## NATIONAL BASKETBALL ASSOCIATION

## OFFICIAL SCORER'S REPORT

Sunday, April 02, 2017 AT&T Center, San Antonio, TX  
 Officials: #5 Kaine Fitzgerald, #77 Karl Lane, #9 Derrick Stafford

Game Duration: 2:17  
 Attendance: 18,418 (Sellout)

VISITOR: Utah Jazz (47-30)

|    | POS            | MIN                      | FG     | FGA | 3P     | 3PA | FT     | FTA | OR        | DR | TOT | A  | PF                  | ST | TO | BS | +/- | PTS |    |
|----|----------------|--------------------------|--------|-----|--------|-----|--------|-----|-----------|----|-----|----|---------------------|----|----|----|-----|-----|----|
| 20 | Gordon Hayward | F                        | 35:41  | 8   | 19     | 1   | 5      | 3   | 5         | 1  | 2   | 3  | 4                   | 3  | 1  | 2  | 0   | 0   | 18 |
| 33 | Boris Diaw     | F                        | 19:17  | 9   | 9      | 1   | 1      | 0   | 0         | 2  | 1   | 3  | 2                   | 2  | 0  | 3  | 0   | -5  | 19 |
| 27 | Rudy Gobert    | C                        | 40:52  | 9   | 15     | 0   | 0      | 1   | 2         | 7  | 14  | 5  | 0                   | 0  | 1  | 8  | 4   | 19  |    |
| 5  | Rodney Hood    | G                        | 27:29  | 2   | 9      | 1   | 5      | 0   | 0         | 0  | 1   | 1  | 2                   | 2  | 1  | 0  | 0   | -12 | 5  |
| 11 | Dante Eason    | G                        | 27:08  | 3   | 7      | 1   | 2      | 0   | 0         | 1  | 2   | 3  | 2                   | 4  | 0  | 0  | 1   | 5   | 7  |
| 6  | Joe Johnson    |                          | 28:43  | 5   | 10     | 3   | 8      | 0   | 0         | 0  | 3   | 3  | 3                   | 1  | 0  | 1  | 0   | -1  | 13 |
| 8  | Shelvin Mack   |                          | 25:21  | 5   | 10     | 0   | 1      | 3   | 4         | 0  | 1   | 1  | 2                   | 2  | 2  | 0  | 0   | -4  | 13 |
| 2  | Joe Ingles     |                          | 28:21  | 3   | 8      | 2   | 4      | 0   | 0         | 0  | 4   | 4  | 4                   | 4  | 2  | 3  | 0   | -7  | 8  |
| 24 | Jeff Withey    |                          | 7:29   | 1   | 2      | 0   | 0      | 1   | 2         | 1  | 3   | 4  | 0                   | 0  | 0  | 0  | 1   | -10 | 3  |
| 21 | Joel Bolomboy  | DNP - Coach's Decision   |        |     |        |     |        |     |           |    |     |    |                     |    |    |    |     |     |    |
| 10 | Alec Burks     | DNP - Coach's Decision   |        |     |        |     |        |     |           |    |     |    |                     |    |    |    |     |     |    |
| 41 | Trey Lyles     | DNP - Coach's Decision   |        |     |        |     |        |     |           |    |     |    |                     |    |    |    |     |     |    |
| 25 | Raul Neto      | DND - right groin strain |        |     |        |     |        |     |           |    |     |    |                     |    |    |    |     |     |    |
|    |                | 240:00                   | 43     | 89  | 9      | 24  | 8      | 13  | 12        | 24 | 38  | 24 | 18                  | 8  | 10 | 8  | -8  | 103 |    |
|    |                |                          | 48.3 % |     | 37.5 % |     | 81.5 % |     | TM REB: 7 |    |     |    | TOT TO: 10 (16 PTS) |    |    |    |     |     |    |





**LEAGUE STATS**

## NBA WESTERN CONFERENCE

## SOUTHWEST DIVISION

|             | W  | L  | PCT  | GB | HOME  | ROAD  | LAST-10 | STREAK |
|-------------|----|----|------|----|-------|-------|---------|--------|
| San Antonio | 61 | 21 | .744 | -  | 31-10 | 30-11 | 5-5     | Lost 3 |
| Houston     | 55 | 27 | .671 | 6  | 30-11 | 25-16 | 5-5     | Won 1  |
| Memphis     | 43 | 39 | .524 | 18 | 24-17 | 19-22 | 3-7     | Lost 2 |
| New Orleans | 34 | 48 | .415 | 27 | 21-20 | 13-28 | 4-6     | Won 1  |
| Dallas      | 33 | 49 | .402 | 28 | 21-20 | 12-29 | 2-8     | Won 1  |

## NORTHWEST DIVISION

|               | W  | L  | PCT  | GB | HOME  | ROAD  | LAST-10 | STREAK |
|---------------|----|----|------|----|-------|-------|---------|--------|
| Utah          | 51 | 31 | .622 | -  | 29-12 | 22-19 | 7-3     | Won 2  |
| Oklahoma City | 47 | 35 | .573 | 4  | 28-13 | 19-22 | 6-4     | Lost 1 |
| Portland      | 41 | 41 | .500 | 10 | 25-16 | 16-25 | 7-3     | Lost 1 |
| Denver        | 40 | 42 | .488 | 11 | 22-19 | 18-23 | 5-5     | Won 2  |
| Minnesota     | 31 | 51 | .378 | 20 | 20-21 | 11-30 | 3-7     | Lost 6 |

## PACIFIC DIVISION

|               | W  | L  | PCT  | GB | HOME  | ROAD  | LAST-10 | STREAK |
|---------------|----|----|------|----|-------|-------|---------|--------|
| Golden State  | 67 | 15 | .817 | -  | 36-5  | 31-10 | 9-1     | Won 1  |
| L.A. Clippers | 51 | 31 | .622 | 16 | 29-12 | 22-19 | 8-2     | Won 7  |
| Sacramento    | 32 | 50 | .390 | 35 | 17-24 | 15-26 | 5-5     | Lost 1 |
| L.A. Lakers   | 26 | 56 | .317 | 41 | 17-24 | 9-32  | 5-5     | Lost 1 |
| Phoenix       | 24 | 58 | .293 | 43 | 15-26 | 9-32  | 2-8     | Lost 1 |

[illegible]





# LEAGUE LEADERS

| SCORING AVERAGE    |     |      |      |                     | REBOUNDS PER GAME    |                     |      |                      |     | ASSISTS PER GAME |      |                 |    |     |      |
|--------------------|-----|------|------|---------------------|----------------------|---------------------|------|----------------------|-----|------------------|------|-----------------|----|-----|------|
| G                  | FG  | FT   | PTS  | AVG                 | G                    | OFF                 | DEF  | TOT                  | AVG | G                | AST  | AVG             |    |     |      |
| Westbrook, OKC.    | 81  | 824  | 710  | 2558                | 31.6                 | Whiteside, Mia.     | 77   | 293                  | 795 | 1088             | 14.1 | Harden, Hou.    | 81 | 907 | 11.2 |
| Harden, Hou.       | 81  | 674  | 746  | 2356                | 29.1                 | Drummond, Det.      | 81   | 345                  | 770 | 1115             | 13.8 | Wall, Was.      | 78 | 831 | 10.7 |
| Thomas, Bos.       | 76  | 682  | 590  | 2199                | 28.9                 | Jordan, LA-C        | 81   | 298                  | 816 | 1114             | 13.8 | Westbrook, OKC. | 81 | 840 | 10.4 |
| Davis, N.O.        | 75  | 770  | 519  | 2099                | 28.0                 | Gobert, Utah        | 81   | 314                  | 721 | 1035             | 12.8 | Paul, LA-C      | 61 | 563 | 9.2  |
| DeRozan, Tor.      | 74  | 721  | 545  | 2020                | 27.3                 | Howard, Atl.        | 74   | 296                  | 644 | 940              | 12.7 | Rubio, Min.     | 75 | 682 | 9.1  |
| Lillard, Por.      | 75  | 661  | 488  | 2024                | 27.0                 | Towns, Min.         | 82   | 296                  | 711 | 1007             | 12.3 | James, Cle.     | 74 | 646 | 8.7  |
| Cousins, Sac.-N.O. | 72  | 647  | 517  | 1942                | 27.0                 | Davis, N.O.         | 75   | 172                  | 712 | 884              | 11.8 | Teague, Ind.    | 82 | 639 | 7.8  |
| James, Cle.        | 74  | 736  | 358  | 1954                | 26.4                 | Love, Cle.          | 60   | 148                  | 518 | 666              | 11.1 | Holiday, N.O.   | 67 | 488 | 7.3  |
| Leonard, S.A.      | 74  | 636  | 469  | 1888                | 25.5                 | Cousins, Sac.-N.O.  | 72   | 152                  | 642 | 794              | 11.0 | Green, G.S.     | 76 | 533 | 7.0  |
| Curry, G.S.        | 79  | 675  | 325  | 1999                | 25.3                 | Westbrook, OKC.     | 81   | 137                  | 727 | 864              | 10.7 | Lowry, Tor.     | 60 | 417 | 7.0  |
| Irving, Cle.       | 72  | 671  | 297  | 1816                | 25.2                 | Vucevic, Orl.       | 75   | 176                  | 603 | 779              | 10.4 | Rondo, Chi.     | 69 | 461 | 6.7  |
| Towns, Min.        | 82  | 802  | 356  | 2061                | 25.1                 | Gortat, Was.        | 82   | 238                  | 611 | 849              | 10.4 | Curry, G.S.     | 79 | 524 | 6.6  |
| Durant, G.S.       | 62  | 551  | 336  | 1555                | 25.1                 | Jokic, Den.         | 73   | 212                  | 506 | 718              | 9.8  | McConnell, Phi. | 81 | 534 | 6.6  |
| Butler, Chi.       | 76  | 570  | 585  | 1816                | 23.9                 | Valanciunas, Tor.   | 80   | 226                  | 533 | 759              | 9.5  | Payton, Orl.    | 82 | 529 | 6.5  |
| George, Ind.       | 75  | 622  | 336  | 1775                | 23.7                 | Thompson, Cle.      | 78   | 286                  | 429 | 715              | 9.2  | Bledsoe, Pho.   | 66 | 418 | 6.3  |
| Wiggins, Min.      | 82  | 709  | 412  | 1933                | 23.6                 | Antetokounmpo, Mil. | 80   | 142                  | 558 | 700              | 8.8  | Schroder, Atl.  | 79 | 499 | 6.3  |
| Walker, Cha.       | 79  | 643  | 304  | 1830                | 23.2                 | James, Cle.         | 74   | 97                   | 542 | 639              | 8.6  | Conley, Mem.    | 69 | 433 | 6.3  |
| Wall, Was.         | 78  | 647  | 422  | 1805                | 23.1                 | Randle, LA-L        | 74   | 151                  | 486 | 637              | 8.6  | Batum, Cha.     | 77 | 456 | 5.9  |
| Beal, Was.         | 77  | 637  | 282  | 1779                | 23.1                 | Durant, G.S.        | 62   | 39                   | 474 | 513              | 8.3  | Thomas, Bos.    | 76 | 448 | 5.9  |
| McCollum, Por.     | 80  | 692  | 268  | 1837                | 23.0                 | Randolph, Mem.      | 73   | 182                  | 416 | 598              | 8.2  | Lillard, Por.   | 75 | 440 | 5.9  |
|                    |     |      |      |                     |                      |                     |      |                      |     |                  |      |                 |    |     |      |
| FIELD GOAL PCT.    |     |      |      |                     | 3-PT FIELD GOAL PCT. |                     |      |                      |     | FREE THROW PCT.  |      |                 |    |     |      |
| Jordan, LA-C       | 412 | 577  | .714 | Korver, Atl.-Cle.   | 162                  | 359                 | .451 | McCollum, Por.       | 268 | 294              | .912 |                 |    |     |      |
| Gobert, Utah       | 413 | 625  | .661 | Crabbe, Por.        | 134                  | 302                 | .444 | Thomas, Bos.         | 590 | 649              | .909 |                 |    |     |      |
| Capela, Hou.       | 362 | 563  | .643 | Ingles, Utah        | 123                  | 279                 | .441 | Irving, Cle.         | 297 | 328              | .905 |                 |    |     |      |
| Howard, Atl.       | 388 | 613  | .633 | Porter, Was.        | 148                  | 341                 | .434 | Gallinari, Den.      | 349 | 387              | .902 |                 |    |     |      |
| Gortat, Was.       | 390 | 674  | .579 | Redick, LA-C        | 201                  | 468                 | .429 | George, Ind.         | 336 | 374              | .898 |                 |    |     |      |
| Jokic, Den.        | 494 | 854  | .578 | Curry, Dal.         | 137                  | 322                 | .425 | Curry, G.S.          | 325 | 362              | .898 |                 |    |     |      |
| Adams, OKC.        | 374 | 655  | .571 | McCollum, Por.      | 185                  | 439                 | .421 | Lillard, Por.        | 488 | 545              | .895 |                 |    |     |      |
| Whiteside, Mia.    | 542 | 973  | .557 | Harris, Den.        | 107                  | 255                 | .420 | Bogdanovic, Bkn.-Was | 217 | 243              | .893 |                 |    |     |      |
| Valanciunas, Tor.  | 391 | 702  | .557 | Babbitt, Mia.       | 87                   | 210                 | .414 | Belinelli, Cha.      | 150 | 168              | .893 |                 |    |     |      |
| James, Cle.        | 736 | 1344 | .548 | Thompson, G.S.      | 268                  | 647                 | .414 | Paul, LA-C           | 232 | 260              | .892 |                 |    |     |      |
|                    |     |      |      |                     |                      |                     |      |                      |     |                  |      |                 |    |     |      |
| STEALS PER GAME    |     |      |      |                     | BLOCKS PER GAME      |                     |      |                      |     | MINUTES PER GAME |      |                 |    |     |      |
| Green, G.S.        | 76  | 154  | 2.03 | Gobert, Utah        | 81                   | 214                 | 2.64 | James, Cle.          | 74  | 2795             | 37.8 |                 |    |     |      |
| Wall, Was.         | 78  | 157  | 2.01 | Davis, N.O.         | 75                   | 167                 | 2.23 | Lowry, Tor.          | 60  | 2244             | 37.4 |                 |    |     |      |
| Paul, LA-C         | 61  | 119  | 1.95 | Turner, Ind.        | 81                   | 173                 | 2.14 | Wiggins, Min.        | 82  | 3048             | 37.2 |                 |    |     |      |
| Covington, Phi.    | 67  | 127  | 1.90 | Whiteside, Mia.     | 77                   | 162                 | 2.10 | Butler, Chi.         | 76  | 2809             | 37.0 |                 |    |     |      |
| Butler, Chi.       | 76  | 143  | 1.88 | Porzingis, N.Y.     | 66                   | 129                 | 1.95 | Towns, Min.          | 82  | 3031             | 37.0 |                 |    |     |      |
| Ariza, Hou.        | 80  | 147  | 1.84 | Antetokounmpo, Mil. | 80                   | 151                 | 1.89 | Harden, Hou.         | 81  | 2947             | 36.4 |                 |    |     |      |
| Curry, G.S.        | 79  | 142  | 1.80 | Jordan, LA-C        | 81                   | 134                 | 1.65 | Wall, Was.           | 78  | 2836             | 36.4 |                 |    |     |      |
| Leonard, S.A.      | 74  | 133  | 1.80 | Lopez, Bkn.         | 75                   | 124                 | 1.65 | Davis, N.O.          | 75  | 2708             | 36.1 |                 |    |     |      |
| Rubio, Min.        | 75  | 128  | 1.71 | Durant, G.S.        | 62                   | 99                  | 1.60 | Lillard, Por.        | 75  | 2693             | 35.9 |                 |    |     |      |
| McConnell, Phi.    | 81  | 134  | 1.65 | Ibaka, Orl.-Tor.    | 79                   | 124                 | 1.57 | George, Ind.         | 75  | 2689             | 35.9 |                 |    |     |      |

# ROOKIE LEADERS



| SCORING AVERAGE        | G  | FG  | FT  | PTS  | AVG  | REBOUNDS PER GAME  | G  | OFF | DEF | TOT | AVG | ASSISTS PER GAME   | G  | AST | AVG |
|------------------------|----|-----|-----|------|------|--------------------|----|-----|-----|-----|-----|--------------------|----|-----|-----|
| Embiid, Phi.           | 31 | 200 | 191 | 627  | 20.2 | Embiid, Phi.       | 31 | 61  | 182 | 243 | 7.8 | Brogdon, Mil.      | 75 | 317 | 4.2 |
| Saric, Phi.            | 81 | 381 | 172 | 1040 | 12.8 | Hernangomez, N.Y.  | 72 | 170 | 332 | 502 | 7.0 | Ferrell, Bkn.-Dal. | 46 | 172 | 3.7 |
| Hield, N.O.-Sac.       | 82 | 327 | 64  | 866  | 10.6 | Saric, Phi.        | 81 | 112 | 401 | 513 | 6.3 | Ulis, Pho.         | 61 | 226 | 3.7 |
| Brogdon, Mil.          | 75 | 290 | 109 | 767  | 10.2 | Labissiere, Sac.   | 33 | 51  | 111 | 162 | 4.9 | Harrison, Mem.     | 72 | 198 | 2.8 |
| Ferrell, Bkn.-Dal.     | 46 | 160 | 74  | 462  | 10.0 | Chriss, Pho.       | 82 | 96  | 252 | 348 | 4.2 | Delaney, Atl.      | 73 | 193 | 2.6 |
| Murray, Den.           | 82 | 295 | 106 | 811  | 9.9  | Zubac, LA-L        | 38 | 41  | 118 | 159 | 4.2 | Whitehead, Bkn.    | 73 | 192 | 2.6 |
| Ingram, LA-L           | 79 | 276 | 133 | 740  | 9.4  | Ingram, LA-L       | 79 | 60  | 256 | 316 | 4.0 | Dunn, Min.         | 78 | 188 | 2.4 |
| Chriss, Pho.           | 82 | 284 | 113 | 753  | 9.2  | Sabonis, OKC.      | 81 | 46  | 242 | 288 | 3.6 | Saric, Phi.        | 81 | 182 | 2.2 |
| Labissiere, Sac.       | 33 | 117 | 52  | 289  | 8.8  | Siakam, Tor.       | 55 | 64  | 121 | 185 | 3.4 | Embiid, Phi.       | 31 | 66  | 2.1 |
| LeVert, Bkn.           | 57 | 171 | 67  | 468  | 8.2  | LeVert, Bkn.       | 57 | 23  | 165 | 188 | 3.3 | Ingram, LA-L       | 79 | 166 | 2.1 |
| Hernangomez, N.Y.      | 72 | 246 | 91  | 587  | 8.2  | Hield, N.O.-Sac.   | 82 | 35  | 235 | 270 | 3.3 | Murray, Den.       | 82 | 170 | 2.1 |
| Zubac, LA-L            | 38 | 126 | 32  | 284  | 7.5  | McGruder, Mia.     | 78 | 94  | 162 | 256 | 3.3 | Baker, N.Y.        | 52 | 107 | 2.1 |
| Whitehead, Bkn.        | 73 | 204 | 91  | 543  | 7.4  | Poeltl, Tor.       | 54 | 78  | 87  | 165 | 3.1 | Christon, OKC.     | 64 | 130 | 2.0 |
| Ulis, Pho.             | 61 | 184 | 55  | 444  | 7.3  | Hernangomez, Den.  | 62 | 43  | 144 | 187 | 3.0 | LeVert, Bkn.       | 57 | 110 | 1.9 |
| Brown, Bos.            | 78 | 192 | 85  | 515  | 6.6  | Zipser, Chi.       | 44 | 15  | 110 | 125 | 2.8 | Baldwin, Mem.      | 33 | 61  | 1.8 |
| Luwawu, Phi.           | 69 | 145 | 105 | 445  | 6.4  | Brogdon, Mil.      | 75 | 47  | 166 | 213 | 2.8 | Satoransky, Was.   | 57 | 92  | 1.6 |
| McGruder, Mia.         | 78 | 190 | 44  | 497  | 6.4  | Brown, Bos.        | 78 | 45  | 175 | 220 | 2.8 | McGruder, Mia.     | 78 | 124 | 1.6 |
| Kuzminskas, N.Y.       | 68 | 158 | 55  | 425  | 6.3  | Finney-Smith, Dal. | 81 | 55  | 167 | 222 | 2.7 | Hield, N.O.-Sac.   | 82 | 121 | 1.5 |
| T. Williams, Mem.-Hou. | 30 | 73  | 21  | 185  | 6.2  | Prince, Atl.       | 59 | 25  | 132 | 157 | 2.7 | Felder, Cle.       | 42 | 58  | 1.4 |
| Abrines, OKC.          | 68 | 134 | 44  | 406  | 6.0  | Valentine, Chi.    | 57 | 11  | 140 | 151 | 2.6 | Hernangomez, N.Y.  | 72 | 96  | 1.3 |

| FIELD GOAL PCT.   | FG  | FGA | PCT  | 3-PT FIELD GOAL PCT. | 3FG | 3GA | PCT  | FREE THROW PCT.    | FT  | FTA | PCT  |
|-------------------|-----|-----|------|----------------------|-----|-----|------|--------------------|-----|-----|------|
| Hernangomez, N.Y. | 246 | 465 | .529 | Hernangomez, Den.    | 46  | 113 | .407 | Murray, Den.       | 106 | 120 | .883 |
| Embiid, Phi.      | 200 | 429 | .466 | Brogdon, Mil.        | 78  | 193 | .404 | Brogdon, Mil.      | 109 | 126 | .865 |
| Brogdon, Mil.     | 290 | 635 | .457 | Bertans, S.A.        | 69  | 173 | .399 | Luwawu, Phi.       | 105 | 123 | .854 |
| Brown, Bos.       | 192 | 423 | .454 | Hield, N.O.-Sac.     | 148 | 379 | .391 | Hield, N.O.-Sac.   | 64  | 76  | .842 |
| LeVert, Bkn.      | 171 | 380 | .450 | Ferrell, Bkn.-Dal.   | 68  | 176 | .386 | Ferrell, Bkn.-Dal. | 74  | 89  | .831 |
| Chriss, Pho.      | 284 | 632 | .449 | Abrines, OKC.        | 94  | 247 | .381 | Delaney, Atl.      | 75  | 93  | .806 |
| Kuzminskas, N.Y.  | 158 | 368 | .429 | Valentine, Chi.      | 73  | 208 | .351 | Whitehead, Bkn.    | 91  | 113 | .805 |
| Hield, N.O.-Sac.  | 327 | 767 | .426 | Brown, Bos.          | 46  | 135 | .341 | Prince, Atl.       | 74  | 94  | .787 |
| Ulis, Pho.        | 184 | 437 | .421 | Murray, Den.         | 115 | 344 | .334 | Embiid, Phi.       | 191 | 244 | .783 |
| McGruder, Mia.    | 190 | 460 | .413 | McCaw, G.S.          | 41  | 123 | .333 | Saric, Phi.        | 172 | 220 | .782 |

| STEALS PER GAME       | G  | STL | AVG  | BLOCKS PER GAME   | G  | BLK | AVG  | MINUTES PER GAME   | G  | MIN  | AVG  |
|-----------------------|----|-----|------|-------------------|----|-----|------|--------------------|----|------|------|
| Brogdon, Mil.         | 75 | 84  | 1.12 | Embiid, Phi.      | 31 | 76  | 2.45 | Ingram, LA-L       | 79 | 2279 | 28.9 |
| Dunn, Min.            | 78 | 78  | 1.00 | Zubac, LA-L       | 38 | 33  | 0.87 | Brogdon, Mil.      | 75 | 1982 | 26.4 |
| Ferrell, Bkn.-Dal.    | 46 | 42  | 0.91 | Chriss, Pho.      | 82 | 70  | 0.85 | Saric, Phi.        | 81 | 2129 | 26.3 |
| T. Williams, Mem.-Ho. | 30 | 27  | 0.90 | Siakam, Tor.      | 55 | 45  | 0.82 | Ferrell, Bkn.-Dal. | 46 | 1197 | 26.0 |
| Embiid, Phi.          | 31 | 27  | 0.87 | Bender, Pho.      | 43 | 22  | 0.51 | Embiid, Phi.       | 31 | 786  | 25.4 |
| LeVert, Bkn.          | 57 | 49  | 0.86 | Hernangomez, N.Y. | 72 | 36  | 0.50 | McGruder, Mia.     | 78 | 1966 | 25.2 |
| Chriss, Pho.          | 82 | 67  | 0.82 | Whitehead, Bkn.   | 73 | 36  | 0.49 | Hield, N.O.-Sac.   | 82 | 1888 | 23.0 |
| Ulis, Pho.            | 61 | 48  | 0.79 | Davis, Mem.       | 36 | 17  | 0.47 | Whitehead, Bkn.    | 73 | 1643 | 22.5 |
| Harrison, Mem.        | 72 | 53  | 0.74 | Dunn, Min.        | 78 | 36  | 0.46 | LeVert, Bkn.       | 57 | 1237 | 21.7 |
| Prince, Atl.          | 59 | 43  | 0.73 | Prince, Atl.      | 59 | 27  | 0.46 | Murray, Den.       | 82 | 1765 | 21.5 |



# OFFENSIVE/DEFENSIVE

## TEAMS' STATISTICS

|       |    | FIELD GOALS |      |      | 3-PT. F.G.'S |      |      | FREE THROWS |      |      | -- REBOUNDS -- |      |      | ----- MISCELLANEOUS ----- |      |    |     |      | SCORING |      |       |
|-------|----|-------------|------|------|--------------|------|------|-------------|------|------|----------------|------|------|---------------------------|------|----|-----|------|---------|------|-------|
| TEAM  | G  | MADE        | ATT. | PCT. | MADE         | ATT. | PCT. | MADE        | ATT. | PCT. | OFF.           | DEF. | TOT. | AST                       | PF   | DQ | STL | TO   | BLK     | PTS  | AVG.  |
| G.S.  | 82 | 3532        | 7140 | .495 | 982          | 2562 | .383 | 1457        | 1850 | .788 | 770            | 2873 | 3643 | 2491                      | 1585 | 4  | 785 | 1211 | 555     | 9503 | 115.9 |
| Hou.  | 82 | 3305        | 7152 | .462 | 1181         | 3306 | .357 | 1667        | 2177 | .766 | 892            | 2746 | 3638 | 2070                      | 1634 | 5  | 670 | 1240 | 352     | 9458 | 115.3 |
| Den.  | 82 | 3377        | 7194 | .469 | 870          | 2365 | .368 | 1537        | 1986 | .774 | 966            | 2837 | 3803 | 2077                      | 1567 | 3  | 568 | 1226 | 323     | 9161 | 111.7 |
| Clev. | 82 | 3275        | 6963 | .470 | 1067         | 2779 | .384 | 1431        | 1913 | .748 | 766            | 2822 | 3588 | 1858                      | 1486 | 8  | 539 | 1121 | 329     | 9048 | 110.3 |
| Wash. | 82 | 3388        | 7137 | .475 | 756          | 2030 | .372 | 1421        | 1812 | .784 | 843            | 2671 | 3514 | 1956                      | 1745 | 11 | 693 | 1162 | 337     | 8953 | 109.2 |
| LA-C  | 82 | 3242        | 6820 | .475 | 841          | 2245 | .375 | 1586        | 2128 | .745 | 738            | 2789 | 3527 | 1848                      | 1626 | 4  | 612 | 1063 | 348     | 8911 | 108.7 |
| Bos.  | 82 | 3168        | 6978 | .454 | 985          | 2742 | .359 | 1536        | 1903 | .807 | 744            | 2698 | 3442 | 2069                      | 1686 | 6  | 617 | 1088 | 340     | 8857 | 108.0 |
| Port. | 82 | 3243        | 7060 | .459 | 852          | 2273 | .375 | 1513        | 1940 | .780 | 830            | 2750 | 3580 | 1733                      | 1736 | 15 | 574 | 1126 | 408     | 8851 | 107.9 |
| Phoe. | 82 | 3270        | 7260 | .450 | 615          | 1854 | .332 | 1676        | 2159 | .776 | 976            | 2712 | 3688 | 1604                      | 2030 | 20 | 673 | 1264 | 399     | 8831 | 107.7 |
| Tor.  | 82 | 3211        | 6918 | .464 | 725          | 1996 | .363 | 1615        | 2028 | .796 | 871            | 2676 | 3547 | 1517                      | 1708 | 6  | 677 | 1041 | 400     | 8762 | 106.9 |
| OKC.  | 82 | 3237        | 7169 | .452 | 692          | 2116 | .327 | 1575        | 2113 | .745 | 1002           | 2821 | 3823 | 1721                      | 1715 | 6  | 648 | 1230 | 408     | 8741 | 106.6 |
| Bkn.  | 82 | 3102        | 6987 | .444 | 877          | 2591 | .338 | 1592        | 2020 | .788 | 721            | 2879 | 3600 | 1756                      | 1726 | 8  | 593 | 1356 | 388     | 8673 | 105.8 |
| Minn. | 82 | 3235        | 6923 | .467 | 601          | 1724 | .349 | 1586        | 1986 | .799 | 938            | 2540 | 3478 | 1940                      | 1646 | 9  | 654 | 1150 | 370     | 8657 | 105.6 |
| S.A.  | 82 | 3222        | 6864 | .469 | 753          | 1927 | .391 | 1440        | 1806 | .797 | 821            | 2777 | 3598 | 1954                      | 1498 | 2  | 655 | 1101 | 484     | 8637 | 105.3 |
| Ind.  | 82 | 3221        | 6931 | .465 | 709          | 1885 | .376 | 1467        | 1811 | .810 | 742            | 2702 | 3444 | 1844                      | 1597 | 7  | 669 | 1130 | 411     | 8618 | 105.1 |
| Cha.  | 82 | 3093        | 7000 | .442 | 824          | 2347 | .351 | 1591        | 1953 | .815 | 721            | 2853 | 3574 | 1891                      | 1360 | 7  | 571 | 942  | 390     | 8601 | 104.9 |
| LA-L  | 82 | 3224        | 7164 | .450 | 730          | 2110 | .346 | 1397        | 1853 | .754 | 933            | 2636 | 3569 | 1716                      | 1698 | 7  | 674 | 1243 | 320     | 8575 | 104.6 |
| N.Y.  | 82 | 3244        | 7253 | .447 | 704          | 2022 | .348 | 1364        | 1731 | .788 | 983            | 2722 | 3705 | 1786                      | 1668 | 13 | 582 | 1140 | 453     | 8556 | 104.3 |
| N.O.  | 82 | 3210        | 7130 | .450 | 768          | 2196 | .350 | 1368        | 1825 | .750 | 703            | 2879 | 3582 | 1869                      | 1490 | 5  | 638 | 1054 | 453     | 8556 | 104.3 |
| Milw. | 82 | 3182        | 6714 | .474 | 720          | 1947 | .370 | 1413        | 1839 | .768 | 722            | 2589 | 3311 | 1984                      | 1660 | 7  | 666 | 1145 | 437     | 8497 | 103.6 |
| Miami | 82 | 3202        | 7037 | .455 | 808          | 2213 | .365 | 1248        | 1768 | .706 | 872            | 2705 | 3577 | 1742                      | 1680 | 7  | 588 | 1102 | 472     | 8460 | 103.2 |
| Atl.  | 82 | 3123        | 6918 | .451 | 729          | 2137 | .341 | 1484        | 2039 | .728 | 842            | 2793 | 3635 | 1938                      | 1491 | 5  | 672 | 1294 | 397     | 8459 | 103.2 |
| Chi.  | 82 | 3169        | 7141 | .444 | 623          | 1831 | .340 | 1474        | 1848 | .798 | 999            | 2797 | 3796 | 1851                      | 1455 | 4  | 643 | 1112 | 393     | 8435 | 102.9 |
| Sac.  | 82 | 3105        | 6734 | .461 | 737          | 1960 | .376 | 1483        | 1913 | .775 | 715            | 2652 | 3367 | 1844                      | 1667 | 9  | 627 | 1201 | 325     | 8430 | 102.8 |
| Phil. | 82 | 3088        | 6990 | .442 | 831          | 2443 | .340 | 1393        | 1806 | .771 | 807            | 2706 | 3513 | 1949                      | 1793 | 10 | 692 | 1367 | 417     | 8400 | 102.4 |
| Det.  | 82 | 3269        | 7282 | .449 | 631          | 1914 | .330 | 1140        | 1586 | .719 | 908            | 2838 | 3746 | 1732                      | 1467 | 4  | 574 | 973  | 310     | 8309 | 101.3 |
| Orl.  | 82 | 3139        | 7133 | .440 | 701          | 2139 | .328 | 1309        | 1753 | .747 | 807            | 2734 | 3541 | 1820                      | 1584 | 5  | 580 | 1091 | 396     | 8288 | 101.1 |
| Utah  | 82 | 3033        | 6515 | .466 | 791          | 2128 | .372 | 1401        | 1875 | .747 | 771            | 2774 | 3545 | 1651                      | 1545 | 7  | 550 | 1118 | 410     | 8258 | 100.7 |
| Mem.  | 82 | 2984        | 6854 | .435 | 767          | 2169 | .354 | 1504        | 1918 | .784 | 886            | 2621 | 3507 | 1744                      | 1840 | 15 | 653 | 1059 | 344     | 8239 | 100.5 |
| Dall. | 82 | 2968        | 6750 | .440 | 878          | 2473 | .355 | 1215        | 1516 | .801 | 647            | 2516 | 3163 | 1705                      | 1567 | 8  | 614 | 972  | 307     | 8029 | 97.9  |

## OPPONENTS' STATISTICS

|       | FIELD GOALS |      |      | 3-PT. F.G.'S |      |      | FREE THROWS |      |      | -- REBOUNDS -- |      |      | ----- MISCELLANEOUS ----- |      |    |     |      | --- SCORING --- |      |       |       |
|-------|-------------|------|------|--------------|------|------|-------------|------|------|----------------|------|------|---------------------------|------|----|-----|------|-----------------|------|-------|-------|
| TEAM  | MADE        | ATT. | PCT. | MADE         | ATT. | PCT. | MADE        | ATT. | PCT. | OFF.           | DEF. | TOT. | AST                       | PF   | DQ | STL | TO   | BLK             | PTS  | AVG.  | DIFF. |
| Utah  | 2978        | 6723 | .443 | 671          | 1874 | .358 | 1308        | 1701 | .769 | 742            | 2554 | 3296 | 1463                      | 1655 | 7  | 598 | 995  | 312             | 7935 | 96.8  | +3.9  |
| S.A.  | 3032        | 6840 | .443 | 668          | 1943 | .344 | 1315        | 1705 | .771 | 800            | 2600 | 3400 | 1757                      | 1623 | 3  | 614 | 1184 | 333             | 8047 | 98.1  | +7.2  |
| Mem.  | 2864        | 6465 | .443 | 813          | 2299 | .354 | 1658        | 2202 | .753 | 761            | 2692 | 3453 | 1645                      | 1708 | 10 | 574 | 1171 | 410             | 8199 | 100.0 | +0.5  |
| Dall. | 3035        | 6477 | .469 | 788          | 2074 | .380 | 1411        | 1827 | .772 | 727            | 2923 | 3650 | 1743                      | 1591 | 6  | 535 | 1226 | 280             | 8269 | 100.8 | -2.9  |
| Miami | 3108        | 6904 | .450 | 639          | 1864 | .343 | 1518        | 1940 | .782 | 837            | 2737 | 3574 | 1611                      | 1530 | 5  | 556 | 1121 | 400             | 8373 | 102.1 | +1.1  |
| Chi.  | 3236        | 7099 | .456 | 731          | 2121 | .345 | 1197        | 1555 | .770 | 843            | 2698 | 3541 | 1939                      | 1541 | 6  | 602 | 1099 | 378             | 8400 | 102.4 | +0.4  |
| Det.  | 3144        | 6830 | .460 | 767          | 2098 | .366 | 1346        | 1726 | .780 | 656            | 2860 | 3516 | 1929                      | 1434 | 3  | 551 | 1046 | 341             | 8401 | 102.5 | -1.1  |
| Tor.  | 3052        | 6801 | .449 | 794          | 2240 | .354 | 1519        | 1948 | .780 | 831            | 2620 | 3451 | 1786                      | 1666 | 5  | 547 | 1200 | 392             | 8417 | 102.6 | +4.2  |
| Milw. | 3116        | 6802 | .458 | 816          | 2312 | .353 | 1464        | 1900 | .771 | 845            | 2636 | 3481 | 1974                      | 1579 | 6  | 609 | 1205 | 375             | 8512 | 103.8 | -0.2  |
| Atl.  | 3178        | 7155 | .444 | 893          | 2502 | .357 | 1280        | 1658 | .772 | 876            | 2722 | 3598 | 1919                      | 1768 | 14 | 738 | 1262 | 424             | 8529 | 104.0 | -0.9  |
| G.S.  | 3181        | 7311 | .435 | 737          | 2277 | .324 | 1450        | 1905 | .761 | 963            | 2604 | 3567 | 1862                      | 1588 | 4  | 705 | 1272 | 313             | 8549 | 104.3 | +11.6 |
| LA-C  | 3163        | 6999 | .452 | 753          | 2154 | .350 | 1480        | 1917 | .772 | 837            | 2700 | 3537 | 1891                      | 1835 | 12 | 577 | 1084 | 258             | 8559 | 104.4 | +4.3  |
| Cha.  | 3237        | 7091 | .456 | 950          | 2577 | .369 | 1161        | 1496 | .776 | 731            | 2909 | 3640 | 2012                      | 1631 | 6  | 539 | 1071 | 451             | 8585 | 104.7 | +0.2  |
| Ind.  | 3115        | 6909 | .451 | 849          | 2389 | .355 | 1557        | 1974 | .789 | 879            | 2751 | 3630 | 1832                      | 1599 | 8  | 661 | 1225 | 407             | 8636 | 105.3 | -0.2  |
| Bos.  | 3168        | 7035 | .450 | 735          | 2213 | .332 | 1570        | 2042 | .769 | 883            | 2769 | 3652 | 1851                      | 1664 | 10 | 623 | 1141 | 426             | 8641 | 105.4 | +2.6  |
| OKC.  | 3215        | 6998 | .459 | 724          | 2036 | .356 | 1525        | 1996 | .764 | 750            | 2583 | 3333 | 1758                      | 1697 | 9  | 698 | 1129 | 450             | 8679 | 105.8 | +0.8  |
| N.O.  | 3286        | 7299 | .450 | 863          | 2445 | .353 | 1293        | 1697 | .762 | 872            | 3091 | 3963 | 1921                      | 1581 | 10 | 603 | 1144 | 348             | 8728 | 106.4 | -2.1  |
| Sac.  | 3153        | 6824 | .462 | 896          | 2462 | .364 | 1546        | 1988 | .778 | 826            | 2689 | 3515 | 1941                      | 1646 | 10 | 694 | 1145 | 420             | 8748 | 106.7 | -3.9  |
| Minn. | 3246        | 6829 | .475 | 811          | 2213 | .366 | 1445        | 1881 | .768 | 806            | 2508 | 3314 | 1896                      | 1681 | 6  | 629 | 1169 | 413             | 8748 | 106.7 | -1.1  |
| Clev. | 3333        | 7284 | .458 | 850          | 2353 | .361 | 1271        | 1644 | .773 | 902            | 2724 | 3626 | 2024                      | 1690 | 5  | 598 | 1033 | 352             | 8787 | 107.2 | +3.2  |
| Wash. | 3253        | 6978 | .466 | 810          | 2224 | .364 | 1489        | 1982 | .751 | 868            | 2661 | 3529 | 1870                      | 1621 | 12 | 606 | 1257 | 377             | 8805 | 107.4 | +1.8  |
| Orl.  | 3304        | 7081 | .467 | 794          | 2160 | .368 | 1425        | 1860 | .766 | 799            | 2934 | 3733 | 1936                      | 1532 | 9  | 622 | 1069 | 420             | 8827 | 107.6 | -6.6  |
| N.Y.  | 3259        | 7161 | .455 | 806          | 2313 | .348 | 1533        | 1988 | .771 | 953            | 2715 | 3668 | 1786                      | 1516 | 6  | 615 | 1061 | 374             | 8857 | 108.0 | -3.7  |
| Phil. | 3244        | 7040 | .461 | 729          | 2044 | .357 | 1650        | 2135 | .773 | 886            | 2801 | 3687 | 1859                      | 1610 | 6  | 705 | 1242 | 445             | 8867 | 108.1 | -5.7  |
| Port. | 3213        | 7069 | .455 | 762          | 2058 | .370 | 1706        | 2173 | .785 | 830            | 2778 | 3608 | 1688                      | 1624 | 4  | 633 | 1052 | 431             | 8894 | 108.5 | -0.5  |
| Hou.  | 3375        | 7286 | .463 | 820          | 2389 | .343 | 1415        | 1819 | .778 | 878            | 2735 | 3613 | 1979                      | 1674 | 11 | 697 | 1235 | 409             | 8985 | 109.6 | +5.8  |
| Den.  | 3454        | 7248 | .477 | 808          | 2153 | .375 | 1403        | 1794 | .782 | 770            | 2576 | 3346 | 1972                      | 1653 | 11 | 681 | 982  | 404             | 9119 | 111.2 | +0.5  |
| LA-L  | 3405        | 7054 | .483 | 830          | 2246 | .370 | 1499        | 1966 | .762 | 843            | 2801 | 3644 | 2110                      | 1520 | 9  | 698 | 1188 | 441             | 9139 | 111.5 | -6.9  |
| Bkn.  | 3414        | 7449 | .458 | 816          | 2232 | .366 | 1581        | 2049 | .772 | 902            | 2965 | 3867 | 1888                      | 1671 | 9  | 780 | 1092 | 457             | 9225 | 112.5 | -6.7  |
| Phoe. | 3300        | 7070 | .467 | 825          | 2159 | .382 | 1868        | 2387 | .783 | 840            | 2772 | 3612 | 1818                      | 1822 | 5  | 663 | 1222 | 435             | 9293 | 113.3 | -5.6  |

# OFFENSIVE/DEFENSIVE CONT.



## TEAMS' STATISTICS (per game)

|       |    | FIELD GOALS |       |      | 3-PT. F.G.'S |       |      | FREE THROWS |       |      | --- REBOUNDS --- |       |       | ----- MISCELLANEOUS ----- |       |      |      |       |      |       |
|-------|----|-------------|-------|------|--------------|-------|------|-------------|-------|------|------------------|-------|-------|---------------------------|-------|------|------|-------|------|-------|
| TEAM  | G  | MADE        | ATT   | PCT  | MADE         | ATT   | PCT  | MADE        | ATT   | PCT  | OFF              | DEF   | TOT   | AST                       | PF    | DQ   | STL  | TO    | BLK  | PTS   |
| Atl.  | 82 | 38.09       | 84.37 | .451 | 8.89         | 26.06 | .341 | 18.10       | 24.87 | .728 | 10.27            | 34.06 | 44.33 | 23.63                     | 18.18 | 0.06 | 8.20 | 15.78 | 4.84 | 103.2 |
| Bos.  | 82 | 38.63       | 85.10 | .454 | 12.01        | 33.44 | .359 | 18.73       | 23.21 | .807 | 9.07             | 32.90 | 41.98 | 25.23                     | 20.56 | 0.07 | 7.52 | 13.27 | 4.15 | 108.0 |
| Bkn.  | 82 | 37.83       | 85.21 | .444 | 10.70        | 31.60 | .338 | 19.41       | 24.63 | .788 | 8.79             | 35.11 | 43.90 | 21.41                     | 21.05 | 0.10 | 7.23 | 16.54 | 4.73 | 105.8 |
| Cha.  | 82 | 37.72       | 85.37 | .442 | 10.05        | 28.62 | .351 | 19.40       | 23.82 | .815 | 8.79             | 34.79 | 43.59 | 23.06                     | 16.59 | 0.09 | 6.96 | 11.49 | 4.76 | 104.9 |
| Chi.  | 82 | 38.65       | 87.09 | .444 | 7.60         | 22.33 | .340 | 17.98       | 22.54 | .798 | 12.18            | 34.11 | 46.29 | 22.57                     | 17.74 | 0.05 | 7.84 | 13.56 | 4.79 | 102.9 |
| Clev. | 82 | 39.94       | 84.91 | .470 | 13.01        | 33.89 | .384 | 17.45       | 23.33 | .748 | 9.34             | 34.41 | 43.76 | 22.66                     | 18.12 | 0.10 | 6.57 | 13.67 | 4.01 | 110.3 |
| Dall. | 82 | 36.20       | 82.32 | .440 | 10.71        | 30.16 | .355 | 14.82       | 18.49 | .801 | 7.89             | 30.68 | 38.57 | 20.79                     | 19.11 | 0.10 | 7.49 | 11.85 | 3.74 | 97.9  |
| Den.  | 82 | 41.18       | 87.73 | .469 | 10.61        | 28.84 | .368 | 18.74       | 24.22 | .774 | 11.78            | 34.60 | 46.38 | 25.33                     | 19.11 | 0.04 | 6.93 | 14.95 | 3.94 | 111.7 |
| Det.  | 82 | 39.87       | 88.80 | .449 | 7.70         | 23.34 | .330 | 13.90       | 19.34 | .719 | 11.07            | 34.61 | 45.68 | 21.12                     | 17.89 | 0.05 | 7.00 | 11.87 | 3.78 | 101.3 |
| G.S.  | 82 | 43.07       | 87.07 | .495 | 11.98        | 31.24 | .383 | 17.77       | 22.56 | .788 | 9.39             | 35.04 | 44.43 | 30.38                     | 19.33 | 0.05 | 9.57 | 14.77 | 6.77 | 115.9 |
| Hou.  | 82 | 40.30       | 87.22 | .462 | 14.40        | 40.32 | .357 | 20.33       | 26.55 | .766 | 10.88            | 33.49 | 44.37 | 25.24                     | 19.93 | 0.06 | 8.17 | 15.12 | 4.29 | 115.3 |
| Ind.  | 82 | 39.28       | 84.52 | .465 | 8.65         | 22.99 | .376 | 17.89       | 22.09 | .810 | 9.05             | 32.95 | 42.00 | 22.49                     | 19.48 | 0.09 | 8.16 | 13.78 | 5.01 | 105.1 |
| LA-C  | 82 | 39.54       | 83.17 | .475 | 10.26        | 27.38 | .375 | 19.34       | 25.95 | .745 | 9.00             | 34.01 | 43.01 | 22.54                     | 19.83 | 0.05 | 7.46 | 12.96 | 4.24 | 108.7 |
| LA-L  | 82 | 39.32       | 87.37 | .450 | 8.90         | 25.73 | .346 | 17.04       | 22.60 | .754 | 11.38            | 32.15 | 43.52 | 20.93                     | 20.71 | 0.09 | 8.22 | 15.16 | 3.90 | 104.6 |
| Mem.  | 82 | 36.39       | 83.59 | .435 | 9.35         | 26.45 | .354 | 18.34       | 23.39 | .784 | 10.80            | 31.96 | 42.77 | 21.27                     | 22.44 | 0.18 | 7.96 | 12.91 | 4.20 | 100.5 |
| Miami | 82 | 39.05       | 85.82 | .455 | 9.85         | 26.99 | .365 | 15.22       | 21.56 | .706 | 10.63            | 32.99 | 43.62 | 21.24                     | 20.49 | 0.09 | 7.17 | 13.44 | 5.76 | 103.2 |
| Milw. | 82 | 38.80       | 81.88 | .474 | 8.78         | 23.74 | .370 | 17.23       | 22.43 | .768 | 8.80             | 31.57 | 40.38 | 24.20                     | 20.24 | 0.09 | 8.12 | 13.96 | 5.33 | 103.6 |
| Minn. | 82 | 39.45       | 84.43 | .467 | 7.33         | 21.02 | .349 | 19.34       | 24.22 | .799 | 11.44            | 30.98 | 42.41 | 23.66                     | 20.07 | 0.11 | 7.98 | 14.02 | 4.51 | 105.6 |
| N.O.  | 82 | 39.15       | 86.95 | .450 | 9.37         | 26.78 | .350 | 16.68       | 22.26 | .750 | 8.57             | 35.11 | 43.68 | 22.79                     | 18.17 | 0.06 | 7.78 | 12.85 | 5.52 | 104.3 |
| N.Y.  | 82 | 39.56       | 88.45 | .447 | 8.59         | 24.66 | .348 | 16.63       | 21.11 | .788 | 11.99            | 33.20 | 45.18 | 21.78                     | 20.34 | 0.16 | 7.10 | 13.90 | 5.52 | 104.3 |
| OKC.  | 82 | 39.48       | 87.43 | .452 | 8.44         | 25.80 | .327 | 19.21       | 25.77 | .745 | 12.22            | 34.40 | 46.62 | 20.99                     | 20.91 | 0.07 | 7.90 | 15.00 | 4.98 | 106.6 |
| Orl.  | 82 | 38.28       | 86.99 | .440 | 8.55         | 26.09 | .328 | 15.96       | 21.38 | .747 | 9.84             | 33.34 | 43.18 | 22.20                     | 19.32 | 0.06 | 7.07 | 13.30 | 4.83 | 101.1 |
| Phil. | 82 | 37.66       | 85.24 | .442 | 10.13        | 29.79 | .340 | 16.99       | 22.02 | .771 | 9.84             | 33.00 | 42.84 | 23.77                     | 21.87 | 0.12 | 8.44 | 16.67 | 5.09 | 102.4 |
| Phoe. | 82 | 39.88       | 88.54 | .450 | 7.50         | 22.61 | .332 | 20.44       | 26.33 | .776 | 11.90            | 33.07 | 44.98 | 19.56                     | 24.76 | 0.24 | 8.21 | 15.41 | 4.87 | 107.7 |
| Port. | 82 | 39.55       | 86.10 | .459 | 10.39        | 27.72 | .375 | 18.45       | 23.66 | .780 | 10.12            | 33.54 | 43.66 | 21.13                     | 21.17 | 0.18 | 7.00 | 13.73 | 4.98 | 107.9 |
| Sac.  | 82 | 37.87       | 82.12 | .461 | 8.99         | 23.90 | .376 | 18.09       | 23.33 | .775 | 8.72             | 32.34 | 41.06 | 22.49                     | 20.33 | 0.11 | 7.65 | 14.65 | 3.96 | 102.8 |
| S.A.  | 82 | 39.29       | 83.71 | .469 | 9.18         | 23.50 | .391 | 17.56       | 22.02 | .797 | 10.01            | 33.87 | 43.88 | 23.83                     | 18.27 | 0.02 | 7.99 | 13.43 | 5.90 | 105.3 |
| Tor.  | 82 | 39.16       | 84.37 | .464 | 8.84         | 24.34 | .363 | 19.70       | 24.73 | .796 | 10.62            | 32.63 | 43.26 | 18.50                     | 20.83 | 0.07 | 8.26 | 12.70 | 4.88 | 106.9 |
| Utah  | 82 | 36.99       | 79.45 | .466 | 9.65         | 25.95 | .372 | 17.09       | 22.87 | .747 | 9.40             | 33.83 | 43.23 | 20.13                     | 18.84 | 0.09 | 6.71 | 13.63 | 5.00 | 100.7 |
| Wash. | 82 | 41.32       | 87.04 | .475 | 9.22         | 24.76 | .372 | 17.33       | 22.10 | .784 | 10.28            | 32.57 | 42.85 | 23.85                     | 21.28 | 0.13 | 8.45 | 14.17 | 4.11 | 109.2 |

## OPPONENTS' STATISTICS (per game)

| TEAM       | G  | FIELD GOALS |        |      | 3-PT. F.G.'S |       |      | FREE THROWS |       |      | --- REBOUNDS --- |       |       | ----- MISCELLANEOUS ----- |       |      |       |       |      |       |
|------------|----|-------------|--------|------|--------------|-------|------|-------------|-------|------|------------------|-------|-------|---------------------------|-------|------|-------|-------|------|-------|
|            |    | MADE        | ATT    | PCT  | MADE         | ATT   | PCT  | MADE        | ATT   | PCT  | OFF              | DEF   | TOT   | AST                       | PF    | DQ   | STL   | TO    | BLK  | PTS   |
| Atl.       | 82 | 38.76       | 87.26  | .444 | 10.89        | 30.51 | .357 | 15.61       | 20.22 | .772 | 10.68            | 33.20 | 43.88 | 23.40                     | 21.56 | 0.17 | 9.00  | 15.39 | 5.17 | 104.0 |
| Bos.       | 82 | 38.63       | 85.79  | .450 | 8.96         | 26.99 | .332 | 19.15       | 24.90 | .769 | 10.77            | 33.77 | 44.54 | 22.57                     | 20.29 | 0.12 | 7.60  | 13.91 | 5.20 | 105.4 |
| Bkn.       | 82 | 41.63       | 90.84  | .458 | 9.95         | 27.22 | .366 | 19.28       | 24.99 | .772 | 11.00            | 36.16 | 47.16 | 23.02                     | 20.38 | 0.11 | 9.51  | 13.32 | 5.57 | 112.5 |
| Cha.       | 82 | 39.48       | 86.48  | .456 | 11.59        | 31.43 | .369 | 14.16       | 18.24 | .776 | 8.91             | 35.48 | 44.39 | 24.54                     | 19.89 | 0.07 | 6.57  | 13.06 | 5.50 | 104.7 |
| Chi.       | 82 | 39.46       | 86.57  | .456 | 8.91         | 25.87 | .345 | 14.60       | 18.96 | .770 | 10.28            | 32.90 | 43.18 | 23.65                     | 18.79 | 0.07 | 7.34  | 13.40 | 4.61 | 102.4 |
| Clev.      | 82 | 40.65       | 88.83  | .458 | 10.37        | 28.70 | .361 | 15.50       | 20.05 | .773 | 11.00            | 33.22 | 44.22 | 24.68                     | 20.61 | 0.06 | 7.29  | 12.60 | 4.29 | 107.2 |
| Dall.      | 82 | 37.01       | 78.99  | .469 | 9.61         | 25.29 | .380 | 17.21       | 22.28 | .772 | 8.87             | 35.65 | 44.51 | 21.26                     | 19.40 | 0.07 | 6.52  | 14.95 | 3.41 | 100.8 |
| Den.       | 82 | 42.12       | 88.39  | .477 | 9.85         | 26.26 | .375 | 17.11       | 21.88 | .782 | 9.39             | 31.41 | 40.80 | 24.05                     | 20.16 | 0.13 | 8.30  | 11.98 | 4.93 | 111.2 |
| Det.       | 82 | 38.34       | 83.29  | .460 | 9.35         | 25.59 | .366 | 16.41       | 21.05 | .780 | 8.00             | 34.88 | 42.88 | 23.52                     | 17.49 | 0.04 | 6.72  | 12.76 | 4.16 | 102.5 |
| G.S.       | 82 | 38.79       | 89.16  | .435 | 8.99         | 27.77 | .324 | 17.68       | 23.23 | .761 | 11.74            | 31.76 | 43.50 | 22.71                     | 19.37 | 0.05 | 8.60  | 15.51 | 3.82 | 104.3 |
| Hou.       | 82 | 41.16       | 88.85  | .463 | 10.00        | 29.13 | .343 | 17.26       | 22.18 | .778 | 10.71            | 33.35 | 44.06 | 24.13                     | 20.41 | 0.13 | 8.50  | 15.06 | 4.99 | 109.6 |
| Ind.       | 82 | 37.99       | 84.26  | .451 | 10.35        | 29.13 | .355 | 18.99       | 24.07 | .789 | 10.72            | 33.55 | 44.27 | 22.34                     | 19.50 | 0.10 | 8.06  | 14.94 | 4.96 | 105.3 |
| LA-C       | 82 | 38.57       | 85.35  | .452 | 9.18         | 26.27 | .350 | 18.05       | 23.38 | .772 | 10.21            | 32.93 | 43.13 | 23.06                     | 22.38 | 0.15 | 7.04  | 13.22 | 3.15 | 104.4 |
| LA-L       | 82 | 41.52       | 86.02  | .483 | 10.12        | 27.39 | .370 | 18.28       | 23.98 | .762 | 10.28            | 34.16 | 44.44 | 25.73                     | 18.54 | 0.11 | 8.51  | 14.49 | 5.38 | 111.5 |
| Mem.       | 82 | 34.93       | 78.84  | .443 | 9.91         | 28.04 | .354 | 20.22       | 26.85 | .753 | 9.28             | 32.83 | 42.11 | 20.06                     | 20.83 | 0.12 | 7.00  | 14.28 | 5.00 | 100.0 |
| Miami      | 82 | 37.90       | 84.20  | .450 | 7.79         | 22.73 | .343 | 18.51       | 23.66 | .782 | 10.21            | 33.38 | 43.59 | 19.65                     | 18.66 | 0.06 | 6.78  | 13.67 | 4.88 | 102.1 |
| Milw.      | 82 | 38.00       | 82.95  | .458 | 9.95         | 28.20 | .353 | 17.85       | 23.17 | .771 | 10.30            | 32.15 | 42.45 | 24.07                     | 19.26 | 0.07 | 7.43  | 14.70 | 4.57 | 103.8 |
| Minn.      | 82 | 39.59       | 83.28  | .475 | 9.89         | 26.99 | .366 | 17.62       | 22.94 | .768 | 9.83             | 30.59 | 40.41 | 23.12                     | 20.50 | 0.07 | 7.67  | 14.26 | 5.04 | 106.7 |
| N.O.       | 82 | 40.07       | 89.01  | .450 | 10.52        | 29.82 | .353 | 15.77       | 20.70 | .762 | 10.63            | 37.70 | 48.33 | 23.43                     | 19.28 | 0.12 | 7.35  | 13.95 | 4.24 | 106.4 |
| N.Y.       | 82 | 39.74       | 87.33  | .455 | 9.83         | 28.21 | .348 | 18.70       | 24.24 | .771 | 11.62            | 33.11 | 44.73 | 21.78                     | 18.49 | 0.07 | 7.50  | 12.94 | 4.56 | 108.0 |
| OKC.       | 82 | 39.21       | 85.34  | .459 | 8.83         | 24.83 | .356 | 18.60       | 24.34 | .764 | 9.15             | 31.50 | 40.65 | 21.44                     | 20.70 | 0.11 | 8.51  | 13.77 | 5.49 | 105.8 |
| Orl.       | 82 | 40.29       | 86.35  | .467 | 9.68         | 26.34 | .368 | 17.38       | 22.68 | .766 | 9.74             | 35.78 | 45.52 | 23.61                     | 18.68 | 0.11 | 7.59  | 13.04 | 5.12 | 107.6 |
| Phil.      | 82 | 39.56       | 85.85  | .461 | 8.89         | 24.93 | .357 | 20.12       | 26.04 | .773 | 10.80            | 34.16 | 44.96 | 22.67                     | 19.63 | 0.07 | 8.60  | 15.15 | 5.43 | 108.1 |
| Phoe.      | 82 | 40.24       | 86.22  | .467 | 10.06        | 26.33 | .382 | 22.78       | 29.11 | .783 | 10.24            | 33.80 | 44.05 | 22.17                     | 22.22 | 0.06 | 8.09  | 14.90 | 5.30 | 113.3 |
| Port.      | 82 | 39.18       | 86.21  | .455 | 9.29         | 25.10 | .370 | 20.80       | 26.50 | .785 | 10.12            | 33.88 | 44.00 | 20.59                     | 19.80 | 0.05 | 7.72  | 12.83 | 5.26 | 108.5 |
| Sac.       | 82 | 38.45       | 83.22  | .462 | 10.93        | 30.02 | .364 | 18.85       | 24.24 | .778 | 10.07            | 32.79 | 42.87 | 23.67                     | 20.07 | 0.12 | 8.46  | 13.96 | 5.12 | 106.7 |
| S.A.       | 82 | 36.98       | 83.41  | .443 | 8.15         | 23.70 | .344 | 16.04       | 20.79 | .771 | 9.76             | 31.71 | 41.46 | 21.43                     | 19.79 | 0.04 | 7.49  | 14.44 | 4.06 | 98.1  |
| Tor.       | 82 | 37.22       | 82.94  | .449 | 9.68         | 27.32 | .354 | 18.52       | 23.76 | .780 | 10.13            | 31.95 | 42.09 | 21.78                     | 20.32 | 0.06 | 6.67  | 14.63 | 4.78 | 102.6 |
| Utah       | 82 | 36.32       | 81.99  | .443 | 8.18         | 22.85 | .358 | 15.95       | 20.74 | .769 | 9.05             | 31.15 | 40.20 | 17.84                     | 20.18 | 0.09 | 7.29  | 12.13 | 3.80 | 96.8  |
| Wash.      | 82 | 39.67       | 85.10  | .466 | 9.88         | 27.12 | .364 | 18.16       | 24.17 | .751 | 10.59            | 32.45 | 43.04 | 22.80                     | 19.77 | 0.15 | 7.39  | 15.33 | 4.60 | 107.4 |
| ONE TEAM   |    | 39.05       | 85.41  | .457 | 9.65         | 27.00 | .358 | 17.84       | 23.11 | .772 | 10.14            | 33.38 | 43.51 | 22.63                     | 19.90 | 0.09 | 7.70  | 13.95 | 4.75 | 105.6 |
| BOTH TEAMS |    | 78.10       | 170.82 | .457 | 19.31        | 54.00 | .358 | 35.68       | 46.22 | .772 | 20.27            | 66.75 | 87.03 | 45.25                     | 39.80 | 0.18 | 15.41 | 27.90 | 9.49 | 211.2 |



# TEAM/MISC. STATS

## TEAMS' STATISTICS, RANK WITHIN LEAGUE

|                | ATL | BOS | BKN | CHA | CHI | CLE | DAL | DEN | DET | GS | HOU | IND | LAC | LAL | MEM | MIA | MIL | MIN | NO  | NY  | OKC | ORL | PHI | PHO | POR | SAC | SA        | TOR | UTA | WAS |
|----------------|-----|-----|-----|-----|-----|-----|-----|-----|-----|----|-----|-----|-----|-----|-----|-----|-----|-----|-----|-----|-----|-----|-----|-----|-----|-----|-----------|-----|-----|-----|
| Points/game    | 22  | 7   | 12  | 16  | 23  | 4   | 30  | 3   | 26  | 1  | 2   | 15  | 6   | 17  | 29  | 21  | 20  | 13  | 18t | 18t | 11  | 27  | 25  | 9   | 8   | 24  | <u>14</u> | 10  | 28  | 5   |
| FG pct.        | 18  | 16  | 24  | 26  | 25  | 5   | 29  | 6   | 22  | 1  | 12  | 10  | 2   | 21  | 30  | 15  | 4   | 8   | 20  | 23  | 17  | 28  | 27  | 19  | 14  | 13  | <u>7</u>  | 11  | 9   | 3   |
| FT pct.        | 28  | 3   | 9   | 1   | 6   | 23  | 4   | 17  | 29  | 11 | 20  | 2   | 27  | 21  | 13  | 30  | 19  | 5   | 22  | 10  | 26  | 25  | 18  | 15  | 14  | 16  | <u>7</u>  | 8   | 24  | 12  |
| 3-pt FG pct.   | 23  | 14  | 26  | 18  | 24  | 2   | 16  | 11  | 28  | 3  | 15  | 4   | 7   | 22  | 17  | 12  | 10  | 20  | 19  | 21  | 30  | 29  | 25  | 27  | 6   | 5   | <u>1</u>  | 13  | 9   | 8   |
| Off. Reb./gm   | 14  | 22  | 26t | 26t | 2   | 21  | 30  | 5   | 8   | 20 | 9   | 23  | 24  | 7   | 10  | 11  | 25  | 6   | 29  | 3   | 1   | 17t | 17t | 4   | 15  | 28  | <u>16</u> | 12  | 19  | 13  |
| Def. Reb./gm   | 10  | 22  | 1t  | 4   | 9   | 7   | 30  | 6   | 5   | 3  | 15  | 21  | 11  | 26  | 27  | 20  | 28  | 29  | 1t  | 17  | 8   | 16  | 19  | 18  | 14  | 25  | <u>12</u> | 23  | 13  | 24  |
| Rebounds/game  | 9   | 27  | 10  | 16  | 3   | 12  | 30  | 2   | 4   | 7  | 8   | 26  | 21  | 17  | 24  | 15  | 29  | 25  | 13  | 5   | 1   | 20  | 23  | 6   | 14  | 28  | <u>11</u> | 18  | 19  | 22  |
| Assists/game   | 10  | 4   | 20  | 11  | 14  | 13  | 27  | 2   | 24  | 1  | 3   | 16t | 15  | 26  | 21  | 22  | 5   | 9   | 12  | 19  | 25  | 18  | 8   | 29  | 23  | 16t | <u>7</u>  | 30  | 28  | 6   |
| Steals/game    | 7   | 18  | 21  | 27  | 15  | 30  | 19  | 28  | 25t | 1  | 8   | 9   | 20  | 5   | 13  | 22  | 10  | 12  | 16  | 23  | 14  | 24  | 3   | 6   | 25t | 17  | <u>11</u> | 4   | 29  | 2   |
| Turnovers/gm   | 28  | 8   | 29  | 1   | 12  | 14  | 2   | 23  | 3   | 22 | 25  | 16  | 7   | 26  | 6   | 11  | 18  | 19  | 5   | 17  | 24  | 9   | 30  | 27  | 15  | 21  | <u>10</u> | 4   | 13  | 20  |
| Blocks/gm      | 14  | 23  | 18  | 17  | 16  | 25  | 30  | 27  | 29  | 1  | 20  | 8   | 21  | 28  | 22  | 3   | 6   | 19  | 4t  | 4t  | 10t | 15  | 7   | 13  | 10t | 26  | <u>2</u>  | 12  | 9   | 24  |
| Pers. Fouls/gm | 6   | 21  | 25  | 1   | 2   | 4   | 9t  | 9t  | 3   | 12 | 15  | 13  | 14  | 22  | 29  | 20  | 17  | 16  | 5   | 19  | 24  | 11  | 28  | 30  | 26  | 18  | <u>7</u>  | 23  | 8   | 27  |
| DQ/game        | 7t  | 11t | 20t | 14t | 3t  | 20t | 20t | 2   | 3t  | 3t | 7t  | 14t | 3t  | 14t | 28t | 14t | 14t | 23t | 7t  | 27  | 11t | 7t  | 25  | 30  | 28t | 23t | <u>1</u>  | 11t | 14t | 26  |

## OPPONENTS STATISTICS, RANK WITHIN LEAGUE

|                | ATL | BOS | BKN | CHA | CHI | CLE | DAL | DEN | DET | GS  | HOU | IND | LAC | LAL | MEM | MIA | MIL | MIN | NO | NY  | OKC | ORL | PHI | PHO | POR | SAC | SA         | TOR | UTA | WAS |
|----------------|-----|-----|-----|-----|-----|-----|-----|-----|-----|-----|-----|-----|-----|-----|-----|-----|-----|-----|----|-----|-----|-----|-----|-----|-----|-----|------------|-----|-----|-----|
| Points/game    | 10  | 15  | 29  | 13  | 6   | 20  | 4   | 27  | 7   | 11  | 26  | 14  | 12  | 28  | 3   | 5   | 9   | 18t | 17 | 23  | 16  | 22  | 24  | 30  | 25  | 18t | <u>2</u>   | 8   | 1   | 21  |
| FG pct.        | 5   | 9   | 18  | 15  | 14  | 16  | 27  | 29  | 20  | 1   | 23  | 10  | 11  | 30  | 3   | 7   | 17  | 28  | 8  | 13  | 19  | 25  | 21  | 26  | 12  | 22  | <u>4</u>   | 6   | 2   | 24  |
| FT pct.        | 16  | 9   | 15  | 21  | 11  | 20  | 18  | 26  | 25  | 3   | 23  | 30  | 17  | 5   | 2   | 27  | 12  | 8   | 4  | 13  | 6   | 7   | 19  | 28  | 29  | 22  | <u>14</u>  | 24  | 10  | 1   |
| 3-pt FG pct.   | 16  | 2   | 22  | 25  | 6   | 18  | 29  | 28  | 21  | 1   | 4   | 13  | 8   | 26  | 11  | 3   | 9   | 23  | 10 | 7   | 14  | 24  | 15  | 30  | 27  | 19  | <u>5</u>   | 12  | 17  | 20  |
| Off. Reb./gm   | 22  | 25  | 27t | 3   | 17t | 27t | 2   | 7   | 1   | 30  | 23  | 24  | 14t | 17t | 6   | 14t | 19  | 10  | 21 | 29  | 5   | 8   | 26  | 16  | 12  | 11  | <u>9</u>   | 13  | 4   | 20  |
| Def. Reb./gm   | 15  | 20  | 29  | 26  | 12  | 16  | 27  | 3   | 25  | 6   | 17  | 19  | 13  | 23t | 11  | 18  | 8   | 1   | 30 | 14  | 4   | 28  | 23t | 21  | 22  | 10  | <u>5</u>   | 7   | 2   | 9   |
| Rebounds/game  | 16  | 25  | 29  | 22  | 13  | 20  | 24  | 4   | 10  | 14  | 19  | 21  | 12  | 23  | 7   | 15  | 8   | 2   | 30 | 26  | 3   | 28  | 27  | 18  | 17  | 9   | <u>5</u>   | 6   | 1   | 11  |
| Assists/game   | 19  | 12  | 16  | 28  | 23  | 29  | 5   | 25  | 21  | 14  | 27  | 11  | 17  | 30  | 3   | 2   | 26  | 18  | 20 | 8t  | 7   | 22  | 13  | 10  | 4   | 24  | <u>6</u>   | 8t  | 1   | 15  |
| Steals/game    | 29  | 17  | 30  | 2   | 10  | 8t  | 1   | 22  | 4   | 27t | 24  | 20  | 7   | 25t | 6   | 5   | 13  | 18  | 11 | 15  | 25t | 16  | 27t | 21  | 19  | 23  | <u>14</u>  | 3   | 8t  | 12  |
| Turnovers/gm   | 2   | 17  | 21  | 23  | 20  | 28  | 6   | 30  | 27  | 1   | 5   | 7   | 22  | 11  | 13  | 19  | 9   | 14  | 16 | 25  | 18  | 24  | 4   | 8   | 26  | 15  | <u>12</u>  | 10  | 29  | 3   |
| Blocks/gm      | 22  | 23  | 30  | 29  | 12  | 8   | 2   | 15  | 6   | 4   | 17  | 16  | 1   | 26  | 18  | 14  | 10  | 19  | 7  | 9   | 28  | 20t | 27  | 25  | 24  | 20t | <u>5</u>   | 13  | 3   | 11  |
| Pers. Fouls/gm | 3   | 11  | 9   | 15  | 25  | 6   | 21  | 13  | 30  | 22  | 8   | 20  | 1   | 28  | 4   | 27  | 24  | 7   | 23 | 29  | 5   | 26  | 19  | 2   | 16  | 14  | <u>17</u>  | 10  | 12  | 18  |
| DQ/game        | 1   | 6t  | 10t | 16t | 16t | 23t | 16t | 4t  | 29t | 27t | 4t  | 14  | 2t  | 10t | 6t  | 23t | 16t | 16t | 6t | 16t | 10t | 10t | 16t | 23t | 27t | 6t  | <u>29t</u> | 23t | 15  | 2t  |

## COMBINATION TEAM/OPPONENT, RANK WITHIN LEAGUE

|                 |    |    |    |    |    |    |    |    |    |    |    |    |    |    |    |    |    |    |    |    |    |    |    |    |    |    |           |    |    |    |
|-----------------|----|----|----|----|----|----|----|----|----|----|----|----|----|----|----|----|----|----|----|----|----|----|----|----|----|----|-----------|----|----|----|
| Pts/game/diff.  | 19 | 8  | 29 | 15 | 14 | 7  | 23 | 12 | 21 | 1  | 3  | 17 | 4  | 30 | 13 | 10 | 16 | 20 | 22 | 24 | 11 | 28 | 27 | 26 | 18 | 25 | <u>2</u>  | 5  | 6  | 9  |
| Off. Reb. Pct.  | 15 | 25 | 28 | 27 | 4  | 20 | 30 | 2  | 12 | 18 | 10 | 24 | 23 | 7  | 9  | 11 | 22 | 3  | 29 | 5  | 1  | 21 | 19 | 6  | 17 | 26 | <u>14</u> | 8  | 16 | 13 |
| Def. Reb. Pct.  | 19 | 27 | 18 | 2  | 11 | 21 | 7  | 5  | 1  | 29 | 22 | 25 | 10 | 23 | 8  | 14 | 26 | 20 | 13 | 30 | 3  | 9  | 28 | 15 | 12 | 17 | <u>6</u>  | 16 | 4  | 24 |
| Total Reb. Pct. | 16 | 27 | 29 | 18 | 4  | 21 | 28 | 2  | 3  | 22 | 14 | 26 | 20 | 11 | 7  | 13 | 25 | 5  | 30 | 12 | 1  | 19 | 23 | 6  | 15 | 24 | <u>9</u>  | 10 | 8  | 17 |

## NBA MISCELLANEOUS STATISTICS

| TEAM          | POINTS PER GAME |       | FIELD GOAL PERCENTAGE |       | TURNOVERS PER GAME |       | REBOUND PERCENTAGES |       |       | BELOW 100 PTS. |      | OVERTIME GAMES |   | DECIDED 3 PTS. OR LESS |    | DECIDED 10 PTS. OR MORE |    |
|---------------|-----------------|-------|-----------------------|-------|--------------------|-------|---------------------|-------|-------|----------------|------|----------------|---|------------------------|----|-------------------------|----|
|               | OWN             | OPP.  | OWN                   | OPP.  | OWN                | OPP.  | OFF.                | DEF.  | TOT.  | OWN            | OPP. | W              | L | W                      | L  | W                       | L  |
| Atlanta       | 103.2           | 104.0 | .451                  | .444  | 15.8               | 15.4  | .236                | .761  | .499  | 34             | 31   | 5              | 0 | 7                      | 8  | 17                      | 21 |
| Boston        | 108.0           | 105.4 | .454                  | .450  | 13.3               | 13.9  | .212                | .753  | .483  | 18             | 23   | 2              | 1 | 7                      | 6  | 17                      | 11 |
| Brooklyn      | 105.8           | 112.5 | .444                  | .458  | 16.5               | 13.3  | .196                | .761  | .479  | 28             | 10   | 1              | 1 | 3                      | 6  | 9                       | 30 |
| Charlotte     | 104.9           | 104.7 | .442                  | .456  | 11.5*              | 13.1  | .199                | .796  | .497  | 26             | 24   | 0              | 6 | 0                      | 9  | 19                      | 18 |
| Chicago       | 102.9           | 102.4 | .444                  | .456  | 13.6               | 13.4  | .270                | .768  | .519  | 34             | 32   | 2              | 2 | 5                      | 6  | 17                      | 23 |
| Cleveland     | 110.3           | 107.2 | .470                  | .458  | 13.7               | 12.6  | .219                | .758  | .489  | 20             | 21   | 3              | 4 | 3                      | 4  | 25                      | 15 |
| Dallas        | 97.9            | 100.8 | .440                  | .469  | 11.9               | 15.0  | .181                | .776  | .479  | 47             | 40   | 2              | 2 | 4                      | 6  | 14                      | 26 |
| Denver        | 111.7           | 111.2 | .469                  | .477  | 15.0               | 12.0  | .273                | .787  | .530  | 13             | 12   | 0              | 3 | 5                      | 10 | 24                      | 19 |
| Detroit       | 101.3           | 102.5 | .449                  | .460  | 11.9               | 12.8  | .241                | .812* | .527  | 35             | 36   | 3              | 1 | 5                      | 7  | 23                      | 26 |
| Golden State  | 115.9*          | 104.3 | .495*                 | .435* | 14.8               | 15.5* | .228                | .749  | .489  | 6              | 28   | 0              | 3 | 3                      | 4  | 48                      | 6  |
| Houston       | 115.3           | 109.6 | .462                  | .463  | 15.1               | 15.1  | .246                | .758  | .502  | 5              | 18   | 3              | 0 | 8                      | 3  | 30                      | 11 |
| Indiana       | 105.1           | 105.3 | .465                  | .451  | 13.8               | 14.9  | .212                | .755  | .483  | 24             | 27   | 4              | 2 | 4                      | 2  | 23                      | 19 |
| L.A. Clippers | 108.7           | 104.4 | .475                  | .452  | 13.0               | 13.2  | .215                | .769  | .492  | 20             | 32   | 1              | 1 | 3                      | 6  | 33                      | 14 |
| L.A. Lakers   | 104.6           | 111.5 | .450                  | .483  | 15.2               | 14.5  | .250                | .758  | .504  | 28             | 15   | 1              | 0 | 2                      | 4  | 14                      | 31 |
| Memphis       | 100.5           | 100.0 | .435                  | .443  | 12.9               | 14.3  | .248                | .775  | .511  | 34             | 41   | 5              | 2 | 7                      | 5  | 17                      | 20 |
| Miami         | 103.2           | 102.1 | .455                  | .450  | 13.4               | 13.7  | .242                | .764  | .503  | 33             | 37   | 2              | 1 | 8                      | 6  | 19                      | 13 |
| Milwaukee     | 103.6           | 103.8 | .474                  | .458  | 14.0               | 14.7  | .215                | .754  | .484  | 31             | 28   | 1              | 3 | 8                      | 2  | 21                      | 22 |
| Minnesota     | 105.6           | 106.7 | .467                  | .475  | 14.0               | 14.3  | .272                | .759  | .516  | 24             | 23   | 2              | 3 | 7                      | 10 | 18                      | 19 |
| New Orleans   | 104.3           | 106.4 | .450                  | .450  | 12.9               | 14.0  | .185                | .768  | .476  | 27             | 29   | 3              | 5 | 7                      | 6  | 17                      | 22 |
| New York      | 104.3           | 108.0 | .447                  | .455  | 13.9               | 12.9  | .266                | .741  | .503  | 25             | 15   | 1              | 3 | 7                      | 10 | 10                      | 25 |
| Oklahoma City | 106.6           | 105.8 | .452                  | .459  | 15.0               | 13.8  | .279*               | .790  | .535* | 22             | 26   | 4              | 1 | 12                     | 7  | 23                      | 21 |
| Orlando       | 101.1           | 107.6 | .440                  | .467  | 13.3               | 13.0  | .216                | .774  | .495  | 37             | 21   | 2              | 2 | 5                      | 5  | 10                      | 32 |
| Philadelphia  | 102.4           | 108.1 | .442                  | .461  | 16.7               | 15.1  | .224                | .753  | .489  | 34             | 15   | 1              | 4 | 9                      | 8  | 7                       | 29 |
| Phoenix       | 107.7           | 113.3 | .450                  | .467  | 15.4               | 14.9  | .260                | .764  | .512  | 18             | 11   | 3              | 3 | 9                      | 5  | 7                       | 32 |
| Portland      | 107.9           | 108.5 | .459                  | .455  | 13.7               | 12.8  | .230                | .768  | .499  | 19             | 21   | 4              | 5 | 7                      | 11 | 18                      | 16 |
| Sacramento    | 102.8           | 106.7 | .461                  | .462  | 14.6               | 14.0  | .210                | .763  | .486  | 36             | 19   | 2              | 6 | 10                     | 6  | 9                       | 27 |
| San Antonio   | 105.3           | 98.1  | .469                  | .443  | 13.4               | 14.4  | .240                | .776  | .508  | 23             | 44   | 4              | 1 | 8                      | 5  | 30                      | 8  |
| Toronto       | 106.9           | 102.6 | .464                  | .449  | 12.7               | 14.6  | .249                | .763  | .506  | 24             | 29   | 3              | 1 | 8                      | 7  | 26                      | 8  |
| Utah          | 100.7           | 96.8* | .466                  | .443  | 13.6               | 12.1  | .232                | .789  | .510  | 32             | 42   | 2              | 1 | 4                      | 4  | 23                      | 10 |
| Washington    | 109.2           | 107.4 | .475                  | .466  | 14.2               | 15.3  | .241                | .755  | .498  | 12             | 19   | 4              | 3 | 9                      | 6  | 18                      | 12 |

COMPOSITE; 2460 games 105.6 .457 14.0 .233 .767 769 769 70 184 586

\* - League Leader

### REBOUND PERCENTAGES

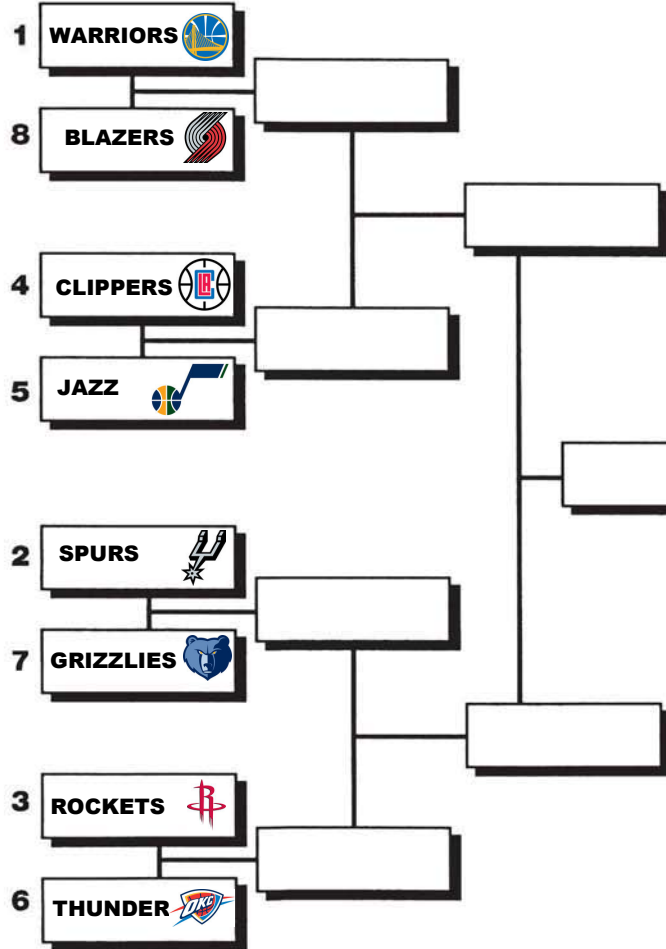
OFF. - Percentage of a given team's missed shots which that team rebounds.





## Western Conference

| First Round                         | Conference Semifinals               | Conference Finals                   |
|-------------------------------------|-------------------------------------|-------------------------------------|
| Best of Seven<br>(2-2-1-1-1 format) | Best of Seven<br>(2-2-1-1-1 format) | Best of Seven<br>(2-2-1-1-1 format) |

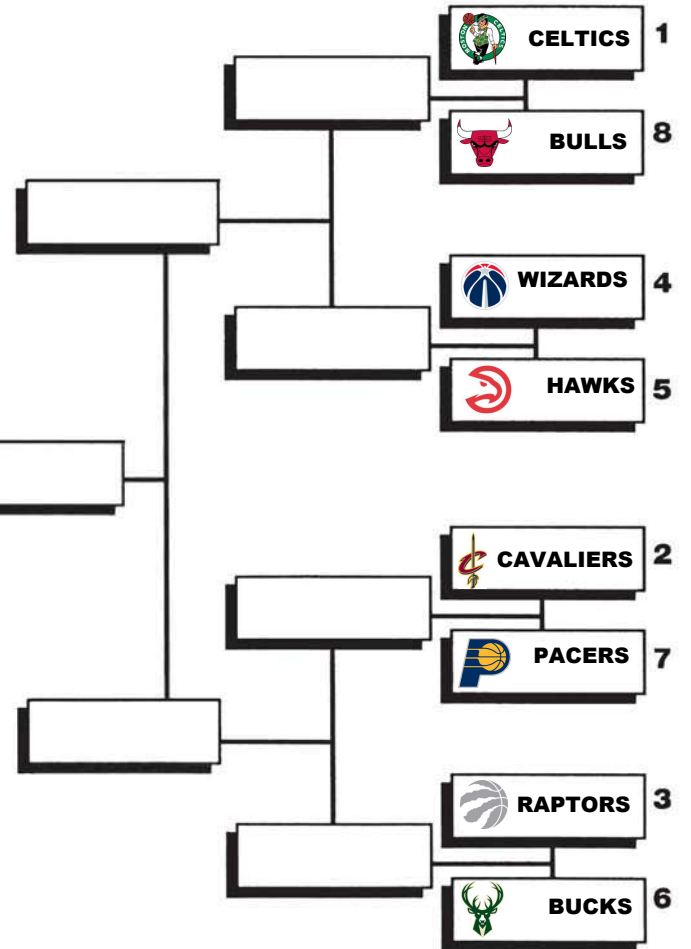


# 2017



## Eastern Conference

| Conference Finals                   | Conference Semifinals               | First Round                         |
|-------------------------------------|-------------------------------------|-------------------------------------|
| Best of Seven<br>(2-2-1-1-1 format) | Best of Seven<br>(2-2-1-1-1 format) | Best of Seven<br>(2-2-1-1-1 format) |



Eight teams in each conference qualify for NBA Playoffs 2017 which begin on Saturday, April 15. The teams with the eight best records in each conference will qualify for the playoffs, and those teams will be seeded 1 to 8 in each conference based upon regular-season record. The team with the better regular season won-lost record has homecourt advantage in each round of the playoffs.