



FAMILY

2013-14

SAN ANTONIO SPURS MEDIA GUIDE



PROUD TO BE AMERICAN

We're proud to provide you with the quality fuel you need to get you where you want to be. Founded right here in the USA, we have grown to become our nation's largest producer of fuel, with 16 refineries across America and the world.

Drop on by and get to know us.



valero.com

TABLE OF CONTENTS

Spurs Players	5-63	2012-13 NBA Standings	106
2013-14 Roster	7	2012-13 NBA Honor Roll	107
Jeff Ayres	8-9	2012-13 NBA Regular Season Leaders	108
Aron Baynes	10-11	2012-13 NBA Team Statistics	109
Marco Belinelli	12-14	Spurs 2013 Playoff Stats	110
Matt Bonner	15-18	Spurs 2013 Playoff Game-by-Game Spurs	111
Nando De Colo	19-20	2013 Playoff High Games	112
Boris Diaw	21-23	Spurs 2013 Playoff Team Highs and Lows	113
Tim Duncan	24-32	2013 NBA Playoff Leaders	114
Manu Ginobili	33-39		
Danny Green	40-41	Spurs History	115-148
Cory Joseph	42-43	Spurs Won-Loss Record By Year	116
Kawhi Leonard	44-46	All-Time Spurs Coaches	116
Patty Mills	47-48	Spurs Career Average Leaders	117
Tony Parker	49-56	Spurs All-Time Attendance	117
Tiago Splitter	57-59	Spurs All-Time Regular Season Leaders	118-19
Training Camp Invites	60	Spurs Leaders By Year	120-21
International Players	61-63	Spurs Regular Season Top Games	122
		Spurs Single Season Highs/Rookie Highs	123
Spurs Sports & Entertainment	65-95	Spurs NBA Honor Roll	124-25
Club Directory	66-67	Spurs Among League Leaders	126-27
Spurs Ownership Group	68	Spurs All-Time Draft History	128-29
Peter M. Holt	69	Key Dates in Spurs History	130-32
Rick Pych	70	Spurs All-Time Transactions	133-39
Gregg Popovich	71	Spurs All-Time Playoff Leaders	140-41
R.C. Buford/Scott Layden	72	Spurs All-Time Playoff Results	142-48
Spurs Basketball Staff	73-76		
Spurs Sports & Entertainment Executives	77-79	ABA History	149-160
Spurs Sports & Entertainment Staff	80-84	Spurs Year-by-Year Recaps	161-233
Spurs Broadcasting	85	Former Spurs Statistics	235-274
Silver Dancers	86	Spurs Franchise Records	275-288
Coyote	87	The NBA	289-331
Spurs in the Community	88-91	NBA Offices	290
San Antonio Silver Stars	92	NBA Development League	291
San Antonio Rampage	93	All-Time NBA Leaders	292-93
Austin Toros	94	Active NBA Leaders	294-95
AT&T Center	95	All-Time NBA Playoff Leaders	296-97
		Active NBA Playoff Leaders	298-99
2012-13 Season in Review	97-114	NBA Coaches Records	300
Spurs 2012-13 Regular Season Statistics	98	Spurs vs. NBA Teams	301-29
Spurs 2012-13 High Games	99	Spurs Media Outlets	330
Spurs 2012-13 Game-by-Game	100	Spurs 2013-14 Schedule	331
Spurs 2012-13 Miscellaneous Statistics	101		
Spurs 2012-13 Individual Highs and Lows	102		
Spurs 2012-13 Team Highs and Lows	103		
Spurs 2012-13 Regular Season Notes	104-105		

The 2013-14 San Antonio Spurs Media Guide was written and edited by Kris Davis and Mitch Heckart. Photography by Clarke Evans and NBA Photos. A special thanks to Elias Sports Bureau for their assistance.

The information in this publication was compiled by the San Antonio Spurs and is provided as a courtesy to our fans and the media and may be used only for personal and editorial purposes. Any commercial use of this information is prohibited without the prior written consent of the San Antonio Spurs. All NBA and team insignia depicted in this guide are the property of NBA Properties, Inc. and the respective teams and may not be reproduced for commercial purposes without the prior written consent of NBA Properties, Inc.

AT&T. The nation's
FASTEST and now
MOST RELIABLE
4G LTE network.

You might say we're a coach's dream.



AT&T is a Proud Partner
of the San Antonio Spurs.

Rethink Possible® 

1.866.MOBILITY

| ATT.COM/network

| Visit a Store

Speed claim based on comparison of national carriers' average 4G LTE download speeds for Android™ and Windows smartphones and iPhone 5. Reliability claim based on data transfer completion rates on nationwide 4G LTE networks. LTE is a trademark of ETSI. 4G LTE not available everywhere. Screen images simulated. ©2013 AT&T Intellectual Property. Service provided by AT&T Mobility. All rights reserved. AT&T and the AT&T logo are trademarks of AT&T Intellectual Property. All other marks used herein are the property of their respective owners.



SPURS
PLAYERS





Worn with pride.

Standing beside the silver and black and cheering them on is a whole lot of red. H-E-B. A proud sponsor of the San Antonio Spurs since 1988.

H-E-B

No.	Player	Pos.	Ht.	Wt.	DOB	Prior to NBA/Home Country	Yrs
11	Jeff Ayres	F/C	6-9	250	4/29/87	Arizona State/USA	3
16	Aron Baynes	F/C	6-10	260	12/9/86	Washington State/Australia	1
3	Marco Belinelli	G	6-5	195	3/25/86	Fortitudo Bologna/Italy	6
15	Matt Bonner	F/C	6-10	235	4/5/80	Florida/USA	9
25	Nando De Colo	G	6-5	190	6/23/87	Valencia/France	1
33	Boris Diaw	F	6-8	235	4/16/82	Pau Orthez/France	10
21	Tim Duncan	F	6-11	255	4/25/76	Wake Forest/Virgin Islands	16
20	Manu Ginobili	G	6-6	205	7/28/77	Kinder Bologna/Argentina	11
4	Danny Green	G/F	6-6	210	6/22/87	North Carolina/USA	4
5	Cory Joseph	G	6-3	185	8/20/91	Texas/Canada	2
2	Kawhi Leonard	F	6-7	225	6/29/91	San Diego State/USA	2
8	Patty Mills	G	6-0	185	8/11/88	St. Mary's (CA)/Australia	4
9	Tony Parker	G	6-2	185	5/17/82	Paris Racing/France	12
22	Tiago Splitter	F	6-11	240	1/1/85	Caja Laboral/Brazil	3

Head Coach: Gregg Popovich (Air Force Academy)

Assistant Coaches: Jim Boylen (Maine) Chip Engelland (Duke)
 Ime Udoka (Portland State) Chad Forcier (Seattle-Pacific)
 Sean Marks (California)

Head Athletic Trainer: Will Severning (Wisconsin-La Crosse)

Athletic Trainer Assistant: Dice Yamaguchi (Indiana State)

Athletic Performance Coordinator: Anthony Falsone (Stephen F. Austin)

HOW THE SPURS ROSTER WAS BUILT

THE NBA DRAFT

Tim Duncan	First round pick in 1997 NBA Draft, first overall selection
Manu Ginobili	Second round pick in 1999 NBA Draft, 57th overall selection
Tony Parker	First round pick in 2001 NBA Draft, 28th overall selection
Tiago Splitter	First round pick in 2007 NBA Draft, 28th overall selection
Nando De Colo	Second round pick in the 2009 NBA Draft, 53rd overall selection
Cory Joseph	First round pick in 2011 NBA Draft, 29th overall selection

FREE AGENTS

Danny Green	Signed on 3/6/11	Aron Baynes	Signed on 1/23/13
Patty Mills	Signed on 3/27/12	Jeff Ayres	Signed on 7/11/13
Boris Diaw	Signed on 3/23/12	Marco Belinelli	Signed on 7/11/13

TRADES

Matt Bonner	Obtained from Toronto - along with Eric Williams and a 2009 second round pick - for Rasho Nesterovic (6/21/06)
Kawhi Leonard	Obtained draft rights from Indiana - along with Davis Bertans and Erazem Lorbek - for George Hill (6/23/11)



JEFF AYRES

HEIGHT 6-9 | **WEIGHT** 250 | **SEASON** Fourth
BIRTHDATE 4/29/87 | **BIRTHPLACE** Ontario, CA
HIGH SCHOOL Etiwanda (Etiwanda, CA) | **COLLEGE** Arizona St.

**FORWARD/
CENTER**

11

SELECTED BY SACRAMENTO IN THE SECOND ROUND
OF THE 2009 NBA DRAFT, 31ST OVERALL PICK

SIGNED BY SAN ANTONIO ON 7/11/13

2012-13: Appeared in 37 games for the Indiana Pacers, averaging 3.9 points and 2.8 rebounds in 10.0 minutes ... shot .484 (61-126) from the field and .913 (21-23) from the foul line ... scored in double figures seven times ... played in seven of the season's first 32 games, averaging 2.3 points and 1.6 rebounds in 4.1 minutes per game ... in his remaining 29 appearances, averaged 4.0 points and 3.0 rebounds in 10.8 minutes per outing ... registered one double-double on the season with a season-high 14 points (7-11 FG) and 11 rebounds in 17:20 minutes vs. Brooklyn on 2/11 ... followed that up with 10 points, 8 rebounds and 2 blocks in 24:35 minutes vs. Charlotte on 2/13 ... recorded 11 points, 7 rebounds and a career-best 4 assists in 24:35 minutes at Cleveland on 3/18 ... tied his season-high with 14 points (6-10 FG, 1-1 3FG, 1-1 FT) in 21:54 minutes vs. Atlanta on 3/25 ... capped the season with consecutive 12-point games at New York on 4/14 and vs. Philadelphia on 4/17 ... saw action in nine playoff games, averaging 1.6 points and 1.4 rebounds in 6.0 minutes ... finished with 8 points (4-6 FG) and 7 rebounds in 15 minutes vs. Atlanta in Game 2 of their first round matchup.

CAREER NOTES: Is in his fourth NBA season, his first with the Spurs ... spent two seasons with the Pacers (2011-13) and one season with the Portland Trail Blazers (2009-10) ... missed the 2010-11 season with a torn ACL in his right knee ... in his three-year NBA career has appeared in 96 games, averaging 2.9 points and 2.4 rebounds in 9.2 minutes ... has a career mark .524 (119-227) from the field ... has appeared in 16 playoff games, averaging 1.6 points and 1.4 rebounds and 6.0 minutes.

CAREER TRANSACTIONS: Selected by the Kings in the second round (31st overall pick) of the 2009 NBA Draft ... draft rights traded by the Kings to the Trail Blazers in exchange for Sergio Rodriguez, the draft rights to Jon Brockman and cash considerations (6/25/09) ... waived by the Trail Blazers (10/25/10) ... signed by the Pacers (12/9/11) ... signed by the Spurs (7/11/13).

2011-12: Saw action in 20 games, averaging 1.7 points and 1.7 rebounds in 5.3 minutes ... shot .417 (15-36) from the field and .571 (4-7) from the foul line ... made his only start of the season vs. Detroit on 4/23, totaling a season-high 10 points, 7 rebounds and 2 blocked shots in 18 minutes ... after sitting out the first nine games, including four with a sprained right knee, made his debut with the Pacers vs. Atlanta on 1/11 grabbing 2 rebounds ... saw action in four playoff games totaling 2 points, 2 rebounds in 9 minutes.

2010-11: Suffered a torn ACL in his right knee in the second quarter of a preseason game at Utah on 10/7 ... was waived by Portland on 10/25 ... subsequently missed the entire 2010-11 season.

2009-10: Finished his rookie season with averages of 2.7 points, 2.5 rebounds and 10.4 minutes in 39 appearances, including four starts ... spent the first 27 games of the season on the inactive list after undergoing surgery to correct a left hip impingement on 9/29 ... scored in double figures twice ... scored 2 points in 4 minutes in his NBA debut at Dallas on 12/22 ... netted a career-best 23 points (11-15 FG) in 29:09 minutes vs. Golden State on 4/14 ... grabbed a career-high 14 rebounds to go along with 8 points in 24:49 minutes vs. the L.A. Clippers on 12/30 ... recorded 11 points and 5 rebounds in 18:56 minutes vs. Philadelphia on 12/28 ... saw action in three playoff games, totaling 7 points, 2 rebounds, 2 steals and 3 blocked shots in 16 minutes.

COLLEGE: Set Arizona State records for games played (126) and started (120), and his 1,588 career points were, at the time of his departure, sixth best by a Sun Devil all-time ... posted career averages of 12.6 points, 7.5 rebounds and 1.04 blocks ... finished his career second on the Sun Devils' all-time rebounding list with 942 ... is the only player to lead Arizona State in rebounding in four straight seasons... named to the Pac-10 First Team as a senior and led the nation in field goal percentage (.660) ... helped lead the Sun Devils to the NCAA Tournament for just the second time in 14 seasons and for just the fourth time in 28 seasons ... earned Pac-10 Third Team honors as a junior and was named to the to the Pac-10 All-Freshmen Team in 2005-06.

PERSONAL: An economics major at Arizona State ... plays the piano ... has a younger sister, Samantha, and a younger brother, Tim ... a 2005 graduate of Etiwanda High School in Etiwanda, California, where he played alongside Clippers guard Darren Collison ... averaged 9.5 points and 10.5 rebounds per game for an Etiwanda squad that went 31-2 in his senior year and was ranked second in the nation ... Etiwanda went 31-3 in his junior year, including 10-0 in the Baseline League, and reached the southern California regional final.

NBA REGULAR SEASON STATISTICS

Year	TEAM	G	MIN	FGM-FGA	PCT	FTM-FTA	FT%	FG3-FG3A	PCT	OFF-DEF-TOT	R/G	AST	A/G	PF	DQ	STL	BLK	PTS	AVG
09-10	POR	39	405	43-65	.662	18-20	.900	0-0	---	25-73-98	2.5	1	0.0	76	0	7	16	104	2.7
11-12	IND	20	106	15-36	.417	4-7	.571	0-0	---	12-21-33	1.7	4	0.2	16	0	3	2	34	1.7
12-13	IND	37	369	61-126	.484	21-23	.913	2-4	.500	29-75-104	2.8	15	0.4	44	0	6	12	145	3.9
TOTALS		96	880	119-227	.524	43-50	.860	2-4	.500	66-169-235	2.4	20	0.2	136	0	16	30	283	2.9

NBA PLAYOFF STATISTICS

Year	TEAM	G	MIN	FGM-FGA	PCT	FTM-FTA	FT%	FG3-FG3A	PCT	OFF-DEF-TOT	R/G	AST	A/G	PF	DQ	STL	BLK	PTS	AVG
09-10	POR	3	17	2-4	.500	3-4	.750	0-0	---	2-0-2	0.7	0	0.0	1	0	2	3	7	2.3
11-12	IND	4	9	1-3	.333	0-0	---	0-0	---	0-2-2	0.5	0	0.0	2	0	0	0	2	0.5
12-13	IND	9	71	8-24	.333	0-0	---	0-1	.000	4-14-18	2.0	1	0.1	14	0	0	2	16	1.8
TOTALS		16	96	11-31	.355	3-4	.750	0-1	.000	6-16-22	1.4	1	0.1	17	0	2	5	25	1.6

CAREER HIGHS

	REGULAR SEASON HIGHS	PLAYOFF HIGHS
MINUTES	30, at L.A. Clippers, 1/4/10	15, vs. Atlanta, 4/24/13
POINTS	23, vs. Golden State, 4/14/10	8, vs. Atlanta, 4/24/13
REBOUNDS	14, vs. L.A. Clippers, 12/30/09	7, vs. Atlanta, 4/24/13
ASSISTS	4, at Cleveland, 3/18/13	1, vs. Atlanta, 4/24/13
STEALS	2, four times: latest vs. Philadelphia, 4/17/13	1, twice: latest at Phoenix, 4/26/10
BLOCKS	2, eight times: latest vs. Philadelphia, 4/17/13	3, at Phoenix, 4/26/10



ARON BAYNES

HEIGHT 6-10 | **WEIGHT** 260 | **SEASON** Second
BIRTHDATE 12/9/86 | **BIRTHPLACE** Grisborne, NZ
COLLEGE Washington St.

**FORWARD/
CENTER**
16

SIGNED BY SAN ANTONIO ON 1/23/13

2012-13: Appeared in 16 games, averaging 2.7 points and 2.0 rebounds in 8.8 minutes ... shot .500 (18-36) from the field and .583 (7-12) from the foul line ... made his NBA debut at Dallas on 1/25 ... finished with 7 points and a season-high 9 rebounds in 17:54 minutes vs. Charlotte on 1/30 ... registered a season-high 9 points to go along with 5 rebounds in 17:58 minutes vs. Orlando on 4/3 ... finished with 4 points, 6 rebounds and a season-high 3 assists in a season-high 30:23 minutes at Golden State on 4/15 ... registered eight DNP's and was on the inactive list for 14 games ... saw action in four playoff games, averaging 2.0 points and 1.3 rebounds in 5.8 minutes ... finished with 6 points and 2 rebounds in 16 minutes vs. L.A. Lakers on 4/28 in Game 4 of the First Round ... had five stints with the Austin Toros throughout the season ... in seven starts with the Toros, averaged 13.0 points and 8.4 rebounds in 27.1 minutes ... prior to being signed by the Spurs appeared in 10 games with Union Olimpija of the Slovenian Basketball League, averaging 13.8 points and 9.8 rebounds in 26.2 minutes, while shooting .587 (54-92) from the floor and .698 (30-43) from the free throw line ... recorded seven double-doubles ... pulled down double-digit rebounds in eight games ... recorded a season-high 33 points and 10 rebounds vs. BC Khimki Moscow Region on 11/2/12 ... grabbed a season-high 12 rebounds twice.

CAREER NOTES: Began his professional career in 2009-10 playing for Lietuvos Rytas of the Lithuanian Basketball League, a squad that went on to win the Lithuanian National Championship ... played in Germany for EWE Baskets Oldenburg in 2010-11 before joining Ikaros Kallitheas in Greece the following season ... a member of the Australian senior national team ... competed at the 2010 FIBA World Championship in Turkey ... represented Australia at the 2012 Olympic Games in London, where he averaged 7.5 points and 3.3 rebounds while shooting .656 (21-32) from the floor ... played collegiately at Washington State from 2005-09, where in 122 career games he averaged 8.7 points and 5.4 rebounds in 22.0 minutes.

2011-12: Appeared in 23 games for Ikaros Kallitheas in Greece, averaging 13.6 points and 8.7 rebounds while shooting .509 from the field and .711 from the foul line

2010-11: Saw action in 40 games for EWE Baskets Oldenburg in the German Bundesliga, averaging 6.8 points and 3.7 rebounds while shooting .504 from the field ... appeared in five Eurocup games, averaging 13.4 points and 5.6 rebounds.

2009-10: Won the 2009-10 Lithuanian National Championship and the 2010 Lithuanian National Cup with Lietuvos Rytas Vilnius ... appeared in 27 league games, averaging 9.3 points and 4.2 rebounds while shooting .615 from the field and .739 from the foul line ... saw action in 10 Euroleague games, averaging 5.5 points and 3.0 rebounds.

COLLEGE NOTES: Played four seasons at Washington State from 2005-09 ... appeared in 122 games, including 86 starts, averaging 8.7 points and 5.4 rebounds while shooting .546 (394-722) from the field and .698 (275-394) from the foul line ... ranks eighth on WSU's all-time list in field goal percentage (.546) ... as a senior participated in the Portsmouth Invitational, averaging 7.3 points and 10.0 rebounds per game ... earned All-Pacific-10 Honorable Mention honors as a junior and helped lead the Cougars to the Sweet 16 of the NCAA Tournament in 2008 ... shot a perfect 10-of-10 from the field for career-high 25 points in a double overtime win vs. USC on 3/6/07, becoming the first player in

school history to shoot 100 percent from the field in a game with at least 10 attempts ... tallied 19 points off the bench against UC Riverside of 11/19/05 in his first collegiate game, the most points in a season opener by a WSU true freshman ... a two- time Pac-10 All-Academic selection.

PERSONAL: Born Aron John Baynes on 12/9/86 in Gisborne, New Zealand ... now calls Cairns, Australia home ... parents Marton and Barbara...youngest of three children ... brother Callum and sister Rebecca ... played rugby while in high school ... received his Bachelors of Science in kinesiology.

NBA REGULAR SEASON STATISTICS

Year	TEAM	G	MINS	FGM-FGA	PCT	FTM-FTA	FT%	FG3-FG3A	PCT	OFF-DEF-TOT	R/G	AST	A/G	PF	DQ	STL	BLK	PTS	AVG
12-13	SA	16	141	18-36	.500	7-12	.583	0-1	.000	12-20-32	2.0	5	0.3	23	0	1	6	43	2.7
TOTALS		16	141	18-36	.500	7-12	.583	0-1	.000	12-20-32	2.0	5	0.3	23	0	1	6	43	2.7

NBA PLAYOFF STATISTICS

Year	TEAM	G	MINS	FGM-FGA	PCT	FTM-FTA	FT%	FG3-FG3A	PCT	OFF-DEF-TOT	R/G	AST	A/G	PF	DQ	STL	BLK	PTS	AVG
12-13	SA	4	23	4-7	.571	0-0	---	0-0	---	2-3-5	1.3	0	0.0	4	0	0	0	8	2.0
TOTALS		4	23	4-7	.571	0-0	---	0-0	---	2-3-5	1.3	0	0.0	4	0	0	0	8	2.0

CAREER HIGHS

	REGULAR SEASON HIGHS	PLAYOFF HIGHS
MINUTES	30, at Golden State, 4/15/13	16, at L.A. Lakers, 4/28/13
POINTS	9, vs. Orlando, 4/3/13	6, at L.A. Lakers, 4/28/13
REBOUNDS	9, vs. Charlotte, 1/30/13	3, at L.A. Lakers, 4/26/13
ASSISTS	3, at Golden State, 4/15/13	N/A
STEALS	1, vs. Detroit, 3/3/13	N/A
BLOCKS	2, at Minnesota, 3/12/13	N/A



MARCO BELINELLI

HEIGHT 6-5 | **WEIGHT** 195 | **SEASON** SEVENTH
BIRTHDATE 3/25/86 | **BIRTHPLACE** Bologna, Italy

GUARD
3

SELECTED BY GOLDEN STATE IN THE FIRST ROUND
OF THE 2007 NBA DRAFT, 18TH OVERALL PICK

SIGNED BY SAN ANTONIO ON 7/11/13

2012-13: Appeared in 73 games, including 27 starts, averaging 9.6 points, 2.0 assists and 1.9 rebounds in 25.8 minutes for the Chicago Bulls ... shot .395 (241-610) from the field, .357 (79-221) from downtown and .839 (141-168) from the free throw line ... led the team in scoring 10 times and in assists twice ... scored in double figures 29 times, including seven games with 20 or more points ... hit the game-winning three-pointer with :05.9 left in regulation vs. Utah on 3/8 and finished with 22 points ... had the game-winning layup and-one with :07.5 left in the game vs. Detroit on 1/23 ... connected on the game winning shot with :03.1 left in overtime at Boston on 1/18 en route to 10 points off the bench ... posted a team-high 24 points (9-13 FG, 1-3 3FG, 5-6 FT) to go along with 3 assists at Indiana on 2/4 ... netted a team-high 23 points (7-15 FG, 2-8 3FG, 7-8 FT) to lead the Bulls at Cleveland on 12/5 ... posted a team-high with 21 points (8-16 FG, 3-6 3FG, 2-2 FT) and a career-high 7 assists at San Antonio on 3/6 ... scored a team-high 20 points and dished out 5 assists at Indiana on 3/3 ... recorded 18 points, 8 rebounds and a career-high 4 steals vs. Denver on 03/18 ... had 12 points, 5 rebounds and 5 assists at Charlotte on 2/22 ... made a career-high 11 free throws and scored 22 points at New York on 12/22 ... tallied 18 points, 7 rebounds and 5 assists vs. L.A. Clippers on 12/11 ... posted 22 points (8-15 FG, 4-6 3FG, 2-2 FT) and grabbed 4 boards vs. New York on 12/8 ... missed seven games with an abdominal strain (03/24 - 04/05) and one game with a right ankle (02/07) ... spent three games on the team's Inactive List due to injury and recorded one DNP-CD ... saw action in all 12 playoff games for the Bulls, averaging 11.1 points, 3.2 rebounds and 2.8 assists in 29.5 minutes ... recorded six games with 10-or-more points ... handed out 5-or-more assists on three occasions and grabbed 5-or-more rebounds three times ... posted back-to-back 20-plus point games in Games 6 and 7 vs. Brooklyn during their first round series ... recorded 22 points, 7 assists and 5 rebounds in Game 6 ... followed that up with 24 points (8-14 FG, 3-6 3FG, 5-5 FT) and 6 rebounds in a decisive Game 7 win ... tallied 16 points and 6 assists in Game 3 at Miami in the Eastern Conference semifinals.

CAREER NOTES: Is in his sixth NBA season, his first with the Spurs ... San Antonio is his fifth NBA team ... has also spent time with the Bulls (2012-13), Pelicans (2010-12), Raptors (2009-10) and Warriors (2007-09) ... has appeared in 360 career NBA games, averaging 9.0 points, 1.8 rebounds and 1.5 assists in 22.4 minutes ... a career .387 (448-1,159) shooter from three-point range ... has seen action in 18 playoff games, averaging 10.6 points, 2.2 rebounds and 1.9 assists in 27.7 minutes ... prior to the NBA, played professionally in Italy for Fortitudo Bologna from 2004-07 and Virtus Bologna from 2002-04 ... in 2005 at the age of 19, was named the Italian Supercup MVP after leading his team to the league title and the Italian Cup ... has been a member of the Italian National Team since 2006 ... competed at the 2006 FIBA World Championships ... represented Italy in the 2007, 2011 and 2013 European Championships ... averaged 13.6 points, 4.0 rebounds and 2.2 assists in 31.7 minutes during the 2013 European Championships leading Italy to an eighth place finish.

CAREER TRANSACTIONS: Selected in the first round (18th overall) by Golden State in the 2007 NBA Draft (6/28/07) ... traded to Toronto for forward Devean George and cash considerations (7/30/09) ... acquired by New Orleans from Toronto in exchange for Julian Wright (8/11/10) ... signed by the Bulls (7/24/12) ... signed by San Antonio (7/11/13).

2011-12: Averaged a career-best 11.8 points, 2.6 rebounds and 1.5 assists in 29.8 minutes over 66 games, including 55 starts ... shot .417 (286-686) from the field, .377 (107-324) from three-point range and .783 (101-129) from the foul line ... one of only three Hornets to play in all 66 games ... led the team in scoring 10 times and in rebounding twice ... led the team with 107 three-pointers and with 44 double-digit scoring performances ... had nine games with 20-plus points and one game with 10 or more rebounds ... tied his career high with 27 points and set a career-high with 7 three-pointers at Portland on 3/29 ... led the team with 22 points and added a career-high tying 6 assists at Golden State on 3/28 ... recorded a career-high 10 rebounds to go along with 8 points and 2 steals vs. Phoenix on 12/30 ... finished with a team-high 23 points (9-14 FG, 2-2 3FG, 3-3 FT), 4 rebounds, 4 assists and tied a career-high with 3 steals at Golden State on 4/24 ... had 21 points (5-9 FG, 3-6 3FG, 8-9 FT), 3 rebounds and 3 assists vs. Sacramento on 4/11 ... led the team with 20 points, while adding 7 rebounds and 3 assists vs. Toronto on 2/29 ... recorded 15 points (5-11 FG, 3-7 3FG, 2-2 FT) and 6 rebounds at Indiana on 2/21 ... posted 18 points and 4 assists vs. Sacramento on 2/6 ... tallied 15 points (5-7 FG, 1-1 3FG, 4-5 FT), 5 rebounds and 4 assists vs. L.A. Clippers on 3/22.

2010-11: Appeared in 80 games, including 69 starts, averaging 10.4 points, 1.9 rebounds, 1.1 assists in 24.5 minutes in 80 games ... shot .437 (302-691) from the field, a career-best .414 (134-324) from beyond the arc and .784 (98-125) from the foul line ... led the team in scoring once and tied for the team lead three times ... scored in double figures 44 times ... surpassed the 20-point mark four times ... opened the season with 18 points and 6 rebounds vs. Milwaukee on 10/27 ... finished with 20 points (5-11 FG, 3-8 3FG, 7-7 FT) and 5 assists vs. Cleveland on 11/19 ... tallied 22 points (8-12 FG, 4-7 3FG, 2-2 FT) vs. Detroit on 12/9 ... recorded 17 points (5-11 FG, 3-4 3FG, 4-4 FT) and a season-high 3 steals at L.A. Lakers on 1/7 ... finished with 17 points (6-12 FG, 3-6 3FG, 2-2 FT) and a season-high 9 rebounds at Chicago on 3/7 ... posted 21 points (8-15 FG, 4-7 3FG, 1-3 FT) and 5 rebounds vs. Dallas on 3/9 ... scored a season-high 23 points (8-13FG, 5-8 3FG, 2-2 FT) vs. Boston on 3/19 ... tallied 14 points, 4 assists, 2 rebounds and 2 steals at Utah on 3/24 ... scored 16 first-quarter points (tied for the most by a Hornet in a quarter that season) and finished with 18 points at Memphis on 4/10 ... missed two games with a sprained right ankle ... played in six playoff games vs. L.A. Lakers, averaging 9.7 points in 28.8 minutes ... scored 21 points (8-14 FG, 3-5 3FG, 2-2 FT) in 39:05 at LAL (04/26).

2009-10: Averaged 7.1 points, 1.4 rebounds and 1.3 assists in 66 games ... shot a career-high .835 (101-121 FT) from the charity stripe ... scored in double figures on 21 occasions ... led the bench in scoring 22 times ... missed six games due to injury and subsequently was placed on the Inactive List for six games ... registered 10 DNP-CDs ... finished with a season-high 21 points (7-13 FG, 3-4 3FG, 4-5 FT) and 5 rebounds at Indiana on 2/2 in his lone start of the season ... recorded 19 points (8-14 FG, 3-5 3FG) and 3 assists at Atlanta on 12/2 ... posted 15 points (6-8 FG, 1-2 3FG, 2-2 FT), 5 rebounds and 3 assists at Chicago on 12-5 ... tallied 13 points, 4 rebounds and 3 steals vs. Charlotte on 12/30 ... posted 16 points, 5 rebounds and 2 assists vs. Milwaukee on 1/22 ... finished with 14 points (5-8 FG, 3-3 3FG, 1-2 FT) in the season finale vs. New York.

2008-09: Appeared in 42 games, including 23 starts, averaging 8.9 points, 2.1 assists and 1.7 rebounds in 21.0 minutes ... shot .442 (140-317) from the field, .397 (52-131) from three-point range and .769 (40-52) from the charity stripe ... in 23 starts, he averaged 11.3 points and 2.9 assists and 2.1 rebounds ... in 21 games, when he played at least 20 minutes, he averaged 13.4 points, 3.2 assists and 2.7 rebounds ... scored 10-plus points 18 times and 20-plus points four times ... netted a career-high 27 points (11-21 FG, 3-10 3FG, 2-3 FT), 6 assists and 3 rebounds at Atlanta on 12/19 ... preceded that with a 21-point (8-16 FG, 5-8 3FG), 4 rebound and 4 assist outing at Indiana on 12/19 ... recorded 23 points (6-12 FG, 5-8 3FG, 6-6 FT) and 6 rebounds vs. Toronto on 12/29 ... tallied 22 points and 4 assists vs. Boston on 12/26 ... missed 23 games with a sprained right ankle (03/20 – 04/01 and 01/14 – 02/12).

2007-08: Appeared in 33 games, averaging 2.9 points in 7.3 minutes ... shot .387 (36-93) from the field, .390 (16-41) from beyond the arc and .778 (7-9) from the free throw line ... scored in double-figures two times ... netted a season-high 17 points (6-10 FG, 5-6 3FG) vs. Seattle on 4/16 ... netted 13 points, 4 rebounds and 2 assists at Memphis on 4/4 ... was on the Inactive List for 22 games and drew a DNP-CD 27 times.

2006-07: Appeared in 33 games in Serie A play and averaged a career-high 16.4 points, 1.7 rebounds, 2.20 steals and 1.3 assists while shooting .544 from the field, .338 from three-point range and .760 from the line ... in 13 Euroleague contests, he tallied 12.9 points, 1.9 rebounds and 1.3 assists.

2005-06: Saw action in 47 Serie A contests and averaged 13.2 points, 1.7 assists and 1.3 rebounds in 27.9 minutes ... in 19 Euroleague contests, he averaged a personal Euroleague-best 13.2 points, 1.6 rebounds, 1.42 steals and 1.0 assists in 27.7 minutes ... shot .530 from the field and a career-best .439 from long range.

2004-05: Helped lead Fortitudo Bologna to an Italian League title and the Italian Cup, as he played in 45 Serie A games and posted 6.5 points per game ... appeared in 20 Euroleague contests, as he averaged 4.2 points, while shooting .606 from the field.

2003-04: Appeared in 34 Serie A games and posted 4.5 points per game, ... saw action in 16 Euroleague contests, averaging 3.0 points.

2002-03: In first professional season, he appeared in 16 Serie A games and recorded 2.6 points per game ... also averaged 5.6 points in eight Euroleague outings.

PERSONAL: Name is pronounced Mark-o bell-uh-nell-ee ... was given the nickname “Beli” by his childhood friends ... attended the 2007 NBA Draft in New York, marking his first trip to the United States ... obtained a driver’s license for the first time in his life in the summer of 2008 ... did not drive in Italy or during his rookie season in the NBA ... he says that if he was not playing professional basketball he would work in the fashion industry ... has a personal website, <http://marcobelinelli.it/>.

NBA REGULAR SEASON STATISTICS

Year	TEAM	G	MINS	FGM-FGA	PCT	FTM-FTA	FT%	FG3-FG3A	PCT	OFF-DEF-TOT	R/G	AST	A/G	PF	DQ	STL	BLK	PTS	AVG
07-08	GS	33	241	36-93	.387	7-9	.778	16-41	.390	3-11-14	0.4	15	0.5	15	0	5	0	95	2.9
08-09	GS	42	882	140-317	.442	40-52	.769	52-131	.397	10-61-71	1.7	88	2.1	73	0	36	1	372	8.9
09-10	TOR	66	1121	154-379	.406	101-121	.835	60-158	.380	14-81-95	1.4	89	1.3	80	1	42	5	469	7.1
10-11	NO	80	1957	302-691	.437	98-125	.784	134-324	.414	17-134-151	1.9	92	1.2	146	0	38	6	836	10.5
11-12	NO	66	1966	286-686	.417	101-129	.783	107-284	.377	19-153-172	2.6	101	1.5	115	1	48	5	780	11.8
12-13	CHI	73	1882	241-610	.395	141-168	.839	79-221	.357	13-127-140	1.9	148	2.0	140	1	44	6	702	9.6
TOTALS		360	8048	1159-2776	.418	488-604	.387	448-1159	.387	76-567-643	1.8	533	1.5	569	3	213	23	3254	9.0

NBA PLAYOFF STATISTICS

Year	TEAM	G	MINS	FGM-FGA	PCT	FTM-FTA	FT%	FG3-FG3A	PCT	OFF-DEF-TOT	R/G	AST	A/G	PF	DQ	STL	BLK	PTS	AVG
10-11	NO	6	173	23-63	.365	4-4	1.000	8-26	.308	0-5-5	0.8	4	0.7	12	0	5	0	58	9.7
12-13	CHI	12	325	44-107	.411	29-33	.879	16-47	.340	0-35-35	2.9	31	2.6	26	1	5	0	133	11.1
TOTALS		18	498	67-170	.394	33-37	.892	24-73	.329	0-40-40	2.2	35	1.9	38	1	10	0	191	10.6

CAREER HIGHS

	REGULAR SEASON HIGHS	PLAYOFF HIGHS
MINUTES	51, vs. Denver, 3/18/13	46, twice: latest at Miami, 5/6/13
POINTS	27, twice: latest at Portland, 3/29/12	24, at Brooklyn, 5/4/13
REBOUNDS	10, vs. Phoenix, 12/30/11	7, at Miami, 5/6/13
ASSISTS	7, at San Antonio, 3/6/13	7, vs. Brooklyn, 5/2/13
STEALS	4, vs. Denver, 3/18/13	1, five times: latest at Miami, 5/8/13
BLOCKS	1, 23 times: latest vs. Portland, 3/21/13	N/A

MATT BONNER

HEIGHT 6-10 | WEIGHT 235 | SEASON Tenth
BIRTHDATE 4/5/80 | BIRTHPLACE Concord, NH
HIGH SCHOOL Concord (Concord, NH) | COLLEGE Florida

SELECTED BY CHICAGO IN THE SECOND ROUND
OF THE 2003 NBA DRAFT, 45TH OVERALL PICK

OBTAINED FROM TORONTO – ALONG WITH ERIC WILLIAMS AND A 2009
SECOND ROUND PICK – IN EXCHANGE FOR RASHO NESTEROVIC, 6/21/06



**FORWARD/
CENTER**

15

2012-13: Appeared in 68 games, starting four, averaging 4.2 points and 1.9 rebounds in 13.3 minutes ... shot .487 (112-230) from the floor and .442 (53-121) from three-point range ... scored in double figures nine times ... recorded 10-or-more rebounds twice ... selected to participate in the Foot Locker Three-Point Contest at the 2013 NBA All-Star Game, becoming the first Spur to be in the contest since Terry Porter was selected in the 1999-00 season ... registered his only double-double of the season with 10 points and 10 rebounds in 29:42 minutes at Miami on 11/29 ... tallied a season-high 17 points (7-8 FG, 3-3 3FG) and 5 rebounds in 23:04 minutes at Atlanta on 1/19 ... pulled down a season-high 12 rebounds vs. Milwaukee on 12/5 ... recorded a career-high 4 blocks vs. Atlanta on 4/6 ... finished with 13 points in 23:20 minutes vs. Sacramento on 3/1 ... tallied 13 points (6-10 FG, 1-2 3FG) and 4 rebounds at Golden State on 4/15 ... registered 14 DNP's ... appeared in 20 playoff games, starting one, averaging 4.1 points and 2.0 rebounds in 13.3 minutes ... shot .469 (15-32) from three-point range during the postseason ... scored in double figures three times ... posted 10 points and 5 rebounds in 29:05 minutes vs. L.A. Lakers on 4/21 in Game 1 of the first round ... tallied 10 points, 5 rebounds and a playoff-high 3 steals in 29:11 minutes vs. L.A. Lakers on 4/24 in Game 2 of the first round ... scored 12 points, including a playoff career-high 4 three's in 16:55 minutes vs. Memphis on 5/19 in Game 1 of the Western Conference Finals.

CAREER NOTES: Is in his 10th NBA season, his eighth with the Spurs ... spent two seasons with the Toronto Raptors ... led the NBA in three-point shooting in 2010-11 with a .457 (105-230) mark from beyond the arc ... ranks seventh among active players with a career mark of .417 (694-1,665) from three-point range ... among Spurs all-time leaders ranks fourth in three-point field goals made (553) and sixth in three-point FG percent (.415, 553-1,331) ... in his nine-year NBA career has appeared in 629 regular season games, averaging 6.5 points and 3.3 rebounds in 18.3 minutes ... has appeared in 65 playoff games, averaging 3.5 points and 2.1 rebounds in 13.3 minutes. ... during the 2003-04 season played for Sicilia in the Italian A1 League ... averaged 19.2 points and 9.3 rebounds ... ranked seventh in the league in both scoring and rebounding.

CAREER TRANSACTIONS: Selected by the Bulls in the second round (45th overall pick) of the 2003 NBA Draft ... draft rights traded by the Bulls to the Raptors in exchange for a future second round pick (6/26/03) ... traded by the Raptors to the Spurs – along with Eric Williams and a 2009 second round pick – in exchange for Rasho Nesterovic (6/21/06) ... re-signed by the Spurs (7/12/07) and (7/13/10).

2011-12: Appeared in 65 games, starting in two games, averaging 6.6 points and 3.3 rebounds in 20.4 minutes ... shot .440 (154-350) from the floor, .420 (105-250) from three-point territory and .762 (16-21) from the foul line ... ranked 12th in 3FG percentage ... scored in double figures 17 times, including 20-or-more once and recorded 10 rebounds-or-more twice ... led the team in scoring three times, rebounds four times, blocks three times and steals twice ... recorded a season-high 20 points (6-8 FG, 5-6 3FG, 3-3 FT) at Utah on 2/20/12 ... finished with 17 points (6-10 FG, 5-9 3FG) and 6 rebounds vs. Dallas 1/5/12 ... tallied 17 points (6-10 FG, 5-7 3FG) and grabbed 3 rebounds vs. Atlanta on 1/25 ... posted 16 points (5-12 FG, 4-11 3FG, 2-2 FT) and 5 rebounds at Houston on 1/21/12 ... finished with 15 points (5-10 FG, 5-9 3FG), 3 rebounds and 1 block at Memphis on 1/30 ... had 8 points and a season-high 10 rebounds vs. Houston on 2/1 ... connected on three three-pointers vs. L.A. Lakers on 4/11 to surpass Michael Finley (490 3FGM) and move into fourth place on the Spurs

all-time 3-PT FG made ... was inactive vs. Minnesota 3/21 due to back spasms ... appeared in 13 playoff games, averaging 2.4 points and 1.9 rebounds in 12.7 minutes ... registered 9 points and 4 rebounds in 20 minutes vs. Utah on 4/29.

2010-11: Appeared in 66 games, including one start, averaging 7.3 points and 3.6 rebounds in 21.7 minutes ... shot .464 (172-371) from the field, .457 (105-230) from the three-point line and .744 (32-43) from the free throw line ... led the NBA in three-point field goal percentage ... scored in double figures 21 times, including one 20-plus game ... posted one double-double ... led the team in rebounds five times, steals five times, and blocks six times ... scored a season-high 21 points shooting a career-high 7-for-7 from beyond the arc in 25 minutes at Oklahoma City on 11/14, making him the third non-starter in league history to make at least seven three-pointers in a game without a miss ... registered 16 points (6-10 FG, 3-4 3FG), a season-high 11 rebounds, and 4 assists in 24 minutes vs. Phoenix on 4/3 ... tallied 18 points (6-7 3FG) and 5 rebounds in 24 minutes vs. Miami on 3/4 ... notched 13 points (5-8 FG, 3-6 3FG), 6 rebounds, and 3 assists in 20 minutes at Cleveland on 3/2 ... finished with 17 points (7-12 FG, 3-5 3FG) at Milwaukee in 31 minutes on 1/12 ... tallied 11 points and 9 rebounds in 24 minutes vs. Minnesota on 1/9 ... recorded 15 points (4-4 3FG) and 7 rebounds in a season-high 36 minutes vs. Orlando on 11/22 ... diagnosed with Grade 2 right ankle sprain on 10/28 ... inactive for six games (10/30-11/10) ... missed 10 games (1/16-2/4) due to sore right knee ... appeared in all six playoff games vs. Memphis, averaging 6.3 points and 3.2 rebounds in 20.5 minutes ... finished with 12 points (2-4 FG, 2-4 3FG, 6-6 FT) and 3 rebounds in 24 minutes vs. Memphis on 4/17.

2009-10: Saw action in 65 games, including eight starts, averaging 7.0 points, 3.3 rebounds and 1.0 assists in 17.9 minutes ... shot .446 (166-372) from the floor, .390 (90-231) from the three-point line and .729 (35-48) from the free throw line ... scored in double figures 19 times, including three 20-plus games ... led the team in scoring twice, rebounding twice, steals eight times and blocks 11 times ... finished with a career-high 28 points (10-14 FG, 4-7 3FG, 4-7 FT), 8 rebounds and 3 assists in 32 minutes at Utah on 12/7 ... posted his only double-double of the season with 11 points and a season-high 10 rebounds in 25 minutes at Dallas on 11/18 ... scored 23 points while tying a career-high with six three-point field goals made in 25 minutes vs. Milwaukee on 11/23 ... posted 21 points (8-9 FG, 5-6 3FG) in 22 minutes vs. L.A. Clippers on 3/13 ... tallied 18 points (7-16 FG, 4-8 3 FG) in 34 minutes vs. Toronto on 11/9 ... posted 19 points (6-13 FG, 6-10 3FG), 4 rebounds and 2 blocks in 34 minutes vs. Memphis on 4/9 ... recorded 15 points (4-9 FG, 2-6 3FG) and 6 rebounds in 30 minutes vs. Orlando on 4/2 ... missed 15 games due to broken fourth metacarpal in his right hand suffered vs. IND on 12/19 ... registered two DNP-CD's ... saw action in all 10 playoff games, averaging 5.0 points and 1.5 rebounds in 17.3 minutes ... finished with a playoff career-high 14 points (5-6 FG, 2-3 3FG, 2-2 FT) in Game 4 vs. Phoenix on 5/9.

2008-09: Appeared in 81 games with 67 starts, averaged 8.2 points, 4.8 rebounds and 1.0 assists in 23.8 minutes per night ... shot .496 (266-536) from the field, .440 (118-268) from behind the arc and .739 (17-23) from the free throw line ... ranked eighth in the NBA in 3PT-FG% ... scored in double figures 31 times, including three 20-plus games ... grabbed 10-or-more rebounds three times ... led the team in scoring twice, rebounding three times, steals 13 times and blocks nine times ... set new career-highs in minutes, points, assists, field goals made and attempted and three-pointers made and attempted ... had a strong February, averaged 10.8 points and 6.1 rebounds in 11 games ... tallied a season-high 23 points (10-17 FG, 3-6 3PT-FG), 8 rebounds, 2 assists and 2 blocks in a season-high 36:28 minutes at Boston on 2/8 ... had 22 points (8-10 FG, 4-5 3PT-FG, 2-2 FT) and 5 rebounds in 26:24 minutes at New Jersey on 2/10 ... posted his only double-double of the season with 12 points and 11 rebounds in 29:08 minutes at Chicago on 1/17 ... posted 17 points (6-7 FG, 3-4 3PT-FG, 2-2 FT), 5 rebounds and 2 steals at Houston on 11/29 ... finished with 9 points and a season-high 13 rebounds vs. Atlanta on 12/10 ... finished with 20 points while knocking down a career-high six three-pointers in 32:14 minutes at Utah on 1/27 ... recorded a DNP-CD (11/12) ... started all five playoff games, averaged 3.0 points and 3.2 rebounds in 20.0 minutes ... shot .217 (5-23) from the field, .231 (3-13) from three-point range and 1.000 (2-2) from the foul line ... recorded playoff-highs with 11 points and 7 rebounds in Game 2 vs. Dallas on 4/20.

2007-08: Appeared in 68 games ... averaged 4.8 points and 2.8 rebounds in 12.5 minutes ... shot .416 (121-291) from the field, .336 (46-137) from three-point land and .864 (38-44) from the line ... started three games ... averaged 12.7 points and 8.0 rebounds in 29.3 minutes as a starter ... scored in double figures 13 times ... posted two double-doubles ... in his second start of the season finished with a career-high 25 points (9-16 FG, 3-4 3PT-FG, 4-4 FT) and a career-best 17 rebounds in a career-high 39:15

minutes at Golden State on 12/11 ... had 10 points and 10 rebounds vs. Toronto on 12/28 ... scored 18 points (5-8 FG, 3-5 3PT-FG, 5-5 FT) in 23:16 minutes vs. Memphis on 12/30 ... registered 14 DNP-CDs ... in the 2008 Playoffs appeared in two games ... averaged 2.0 points and 1.0 rebounds in 4.5 minutes.

2006-07: Averaged 4.9 points and 2.8 rebounds in 11.7 minutes in 56 games ... shot .447 (106-237) from the field, .383 (36-94) from three-point land and .711 (27-38) from the line ... scored in double-figures nine times ... finished with a season-high 18 points (7-10 FG, 2-4 3PT-FG, 2-3 FT) in 25:00 minutes vs. Minnesota on 4/13 ... posted one double-double: had 10 points and 10 rebounds in 23:47 minutes vs. Memphis on 4/16 ... logged 10 DNP-CDs ... missed 15 games after suffering a torn left medial collateral ligament vs. Washington on 1/15 ... missed one game due to the stomach flu (12/26) ... appeared in nine of the Spurs 20 playoff games ... averaged 0.8 points in 2.8 minutes ... made his playoff debut vs. Denver on 4/22 ... had 5 points in 9:44 minutes in Game 5 vs. Utah on 5/30.

2005-06: Averaged 7.5 points and 3.6 rebounds in 21.9 minutes in 78 games ... shot .448 (209-467) from the field, .420 (102-243) from three-point land and .829 (63-76) from the line ... ranked 12th in the NBA in three-point percentage ... scored in double figures 30 times ... posted two double-doubles: had a season-high 16 points and a season-best 13 rebounds vs. Boston on 4/4 and finished with 10 points and 12 boards vs. Minnesota on 3/11 ... tied his career-high hitting five three-pointers (5-of-6 from downtown) to finish with 15 points vs. Boston on 3/5 ... had 15 points, 8 rebounds and a career-high 4 steals in 30:38 minutes vs. Utah on 11/11 ... had 15 points (6-9 FG, 3-5 3PT-FG) in a season-high 37:20 minutes at Cleveland on 3/7 ... in his first career start had 10 points vs. Philadelphia on 11/16 ... in six games in April averaged 12.2 points and 6.5 rebounds in 30.2 minutes before suffering a sprained left ankle at Orlando on 4/12 ... the injury caused him to miss the final four games of the season.

2004-05: Appeared in all 82 games ... averaged 7.2 points and 3.5 rebounds in 18.9 minutes ... shot .533 (247-463) from the field, .424 (39-92) from three-point land and .789 (56-71) from the line ... led all NBA rookies in 3PT-FG percentage and ranked second in FG percentage ... he and Morris Peterson were the only Raptors to play in all 82 games ... scored in double figures 25 times ... scored a season-high 21 points (8-9 FG, 5-6 3PT-FG) vs. Atlanta on 3/11 ... had 18 points (6-7 FG, 4-4 3PT-FG, 2-2 FT) and 7 boards in a season-high 38 minutes at New Orleans on 3/6 ... finished with 17 points and 6 rebounds in 28 minutes at Cleveland on 12/4.

COLLEGE NOTES: Averaged 12.0 points and 5.9 rebounds in 131 games at the University of Florida ... is the only Gator to record 1,500 points, 750 rebounds and 150 three-pointers ... earned Associated Press honorable mention All-American honors as a junior and senior ... as a senior was named to the All-Southeastern Conference First Team and was runner-up for SEC Player of the Year ... averaged 15.2 points and 6.1 rebounds in 33 games while leading the conference in 3PT-FG percentage (with a .474 mark) ... as a junior earned All-SEC Second Team honors ... ranked 10th in the conference in scoring (15.6) and seventh in rebounds (7.2) ... was a three-time All-SEC Academic selection and earned Verizon Academic All-American of the Year honors for basketball in each of his final two seasons (the first basketball player in Florida history to win the award).

PERSONAL: He and his wife, Nadia, were married in the summer of 2008 ... the couple has two children: a daughter, Evangeline-Vesper, and a son, August ... was his high school valedictorian ... majored in business administration ... earned the nickname "The Red Rocket" while with the Raptors (after Toronto's transit system as he did not have a car and instead relied on public transit)... now drives a white Pontiac Grand Prix ... only the second player from New Hampshire to appear in an NBA game (Jeff Cross, who appeared in 21 games with the L.A. Clippers in 1985-86, was the first from the Granite State to play in the NBA) ... is an X-Files enthusiast ... an avid cribbage player ... loves sandwiches ... during the 2009-10 season had a blog on spurs.com entitled "The Search for the Hoagie Grail," chronicling his travels to sandwich shops in each NBA city in search for the best sandwich.

NBA REGULAR SEASON STATISTICS

Year	TEAM	G	MIN	FGM-FGA	PCT	FTM-FTA	FT%	FG3-FG3APCT	OFF-DEF-TOT	R/G	AST	A/G	PF	DQ	STL	BLK	PTS	AVG	
04-05	TOR	82	1553	247-463	.533	56-71	.789	39-92	.424	108-177-285	3.5	48	0.6	220	1	39	19	589	7.2
05-06	TOR	78	1710	209-467	.448	63-76	.829	102-243	.420	86-198-284	3.6	56	0.7	216	2	49	31	583	7.5
06-07	SA	56	653	106-237	.447	27-38	.711	36-94	.383	64-92-156	2.8	22	0.4	67	1	17	11	275	4.9
07-08	SA	68	853	121-291	.416	38-44	.864	46-137	.336	53-139-192	2.8	32	0.5	111	0	14	17	326	4.8
08-09	SA	81	1928	266-536	.496	17-23	.739	118-268	.440	97-289-386	4.8	82	1.0	190	1	47	26	667	8.2
09-10	SA	65	1161	166-372	.446	35-48	.729	90-231	.390	52-162-214	3.3	68	1.0	109	1	30	24	457	7.0
10-11	SA	66	1432	172-371	.464	32-43	.744	105-230	.457	60-17-239	3.6	60	0.9	110	0	26	21	481	7.3
11-12	SA	65	1326	154-350	.440	16-21	.762	105-250	.420	29-185-214	3-3	61	0.9	68	0	15	21	429	6.6
12-13	SA	68	909	112-230	.487	11-15	.733	53-120	.442	25-104-129	1.9	36	0.5	86	0	17	19	288	4.2
TOTALS		629	11524	1553-3317	.468	295-379	.778	694-1665	.417	574-1525-2099	3.3	465	0.7	1177	6	254	189	4095	6.5


NBA PLAYOFF STATISTICS

Year	TEAM	G	MIN	FGM-FGA	PCT	FTM-FTA	FT%	FG3-FG3APCT	OFF-DEF-TOT	R/G	AST	A/G	PF	DQ	STL	BLK	PTS	AVG	
06-07	SA	9	25	2-7	.286	2-2	1.000	1-4	.250	2-1-3	0.3	0	0.0	6	0	2	0	7	0.8
07-08	SA	2	9	2-3	.667	0-0	---	0-0	---	0-2-2	1.0	2	1.0	0	0	0	0	4	2.0
08-09	SA	5	100	5-23	.217	2-2	1.000	3-13	.231	6-10-16	3.2	0	0.0	10	0	3	2	15	3.0
09-10	SA	10	173	19-44	.432	2-2	1.000	10-27	.370	7-25-32	3.2	4	0.4	22	0	1	3	50	5.0
10-11	SA	6	123	12-25	.480	8-10	.800	6-18	.333	7-12-19	3.2	2	0.3	18	0	1	1	38	6.3
11-12	SA	13	165	10-32	.313	3-5	.600	8-23	.348	2-23-25	1.9	9	0.7	24	0	2	4	31	2.4
12-13	SA	20	267	28-59	.475	10-12	.833	15-32	.469	9-30-39	2.0	6	0.3	35	0	5	5	81	4.1
TOTALS		65	862	78-193	.404	27-33	.818	43-117	.368	33-103-136	2.1	23	0.4	115	0	14	15	226	3.5

CAREER HIGHS

	REGULAR SEASON HIGHS	PLAYOFF HIGHS
MINUTES	39, twice: latest at Atlanta, 3/25/09	30, vs. Phoenix, 5/9/10
POINTS	28, at Utah, 12/7/09	14, vs. Phoenix, 5/9/10
REBOUNDS	17, at Golden State, 12/11/07	7, twice: latest vs. Dallas, 4/29/10
ASSISTS	5, twice: latest vs. Dallas, 3/23/12	2, twice: latest vs. Oklahoma City, 5/27/12
STEALS	4, twice: latest at Boston, 11/18/05	3, vs. L.A. Lakers, 4/24/13
BLOCKS	4, vs. Atlanta, 4/6/13	2, three times: latest at L.A. Lakers, 4/26/13

NANDO DE COLO



GUARD
25

HEIGHT 6-5 | **WEIGHT** 190 | **SEASON** Second
BIRTHDATE 6/23/87 | **BIRTHPLACE** Sainte-Catherine-lès-Arras, France

SELECTED BY SAN ANTONIO IN THE SECOND ROUND 53RD OVERALL
PICK IN THE 2009 NBA DRAFT

2012-13: Appeared in 72 games, starting in six, averaging 3.8 points, 1.9 rebounds and 1.9 assists in 12.6 minutes ... shot .436 (105-241) from the floor, .378 (31-82) from downtown and .795 (35-44) from the foul line ... scored in double figures eight times ... led the team in assists twice and steals four times ... recorded a season-high 15 points (4-8 FG, 2-4 3FG, 5-6 FT), 6 rebounds and 5 assists in 33:52 minutes at Miami on 11/29 ... finished with 9 points, a season-high 9 assists and a season-high 5 steals in 28:33 minutes at Golden State on 4/15 ... tallied 10 points, a season-high 8 rebounds and 6 assists in 25:44 minutes at Charlotte on 12/8 ... posted 14 points and 6 assists in 23:20 minutes at Oklahoma City on 12/17 ... tallied 9 points and 7 assists in 33:11 minutes at Chicago on 2/11 ... recorded 13 points (4-6 FG, 1-2 3FG, 4-4 FT) and 4 rebounds in 20:13 minutes at Minnesota on 3/12 ... finished with 8 points, 6 assists, 7 rebounds and 2 steals in 28:38 minutes vs. Orlando on 4/3 ... registered 10 DNP-CD's ... assigned to the Austin Toros on three different occasions ... appeared in three D-League games, averaging 15.3 points, 7.3 rebounds, 5.7 assists and 2.00 steals in 35.0 minutes ... saw action in five playoff games totalling 4 points, 4 rebounds and 2 in 14 minutes.

CAREER NOTES: Is in his second season with the Spurs ... before joining the Silver and Black spent three seasons playing for Valencia in the Spanish ACB League ... helped lead Valencia to the 2010 Eurocup Championship and to the ACB playoffs in each of his three seasons with the club, including the 2011 ACB Finals ... in three seasons with Valencia, appeared in 106 Spanish ACB League games, averaging 12.5 points, 2.7 rebounds, 2.5 assists and 1.2 steals ... in two Eurocup appearances, he averaged 12.7 points, 3.1 rebounds, 3.1 assists and 1.5 steals in 32 games ... was named to the 2010 All-Eurocup First Team ... made his pro debut in 2006 with Cholet Basket in the French ProA League ... spent three seasons with Cholet, averaging 12.5 points, 3.0 rebounds, 3.0 assists and 1.3 steals in 83 games ... won the 2008 Semaine D'AS with Cholet Basket and was named the 2008 Semaine D'As MVP ... named a ProA League All-Star in 2008 and was selected to the FIBA Eurocup All-Star Team in 2008 ... named the 2008 French All-Star Game MVP ... has played for the French National Team since 2008 ... helped guide France to their first European Championship in 2013, averaging 7.4 points, 2.1 rebounds and 1.1 assists in 19.8 minutes in 11 games ... in the 2011 European Championship, he averaged 6.5 points, 2.1 rebounds and 1.1 steals in 11 games to help France capture the Silver medal and qualify for the 2012 Olympics ... saw action in six games in the 2012 Olympic Tournament, averaging 7.0 points, 2.7 rebounds and 2.3 assists in 21.2 minutes ... at the 2010 World Championships, averaged 8.8 points, 2.2 assists and 1.8 rebounds in six games ... represented France in the 2009 European Championships, averaging 7.3 points, 1.9 rebounds and 1.2 assists in nine games ... former member of the French U-20 National Team ... participated in the U-20 2007 European Championship for Men ... averaged 17.9 points, 4.0 rebounds and 3.4 assists in 27.1 minutes over eight contests.

2011-12: Appeared in 41 Spanish ACB League games for Valencia, averaging a team-best 13.1 points, 3.0 rebounds, 2.9 assists and 1.5 steals in 26.6 minutes ... shot .462 from the field, .360 from three-point range and .864 from the foul line ... helped guide Valencia to the Finals of the Eurocup ... saw action in 16 Eurocup games, averaging 11.3 points, 3.7 assists, 2.0 rebounds and 1.6 steals in 24.4 minutes per game ... shot .467 (42-90) from the field, .379 (22-58) from beyond the arc and .861 (31-36) from the foul line.

2010-11: Spent the season playing for Power Electronics Valencia in the Spanish ACB League ... averaged 10.7 points, 2.3 rebounds and 2.1 assists in 32 games during the 2010-11 season ... saw action in 19 Euroleague games, averaging 10.1 points, 2.7 rebounds and 1.6 assists ... helped lead Valencia to an appearance in the 2011 Spanish ACB Supercup Finals.

2009-10: Guided Valencia to the 2010 EuroCup Championship, averaging 14.1 points, 4.2 rebounds and 2.4 assists in 29.5 minutes in 16 games.

PERSONAL: His elder sisters Sandy and Leila played professional basketball in France, as did both his parents.

NBA REGULAR SEASON STATISTICS

Year	TEAM	G	MIN	FGM-FGA	PCT	FTM-FTA	FT%	FG3-FG3A	PCT	OFF-DEF-TOT	R/G	AST	A/G	PF	DQ	STL	BLK	PTS	AVG
12-13	SA	72	920	105-241	.436	35-44	.795	31-82	.378	23-115-138	1.9	138	1.9	87	0	41	6	276	3.8
TOTALS		72	920	105-241	.436	35-44	.795	31-82	.378	23-115-138	1.9	138	1.9	87	0	41	6	276	3.8

NBA PLAYOFF STATISTICS

Year	TEAM	G	MIN	FGM-FGA	PCT	FTM-FTA	FT%	FG3-FG3A	PCT	OFF-DEF-TOT	R/G	AST	A/G	PF	DQ	STL	BLK	PTS	AVG
12-13	SA	5	14	1-4	.250	2-2	1.000	0-3	.000	2-2-4	0.8	2	0.4	1	0	0	0	4	0.8
TOTALS		5	14	1-4	.250	2-2	1.000	0-3	.000	2-2-4	0.8	2	0.4	1	0	0	0	4	0.8

CAREER HIGHS

	REGULAR SEASON HIGHS	PLAYOFF HIGHS
MINUTES	34, at Miami, 11/29/12	4, three times: latest vs. Miami, 6/13/13
POINTS	15, at Miami, 11/29/12	2, twice: latest at L.A. Lakers, 4/26/13
REBOUNDS	8, at Charlotte, 12/8/12	1, four times: latest vs. Miami, 6/13/13
ASSISTS	9, at Golden State, 4/15/13	1, twice: latest vs. Miami, 6/13/13
STEALS	5, at Golden State, 4/15/13	N/A
BLOCKS	1, six times: latest vs. Orlando, 4/3/13	N/A

BORIS DIAW



HEIGHT 6-8 | **WEIGHT** 235 | **SEASON** Eleventh
BIRTHDATE 4/16/82 | **BIRTHPLACE** Corneille-en-Parisis, France

SELECTED BY ATLANTA IN THE FIRST ROUND WITH THE 21ST OVERALL
PICK IN THE 2003 NBA DRAFT

SIGNED BY SAN ANTONIO ON 3/23/12

FORWARD

33

2012-13: Appeared in 75 games, starting in 20, averaging 5.8 points, 3.4 rebounds and 2.4 assists in 22.8 minutes ... shot .539 (179-332) from the field, .385 (30-78) from downtown and .723 (47-65) from the foul line ... scored in double figures 16 times ... led the team in steals eight times and blocks eight times ... recorded a season-high 16 points (6-7 FG, 1-1 3FG, 3-4 FT) in 22:40 minutes at Washington on 11/26 ... finished with 9 points, 9 rebounds and 4 assists in 28:40 minutes at Sacramento on 11/9 ... recorded 14 points (7-10 FG), 4 rebounds and 3 assists in 28:46 minutes vs. Memphis on 1/16 ... finished with 10 points, 6 rebounds and 4 assists in 29:31 minutes at Dallas on 1/25 ... finished with 10 points, 4 rebounds and 3 steals in 35:53 minutes at Chicago on 2/11 ... totalled 12 (5-5 FG, 2-2 FT) points, 4 rebounds and 3 assists in 21:07 minutes at Phoenix on 2/24 ... handed out a season-high 6 assists in the season opener at New Orleans on 10/31 ... missed two games with a low back strain (3/1-3/3) and five regular season games (4/10-4/17) and four playoff games (4/21-4/28) due to a synovial cyst excision, lumbar spine ... appeared in 16 playoff games, starting one, averaging 4.1 points, 2.5 rebounds and 1.8 assists in 17.0 minutes ... tallied 8 points, 3 rebounds and 2 steals in 21:43 minutes vs. Golden State on 5/14 in Game 5 of the Western Conference Semifinals ... scored 9 points and grabbed 3 in 11:18 minutes vs. Miami on 6/13 in Game 4 of the Finals ... tallied 7 points, 4 rebounds and 2 assists in 23:18 minutes at Miami on 6/18 in Game 6 of the Finals.

CAREER NOTES: Is in his 11th NBA season, his third with the Spurs ... San Antonio is his fourth NBA team ... has also spent time with the Hawks, Suns and Bobcats ... won the 2006 Most Improved Player Award, after averaging 13.3 points, 6.9 rebounds and 6.2 assists in 35.5 minutes over 81 games in his first season with the Suns ... has appeared in 755 career games, averaging 9.1 points, 4.7 rebounds and 3.8 assists in 29.3 minutes ... has posted six triple-doubles during his career ... has seen action in 69 playoff games, averaging 10.1 points, 4.7 rebounds and 3.4 assists in 28.7 minutes ... member of the French National Team since 2003 ... helped guide France to their first ever gold medal at the 2013 European Championship, averaging 10.4 points, 4.6 rebounds and 3.4 assists in 28.3 minutes ... led France to a second place finish in the 2011 European Championship, earning a spot in the 2012 Olympics ... averaged 7.7 points, 6.0 rebounds and 4.3 assists 28.8 minutes in six games at the 2012 Olympics in London ... has also represented France at the 2003, 2005, 2007 and 2009 European Championships and the 2006 and 2010 World Championships ... began his professional career in France playing for Pau Orthez from 2000-03.

CAREER TRANSACTIONS: Selected by the Hawks in the first round (21st overall pick) of the 2003 NBA Draft ... traded to Phoenix along with two lottery-protected first-round draft picks for Joe Johnson (8/19/05) ... acquired by the Bobcats along with Raja Bell and Sean Singletary from the Phoenix Suns in exchange for Jason Richardson and Jared Dudley (12/10/08) ... signed by San Antonio (3/23/12) ... re-signed with the Spurs (7/12/12).

2011-12: Appeared in 57 games, starting in 35 games, with Charlotte and San Antonio, averaging 6.4 points, 4.9 rebounds and 3.6 assists in 25.0 minutes ... saw action in 20 games with the Silver and Black, averaging 4.7 points, 4.3 rebounds and 2.4 assists in 20.3 minutes while shooting .588 (40-68) from the floor and .615 (8-13) from three point distance ... led the Spurs in rebounds twice, assists once, steals twice and blocks once ... for the season shot .444 (156-351) from the floor, .313 (31-99) from downtown and .629 (22-35) from the foul line ... scored in double figures 11 times, including 20-or-more twice ... posted three double-doubles ... scored a season-high 27 points (12-15 FG, 3-3 3FG) to go along with 6 assists and 3 rebounds at New York on 1/4/12 ... tied a career-high

by grabbing 16 rebounds while scoring 16 points vs. Miami on 12/28/11 ... recorded 21 points (7-11 FG, 102 3FG, 6-10 FT), 10 assists and 3 rebounds vs. Washington on 1/28 ... posted 19 points (8-12 FG, 3-5 3FG), 10 rebounds and 7 assists at New York on 1/9 ... finished with 6 points, 9 assists and 6 rebounds at Cleveland on 4/3 ... registered two DNP – CD's ... started in all 14 playoff games, averaging 6.2 points, 5.2 rebounds and 2.5 assists in 24.7 minutes ... shot .514 (36-70) from the floor, .500 (9-18) from the three-point distance and .750 (6-8) from the charity stripe ... ranked fourth in three-point FG% during the postseason ... posted 16 points, 4 rebounds and 4 assists vs. LAC on 5/17 ... registered 7 points, a playoff career-high 12 rebounds, 5 assists and a playoff career-high 3 steals vs. LAC on 5/15.

2010-11: Started all 82 games for the Bobcats, averaging 11.3 points, 5.0 rebounds and 4.1 assists in 33.9 minutes ... shot .492 from the field (381-774), .345 from beyond the three-point line (78-226) and .683 from the free-throw line (84-123) ... scored in double figures on 51 occasions, including nine games of 20 points or more ... recorded five games with double-figure rebounds, tallying seven double-doubles ... led the team in scoring seven times, rebounding 12 times, assists 20 times, steals 15 times and blocks 12 times ... recorded the sixth triple-double of his career and the second in Bobcats history tallying 25 points, 11 rebounds and 11 assists on 1/17 at Philadelphia ... grabbed a career-high 16 rebounds on 12/3 vs. New Jersey ... tied a career-high with four steals on 2/22 vs. Toronto... became the Bobcats franchise record holder for consecutive games played and consecutive games started (223 each)

2009-10: The only Bobcats player to appear in all 82 games, starting each game ... averaged 11.3 points, 5.2 rebounds and 4.0 assists in 35.4 minutes... shot .483 from the field (373-773), .320 from beyond the three-point line (66-206) and .769 from the free-throw line (113-147) ... scored in double figures on 48 occasions, including eight games of 20 points or more ... recorded seven games with double-figure rebounds, tallying five double-doubles...led the team in scoring eight times, rebounding nine times, assists 25 times, steals 13 times and blocks 18 times ... scored in double figures in 29 of the season's final 34 games, averaging 12.7 points, 5.9 rebounds and 4.4 assists during the stretch ... came within one rebound and one assist of a triple-double with 17 points, 9 rebounds and 9 assists on 4/6 vs. Atlanta ... in four playoff games against Orlando, averaged 7.5 points, 5.0, rebounds and 4.0 assists in 38.0 minutes.

2008-09: Acquired by the Bobcats along with Raja Bell and Sean Singletary from the Phoenix Suns on 12/10, in exchange for Jason Richardson and Jared Dudley ... averaged 13.2 points, 5.3 rebounds, 4.1 assists, 0.8 steals and 0.7 blocks in 34.0 minutes in 81 total games ... in 59 games in Charlotte, averaged 15.1 points, 5.9 rebounds, 4.9 assists, 0.9 steals and 0.8 blocks in 37.6 minutes ... ranked 19th in the NBA in field goal percentage (.507) ... scored in double figures in 21 straight games from 1/23-3/7, the longest streak of his career ... scored in double figures 48 times with Charlotte, including 13 games with 20 points or more ... finished with a season-high 30 points on 3/20 at Toronto ... recorded double-figure rebounds on seven occasions and double-figure assists twice, tallying eight double-doubles ... led or tied for the Bobcats team lead in scoring 10 times, in assists 15 times, in rebounds seven times, in steals 10 times and in blocked shots eight times... made 75 three-point field goals on the season, besting his career total of 51 through his first five NBA seasons ... recorded a career-high 7 blocked shots on 2/11 vs. Washington ... tied a career high with 4 steals on 2/27 at Golden State.

2007-08: Appeared in all 82 games, averaged 8.8 points, 4.6 rebounds and 3.9 assists in 28.1 minutes for Phoenix ... scored in double figures 31 times, including two 20-point efforts... posted four double-doubles (three pts/rebs, one pts/asts) and had seven double-digit rebounding efforts ... as a reserve averaged 7.9 points, 4.3 rebounds and 3.5 assists in 62 appearances compared to 11.9 points, 5.7 rebounds and 5.0 assists as a starter ... averaged 14.6 points, 5.6 rebounds and 4.6 assists in 35.6 minutes in five playoff games.

2006-07: Played in 73 games for the Suns, averaging 9.7 points, 4.8 assists and 4.3 rebounds in 31.1 minutes ... shot a career-high .538 from the field (305-569) ... recorded a triple-double with 21 points, 14 rebounds and 10 assists on 12/15 vs. Golden State ... scored in double figures 36 times, including two 20-point efforts ... had five double-figure assists games and three double-figure rebound games ... averaged 6.6 points, 3.2 rebounds and 3.0 assists in 23.5 minutes in 10 playoff games.

2005-06: Named NBA Most Improved Player in his first season with Phoenix ... averaged 13.3 points, 6.9 rebounds and 6.2 assists in 35.5 minutes in 81 games ... ranked 17th in the NBA in assists ... was one of only three NBA players (LeBron James, Jason Kidd) to average at least 6-plus rebounds and 6-plus assists ... tallied four triple-doubles – 1/31 at Philadelphia (14 points, 11 rebounds and 13 assists), 3/5 at New Orleans (24 points, 10 rebounds and 10 assists), 4/14 at Golden State (11 points, 11 rebounds and 16 assists) and 4/16 vs. L.A. Lakers (11 points, 10 rebounds, and 10 assists) ... his 16 assists at Golden State marked a career-high... scored in double figures 61 times and reached 20-plus

points 11 times, including a career-high 31 points on 12/26 at Minnesota ... recorded 18 double-figure rebound games and nine double-figure assist games ... averaged 18.7 points, 6.7 rebounds and 5.2 assists in 39.8 minutes in 20 playoff games.

2004-05: Played in 66 games for Atlanta, averaging 4.8 points, 2.6 rebounds and 2.3 assists in 18.2 minutes ... scored in double figures nine times, including a season-high 20-point outing on 4/17 at New York.

2003-04: Appeared in 76 games for the Hawks as a rookie, averaging 4.5 points, 4.5 rebounds and 2.4 assists in 25.3 minutes... scored in double figures six times and recorded double-figure rebounds on four occasions, posting one double-double – a 13-point, 12-rebound effort on 4/14 at Boston.

PERSONAL: Full name is Boris Babacar Diaw-Riffiod ... the son of Issa Diaw, a lawyer in Dakar, Senegal, and Elisabeth Riffiod, who played 13 years and 247 international matches for the French National Team ... according to the Suproleague Yearbook, a basketball publication in France, his mother is considered to be the best center in French women's basketball history, while his father is a former Senegalese high jump champion ... he has two brothers, Martin, who played in the French B (second league) at Golbey-Epinal, and younger half-brother Papa "Paco" who previously played guard at Georgia Tech ... created a not-for-profit organization in 2005 (Babac'Ards) to help young Senegalese children become productive citizens with a focus on education and basketball ... Babac'Ards is named after his Senegalese middle name, Babacar, and a few letters standing for: Association to Realize Development based on international Solidarity ... annually holds a basketball camp in Dakar, Senegal ... joined fellow French NBA players, including Mickael Pietrus, Ronny Turiaf and Yakouba Diawara, at Basketball Without Borders Europe in Paris, France ... participated in the 2006 Basketball Without Borders Africa in Johannesburg, South Africa at the America International School of Johannesburg, where he helped teach awareness of AIDS and the importance of education.

NBA Regular Season Statistics

Year	TEAM	G	MINS	FGM-FGA	PCT	FG3-FG3A	FT%	FTM-FTA	PCT	OFF-DEF-TOT	R/G	AST	AG	PF	DQ	STL	BLK	PTS	AVG
03-04	ATL	76	1919	140-313	.447	56-93	.602	6-26	.231	111-231-342	4.5	182	2.4	191	2	59	37	342	4.5
04-05	ATL	66	1201	124-294	.422	57-77	.740	9-50	.180	54-116-170	2.6	149	2.3	123	0	37	18	314	4.8
05-06	PHX	81	2874	449-853	.526	8-30	.267	174-238	.731	159-399-558	6.9	503	6.2	260	5	58	85	1080	13.3
06-07	PHX	73	2268	306-569	.538	15-45	.333	82-120	.683	91-226-317	4.3	352	4.8	177	6	28	38	709	9.7
07-08	PHX	82	2308	308-646	.477	13-41	.317	96-129	.744	97-281-378	4.6	317	3.9	166	3	61	39	725	8.8
08-09	PH/CH	81	2754	448-884	.507	75-181	.414	101-147	.687	118-314-432	5.3	333	4.1	202	1	61	53	1072	13.2
09-10	CHA	82	2906	373-773	.483	66-206	.320	113-147	.769	131-293-424	5.2	325	4.0	219	3	60	57	925	11.3
10-11	CHA	82	2778	381-774	.492	78-226	.345	84-123	.683	105-309-414	5.0	337	4.1	190	1	74	46	924	11.3
11-12	CH/SA	57	1425	156-351	.444	31-99	.313	22-35	.629	70-210-280	4.9	205	3.6	125	2	34	25	365	6.4
12-13	SA	75	1709	179-332	.539	30-78	.385	47-65	.723	66-188-254	3.4	180	2.4	143	0	52	27	435	5.8
TOTALS		755	22146	2864-5789	.495	331-982	.337	832-1174	.709	1002-2567-3569	4.7	2883	3.8	1796	23	524	425	6891	9.1

NBA Playoff Statistics

Year	TEAM	G	MINS	FGM-FGA	PCT	FG3-FG3A	FT%	FTM-FTA	PCT	OFF-DEF-TOT	R/G	AST	AG	PF	DQ	STL	BLK	PTS	AVG
05-06	PHX	20	796	152-289	.526	3-7	.429	67-88	.761	39-94-133	6.7	104	5.2	64	0	18	22	374	18.7
06-07	PHX	10	235	28-59	.475	0-6	.000	10-15	.667	13-19-32	3.2	30	3.0	18	0	7	2	66	6.6
07-08	PHX	5	178	35-64	.547	0-7	.000	3-6	.500	7-21-28	5.6	23	4.6	22	1	3	4	73	14.6
09-10	CHA	4	152	14-28	.500	1-9	.111	1-2	.500	7-13-20	5.0	16	4.0	11	0	1	3	30	7.5
11-12	SA	14	346	36-70	.514	6-8	.750	9-18	.500	28-45-73	5.2	35	2.5	29	0	11	4	87	6.2
12-13	SA	16	273	24-54	.444	5-13	.385	12-14	.857	8-32-40	2.5	28	1.8	28	0	4	3	65	4.1
TOTALS		69	1980	289-564	.512	18-60	.300	99-133	.744	102-224-326	4.7	236	3.4	172	1	44	44	695	10.1

CAREER HIGHS

	REGULAR SEASON HIGHS	PLAYOFF HIGHS
MINUTES:	52, vs. New York, 10/30/09	49, at L.A. Lakers, 5/4/06
POINTS:	31, at Minnesota, 12/26/05	34, at Dallas, 5/24/06
REBOUNDS:	16, twice: latest vs. Miami, 12/28/11	12, vs. L.A. Clippers, 5/15/12
ASSISTS:	16, at Golden State, 4/14/06	9, twice: latest vs. L.A. Lakers, 5/6/06
STEALS:	4, seven times: latest at Minn., 3/12/13	3, vs. L.A. Clippers, 5/15/12
BLOCKS:	7, vs. Washington, 2/11/09	4, at L.A. Clippers, 5/24/06



TIM DUNCAN

HEIGHT 6-11 | **WEIGHT** 255 | **SEASON** Seventeenth
BIRTHDATE 4/25/76 | **BIRTHPLACE** St. Croix, Virgin Islands
HIGH SCHOOL St. Dunstan's Episcopal (St. Croix) | **COLLEGE** Wake Forest

FORWARD
21

**SELECTED BY SAN ANTONIO WITH THE FIRST PICK
 IN THE 1997 NBA DRAFT**

2012-13: Named to the All-NBA First Team and the NBA All-Defensive Second Team, the 14th time he has appeared on both the All-Defensive Team and All-NBA Team in the same season ... started in all 69 games he appeared in, averaging 17.8 points, 9.9 rebounds, 2.7 assists and 2.65 blocks in 30.1 minutes ... shot .502 (490-976) from the floor and a career-best .817 (245-300) from the free throw line ... ranked third in the NBA in blocks ... scored in double figures 63 times ... scored 20-or-more points 23 times and 30-or-more points on five occasions ... grabbed 10-or-more rebounds 38 times ... posted 36 double-doubles, including one 20-20 double-double ... recorded 5-or-more blocks 12 times ... led the team in scoring 23 times, rebounding 41 times, blocks 55 times, steals seven times and assists seven times ... named the NBA's Western Conference Player of the Week for games played Monday, Nov. 19, through Sunday, Nov. 25, the 21st time he's earned Western Conference Player of the Week honors ... selected as a reserve to his 14th NBA All-Star game ... recorded five games with 20-or-more points, 10-or-more rebounds and 5-or-more blocks, best in the NBA ... posted 22 points (8-17 FG, 6-9 FT), 21 rebounds and 6 blocks at Utah on 12/12, the 21st 20-20 game of his career ... hit the game winner with 2.2 seconds left to give the Spurs a 104-102 win over LAC on 3/29 ... finished the game with a season-high 34 points (12-19 FG, 10-10 FT), 11 rebounds, 3 assists and 2 blocks ... recorded 31 points (11-25 FG, 9-10 FT), 18 rebounds, 6 assists and 5 blocks at Denver on 12/28 ... posted 31 points (12-21 FG, 7-8 FT), 14 rebounds, 4 blocks and 3 assists vs. Atlanta on 4/6 ... recorded 30 points (13-19 FG, 4-4 FT), 14 rebounds, 5 blocks and 4 assists vs. Cleveland on 3/16 ... tallied 23 points, 12 rebounds and 5 blocks at Sacramento 11/09 ... recorded three consecutive games with at least 20 points and 14 rebounds from 11/19 - 11/23 ... totaled 27 points (11-17 FG, 5-5 FT), 15 rebounds and 4 assists on 12/1 vs. Memphis ... scored 30 points (13-20 FG, 4-4 FT) while adding 5 rebounds and 2 blocks vs. Houston on 12/28 ... notched 28 points (11-20 FG, 6-7 FT) 13 rebounds, 6 assists and 3 blocks at Milwaukee on 1/2 ... tallied 24 points (10-17 FG, 4-4 FT), 17 rebounds and 5 assists at Philadelphia on 1/21 ... registered 28 points (12-20 FG, 4-5 FT) and 19 rebounds vs. Dallas on 3/14 ... posted 25 points (11-17 FG, 3-3 FT), 13 rebounds, 6 assists and 4 blocks vs. Golden State on 3/20 ... notched 19 points, 16 rebounds, 5 assists and 2 blocks vs. Utah on 3/22 ... registered 23 points (9-18 FG, 5-6 FT), 14 rebounds and 5 blocks vs. Denver on 3/27 ... registered three DNP-CD's ... placed on the inactive list for 10 games with a sore left knee ... started all 21 playoff games, averaging 18.1 points, 10.2 rebounds and 1.62 blocks in 34.6 minutes ... ranked sixth in rebounding, ninth in blocks and 15th in scoring during the postseason ... posted a NBA-best 11 double-doubles ... scored in doubles figures in 19 games, including seven games with 20-or-more points and one game with 30-plus ... recorded 26 points (12-16 FG, 2-3 Ft) and 9 rebounds in 31:18 minutes at L.A. Lakers on 4/26 in Game 3 of the first round ... tallied 19 points and 15 rebounds and 2 blocks in 42:41 minutes at Golden State on 5/6 in Game 4 of the WC Semifinals ... recorded his 500th postseason block with 4 blocks, to go along with 17 points and 9 rebounds in 31:08 minutes vs. Memphis on 5/21 in Game 2 of the WC Finals ... finished with 24 points, 10 rebounds, 5 assists and 2 blocks in 44:07 minutes at Memphis in Game 3 of the WC Finals ... recorded 30 points (13-21 FG, 4-5 FT), including 25 in the first half, to go along with 17 rebounds in 44:26 minutes at Miami on 6/18 in Game 6 of the Finals.

CAREER NOTES: The NBA's MVP in 2002 and 2003 (one of 10 players in NBA history to win multiple MVP Awards) ... named the NBA Finals MVP in 1999, 2003 and 2005 ... just the second player in history to earn Finals MVP honors in each of their first three trips to the Finals (joining Michael Jordan who was six-for-six in capturing the Finals MVP award) ... one of just four players to be named Finals

MVP three-or-more times: Jordan (six times), Magic Johnson (three) and Shaquille O'Neal (three) ... the first player in NBA history to be named to both an All-NBA Team and an All-Defensive Team in each of his first 13 seasons (David Robinson held the previous record being named in each of his first seven seasons) ... has been named to the All-NBA First Team 10 times, the All-NBA Second Team three times (2006, 2008 and 2009) and the All-NBA Third Team once (2010) ... the fifth player in league history to earn All-NBA First Team honors in each of his first eight seasons joining Elgin Baylor (first 10 seasons), Bob Pettit (10), Larry Bird (9) and Oscar Robertson (9) ... is one of only five players with 14-or-more All-NBA selections (Kareem Abdul-Jabbar (15), Kobe Bryant (15), Karl Malone (14) and Shaquille O'Neal (14)) ... has earned All-Defensive First Team honors eight times and Second Team honors six times (1998, 2004, 2006, 2009, 2010 and 2013) ... is the only player in NBA history with 14 All-Defensive Team selections ... has appeared on the NBA's All-NBA Team and All-Defensive Team in the same season an NBA-record 14 times ... the 1998 Rookie of the Year ... named the NBA Player of the Week 21 times and the Player of the Month four times ... among active players in regular season games ranks first in blocked shots (2,652), second in rebounds (13,219), fifth in minutes played (41,446), sixth in points (23,785) and eighth in games played (1,180) ... one of just four players in NBA history to amass over 22,000 points, 12,000 rebounds and 2,000 blocks (Kareem Abdul-Jabbar, Hakeem Olajuwon and Shaquille O'Neal are the others) ... in 1,180 career games has scored in double-figures 1,108 times and has posted 767 double-doubles ... has 21 regular season 20-20 games and three triple-doubles ... among Spurs all-time regular season leaders ranks first in games played (1,180), points (23,785), field goal made (9,207) and attempted (18,168) and rebounds (13,219) ... ranks second in blocks (2,651), fourth in assists (3,612) and sixth in steals (872) ... has scored in double figures in 203 of 211 playoff games ... ranks second all-time with 149 postseason double-doubles ... in the postseason has 10 20-20 games and four triple-doubles ... among all-time leaders in career playoff action ranks first in blocks (516), third in rebounds (2,522), third in minutes played (8,149), sixth in points (4,614) and sixth in games played (211) ... is the only player in NBA playoff history to have over 4,500 points, 2,500 rebounds and 500 blocks ... holds the record for the most blocks in an NBA Finals series (with 32 in 2003) and tied the record for most blocks in a single Finals non-overtime game (with 8 vs. New Jersey on 6/15/03) ... has re-signed with the Spurs four times (8/2/00, 7/16/03, 11/2/07 and 7/11/12) ... in his NBA career has appeared in 1,180 regular season games, averaging 20.2 points, 11.2 rebounds, 3.1 assists and 2.25 blocks in 35.1 minutes ... has appeared in 211 playoff games, averaging 21.9 points, 12.0 rebounds, 3.2 assists and 2.45 blocks in 38.6 minutes ... played for Team USA in the 1999 Americas Qualifying Tournament ... was selected to play in the 2000 Olympics but had to withdraw due to a knee injury ... named to the All Tournament Team for the 2003 FIBA Americas Men's Qualifying Tournament after leading the U.S. Team to the gold medal ... appeared in nine games and averaged 15.6 points, 8.0 rebounds and 1.56 blocks (leading Team USA in all three categories) ... named the 2003 USA Basketball Male Athlete of the Year ... the starting center for the U.S. team in the 2004 Olympics ... averaged 12.9 points, 9.1 rebounds and 1.25 blocks in 26.0 minutes in eight games as the United States won the bronze ... ranked 18th in scoring, third in rebounds and third in blocks.

2011-12: Started in all 58 games he appeared in, averaging 15.4 points, 9.0 rebounds, 2.3 assists and 1.52 blocks in 28.2 minutes ... shot .490 (353-720) from the floor and .698 (171-245) from the free throw line ... scored in double figures 51 times, including 20-or-more 11 times, and grabbed 10-or-more rebounds 24 times ... posted 22 double-doubles ... led the team in points 15 times, rebounds 36 times, blocks 32 times, steals seven times and assists once ... shot .592 (77-130) from the field during the month of April ... tied a season-high tallying 28 points (10-15 FG, 8-11 FT) and 12 rebounds vs. Memphis on 4/12 ... recorded a season-high 28 points (11-19 FG, 6-8 FT) and hit the game-winner with 1.4 seconds to give the Spurs a 104-102 win at New Orleans on 1/23 ... finished with 25 points (9-12 FG, 7-10 FT), and 7 rebounds vs. Houston on 2/1 ... registered 16 points, a season-high 19 rebounds and a season-high 5 blocks at OKC on 3/16 ... tallied 19 points (9-14 FG, 1-1 FT), 17 rebounds and 5 blocks at Memphis on 2/6 ... had 21 points, 13 rebounds vs. Orlando on 3/14/12 ... registered 15 points, 11 rebounds, 3 steals and 3 blocks vs. Golden State on 1/4 ... had 20 points (9-12 FG, 2-3 FT), 8 rebounds, 7 assists and 3 blocks at Milwaukee on 1/10/12 ... registered 17 points, 11 rebounds, 5 assists, 3 steals and 2 blocks vs. Houston in OT on 1/11/12 ... posted 24 points (10-14 FG, 4-6 FT), 11 rebounds and 4 assists vs. phoenix on 1/15 ... registered six DNP-CDs and was inactive for the last two games ... started in all 14 playoff games, averaging 17.4 points, 9.4 rebounds, 2.8 assists, and 2.07 blocks in 33.1 minutes ... shot .495 (101-204) from the floor and .707 (41-58) from the charity stripe ... ranked 11th in FG%, 14th in rebounds and seventh in blocks during the postseason ... scored in double figures in all 14 games, including four games with 20-or-more ... posted eight double-doubles ... finished with a postseason-high 26 points, 10 rebounds, 2 steals and 2 blocks in Game 1 vs. L.A. Clippers on 5/15 ... posted 25 points, 14 rebounds, 2 assists and 2 blocks in Game 6 at Oklahoma City on 6/6 ... registered

11 points, 12 rebounds, 6 assists and 4 blocks in Game 2 vs. Oklahoma City on 5/29 ... posted 17 points, 11 rebounds, 5 assists, and 2 steals in Game 1 vs. Utah on 4/29.

2010-11: Started all 76 games he appeared in, averaging 13.4 points, 8.9 rebounds, 2.7 assists, and 1.92 blocks in 28.4 minutes ... shot .500 (419-838) from the field and .716 (184-257) from the free throw line ... ranked eighth in the NBA in blocks per game and 12th in rebounds per game ... scored in double figures 54 times, including 11 20-plus performances ... posted 25 double-doubles and one triple-double ... led the team in scoring six times, rebounds 41 times, assists six times, steals 11 times, and blocks 54 times ... played in his 1,000th career game vs. Portland on 12/10, becoming the first player in franchise history to appear in the Silver and Black in 1,000 games ... became the Spurs all-time leading NBA scorer when he knocked down a free-throw at the 5:28 mark in the third quarter for his 13th point at Utah on 11/19 ... made his 12th consecutive start and 13th appearance in the All-Star game in Los Angeles joining Bob Cousy (13) as the only two players in NBA history to start in 12 consecutive All-Star games ... posted his third career triple-double with 15 points, 18 rebounds, and 11 assists in 33 minutes at Golden State on 11/30, his first triple-double since 3/14/03 vs. L.A. Clippers ... scored a season-high 28 points (12-18 FG, 4-6 FT) and brought down 16 rebounds in 33 minutes at Denver on 12/16 ... registered 23 points (9-16 FG, 5-8 FT) and 13 rebounds 36 minutes at Houston on 4/1 ... posted 20 points (8-12 FG, 4-5 FT) and 13 rebounds in 33 minutes vs. Boston on 3/31 ... registered 16 points (7-11 FG, 2-2 FT), 7 rebounds, 6 assists, and 5 blocks in 26 minutes at Toronto on 2/9 ... recorded 21 points (8-15 FG, 5-6 FT) and 16 rebounds in 35 minutes vs. New York on 1/21 ... grabbed 16 rebounds in 34 minutes vs. Denver on 1/16 ... tallied 15 points (7-14 FG), 15 rebounds, and 5 blocks at in 33 minutes Indiana on 1/7 ... posted 20 points (10-17 FG), 15 rebounds, and 6 assists in 31 minutes vs. Phoenix on 12/20 ... finished with 13 points, 11 rebounds, and a season-high 7 blocks in 31 minutes vs. Milwaukee on 12/15 ... put up 16 points and a season-high 18 rebounds in 34 minutes vs. Chicago on 11/17 ... passed George Gervin on the all-time NBA scoring list after posting 25 points (11-13 FG, 3-3 FT) and 17 rebounds in 33 minutes at Phoenix on 11/3 ... notched 23 points (10-12 FG, 3-5 FT), 12 rebounds, and 4 blocks in 33 minutes vs. Indiana on 10/27 ... diagnosed with sprained left ankle on 3/21 and was inactive for four games (3/23-3/27) ... was inactive vs. Charlotte on 3/19 and at L.A. Lakers on 4/12 ... started all six playoff games vs. Memphis, averaging 12.7 points, 10.5 rebounds, 2.7 assists and 2.50 blocks in 35.3 minutes ... posted five double-doubles ... recorded 13 points, 11 rebounds, 6 assists and 5 blocks in 36 minutes at Memphis on 4/23.

2009-10: Named to the All-NBA Third Team and the All-Defensive Second Team ... the only player in NBA history to earn both All-NBA and All-Defensive honors in each of his first 13 seasons ... appeared in 78 games, including 77 starts, averaging a team-leading 17.9 points, 10.1 rebounds, 3.2 assists and 1.50 blocks in 31.3 minutes... shot .518 (561-1,082) from the floor, .182 (2-11) from the three-point line and .725 (271-374) from the free throw line... ranked eighth in the NBA in rebounding, 16th in blocks per game and 17th in field goal percentage ... logged 38 double-doubles, 12th in the NBA, including 22 20-point, 10-rebound games ... scored in double figures in 72 games, including 29 20-plus games and two 30-plus contests ... led the team in scoring 24 times, rebounding 48 times, assists eight times, blocks 48 times and steals 11 times ... made his 11th start and 12th appearance in the All-Star Game in Dallas ... earned Western Conference Player of the Week honors for the week of 11/23-29, averaging 21.8 points, 10.0 rebounds, 4.0 assists and 2.5 blocks leading the Spurs to a 4-0 week ... scored his 20,000th career point vs. Houston on 1/22 at 10:17 in the first quarter becoming the 35th player in NBA history to reach the 20,000-point mark ... finished with 21 points to move past George Gervin and into the #2 on the Spurs all-time scoring list at Utah on 11/19 ... grabbed a career-high 27 rebounds to go along with 21 points (20th career 20-20 game) and 6 assists in 35 minutes vs. Atlanta on 1/27 ... posted a season-high 34 points (14-22 FG, 6-7 FT), 14 rebounds and 3 blocks in 35 minutes at Phoenix on 12/15 ... finished with 31 points (12-19 FG, 7-9 FT), 12 rebounds and 5 assists in 39 minutes vs. Dallas on 1/8 ... recorded 23 points (11-17 FG, 1-2 FT), 8 rebounds and a season-high 5 blocks in 33 minutes at Memphis on 1/16 ... finished with 28 points (13-19 FG, 2-4 FT), 16 rebounds and 3 blocks in 34 minutes at Chicago on 10/29 ... grabbed 26 rebounds (11 Off., 15 Def.) in 34 minutes at Indiana on 2/17 ... had the game-winning lay-up with 4.8 seconds left to lead the Spurs to 100-99 victory vs. Indiana on 12/19 ... posted 22 points, 14 rebounds, 6 assists and 4 blocks in 41 minutes at Dallas on 11/18 ... missed two games from 11/9 - 11/11 due to swollen left ankle ... did not dress (rest) at Oklahoma City on 1/13 ... started all 10 playoff games, averaging 19.0 points, 9.9 rebounds, 2.6 assists and 1.70 blocks in 37.3 minutes ... shot .520 (78-150) from the floor ... scored in double figures in eight playoff games and recorded 20-plus points five times ... posted six double-doubles... finished with a playoff-high 29 points (12-20 FG, 1-1 3FG), 10 rebounds, 3 assists and 2 blocks in 39 minutes in Game 2 at Phoenix on 5/5... recorded a team-high 27 points (12-20 FG, 3-5 FT), 8 rebounds and 2 assists in 40 minutes in Game 1 at Dallas on 4/18 ... tallied 25 points (11-19 FG, 3-7 FT) and 17 rebounds in 43 minutes in Game 2 at

Dallas on 4/21 ... added 20 points (8-15 FG, 4-9 FT), 11 rebounds, 4 assists and 3 blocks in 37 minutes in Game 1 at Phoenix on 5/3.

2008-09: Named to the All-NBA Second Team and the All-Defensive Second Team ... started 75 games, averaging 19.3 points, a team-high 10.7 rebounds, 3.5 assists and 1.68 blocks in 33.6 minutes ... shot .504 (558-1,107) from the floor and .692 (334-483) from the free throw line ... ranked 24th in the league in scoring, fourth in rebounding, 11th in blocks and 22nd in FG% ... had 49 double-doubles, fourth in the NBA, including 28 20-point, 10-rebound games ... scored in double figures in 71 games, including 32 20-plus games and five 30-plus contests ... led the team in scoring 30 times, rebounding 58 times, assists 14 times, blocks 54 times and steals 10 times ... made his 10th start and 11th appearance at All-Star Game in Phoenix ... posted a season-high 32 points on three occasions: 32 points (13-21 FG, 6-10 FT) vs. Phoenix on 10/29 ... had 32 points (12-20 FG, 8-9 FT), 14 rebounds, 4 assists and 2 steals in 50:21 minutes at Dallas on 12/9 ... 32 points (13-20 FG, 6-8 FT) to go along with 15 rebounds and 5 assists in 41:41 minutes at Golden State on 2/2 ... had 25 points (11-20 FG, 3-6 FT) and 15 boards on 4/7 at Oklahoma City ... posted 27 points (11-17 FG, 5-6 FT), 9 rebounds, 8 assists and 4 blocks in 33:49 minutes at New Jersey on 2/10 ... netted 24 points (10-16 FG, 4-10 FT), 9 rebounds, 8 assists, 3 blocks and 2 steals in 36:38 minutes at Utah on 1/27 ... tallied 30 points (13-21 FG, 4-4 FT), 15 rebounds, 5 assists and 4 blocks in 34:29 minutes vs. New Jersey on 1/23 ... finished with 27 points (10-15 FG, 7-8 FT) and 10 rebounds in just 26:32 minutes vs. Indiana on 1/20 ... nearly tallied a triple-double with 20 points, 10 rebounds and 8 assists in 38:11 minutes vs. L.A. Lakers on 1/14 ... recorded 29 points (11-19 FG, 7-9 FT) and 5 assists vs. Memphis on 12/27 ... tallied 25 points, a season-high 17 rebounds, 3 assists and 2 steals in 40:46 at Phoenix on 12/25 ... recorded 21 points (7-12 FG, 7-8 FT), 12 rebounds, 7 assists and 5 blocks at Denver on 12/4 ... posted 20 points, 15 rebounds, 6 blocks and 4 assists at the L.A. Clippers on 11/17 ... knocked down the game-winning jumper with 15.5 seconds remaining to lead the Spurs to a 90-88 victory at Sacramento on 11/16 ... had a key block with 1.8 seconds left in the game vs. Houston on 11/14 to help preserve a 77-75 victory ... registered 30 points and 16 rebounds at Minnesota on 11/5 ... recorded a DNP-CD at Denver on 2/3 ... missed three games due to right quad tendonosis (2/24-2/27) ... inactive (rest) for three games (3/17, 3/25, 4/12) ... started all five playoff games, averaging 19.8 points, 8.0 rebounds and 3.2 assists in 32.8 minutes ... shot .532 (41-77) from the field and .607 (17-28) from the foul line ... recorded a game-high 27 points, 9 rebounds and 2 assists in 37 minutes in Game 1 vs. Dallas on 4/18 ... tallied 25 points, 10 rebounds and 7 assists in Game 4 on 4/25 ... posted a game-high 30 points (14-21 FG), 8 rebounds and 2 blocks in Game 5 on 4/28.

2007-08: Named to the All-NBA Second Team and the All-Defensive First Team ... averaged 19.3 points, 11.3 rebounds, 2.8 assists and 1.95 blocks in 34.0 minutes in 78 games ... shot .497 (585-1,178) from the field and .730 (338-463) from the line ... ranked fourth in rebounds and eighth in blocks ... led the team in scoring 30 times, rebounds 59 times, assists 10 times, steals 18 times and blocks 63 times ... posted 53 double-doubles (fourth in the NBA) ... scored in double figures 71 times with 20-or-more 39 times and 30-plus five times ... had a season-high 36 points (15-25 FG, 6-8 FT) - along with 17 rebounds - vs. Phoenix on 12/17 ... finished with 34 points and a season-best 18 rebounds vs. the Clippers on 12/22 ... had 32 points and 13 rebounds at Golden State on 1/7 ... tallied 31 points and 15 boards vs. Dallas on 2/28 ... scored 30 points (14-19 FG, 2-2 FT) at Miami on 1/24 ... voted a starter in the 2008 All-Star Game ... his ninth start and 10th All-Star appearance ... teamed with David Robinson and Becky Hammon to win the 2008 Shooting Stars challenge ... missed four games (12/5-12/13) due to a sprained right ankle ... in the 2008 Playoffs averaged 20.2 points, 14.5 rebounds, 3.3 assists and 2.06 blocks in 39.2 minutes ... in the postseason ranked 15th in scoring, second in rebounds and sixth in blocks ... scored in double figures in 16 of 17 games ... had 20-or-more eight times and 30-plus two times ... posted 15 double-doubles ... had 40 points, 15 rebounds, 5 assists and 3 blocks in a playoff-career-high 50:41 minutes in Game 1 vs. Phoenix on 4/19 (in the game hit a three-pointer at the buzzer to force a second OT as the Spurs posted a 117-115 win) ... finished with 30 points, 18 rebounds and 4 blocks in Game 1 at Los Angeles on 5/21 ... recorded his 10th 20-20 playoff game finishing with 22 points and 21 rebounds in Game 3 vs. Los Angeles on 5/25 ... posted his fourth postseason triple-double with 19 points, 15 rebounds and 10 assists in 44:45 minutes in Game 5 at Los Angeles on 5/29 ... grabbed 23 rebounds in Game 7 at New Orleans on 5/13 (the fourth time he has had 23-or-more rebounds in a playoff game).

2006-07: Named to both the All-NBA First Team and the All-Defensive First Team (the seventh time in his 10 NBA seasons that he has earned first team honors on both teams) ... appeared in 80 games ... averaged 20.0 points, 10.6 rebounds, 3.4 assists and 2.38 blocks in 34.1 minutes ... shot .546 (618-1,131) from the field, .111 (1-9) from three-point land and .637 (362-568) from the line ... ranked 20th in scoring, seventh in rebounds, fifth in blocks and ninth in FG percentage ... led the team in scoring

30 times, in rebounds 62 times, in assists 16 times and in blocks 63 times ... scored in double figures 78 times with 20-or-more 38 times and 30-or-more four times ... posted 45 double-doubles ... scored his 15,000th career point at Seattle on 11/26 (had 18 points and 16 rebounds in the game) ... scored a season-high 37 points in 39:31 minutes vs. Houston on 1/24 ... had 35 points (13-17 FG, 9-11 FT) and 14 rebounds in 30:47 minutes at Sacramento on 11/19 ... recorded a career-high 9 blocks – to go along with 26 points and 13 rebounds – in 35:07 minutes vs. Memphis on 1/26 ... named the Western Conference Player of the Week on 4/9 (for the 18th time in his career) ... elected a starter in the 2007 NBA All-Star Game (for the eighth consecutive season) ... in the game had 4 points, 5 rebounds and 4 assists in 14:38 minutes ... on the inactive list for the final two games of the regular season ... in the 2007 postseason averaged 22.2 points, 11.5 rebounds, 3.3 assists and 3.10 blocks in 36.8 minutes ... shot .521 (174-334) from the field and .644 (96-149) from the line ... scored in double-figures in all 20 playoff games ... posted 14 double-doubles ... in the 2007 playoffs ranked 13th in scoring, sixth in rebounds, second in blocks and 11th in FG percentage ... in the Conference Semifinals vs. Phoenix averaged 26.8 points, 13.7 rebounds and 4.17 blocks ... had 33 points and 16 rebounds in Game 1 at Phoenix on 5/6 ... finished with 33 points and 19 rebounds in Game 3 vs. Phoenix on 5/12 ... had 24 points, 13 rebounds and a playoff-career-high 9 blocks in Game 6 vs. Phoenix on 5/18.

2005–06: Named to the All-NBA Second Team and the All-Defensive Second Team ... averaged 18.6 points, 11.0 rebounds, 3.2 assists and 2.03 blocks in 34.8 minutes in 80 games ... shot .484 (574-1,185) from the field and .629 (335-533) from the line ... hit 2-of-5 (.400) from three-point land ... led the team in scoring 30 times, in rebounds 62 times, in assists 11 times and in blocks 44 times ... scored in double figures 78 times ... finished with 20-or-more 30 times and 30-or-more twice ... posted 52 double-doubles ... among NBA leaders ranked 31st in scoring, fifth in rebounds, 12th in blocks and fourth in double-doubles ... scored a season-high 34 points – to go along with 13 rebounds – at Milwaukee on 12/20 ... had 31 points (12-19 FG, 7-10 FT), 13 rebounds and 6 assists in 37:35 minutes vs. Orlando on 4/13 ... recorded the 19th 20-20 game of his career finishing with 27 points and a season-best 22 rebounds vs. the Clippers on 12/13 (in the game hit a pair of free throws with 12 seconds left that tied the score at 84-84 and sent the game into OT as the Spurs ended up posting a 95-87 win) ... scored the game-winning basket with 7.2 seconds left (on an inbound alley-oop from Manu Ginobili) to give the Spurs an 80-79 win vs. Memphis on 1/14 ... recorded his 1,500th block at Chicago on 11/7 ... voted a starter for the 2006 All-Star Game (his seventh straight All-Star start) ... finished with 15 points and a game-high 10 rebounds ... did not play in Toronto on 2/8 due to the flu ... registered a DNP-CD in the season finale at Houston on 4/19 ... in the 2006 playoffs averaged 25.8 points, 10.5 rebounds, 3.3 assists and 1.92 blocks in 37.9 minutes in 13 games ... shot .573 (121-211) from the field ... in the 2006 postseason ranked eighth in scoring, sixth in rebounds and fifth in blocks ... in the Spurs-Mavericks Conference Semifinals series averaged 32.3 points, 11.7 rebounds, 3.7 assists and 2.57 blocks in 41.6 minutes ... scored 30-or-more five times in the series ... had 35 points and 12 rebounds in 41:12 minutes in Game 3 ... finished with 36 points, 12 rebounds, 4 assists and 3 blocks in 44:28 minutes in Game 5 (in the game set a Spurs playoff record for the most points scored in a quarter finishing with 21 in the second period) ... in Game 7 had a playoff-career-high 41 points (12-24 FG, 17-23 FT), 15 rebounds, 6 assists and 3 blocks in 49:33 minutes.

2004–05: The only player to be named to both the All-NBA First Team and the All-Defensive First Team ... appeared in 66 games, averaging 20.3 points, 11.1 rebounds, 2.7 assists and 2.64 blocks in 33.4 minutes ... shot .496 (517-1,042) from the field, .333 (3-9) from three-point land and .670 (305-455) from the line ... led the team in scoring 31 times, in rebounds 46 times and in minutes 27 times ... posted 44 double-doubles ... scored in double figures 64 times with 20-or-more 34 times and 30-or-more seven times ... scored a season-high 39 points vs. Seattle on 12/8 ... twice grabbed a season-high 19 rebounds: had 30 points and 19 boards at Phoenix on 1/21 and finished with 27 points and 19 rebounds vs. Memphis on 2/26 ... hit a game-winning 19-foot jumper at the buzzer to give the Spurs a 94-92 victory at Cleveland on 2/28 ... that night scored his 13,000th career point (the third fastest among active players to reach the milestone behind only Shaquille O'Neal and Allen Iverson) ... had 15 points and 9 rebounds in 16 minutes in the 2005 All-Star Game ... missed a total of 16 games due to a sprained right ankle ... missed two games (2/8 and 2/9) after spraining the ankle in practice on 2/7 ... did not dress on 3/9 and 3/12 after spraining the ankle in Utah on 3/6 ... sprained his ankle for the third time at Detroit on 3/20 and missed 12 straight games (returned on 4/13 at Utah and averaged 12.0 points in 23.5 minutes in the final four games of the regular season) ... in the 2005 postseason averaged 23.6 points, 12.4 rebounds, 2.7 assists and 2.26 blocks in 37.8 minutes ... scored in double figures in all 23 playoff games ... in the playoffs ranked 10th in points, second in rebounds and fifth in blocks ... his 542 points and 286 rebounds were both tops in the 2005 postseason ... led all players with 18 double-doubles... his 33-point, 15-rebound effort in Game 3 vs. Phoenix on 5/28 started a string of 10 straight double-doubles

... scored 20-or-more 16 times with 30-or-more five times ... had 39 points in the Spurs 126-115 Game 4 win at Denver on 5/2 ... named Finals MVP for the third time in his career ... in the Finals averaged 20.6 points, 14.1 rebounds and 2.14 blocks in 40.7 minutes ... played big in the last three games of the Finals: in Game 5 had 26 points and 19 rebounds, in Game 6 finished with 21 points and 15 boards and in Game 7 had 25 points and 11 rebounds.

2003–04: Earned All-NBA First Team honors for the seventh straight season ... appeared in 69 games, averaging 22.3 points, 12.4 rebounds, 3.1 assists and 2.68 blocks in 36.6 minutes ... shot .501 (592-1,181) from the field, .167 (2-12) from three-point land and .599 (352-588) from the line ... finished second in MVP voting (behind Kevin Garnett) ... named to the All-Defensive Second Team ... the only player in the NBA ranked in the top 10 in scoring (eighth), rebounds (second), blocks (fourth) and FG percentage (10th) ... named to his sixth straight All-Star Game (had 14 points, 13 rebounds and 5 assists in 26 minutes) ... named the Western Conference Player of the Week on 2/8 ... had 56 double-doubles (second in the NBA behind Garnett) ... scored in double figures 67 times with 20-or-more 43 times and 30-plus 13 times ... posted three 20-20 games (27 points and 20 rebounds at Seattle on 12/19, 36 points, 20 boards and 7 assists vs. Minnesota on 1/14 and 26 points and 21 rebounds at Toronto on 2/18) ... scored a season-high 47 points – along with 12 rebounds – in 40 minutes at Orlando on 12/5 ... missed three games after suffering a sprained left ankle vs. Memphis on 11/3 ... served a one-game NBA-issued suspension on 12/1 at the Clippers ... missed six games after being placed on the injured list on 2/28 with irritation of the left patella femoral joint ... activated on 3/10 ... had 9 points and 2 rebounds in 15 minutes vs. the Clippers that night ... then missed the next three games before returning to the lineup on 3/18 (posted 22 points and 10 rebounds in 27 minutes off the bench vs. Minnesota on 3/18) ... averaged 22.1 points, 11.3 rebounds, 3.2 assists and 2.00 blocks in 40.5 minutes in the Spurs 10 playoff games ... in the postseason ranked fourth in scoring, seventh in rebounds, tied for sixth in blocks and fifth in FG percentage (with a .522 mark) ... posted 30 points and 11 rebounds in Game 1 vs. the Lakers on 5/2 ... had 21 points, 21 rebounds and 4 blocks in Game 5 vs. the Lakers on 5/13.

2002–03: Named both the 2003 regular season MVP and the 2003 Finals MVP (the ninth player to win both MVP awards in the same season) ... the first back-to-back regular season MVP since Michael Jordan in 1991 and 1992 (the eighth player to win back-to-back NBA MVP honors) ... appeared in 81 games, averaging 23.3 points, 12.9 rebounds, 3.9 assists and 2.93 blocks in 39.3 minutes ... shot .513 (714-1,392) from the field, .273 (6-22) from three-point land and .710 (450-634) from the line ... named to the All-NBA First Team and the All-Defensive First Team ... earned Western Conference Player of the Week honors five times (12/22, 12/29, 1/26, 2/16, 3/30) ... ranked seventh in scoring, third in rebounds, third in blocks and seventh in FG percentage (the only player to rank in the top 10 in all four categories) ... scored in double figures 80 times ... scored 20-or-more 56 times and had 30-plus 16 times ... grabbed 20-or-more rebounds seven times with an NBA-high six 20-20 games (29 points and 23 rebounds vs. New Orleans on 12/23, 30 points and 21 rebounds vs. Memphis on 1/22, 28 points and 20 rebounds at L.A. Lakers on 2/14, 35 points and 21 rebounds vs. Phoenix on 3/4, 21 points and 21 rebounds vs. New Jersey on 3/6 and 25 points and 21 rebounds at Detroit on 4/6) ... posted the Spurs lone triple-double of the season finishing with 24 points, 15 rebounds and 10 assists vs. the Clippers on 3/14 ... scored a season-high 38 points vs. Phoenix on 1/14 ... grabbed a season-best 25 rebounds at Miami on 2/1 (in the game tied a Spurs franchise record for most defensive rebounds in a game with 23) ... won three games with buzzer-beaters: hit a fall-away jumper for a 103-101 win at Memphis on 11/4, connected on a base-line jumper over Karl Malone for a 91-90 victory at Utah on 1/24 and followed his own miss to steal a 108-107 win in Orlando on 1/31 ... had 19 points and a game-high 15 rebounds as a starter in the 2003 All-Star Game ... missed the final game of the season (vs. Dallas on 4/16) due to left knee effusion, snapping a streak of 245 consecutive games played ... had an amazing run in the 2003 playoffs ... scored in double figures in all 24 games, averaging 24.7 points, 15.4 rebounds, 5.3 assists and 3.29 blocks in 42.5 minutes ... among NBA playoff leaders ranked eighth in scoring, fourth in rebounds, first in blocks, fourth in FG percentage and 12th in assists ... had two triple-doubles: 15 points, 20 rebounds, 10 assists and 4 blocks in the Spurs Game 6 series-clinching win at Phoenix on 5/1 and 21 points, 20 rebounds, 10 assists and 8 blocks in the Spurs Game 6 championship-clinching win vs. New Jersey on 6/15 (his 8 blocks tied an NBA Finals record) ... had three 20-20 games: 34 points, 24 rebounds, 6 assists and 6 blocks at Dallas on 5/23, 21 points, 20 rebounds, 7 assists and 4 blocks at Dallas on 5/25 and 32 points, 20 rebounds, 6 assists and 7 blocks vs. New Jersey on 6/4 (all three produced Spurs victories) ... finished with 40 points, 15 boards and 7 assists vs. Dallas on 5/19.

2001–02: Named the NBA's MVP ... averaged 25.5 points, 12.7 rebounds, 3.7 assists and 2.48 blocks in 40.6 minutes while starting all 82 games ... shot .508 (764-1,504) from the field and a career-best .799 (560-701) from the line ... hit 1-of-10 (.100) from three-point land ... won the 2002 IBM Award ... named

to the All-NBA First Team and the All-Defensive First Team ... named the Western Conference Player of the month three times (December, March and April) and earned Player of the Week honors a league-high six times (11/11, 11/25, 12/30, 3/17, 3/24, 4/7) ... had 14 points and 14 rebounds in 29 minutes as a starter in the 2002 All-Star Game ... ranked fifth in scoring, second in rebounds, fourth in blocks, ninth in field goal percentage and sixth in minutes ... just the fifth player in NBA history to rank among the top five in scoring, rebounding and blocks (joining Abdul-Jabbar, Ewing, Olajuwon and O'Neal) and is the first forward to accomplish the feat ... became the 14th player in league history to finish with 2,000 points and 1,000 rebounds in a season (2,089 and 1,042) ... the first forward to do so since Bob McAdoo in 1977-78 ... led the NBA in double-doubles – with 67 – for the fourth time in his five NBA seasons ... scored in double figures 81 times ... finished with 20 or more 71 times and had 30-plus 20 times ... scored a career-best 53 points (19-28 FG, 15-15 FT) vs. Dallas on 12/26 ... had two 20-20 games: finished with 29 points and 21 boards vs. Charlotte on 1/29 and had 24 points and 21 rebounds at Sacramento on 2/12 ... played big in the postseason ... averaged 27.6 points, 14.4 rebounds, 5.0 assists and 4.33 blocks in 42.2 minutes ... posted double-doubles in eight of his nine playoff appearances (missed Game 4 at Seattle on 5/1 for personal reasons) ... had a triple-double – with 21 points, 10 rebounds, 11 assists and 5 blocks – in Game 1 vs. Seattle on 4/20 ... posted two 20-20 games in the playoffs: had 26 points, 21 rebounds, 5 assists and 4 blocks in Game 1 at Los Angeles on 5/5 and finished with 34 points and a Spurs playoff-record 25 boards in Game 5 at Los Angeles on 5/14.

2000-01: Named to both the All-NBA First Team and the NBA All-Defensive First Team for the third straight season ... finished second in MVP voting behind Allen Iverson ... started all 82 games, averaging 22.2 points, 12.2 rebounds, 3.0 assists and 2.34 blocks ... shot .499 (702-1,406) from the field, .259 (7-27) from three-point land and .618 (409-662) from the line ... ranked 14th in the NBA in scoring, fourth in rebounds, seventh in blocks and 12th in FG percentage ... led the league in double-doubles (with 66) ... registered five 20-20 games: 23 points and 23 boards on 12/5 at Sacramento, 36 points and 21 rebounds on 1/25 at Sacramento, 35 points and 21 rebounds on 2/8 at New Jersey, 23 points and 20 rebounds on 3/14 vs. Minnesota and 20 points and 23 rebounds on 3/19 vs. Portland ... scored in double figures 80 times, with 20 or more 52 times and 30-plus 10 times ... finished with a season-best 42 points vs. Sacramento on 4/12 ... twice finished with 36 points: at Sacramento on 1/25 and at Denver on 4/5 ... made his third straight All-Star appearance, finishing with 14 points and 14 boards in 28 minutes ... named the NBA Player of the Week on 1/28 ... averaged 24.4 points, 14.5 rebounds, 3.8 assists and 2.69 blocks in 40.5 minutes in the playoffs to lead the Spurs in all five categories in the postseason ... recorded two 20-20 games in the playoffs: had 25 points and 22 rebounds vs. Dallas on 5/7 and finished with 32 points and 20 boards vs. Dallas on 5/14 ... scored 40 points vs. the Lakers on 5/21 to become just the third Spur – along with Robinson and Gervin – to score 40-or-more in the postseason.

1999-00: For the second straight season was named to both the All-NBA First Team and the All-Defensive First Team ... appeared in 74 games, averaging 23.2 points, 12.4 rebounds, 3.2 assists and 2.23 blocks in 38.9 minutes ... shot .490 (628-1,281) from the field and .761 (459-603) from the line ... hit 1-of-11 (.091) from three-point land ... ranked ninth in the NBA in scoring, third in rebounds, 19th in FG percentage, seventh in blocks and 10th in minutes ... one of two players (along with Shaquille O'Neal) to rank among the top 10 in scoring, rebounds and blocks ... named the co-MVP of the 2000 NBA All-Star Game, along with O'Neal, finishing with 24 points and 14 rebounds ... twice named the Player of the Week (11/28 and 4/2) ... finished fifth in MVP voting ... recorded 60 double-doubles (second in the NBA behind O'Neal) ... posted his first career triple-double – with 17 points, 17 rebounds and 11 assists – vs. Cleveland on 3/25 (first triple-double by a Spur since Robinson on 2/17/94) ... scored in double figures 72 times ... had 20-or-more 49 times, scored 30-plus 17 times and scored over 40 twice (his first two games of 40-plus) ... scored a season-high 46 points (16-28 FG, 14-16 FT) and had 14 rebounds in 46 minutes at Utah on 1/10 ... finished with 42 points and 14 boards in 47 minutes at Vancouver on 12/9 ... missed a total of eight games due to injury ... missed four games (2/25 – 3/2) due to a lower abdominal strain ... scored a career-low 4 points in 13 minutes on 2/21 vs. Phoenix when the injury first bothered him ... had appeared in 186 consecutive games to start his career before being forced to sit out on 2/25 at Chicago ... then missed the final four games of the season and all of the playoffs after suffering a torn left lateral meniscus on 4/11 at Sacramento ... underwent surgery on his left knee on 5/24 ... re-signed with the Spurs on 8/2.

1998-99: Named to both the All-NBA First Team and the All-Defensive First Team ... appeared in all 50 games, averaging 21.7 points, 11.4 rebounds, 2.4 assists and 2.52 blocks in 39.3 minutes per contest ... shot .495 (418-845) from the field and .690 (247-358) from the line ... was 1-for-7 (.143) from three-point land ... the only player in the NBA to rank among the top 10 in scoring (sixth), rebounding (fifth), blocks (seventh) and FG percentage (10th) ... finished third in MVP voting ... led the NBA in double-doubles

for the second straight season with 37 ... scored in double figures 48 times, with 20 or more 31 times ... scored over 30 five times, with a season-high 39 points – along with 13 boards and 6 blocks – vs. Vancouver on 4/1 ... during the Spurs 31-5 run, averaged 22.8 points, 11.0 rebounds and 2.72 blocks while shooting .512 from the field ... named the NBA Player of the Month in March ... named the Player of the Week for the period ending 3/8 ... led the Spurs in scoring 35 times, in rebounds 31 times and in blocks 30 times ... hit a pair of free throws with 3.7 seconds left to give the Spurs an 81-80 win over Portland on 4/16 ... in the playoffs averaged 23.2 points, 11.5 rebounds, 2.8 assists and 2.65 blocks in 43.1 minutes ... named the 1999 Finals MVP after averaging 27.4 points, 14.0 rebounds and 2.20 blocks in 45.8 minutes in five games vs. the Knicks ... logged at least 44 minutes and had at least 20 points in all five games ... had 33 points and 16 rebounds in Game 1 vs. the Knicks on 6/16 ... in Game 4, in New York on 6/23, had 28 points and 18 rebounds in 47 minutes ... in 17 postseason games, had 10 double-doubles, including four in the Finals ... scored 20-plus 12 times and had 30-or-more four times, including 37 points in Game 3 at Los Angeles on 5/22.

1997–98: Named the NBA Rookie of the Year ... averaged 21.1 points, 11.9 rebounds, 2.7 assists and 2.51 blocks in 39.1 minutes while shooting .549 (706-1,287) from the field and .662 (319-482) from the line ... was 0-for-10 from three-point land ... only Spur to start all 82 games ... the 19th rookie in NBA history to average 20-plus points and 10-plus rebounds ... among league leaders in four categories: 13th in scoring, third in rebounds, fourth in FG percentage and sixth in blocked shots ... named to the All-NBA First Team, the first rookie to earn the honor since Larry Bird in 1980 ... just the ninth rookie ever named to the All-NBA First Team and the second youngest player ever to receive the honor (behind Max Zaslofsky in 1946–47) ... named to the All-Defensive Second Team, just the fifth rookie ever named to an All-Defensive Team ... earned NBA Rookie of the Month honors all six months ... finished fifth in voting for the MVP Award ... the only rookie in the 1998 All-Star Game (had 2 points and 11 boards in his All-Star debut) ... led the NBA in double-doubles with 57 ... scored in double figures 77 times, including each of the final 52 games of the season ... scored a season-high 35 points – along with 17 rebounds – at Golden State on 3/4 ... set a Spurs rookie record with 22 rebounds at Chicago on 11/3 ... had 15 or more boards 21 times ... twice recorded 8 blocks: vs. Boston on 12/26 and vs. Philadelphia on 2/28 ... led the team in blocks 43 times and had 5 or more 14 times ... had 15 points and 10 rebounds at Denver on 10/31 in his NBA debut ... in 34 games after the All-Star break averaged 25.1 points, 12.4 rebounds, 3.0 assists and 2.68 blocks while shooting .540 from the field and .738 from the line.

COLLEGE NOTES: The consensus NCAA Player of the Year in 1996–97 ... won the Wooden Award and the Naismith Award and was named the NCAA Player of the Year by virtually everyone ... appeared in 31 games, averaging 20.8 points, 14.7 rebounds and 3.29 blocks in 36.6 minutes ... led the nation in rebounding ... led the ACC in scoring, rebounding, field goal percentage and blocks – the first player to lead in all four of these categories in conference history ... recorded two 20-20 games: had 21 points and a career-high-tying 23 boards at Virginia on 2/22 and finished with 22 points and 22 rebounds vs. St. Mary's on 3/13 ... had his number 21 retired on 2/25/97 vs. Georgia Tech following his final game at Joel Coliseum ... named a First Team All-American two years in a row (1996 & 1997) ... was named the Defensive Player of the Year by the National Association of Basketball Coaches three times (1995, 1996 & 1997) ... twice named the ACC Player of the Year (1996 & 1997) ... named to the All-ACC First Team three times (1995, 1996 & 1997) ... led the ACC in blocked shots all four years and led the conference in rebounding three straight seasons ... ranks first on the NCAA's "modern" rebounding list (with 1,570) and ranks third in NCAA history in career blocks (with 481) ... in his collegiate career appeared in 128 games, averaging 16.5 points, 12.3 rebounds and 3.76 blocks while shooting .577 from the field ... in his first collegiate game had 0 points, 7 rebounds and 1 block in 10 minutes at Alaska.

PERSONAL: The winner of the 2001 Home Team Community Service Award given by the Fannie Mae Foundation and the NBA ... named one of the "Good Guys" in sports by The Sporting News in both 2001 and 2002 ... received his degree in psychology from Wake Forest ... didn't play organized basketball until ninth grade ... concentrated on swimming as a youngster – at one point was a top U.S. competitor in his age group in the 400 freestyle – before his local pool was destroyed by Hurricane Hugo in 1989 ... known for wearing his practice shorts backwards, a trend he started while in college ... has two sisters, Cheryl and Tricia ... admits to being afraid of heights and sharks ... favorite movie is *The Crow* ... a video game junkie ... has two children, a daughter, Sydney, and a son, Draven.

NBA Regular Season Statistics

Year	TEAM	G	MINS	FGM-FGA	PCT	FTM-FTA	FT%	FG3-FG3APCT	OFF-DEF-TOT	R/G	AST	A/G	PF	DQ	STL	BLK	PTS	AVG	
97-98	SA	82	3204	706-1287	.549	319-482	.662	0-10	.000	274-703-977	11.9	224	2.7	254	1	55	206	1731	21.1
98-99	SA	50	1963	418-845	.495	247-358	.690	1-7	.143	159-412-571	11.4	121	2.4	147	2	45	126	1084	21.7
99-00	SA	74	2875	628-1281	.490	459-603	.761	1-11	.091	262-656-918	12.4	234	3.2	210	1	66	165	1716	23.2
00-01	SA	82	3174	702-1406	.499	409-662	.618	7-27	.259	259-738-997	12.2	245	3.0	247	0	70	192	1820	22.2
01-02	SA	82	3329	764-1504	.508	560-701	.799	1-10	.100	268-774-1042	12.7	307	3.7	217	2	61	203	2089	25.5
02-03	SA	81	3181	714-1392	.513	450-634	.710	6-22	.273	259-784-1043	12.9	316	3.9	231	2	55	237	1884	23.3
03-04	SA	69	2527	592-1181	.501	352-588	.599	2-12	.167	227-632-859	12.4	213	3.1	164	1	62	185	1538	22.3
04-05	SA	66	2203	517-1042	.496	305-455	.670	3-9	.333	202-530-732	11.1	179	2.7	144	0	45	174	1342	20.3
05-06	SA	80	2784	574-1185	.484	335-533	.629	2-5	.400	231-650-881	11.0	253	3.2	219	2	70	162	1485	18.6
06-07	SA	80	2726	618-1311	.466	362-568	.637	1-9	.111	213-633-846	10.6	273	3.4	203	0	66	190	1599	20.0
07-08	SA	78	2651	585-1178	.497	338-463	.730	0-4	.000	237-644-881	11.3	218	2.8	185	1	56	152	1508	19.3
08-09	SA	75	2523	558-1107	.504	334-483	.692	0-2	.000	201-599-800	10.7	264	3.5	173	2	38	126	1450	19.3
09-10	SA	78	2438	561-1082	.518	271-374	.725	2-11	.182	221-567-788	10.1	246	3.2	152	1	45	117	1395	17.9
10-11	SA	76	2156	419-838	.500	184-257	.716	0-4	.000	169-509-678	8.9	203	2.7	119	0	50	146	1022	13.4
11-12	SA	58	1634	361-733	.492	173-249	.695	0-4	.000	110-410-520	9.0	132	2.3	98	0	38	88	895	15.4
12-13	SA	69	2078	490-976	.502	245-300	.817	2-7	.286	124-562-686	9.9	184	2.7	117	0	50	183	1227	17.8
TOTALS		1180	41447	9207-18168	.507	5343-7710	.693	28-154	.182	3416-9803-13219	11.2	3612	3.1	2880	15	872	872	23785	20.2

NBA Playoff Statistics

Year	TEAM	G	MINS	FGM-FGA	PCT	FTM-FTA	FT%	FG3-FG3APCT	OFF-DEF-TOT	R/G	AST	A/G	PF	DQ	STL	BLK	PTS	AVG		
97-98	SA	9	374	73-140	.521	40-60	.667	0-1	.000	20-61	81	9.0	17	1.9	24	1	5	23	186	20.7
98-99	SA	17	733	144-282	.511	107-143	.748	0-3	.000	55-140-195	11.5	48	2.8	50	1	13	45	395	23.2	
00-01	SA	13	526	120-246	.488	76-119	.639	1-1	1.000	54-134-188	14.5	49	3.8	43	0	14	35	317	24.4	
01-02	SA	9	380	82-181	.453	83-101	.822	1-3	.333	28-102-130	14.4	45	5.0	22	0	6	39	248	27.6	
02-03	SA	24	1021	218-412	.529	157-232	.677	0-7	.000	96-273-369	15.4	127	5.3	78	0	15	79	593	24.7	
03-04	SA	10	405	83-159	.522	55-87	.632	0-1	.000	33-80-113	11.3	32	3.2	34	0	8	20	221	22.1	
04-05	SA	23	869	197-425	.464	147-205	.717	1-5	.200	87-199-286	12.4	63	2.7	66	1	8	52	542	23.6	
05-06	SA	13	493	121-211	.573	94-131	.718	0-2	.000	33-104-137	10.5	43	3.3	50	1	11	25	336	25.8	
06-07	SA	20	736	174-334	.521	96-149	.644	0-0	---	73-156-229	11.5	65	3.3	59	0	13	62	444	22.2	
07-08	SA	17	666	135-301	.449	72-115	.626	1-5	.200	61-186-247	14.5	56	3.3	41	0	15	35	343	20.2	
08-09	SA	5	164	41-77	.532	17-28	.607	0-0	---	12-28-40	8.0	16	3.2	11	0	3	6	99	19.8	
09-10	SA	10	373	78-150	.520	33-69	.478	1-2	.500	30-69-99	9.9	26	2.6	27	0	8	17	190	19.0	
10-11	SA	6	212	33-69	.478	10-16	.625	0-0	---	16-47-63	10.5	16	2.7	17	1	3	15	76	12.7	
11-12	SA	14	463	101-204	.495	41-58	.707	0-1	.000	32-99-131	9.4	39	2.8	30	0	10	29	243	17.4	
12-13	SA	21	735	151-321	.470	79-98	.806	0-1	.000	54-160-214	10.2	40	1.9	53	0	18	34	381	18.1	
TOTALS		211	8147	1751-3512	.499	1107-1611	.687	5-32	.156	684-1838-2522	12.0	682	3.2	605	5	150	516	4614	21.9	

NBA All-Star Statistics

Year	TEAM	G	MINS	FGM-FGA	PCT	FTM-FTA	FT%	FG3-FG3APCT	OFF-DEF-TOT	R/G	AST	A/G	PF	DQ	STL	BLK	PTS	AVG		
97-98	SA	1	14	1-4	.250	0-0	---	0-1	.000	1-10	11	1.0	1	1.0	0	0	0	2	2.0	
99-00	SA	1	33	12-14	.857	0-0	---	0-0	---	7-7	14	14.0	4	4.0	3	0	1	24	24.0	
00-01	SA	1	28	5-11	.455	4-4	1.000	0-0	---	4-10	14	1.0	1	1.0	1	0	2	1	14	14.0
01-02	SA	1	29	7-11	.636	0-0	---	0-0	---	3-11	14	2.0	1	0	0	2	14	14.0		
02-03	SA	1	40	8-18	.444	3-3	1.000	0-0	---	5-10	15	4.0	2	0	1	0	19	19.0		
03-04	SA	1	26	6-11	.545	2-4	.500	0-0	---	2-11	13.0	5.0	2	0	1	0	14	14.0		
04-05	SA	1	16	7-10	.700	0-1	.000	1-1	1.000	2-7	9.0	2.0	0	0	0	0	15	15.0		
05-06	SA	1	21	6-7	.857	3-3	1.000	0-0	---	6-4	10.0	1.0	2	0	1	1	15	15.0		
06-07	SA	1	15	2-3	.667	0-0	---	0-0	---	0-5	5.0	4.0	1	0	1	1	4	4.0		
07-08	SA	1	22	2-7	.286	0-0	---	0-1	.000	4-5	9.0	1.0	1	0	1	1	4	4.0		
08-09	SA	1	18	3-5	.600	0-0	---	0-0	---	0-3	3.0	2.0	1	0	1	1	6	6.0		
09-10	SA	1	13	1-4	.250	1-2	.500	0-0	---	1-3	4.0	0.0	1	0	2	0	3	3.0		
10-11	SA	1	12	1-4	.250	0-0	---	0-0	---	1-2	3.0	2.0	0	2	0	0	2	2.0		
12-13	SA	1	8	1-4	.250	0-0	---	0-1	.000	1-2	3.0	0.0	1	0	0	0	2	2.0		
TOTALS		13	295	62-113	.549	13-17	.765	1-4	.250	37-90	127	9.1	29	2.1	16	0	13	8	138	9.9

CAREER HIGHS

	REGULAR SEASON HIGHS	PLAYOFF HIGHS
MINUTES	52, at Sacramento, 4/27/99	51, vs. Phoenix, 4/19/08
POINTS	53, vs. Dallas, 12/26/01	41, vs. Dallas, 5/22/06
REBOUNDS	27, vs. Atlanta, 1/27/10	25, at L.A. Lakers, 5/14/02
ASSISTS	11, twice: latest at Golden State, 11/30/10	11, vs. Seattle, 4/20/02
STEALS	8, at Denver, 2/9/00	4, at L.A. Lakers, 5/25/01
BLOCKS	9, vs. Memphis, 1/26/07	9, vs. Phoenix, 5/18/07

MANU GINOBILI

HEIGHT 6-6 | **WEIGHT** 205 | **SEASON** Twelfth
BIRTHDATE 7/28/77 | **BIRTHPLACE** Bahia Blanca, Argentina



SELECTED BY SAN ANTONIO IN THE SECOND ROUND
OF THE 1999 NBA DRAFT, 57TH OVERALL PICK

GUARD
20

2012-13: Appeared in 60 games, averaging 11.8 points, 4.6 assists, 3.3 rebounds and 1.33 steals in 23.2 minutes ... shot .425 (229-539) from the floor, .353 (83-235) from downtown and .796 (164-206) from the free throw line ... scored in double figures 37 times, including 20-or-more seven times ... led the team in points five times, assists 15 times, steals 17 times and blocks five times ... handed out 5-or-more assists 28 times ... posted one double-double ... dished out a career-high 15 assists to go along with 9 points, 4 rebounds and 2 steals in 22:56 minutes vs. Sacramento on 3/1 ... recorded a season-high 23 points (7-12 FG, 5-9 3FG, 4-4 FT), 3 assists and 3 steals in 23:37 minutes vs. Houston on 12/28 ... tallied 14 points and 10 assists in 26 minutes vs. Cleveland on 3/16 ... finished with 10 points, 6 assists, a season-high 6 steals and 5 rebounds in 35:01 minutes vs. Memphis on 12/1 ... registered 19 points, a season-high 8 rebounds and 4 assists in 28:27 minutes vs. LAL in 1/9 ... finished with 20 points (7-10 FG, 5-7 3FG, 1-2 FT) and 4 assists in 23:14 minutes vs. Denver on 11/17 ... tallied 20 points, including 6 three's, 5 assists and 4 rebounds in 23:32 minutes at Orlando on 11/28 ... finished with 22 points (7-12 FG, 3-7 3FG, 5-6 FT), 6 assists and 5 rebounds in 36:29 minutes at Houston on 12/10 ... posted 16 points, 6 assists and 6 rebounds in 29:36 minutes at Denver on 12/18 ... registered 20 points (6-12 FG, 2-5 3FG, 6-6 FT), 5 assists and 5 rebounds in 25:17 minutes at Dallas on 12/30 ... recorded 19 points (6-10 FG, 2-5 3FG, 5-5 FT), 7 rebounds and 4 assists in 26:11 minutes vs. Philadelphia on 1/5 ... registered 21 points (7-13 FG, 2-5 FT, 5-5 FT), 5 rebounds and 4 assists in 24:44 minutes at New Orleans ... finished with 18 points (7-14 FG, 3-5 3FG, 1-1 FT), 9 assists and 3 rebounds in 26:15 minutes vs. Chicago on 3/6 ... tallied 16 points and 7 assists in 28:01 minutes vs. Golden State on 3/20 ... missed the first two games of the season with back spasms ... missed four games (1/16-1/21) with a left hamstring strain ... missed five games (2/2-2/11) with tightness, left hamstring ... missed nine games (3/31-4/15) with a strained right hamstring ... appeared in all 21 playoff games, starting three, averaging 11.5 points, 5.0 assists, 3.7 rebounds and 1.14 steals in 26.7 minutes ... scored in double figures 11 times, including 20-or-more twice ... recorded two double-doubles ... hit the game-winning three-pointer with 1.2 seconds remaining in double-overtime vs. Golden State on 5/6 in Game 1 of the WC Semifinals ... finished the game with 16 points, 11 assists and 7 rebounds in 36:00 minutes... notched 13 points, 7 assists and 5 rebounds in 19:00 minutes vs. L.A. Lakers on 4/24 in Game 2 of the first round ... tallied 21 points, 4 rebounds, 3 assists and 3 steals in 36:47 minutes at Golden State on 5/12 in Game 4 of the WC Semifinals ... tied a playoff career-high with 11 assists at Golden State on 5/16 in Game 6 of the WC Semifinals ... posted 19 points, 7 rebounds and 5 assists in 29:42 minutes at Memphis on 5/25 in Game 3 of the WC Finals ... in his first postseason start, recorded a double-double with a playoff-high 24 points (8-14 FG, 1-4 FG, 7-8 FT) and 10 assists vs. Miami on 6/16 in Game 5 of the Finals.

CAREER NOTES: He and Bill Bradley are the only two players to win an Olympic gold medal, an NBA Championship and a Euroleague Championship ... the NBA's Sixth Man of the Year in 2008 ... named to the All-NBA Third Team in 2008 and 2011 (first South American – and first sixth man – to earn All-NBA honors) ... a two-time NBA All-Star (2005 and 2011) ... named to the NBA All-Rookie Second Team in 2003 ... the Spurs all-time leader in 3PT-FG made (1,093) and attempted (2,941) ... among Spurs all-time leaders ranks third in steals (1,064), fourth in games played (727), fourth in FT made (2,786) and fourth in FT percentage (.832), fifth in points (10,819), fifth in assists (2,892), and sixth in rebounds (2,839)... in Spurs playoff history ranks first in steals (221), first in 3PT-FG made (251) and attempted (699), third in games played (157), third in rebounds (694), third in FT made (675), third in points (2,450), third in assists (620), seventh in FT% (.816) and seventh in blocks (47) ... among active NBA players in playoff action ranks fifth in steals (221), fifth in 3PT-FG made (251), seventh in games played (157), eighth in

FT made (675), ninth in FT attempted (827) and 10th in assists (620) ... in his NBA career has appeared in 727 regular season games, averaging 14.9 points, 4.0 assists, 3.9 rebounds and 1.46 steals in 27.5 minutes per contest ... has appeared in 157 playoff games, averaging 15.6 points, 4.4 rebounds, 3.9 assists and 1.41 steals in 30.4 minutes. ... received the 2010 Konex Award of Light, which is the highest honor given by the Konex Foundation, based on his professional basketball accomplishments over the past decade ... in 2004 was named Argentina's Athlete of the Decade by TyC Sports (Argentina's version of ESPN) ... a three-time winner of Clarin's Premio Consagracion de Oro award (2002, 2004 and 2005) ... the annual award recognizes Argentina's athlete of the year ... named Fox Sports Espanol's Latin American Basketball Player of the Year three times (2003, 2004 and 2005) ... made his pro debut in Argentina with Andino in 1995-96 ... played for Argentina's Estudiantes Bahia Blanca in 1996-97 and 1997-98 ... then moved to Italy ... spent two seasons - 1998-99 and 1999-2000 - with Basket Viola Reggio Calabria before joining Virtus Bologna for the 2000-01 season ... the 2001 Euroleague Finals MVP ... named the Italian League MVP in both 2000-01 and 2001-02 ... named to the Italian All-Star Game for three straight seasons (the league did not hold an All-Star Game in '01-02) ... has been a member of the Argentinean National Team since 1998 ... named to the All-Tournament Team at the 2002 World Championship leading Argentina to a silver medal ... led Argentina to a second place finish in the 2003 FIBA Americas Men's Olympic Qualifying Tournament ... earned All-Tournament honors after averaging 14.1 points and 4.4 assists in the team's 10 games ... named the MVP of the 2004 Olympics ... led Argentina to the gold medal in the 2004 Olympics averaging 19.3 points, 4.0 rebounds, 3.3 assists and 1.38 steals in 29.9 minutes in eight games ... led the team in minutes, points, assists, steals, FT percentage and 3PT-FG made as Argentina claimed its first-ever Olympic medal in basketball ... for the 2004 Olympics ranked fourth in scoring, seventh in assists, seventh in steals, 10th in FG percentage and 12th in FT percentage ... had a game-high 29 points (9-13 FG, 4-6 3PT-FG, 7-8 FT) in Argentina's 89-81 semifinal win over the United States on 8/27 ... named to the All-Tournament Team for the 2006 World Championship ... averaged 15.1 points, 2.6 rebounds, 2.3 assists and 1.67 steals in nine games as Argentina finished in fourth place ... scored 20-or-more three times in the tournament including a 28 point effort vs. New Zealand on 8/26 ... one of eight members of the 2006 National Team who were either current or former NBA players (along with Carlos Delfino, Fabricio Oberto, Walter Herrmann, Andres Nocioni, Luis Scola, Pepe Sanchez and Ruben Wolkowisky) ... in the 2008 Olympics averaged 17.7 points and 3.9 assists in seven games as Argentina captured the bronze medal ... had 32 points (10-14 FG, 4-6 3PT-FG, 8-9 FT) in 27 minutes versus Iran on 8/16 ... six minutes into the semifinal game vs. the USA on 8/22 re-injured his ankle ... missed the remainder of the game and was in street clothes for the bronze medal game vs. Lithuania on 8/24 ... guided Argentina to the 2011 FIBA Americas Championship and a spot in the 2012 Olympics ... averaged 15.8 points, 4.0 assists, 3.0 rebounds and 1.50 steals in 28.2 minutes ... recorded 26 points (10-14 FG, 6-8 3FG) in 26 minutes vs. Venezuela on 9/6 ... was named to the All-Tournament Team ... led Argentina to a fourth place finish at the 2012 Olympics in London, averaging 19.4 points, 5.4 rebounds, 4.1 assists and 1.6 steals in eight games ... ranked third in the tournament in scoring and eighth in steals.

2011-12: Appeared in 34 games, starting in seven games, averaging 12.9 points, 4.4 assists and 3.4 rebounds in 23.5 minutes ... shot .526 (150-285) from the floor, .413 (52-126) from the three point line and .871 (88-101) from the free throw line ... scored in double figures 20 times, including 20-or-more nine times ... led the team in points six times, assists seven times, steals six times and blocks twice ... scored his 10,000th career-point vs. L.A. Lakers on 4/11 to become just the fifth Spurs in franchise history to surpass the 10,000-point plateau ... scored a season-high 24 points in the season opener vs. Memphis on 12/26 ... tied a season-high with 24 points (6-10 FG, 5-8 3FG, 7-7 FT) and dished out 6 assists vs. Los Angeles Clippers on 12/28 ... finished with 23 points (9-10 FG, 5-6 3FG) vs. Utah on 13/31 ... handed out a season-high 8 assists vs. Minnesota on 3/21 ... tallied 22 points (6-10 FG, 4-6 3FG, 6-6 FT) 6 assists and 3 rebounds vs. L.A. Clippers on 3/9/12 ... tallied 23 points while knocking down 14-of-15 free throws vs. Utah on 4/8 ... finished with 20 points (6-9 FG, 3-4 3FG, 5-5 FT), 7 assists and 6 rebounds vs. L.A. Lakers on 4/20 ... missed 22 games with a fractured fifth metacarpal suffered at Minnesota on 1/2/12 ... returned to action on 2/11 at New Jersey ... suffered a left internal oblique strain at L.A.C. on 2/18 and missed the next five games ... was inactive for four games ... registered one DNP-CD ... appeared in all 14 playoff games, starting in two, averaging 14.4 points, 4.0 assists and 3.5 rebounds in 27.9 minutes... shot .448 (65-145) from the field, .338 (23-68) from beyond the arc and .857 (48-56) from the free-throw line ... scored in double figures in 10 games, including three games with 20-or-more and one game with 30-or-more ... led the team in scoring on three occasions ... recorded a postseason-high 34 points (11-21 FG, 5-10 3FG, 7-8 FT), 7 assists and 6 rebounds in Game 5 vs. OKC on 6/4 ... tallied 26 points, 5 rebounds and 4 assists in Game 1 vs. Oklahoma City on 5/27 ... recorded 22 points, 3 rebounds and 3 assists in Game 1 vs. L.A. Clippers on 5/15 ... finished with 6 points, a postseason-high 10 assists and 5 rebounds in Game 3 at Utah on 5/5.

2010-11: Named to the All-NBA Third Team ... appeared in 80 games, including 79 starts, averaging 17.4 points, 4.9 assists, 3.7 rebounds and 1.54 steals in 30.3 minutes ... shot .433 (441-1,018) from the field, .349 (154-441) from the three-point line and .871 (357-410) from the free throw line ... ranked 11th in the NBA in steals per game and 12th in free throw percentage ... scored in double figures 67 times, including 34 20-plus performances, and two 30-plus contests ... led the team in scoring 30 times, rebounds four times, assists 24 times, steals 34 times, and blocks eight times ... selected to play in the 2011 All-Star game in Los Angeles, his second All-Star selection ... in mid-November, Ginobili received the 2010 Konex Award of Light, which is the highest honor given by the Konex Foundation, based on his professional basketball accomplishments over the past decade ... made 44 consecutive free-throws from 1/9 vs. Minnesota to 1/24 at Golden State, which is the longest streak of his career ... finished with a season-high 35 points (10-22 FG, 13-16 3FG, 8 assists, 6 rebounds and 2 steals in 36 vs. Memphis on 2/27 ... knocked down the game-winner as time expired for a 92-90 Spurs win vs. Milwaukee on 12/15 ... finished the night with 26 points (9-13 FG, 2-3 3FG, 6-9 FT), 6 rebounds and 4 assists in 30 minutes ... closed out the month on November posting five straight 20-plus games: registered 25 points (8-17 FG, 3-7 3FG, 6-6 FT), a season-high 9 assists and 6 rebounds in 35 minutes vs. Orlando on 11/22 ... finished with 26 points (8-17 FG, 4-10 3FG, 6-7 FT), 6 rebounds and 6 assists in 38 minutes at Minnesota on 11/24 ... tallied 31 points (9-16 FG, 4-8 3FG, 9-9 FT), 4 assists and 3 rebounds in 34 minutes vs. Dallas on 11/26 ... recorded 23 points (8-17 FG, 3-8 3FG, 4-4 FT), 8 assists and 7 rebounds in 34 minutes at New Orleans on 11/28 ... finished out the month with 27 points (8-13 FG, 3-7 3FG, 8-9 FT), 6 rebounds, a season-high 5 steals and 3 assists at Golden State on 11/30 ... tied a season-high with 9 assists to go along with 15 points in 38 minutes vs. Memphis on 12/18 ... recorded 24 points (7-12 FG, 3-6 3FG, 7-8 FT), 8 rebounds, 6 assists and a season-high tying 5 steals at Boston on 1/5 ... finished with 19 points, a season-high 9 rebounds and 6 assists in 29 minutes at Minnesota on 1/11 ... put up 26 points (8-15 FG, 8-9 FG), 6 rebounds, and 7 assists in 35 minutes at Utah on 1/26 ... registered 26 points (8-16 FG, 9-10 FT), 6 rebounds, 5 assists, and 3 steals in 33 minutes vs. New Jersey on 2/25 ... scored 28 points (9-18 FG, 4-9 3FG, 6-6 FT) in 31 minutes vs. Golden State on 3/21 ... posted 23 points, 7 rebounds, and 6 assists in 39 minutes at Houston on 4/1 ... diagnosed with a left quad contusion and was inactive vs. Portland on 3/28 ... was inactive at L.A. Lakers on 4/12 ... missed the Game 1 of the Spurs first round series vs. Memphis with a sprained right elbow ... started in all five games he appeared in, averaging a team-best 20.6 points, 4.2 assists, 4.0 rebounds and 2.60 steals in 34.8 minutes ... led the NBA in steals during the playoffs ... scored in double figures in five games ... posted 33 points (10-18 FG, 4-6 3FG, 9-10 FT), 6 rebounds, 4 assists and 4 steals in 42 minutes in Game 5 vs. Memphis on 4/27.

2009-10: Saw action in 75 games, including 21 starts, averaging 16.5 points, 3.8 rebounds, a career-high 4.9 assists and 1.37 steals in 28.7 minutes... shot .441 (398-903) from the floor, .377 (132-350) from three-point range and .870 (309-355) from the free throw line... ranked 11th in the NBA in FT% ... scored in double figures 59 times, including 18 20-plus games, five 30-plus games and one 40-plus game ... led the team in scoring 20 times, assists 37 times, steals 30 times and blocks 11 times ... earned Western Conference Player of the Week honors for the week of 3/22-28, averaging 25.8 points, 5.0 assists and 4.5 rebounds leading the Spurs to a 3-1 week ... posted three double-doubles ... enjoyed an incredible second half of the season ... averaged 21.4 points, 5.6 assists, 4.2 rebounds and 1.31 steals while shooting .481 (208-432) from the field and .389 (61-157) from three-point land in 30 games after the All-Star Break ... in his first 46 games of the season, averaged 13.4 points, 4.5 assists, 3.5 rebounds and 1.41 steals while shooting .403 (190-471) from the field and .368 (71-193) from three-point range ... posted a season-high 43 points (13-25 FG, 14-17 FT), 6 rebounds and 5 assists in 35 minutes vs. Orlando on 4/2 ... finished with 38 points (12-23 FG, 7-11 3FG, 7-7 FT), 7 rebounds, 5 assists and 2 steals in 37 minutes at Cleveland on 3/8 ... tallied 38 points (12-26 FG, 5-11 3FG, 9-10 FT) and 6 assists in 45 minutes at Atlanta on 3/21 ... recorded 36 points (8-15 FG, 6-8 3FG, 14-16 FT), 8 assists and a career-high 4 blocks in 32 minutes vs. Toronto on 11/9 ... posted 32 points (10-22 FG, 2-5 3FG, 10-11 FT), 17 of those coming in the fourth quarter, 5 rebounds and 5 assists in 37 minutes at L.A. Lakers on 4/4 ... registered a double-double with 23 points (10-15 FG, 2-4 3FG) and season-high 11 assists in 22 minutes vs. Golden State on 3/19 ... had 18 points and 10 assists in 32 minutes vs. Houston on 3/31 ... just missed a triple-double with 14 points, 10 assists and 9 rebounds in 28 minutes vs. Minnesota on 12/29 ... posted 28 points (10-18 FG, 6-8 FT), 6 rebounds, 5 assists in 33 minutes vs. New York on 3/10 ... grabbed a season-high 10 rebounds at Houston on 2/26 ... registered 26 points (9-18 FG, 7-8 FT), 9 rebounds, 4 assists and 2 steals in 34 minutes vs. Oklahoma City on 2/24 ... missed five games from 11/19-27 due to strained left groin ... missed one game (at NJN on 3/29) due to back spasms ... started all 10 playoff games, averaging 19.4 points, 6.0 assists, 3.7 rebounds and 2.60 steals in 35.2 minutes ... led the NBA in steals per game during the playoffs ... scored in double figures in nine playoff games... pitched in playoff season-high 27 points twice: (9-20 FG, 6-7 FT) in Game 1 at Phoenix on 5/3 and (10-17 FG, 4-9 3FG) in Game 3 vs. Phoenix on 5/7 ... scored 26 points (7-19 FG, 10-12 FT) and dished out

5 assists in 38 minutes in series-clinching game vs. Dallas on 4/29 ... dished out a playoff career-high 11 assists to go along with 11 points in 40 minutes in Game 2 at Phoenix on 5/5... tallied 26 points (10-17 FG, 3-7 3FG, 3-3 FT), 4 rebounds, 6 assists, 3 steals in 40 minutes in Game 1 at Dallas on 4/18... tied playoff career-high with 5 steals in Game 4 vs. Phoenix on 5/9.

2008–09: Appeared in 44 games, including seven starts, averaged 15.5 points, 4.5 rebounds, 3.6 assists and 1.45 steals in 26.8 minutes ... shot .454 (223-491) from the floor, .330 (69-209) from three-point range and .884 (168-190) from the line ... ranked 11th in the NBA in FT% ... scored in double figures 36 times, including eight 20-plus games and three 30-plus games ... led the team in scoring six times, assists five times, rebounding twice, steals 20 times and blocks seven times ... missed time due to two injuries ... underwent successful arthroscopic surgery (the surgery was performed in Los Angeles by Dr. Richard Ferkel) on 9/3 to repair the posterior impingement of his left ankle ... the injury was originally suffered during the 2008 Western Conference Finals and re-aggravated during the 2008 Olympics ... missed the first 12 games of the season ... suffered stress reaction of distal right fibula on 2/11 at Toronto and missed the next 19 games ... returned to action on 3/25 vs. Golden State and appeared in six games before suffering a stress fracture of distal right fibula ... the injury caused him to miss the final six games of the regular season and the entire 2009 postseason ... tallied 30 points, including a perfect 18-of-18 from the free throw line, 9 rebounds, 3 assists and 2 steals at Phoenix on 1/29 ... his perfect night from the charity stripe set a new Spurs record for most free throws made in a game surpassing Tim Duncan's record of 17-of-17 from the foul line back on 1/17/02 vs. Utah ... made his season debut at Memphis on 11/24 finishing with 12 points, 4 rebounds and an assist in 11:16 minutes ... twice posted a season-high 32 points: 32 points (12-23 FG, 4-7 3FG, 4-5 FT), 7 rebounds, 4 assists and 3 steals in 33:36 minutes at Toronto on 2/11 ... 32 points (10-23 FG, 1-6 3FG, 11-12 FT), 3 assists, 3 rebounds and 2 steals in 34:39 minutes at Golden State on 2/2 ... posted 27 points (8-12 FG, 5-7 3PT-FG, 6-6 FT), 5 rebounds and 3 assists vs. Atlanta on 12/10 ... netted 27 points (9-15 FG, 4-8 3FG, 5-6 FT) in 30:17 minutes vs. L.A. Lakers on 1/14 ... finished with 26 points (8-10 FG, 4-4 3 FG, 6-7 FT), 8 rebounds, 3 assists and 2 steals in just 20:38 minutes vs. Indiana on 1/20 ... finished with 17 points, a season-high 9 rebounds and 5 assists at New Orleans on 12/17 ... posted 20 points, 4 rebounds and 4 assists vs. Memphis on 12/27 ... tallied 13 points, 6 rebounds, 6 assists and 5 steals in 23:37 at Memphis on 1/2 ... scored 10 of his 13 points in the fourth quarter, including a perfect 8-of-8 on free throws in the final minute, to go along with a season-high tying 9 rebounds, 5 assists and 4 steals in 29:14 minutes at Utah on 1/27 ... was inactive at New York on 2/17 and at Denver on 2/3.

2007–08: Named to the All-NBA Third Team ... first South American – and first sixth man – to earn All-NBA honors ... named the NBA's Sixth Man of the Year ... averaged 19.5 points, 4.8 rebounds, 4.5 assists and 1.47 steals in 31.0 minutes ... shot .460 (453-984) from the field, .401 (156-389) from three-point land and .860 (380-442) from the line ... earned 23 starts in 74 games ... ranked 32nd in scoring, 28th in assists, 17th in steals, 17th in 3PT-FG made, 30th in 3PT-FG percentage, 16th in FT made and 16th in FT percentage ... the only player in the NBA to rank among the top 40 in each of these seven statistical categories (despite ranking 94th in the league in minutes) ... the first reserve to lead his team in scoring since Chris Gatling (Dallas) and Dominique Wilkins (San Antonio) in the 1996–97 season ... in 51 games as a reserve averaged 18.2 points in 29.0 minutes while averaging 22.4 points in 35.4 minutes in 23 games as a starter ... named the Western Conference Player of the Week on 2/25 after averaging 30.7 points, 6.3 assists and 4.7 rebounds in a perfect 3-0 week ... led the team in scoring 28 times and in assists 28 times ... posted five double-doubles ... scored in double figures 65 times with 20-or-more 34 times and 30-or-more 11 times ... scored a season-high 46 points (15-20 FG, 8-11 3PT-FG, 8-9 FT) – to go along with 8 assists, 5 rebounds and 3 steals – at Cleveland on 2/13 (had 18 points, 4 assists and 3 rebounds in the fourth quarter) ... two games later had 44 points (13-18 FG, 7-9 3PT-FG, 11-12 FT) at Minnesota on 2/21 ... scored 16 points in the fourth quarter, including a game-winning 16-foot jumper with 6.2 seconds left, to lead the Spurs to a 100-99 victory ... those two games were part of a five-game stretch (from 2/11 to 2/23) in which he averaged 34.4 ppg and 6.6 apg in 37.4 mpg while shooting .640 (55-86) from the field and .591 (26-44) from three-point land (the highest scoring five-game run by a Spur since David Robinson averaged 35.6 ppg from 3/19-to-3/27/94) ... with Tim Duncan out of the lineup scored 37 in back-to-back games: had 37 points, 6 assists, 4 rebounds and 2 steals in 39:01 minutes as a starter at Dallas on 12/5 ... then posted 37 points, 8 rebounds, 6 assists and 3 steals off the bench vs. Utah on 12/7 ... had 34 points and a career-high 15 rebounds at Toronto on 2/11 ... finished with 13 points and a career-best 14 assists vs. Denver on 3/10 ... missed a total of eight games due to injury: five with a sprained left index finger (12/26-1/4) and three due to a mild strain of his left adductor (4/11-4/14) ... in the 2008 Playoffs averaged 17.8 points, 3.9 assists and 3.8 rebounds in 32.9 minutes ... started 6 of 17 games ... scored in double figures 13 times with 20-or-more eight times ... had 31 points, 6 assists and 4 rebounds in Game 3 vs. New Orleans on 5/8 ... scored 30 points (9-15 FG, 5-7 3PT-FG, 7-7 FT) in Game 3 vs. Los Angeles on 5/25 ... suffered a posterior impingement of his left ankle in the first round versus Phoenix ... the injury hampered him for the remainder

of the playoffs ... following a rest and rehabilitation process he was cleared to play in the 2008 Olympics ... in the semifinals of the tournament, vs. the United States on 8/22, he re-aggravated the injury.

2006–07: Appeared in 75 games ... averaged 16.5 points, 4.4 rebounds, 3.5 assists and 1.45 steals in 27.5 minutes ... shot .464 (396-854) from the field, .396 (128-323) from three-point land and .860 (320-372) from the line ... only player in the NBA in the 2006–07 season to average over 15 points per game while playing under 30 minutes per contest ... led the team in scoring

21 times, in assists 14 times and in steals 35 times ... scored in double figures 64 times with 20-or-more 15 times and 30-or-more five times ... set a franchise record by scoring 24 consecutive points at Atlanta on 2/21 (during the run – which lasted from 2:27 in the first to 9:40 in the second – he hit 8-9 FG and 7-7 FT and the Spurs went from leading 15-14 to up 39-23) ... finished the game with a season-high 40 points in 32:17 minutes ... had 34 points (10-15 FG, 6-8 3PT-FG, 8-9 FT) and a season-high 5 steals in 27:23 minutes at Memphis on 1/7 ... scored 32 points at Phoenix on 2/1 ... twice finished with 31 points: in 26:57 minutes vs. Orlando on 3/2 and in 29:03 minutes at Sacramento on 3/8 ... named the Western Conference Player of the Week on 3/12 ... for the week averaged 19.3 points, 5.0 rebounds and 3.5 assists as the Spurs posted a 4-0 record ... started 36 games ... averaged 16.4 points in 28.9 minutes as a starter vs. 16.7 points in 26.2 minutes off the bench ... after moving to the bench on 1/28 at Los Angeles the Spurs went on a 27-7 run (including a 13-game winning streak from 2/13-3/13) ... missed five games (11/26-12/2) with a lower back contusion ... was on the inactive list for the final two games of the regular season ... averaged 16.7 points, 5.5 rebounds, 3.7 assists and 1.65 steals in 30.1 minutes in the 2007 Playoffs ... shot .401 (99-247) from the field, .384 (38-99) from three-point land and

.836 (97-116) from the line ... scored in double-figures 15 times in the postseason ... averaged 17.8 points and 5.8 rebounds in the Finals ... scored a game-high 27 points in 33:26 minutes in Game 4 at Cleveland on 6/14 ... had 25 points and 6 rebounds in 28:07 minutes in Game 2 vs. Cleveland on 6/10 ... posted three double-doubles in the postseason: finished with 26 points and 10 rebounds in Game 5 at Phoenix on 5/16, finished with 33 points, 11 rebounds and 6 assists and 4 steals in Game 6 vs. Phoenix on 5/18 and had 23 points, 10 assists and 4 rebounds in Game 1 vs. Utah on 5/20 ... Spurs were 7-0 in playoff games in which he scored 20-or-more.

2005–06: Averaged 15.1 points, 3.6 assists, 3.5 rebounds and 1.55 steals in 27.9 minutes in 65 games ... shot .462 (309-669) from the field, .382 (83-217) from three-point land and .778 (280-360) from the line ... led the team in scoring 12 times, in assists 15 times and in steals 31 times ... scored in double figures 53 times with 20-or-more 15 times ... scored a season-high 29 points (7-12 FG, 4-6 3PT-FG, 11-12 FT) at Indiana on 2/12 (scored 10 points in the final 88 seconds of the game to lead the Spurs to a 92-88 win) ... had 28 points (8-12 FG, 4-7 3PT-FG, 8-8 FT) in 34:41 minutes at Washington on 11/12 ... posted two double-doubles ... had 14 points, a season-high 13 rebounds, 3 assists and 3 steals in a season-best 37:20 minutes at Chicago on 11/7 ... finished with 17 points and 10 rebounds at Atlanta on 12/10 ... scored the Spurs final 14 points (finishing with 22 points) to lead the team to a 106-99 win vs. Washington on 4/1 ... missed a total of 16 games due to a variety of injuries: two due to a bone bruise in his right ankle (12/1 and 12/3), eight due to a right mid-foot sprain (12/13–12/25), three due to a sprained right ankle (1/22–1/25), one due to contusions of his left calf and left quadriceps (3/18) and two due to a left calf contusion (4/9–4/11) ... registered a DNP-CD on 4/13 ... in the 2006 Playoffs averaged 18.4 points, 4.5 rebounds, 3.0 assists and 1.46 steals in 32.8 minutes ... started 11 of the team's 13 games ... scored 20-or-more six times in the postseason ... had 32 points and 9 assists in Game 2 vs. Sacramento on 4/25 ... finished with 27 points (9-14 FG, 1-2 3PT-FG, 8-8 FT) in Game 5 vs. Sacramento on 5/2 ... in the seven-game Spurs-Mavericks series averaged 21.3 points, 4.3 rebounds and 2.29 steals in 34.7 minutes ... had 26 points (8-11 FG, 4-4 3PT-FG, 6-6 FT) in 26:42 minutes off the bench in Game 4 at Dallas on 5/15 ... had team highs with 30 points, 10 rebounds and 3 steals in Game 6 at Dallas on 5/19.

2004–05: Named a reserve for the 2005 All-Star Game ... averaged 16.0 points, 4.4 rebounds, 3.9 assists and a team-best 1.61 steals in 29.6 minutes in 74 games ... shot .471 (367-780) from the field, .376 (97-258) from three-point land and .803 (355-442) from the line ... ranked 11th in the NBA in steals ... scored in double figures 62 times with 20-or-more 18 times and 30-or-more four times (in his first two seasons scored 20-or-more just 12 times in 146 games) ... had a career-high 48 points (16-22 FG, 5-7 3PT-FG, 11-12 FT) – and a team-high 6 assists – in the Spurs 128-123 overtime victory at Phoenix on 1/21 ... the highest point total for a Spur since Tim Duncan scored 53 vs. Dallas on 12/26/01 ... finished with 40 points – along with 9 assists – in a career-high 50 minutes at the L.A. Clippers on 4/9 ... had 31 points (7-11 FG, 3-4 3PT-FG, 14-15 FT), 8 rebounds and 7 assists in 35 minutes vs. Utah on 3/6 ... scored 30 points vs. Portland on 4/12 ... had 8 points and 3 rebounds in 22 minutes in the 2005 All-Star Game ... missed eight games due to injury: one with a strained neck (12/30), one with a right quadriceps contusion (1/17), five with right groin

tightness (3/9-3/18) and one due to a stomach virus (4/10) ... in the 2005 postseason averaged 20.8 points, 5.8 rebounds, 4.2 assists and 1.22 steals in 33.6 minutes ... scored in double figures 22 times in 23 playoff games with 20-or-more 12 times ... in the postseason ranked 16th in scoring, 39th in rebounds, 21st in assists, 25th in steals, 13th in FG percentage (.507), 14th in three-point percentage (.438) and 29th in FT percentage (.795) ... had the third highest point total in the 2005 playoffs (with 479, trailing only Tim Duncan and Richard Hamilton) ... averaged a team-high 22.8 points in the First Round versus Denver (despite coming off the bench in four of the five games) ... after starting Game 1 of the series came off the bench as the Spurs won four straight ... had 32 points and 9 rebounds in 31 minutes in the Spurs 86-78 Game 3 win in Denver on 4/30 ... in six games in the Second Round vs. Seattle averaged 20.5 points while shooting .576 (34-59) from the field and .550 (11-20) from downtown ... in his return to the starting lineup (after coming off the bench for eight straight games) scored a playoff career-high 39 points (10-15 FG, 4-6 3PT-FG, 15-17 FT) in 36 minutes in Game 5 vs. Seattle on 5/17 ... had his first playoff double-double with 21 points and 10 rebounds in Game 6 vs. Detroit on 6/21 ... in Game 7 of the Finals finished with 23 points (8-13 FG, 2-2 3PT-FG, 5-5 FT), 5 rebounds and 4 assists in 35 minutes vs. Detroit on 6/23.

2003-04: Averaged 12.8 points, 4.5 rebounds, 3.8 assists and 1.77 steals in 29.4 minutes ... shot .418 (330-789) from the field, .359 (88-245) from three-point land and .802 (239-298) from the line ... had 38 starts in 77 games ... came off the bench in each of his final 34 games ... as a starter averaged 13.3 points, 5.1 rebounds, 4.3 assists and 2.00 steals in 32.8 minutes compared to 12.3 points, 3.9 rebounds, 3.2 assists and 1.54 steals in 25.9 minutes off the bench ... shot better coming off the bench: .434 (161-371) FG, .383 (41-107) 3PT-FG and .818 (117-143) FT ... ranked seventh in the NBA in steals per game ... led the team in scoring 14 times (second behind Duncan), in assists 25 times (second behind Parker) and in steals a team-best 36 times ... scored in double-figures 54 times with 20-or-more 11 times ... had a season-high 33 points and a season-best 12 rebounds in a season-high 45 minutes vs. the L.A. Lakers on 11/6 ... had a game-high 29 points in 25 minutes vs. Sacramento on 3/31 ... in under three minutes in the fourth quarter in Chicago on 12/8 scored 14 straight points to turn a 75-74 Bulls lead (with 5:05 left) into an 88-78 Spurs lead (2:20) and finished with a team-high 26 points ... missed five games due to a lower back sprain (on the injured list from 1/5 to 1/14) ... named to the sophomore squad for the 2004 Rookie Challenge ... finished with 4 points, 3 rebounds, 8 assists and 1 steal in 21 minutes ... appeared in all 10 Spurs playoff games, averaging 13.0 points, 5.3 rebounds, 3.1 assists and 1.70 steals in 28.0 minutes ... scored in double figures eight times in the postseason ... led the team in scoring in back-to-back games: had 17 points in Game 3 at Los Angeles on 5/9 and finished with 21 points – along with 8 rebounds and 5 assists – in 30 minutes in Game 4 at Los Angeles on 5/11.

2002-03: Named to the NBA All-Rookie Second Team ... appeared in 69 games, averaging 7.6 points, 2.3 rebounds, 2.0 assists and 1.39 steals in 20.7 minutes ... shot .438 (174-397) from the field, .345 (51-148) from three-point land and .737 (126-171) from the line ... named the Western Conference Rookie of the Month in March ... averaged 10.6 points, 3.3 assists, 3.1 rebounds and 2.24 steals as the Spurs went 14-3 for the month ... scored in double-figures 21 times ... had a season-high 20 points (6-7 FG, 2-3 3PT-FG, 6-6 FT) in 28 minutes at Houston on 3/2 ... started the season with a sprained right ankle (suffered in the 2002 World Championships) ... tweaked the ankle several times before being placed on the injured list from 12/5-12/29 (missed 11 games while on the injured list) ... logged two DNP-CDs (1/3 and 3/16) ... appeared in all 24 playoff games, averaging 9.4 points, 3.8 rebounds, 2.9 assists and a team-best 1.71 steals in 27.5 minutes ... scored in double figures 13 times with a playoff-best 21 points (8-12 FG, 3-5 3PT-FG, 2-2 FT) in Game 4 at Dallas on 5/25 ... ranked second among all players in the 2003 postseason in total steals with 41 (Ben Wallace led with 42) ... led all players in steals in the NBA Finals averaging 2.17 in the six-game series ... averaged 11.7 points (third on the team) while shooting .512 (21-41) from the field in the six-game series with the Lakers.

2001-02: Named the Italian League MVP for the second straight season ... appeared in 36 games for Virtus Pallacanestro Bologna ... averaged 19.9 points, 4.4 rebounds, 2.2 assists and 4.31 steals in 32.3 minutes per contest ... ranked fifth in the league in scoring and led the league in steals ... in Euroleague play appeared in 22 games, averaging 15.7 points, 3.8 rebounds, 3.0 assists and 2.55 steals.

2000-01: Named the MVP of both the Italian League and the Euroleague Finals as Bologna captured the title in both leagues ... appeared in 34 games for Virtus Bologna, averaging 17.1 points, 4.4 rebounds, 2.5 assists and 2.82 steals in 28.9 minutes per contest ... led Bologna to the Italian National Cup and the Italian Championship ... led Bologna to the Euroleague title, averaging 15.2 points, 4.1 rebounds, 2.0 assists and 2.91 steals in 29.7 minutes in 22 Euroleague games.

1999-00: Played in 30 games with Reggio Calabria of the Italian A1 League ... averaged 17.0 points, 3.1 rebounds and 2.4 assists in 30.6 minutes per contest.

1998–99: In his first season in Italy averaged 16.9 points, 2.8 rebounds and 1.5 assists in 29 games with Calabria.

PERSONAL: Married Many Orono in the summer of 2004 ... the couple has twin boys, Dante Nicola ... speaks English, Spanish and Italian ... enjoys all types of music but lists Latin music as his favorite ... spends a lot of time on the internet (has his own website: www.manuginobili.com) ... enjoys relaxing with friends ... lists Sixth Sense and Forrest Gump as his favorite movies ... grew up a Michael Jordan fan ... also a big fan of soccer star Maradona ... appointed a UNICEF Ambassador in Argentina in August of 2007 ... his father is very involved in basketball in Argentina, most recently serving as president of the Bahiense Del Norte club ... has two older brothers who are also professional basketball players ... both are 6-3 guards ... Sebastian has played in the Argentinean league the last five seasons (after spending the 2002–03 campaign in Spain) while Leandro is now retired after spending five seasons in the Argentinean league.

NBA REGULAR SEASON STATISTICS

Year	TEAM	G	MINS	FGM-FGA	PCT	FTM-FTA	FT%	FG3-FG3APCT	OFF-DEF-TOT	R/G	AST	A/G	PF	DQ	STL	BLK	PTS	AVG	
02-03	SA	69	1431	174-397	.438	126-171	.737	51-148	.345	47-114-161	2.3	138	2.0	170	3	96	17	525	7.6
03-04	SA	77	2260	330-789	.418	239-298	.802	88-245	.359	86-258-344	4.5	291	3.8	181	0	136	16	987	12.8
04-05	SA	74	2193	367-780	.471	355-442	.803	97-258	.376	75-254-329	4.4	288	3.9	190	1	119	27	1186	16.0
05-06	SA	65	1813	309-669	.462	280-360	.778	83-217	.382	42-188-230	3.5	235	3.6	156	0	101	26	981	15.1
06-07	SA	75	2060	396-854	.464	320-372	.860	128-323	.396	59-268-327	4.4	263	3.5	155	0	109	27	1240	16.5
07-08	SA	74	2292	453-984	.460	380-442	.860	156-389	.401	63-291-354	4.8	332	4.5	173	0	109	33	1442	19.5
08-09	SA	44	1181	223-491	.454	168-190	.884	69-209	.330	24-174-198	4.5	157	3.6	90	0	64	16	683	15.5
09-10	SA	75	2150	398-903	.441	309-355	.870	132-350	.377	68-216-284	3.8	370	4.9	154	0	103	24	1237	16.5
10-11	SA	80	2426	441-1018	.433	357-410	.871	154-441	.349	42-253-295	3.7	393	4.9	163	0	123	28	1393	17.4
11-12	SA	34	792	150-285	.526	88-101	.871	52-126	.413	18-98-116	3.4	151	4.4	56	0	24	12	440	12.9
12-13	SA	60	1393	229-539	.425	164-206	.796	83-235	.353	30-171-207	3.4	274	4.6	114	0	80	13	705	11.8
TOTALS	727	19998	3470-7709	.450	2786-3347	.832	1093-2941	.372	554-2285-2839	3.9	2892	4.0	1602	4	1064	239	10819	14.9	

NBA PLAYOFF STATISTICS

Year	TEAM	G	MINS	FGM-FGA	PCT	FTM-FTA	FT%	FG3-FG3A	PCT	OFF-DEF-TOT	R/G	AST	A/G	PF	DQ	STL	BLK	PTS	AVG
02-03	SA	24	660	71-184	.386	56-74	.757	28-73	.384	29-63-92	3.8	70	2.9	62	1	41	9	226	9.4
03-04	SA	10	280	42-94	.447	36-44	.818	10-35	.286	15-38-53	5.3	31	3.1	30	0	17	1	130	13.0
04-05	SA	23	772	145-286	.507	147-185	.795	42-96	.438	19-114-133	5.8	97	4.2	69	0	28	6	479	20.8
05-06	SA	13	426	76-157	.484	73-87	.839	14-42	.333	9-50-59	4.5	39	3.0	43	1	19	7	239	18.4
06-07	SA	20	602	99-247	.401	97-116	.836	38-99	.384	16-93-109	5.5	74	3.7	61	0	33	4	333	16.6
07-08	SA	17	559	98-232	.422	69-77	.896	38-102	.373	14-50-64	3.8	67	3.9	47	0	10	5	303	17.8
09-10	SA	10	352	58-140	.414	58-67	.866	20-60	.333	4-33-37	3.7	60	6.0	30	0	26	2	194	19.4
10-11	SA	5	174	31-73	.443	32-41	.780	9-28	.321	2-18-20	4.0	21	4.2	13	0	13	3	103	20.6
11-12	SA	14	390	65-145	.448	48-56	.857	23-68	.338	8-47-49	3.5	56	4.0	36	0	10	4	201	14.4
12-13	SA	21	560	77-193	.399	59-80	.738	29-96	.302	9-69-78	3.7	105	5.0	52	0	24	6	242	11.5
TOTALSSA	157	4777	762-1748	.436	675-827	.816	251-699	.359	125-569-694	4.4	620	3.9	443	2	221	47	2450	15.6	

NBA ALL-STAR STATISTICS

Year	TEAM	G	MINS	FGM-FGA	PCT	FTM-FTA	FT%	FG3-FG3APCT	OFF-DEF-TOT	R/G	AST	A/G	PF	DQ	STL	BLK	PTS	AVG
04-05	SA	1	22	3-6	.500	2-2	1.000	0-2 .000	2-1-3	3.0	1	1.0	3	0	1	1	8	8.0
10-11	SA	1	21	2-7	.286	3-4	.750	0-3 .000	1-2-3	3.0	5	5.0	3	0	3	0	7	7.0
TOTALS		2	43	5-13	.385	5-6	.833	0-5 .000	3-3-6	3.0	6	3.0	6	0	4	1	15	7.5

CAREER HIGHS

	REGULAR SEASON HIGHS	PLAYOFF HIGHS
MINUTES	50, at L.A. Clippers, 4/9/05	45, vs. Phoenix, 4/19/08
POINTS	48, at Phoenix, 1/21/05	39, vs. Seattle, 5/17/05
REBOUNDS	15, at Toronto, 2/11/08	11, vs. Phoenix, 5/18/07
ASSISTS	15, vs. Sacramento, 3/1/13	11, three times: latest at G.S., 5/16/13
STEALS	8, vs. L.A. Lakers, 1/23/08	5, twice: latest vs. Phoenix, 5/9/10
BLOCKS	4, vs. Toronto, 11/9/09	2, seven times: latest at G.S., 5/12/13



DANNY GREEN

HEIGHT 6-6 | **WEIGHT** 210 | **SEASON** Fifth

BIRTHDATE 6/22/87 | **BIRTHPLACE** North Babylon, NY

HIGH SCHOOL St. Mary's (Manhasset, NY) | **COLLEGE** North Carolina

**GUARD/
FORWARD**

4

SELECTED BY CLEVELAND IN THE SECOND ROUND OF
THE 2009 NBA DRAFT, 46TH OVERALL PICK

SIGNED BY THE SPURS ON 3/6/11

2012-13: Started in all 80 games he appeared in, averaging a career-high 10.5 points, 3.0 rebounds, 1.8 assists and 1.15 steals in 27.5 minutes ... shot .448 (297-663) from the floor, .429 (177-413) from behind the arc and .848 (67-79) from the free throw line ... scored in double figures 40 times, including 20-or-more points eight times ... led the team in scoring five times, rebounds three times, steals 15 times and blocks 11 times ... ranked seventh in the NBA in 3FG percentage and seventh in three-pointers made ... recorded a career-high 28 points, a career-high 9 field goals, 8 three-pointers and 3 steals at Minnesota on 2/6 ... registered 15 points and a career-high 7 assists, 2 steals and 2 blocks at L.A. Clippers on 2/21 ... tied a franchise record with six three-pointers made in the first half en route to 20 points vs. Denver on 3/27 ... registered 13 points and a season-high 9 rebounds at Toronto on 11/25 ... posted 14 points, 6 rebounds and 5 assists in 42:51 minutes at Houston on 12/10 ... tallied 21 points vs. Utah on 11/3 ... recorded 23 points, including 7 treys and 4 rebounds at Charlotte on 12/8 ... registered 25 points on 9-of-10 shooting, including 7 three-pointers vs. Dallas on 12/23 ... totaled 17 points and 5 three-pointers vs. Houston on 12/28 ... finished with 17 points, 5 rebounds and 3 steals vs. Charlotte on 1/30 ... recorded 18 points, 6 rebounds and 3 assists at Chicago on 2/11 ... tallied 21 points, including 5 threes, and 2 steals at Sacramento on 2/19 ... tallied 20 points at Golden State on 2/22 ... totaled 16 points and 5 assists vs. OKC on 3/11 ... totaled 20 points vs. Orlando on 4/3 ... registered two DNP's ... started in all 21 playoff games, averaging 11.1 points, 4.1 rebounds and 1.05 steals in 31.9 minutes ... shot .482 (55-114) from three-point range in the postseason which ranked fourth ... connected on 27-of-49 (.551) three-pointers during the NBA Finals and with six threes in Game 5, he broke the NBA Finals record for three-pointers made for a Finals series of any length ... connected on 55 three-pointers in the postseason and was three threes away from tying the all-time mark of 58 threes by Reggie Miller in the 2000 playoffs ... scored in double-figures 13 times, including three games with 20-or-more ... recorded a postseason-high 27 points (9-15 FG, 7-9 3FG, 2-2 FT), including seven threes, 4 rebounds, 2 blocks and 2 steals in 30:44 minutes vs. Miami on 6/11 in Game 3 of the Finals ... finished with 24 points (8-15 FG, 6-10 3FG, 2-2 FT), 6 rebounds and 3 blocks in 39:11 minutes vs. Miami on 6/16 in Game 5 of the Finals ... posted 22 points (8-14 FG, 6-9 3FG), including 6 threes, in 44:08 minutes vs. Golden State on 5/6 in Game 1 of the WC Semifinals ... recorded 11 points, 4 rebounds and 4 assist at LAL on 4/26 ... registered 16 points (6-9 FG, 3-6 3FG, 1-1 FT), 4 rebounds and 3 assists in 25:51 vs. Memphis in Game 1 of the WC Finals ... notched 17 points on a perfect 6-of-6 from the field and 5-of-5 from three-point range in 30:00 minutes at Miami on 6/9 in Game 2 of the Finals.

CAREER NOTES: Is in his fifth NBA season, his fourth with the Spurs ... started his NBA career with the Cleveland Cavaliers ... in four NBA seasons has appeared in 174 games, averaging 8.7 points, 2.9 rebounds and 1.3 assists in 22.6 minutes ... has appeared in 39 playoff games averaging 8.7 points, 3.4 rebounds and 1.3 assists in 24.8 minutes ... set the NBA record for three-pointers made in an NBA Finals series of any length connecting on 27-of-49 (.551) threes during the 2013 Finals ... among all-time NBA leaders ranks 10th in three-point field goal percentage (.424, 292-688) ... is the Spurs all-time leader in three-point field goal percentage and ranks ninth in three-pointers made (292) ... participated in the NBA's Basketball Without Borders in Moscow, Russia in the summer of 2012.

CAREER TRANSACTIONS: Selected by the Cavaliers in the second round (46th overall pick) of the 2009 NBA Draft ... waived by the Cavs on 10/19/10 ... signed by the Spurs on 11/17/10 ... waived by San Antonio on 11/23/10 ... re-signed by the Spurs on 3/6/11 ... re-signed by the Spurs on 7/11/12.

2011-12: Only Spur to appear in all 66 games, starting in 38 games ... averaged 9.1 points, 3.5 rebounds and 1.3 assists in 23.1 minutes ... shot .442 (211-477) from the floor, .436 (102-234) from behind the arc and .790 (79-100) from the foul line ... ranked ninth in the NBA in three-point field goal percentage ... scored in double figures 29 times, including 20-or-more points four times ... led the team in points seven times, rebounds twice, assists twice, steals 17 times and blocks 17 times ... registered a career-high 24

points (9-13 FG, 3-4 3FG, 3-3 FG), 7 rebounds, 2 steals and 2 blocks vs. Denver on 1/7 ... recorded 22 points (7-11 FG, 5-6 3FG, 3-3 FT), 3 rebounds, 2 steals and 2 blocks vs. L.A. Lakers on 4/11 ... finished with 21 points, 4 rebounds and a career-high 5 steals at OKC on 3/16 ... tallied 16 points (6-13 FG, 4-7 3FG), 4 rebounds and 3 steals vs. L.A. Clippers on 3/9 ... finished with 18 points, 6 rebounds and 6 assists vs. Dallas on 3/23 ... posted 20 points while connecting on a perfect 6-of-6 three pointers at Miami on 1/17/12 ... finished with 18 points while shooting a perfect 6-of-6 from the field, 4-of-4 from downtown and 2-of-2 from the foul line ... appeared in 14 playoff games, averaging 7.4 points and 3.2 rebounds in 20.6 minutes ... recorded a career postseason-high 15 points (6-11 FG, 3-6 3FG) to go along with 6 rebounds in Game 1 vs. L.A. Clippers on 5/15 ... posted 14 points and 6 rebounds in Game 3 at Utah on 5/5 ... tallied 13 points (5-8 FG, 3-5 3FG), 4 rebounds and 3 blocks in Game 2 vs. Utah 5/2.

2010-11: Appeared in eight games, averaging 5.1 points and 1.9 rebounds in 11.5 minutes ... shot .486 (17-35) from the field and .368 (7-19) from three-point territory ... posted a career-high 13 points (5-9 FG, 3-6 3FG), 4 rebounds and 2 assists in a career-high 24 minutes at Phoenix on 4/13 ... recorded 9 points and 3 rebounds vs. Sacramento on 4/6 ... assigned to the Austin Toros of the NBA Development League on 4/2 and recalled on 4/3 ... originally signed with the Spurs on 11/17 and was later waived on 11/23 ... joined the Reno Bighorns in the NBA Development League ... in 16 games with the Bighorns, averaged 20.1 points, 7.5 rebounds, 2.6 assists and 1.38 steals in 37.4 minutes per game while shooting .451 (114-253) from the field, .434 (36-83) from three-point territory and .795 (58-73) from the free throw line ... registered seven DNP-CDs and was inactive for four games ... appeared in four games vs. Memphis in the first round of the playoffs ... totaled 5 points and 2 assists in 7 minutes of action.

2009-10: Appeared in 20 games with Cleveland, averaging 2.0 points in 5.8 minutes per game ... shoot .385 from the field, .273 () from three-point range and .667 () from the foul line.

COLLEGE NOTES: Played four seasons at the University of North Carolina ... appeared in 145 games (39 starts), averaging 9.4 points, 4.1 rebounds, 1.8 assists and 1.10 steals while shooting .445 (491-1,079) from the field, .375 (184-491) from three-point range and .845 (202-239) from the foul line ... won more games (123) than any other Tar Heel in school history ... finished his college career as the only player in ACC history to tally 1,000 points, 500 rebounds, 250 assists, 150 three-pointers, 150 blocks and 150 steals ... as a senior, averaged 13.1 points, 4.7 rebounds, 2.7 assists, 1.76 steals and 1.34 blocks in 38 games (all starts) as North Carolina won the 2009 NCAA Championship ... ranked second in the ACC in three-point shooting (.418, 77-184), sixth in steals and 10th in blocks ... was named to the ACC All-Defensive First Team, the All-ACC Third Team and the NCAA South Regional Tournament Team ... helped guide the Tar Heels to a Final Four appearance in 2008.

NBA REGULAR SEASON STATISTICS

Year	TEAM	G	MIN	FGM-FGA	PCT	FTM-FTA	FT%	FG3-FG3A	PCT	OFF-DEF-TOT	RG	AST	AG	PF	DQ	STL	BLK	PTS	AVG
09-10	CLE	20	115	15-39	.385	4-6	.667	6-22	.273	8-9-17	0.9	5	0.3	9	0	6	3	40	2.0
10-11	SA	8	92	17-35	.486	0-0	---	7-19	.368	3-12-15	1.9	2	0.3	7	0	2	1	41	5.1
11-12	SA	66	1522	211-477	.442	79-100	.790	102-234	.436	54-174-228	3.5	86	1.3	107	0	58	46	603	9.1
12-13	SA	80	2200	297-663	.448	67-79	.848	177-413	.429	36-208-244	3.1	141	1.8	124	0	92	54	838	10.5
TOTALS		174	3929	540-1214	.445	150-185	.811	292-688	.445	101-403-504	2.9	234	1.3	247	0	158	104	1522	8.7

NBA PLAYOFF STATISTICS

Year	TEAM	G	MIN	FGM-FGA	PCT	FTM-FTA	FT%	FG3-FG3A	PCT	OFF-DEF-TOT	RG	AST	AG	PF	DQ	STL	BLK	PTS	AVG
10-11	SA	4	7	2-6	.333	0-0	---	1-4	.250	0-1-1	0.3	2	0.5	1	0	1	1	5	1.3
11-12	SA	14	289	38-91	.418	7-10	.700	20-58	.339	3-42-45	3.2	15	1.1	24	0	7	10	103	7.4
12-13	SA	21	669	83-186	.446	12-15	.800	55-114	.482	18-69-87	4.1	32	1.5	51	0	22	23	233	11.1
TOTALS		33	966	123-283	.435	19-25	.760	76-176	.432	21-112-133	3.4	49	1.3	76	0	30	34	341	8.7

CAREER HIGHS

	REGULAR SEASON HIGHS	PLAYOFF HIGHS
MINUTES	48, at Toronto, 11/25/12	44, at Golden State, 5/6/13
POINTS	28, at Minnesota, 2/6/13	27, vs. Miami, 6/11/13
REBOUNDS	9, at Toronto, 11/25/12	7, at Golden State, 5/12/13
ASSISTS	7, at L.A. Clippers, 2/21/13	4, three times: latest vs. Miami, 6/13/13
STEALS	5, at Oklahoma City, 3/16/12	3, vs. Golden State, 5/6/13
BLOCKS	3, vs. Portland, 1/13/12	3, three times: latest vs. Miami,



CORY JOSEPH

HEIGHT 6-3 | **WEIGHT** 190 | **SEASON** Third
BIRTHDATE 8/20/91 | **BIRTHPLACE** Toronto, Canada
HIGH SCHOOL Findley Prep (Henderson NV) | **COLLEGE** Texas

GUARD
5

SELECTED BY SAN ANTONIO IN THE FIRST ROUND OF
 THE 2011 NBA DRAFT, 29TH OVERALL PICK.

2012-13: Appeared in 28 games, starting in nine, averaging 4.5 points, 1.9 assists and 1.9 rebounds in 14.0 minutes ... scored in double figures three times ... registered a career-high 15 points and 3 assists in 25:56 minutes at Minnesota on 3/12 ... finished with 13 points, 3 rebounds and 3 assists in 26:51 minutes vs. Portland on 3/8 ... recorded 10 points, a career-high 8 assists and 6 rebounds in 32:31 minutes at Golden State on 4/15 ... finished with 8 points, 4 assists and 2 steals vs. Detroit on 3/3 ... tallied 6 points, 4 rebounds and 4 assists at Denver 4/10 ... registered 15 DNP's and placed on the inactive list for 37 games ... appeared in 20 playoff games, averaging 3.0 points, 1.6 rebounds and 1.2 assists in 9.6 minutes ... saw his first career playoff action, tallying 4 points, 2 rebounds, 1 assist and 1 steal in 10:50 minutes vs. LAL on 4/21 in Game 1 of the first round ... tallied 8 points, 4 rebounds, 4 assists, 2 steals and 2 blocks in 16:39 minutes at L.A. Lakers on 4/26/13 in Game 3 of the first round ... recorded 4 points and 6 assists in 18:23 minutes at L.A. Lakers on 4/28 in Game 4 of the first round ... notched 7 points and 3 assists in 13:46 minutes vs. Golden State 5/14 in the WC Semifinals ... tallied 8 points and 3 rebounds in 9:05 minutes at Miami on 6/9 in the NBA Finals ... was assigned to the Austin Toros of the NBA D-League on five different occasions ... averaged a team-high 19.4 points, 5.5 assists, 4.8 rebounds and 1.92 steals in 38.5 minutes in 26 starts ... selected to play in the seventh annual NBA D-League All-Star Game.

CAREER NOTES: Is in his third NBA season, all with the Spurs ... in his two-year NBA career has appeared in 57 games, averaging 3.2 points, 1.5 assists and 1.4 assists in 11.6 minutes ... spent part of the past two seasons with the Austin Toros of the NBA D-League, averaging 17.4 points, 5.3 assists, 5.0 rebounds and 1.70 steals in 36.6 minutes in 40 games ... was selected to play in the 2013 NBA D-League All-Star but did not play due to injury ... was named NBA Development League Performer of the Week for games played through March 19-25, 2012 ... was on the Spurs 2012 and 2013 Las Vegas Summer League teams ... named a 2012 Summer League All-Star, averaging 17.0 points, 5.2 assists, 4.4 rebounds, 1.80 steals in 33.0 minutes in five games.

2011-12: Appeared in 29 games, including one start, averaging 2.0 points and 1.2 assists in 9.2 minutes per game ... shot .314 (22-70) from the field and .647 (11-17) from the foul line ... scored in double figures once ... led the team in assists once, steals twice and blocks twice ... registered a season-high 23 minutes at Miami on 1/17/12 ... in his first career start, tallied a season-high 13 points and 3 assists at Portland on 2/21 ... finished with 8 points, 4 assists, 2 rebounds, 1 steal and 1 block vs. Atlanta on 1/25 ... assigned to the Austin Toros on 1/3/12 ... recalled on 1/11/12 ... assigned to Austin Toros on 3/3 ... recalled on 3/9 ... assigned to Toros on 3/20 ... recalled on 4/25 ... in 14 games for Austin, averaged 13.8 points, 5.1 rebounds, 5.1 assists and 1.29 steals in 32.9 minutes ... recorded his first triple-double for the Toros finishing with 15 points, 17 rebounds and 12 assists vs. Maine Red Claws on 3/23 ... named NBA Development League Performer of the Week for games played through March 19-25 ... registered 10 DNP – CDs.

COLLEGE NOTES: Named to the Big 12 All-Rookie Team and earned All-Big 12 Honorable Mention in his only season at the University of Texas ... started all 36 games, averaging 10.4 points, 3.6 rebounds and 3.0 assists in 32.4 minutes in while shooting .422 (136-322) from the field, .413 (52-126) from three-point range and .699 (51-73) from the foul line ... led the team in scoring four times and rebounding in two games ... scored in double figures 21 times, including a season-high 21 points

and the game-winner at North Carolina on 12/18 ... tallied a team-high 16 points, a season-high 9 rebounds and 4 assists vs. Lamar on 12/1 ... registered 11 points, 9 rebounds, 2 steals and a block vs. Kansas on 1/22 ... dished out a career-high 7 assists against Kansas State on 2/28 ... posted 10 points, 6 rebounds, 2 assists and 3 steals in the Big 12 Tournament Semifinals vs. Texas A&M on 3/11 ... scored 14 points in the Big 12 Tournament Championship game vs. Kansas on 3/12.

HIGH SCHOOL: Spent his junior and senior years at Findlay Prep in Henderson, NV ... averaged a team-best 18.8 points, 4.9 assists, 6.7 rebounds and 2.5 steals per game as a senior ... shot .539 (216-401) from the floor, .469 (60-128) from three-point range and .796 (148-186) from the free throw line while leading Findlay to a 32-2 record ... paced Findlay to three wins in three days (April 1-3) to capture the prestigious ESPN Rise National High School Invitational (NHSI) Championship for the second straight year ... claimed Tournament MVP honors at the NHSI, averaging 20.3 points per game over the three contests ... had a team-high 17 points, 4 rebounds and 3 steals in Findlay's 59-46 win over Montverde Academy (Montverde, Fla.) in the tourney championship game ... was named a McDonald's All-American and Jordan All-American as a senior ... first-team All-American by Parade Magazine ... won the three-point contest at the McDonald's All-American Game ... played 14 minutes for the West team in a 107-104 victory at the McDonald's All-American Game in Columbus, OH on 3/31/10 ... started and played 22 minutes for the World Select Team in the 13th annual Nike Hoop Summit on 4/11/10 in Portland, OR ... started and posted 14 points, seven assists, five boards and four steals in 27 minutes to help the West Team to a 129-125 win at the Jordan Brand Classic at Madison Square Garden on 4/17/10 ... helped lead Findlay to a 33-0 record in his junior season ... averaged 10.5 ppg, 4.9 assists, 6.4 rebounds and 2.1 steals per game as a junior ... spent his freshman and sophomore seasons at Pickering High School (Pickering, Ontario) and led his team to back-to-back provincial championships.

PERSONAL: Full name is Cory Ephram Joseph ... son of David and Connie Joseph ... older brother, Devoe, is also a professional basketball player.

NBA REGULAR SEASON STATISTICS

Year	TEAM	G	MINS	FGM-FGA	PCT	FTM-FTA	FT%	FG3-FG3A	PCT	OFF-DEF-TOT	R/G	AST	A/G	PF	DQ	STL	BLK	PTS	AVG
11-12	SA	29	266	22-70	.314	11-17	.647	3-15	.200	5-20-25	0.9	34	1.2	16	0	7	3	58	2.0
12-13	SA	28	387	51-110	.464	18-21	.857	6-21	.286	12-40-52	1.9	53	1.9	25	1	15	4	126	4.5
TOTALS		57	653	73-180	.406	29-38	.763	9-36	.250	17-60-77	1.4	87	1.5	41	1	22	7	184	3.2

NBA PLAYOFF STATISTICS

Year	TEAM	G	MINS	FGM-FGA	PCT	FTM-FTA	FT%	FG3-FG3A	PCT	OFF-DEF-TOT	R/G	AST	A/G	PF	DQ	STL	BLK	PTS	AVG
12-13	SA	20	192	26-56	.464	5-11	.455	2-11	.182	8-23-31	1.6	24	1.2	15	0	6	2	59	3.0
TOTALS		20	192	26-56	.464	5-11	.455	2-11	.182	8-23-31	1.6	24	1.2	15	0	6	2	59	3.0

CAREER HIGHS

	REGULAR SEASON HIGHS	PLAYOFF HIGHS
MINUTES	38, at Golden State, 4/26/12	21, vs. Miami, 6/11/13
POINTS	15, at Minnesota, 3/12/13	8, twice: latest at Miami, 6/9/13
REBOUNDS	8, at Golden State, 4/15/13	5, vs. Memphis, 5/21/13
ASSISTS	8, at Golden State, 4/15/13	6, at L.A. Lakers, 4/28/13
STEALS	2, six times: latest vs. Golden State, 3/20/13	2, twice, latest vs. Miami, 6/11/13
BLOCKS	1, seven times: latest at Denver, 4/10/13	2, at L.A. Lakers, 4/26/13



KAWHI LEONARD

HEIGHT 6-7 | **WEIGHT** 230 | **SEASON** Third
BIRTHDATE 6/29/91 | **BIRTHPLACE** Riverside, CA
HIGH SCHOOL King (Riverside, CA) | **COLLEGE** San Diego State

FORWARD

2

SELECTED BY INDIANA IN THE FIRST ROUND OF
 THE 2011 NBA DRAFT, 15TH OVERALL PICK

OBTAINED FROM INDIANA ALONG WITH DAVIS BERTANS AND ERAZEM
 LORBEK IN EXCHANGE FOR GEORGE HILL, 6/23/11

2012-13: Started in 57 of 58 games he appeared in, averaging 11.9 points, 6.0 rebounds, 1.6 assists and 1.49 steals in 31.2 minutes ... shot .494 (260-526) from the floor, .374 (65-174) from downtown and .825 (104-126) from the free throw line ... scored in double figures 37 times, including 20-or-more five times ... pulled down 10-or-more rebounds eight times ... recorded six double-doubles ... led the team in steals 21 times, rebounds six times, blocks three times and points four times ... recorded three-or-more steals 12 times ... selected to Team Chuck in the BBVA Rising Stars Challenge, marking his second selection in the event ... registered a career-high 26 points (11-18 FG, 1-3 3FG, 3-6 FT) and 4 rebounds in 43:37 minutes at Chicago on 2/11 ... recorded 24 points (8-16 FG, 1-2 3FG, 7-8 FT), 13 rebounds, 4 assists and 2 steals in 32:44 minutes vs. Cleveland on 3/16 ... recorded 24 points (9-18 FG, 3-4 3FG, 3-6 FT), a career-high 14 rebounds and a career-high 6 assists in 41:43 minutes at OKC on 4/4 ... hit a game winning three-pointer with 2.9 seconds remaining to give the Spurs a 96-95 win at Cleveland on 2/13 ... finished the game with 13 points, 10 rebounds and 4 blocks ... finished with 23 points (7-10 FG, 1-1 3FG, 8-10 FT), 6 rebounds, 4 assists, 2 steals and 2 blocks in 39:46 minutes vs. Atlanta 4/6 ... tallied 21 points (9-14 FG, 3-4 3FG), 8 rebounds, 2 steals and 2 blocks in 42:35 minutes vs. Utah on 3/22 ... finished with 19 points, 7 rebounds and 5 steals in the season opener at New Orleans on 10/31 ... tallied 16 points and 9 rebounds vs. New York on 11/15 ... finished with 17 points, 4 rebounds and 5 steals vs. Dallas 12/23 ... recorded a double-double with 19 points, 10 rebounds and 2 steals at Minnesota on 2/6 ... posted 16 points, 9 rebounds and 3 steals at Phoenix 2/24 ... tallied 17 points and 11 rebounds vs. Miami on 3/31 ... missed 18 games (11/17-12/18) with quadriceps tendinitis, right knee ... missed one game with a left patella contusion (1/23) ... missed five games with a sore left knee ... started in 21 playoff games, averaging 13.5 points, 9.0 rebounds and 1.76 steals in 36.9 minutes ... shot .545 (115-211) from the field, .390 (23-59) from three-point range and .633 (31-49) from the foul line ... ranked sixth in the postseason in FG percentage ... posted double figures in 18 games ... tallied six double-doubles ... recorded 18 points (7-11 FG, 1-1 3FG, 3-5 FT), 9 rebounds, 3 assists and 2 steals 41:01 minutes vs. Golden State on 5/6 in Game 1 of the WC Semifinals ... recorded a double-double with 11 points and 12 rebounds in 43:19 minutes vs. Golden State on 5/8 in Game 2 of the WC Semifinals ... notched 16 points (6-13 FG, 1-4 3FG, 3-4 FT), 10 rebounds and 2 steals in 34:01 minutes at Golden State on 5/16 in Game 6 of the WC Semifinals ... tallied 18 points (7-10 FG, 4-5 3FG) including a playoff-high 4 treys in 29:56 minutes vs. Memphis on 5/19 in Game of the WC Finals ... posted 11 points, 6 rebounds and postseason career-high 5 steals in 38:28 minutes at Memphis on 5/27 in Game 4 of the WC Finals ... pulled down 14 rebounds to go along with 9 points and 2 assists in 33:29 minutes at Miami on 6/9 in Game 2 of the Finals ... tallied 14 points, 12 rebounds and 4 steals in 29:29 minutes vs. Miami on 6/11 Game 3 of the Finals ... recorded a career playoff-high 22 points (9-14 FG, 1-3 3FG, 3-4 FT), 11 rebounds and 3 steals in 45:48 minutes at Miami on 6/18 in Game 6 of the Finals ... posted 19 points and a career playoff-high 16 rebounds in 45:00 minutes at Miami on 6/20 in Game 7 of the Finals.

CAREER NOTES: Is in his third NBA season, both with the Spurs ... named to the All-Rookie First Team in 2012 ... in two NBA seasons, has appeared in 122 games, averaging 9.8 points, 5.5 rebounds, 1.3 assists and 1.49 steals in 27.5 minutes ... has appeared in 35 playoff games, averaging 11.6 points, 7.8 rebounds and 1.54 steals in 33.3 minutes ... shooting .532 (160-301) from the field and .414 (41-99) from three-point range in the postseason ... has won 25 playoff games in 35

appearances before his 22nd birthday, which ranks only behind Kobe Bryant (27 wins) and Tony Parker (26 wins) ... the only player in NBA postseason history to appear in at least 10 playoff wins with those combined statistics before their 22nd birthday ... his .532 shooting percentage from the floor is the best shooting percentage among all NBA players who've made at least 50 field goals in the postseason among players under 22 years old ... selected to play in the 2012 and 2013 Rookie Challenge at All-Star Weekend ... chosen to be the 2012 USA Men's Select Team that participated in a training camp with Team USA prior to the 2012 Olympics.

2011-12: Named to the All-Rookie First Team ... appeared in 64 games, including 39 starts, averaging 7.9 points, 5.2 rebounds and 1.33 steals in 24.0 minutes ... shot .493 (199-404) from the floor, .376 (41-109) from three-point territory and .733 (68-88) from the foul line ... his 39 starts were the most by a Spurs rookie in the Pop era since Tony Parker started 72 games during the 2001-02 season ... scored in double figures 24 times, including 20-or-more once and grabbed 10-or-more rebounds five times ... recorded four double-doubles ... one of four rookies to record four-or-more double-doubles ... was selected to play in the 2012 Rookie Challenge Game at All-Star Weekend but sat out of the game due to injury ... led the team in points once, rebounds 12 times, steals 19 times and blocks five times ... ranked 13th in scoring, third in steals, third in field goal percentage, fifth in 3FG percentage and fourth in rebounding among rookies ... recorded season-high 24 points (9-14 FG, 2-4 3FG, 4-6 FT), 10 rebounds and 5 steals at Portland on 2/21 ... registered his first double-double, scoring 13 points (6-10 FG) and 10 rebounds in a career-high 34 minutes at Oklahoma City on 1/8/12 ... finished with 19 points, 3 rebounds and 4 steals in 33 minutes at Milwaukee on 1/10 ... in his first start, posted 11 points, 8 rebounds and 2 blocks in 38 minutes vs. Houston on 1/11 ... finished with 12 points (6-11 FG), 10 rebounds, 2 steals and 1 block at Memphis on 1/30/12 ... placed on the inactive list for one game vs. Chicago on 2/29 ... started in all 14 playoff games, averaging 8.6 points, 5.9 rebounds, and 1.21 steals in 27.1 minutes ... shot .500 (45-90) from the floor, .450 (18-40) from three and .813 (13-16) from the charity stripe ... ranked eighth in three-point FG% in the postseason ... scored in double figures five times ... recorded his first double-double with a postseason-high 18 points (7-12 FG, 3-6 3FG, 1-1 FT) and 10 rebounds in Game 2 vs. Oklahoma City on 5/29 ... his double-double was the first double-double by a Spurs rookie since Tim Duncan's 32 points and 12 rebounds at Phoenix on 4/23/98 ... registered 14 points (5-7 FG, 3-5 3FG, 1-1 FT), 9 rebounds and 2 assists in Game 3 at L.A. Clippers 5/19 ... posted 16 points (5-8 FG, 3-3 3FG, 3-4 FT), 6 rebounds and 3 steals in Game 1 vs. L.A. Clippers on 5/15 ... finished with 17 points (6-7 FG, 3-4 3FG, 2-2 FT), 3 rebounds, and 2 steals in Game 2 vs. Utah on 5/2.

COLLEGE NOTES: Spent two seasons at San Diego State University ... as a sophomore was named a Second Team All-American by the Associated Press ... was a finalist for the Wooden Award and the Naismith Award ... led the Aztecs to a school-record 34 wins and an appearance in the Sweet 16 ... earned First Team All-Mountain West honors and was selected to the All-Mountain West Defensive Team and the All-MWC Tournament Team ... was named the Mountain West Freshman on the Year in 2009-10 ... earned All-MWC First Team honors, becoming the first freshman in MWC history to earn first team all-conference honors. ... named the MWC tournament MVP ... one of only four freshmen in the country to lead his team in scoring and rebounding, averaging a team-best 12.7 points and 9.9 rebounds ... in two season with the Aztecs played in 70 career games, while making 69 starts ... averaged 14.1 points, 10.2 rebounds, 2.2 assists and 1.40 steals in 31.9 minutes while shooting .449 (377-840) from the field and .744 (195-262) from the foul line ... had 40 career double-doubles, which is the second most in school history (Michael Cage – 61) ... tied Andrew Bogut for the most career double-doubles in MWC history... set the MWC all-time mark for career double-doubles in MWC games (21) and double-doubles in a single season in MWC games (12) ... posted 56 career double-figure scoring games and 42 career double-figure rebounding efforts (nine with 15+) ... led the team in scoring 27 times, rebounding 43 times and assists 16 times ... scored at least 20 points 12 times in his career ... among SDSU all-time leaders ranks second in rebound average (10.2) and fifth in rebounds (716).

HIGH SCHOOL: Named the L.A. Times Player of the Year his senior season, averaging 22.6 points, 13.1 rebounds, 3.9 assists and 3.0 blocks ... had at least 20 points and 20 rebounds six times for a team that went 30-3, won the CIF-Southern Section Division I-AA title and finished in second place in the Southern California Regional ... was also named the CalHiSports.com Mr. Basketball State Player of the Year and was one of seven L.A.-area players to receive the John R. Wooden High School Player of the Year Award (CIF-SS Div. I) ... led King to a 32-3 record as a junior ... helped King advance to the CIF Division I Southern Section finals where he scored 23 points against Compton Dominguez... averaged 17.3 points and 6.5 rebounds... was an all-area second-team choice by The Press-Enterprise.

NBA REGULAR SEASON STATISTICS

Year	TEAM	G	MIN	FGM-FGA	PCT	FG3-FG3A	FT%	FTM-FTA	PCT	OFF-DEF-TOT	R/G	AST	AG	PF	DQ	STL	BLK	PTS	AVG
11-12	SA	64	1534	199-404	.493	68-88	.773	41-109	.376	104-223-327	5.1	70	1.1	88	0	85	24	507	7.9
12-13	SA	58	1810	260-526	.494	104-126	.825	65-174	.374	63-283-346	6.0	93	1.1	99	0	97	32	689	11.9
TOTAL		122	3997	459-930	.494	172-214	.804	106-283	.375	167-506-673	5.5	163	1.3	187	0	182	56	1196	9.8

NBA PLAYOFF STATISTICS

Year	TEAM	G	MIN	FGM-FGA	PCT	FG3-FG3A	FT%	FTM-FTA	PCT	OFF-DEF-TOT	R/G	AST	AG	PF	DQ	STL	BLK	PTS	AVG
11-12	SA	14	379	45-90	.500	18-40	.450	13-16	.813	18-65-83	5.9	8	0.6	23	0	17	6	121	8.6
12-13	SA	21	775	115-211	.545	23-59	.390	31-49	.633	50-140-190	9.0	22	1.0	40	0	37	11	284	13.5
TOTALS		35	1154	160-301	.532	41-99	.414	44-65	.677	68-205-273	7.8	30	0.9	63	0	54	17	405	11.6

CAREER HIGHS

	REGULAR SEASON HIGHS	PLAYOFF HIGHS
MINUTES	44, at Chicago 2/11/13	46, at Miami, 6/18/13
POINTS	26, at Chicago, 2/11/13	22, at Miami, 6/18/13
REBOUNDS	14, at Oklahoma City, 4/4/13	16, at Miami, 6/20/13
ASSISTS	6, at Oklahoma City, 4/4/13	3, vs. Golden State, 5/6/13
STEALS	5, at Portland, 2/21/12	5, at Memphis, 5/27/13
BLOCKS	4, at Cleveland, 2/13/13	2, four times: latest vs. Miami, 6/13/13

PATTY MILLS



GUARD

8

HEIGHT 6-0 | WEIGHT 185 | SEASON Fifth
BIRTHDATE 8/11/88 | BIRTHPLACE Canberra, Australia
HIGH SCHOOL Australian Institute of Sport | COLLEGE St. Mary's (CA)

SIGNED BY THE SPURS ON 3/27/12

SELECTED BY PORTLAND IN THE SECOND ROUND OF THE 2009 NBA DRAFT,
55TH OVERALL PICK

2012-13: Appeared in 58 games, starting two, averaging 5.1 points and 1.1 assists in 11.3 minutes ... shot .469 (113-241) from the floor, .400 (52-130) from three-point territory and .842 (16-19) from the foul line ... scored in double figures nine times ... led the team in points once, assists twice and steals twice ... recorded a season-high 23 points (9-16 FG, 5-8 3FG), tying a career-high 5 three-pointers in 22:25 minutes at Golden State on 4/15 ... finished with 18 points (8-9 FG, 2-3 3FG) and 3 assists in 21:05 minutes at Sacramento on 11/9 ... posted 8 points and a season-high 6 assists in 24:24 minutes at Minnesota on 3/12 ... registered 8 points and a season-high 5 rebounds in 20:33 minutes at Washington on 11/26 ... recorded 15 points with a career-high 5 three-pointers at Denver on 12/18 ... posted 16 points (5-11 FG, 1-4 3FG, 5-5 FT) in 22:33 minutes at Phoenix in 2/24 ... tallied 12 points and 3 rebounds vs. Houston on 12/7 ... finished with 13 points at Charlotte on 12/8 ... tallied 12 points vs. Sacramento on 3/1 ... posted 13 points vs. Chicago on 3/6 ... registered 22 DNP'S ... placed on the inactive list for two games ... saw action in nine playoff games ... totalled 22 points, 3 rebounds and 2 assists in 32 minutes of action ... registered eight DNP-CD's ... missed the final four games of the NBA Finals with an abscess removal on his right foot.

CAREER NOTES: Is in his fifth NBA season, his third with the Spurs ... spent two seasons with the Trail Blazers ... has appeared in 148 NBA games, averaging 5.7 points and 1.5 assists in 11.7 minutes ... has appeared in 22 playoff games, averaging 1.5 points in 3.7 minutes ... has also played professionally in China and Australia ... member of the Australian National Team since 2007 ... played for the Bombers in the 2008 Olympic Games in Beijing ... was the only collegiate basketball player competing in the 2008 Olympic Games ... the youngest player in the history of Australia to compete in the Olympic Games in basketball ... in six games he averaged a team-best 14.2 points per game while coming off the bench in each game ... scored 20 points in the quarterfinals against the United States while recording three assists, two steals, and no turnovers in 28 minutes ... helped the Bombers qualify for the 2012 Olympics by capturing the 2011 FIBA Oceanic Championship ... was the leading scorer in the 2012 Olympics in London, averaging 21.2 points ... helped guide the Boomers to the second round ... posted a tournament-high 39 points (9-15 FG, 5-7 3FG, 6-6) vs. Great Britain ... led the Boomers to the 2013 FIBA Oceania Championship.

CAREER TRANSACTIONS: Selected by the Trail Blazers in the second round (55th overall pick) of the 2009 NBA Draft ... signed by the Spurs (3/27/12) ... re-signed by San Antonio (7/13/12).

2011-12: Appeared in 16 games, starting three games, averaging 10.3 points, 2.4 assists and 1.8 rebounds in 16.3 minutes ... shot .485 (63-130) from the field, .429 (24-56) from three-point range and a perfect 15-of-15 from the foul line ... scored in double figures four times, including 20-or-more twice and 30-or-more once ... dished out 10-or-more assists once ... recorded one double-double ... led the team in scoring three times, assists once and steals once ... posted a career-high 34 points (14-25 FG, 4-10 3FG, 2-2 FT) and career-high 12 assists at Golden State on 4/26 ... finished with 27 points and 5 assists at Phoenix on 4/25 ... tallied 20 points (8-11 FG, 4-5 3FG, 2-2 FT), 2 rebounds and 2 assists at Cleveland on 4/3 ... finished with 14 points, 4 assists and 2 steals in his home debut vs. New Orleans on 4/6 ... registered three DNP - CD's ... on 4/6 ... registered three DNP - CD's ... appeared in eight playoff games, averaging 1.9 points in 3.9 minutes ... scored 9 points vs. Utah on 5/2.

2010-11: Played in 64 contests for the Trail Blazers, averaging 5.5 points and 1.7 assists in 12.2 minutes ... shot .412 (135-328) from the field, .353 (47-133) from three-point range and .766 (36-47) from the foul line ... scored in double figures 10 times ... posted what was career-best 23 points on 4/13 at Golden State ... tallied 14 points (6-8 FG, 2-2 FT) in 14 minutes on 3/2 at Sacramento ... scored 13 points on 1/9 vs. Miami, 11 of them coming in the fourth quarter ... registered 14 points on 1/5 at Houston ... posted 14 points and a career-high 5 steals on 1/2 vs. Houston ... tallied 12 points on 12/18 vs. Golden State ... appeared in two first round playoff games totaling one rebound in five minutes of action.

2009-10: Appeared in 10 with the Trail Blazers, averaging 2.6 points in 3.8 minutes ... scored 11 points 4/14 vs. Golden State ... in five games with D-League's Idaho Stampede, averaged 25.6 points and 5.4 assists, scoring 20-plus points four times ... posted 38 point (13-25 FG, 7-10 3-PT) and 12 assists at Reno in his first game with Idaho on 1/1 ... posted averages of 2.0 points, 1.0 assist and 4.0 minutes in three games in the first round of the playoffs.

PERSONAL: Uncle, Danny Morseay, is an NBL Hall of Fame member and played for the Australian National Team in the 1980 and 1984 Olympics ... named the "most promising new sports talent" at the 2006 Deadlys Awards, which honor Aboriginal and Torres Straight Islanders achievements in sports, music, entertainment and community.

NBA REGULAR SEASON STATISTICS

Year	TEAM	G	MINS	FGM-FGA	PCT	FG3-FG3A	FT%	FTM-FTA	PCT	OFF-DEF-TOT	R/G	AST	AG	PF	DQ	STL	BLK	PTS	AVG
09-10	POR	10	38	10-24	.417	2-4	.500	4-7	.571	1-1-2	0.2	5	0.5	6	0	4	0	26	2.6
10-11	POR	64	783	135-328	.412	47-133	.353	36-47	.766	19-32-51	0.8	109	1.7	63	0	27	1	353	5.5
11-12	SA	16	261	63-130	.485	24-56	.429	15-15	1.000	4-24-28	1.8	39	2.4	14	0	10	1	165	10.3
12-13	SA	58	656	113-241	.469	52-130	.400	16-19	.842	9-41-50	0.9	62	1.1	55	0	26	4	294	5.1
TOTALS		148	1737	321-723	.444	125-323	.387	71-88	.807	33-98-131	0.9	215	1.5	138	0	63	6	838	5.7

NBA PLAYOFF STATISTICS

Year	TEAM	G	MINS	FGM-FGA	PCT	FG3-FG3A	FT%	FTM-FTA	PCT	OFF-DEF-TOT	R/G	AST	AG	PF	DQ	STL	BLK	PTS	AVG
09-10	POR	3	12	2-4	.500	1-1	1.000	1-1	1.000	0-0-0	0.0	3	1.0	1	0	0	0	6	2.0
10-11	POR	2	5	0-2	.000	0-1	.000	0-0	---	0-1-1	0.5	0	0.0	0	0	0	0	0	0.0
11-12	SA	8	31	6-11	.545	3-5	.600	0-0	---	1-2-3	0.4	5	0.6	2	0	1	0	15	1.9
12-13	SA	9	31	5-10	.500	2-7	.286	0-0	---	1-2-3	0.3	2	0.2	2	0	0	0	12	1.3
TOTALS		22	79	13-27	.481	6-14	.429	1-1	1.000	2-5-7	0.3	10	0.5	5	0	1	0	33	1.5

CAREER HIGHS

	REGULAR SEASON HIGHS	PLAYOFF HIGHS
MINUTES	43, at Golden State, 4/26/12	14, vs. Utah, 5/2/12
POINTS	34, at Golden State, 4/26/12	9, vs. Utah, 5/2/12
REBOUNDS	5, at Golden State, 4/26/12	1, four times: latest at L.A. Clippers, 5/19/12
ASSISTS	12, at Golden State, 4/26/12	2, vs. Phoenix, 4/22/10
STEALS	2, vs. New Orleans, 4/6/12	1, vs. Utah, 5/2/12
BLOCKS	1, at Golden State, 4/26/12	N/A

TONY PARKER



HEIGHT 6-2 | **WEIGHT** 185 | **SEASON** Thirteenth
BIRTHDATE 5/17/82 | **BIRTHPLACE** Bruges, Belgium
HIGH SCHOOL INSEP (Paris, France)

SELECTED BY SAN ANTONIO IN THE FIRST ROUND
OF THE 2001 NBA DRAFT, 28TH OVERALL PICK

GUARD
9

2012-13: Earned All-NBA Second Team honors ... started in 66 games, averaging a team-high 20.3 points, 7.6 assists and 3.0 rebounds in 32.9 minutes ... shot .522 (519-995) from the floor, .348 (24-69) from three-point territory and .845 (279-330) from the free throw line ... scored in double figures 61 times, including 20-or-more points 40 times and 30-or-more 10 times ... dished out 10-or-more assists 17 times ... posted one triple-double and 17 double-doubles ... led the team in scoring 36 times, assists 52 times and steals 13 times ... ranked sixth in the NBA in assists ... led all guards in field goal percentage (.524) ... only player in the NBA to average 20-plus points, 7-or-more assists, shoot .500-or-better from the field and .800-or-better from the foul line ... selected as a reserve to his fifth NBA All-Star game ... named Player of the Month in January averaging a team-high 21.9 points, 7.9 assists, 2.5 rebounds and 1.13 steals in 33.3 minutes while shooting .563 (135-230) in 15 games ... named the NBA's Western Conference Player of the Week for games played from 1/21 - 1/27 ... registered his first triple-double with 27 points (9-18 FG, 8-9 FT), 12 assists and 12 rebounds at Houston on 12/10 ... finished with a season-high 33 points (15-23 FG, 3-4 FT) and 10 assists at Indiana on 11/23 ... hit the game-winner as time expired to give the Spurs an 86-84 win over Oklahoma City in the home opener on 11/1 ... posted 24 points (10-18 FG, 4-7 FT), a season-high 13 assists and 4 rebounds vs. Charlotte on 1/23 ... had 30 points (10-20 FG, 10-12 FT), 11 assists, 4 rebounds and 3 steals at Sacramento 2/19 ... recorded 32 points (14-27 FG, 1-4 3FG, 3-4 FT), 6 rebounds and 5 assists at Toronto on 11/25 ... posted 30 points, 6 assists and 4 rebounds vs. Memphis on 12/1 ... tallied 31 points and 10 assists vs. Houston on 12/28 ... recorded 23 points and 12 assists at Atlanta on 1/19 ... tallied 24 and 13 assists vs. New Orleans on 1/23 ... registered 23 points and 10 assists at Dallas on 1/25 ... posted 31 points and 7 assists vs. Phoenix 1/26 ... recorded 31 points, 8 assists, 5 rebounds and 2 steals at Minnesota on 2/6 ... tallied 31 points and 8 assists at Detroit on 2/8 ... finished with 29 points and 11 assists at Brooklyn 2/10 ... posted 24 points, 7 assists and 6 rebounds at Cleveland on 2/13 ... tallied 31 points and 7 assists at L.A. Clippers on 2/21 ... missed eight games (3/3-3/20) with a sprained right ankle ... was inactive for two games and registered six DNP-CD's ... started in all 21 playoff games, averaging a team-best 20.6 points, 7.0 assists and 3.2 rebounds in 36.4 minutes ... shot .460 (167-365) from the field, .355 (11-31) from three-point range and .777 (87-112) from the foul line ... scored in double figures in 20 games, including 10 games with 20-or-more and two games with 30-plus ... posted two double-doubles ... notched a career playoff-high 18 assists, to go along with 15 points, 5 rebounds and 3 steals in 41:54 minutes vs. Memphis on 5/21 in Game 2 of the WC Finals ... scored a postseason-high 37 points (15-21 FG, 1-1 3FG, 5-6 FT), including 25 in the second half, to go along with 6 assists in 39:34 minutes at Memphis on 5/27 in Game 4 of the WC Finals ... hit a key basket with 5.2 seconds remaining to help the Spurs secure a 92-88 win at Miami in Game 1 of the NBA Finals ... finished the game with 21 points (9-18 FG, 3-4 FT), 6 assists and no turnovers in 39:32 minutes ... one of just five players in NBA Finals history to finish with 20-or-more points, 5-plus assists and no turnovers in a Finals game ... tallied 28 points (9-20 FG, 1-2 3FG, 9-10 FT), 7 assists and 4 rebounds in 36:31 minutes vs. L.A. Lakers on 4/24 in Game 2 of the first round ... notched 28 points, 8 rebounds and 8 assists in 47:38 minutes vs. Golden State on 5/6 in Game 1 of the WC Semifinals ... tallied 32 points (13-23 FG, 2-4 3FG, 4-7 FT), 5 rebounds and 5 assists in 35:00 minutes at Golden State on 5/10 in Game 3 of the WC Semifinals ... recorded 25 points (9-16 FG, 7-10 FT) and 10 assists in 34:14 minutes vs. Golden State on 5/14 in Game 5 of the WC Semifinals ... posted 26 points (10-14 FG, 6-8 FT) and 5 assists in 35:43 minutes vs. Miami

on 6/16 in Game 5 of the Finals ... finished with 19 points, 8 assists, 3 rebounds and 2 steals in 42:39 minutes at Miami on 6/18 in Game 6 of the Finals.

CAREER NOTES: The 2007 NBA Finals MVP ... named to the All-NBA Second Team in 2011-12 and 2012-13 ... an All-NBA Third Team selection in 2008-09 ... a five-time NBA All-Star ... named the Gazzetta dello Sport European Player of the Year in 2008 ... named the 2003 Champion of French Champions by the French newspaper L'Equipe (the first basketball player ever to receive the award) ... on 10/30/01 vs. the L.A. Clippers became the youngest player ever to appear in a game with the Spurs making his NBA debut at 19 years and 166 days of age ... the previous record was held by Mark Olberding who was 19 years and 219 days old when he made his Spurs debut on 11/26/75 at Virginia ... is the Spurs all-time leader and ranks eighth among active players in assists (5,247) ... among Spurs all-time leaders ranks third in games played (872), fourth in points (14,917), fourth in FG made (5,911), eighth in 3PT-FG made (383), fifth in FT made (2,712) and seventh in steals (836) ... is the Spurs all-time playoff leader in assists (923) ... among Spurs all-time playoff leaders ranks second in points (3,305), second in games (173), second in field goals made (1,303), second in steals (170), fourth in rebounds (552) and free throws made (608) ... in his NBA career has appeared in 872 regular season games, averaging 17.1 points, 6.0 assists and 3.0 rebounds in 32.9 minutes ... has seen action in 173 playoff games, averaging 19.1 points, 5.3 assists and 3.2 rebounds in 36.4 minutes ... among active NBA playoff career leaders ranks fourth in field goals made (1,303), fourth in minutes played (6,288), fifth in assists (923), fifth in points (3,305), fifth in games played (173) and 10th in steals (169) ... appeared in more playoff games before his 24th birthday than any player in NBA history (a total of 77 ... Kobe Bryant is second on the list seeing action in 66 postseason games before his 24th birthday) ... a member of the French National Team since 2001 ... played for France in the 2001, 2003, 2005, 2007, 2011 and 2013 European Championships ... averaged 11.9 points and 2.9 assists in seven games as France finished third in the 2005 European Championship ... in the bronze medal game had 25 points and 5 assists as France beat Spain to claim its first medal in the European Championships since 1959 ... missed the 2006 World Championship after suffering a broken right index finger ... in the 2007 European Championship averaged 20.1 points, 3.3 rebounds and 2.8 assists in 30.9 minutes in nine games ... ranked second in the tournament in scoring and eighth in assists ... had a tournament-high 36 points to lead France to a 69-62 victory over Italy on 9/4 ... helped lead France to a second place finish in the 2011 European Championship, earning a spot in the 2012 Olympics ... earned All-Tournament honors, averaging 22.1 points, 4.4 assists and 3.5 rebounds 35.0 minutes ... ranked first in the tournament in scoring and fifth in assists ... led France to the second round of the 2012 Olympics, averaging 15.2 points, 3.2 assists and 2.8 rebounds in 30.2 minutes in six games ... finished with 27 points in France's 82-74 win over Lithuania ... earned MVP honors at the 2013 European Championship leading France to their first ever gold medal ... averaged 19.0 points, 3.3 assists and 2.1 rebounds in 29.6 minutes in 11 games ... in the semifinal game vs. Spain finished with a tournament-high 32 points ... was a member of France's Junior National Team in the European Junior Championships in both 1998 and 2000 ... played in the French minors in 1997-98 and 1998-99 before signing with Paris Saint Germain Racing in 1999 (the team changed its name to Paris Basket Racing prior to the 2000-01 season) ... attended the National Institute for Sports and Physical Education (INSEP) in Paris ... made a big splash at the 2000 Nike Hoop Summit in Indianapolis on 4/2/00 ... had 20 points, 7 assists, 4 rebounds and 2 steals in 30 minutes against top U.S. stars (including Darius Miles, Zach Randolph and Chris Duhon).

2011-12: Named to the All-NBA Second Team for the first time in his career ... started in all 60 games he appeared in, averaging 18.3 points, a career-best 7.7 assists and 2.9 rebounds in 32.0 minutes ... shot .480 (427-890) from the floor and .799 (227-284) from the free throw line ... ranked eighth in the league assists per game ... scored in double figures 52 times, including 20-or-more points 26 times, 30-or-more points seven times and 40-or-more points once ... dished out 10-or-more assists 13 times ... led the team in points 22 times, assists 51 times, steals 15 times and blocks twice ... registered 12 double-doubles ... named Western Conference Player of the Week 1/29-2/4 ... was named a Western Conference All-Star for the fourth time in his career ... won the Skills Challenge at All-Star Weekend with a time of 32.8 seconds ... became the Spurs all-time assist leader passing Avery Johnson vs. Oklahoma City on 2/4 ... recorded three 30+ points and 10+ assists games this season (3/14, 2/18, 2/15) ... marks the second time in his career that he has produced that statistical line at least three times in a single season ... finished with a season-high 42 points (16-29 FG, 10-12 FT), 9 assists, 3 rebounds and 2 steals vs. Oklahoma City on 2/4 ... had 32 points (12-19 FG, 8-9 FT) vs. New York on 3/7 ... tallied 37 points (12-24 FG, 13-13 FT) and 8 assists at Philadelphia on 2/8/12 ... recorded 30 points and 10

assists at L.A. Clippers on 2/18 ... registered 34 points and handed out 14 assists at Toronto on 2/15 ... registered 32 points and 6 assists vs. New York on 3/7 ... tallied 31 points and 7 assists vs. Washington on 3/12 ... posted 31 and 12 assists vs. Orlando on 3/14 ... finished with 28 points, handed out 8 assists and grabbed a season-high 5 rebounds vs. Houston on 1/11/12 ... recorded 20 points and a career-high 17 assists at New Orleans on 1/23 ... became the second Spur to post 20 points and 17 assists since Wes Matthews recorded 20 points and 17 assists vs. Portland on 4/13/86 ... his 17 assists was the highest output by a Spur since Avery Johnson's 20 assist performance vs. Vancouver on 12/17/97 ... finished with 29 points and 13 assists at L.A. Lakers on 4/17 ... scored 28 points vs. Utah on 4/8 ... posted 25 points, 9 assists and 7 rebounds at Orlando on 1/18/12 ... registered three DNP – CD's on 2/21 at Portland, 3/23 vs. Dallas and 4/9 at Utah ... was inactive vs. L.A. Clippers on 3/9 and was inactive for the final two games of the season ... started all 14 playoff games, averaging a team-best 20.1 points, 6.8 assists and 3.6 rebounds in 36.1 minutes ... shot .453 (102-225) and .807 (71-88) from the charity stripe ... ranked eighth in scoring and fourth in assists during the postseason ... scored in double figures 13 times, with 20-or-more six times and 30-or-more once ... handed out 10-or-more assists three times and posted two double-doubles ... led the team in scoring eight times and in assists in 11 games ... finished with a postseason-high 34 points (16-21 FG, 1-2 3FG, 1-2 FT) and 8 assists in Game 2 vs. Oklahoma City on 5/29 ... tallied 29 points, 12 assists, 3 rebounds and 2 steals in 42 minutes in Game 6 at Oklahoma City on 6/6 ... registered 23 points and 10 assists in Game 3 at L.A. Clippers on 5/19 ... finished with 22 points, 5 assists, 5 rebounds and 3 steals in Game 2 vs. L.A. Clippers on 5/17 ... recorded 28 points (10-19 FG, 8-10 FT), 8 assists and 4 rebounds in Game 1 vs. Utah on 4/29 ... finished with 27 points (10-17 FG, 7-8 FT) and 6 assists in Game 3 at Utah on 5/5.

2010-11: Started all 78 games he appeared in, averaging a team-best 17.5 points, 6.6 assists, 3.1 rebounds and 1.15 steals in 32.4 minutes ... shot .519 (555-1,069) from the field, .357 (25-70) from the three-point line and .769 (233-303) from the free throw line ... ranked 15th in the NBA in assists per game and 17th in field goal percentage ... scored in double figures 69 times, including 29 20-plus games and four 30-plus games ... posted eight double-doubles ... led the team in scoring 29 times, assists 55 times and steals 25 times ... named NBA Western Conference Player of the Week for games played 12/13-12/19 and again for games played 3/7-3/13 ... he and LeBron James were the only two players in the league to average at least 15.0 points, 5.0 assists and 3.0 rebounds, while shooting at least 50.0% from the field ... recorded a season-high 37 points (15-21 FG, 1-1 3FG, 6-10 FT) and 9 assists in 41 minutes vs. Memphis on 12/18 ... posted 17 points and tied a career-high with 15 assists in 34 minutes vs. Golden State on 3/21 ... tallied 33 points (14-22 FG, 1-2 3FG, 4-5 FT), 4 rebounds and 3 assists in 39 minutes at Dallas on 3/18 ... finished with 31 points (15-23 FG, 1-1 FT), 6 assists, 3 rebounds and 2 steals in 42 minutes at Houston on 4/1 ... recorded 30 points (11-15 FG, 2-2 3FG, 6-6 FT) and season-high 7 rebounds, 4 assists and 2 steals in 32 minutes vs. Denver on 1/16 ... recorded 21 points (9-14 FG, 1-1 3FG, 2-2 FT) and 13 assists in 33 minutes vs. New York on 1/21 ... posted 20 points (8-15 FG, 1-2 3FG, 3-3 FT) and 14 assists in 36 minutes vs. Washington on 12/26 ... finished with 21 points (8-17 FG, 5-6 FT), 14 assists and a season-high 5 steals in 41 minutes vs. Houston on 11/6 ... tallied 24 points (9-15 FG, 2-2 3FG, 4-6 FT), 10 assists and 3 rebounds in 36 minutes vs. Orlando on 11/22 ... recorded 26 points (10-16 FG, 6-6 FT), 5 rebounds, and 4 assists in 35 minutes at Atlanta on 4/5 ... posted 27 points (11-18 FG, 2-2 3FG, 3-4 FT) and 6 assists in 35 minutes vs. Sacramento on 3/11 ... missed one game (3/28 vs. Portland) with a left patella contusion ... diagnosed with strained left soleus on 2/28 ... was inactive two games (3/1-3/2) ... started all six games vs. Memphis in the first round of the playoffs ... averaged 19.7 points, 5.2 assists, 2.7 rebounds and 1.33 steals in 36.8 minutes ... scored in double figures in six games, including four games with 20-plus ... posted 24 points (9-20 FG, 6-9 FT) and 9 assists in 44 minutes in Game 5 vs. Phoenix on 4/27.

2009-10: Appeared in 56 games, including 50 starts, averaging 16.0 points, 2.4 rebounds and 5.7 assists in 30.9 minutes... shot .487 (349-716) from the floor, .294 (10-34) from the three-point line and .756 (186-246) from the free throw line ... scored in double figures 46 times, including 17 20-plus games and one 30-plus game ... led the team in scoring 16 times, assists 34 times, steals 8 times and blocks once ... handed out 10-plus assists four times and recorded three double-doubles ... finished with a season-high 32 points (10-18 FG, 12-17 FT), 7 assists, 4 rebounds and 2 steals in 30 minutes vs. Golden State on 11/25 ... posted 14 points, a career-high 14 assists and a season-high 4 steals in 27 minutes at L.A. Clippers on 2/6 ... registered 28 points (12-24 FG, 3-5 3FG, 1-2 FT) and 8 assists in 41 minutes at Oklahoma City on 1/13 ... tallied 28 points (11-20 FG, 2-3 3FG, 4-6 FT) in 39 minutes at Indiana on 2/17 ... recorded 27 points (8-14 FG, 11-12 FT), 5 assists and 4 rebounds in 36 minutes vs. Denver on

12/5 ... finished with 24 points (10-16 FG, 4-4 FT), 7 assists, 3 rebounds and 2 steals in 27 minutes vs. Sacramento on 10/31 ... posted 23 points (9-11 FG, 4-9 FT), 6 assists and 3 rebounds in 37 minutes at Toronto on 1/3 ... registered a double-double with 22 points (8-17 FG, 6-6 FT) and 10 assists in 36 minutes vs. Houston on 1/22 ... finished with 18 points (8-14 FG, 2-4 FT), 11 assists and 3 rebounds in 34 minutes vs. Sacramento on 12/9 ... suffered a fractured fourth right metacarpal in the second quarter at Memphis on 3/6 forcing him to miss 16 games ... returned to action at Sacramento on 4/6 ... missed seven games due to a sprained left ankle (11/9-11, 11/18-19 and 1/29 -2/3) and two games due to left hip flexor sprain (2/11 and 2/21) ... missed one game due to illness (at Houston on 2/26)... in total missed 26 games due to injury or illness ... appeared in all 10 playoff games, averaging 17.3 points, 5.4 assists and 3.8 rebounds in 33.5 minutes... only Spur to score in double figures in all 10 playoff games... finished with a playoff-high 26 points (11-21 FG, 4-4FT) and dished out 3 assists in 36 minutes in Game 1 at Phoenix on 5/3... chipped in 23 points (10-16 FG, 3-5 FT) in 33 minutes in Game 3 vs. Dallas on 4/23... scored 10 points, grabbed 7 rebounds and dished out 8 assists in series-clinching win vs. Dallas on 4/29.

2008–09: Earned All-NBA Third Team honors ... the first European-born point guard to be named to an All-NBA Team ... averaged 22.0 points, 6.9 assists and 3.1 rebounds in 34.1 minutes ... shot .506 (639-1,263) from the field, .292 (19-65) from three-point land and .782 (284-363) from the line ... started 71 of 72 games (came off the bench on 11/28 vs. Memphis after missing the previous nine games with a sprained left ankle) ... named an NBA All-Star for the third time in his career ... ranked 11th in the NBA in assists, 12th in scoring and 20th in FG percentage ... he and Chris Paul were the only two players in the league to average 5.0-or-more assists while shooting over .500 from the field ... twice named the Western Conference Player of the Week: averaged 27.5 points and 8.3 assists to lead the Spurs to a 3-1 record from 1/26–2/1 and averaged 25.0 points and 6.0 assists while the Spurs were 3-0 from 3/23–3/29 ... posted 15 double-doubles ... led the team in assists 59 times, in scoring 41 times and in steals 23 times ... scored in double figures 66 times, had 20-or-more 42 times and 30-plus 13 times ... scored a career-high 55 points – along with 10 assists and 7 boards – at Minnesota on 11/5 ... joined Oscar Robertson as the second player in NBA history to record 55-or-more points, 10-or-more assists and 5-or-more rebounds in a single game ... had 42 points (18-25 FG, 6-6 FT) and 10 assists in 39:12 minutes at Atlanta on 3/25 ... had 39 points, 9 assists and 5 rebounds vs. Portland on 2/25 ... finished with 37 points two times: vs. Dallas on 2/24 and at Dallas on 3/4 ... led the team in scoring for 14-straight games (from 2/24–3/20) and in 18 of 19 games (from 2/24–3/29) ... during that 19-game span averaged 26.2 points and 7.9 assists ... missed nine games (11/11–11/26) after suffering a sprained left ankle vs. Miami on 11/7 ... recorded a DNP-CD at Denver on 2/3 ... in the 2009 playoffs averaged 28.6 points, 6.8 assists, 4.2 rebounds and 1.20 steals in 36.2 minutes in five games ... shot .546 (59-108) from the field and .710 (22-31) from the line ... scored a playoff career-high 43 points (18-29 FG, 2-5 3PT-FG, 5-8 FT) in Game 4 at Dallas on 4/25 ... had 38 points (16-22, 0-2 3PT-FG, 6-9 FT) and 8 assists in Game 2 vs. Dallas on 4/20.

2007–08: Appeared in 69 games ... averaged 18.8 points, 6.0 assists and 3.2 rebounds in 33.5 minutes ... shot .494 (515-1043) from the field, .258 (17-66) from three-point land and .715 (248-347) from the line ... ranked 14th in the NBA in assists ... named the NBA Western Conference Player of the Week on 11/26 after averaging 26.5 points, 8.3 assists and 3.0 rebounds as the Spurs posted a perfect 4-0 week ... led the team in scoring 24 times, assists 52 times and steals 13 times ... scored in double figures 63 times ... finished with 20-or-more 32 times and 30-plus four times ... posted three double-doubles ... had back-to-back 30 point games in November: had 31 points and 9 assists at Atlanta on 11/20 and finished with 32 points and 9 assists vs. Orlando on 11/21 ... had 32 points and 11 assists at Sacramento on 4/14 ... scored 31 points and handed out 8 assists in a season-high 42:18 minutes at Golden State on 1/7 ... had 29 points (12-18 FG, 5-7 FT) and 11 assists vs. Washington on 11/28 ... in the final game of the season posted his third double-double finishing with 24 points and a season-high 12 assists in 29:19 minutes vs. Utah on 4/16 ... missed 13 games due to injury ... missed four games (12/13–12/19) with a sprained left ankle and missed nine games (1/29–2/19) due to left ankle inflammation ... in the 2008 Playoffs averaged 22.4 points, 6.1 assists and 3.7 rebounds in 38.5 minutes ... ranked 10th in the postseason in scoring, 10th in assists and 13th in FG percentage (with a .497 mark) ... was the only Spur to score in double figures in all 17 playoff games ... finished with 20-or-more 10 times and had 30-plus five times ... posted three double-doubles in the postseason ... scored a playoff career-high 41 points (17-26 FG, 1-3 3PT-FG, 6-7 FT) – to go along with 12 assists, 5 rebounds and 2 steals – in 40:30 minutes in Game 3 at Phoenix on 4/25 (the fourth Spur to score 40-plus in a playoff game, joining Duncan, Gervin and Robinson) ... finished with 31 points and 11 assists in 40:41 minutes in Game 3 vs. New Orleans

on 5/8 ... had 18 points, a playoff-career-high 10 rebounds and 6 assists in 41:03 minutes in Game 1 at Los Angeles on 5/21 ... scored 32 points in Game 2 vs. Phoenix on 4/22 ... had 31 points and 8 assists in Game 5 vs. Phoenix on 4/29 ... logged a playoff-career-high 51:28 minutes (scoring 26 points) before fouling out in the Spurs double-overtime Game 1 win vs. Phoenix on 4/19.

2006-07: Named the 2007 Finals MVP ... first European-born player to win the award ... appeared in 77 regular season games ... averaged 18.6 points, 5.5 assists, 3.2 rebounds and 1.06 steals in 32.5 minutes ... shot .520 (570-1,096) from the field, .395 (15-38) from three-point land and .783 (274-350) from the line ... he and Steve Nash were the only players in the league to average at least 15.0 points and 5.0 assists while shooting .500 from the field ... named an All-Star for the second-straight season (had 8 points and a game-high 10 assists in 23:44 minutes in the 2007 All-Star Game) ... ranked 27th in the NBA in scoring, 19th in assists and 19th in FG percentage ... led the team in scoring 28 times, assists 46 times and steals 20 times ... scored in double figures 68 times with 20-or-more 31 times and 30-or-more four times ... posted four double-doubles ... scored a season-best 35 points vs. Phoenix on 4/5 ... had 33 points (12-17 FG, 9-12 FT) and 6 assists vs. New York on 11/11 ... finished with 30 two times: vs. Boston on 3/17 and vs. Portland on 4/9 ... handed out a career-high 15 assists vs. the Clippers on 12/8 ... missed three games (1/7, 3/3 and 3/5) with a left hip strain ... was on the inactive list for the final two games of the season ... in the 2007 Playoffs averaged 20.8 points, 5.8 assists, 3.4 rebounds and 1.10 steals ... scored in double figures in all 20 games ... had 20-or-more 11 times and 30-or-more three times ... finished with 32 points, 8 assists and 3 steals in Game 1 at Phoenix on 5/6 ... scored 30 points in 41:07 minutes in Game 6 vs. Phoenix on 5/18 ... had 30 points (13-20 FG, 1-1 3PT-FG, 3-4 FT) in Game 2 vs. Cleveland on 6/10 ... posted two double-doubles: had 16 points and a game-high 10 assists in Game 5 vs. Denver on 5/2 and finished with 17 points and a playoff-career-high 14 assists in 39:27 minutes in Game 2 vs. Utah ... in the Finals averaged a team-high 24.5 points and shot a team-best .568 (42-74) from the field.

2005-06: Led the team in scoring and assists (marking the first time in the Spurs 30-year NBA history that a point guard led the team in scoring) ... averaged 18.9 points, 5.8 assists, 3.3 rebounds and 1.04 steals in 33.9 minutes in 80 games ... shot .548 (623-1,136) from the field, .306 (11-36) from three-point land and .707 (253-358) from the line ... ranked third in the NBA in FG percentage ... the first time since 1974-75 that a point guard ranked in the top three in FG percentage (when Golden State's Butch Beard ranked second in the NBA with a .528 mark) ... his .548 mark is the 10th highest single-season mark ever recorded by a point guard ... ranked 27th in the NBA in scoring and 19th in assists ... named the Western Conference Player of the Week on 2/13 after leading the Spurs to a perfect 3-0 week while averaging 22.7 points and 8.3 assists (the first Spurs point guard to earn player of the week honors) ... led the team in scoring 30 times, in assists 50 times and in steals 22 times ... posted eight double-doubles ... scored in double figures 74 times ... finished with 20-or-more 36 times and 30-or-more four times ... scored a career-high 38 points (13-18 FG, 2-2 3PT-FG, 10-13 FT) in 38:55 minutes at Miami on 1/20 ... finished with a game-high 32 points (12-19 FG, 8-8 FT) and a season-high 13 assists at Toronto on 2/8 ... hit 12-13 FG and 4-4 FT to finish with 28 points in 35:08 minutes at Memphis on 1/16 ... became the ninth player in Spurs history to be named to an All-Star Team (had 8 points and 4 assists in 20 minutes in the 2006 All-Star Game) ... teamed with Steve Kerr and Kendra Wecker to win the Shooting Stars competition (they set an event record finishing the shooting challenge in 25.1 seconds) ... did not play at the L.A. Clippers on 3/28 due to a right shin contusion ... logged a DNP-CD in the season finale at Houston on 4/19 ... in the 2006 playoffs averaged 21.1 points, 3.8 assists and 3.6 rebounds in 36.5 minutes ... scored 20-or-more eight times in the postseason ... scored 33 points in 45:37 minutes at Dallas on 5/15 ... finished with 31 points, 5 rebounds and 4 assists at Sacramento on 5/5.

2004-05: Appeared in 80 games, averaging 16.6 points, 6.1 assists, 3.7 rebounds and 1.23 steals in 34.2 minutes ... shot .482 (539-1,118) from the field, .276 (43-156) from three-point land and .650 (210-323) from the line ... ranked 13th in the NBA in assists ... ranked third among NBA point guards in field goal percentage (behind Steve Nash and Jason Terry) ... posted single-season career highs in assists, rebounds and steals ... recorded seven double-doubles ... scored in double figures 71 times with 20-or-more 29 times and 30-or-more twice ... had a season-high 35 points – along with 12 assists and 6 rebounds – in 46 minutes at Golden State on 4/10 ... scored the game-winning layup with 2.9 seconds left to give the Spurs a 136-134 double-overtime victory (the previous night had 27 points and 9 assists in a career-high 53 minutes in the Spurs 125-124 double-overtime win at the L.A. Clippers on 4/9) ... finished with 30 points at Phoenix on 3/9 ... faked a three and then drove to the basket for

the game winning layup with 7.8 seconds left in the Spurs 80-79 victory at the L.A. Clippers on 1/19 (in the game scored 15 of his game-high 25 points in the third quarter) ... scored 20-plus in five-straight games (2/3–2/13) averaging 22.6 points while shooting .537 (44-82) from the field during the span ... averaged 18.1 ppg in the final 56 games of the season after averaging 13.3 ppg in his first 24 games ... Spurs were 22-2 when he handed out 8-or-more assists ... did not play at New Orleans on 3/14 due to a left quadriceps contusion and did not dress at Memphis on 4/18 due to a stomach virus ... in the 2005 playoffs averaged 17.2 points, 4.3 assists and 2.9 rebounds in 37.3 minutes ... in the postseason ranked 29th in scoring and 18th in assists ... scored in double figures 22 times in 23 playoff games with 20-or-more seven times ... finished with 29 points three times: had 29 points and 7 assists in the Spurs Game 4 win at Denver on 5/2, finished with 29 points in the Spurs Game 1 win vs. Seattle on 5/8 and had 29 points and 7 rebounds in the Spurs Game 1 win at Phoenix on 5/22 ... averaged 20.4 points in the Western Conference Finals versus Phoenix.

2003–04: Appeared in 75 games, averaging 14.7 points, 5.5 assists and 3.2 rebounds in 34.4 minutes per contest ... shot .447 (423-946) from the field, .312 (62-199) from three-point land and .702 (191-272) from the line ... ranked 16th in the NBA in assists ... scored in double figures 63 times with 20-or-more 12 times ... posted seven double-doubles ... scored a season-high 29 points three times: vs. Denver on 2/28, at Golden State on 3/15 and at the L.A. Lakers on 4/4 ... had a season-best 14 assists – along with 19 points – in 32 minutes vs. the L.A. Clippers on 12/23 ... recorded a career-high 6 steals at Seattle on 3/3 ... hit a 21-foot jumper with 3.8 seconds left to give the Spurs an 86-84 win at Phoenix on 1/23 ... missed the first seven games of the season after suffering a sprained left ankle in a preseason game vs. New York on 10/17 ... in the postseason averaged 18.4 points, 7.0 assists, 2.1 rebounds and 1.30 steals in 38.6 minutes in the team's 10 playoff games ... tied for fifth in assists in the postseason and ranked 16th in scoring ... scored in double-figures eight times in the postseason ... in the first round versus Memphis averaged 21.0 points, 8.5 assists and 2.0 rebounds in 37.0 minutes ... had 29 points and 13 assists in the Spurs series-clinching Game 4 win at Memphis on 4/25 ... had 30 points in the Spurs Game 2 win vs. the Lakers on 5/5.

2002–03: One of two Spurs to appear in all 82 games (along with Bruce Bowen) ... averaged 15.5 points, 5.3 assists and 2.6 rebounds in 33.8 minutes ... shot .464 (484-1,043) from the field, .337 (82-243) from three-point land and .755 (219-290) from the line ... his 15.5 ppg scoring average was the highest by a Spurs point guard since James Silas averaged 17.7 ppg in 1979–80 ... scored 20-or-more points 21 times and the Spurs were 20-1 in those games ... led the team in assists 49 times and in scoring 13 times ... scored a season-high 32 points three times: had 32 points and 6 assists in 35 minutes vs. Dallas on 12/11 ... finished with 32 points and 10 assists at Chicago on 12/28 ... had 32 points in 40 minutes vs. Sacramento on 3/1 ... posted four double-doubles ... had 10 points and 12 assists vs. Minnesota on 11/11 ... finished with 20 points, a season-high 13 assists and 6 rebounds at Orlando on 1/31 ... had 21 points, 10 assists and 8 rebounds at Golden State on 2/5 ... played for the Sophomore squad in the 2003 Rookie Challenge finishing with 8 points, 6 assists and 3 rebounds in 23 minutes ... participated in the inaugural Skills Challenge at the 2003 NBA All-Star Weekend ... started all 24 playoff games, averaging 14.7 points, 3.5 assists and 2.8 rebounds in 33.9 minutes ... scored in double-figures 15 times in the postseason with 20-or-more seven times (Spurs were 6-1 in those games) ... twice finished with 29 points: at Phoenix on 4/25 and at Dallas on 5/23 ... had 27 points and 5 assists in the Spurs Game 6 series-clinching win at Los Angeles on 5/15 ... had 25 points and 5 assists in 44 minutes in the Spurs Game 4 win at Dallas on 5/25 ... finished with 26 points and 6 assists in 43 minutes in the Spurs Game 3 win at New Jersey on 6/8.

2001–02: Named to the All-Rookie First Team becoming the first foreign-born guard to earn the honor ... appeared in 77 games ... averaged 9.2 points, 4.3 assists, 2.6 rebounds and 1.16 steals in 29.4 minutes ... shot .419 (268-639) from the field, .323 (61-189) from three-point land and .675 (108-160) from the line ... led the team in assists and steals ... moved into the starting lineup in the fifth game of the season and finished with 12 points, 4 assists and 3 rebounds in 32 minutes vs. Orlando on 11/6 ... earned 72 starts ... the only rookie on the Spurs roster ... among NBA rookies ranked eighth in scoring, second in assists, seventh in steals, fifth in three-pointers made and fifth in minutes ... scored a season-high 22 points in 38 minutes at Charlotte on 11/8 ... posted two double-doubles: had 16 points and a career-best 10 rebounds in a season-high 45 minutes vs. Houston on 3/7 and finished with 14 points and a season-best 10 assists vs. Detroit on 4/12 ... led the team in assists 35 times and in steals 27 times ... twice hit game-winning shots during the season: hit an 18-foot jumper with 6.8 seconds left to give the Spurs a

90-88 win at Seattle on 4/3 ... connected on a coast-to-coast layup at Utah on 4/17 with 2.0 seconds left as the Spurs beat the Jazz 86-84 to claim the Midwest Division Title ... missed five games after suffering a sprained right ankle at New Jersey on 1/14 (on the injured list from 1/15-1/25) ... played in the 2002 Rookie Challenge and finished with 6 points, 8 assists and 3 steals in 21 minutes for the victorious Rookie squad ... in 10 playoff games averaged 15.5 points, 4.0 assists and 2.9 rebounds in 34.1 minutes ... finished with 24 points and 5 assists in Game 3 vs. the Lakers ... had 23 points, 5 rebounds and 4 assists in Game 3 at Seattle on 4/27.

2000-01: Appeared in 30 games as the starting point guard for Paris Basket Racing in the French A League ... in French League play averaged 14.7 points, 5.6 assists, 2.7 rebounds and 2.30 steals in 33.1 minutes per contest ... shot .489 (163-333) from the field, .304 (34-112) from three-point land and .748 (80-107) from the line ... posted a 2.55-to-1 assist-to-turnover ratio ... played in the 2001 French All-Star Game ... had 10 points and 3 assists in 15 minutes of action ... in European Cup play averaged 14.3 points, 3.1 assists and 1.8 rebounds in 31.4 minutes in 10 games.

1999-2000: In his first season with Paris Saint Germain Racing in the French A League appeared in 23 games as the team's backup point guard ... averaged 3.9 points and 1.7 assists in 10.0 minutes in French league play ... also saw action in 11 games in the European Cup ... averaged 5.8 points and 1.8 assists in 13.2 minutes in the tournament.

PERSONAL: Full name is William Anthony Parker ... was born in Belgium and raised in France ... fluent in English and French ... father, Tony Sr., played at Loyola in Chicago and then on the professional level overseas ... his mother is from Amsterdam and currently lives in Paris ... has two younger brothers, TJ and Pierre ... TJ played three seasons at Northwestern University and is now in his third professional season in France ... spends a lot of time on the internet ... has his own website: TP9.net ... donates a block of 20 tickets for each home game to underprivileged youth ... a big video game fan (enjoys all of the sports games) ... favorite movies include Face/Off, Men of Honor, Bad Boys and Meet Joe Black ... likes rap, listing Jay-Z, 50 Cent and the Ruff Ryders as his favorites.

NBA REGULAR SEASON STATISTICS

Year	TEAM	G	MIN	FGM-FGA	PCT	FTM-FTA	FT%	FG3-FG3APCT	OFF-DEF-TOT	R/G	AST	A/G	PF	DQ	STL	BLK	PTS	AVG		
01-02	SA	77	2267	268-639	.419	108-160	.675	61-189	.323	33-164	197	2.6	334	4.3	166	1	89	7	705	9.2
02-03	SA	82	2774	484-1043	.464	219-290	.755	82-243	.337	33-183	216	2.6	432	5.3	174	2	71	4	1269	15.5
03-04	SA	75	2577	423-946	.447	191-272	.702	62-199	.312	43-194	237	3.2	411	5.5	148	0	61	7	1099	14.7
04-05	SA	80	2735	539-1118	.482	210-323	.650	43-156	.276	47-251	298	3.7	491	6.1	167	0	98	4	1331	16.6
05-06	SA	80	2715	623-1136	.548	253-358	.707	11-36	.306	38-223	261	3.3	460	5.8	161	1	83	4	1510	18.9
06-07	SA	77	2499	570-1096	.520	274-350	.783	15-38	.395	34-216	250	3.2	420	5.5	137	0	82	6	1429	18.6
07-08	SA	69	2312	515-1043	.494	248-347	.715	17-66	.258	30-191	221	3.2	411	6.0	93	0	55	8	1295	18.8
08-09	SA	72	2456	639-1263	.506	284-363	.782	19-65	.292	27-196	223	3.1	496	6.9	110	0	67	4	1581	22.0
09-10	SA	56	1728	349-716	.487	186-246	.756	10-34	.294	7-128	135	2.4	317	5.7	96	0	29	8	894	16.0
10-11	SA	78	2528	555-1069	.519	233-303	.769	25-70	.357	30-208	238	3.1	513	6.6	135	0	90	3	1368	17.5
11-12	SA	60	1923	427-890	.480	227-284	.799	14-61	.230	22-149	171	2.9	463	7.7	75	0	57	5	1095	18.3
12-13	SA	66	2173	519-995	.522	279-330	.845	24-68	.353	18-180	198	3.0	499	7.6	92	0	54	6	1341	20.3
TOTALS		872	29559	5911-11954	.494	2712-3626	.748	383-1225	.313	362-2283	2645	3.0	5247	6.0	1554	4	836	66	14917	17.1

NBA PLAYOFF STATISTICS

Year	TEAM	G	MIN	FGM-FGA	PCT	FTM-FTA	FT%	FG3-FG3APCT	OFF-DEF-TOT	R/G	AST	A/G	PF	DQ	STL	BLK	PTS	AVG	
01-02	SA	10	341	62-136	.456	21-28	.750	10-27	.370	5-24-29	2.9	4.0	4.0	22	0	9	1	155	15.5
02-03	SA	24	814	135-335	.403	67-94	.713	15-56	.268	8-58-66	2.8	8.5	3.5	51	0	22	3	352	14.7
03-04	SA	10	386	72-168	.429	23-35	.657	17-43	.395	5-16-21	2.1	7.0	7.0	15	0	13	1	184	18.4
04-05	SA	23	858	166-366	.454	55-87	.632	9-48	.188	13-53-66	2.9	10.0	4.3	69	0	17	2	396	17.2
05-06	SA	13	475	104-226	.460	64-79	.810	2-9	.222	8-39-47	3.6	5.0	3.8	31	0	13	1	274	21.1
06-07	SA	20	751	168-350	.480	72-106	.679	7-21	.333	14-53-67	3.4	11.5	5.8	34	0	22	0	415	20.8
07-08	SA	17	654	152-306	.497	70-93	.753	7-20	.350	10-53-63	3.7	10.3	6.1	37	1	16	1	381	22.4
08-09	SA	5	181	59-108	.546	22-31	.710	3-14	.214	1-20-21	4.2	3.4	6.8	13	0	6	1	143	28.6
09-10	SA	10	335	73-154	.474	25-42	.595	2-3	.667	9-29-38	3.8	5.4	5.4	20	0	6	0	173	17.3
10-11	SA	6	221	43-93	.462	31-41	.756	1-8	.125	1-15-16	2.7	3.1	5.2	10	0	8	2	118	19.7
11-12	SA	14	506	102-225	.453	71-88	.777	7-21	.333	8-42-50	3.6	9.5	6.8	23	0	13	0	282	20.1
12-13	SA	21	765	167-385	.458	87-112	.777	11-31	.355	14-54-68	3.2	14.6	7.0	26	0	24	3	432	20.6
TOTALS		165	6287	1303-2832	.460	608-836	.727	91-301	.302	96-456-552	3.2	9.23	5.3	351	0	169	15	3305	19.1

NBA ALL-STAR STATISTICS

Year	TEAM	G	MIN	FGM-FGA	PCT	FTM-FTA	FT%	FG3-FG3A	PCT	OFF-DEF-TOT	R/G	AST	A/G	PF	DQ	STL	BLK	PTS	AVG
05-06	SA	1	20	3-8	.375	2-2	1.000	0-1	.000	0-0-0	0.0	4	4.0	1	0	0	0	8	8.0
06-07	SA	1	24	4-7	.571	0-0	---	0-0	---	0-2-2	2.0	10	10.0	0	0	1	0	8	8.0
08-09	SA	1	20	7-11	.636	0-0	---	0-2	.000	0-4-4	4.0	4	4.0	0	0	2	0	14	14.0
11-12	SA	1	12	3-5	.600	0-0	---	0-0	---	1-1-2	2.0	4	4.0	0	0	0	0	6	6.0
12-13	SA	1	22	5-10	.500	2-2	1.000	1-3	.333	0-1-1	1.0	5	5.0	0	0	2	0	13	13.0
TOTALS		5	99	22-41	.537	4-4	1.000	1-6	.167	1-8-9	1.8	27	5.4	1	0	5	0	49	9.8

CAREER HIGHS

	REGULAR SEASON HIGHS	PLAYOFF HIGHS
MINUTES	53, at L.A. Clippers, 4/9/05	51, vs. Phoenix, 4/19/08
POINTS	55, at Minnesota, 11/5/08	43, at Dallas, 4/25/09
REBOUNDS	12, at Houston, 12/10/12	10, at L.A. Lakers, 5/21/08
ASSISTS	17, at New Orleans, 1/23/12	18, vs. Memphis, 5/21/13
STEALS	6, vs. Seattle 3/3/04	4, at Dallas, 4/25/09
BLOCKS	2, twice: latest at Houston, 3/24/13	1, 15 times: latest at Miami, 6/9/13

TIAGO SPLITTER

HEIGHT 6-11 | WEIGHT 245 | SEASON Fourth
BIRTHDATE 1/1/85
BIRTHPLACE Blumenau, Santa Catarina, Brazil

SIGNED BY SAN ANTONIO IN THE FIRST ROUND
OF THE 2007 NBA DRAFT, 28TH OVERALL PICK



FORWARD

22

2012-13: Led the team appearing in 81 games, starting in 58, averaging a career-high 10.3 points, 6.4 rebounds and 1.6 assists in 24.6 minutes ... shot .560 (315-563) from the floor and a career-best .730 (208-285) from the free throw line ... scored in double figures 49 times, including 20-or-more three times ... posted 14 double-doubles ... recorded 10-or-more rebounds 15 times ... led the team in points twice, rebounds 19 times, blocks 16 times, steals 10 times and assists twice ... ranked seventh in the NBA in field goal percentage ... made more field goals (315) than he did in his first two seasons (313) ... had a streak of 16-straight games (1/9-2/11) scoring in double figures and another streak of nine straight games (12/5-12/18) ... finished with a season-high 25 points (10-11 FG, 5-6 FT) and 7 rebounds vs. New Orleans on 1/23 ... posted a double-double with 21 points (9-11 FG, 3-5 FT), 10 rebounds and 3 assists vs. OKC on 3/11 ... recorded 23 points (9-11 FG, 5-5 FT) and 3 rebounds at Boston on 11/21 ... tallied 15 points (4-5 FG, 7-8 FT), 12 rebounds, a career-high 7 assists and 2 blocks at Washington on 11/26 ... put up 14 points and tied a career-high with 14 rebounds vs. L.A. Lakers on 1/9 ... recorded 13 points and 12 rebounds at Dallas on 1/25 ... recorded 14 points (6-8 FG, 2-2 FT) and 11 rebounds vs. Sacramento on 3/1 ... pulled down 10 rebounds and swatted a career-high 4 blocks vs. Utah on 3/22 ... posted 12 points, 12 rebounds, 6 assists, 3 blocks and 2 steals vs. Sacramento on 4/12 ... sat out the final game of the season ... appeared in 19 playoff games, starting in 15, averaging 6.1 points, 3.1 rebounds and 1.2 assists in 20.5 minutes ... shot .536 (45-84) from the field ... recorded a postseason-high 14 points (6-8 FG, 2-2 FT), 4 rebounds and 2 steals in 31:08 minutes at Golden State on 5/16 in Game 6 of the WC Semifinals ... finished with 14 points (6-8 FG, 2-2 FT), a career playoff-high 4 blocks and 4 rebounds in 33:40 minutes vs. Memphis on 5/21 in Game 2 of the WC Finals ... recorded 8 points and grabbed 5 rebounds in 23:49 minutes vs. Miami on 6/11 in Game 3 of the Finals ... handed a career postseason-high 4 assists vs. L.A. Lakers on 4/21 in Game 1 of the first round ... finished with 4 points, 6 rebounds and a career playoff-high 4 steals in 25:26 minutes vs. Golden State on 5/14 in Game 5 of the WC Semifinals.

CAREER NOTES: Is in fourth NBA season, all with the Spurs ... re-signed with the Silver and Black on 7/13/13 ... has appeared in 200 games, averaging 8.3 points, 5.1 rebounds and 1.1 assists in 19.2 minutes ... a career .572 (628-1,097) shooter from the floor ... has appeared in 35 playoff games, averaging 6.1 points, 3.1 rebounds and 1.0 assists in 17.3 minutes ... has played professionally since the age of 15 ... signed by Caja Laboral in April of 2000 ... led Caja Laboral to four Spanish League regular season titles (2004, 2005, 2007 and 2009) and two Spanish League championships (2008 and 2010) ... helped lead Caja Laboral to at least the quarterfinals of the Euroleague Championship six straight seasons (including four straight semifinal appearances from 2004-08) ... earned All-Euroleague First Team honors in 2007-08 and was named to the All-Euroleague Second Team in 2008-09 and 2009-10) ... has played for the Brazilian National Team since 2002 ... helped Brazil capture gold medals at the 2003 South American Championship, the 2003 Pan American Games, the 2005 Americas Championship and the 2009 Americas Championship ... guided Brazil to second place finish in the 2011 Americas Championship and a berth into the 2012 Olympics ... led Brazil to the quarterfinals in the 2012 Olympics in London, averaging 10.8 points, 5.3 rebounds and 1.7 assists in 22.8 minutes in six games ... played for Brazil in the 2002, 2006 and 2010 World Championships. ... averaged 12.8 points, 5.2 rebounds and 1.8 assists in 25.0 minutes in six games at the 2010 World Championships.

2010-11: Appeared in 60 games, including six starts, averaging 4.6 points and 3.3 rebounds in 12.3 minutes ... shot .529 (101-191) from the field and .543 (76-140) from the free throw line ... scored in double figures 10 times ... led the team in scoring one time, rebounds six times, steals six times, and blocks six times ... scored a season-high 18 points (7-10 FG, 4-6 FT), grabbed 5 rebounds and blocked 2 shots in 26 minutes vs. Cleveland on 11/20 ... posted his only double-double of the season with 10 points and a season-high 14 rebounds in 27 minutes vs. Golden State on 3/21 ... finished with 16 points (7-8 FG) and 9 rebounds in 28 minutes at Sacramento on 2/4 ... registered 14 points (6-11 FG, 2-5 FT) and 9 rebounds in 28 minutes vs. Portland on 3/28 ... posted 13 points (5-7 FG, 3-6 FT) and grabbed 8 boards in 19 minutes vs. Utah on 4/9 ... recorded 12 points (6-7 FG) and 9 rebounds in 21 minutes vs. Denver on 12/22 ... missed seven games (2/11-2/27) due to strained left hamstring ... diagnosed with strained right plantaris muscle on 9/30 ... was inactive for two games (10/27-10/30) ... registered 13 DNP-CDs ... appeared in three games vs. Memphis in the first round of the playoffs ... averaged 6.7 points and 4.7 rebounds in 16.7 minutes ... posted 10 points and 9 rebounds in 22 minutes in Game 4 at Memphis on 4/25.

2009-10: Spent his seventh season playing for Caja Laboral Vitoria in the ACB League ... named the Spanish League regular season MVP and the Spanish League Finals MVP ... averaged 15.4 points and 7.1 rebounds in 28.9 minutes in 38 games ... shot .595 (219-368) from the field and .759 (145-191) from the line ... in Euroleague action, averaged 13.0 points and 5.4 rebounds in 26.1 minutes in 16 games ... shot .539 (76-141) from the field and .636 (56-88) from the line ... earned All-Euroleague Second Team honors.

2008-09: In 35 games averaged 14.7 points, 6.6 rebounds 2.1 assists and 1.3 steals in 28.0 minutes while helping lead Tau Ceramica to the Spanish League regular season title ... shot .624 (189-303) from the floor ... appeared in 17 games in Euroleague competition, averaging 14.0 points, 5.4 rebounds and 1.6 blocks ... shot .659 from the floor ... earned All-Euroleague Second Team honors and helped guide Tau to the 2009 playoffs.

2007-08: Helped lead Tau to the Spanish League Championship averaging 13.5 points and 5.2 rebounds in 25.5 minutes in 33 games ... shot .654 (168-257) from the field and .637 (109-171) from the foul line ... in eight playoff games averaged 15.0 points and 5.5 rebounds ... in Euroleague action played in 25 games, averaging 14.0 points and 5.0 rebounds while shooting .627 (131-209) from the field ... named to the 2008 All-Euroleague First Team.

2006-07: Averaged 11.3 points and 5.4 rebounds in 24.0 minutes in 28 games in Spanish League action ... in eight playoff games averaged 9.9 points and 4.9 rebounds ... in Euroleague play averaged 10.7 points and 6.0 rebounds in 20 games.

2005-06: Appeared in 39 games for Tau Ceramica, averaging 10.2 points and 5.0 rebounds in Spanish League play ... saw action in 24 Euroleague games, averaging 9.5 points and 4.6 rebounds.

2004-05: Saw action in 29 Spanish League games, averaging 8.7 points and 4.5 rebounds ... appeared in 13 playoff games, averaging 8.1 points and 5.2 rebounds ... in Euroleague play, averaged 7.0 points and 4.5 rebounds in 19 games.

2003-04: Saw action in 10 games in his first season for Tau Ceramica, averaging 1.7 points and 1.6 rebounds ... appeared in 16 Euroleague games, averaging 4.0 points and 2.4 rebounds.

2002-03: Averaged 13.3 points and 7.1 rebounds in 28 games while on loan to Basket Bilbao Berri.

NBA REGULAR SEASON STATISTICS

Year	TEAM	G	MIN	FGM-FGA	PCT	FTM-FTA	FT%	FG3-FG3APCT	OFF-DEF-TOT	R/G	AST	A/G	PF	DQ	STL	BLK	PTS	AVG
10-11	SA	60	738	101-191	.529	76-140	.543	0-1 .000	72-129-201	3.3	26	0.4	91	0	29	17	278	4.6
11-12	SA	59	1121	212-343	.618	125-181	.691	0-0 ---	93-213-306	5.2	65	1.1	134	0	21	47	549	9.3
12-13	SA	81	1997	315-563	.560	208-285	.730	0-2 .000	144-371-515	6.4	130	1.6	161	2	63	64	838	10.3
TOTALS		200	3856	628-1097	.572	409-606	.675	0-3 .000	309-713-1022	5.1	221	1.1	386	2	113	128	1665	8.3

NBA PLAYOFF STATISTICS

Year	TEAM	G	MIN	FGM-FGA	PCT	FTM-FTA	FT%	FG3-FG3APCT	OFF-DEF-TOT	R/G	AST	A/G	PF	DQ	STL	BLK	PTS	AVG	
10-11	SA	3	50	10-16	.625	0-3	.000	0-0	---	7-7-14	4.7	1	0.3	4	0	3	1	20	6.7
11-12	SA	13	168	30-47	.638	16-43	.372	0-0	---	8-28-36	2.8	10	0.8	24	0	5	4	76	5.8
12-13	SA	19	388	45-84	.536	26-33	.788	0-1	.000	21-37-58	3.1	23	1.2	46	0	15	14	116	6.1
TOTALS		35	605	85-147	.578	42-79	.532	0-1	.000	36-72-108	3.1	34	1.0	74	0	23	19	212	6.1

CAREER HIGHS

	REGULAR SEASON HIGHS	PLAYOFF HIGHS
MINUTES:	36, vs. Golden State, 1/18/13	34, vs. Memphis, 5/21/13
POINTS:	26, at Phoenix, 4/25/12	14, twice: latest vs. Memphis, 5/21/13
REBOUNDS:	14, twice: latest at L.A. Lakers, 1/9/13	9, at Memphis, 4/25/11
ASSISTS:	7, at Washington, 11/26/12	4, vs. L.A. Lakers, 4/21/13
STEALS:	3, twice: latest at Denver, 12/18/12	4, vs. Golden State, 5/14/13
BLOCKS:	4, vs. Utah, 3/22/13	4, at Memphis, 5/27/13

TRAINING CAMP INVITES

55

MARCUS COUSIN

Height: 6-11 Weight: 255 Position: Center NBA Experience: One
Birthdate: 12/18/86 College: Houston

Appeared in four career NBA games with the Utah Jazz in 2010-11, tallying 4 points, 3 rebounds and 1 block in 18 minutes ... spent last season playing in Japan for Kyoto Hannar where he averaged 14.5 points, 9.7 rebounds and 1.0 assist ... tallied 28 double-doubles ... poured in a season high 32 points on 12-of-16 shooting to go along with 8 rebounds vs. Niigata Albirex on 3/9/13 ... played 46 games for the Austin Toros of the NBA D-League in 2010-11, averaging 14.9 points and 8.6 rebounds in 30.5 minutes ... earned a spot on the 2011 NBA D-League All-Star team, while also earning All D-League Second Team and All-Defensive Second Team honors ... spent two seasons at the University of Houston (2007-2009) after transferring from Seton Hall (2004-06) ... averaged 10.9 points, 8.4 rebounds and 2.1 blocks in 33 games as a senior ... posted nine double-doubles ... averaged 4.4 points and 4.0 rebounds in 29 games as a junior ... sat out the 2006-07 season due to NCAA transfer rules ... averaged 2.1 points and 3.7 rebounds in 27 games as a sophomore ... made 13 starts for the Pirates and helped the team to a berth in the NCAA Tournament.

27

COURTNEY FELS

Height: 6-5 Weight: 210 Position: Guard/Forward NBA Experience: Rookie
Birthdate: 9/20/86 College: NC State

Spent the last two seasons playing in both the Israeli Premier League and Balkan League for Hapoel Migdal Jerusalem (2012-13) and Altshuler Saham Galil Gilboa (2011-12) ... in 27 games with Altshuler Saham, playing in the Israeli Premier League, averaged 12.6 points, 3.9 rebounds, 2.0 assists and 1.4 steals ... with Altshuler Saham in the Balkan League, averaged 15.3 points, 3.2 rebounds, 1.9 assists and 1.5 steals in 26 games ... with Hapoel Migdal, averaged 12.3 points, 3.7 rebounds, 2.4 assists and 1.6 steals, while competing in the Israeli Premier League ... played in five games and started three for the Boston Celtics in the 2013 Summer League ... averaged 7.2 points and 1.8 rebounds, while shooting .371 (13-35) from the field and connecting on .778 (7-9) of his attempts from the free-throw line ... played four seasons at North Carolina State University, appearing in 111 career games with 92 starts ... finished career with 1,060 points and 147 three-pointers made, good for 40th and 13th in school history, respectively ... received an ACC All-Defensive Honorable Mention selection in both his junior and senior seasons.

1

MYCK KABONGO

Height: 6-2 Weight: 180 Position: Guard NBA Experience: Rookie
Birthdate: 1/12/92 College: Texas

Spent two seasons at the University of Texas (2011-13), starting all 45 career games ... finished career with a .400 (138-345) shooting percentage from the field, including a .311 (33-106) percentage from behind the arc and converted on .715 percent (178-249) of his attempts from the free-throw line ... only played the final 11 games of the 2012-13 season ... in those 11 outings, led the team in scoring (14.6), assists (5.5), steals (2.0) and minutes (37.3) and ranked second in rebounding (5.0) ... poured in a career-high 31 points on 9-for-13 shooting, while grabbing 8 rebounds and distributing 6 assists in a home win against Oklahoma on 2/27 ... was named the team's Most Valuable Player and team captain following sophomore year ... averaged 9.6 points and 3.0 rebounds as a freshman ... shot .391 (92-235) from the floor, .316 (25-79) from three-point range and .680 (117-172) from the free-throw line ... led the team and ranked fourth in the Big-12 in assists (5.2) as a freshman ... led the team in steals (44) and ranked second on the squad in minutes (30.6) and third in scoring ... after the conclusion of his freshman season, was named All-Big 12 Honorable Mention and to the Big 12 All-Rookie Team.

7

DAN NWAELELE

Height: 6-5 Weight: 205 Position: Forward NBA Experience: Rookie
Birthdate: 3/5/84 College: Air Force

Spent last season with the Santa Cruz Warriors of the NBA D-League ... averaged 7.4 points, 2.5 rebounds and 1.2 assists in 18.3 minutes ... scored in double digits on 10 occasions, including two 20-point outings ... finished second on team with a .398 (42-107) mark from behind the arc and connected on .868 (33-38) of his attempts from the charity stripe ... played in 30 games for Hapoel Galil Elyon of the ISR Winner League in 2010-11, averaging 10.0 points, 4.5 rebounds and 1.1 assists in 26.7 minutes ... appeared in four games on the San Antonio Spurs summer league team in 2008-09, averaging 1.8 points and 1.8 rebounds in 11.3 minutes ... lettered four seasons at the Air Force Academy, playing in 109 games with 78 starts ... finished career second all-time in school history for three-point percentage with a .451 (173-384) mark ... averaged 14.3 points, 3.5 rebounds and 1.8 assists per game as a senior, earning him an All-MWC First Team nod ... preceded that with an All-MWC honorable mention selection as a junior after averaging 11.8 points, 2.6 rebounds and 2.3 assists per contest ... set a school record with 29 consecutive free throws made his junior season ... averaged 7.6 points and 2.3 rebounds in as sophomore ... for his career, averaged 9.8 points, 2.4 rebounds and 1.6 assists in 109 games.

INTERNATIONAL PLAYERS

The Spurs have 10 players from past NBA Drafts whose rights they hold, thanks to the rules of the NBA Collective Bargaining Agreement ... all 10 play professionally overseas ... they are: Robertas Javtokas (2001), Viktor Sanikidze (2004), Sergey Karaulov (2004), Erazem Lorbek (2005), Ryan Richards (2010), Adam Hanga (2011), Davis Bertans (2011), Marcus Denmon (2012), Livio Jean-Charles (2013) and Deshaun Thomas (2013) ... here are brief bios on each player.

ROBERTAS JAVTOKAS

Height: 6-11 Weight: 250 Position: Center Birthdate: 3/20/80 (Siauliai, Lithuania)

SELECTED BY THE SPURS IN THE SECOND ROUND OF THE 2001 NBA DRAFT, 56TH OVERALL PICK

Has spent the past two seasons playing for Zalgiris Kaunas of the Lietuvos krepšinio lyga (LKL), in Lithuania ... appeared in 12 games last season, averaging 8.0 points and 4.5 rebounds while shooting .685 from the floor ... saw action in eight Euroleague games, averaging 4.0 points and 2.9 rebounds ... suffered a preseason injury causing him to miss six months of the season ... helped lead Kaunas to back-to-back Lithuanian National Championships ... has been a member of the Lithuanian National Team since 2000 ... won the silver medal at the 2013 European Championship ... won the bronze medal at the 2007 European Championship ... guided Lithuania to a bronze medal finish at the 2010 World Championship...played at the 2001, 2005, 2009 and 2011 European Championships ... played in the 2004 and 2008 Olympic Games ... in the 2008 Olympics, averaged 8.3 points and 5.0 rebounds while shooting .632 (24-37) from the field in eight games ... in the 2004 Olympics, averaged 8.9 points and 4.4 rebounds in 16.4 minutes in seven games ... led the Olympics in field goal percentage, with a .684 (26-38) mark ... has played internationally since 2000 ... played for Valencia BC in the Spanish League during the 2010-11 season ... spent the 2009-10 season with BC Khimki Moscow ... played for Dynamo Moscow from 2007-2009 ... was named Eurobasket.com's All-ULEB Cup Center of the Year in 2008 ... spent the 2006-07 playing for Panathinaikos (Athens) ... Panathinaikos captured the 2007 'triple crown' winning Greek League, Greek Cup and Euroleague championships ... spent six seasons (2000-06) with Lietuvos Rytas Vilnius in the Lithuanian Basketball League ... a six-time Lithuanian League All-Star ... the MVP of the 2002 LKL All-Star Game ... did not play basketball for over a year after being involved in a serious motorcycle accident on 5/1/02 ... spent one semester at the University of Arizona in 1999 before returning to Lithuania.

VIKTOR SANIKIDZE

Height: 6-8 Weight: 200 Position: Forward Birthdate: 4/1/86 (Tbilisi, Georgia)

SELECTED BY ATLANTA IN THE SECOND ROUND OF THE 2004 NBA DRAFT, 42ND OVERALL PICK

OBTAINED FROM THE HAWKS ON 6/24/04 IN EXCHANGE FOR A 2005 SECOND ROUND PICK AND CASH CONSIDERATIONS

Sanikidze spent last season playing for Montepaschi Siena in the Italian-SerieA ... appeared in 48 games, averaging 5.5 points and 4.8 rebounds while shooting .589 from the field, .385 from three-point range and .649 from the foul line ... saw action in 24 Euroleague games, averaging 5.7 points and 5.1 rebounds while shooting .533 from the field ... helped guide Siena to the Italian SerieA Championship and the Italian National Cup ... became the first player, whose rights are owned by the Spurs, to play against the Spurs in an international friendly at the AT&T Center on 10/6/12 ... recorded 5 points and 11 rebounds ... prior to joining Siena spent three seasons Canadian Solar Bologna in the Italian-Serie A league ... selected to play in the 2011 Italian League All-Star Game ... has played internationally since 2003 ... played for Tartu Ulrikool/Rock in the Estonian League during the 2008-09 season ... averaged 15.7 points and 7.4 rebounds ... spent the 2007-08 season with Dinamo Tbilisi in the Georgian League ... finished with 41 points, 8 rebounds and 3 assists earning MVP honors in the Georgian League All-Star Game ... won the league's slam dunk contest ... during the 2006-07 season played for MMT Estudiantes (Madrid) in the Spanish League ... underwent an appendectomy on 3/13/07 ... missed the 2005-06 season after having surgery on both knees in the summer of 2005 ... spent two seasons ('03-04 and '04-05) with SAOS J.D.A. Dijon in the French Pro A League ... spent the 2002-03 season at Academy Tbilisi in the Republic of Georgia ... played for Globe Tech Junior College in New York during the 2001-02 season at the age of 15 ... member of the Georgian National Team since 2004 ... led Georgia in the 2013 European Championships, averaging 13.0 points and 9.1 points in nine games ... saw action in eight games in the 2001 European Championships, averaging 12.0 points, 8.0 rebounds and 1.5 assists ... played for Georgia in the 2009 Division B European Championships and posted 17.0 points, 12.7 rebounds and 1.6 blocks in seven games ... led Georgia to the 2006 Ostchem Under-20 European Division B Championship ... named the tournament MVP after scoring 30 points in Georgia's 96-88 win over FYROM in the title game on 7/23 ... had 27 points and 14 boards in Georgia's semifinal win over Finland ... during the 2004 European Junior Championships averaged 18.2 points, 10.9 rebounds, 2.4 steals and 2.1 blocks in 10 games.

SERGEY KARAULOV

Height: 7-0 Weight: 255 Position: Center Birthdate: 4/15/82 (Guliston, Uzbekistan)

SELECTED BY THE SPURS IN THE SECOND ROUND OF THE 2004 NBA DRAFT, 57TH OVERALL PICK

Has spent his entire professional career playing in Russia on a variety of levels ... spent the 2012-13 season with Triumph Lyubertsy in the Russian-PBL ... during the 2011-12 season played for Spartak Primorie, averaging 2.4 points and 3.4 rebounds in 22 games ... prior to that spent two seasons with Krasnie Krilya Samara where he helped guide the team to the 2011 Russian Superleague Championship ... led Krasnie to the 2010 Eurochallenge Championship game ... has also spent time with Nizny Novgorod (2008-09), Lokomotiv Rostov (2007-08), Standart Samara (2006-07), BC Khimki Moscow (2004-07), Sakha-Jakutia Yakuski (2002-04) and Otrar Alma-Ata (2001-02).

INTERNATIONAL PLAYERS

ERAZEM LORBEK

Height: 6-11 Weight: 242 Position: Forward/Center Birthdate: 2/21/84 (Ljubljana, Slovenia)

SELECTED BY INDIANA IN THE SECOND ROUND OF THE 2005 NBA DRAFT, 46TH OVERALL PICK

OBTAINED FORM INDIANA ALONG WITH KAWHI LEONARD AND ERAZEM LORBEK IN ECHANGE FOR GEORGE HILL, 6/23/11

Has played professionally in Europe since 1999 ... spent the past four seasons playing for FC Barcelona in the Spanish League ... last season he appeared in 45 games, averaging 9.9 points and 3.3 rebounds while shooting .575 (138-240) from the floor ... started in 30 Euroleague games and averaged 8.9 points and 3.4 rebounds in 20.6 minutes, while shooting .506 (89-176) from the field. ... was named to the 2012 All-Euroleague First Team and to the 2011-12 All-Spanish ACB Team ... helped guide his team to the Spanish ACB Championship in 2011 and 2012 and to the Finals in 2010 and 2013 ... won the regular season championship in 2010, 2011 and 2012 and captured the ACB Supercup 2010, 2011 and 2012 ... led Barcelona to the Euroleague Title in 2010 and the Final Four in 2012 and 2013 ... in 2008 he helped lead CSKA Moscow to the Euroleague Finals ... during the 2004-05 season he won the Euroleague Rising Star Award, averaging 9.2 points and 4.9 rebounds in 20 Euroleague games for Climagio Bologna ... has played for the Slovenian National Team since 2005 ... appeared in 11 games in the 2011 European Championships, averaging 11.1 points, 5.0 rebounds and 1.7 assists ... in the 2009 European Championships, he averaged 16.4 points, 7.4 rebounds and 2.3 assists in eight games ... played for Michigan State in 2003 before returning to play overseas ... helped the Spartans advance to the NCAA Elite Eight.

RYAN RICHARDS

Height: 6-11 Weight: 230 Position: Center Birthdate: 4/24/91 (Chatham, England)

SELECTED BY THE SPURS IN THE SECOND ROUND OF THE 2010 NBA DRAFT, 49th OVERALL PICK

Spent last season playing in Europe ... started the season with Asseco Prokom Gdynia ... saw action in nine Polish League games and five Euroleague games ... averaged 4.4 points and 2.6 rebounds in 11.8 minutes in EuroLeague play ... made the move BC Zephyr Vienna in the Austria-A Bundesliga midway through the season ... helped guide Vienna to the Austrian Bundesliga Championship ... appeared in 20 games, averaging 16.7 points and 5.4 rebounds while shooting .545 (102-187) from the field. ... 319 (23-72) from behind the arc and .759 (60-79) from the free throw line ... spent the 2011-12 season with the Lugano Tigers in the Swiss League ... spent the 2009-10 season splitting time between La Caja Gran Canaria in the Spanish EBA League and BBC Monthey in Switzerland ... averaged 10.3 points and 4.0 rebounds in three games for La Caja before being loaned to BBC Monthey ... represented England in the 2011 U-20 Division B European Championships ... in eight games, averaged 22.3 points, 8.1 rebounds and 1.6 assists in 28.1 minutes ... has represented England in national team play at the U-16 and U-18 level ... at the 2009 U-18 Division B European Championships, averaged 29.0 points and 13.0 rebounds in two games ... saw action in seven games at the 2007 U-16 Division B European Championships, averaging 9.7 points and 5.6 rebounds ... in 2007, at the age of 15, he became the youngest player to ever compete at the Nike Hoop Summit.

DAVIS BERTANS

Height: 6-10 Weight: 210 Position: Forward Birthdate: 11/12/92 (Valmiera, Latvia)

SELECTED BY INDIANA IN THE SECOND ROUND OF THE 2011 NBA DRAFT, 42ND OVERALL PICK

OBTAINED FORM INDIANA ALONG WITH KAWHI LEONARD AND ERAZEM LORBEK IN ECHANGE FOR GEORGE HILL, 6/23/11

Has spent the past two seasons playing in the Serbia-A League with BC Partizan ... appeared in 19 games, averaging 12.2 points, 3.2 rebounds, 1.7 assists, 1.21 blocks and 1.16 steals ... saw action in 10 EuroLeague games, averaging 6.6 points, 2.3 rebounds and 1.10 steals ... also saw action in 28 Adriatic League games, averaging 9.8 points and 2.7 rebounds ... prior to joining BC Partizan spent two seasons with Union Olimpija in Slovenia and four years playing on a variety of levels in Latvia ... joined the Latvian National Team in 2011 ... saw action in five games at the 2011 European Championships, averaging 5.6 points and 2.0 rebounds ... represented Latvia at the 2011 U-19 World Championships, averaging 15.3 points, 6.4 rebounds and 1.6 assists in eight games ... participated in the 2010 U-18 European Championship, where he averaged 14.8 points, 7.7 rebounds and 1.6 blocks in 30.1 minutes in nine contests ... saw action in eight games at the 2008 U-16 European Championships, averaging 9.6 points and 3.9 rebounds.

ADAM HANGA

Height: 6-7 Weight: 200 Position: Guard/Forward Birthdate: 4/12/89 (Budapest, Hungary)

SELECTED BY THE SPURS IN THE SECOND ROUND OF THE 2011 NBA DRAFT, 59TH OVERALL PICK

Spent the past two seasons with Assignia Manresa in the Spain-Liga Endesa ... saw action in 32 games last season, averaging 11.7 points, 4.5 rebounds, 2.3 assists and 1.31 steals in 25.6 minutes ... prior to Assignia Manresa, he spent the five seasons playing for Albacomp-UPC Szekesfehever in the Hungarian NB League ... a two-time Hungarian League All-Star and the 2009 Slam Dunk Contest winner ... played for the Hungarian National Team from 2009-2012 ... averaged in 15.9 points, 5.4 rebounds 3.0 assists and 1.5 steals at the 2011 European Championship qualifiers ... in the 2009 European Championship, averaging 3.5 points and 1.2 rebounds and 1.3 assists in 12.3 minutes ... was also a member of the Hungarian U-18 and U-16 National teams.

INTERNATIONAL PLAYERS

MARCUS DENMON

Height: 6-3 Weight: 188 Position: Guard Birthdate: 3/20/1990 (Kansas City, MO.) College: Missouri

SELECTED BY THE SPURS IN THE SECOND ROUND OF THE 2012 NBA DRAFT, 59TH OVERALL PICK

Spent the past season playing for Élan Chalon in the French ProA League ... suffered a broken foot in the first game of the season ... returned to action on 1/26/13 ... appeared in 20 games, averaging 12.9 points, 3.0 rebounds, 1.7 assists and 1.15 steals in 31.5 minutes ... shot .394 (87-221) from the field, .373 (44-118) from three-point range and .870 (40-46) from the foul line ... played for the Spurs during the 2013 Las Vegas Summer League ... saw action in five games, averaging 10.8 points, 2.8 assists and 2.6 rebounds ... spent four seasons at the University of Missouri ... finished his Mizzou career ranked fifth in scoring (1,775), tied with teammate Kim English for first in games played (141), second in three-point makes (283) and attempted (705), fifth in steals (178), sixth in free throw percentage (.800) and eighth in field goals made (597) and attempted (1,311) ... earned Second Team All-America honors from the Associated Press, USBWA, NABC and Sporting News and made the Wooden Award Top 15 as a senior ... named to the All-Big 12 First Team following his junior and senior seasons.

LIVIO JEAN-CHARLES

Height: 6-8 Weight: 215 Position: Forward Birthdate: 11/8/93 (Cayenne, Guyane)

SELECTED BY THE SPURS IN THE FIRST ROUND OF THE 2013 NBA DRAFT, 28TH OVERALL PICK

Spent last season playing for Asvel Lyon-Villeurbanne of the French Pro-A League, averaging 3.3 points and 2.8 rebounds in 13.3 minutes in 29 games ... in April 2013, he participated in the Nike Hoop Summit where he was named the Most Outstanding Player after a 27-point, 13-rebound effort ... after two seasons with Centre Federal du Basket-Ball in the French-NM1 League made the jump to ASVEL in 2011 ... averaged 13.0 points and 5.3 rebounds in 29 games with Centre Federal during the 2010-11 season ... represented France on the U-20 National Team at the 2012 and 2013 U-20 European Championships ... averaged 17.3 points, 6.3 rebounds and 1.5 assists at the 2013 U-20 European Championships ... saw action in six games, averaging 9.5 points, 6.0 rebounds and 1.7 assists at the 2012 U-20 Championships ... has also represented France on the U-18 National team.

DESHAUN THOMAS

Height: 6-7 Weight: 225 Position: Forward Birthdate: 8/28/91 (Fort Wayne, IN.) College: Ohio State

SELECTED BY ATLANTA IN THE SECOND ROUND OF THE 2013 NBA DRAFT, 58TH OVERALL PICK

Spent the past three seasons at Ohio State University ... as a junior he was named an Associated Press Third Team All-American and was a First Team All-Big 10 selection while leading the conference in scoring ... in 37 games the 6-7 forward averaged 19.8 points, 5.9 rebounds and 1.3 assists in 35.4 minutes. In four NCAA Tournament games he averaged 22.3 points and was selected to the NCAA West Regional All-Tournament Team ... for his career with the Buckeyes, Thomas appeared in 113 games, averaging 14.4 points and 5.0 rebounds in 27.0 minutes ... finished ranked ninth on OSU's all-time scoring list with 1,630 points and eighth in three-pointers made with 143 ... played in three NCAA Sweet 16s, a pair of Elite Eights and one Final Four with Ohio State.

AT&T CENTER

SOMETHING FOR EVERYONE

EXPERIENCE IT LIVE. LIVE THE EXCITEMENT.



spurs.com
210.444.5447



sasilverstars.com
210.444.5090



sarampage.com
210.444.5554



attcenter.com
210.444.5000

SPURS SPORTS
AND ENTERTAINMENT



SPURS SPORTS &
ENTERTAINMENT



SPURS SPORTS AND ENTERTAINMENT



Chairman & CEO **Peter M. Holt**

SPURS BASKETBALL STAFF

President of Spurs Basketball & Head Coach

..... Gregg Popovich

President of Sports Franchises & General Manager

..... R.C. Buford

Assistant General Manager Scott Layden

Assistant Coach Jim Boylen, Ime Udoka,

Sean Marks, Chip Engelland, Chad Forcier

Director of Scouting/Toros GM Brian Pauga

Director of College Player Personnel George Felton

Manager of Basketball Administration Brandon James

Manager of Statistical Development Matt Meiners

Director of Basketball Analytics Gabe Farkas

Manager of Basketball Administration Brandon James

Draft Scouting Coordinator Dave Telep

Pro Scout Trajan Langdon

International Scout Claudio Crippa

Head Athletic Trainer Will Sevensen

Athletic Trainer Assistant Dice Yamaguchi

Equipment Manager Travis Wade

Coordinator of Medical Systems Jack Ransone

Video Coordinator Will Hardy

Athletic Performance Coordinator Anthony Falsone

Athletic Performance Associate Matt Herring

Assistant Video Coordinator Ben Sullivan

Director of Player Services Analisa Rodriguez

Senior Director of Communications Tom James

Basketball Communications Manager Kris Davis

Basketball Communications Coordinator Mitch Heckart

Basketball Operations Executive Assistant Leslie Giese

Basketball Operations Executive Assistant April Hardy-Holley

Basketball Operations Administrative Assistant Cindi Moreno

Practice Facility Building Supervisor Julio Rodriguez

Team Physicians Dr. David Schmidt, Dr. Paul Saenz

SPURS SPORTS & ENTERTAINMENT STAFF

President of Business Operations

..... Rick Pych

Executive Assistant & Investor Relations Manager Carolyn Wallace

Executive Vice President of Corporate Partnerships, Broadcasting, Branding & Content

..... Lawrence Payne

Executive Assistant & Special Projects Manager Yolanda Trevino

Director of Corporate Partnerships Jeanne Garza

Partnership Administrative Assistant Sara Pena

Partnership Sales Senior Manager David Elkins

Partnership Sales Account Manager Tifini Furst,

Robert Stockhausen

Partnership Sales Senior Account Executive Scott Winegar

Partnership Sales Account Executive Brianna Garza,

Ruben Navas, Jeri Ramos, Blake Skinner

Partnership Activation Senior Manager Lisa Keeth

Partnership Activation Senior Coordinator Stacy Jobs

Partnership Activation Coordinator Ashley Del Valle,

Lamar Wilkerson, Doug Hester

Partnership Activation Associate Margaret Cannata,

Pat Eland, Hillary Williams

Broadcast Traffic Manager Robbie Quintana

Senior Broadcast Traffic Coordinator Elizabeth Quinones

Director of Broadcasting Mike Kickirillo

Associate Producer Carter Snowden

Senior Marketing Manager Sheri Barros

Spurs Marketing Manager Jordan Mandelkorn

AT&T Center Marketing Manager Steven Rohall

Marketing & Project Coordinator Stewart Denny

Marketing Coordinator Keisha Wyatt

Interactive Content Coordinator Kylene Helduser

Marketing Associate Travis Laveault

Senior Director of Creative Services David Stotts

Creative Services Project Services Specialist Laura Perez

Director of Game Operations & Special Events Chris Garcia

Game Operations & Special Events Manager Daniel Casados

Game Operations & Special Events Coordinator Cassidy Lien

Game Operations & Special Events Associate Aaron Teer

Game Operations & Appearances Manager Gretchen Luistro

Appearances Coordinator Daniel Radwanski

Creative Entertainment Manager Rob Wicall

Creative Entertainment Coordinator Martin Sharp

Creative Entertainment Associate Rance Ristau

Director of Content Production Trevor Rivera

Associate Producer Robert Fisher

Associate Producer Katie Funk

Production Manager Darr Weeks

Audio Visual Technician Tracy Allen

Senior Graphic Designer Aaron Masik

Graphic Designer Joseph Blanco, Abe Exum

Manager of Interactive Content Ben Hunt

Interactive Content Coordinator Chris Wenk, Annie Werner

Web Operations Manager James Chandler

Web Design Coordinator Jason Ytuarte

Senior Vice President of

Corporate Finance & Strategy

..... Lori Warren

Executive Assistant Kristin Kellner

Senior Director of Finance Ruth Hill

Accounting Supervisor Charlotte Tucker, Darlene Garza

Accounts Payable Associate Mari Gil, Lisa Ochoa

Staff Accountant Sonia Davies, Wayne Starnes

Accounting Coordinator Michael Wenske

Payroll Administrator Paul Baum

Payroll Coordinator Kristina Manley

Business Analytics Manager Matthew Benson

Vice President & AT&T Center General Manager

..... Tom Paquette

Executive Assistant Jenna Podlogar

Director of Event Services Holly Zuver

Meeting & Special Events Manager Ace Barajas

Event Production Coordinator Ryan Bensinger,

Kenny Hartmann

Director of Facility Services Ron Snead

Building & Events Administrative Assistant Amanda Castillo

Building Operations Manager Jim Weiler

Building Operations Lead Kyle Maertz, Cindy Salazar

Building Operations Crew Cliff Baum, Timothy Macias,

Lucio Vasquez

Maintenance Lead Carlos Cedillo
 Maintenance Technician Frank Jimenez, David Ramon
 Conversion Crew Manager Leya Mphande
 Conversion Crew Lead Robert Cano
 Plumber Ben Mayfield
 Welder John Aguilar
 Journeyman Henry Gonzalez
 Lead Electrician Wayne Webster
 Painter George Lopez
 Rigger Anthony Martinez
 Director of Security Scott Anderson
 Parking Services Coordinator Cindy Trevino
 Security Manager Todd Weber
 Event Security Manager Kevin Dooley
 Event Security Coordinator John Castillo
 Security Leads Bobby Adams, Bryan Conrad,
 Carl Fowler, Nicholas Galindo, Joe Esperiqueta, Mari Morales
 Senior Logistics Manager Dave Susi
 Logistics Supervisor Michael Alden
 Senior Procurement Coordinator Joe Cantu
 Procurement Coordinator Andrea Maloney
 Box Office Manager Bruce Radley
 Box Office Supervisor Adam McKenzie
 Director of Service Innovation Rebecca Caven
 Experience Innovation Manager Shannon Walsh
 Service Innovation Associate Manager Tim Derk
 Fan Experience Associate Manager Rachael McGuire
 Service Innovation Coordinator Liz Garcia, Maggie Shaffer
 Family Service Representative Jessica Salinas

Senior Vice President of

Sales & Franchise Business Operations Frank Miceli
 Executive Assistant Jennifer Vara

Vice President of Spurs Ticket Sales & Service

. Joe Clark
 Executive Assistant Alex Melo
 Spurs Ticket Sales Manager Ryan Denbow
 Senior Sales Account Executive Lynn Classen,
 Chanson Douglas, Jimi Olsen
 Sales Account Executive Anthony Bendele
 Sales Representative Christine Coleman,
 Jimmy Glodich, Joey Harvey, Luke Reichenstein,
 David Shrimpton, Joel Waldon
 Group Sales Manager Nick Mann
 Group Sales Account Executive Lindsay Beale, Daniel Farias,
 Nancy Gonzales, Britni Henderson
 Season Ticket & Group Sales Account Manager Jack Cuchran
 Season Ticket Sales Coordinator Leigh Ann Cecil
 Inside Sales Manager Frank Torres
 Director of Ticket Services & Retention Chris Monroe
 Service & Retention Administrative Assistant Trisha Birch
 Senior Season Ticket Service Coordinator Chris Fenton
 Season Ticket Service Representative Jaclyn Ibarra,
 Alyssa Montes, Taylor Morgan, Sasha Murray
 Premium Services Manager Nicole Christy
 Premium Service Coordinator Nikki Erwin,
 Shermeka Hudson, Tanya Lopez, Michelle Whitlow
 Director of Ticket Operations Sharif Talukder
 Ticket Office Manager Kathy Kurek
 Ticket Office Assistant Manager Ruben Garcia
 Ticket Office Group Coordinator Erick Aguirre
 Ticket Office Representative Meghan Bailey, Wanda Martin
 Sports & Franchise Programs Coordinator Sarah Silva
 Sports & Franchise Programs Representative Megan Homan
 Director of Corporate Suite Sales Mike Setser
 Corporate Suite Sales Administrative Assistant Raynell Stavino
 Corporate Suite Sales Account Executive Joe Reyes, Julian Dais
Vice President of Franchise Sales & Operations Tim Sailer
 Senior Director of Franchise Operations Ryan Snider

Senior Manager of Franchise Operations Josh White
 Franchise Executive Assistant Evelyn Sealey
 Franchise Service & Retention Manager Kassie Smiley
 Franchise Service & Retention Representative Lauren Schlattner
 Franchise Ticket Office Manager Jason Dawbin
 Franchise Partnership Sales Account Executive Harmony Schwethelm, Amy McClellon

Senior Vice President General Counsel & Corporate Relations

Executive Legal Assistant Bobby Perez
 Director of Corporate Relations Stephanie Ashe
 Director of Corporate Relations Joe Donnelly
 Executive Director of SBGB, Director of Community Responsibility Laura Dixon
 Community Responsibility Specialist Andrea Leal
 Silver & Black Give Back Manager Loretta Kerner
 Education Outreach Coordinator Hollis MacDonald
 Community Responsibility Senior Coordinator Cedric Ikpo
 Community Responsibility Coordinator Ashley Combs
 Community Responsibility Representative George Gervin

Vice President of Human Resources & Corporate Administration

Senior Manager of Human Resources Tammy Turner
 Benefits & Compensation Manager Jaimi Martinez
 Training & Staff Development Specialist Heather Staples
 Senior Internal Communications Coordinator Laura Logan-Fain
 Senior Director of Technology Tanya Navalta
 IT Systems Manager Jeff Dreesen
 IT Systems Senior Specialist Shane Skaggs
 IT Helpdesk Senior Technician Eli Jefferies
 IT Event Technician Edward Guerrero
 Director of A/V Engineering Mario Martinez
 A/V Systems Manager Clinton Rathmell
 Video Display Engineer Chris Thompson
 Audio Systems Senior Engineer Lou Sangurima
 Video Maintenance Technician Stephen Pyle
 A/V Technician Joe Smierciak
 Fred Weisenmiller

RAMPAGE STAFF

Head Coach Peter Horachek
 Assistant Coach Jason Cipolla
 Athletic Trainer Chris Walker
 Head Equipment Manager Steve Passineau
 Assistant Equipment Manager Jonathan Oroian
 Manager of Ticket Sales Curt Waugh
 Broadcast Operations Manager Dan Weiss
 Communications Coordinator Alex DiFilippo
 Sales Account Executive Steven Gray, Anthony Horton
 Sales Representative Carl Bennett, Steven Goldberg,
 Kyle Jones, Colton McCarty

SILVER STARS STAFF

General Manager/Head Coach Dan Hughes
 Assistant Coaches Vicki Johnson, James Wade
 Athletic Trainer LaTonya Holley
 Strength & Conditioning Coach Christine Stragisher
 Equipment Manager Melissa Martinez
 Manager of Ticket Sales Alma Lara
 Sales Representative Christopher Cardenas,
 Jennifer Molina, Yolanda Rodgers, Cameron Stewart
 Radio & TV Play-by-Play Andrew Monaco

AUSTIN TOROS STAFF

Head Coach Ken McDonald
 Assistant Coach Anthony Carter
 Head Athletic Trainer Keith Abrams
 Director of Business Operations Bill Goren
 Communications & Community Relations Manager Perri Travillion

CHAIRMAN OF THE BOARD



Peter M. Holt
CEO
HOLT CAT

BOARD OF DIRECTORS



Marc Bruno
President/
Stadiums & Arenas
ARAMARK Sports &
Entertainment Group



Jim Callaway
AT&T Media Holdings, Inc.



Charles Ebrom
President/Treasurer
Zachry Hospitality
Corporation



Bruce Hill
Partner
R&B Partnership



James R. Leininger, M.D.



Mark Mays
President & CEO
Clear Channel
Communications



Larry Mills
Executive Vice President
HOLT CAT

On March 26, 1993, a group of 22 investors purchased the San Antonio Spurs. The group currently numbers 20 investors who are members of a limited liability company known as San Antonio Spurs, L.L.C. The ownership group has a seven-person governing and decision-making body and Peter M. Holt serves as the Chairman of the group. Listed below are the current members of San Antonio Spurs, L.L.C.:

ARAMARK Sports & Entertainment Group, Raymond Joseph Barshick, Cassandra Carr, Clear Channel Communications Inc., George C. Hixon, H.H. Sports, Ltd., IBC Capital Corporation, Sylvan Stephen Lang, James R. Leininger, R&B Partnership (Russell and Bruce Hill), David M. Robinson, AT&T Media Holdings, Inc., Markey Family Partnership, Sierra Sports & Entertainment Family Limited Partnership, SWBC, Sunrise Sports & Entertainment, Valero Energy Corporation, Zachry Hospitality Corporation and Estate of Jeanne Lang Mathews.

PETER M. HOLT

CHAIRMAN AND CEO
SPURS SPORTS & ENTERTAINMENT



Now in his 19th season as Chairman and CEO ... he and his wife, Julianna Hawn Holt, bought into the Spurs ownership group in 1996 ... since that time the organization has enjoyed unprecedented growth and success ... four NBA championships, a successful campaign for a new arena and two new San Antonio-based sports franchises are among the accomplishments achieved during Holt's tenure ... thanks in part to the AT&T Center – which opened in November of 2002 – the organization is now known as Spurs Sports and Entertainment ... with over 250 fulltime employees, Spurs Sports & Entertainment runs four professional sports franchises – the Spurs (NBA), Silver Stars (WNBA), Rampage (AHL Hockey) and the Austin Toros (NBA Development League) – while also managing the day-to-day operations of the AT&T Center ... over the last 17 seasons (since Tim Duncan joined the team in 1997–98) the Spurs have posted a regular season record of 888-376 ... the team's winning percentage of .703 during that span is the best of any team in the four major sports (MLB, NBA, NFL and NHL) ... during the Duncan era the Spurs have captured four NBA championships (1999, 2003, 2005 and 2007) ... the Spurs organization has twice been named the best franchise in professional sports (2003 and 2005) and been ranked the top NBA franchise six times in the annual ESPN The Magazine Ultimate Standings survey (each year the Ultimate Standings ranks every professional team in a formula using analysis of team financial data combined with fan feedback in which over 55,000 fans judge teams by eight factors including players, bang for the buck, ownership, and stadium experience ... the Ultimate Standings debuted in 2003 and the Spurs are the only franchise to have been named the top overall team twice among the four major sports since ESPN introduced its annual survey) ... Holt was ranked as the "Ultimate Boss" among all sports owners in the 2012 standings based on the criteria of honesty, commitment to their communities and loyalty to their core players ... in June of 2007 SS&E purchased the Austin Toros of the NBA Development League, the first NBA team to have sole ownership over its NBA D-League affiliate (the Spurs are one of six NBA teams – Cleveland (Canton Charge), Philadelphia (Delaware 87ers), L.A. Lakers (L.A. Defenders), Golden State (Santa Cruz Warriors), Oklahoma City (Tulsa 66ers) – to own and operate their own D-League team) ... the great-grandson of Benjamin Holt, developer of the first practical track-type tractor and one of the two predecessor companies that formed Caterpillar Inc. ... serves as the CEO of San Antonio-based HOLT CAT (the firm still displays several of Ben Holt's early tractors outside its headquarters) which is the largest Caterpillar dealership in the United States ... born in Peoria, Illinois ... lived in San Antonio as a child before moving to Corpus Christi, where he graduated from high school ... served two years in the U.S. Army during which time he earned a Silver Star, three Bronze Stars and a Purple Heart from his one-year tour of duty in Vietnam ... ended his military service as a Sergeant E5 ... actively involved in an effort to construct an education center under the Vietnam Veterans Memorial in Washington D.C...a staunch believer in community service ... is proud of the Spurs commitment to South Texas and its residents (in 2000 the Spurs earned the Pro Team Community Award presented by the World Sports Humanitarian Hall of Fame, an award presented annually to the professional sports franchise that best illustrates exceptional community involvement and fosters community pride and spirit) ... among the Spurs community efforts are the Spurs Youth Basketball League, the annual countywide United Way campaign and a variety of educational outreach programs which service over 85 percent of the elementary schools in Bexar County (during the 2010–11 season over 200,000 area students were touched by the various SS&E education programs) ... Holt's own efforts include a lengthy list of community service positions ... appointed to the Texas Parks and Wildlife Commission by Governor Rick Perry in 2003 and served as chairman from 2007 – 2011...a member of the World Presidents' Organization, the Free Trade Alliance San Antonio and the San Antonio Economic Development Foundation ... is the Business Chair of the Consortium of Partners for San Antonio's 2012 No Kill initiative ... 2009 recipient of Woodrow Wilson Award for Public Service ... serves as board member of the Bexar County Performing Arts Center Foundation ... serves on the advisory board of the McCombs School of Business at the University of Texas ... past chairman of the United Way of San Antonio and Bexar County ... named to the Texas Business Hall of Fame in 2004 ... Texan of the Year Award in 2010...he and Julianna have been Spurs season ticket holders since 1988.



RICK PYCH

PRESIDENT OF BUSINESS OPERATIONS

Now in his 20th season ... leads the business operations for all four sports franchises owned and operated by Spurs Sports & Entertainment which includes the San Antonio Spurs (NBA), the San Antonio Rampage (AHL Hockey), the San Antonio Silver Stars (WNBA), and the Austin Toros (NBA Development League) as well as the operations of the AT&T Center ... includes marketing, corporate partnerships and ticket sales, finance and administration, communications, corporate development, community relations, and facilities management as well as all corporate business and player planning and new initiatives on behalf of the organization and ownership ... over 35 years of financial and business management experience in public accounting, banking, real estate, and sports and entertainment ... named the Spurs chief financial officer in 1993 ... promoted to executive vice president in 2000 and president of business operations in 2008 ... in 1995 started a development, financial and operating study for a new multi-purpose arena that would eventually be the new home to the Spurs ... was named in 1999 as the chief development officer for the AT&T Center ... oversaw the successful county referendum campaign in 1999 that provided public funding to build the AT&T Center and again in 2008 a second referendum that will provide funds for additional improvements to the AT&T Center starting in 2015 ... directed all aspects of the AT&T Center development project ... led negotiations with Bexar County in finalizing the arena's development and operating agreements ... negotiated and arranged adequate credit capacity to provide funding for construction as well as ongoing franchise funding ... oversaw the design and construction of the AT&T Center which opened on time and on budget in October 2002 ... led the organization's efforts to bring hockey to the AT&T Center ... in 2002 negotiated the purchase of an American Hockey League (AHL) affiliate and then entered into a joint venture and affiliation with the Florida Panthers to play in San Antonio ... in the summer of 2005 led SS&E's effort to become the sole owner of the San Antonio Rampage ... past chairman of the AHL Executive Committee and is a current member of Board of Governors... in the summer of 2007 led the negotiations to purchase the NBA Development League team in Austin, Texas, the Austin Toros ... a past member of the Board of Directors of the San Antonio Sports Foundation dating back to 1989 ... was part of the organization's efforts to bring major sporting events to San Antonio, including managing the Corporate Partner Program for the U.S. Olympic Festival in 1993, as well as bids for the 1995 National Senior Olympics, the 2002 NCAA Women's Final Four and the 1998, 2004, and 2008 NCAA Men's Final Four , and the bid for the 2007 Pan Am Games ...currently serves on the Executive Committee and is Vice Chair of the Board of Trustees of VIA Metropolitan Transit, the Board and Executive Committee of Centro Partnership San Antonio, past board positions include serving on the Executive Committee and Board of the San Antonio Economic Development Foundation, the Board of the San Antonio Tax Increment Reinvestment Zone, and Executive Committee and Board of the Boys and Girls Clubs of San Antonio ... holds a degree in accounting from Fairfield University and is a CPA ... has a 27-year-old son, Zack who lives and works in Manhattan.

GREGG POPOVICH

HEAD COACH / PRESIDENT OF
SPURS BASKETBALL



In his 18th season as the Spurs head coach ... the longest tenured coach with the same team among the 122 NBA, NFL, NHL and MLB franchises ... has led the Spurs to four NBA Championships (1999, 2003, 2005 and 2007) ... he and Eric Spoelstra are the only two active coaches with multiple NBA titles ... one of five coaches in history with four-or-more NBA Championships (along with Red Auerbach, Phil Jackson, John Kundla and Pat Riley) ... finished the 2012-13 season with a career mark of 905-423 ... career winning percentage of .681 ranks third in NBA history (behind Jackson and Billy Cunningham) ... ranks 12th in NBA history in career victories (among active coaches trails only Rick Adelman) ... his 905 wins with one team rank second all-time in NBA history behind Jerry Sloan (1,127) ... posted his 900th career win vs. Utah on March 22, 2013 ... his 133 playoff wins rank third in NBA history (behind Jackson and Riley) and his playoff career winning percentage of .616 (133-83) is the third best in league history ... named NBA Coach of the Year in both 2003 and 2012 ... has been named the NBA Coach of the Month 14 times (4/99, 3/01, 3/02, 1/03, 3/03, 12/03, 12/05, 3/06, 3/07, 11/07, 11/10, 12/10, 2/12, 3/12), the most in league annals ... has led San Antonio to the NBA's best regular season record four times (1998-99, 2000-01, 2002-03 and 2011-12) ... the Western Conference All-Star coach in 2005, 2011 and 2013 ... the Spurs all-time leader in both regular season and playoff wins ... a 1970 graduate of the United States Air Force Academy with a degree in Soviet studies ... played four seasons at the Air Force Academy ... as a senior was the team's captain and leading scorer ... following his graduation in 1970 served his five-year military commitment ... during that time toured Eastern Europe and the Soviet Union as a member of the U.S. Armed Forces Team ... selected to represent the U.S. on the national AAU Team touring the Soviet Union ... in 1972 was the captain of the Armed Forces team, which won the AAU Championship ... earned an invitation to the 1972 U.S. Olympic Team Training Camp ... in 1973 returned to the Air Force Academy as an assistant coach ... spent six years at Air Force during which time he obtained his master's degree in physical education and sports sciences from the University of Denver ... in 1979 was named the head coach at Pomona-Pitzer in Claremont, California ... spent the next eight seasons at Pomona ... during the 1985-86 season led the team to its first conference championship in 68 years and to a berth in the NCAA Division III Tournament ... while at Pomona was an active member of the school's academic community, working as an associate professor, chairing the college's Student Life committee, serving on the Women's Commission and even – for one year – living in a dorm with his family ... moved to the NBA in July of 1988, joining the Spurs as an assistant coach as a member of Larry Brown's staff ... spent the next four seasons in San Antonio with a Spurs team that won a pair of Midwest Division titles ... in the summer of 1992 was named an assistant coach on Don Nelson's staff with Golden State ... spent the next two seasons with the Warriors ... returned to San Antonio on May 31, 1994, as the Spurs executive vice president of basketball operations/general manager (served as GM for eight seasons before turning the job over to R.C. Buford on July 1, 2002) ... named the Spurs head coach in December of 1996 ... served as an assistant coach for USA Basketball's Men's Senior Team for three consecutive summers (at the 2002 World Basketball Championship, the 2003 FIBA America Men's Olympic Qualifying Tournament and the 2004 Olympic Games) ... a very active member of the San Antonio community ... in 1991 teamed with Frank Martin to create the Spurs Youth Basketball League ... today the league plays at 75 locations in San Antonio and throughout South Texas ... over 15,000 boys and girls, ages 7 to 16, played in the league in 2011-12 ... prior to every game, each participant takes a pledge, promising to remain drug and alcohol free while showing good sportsmanship and fair play ... the league was honored with a Daily Point of Light Award by President Bush in February of 1992... is involved in several charities in the San Antonio area including the San Antonio Food Bank, Roy Maas' Youth Alternatives, Boys and Girls Club and The Miracle League ... honored by the Air Force Academy with its Distinguished Graduate Award in 2007 ... he and his wife of 38 years, Erin, have been blessed with two children, Micky and Jill.



R.C. BUFORD

PRESIDENT OF SPORTS FRANCHISES

Named president of sports franchises for Spurs Sports and Entertainment in July of 2008 ... in this current position serves as the general manager of the Spurs while overseeing the sports administration for the other three teams in the SS&E family (the Austin Toros, San Antonio Silver Stars and the San Antonio Rampage) ... in his 23rd season with the Spurs ... started his coaching career at the University of Kansas in 1983 ... during each of his five seasons at Kansas, the Jayhawks participated in the NCAA Tournament ...

was an assistant coach for the team that won the 1988 NCAA Championship as well as the 1985-86 squad that advanced to the Final Four ... made the move to the NBA in the summer of 1988 joining the Spurs as an assistant coach on Larry Brown's staff (other assistants on that staff included Gregg Popovich, Alvin Gentry and Ed Manning) ... spent four seasons as an assistant with the Spurs ... during that time San Antonio won back-to-back Midwest Division titles (1990 and 1991) ... joined the Los Angeles Clippers in the summer of 1992 as the first assistant to Coach Brown ... the Clippers posted a 41-41 record during the 1992-93 season and earned a spot in the 1993 Playoffs ... served as an assistant coach at the University of Florida during the 1993-94 season (as the team advanced to the Final Four for the first time in school history) ... returned to San Antonio in the summer of 1994 when Gregg Popovich hired him as the team's head scout ... in the summer of 1997 he became the Spurs director of scouting ... promoted to vice president/assistant general manager in the summer of 1999 ... was named the Spurs general manager in July of 2002 ... played collegiate basketball at Texas A&M University and Oklahoma State before receiving his degree from Friends University ... involved in the NBA Basketball Without Borders Africa camp ... served as a Board Member for Roy Maas' Youth Alternatives ... serves on the Board of Directors of PeacePlayers International ... his wife, Beth, is a former player on the LPGA Tour ... they are both active with the Juvenile Diabetes Research Foundation ... they have a son, Chase, a daughter, C.C. , in 2004 they welcomed Alexis Wangmene and in 2007 they welcomed Samer Jasser to their family... Wangmene is from Cameroon and met the Bufords during the Basketball Without Borders program in Johannesburg. Jassar is from Israel and was introduced to the Bufords through Peace Players International.



SCOTT LAYDEN

ASSISTANT GENERAL MANAGER

In his second season with the Spurs as assistant general manager ... has over 30 years of experience in the NBA at the Spurs front office ... before joining the Spurs spent seven seasons with the Utah Jazz as an assistant coach, his second stint with the Jazz ... began his professional career in basketball in 1980 serving as an assistant coach at Fairleigh Dickinson University, before making the move to the NBA as an administrative assistant and scout with the Jazz in 1981 ... in February of 1982 he was elevated to assistant coach, where he remained until being named the Jazz's director of player personnel

in 1989 ... was named director of basketball operations in 1992, before being promoted to vice president in September of 1996 ... from 1992 through 1999, was primarily responsible for all player personnel, draft and trade decisions ... the Jazz recorded five straight 50+ win seasons (including three 60+ win campaigns), two Midwest Division titles (1996-97 and 1997-98) and back-to-back Western Conference Championships in 1997 and 1998 ... was runner-up (to the Lakers' Jerry West) for The Sporting News NBA Executive of the Year award in 1994-95, a season in which the Jazz went 60-22 ... in the summer of 1999 was named general manager of the New York Knicks ... a year and a half later, he was promoted to team president ... in his four-plus seasons in New York, the Knicks made the playoffs twice, advancing to the Eastern Conference Finals in 2000 ... before re-joining the Jazz in 2005, worked with NBA TV for part of the 2003-04 and entirety of the 2004-05 NBA season ... an upstate New York prep standout, went on to play collegiately for St. Francis University, where he was a four year letterman and captained the team in his senior year of 1979-80 ... graduated with a degree in business management ... has led camps in Israel in conjunction with PeacePlayers International, a program that uses basketball to teach children proven tactics for improving their communities ... has also worked basketball camps for both the NBA and Adidas in China, Brazil and Europe ... he and his wife, Marsha, have four daughters: Sarah, Hannah, Mary Frances and Emma Grace.

GEORGE FELTON

DIRECTOR OF COLLEGE PLAYER PERSONNEL

Joined the Spurs in the summer of 2006 ... was the head coach at South Carolina for five seasons (from 1986–91) ... during the 1988–89 campaign led the Gamecocks to a 19-11 record as South Carolina earned its first trip to the NCAA Tournament in 15 years ... started his coaching career in 1976 as a graduate assistant while earning his master's degree at Appalachian State ... has worked as an assistant at North Carolina A&T, East Carolina, Georgia Tech, St. John's, Oregon State and Kentucky (served as associate head coach for Bobby Cremins at Georgia Tech and for Tubby Smith at Kentucky) ... was on the sidelines when the Wildcats won the 1998 NCAA Championship in the Alamodome ... prior to joining the Spurs spent six seasons as a scout for the Indiana Pacers ... was inducted into his high school's (All Hallows – Bronx, New York) Hall of Fame on October 28, 2011 ... he and wife, Brenda Craven, live in South Carolina and have three sons ... Larry is in the United States Coast Guard, Bobby recently graduated from Horry-Georgetown Tech with a degree in criminal justice and Jeremy is a criminal justice major at Horry-Georgetown Tech.



BRIAN PAUGA

DIRECTOR OF SCOUTING/AUSTIN TOROS GM

Entering his seventh season in the Spurs basketball operations department ... was promoted to director of scouting in September 2012 after serving two years as the coordinator of scouting ... assists in all areas of Spurs basketball operations ... took on the role of general manager of the Austin Toros (the Spurs NBA Development League team) in September 2013 ... started with the Silver and Black in July 2007 as a basketball operations intern ... was brought on full-time in the summer of 2008 as the basketball operations assistant ... prior to joining the Spurs worked as a student manager with the Michigan State men's basketball team from 2003-07, including the Spartan's 2005 Final Four team ... earned his degree in business management ... a native of Willowbrook, Illinois ... resides in San Antonio with his fiancé, Amanda.



Analisa Rodriguez
Director of Player Services



April Hardy-Holley
Executive Assistant of Basketball Ops



Ben Sullivan
Video Coordinator Assistant



Brandon James
Manager of Basketball Admin.



Cindi Moreno
Administrative Asst. of Basketball Operations



Claudio Crippa
International Scout



Dave Telep
Draft Scouting Coordinator



Gabe Farkas
Director of Basketball Analytics



Jack Ransone
Coordinator of Medical Systems



Julio Rodriguez
Practice Facility Building Supervisor



Kris Davis
Basketball Communication Manager



Leslie Giese
Executive Assistant to Head Coach



Matt Herring
Athletic Performance Associate



Matt Meiners
Manager of Statistical Development



Mitch Heckart
Basketball Communication Coordinator



Tom James
Director of Basketball Communications



Trajan Langdon
Pro Scout



Travis Wade
Equipment Manager



William Hardy
Video Coordinator



JIM BOYLEN

ASSISTANT COACH

Enters his first season as an assistant coach for the Spurs ... brings 27 years of coaching experience to the bench ... spent the past two seasons as an assistant with the Indiana Pacers ... prior to joining the Pacers, the Michigan native served as head coach for the University of Utah from 2007-11 and compiled a 69-60 overall record ... in his second season, led the Utes to the Mountain West regular season and postseason conference championships ... that earned Utah a fifth seed in the NCAA tournament, the highest ever for the conference at that time ... served as an assistant for the Michigan State Spartans on two separate occasions from 2005-07 and 1987-92 ... also served as an assistant with the Milwaukee Bucks (2004-05), Golden State Warriors (2003-04) and the Houston Rockets (1992-03) ... as a member of the Rockets coaching staff the organization claimed a pair of NBA Championships in 1994 and 1995 ... a 1987 business graduate from the University of Maine ... an All-North Atlantic Conference First Team selection his senior year ... he and his wife, Christine, have two daughters, Ashlen Clare and Layla Blue.



IME UDOKA

ASSISTANT COACH

Enters his second season with the Spurs as an assistant coach ... served as the head coach of the Spurs 2013 Las Vegas Summer League squad ... spent three seasons as a player with the Silver and Black from 2007-09 and the 2010-11 campaign ... enjoyed a seven-year NBA career ... played for the L.A. Lakers in 2003-04, the New York Knicks in 2005-06, the Portland Trail Blazers in 2006-07 and the Sacramento Kings in 2009-10 ... went undrafted out of college ... spent time in the NBA Development League, USBL, IBA and internationally in Spain and France ... was named to the All-NBA D-League First Team and was also the recipient of Jason Collier Sportsmanship Award in 2005-06 ... began his college career at Eastern Utah and spent a year at the University of San Francisco before finishing at Portland State ... late father was of Ibibio descent and was born in Nigeria ... played for the Nigerian National Team in multiple tournaments, including the 2005 African Championship, the 2006 FIBA World Championship, and the 2011 African Championship where he helped lead Nigeria to a bronze medal.



SEAN MARKS

ASSISTANT COACH

Moved to the bench as an assistant coach prior to the 2006-07 season ... spent the previous five seasons as the team's assistant coach/director of player development ... joined the Spurs in July of 2002 after spending 14 seasons coaching in the Australian National Basketball League ... in nine seasons as a head coach in the NBL, amassed 149 career victories (the sixth highest total in NBL history) ... started as an assistant coach with the Melbourne Tigers under Lindsay Gaze ... was named head coach of the North Melbourne Giants in 1993 ... earned NBL Coach of the Year honors in 1994 when he led the Giants to the National Championship ... spent the 1998-99 season working in the Spurs basketball operations department ... then returned to Australia as the head coach of the Sydney Kings ... after three seasons with the Kings he re-joined the Spurs ... served as an assistant coach for the Australian National Team for eight years (including both the 1996 and 2000 Olympic Games as well as the 1998 World Championships) ... in March of 2009 was named the head coach of the Australian National Team ... led Australia to the FIBA Oceania Championship over rival New Zealand in the summer of 2011 to secure a bid to the 2012 Olympics ... guided the Boomers to a 3-3 record in the 2012 Olympics, including a key 82-80 win over eventual bronze medalist Russia to advance to the second round ... son of New England Basketball Hall of Fame Coach, Bob Brown ... played four seasons at Boston University under Rick Pitino ... named team MVP his sophomore year and served as team captain in both his junior and senior seasons ... earned his bachelor's degree from B.U. ... met and married his wife, Anna, in Australia ... they have two daughters, Julia and Laura, and a son, Sam.

CHIP ENGELLAND

ASSISTANT COACH

In his ninth season as a Spurs assistant coach ... a sought after speaker, clinician and advisor on shooting technique for numerous NBA players including Steve Kerr, Grant Hill and Shane Battier ... served as a shooting consultant with the Pistons during the 1999–2000 season ... was director of player development for the Nuggets for two seasons before joining the Spurs ... served as a ball boy for John Wooden's 1975 NCAA Championship UCLA team ... in 1979 led Los Angeles in scoring while at Pacific Palisades High School ... lettered four seasons at Duke University ... team captain for Mike Krzyzewski's 1982–83 Blue Devil squad ... spent nine years playing professionally in the Philippines, Canada and the CBA ... in 1995 founded In-Net Corporation to establish his "Chip Shots" basketball camps to help players of all ages improve their shooting ... he and wife, Jessica, have two sons, Press and Path.



CHAD FORCIER

ASSISTANT COACH

Is currently in his seventh season with the Spurs after joining the team in the summer of 2007...his coaching career began with an internship in 1992 (while still in college) with the Seattle SuperSonics...spent five seasons with the Sonics, working for head coach George Karl...from 1994–97 served as varsity assistant coach and JV head coach at Lake Washington High School in Kirkland, Washington... in 1997 was named an assistant coach at Oregon State University... spent three seasons at OSU before moving to the University of Portland where he served as an assistant coach during the 2000–01 season...was an assistant coach for Rick Carlisle for six seasons: two with the Detroit Pistons (2001–03) and four with the Indiana Pacers (2003–07)... graduated from Seattle Pacific University in 1995...his brother, Todd, is the assistant strength and conditioning coach for the Portland Trail Blazers and his sister, Jade Hayes, is a former high school girls head coach.





ANTHONY FALSONE

ATHLETIC PERFORMANCE COORDINATOR

Begins his first season with the Spurs as athletic performance coordinator ... prior to joining the Silver and Black, served as the personal strength and conditioning coach for Houston Rockets center Yao Ming from 2005-11 and was the Head Strength & Conditioning Specialist for the Memorial Hermann Ironman Sports Medicine Institute from 2011-13 ... began his career under the tutelage of renowned strength and conditioning guru Tim Hallmark (long-time personal strength and conditioning coach to Evander Holyfield) ... served two years as the personal strength coach for NBA legend Hakeem Olajuwon before spending 10 years as head strength and conditioning coach for the Houston Rockets ... during his tenure with the Rockets, spent three seasons (1998, 99, 2000) as head strength and conditioning coach for the Houston Comets of the WNBA, earning three championships ... in 2004, worked with the Chinese Men's Olympic


basketball team in preparation for the summer Olympiad in Athens, Greece ... again directed training for the Chinese Men's National Team in 2006 in preparation for the FIBA World Championships ... holds a Bachelor of Science degree in kinesiology from Stephen F. Austin State University and earned a Masters degree in Fitness & Human Performance from the University of Houston-Clear Lake, studying under Dr. Eugene Coleman, EdD, (Director of the Human Performance Institute and former strength and conditioning coach of the Houston Astros) ... holds the following certifications: Certified Strength & Conditioning Specialist (CSCS) (National Strength & Conditioning Association), USA-Level 1 (USA Weightlifting), Performance Enhancement Specialist (PES) (National Academy of Sports Medicine – NASM), and Corrective Exercise Specialist (CES) – (National Academy of Sports Medicine – NASM).



WILL SEVENING

HEAD ATHLETIC TRAINER

In his 16th season as the Spurs head athletic trainer ... received his bachelor's degree in biology from the University of Wisconsin-LaCrosse in 1990 ... obtained a master's in sports medicine from the United States Sports Academy in 1992 ... served as the assistant athletic trainer/strength coach with the Indiana Pacers from 1994-98 ... a certified member of the National Athletic Trainers Association ... one of two trainers for U.S.A. Basketball at the 2003 FIBA Olympic Qualifying Tournament ... in his fourth term as president of the NBATA Foundation Board ... he and wife Terri have four children, Allison, Benjamin, Emma and Liam ... enjoys traveling to baseball games and has seen games in approximately 60 minor and major league ballparks.



DICE YAMAGUCHI

ASSISTANT ATHLETIC TRAINER

Joined the Spurs in the summer of 2007 ... served as the athletic trainer for the Austin Toros, the Spurs NBA D-League affiliate, from 2007-11... was promoted to assistant athletic trainer with the Spurs in the summer of 2011 ... a native of Fukuoka, Japan ... came to the U.S. in 2001 to learn athletic training at Indiana State University ... was a volunteer student athletic trainer with NFL Indianapolis Colts in the summer of 2005 ... served a seasonal student athletic training intern with NBA Indiana Pacers in 2005-2006 season ... graduated from California University of Pennsylvania with a Master of Science in 2007... was a certified athletic training intern with NFL Philadelphia Eagles in the summer of 2007... is a certified Athletic Trainer, certified Strength and Conditioning Specialist, Performance Enhancement Specialist and Corrective Exercise Specialist.



DAVID R. SCHMIDT, M.D.

SPURS TEAM PHYSICIAN

Enters his 21st season with the Spurs ... named the 2004 NBA Team Physician of the Year by the National Basketball Trainers Association ... serves as the team physician for the Spurs as well as the University of Texas at San Antonio and Trinity University athletics ... on the medical staff for the Silver Stars, Rampage, San Antonio Missions and several local high schools ... has a busy private practice where he concentrates on injuries of the knee ... specializes in ACL reconstruction, meniscus surgery, and cartilage restoration ... is a Fellow of the American Academy of Orthopaedic Surgeons, Board Certified by the American Board of Orthopaedic Surgery and holds a Certificate of Added Qualification in Sports Medicine ... a founding Board Member and past Chairman of the San Antonio Sports Foundation ... served as the medical director for the 1989 AAU Junior Olympics and the 1995 U.S. Senior Sports Classic ... the medical coordinator for the 1993 U.S. Olympic Festival ... served on the medical staffs of the 1995 World University Games and the 1996 Olympic

Games ... a clinical assistant professor in the department of orthopedics at the UT Health Science Center, where he was named the 2002 Distinguished Alumnus ... proud parent of daughter, Casey ... his son, Benjamin, a Marine Lance Corporal (LCpl) scout/sniper, was killed in the line of duty while serving in Afghanistan at the age of 24 on October 6, 2011.



DR. PAUL SAENZ, D.O.

SPURS TEAM PHYSICIAN

In 1988 became the city's first fellowship trained Primary Care Sports Medicine specialist ... founded Sportsmedicine Associates of San Antonio in 1992 ...now in his 16th season with the Spurs ... serves as the team physician for the San Antonio Missions and is a member of the medical staff for the Silver Stars, the Rampage, The University of the Incarnate Word, The University of Texas at San Antonio and Trinity university ... serves as a national team physician for USA Track and Field, and in 2012 was appointed as a National Team Physician for the Olympic gold medal winning men's USA Basketball team... was a member of the medical staff for the 1996 Olympic Games, served as the chief medical officer for boxing at the 1998 Goodwill Games and was the team physician for the USA Modern Pentathlon Team at the 2004 Olympics ... holds clinical faculty appointments at The University of Texas Health Science Center at San Antonio Medical School, The University of North Texas Health Science Center and with the Christus Santa Rosa Primary Care

Sportsmedicine Fellowship program ... selected as a St. Mary's University and Central Catholic High School Distinguished Alumnus ... selected as one of the states "Top Docs" by Texas Monthly magazine ... he and wife, Becky, have three sons, Nicholas, Stephen and Jeffrey.

LAWRENCE PAYNE

EXECUTIVE VICE PRESIDENT OF CORPORATE
PARTNERSHIPS, BROADCASTING, BRANDING & CONTENT



Recently began his 38th season with the organization, joined the franchise in 1976 after graduating from the University of Texas School of Law ... under his direction, Spurs Sports & Entertainment has built one of the highest rated and most extensive broadcast and on-line lineups in professional sports ... as executive producer for each and every project, he is involved in all aspects from contract rights negotiations to the "look" of the content ... also leads the organization's corporate partnership sales efforts, including radio and TV inventory, print, digital, signage, in-arena and out-of-arena promotions/licensing and game operations ... he recently began to oversee the branding and marketing efforts of the Spurs, Silver Stars and Rampage... has won two national ACE Awards, the Silver Medal at the International Film & Television Festival of New York, several local Addy awards, and was selected as a charter member of the NBA Broadcast Advisory Board ... is a member of the University of Texas Law School Non-Practicing Advisory Council, serves as a mentor to University of Texas Law School students ... a member of Christus Santa Rosa Children's Foundation and Finance Committee, Baylor University's Sports Sponsorship & Sales (S3) Advisory Board, and is on the All-American Football Game Advisory Board, former Board Director for Greater San Antonio Chamber of Commerce ... Payne has been married to Mary, a fellow UT graduate for 34 years ... they have two sons, Bryan, an attorney with Cotchett, Pitre & McCarthy, LLP in San Francisco ... and William, a graduate of UT Austin who lives and works as a writer in Los Angeles.

FRANK MICELI

SENIOR VICE PRESIDENT OF SALES AND FRANCHISE
BUSINESS OPERATIONS



Joined the Spurs in September of 2008 ... previously served as chief operating officer of the Philadelphia Phantoms (AHL), a position he held since 1996 ... added the role of Vice President of minor league operations for all of Comcast-Spectacor in November 2000 ... was responsible for overseeing the Phantoms and the organization's three minor-league baseball teams - the Bowie Baysox, Delmarva Shorebirds and Frederick Keys ... was awarded the James C. Hendy Award, which is presented to the American Hockey League's outstanding executive, following the 1997-98 season and the Thomas Ebright Award, which is presented annually for outstanding career contributions to the American Hockey League, following the 2006 - 2007 season... duties with the Phantoms included overseeing all operations, including fiscal management, sales, marketing, advertising, sponsorship sales and public relations ... prior to joining the Phantoms, he was the director of sales and marketing for the Philadelphia Flyers (NHL), managing over 15,000 season ticket accounts ... was responsible for moving the entire season ticket base of the Flyers into their new home at the Wachovia Center ... joined Comcast-Spectacor in 1990 as vice president of marketing and advertising at Spectathlete ... prior to joining Comcast-Spectacor, served as the advertising director for the Clover division of Strawbridge & Clothier in Philadelphia, advertising manager for John Wannamaker in Philadelphia, and advertising director for Gimbel's in both New York and Philadelphia ... a native of South Philadelphia ... graduated from the University of Scranton with a bachelor of science degree ... is a board member of San Antonio Sports, the San Antonio Convention and Visitors Commission and the Baylor University Sports Administration ... Frank and his wife, Michele, have two daughters, Amanda and Maria.

LORI WARREN

SENIOR VICE PRESIDENT OF CORPORATE FINANCE
AND STRATEGY



In her 21st year with the Spurs ... named senior vice president/finance and corporate administration in 2008 ... responsible for all financial operations and reporting, cash management, related tax matters and insurance risk management for Spurs Sports and Entertainment ... additional oversight responsibilities include the areas of service innovation, strategic development and corporate administration, as well as the operations and facilities management of the AT&T Center ... spent seven seasons as the team's controller ... was named vice president of finance in the summer of 2000 ... was heavily involved in all financial aspects of the AT&T Center development project and opening in 2002 ... prior to joining the Spurs worked in the audit department for KPMG Peat Marwick in Dallas and San Antonio ... a Certified Public Accountant with a degree in accounting from Texas A&M ... played one season of varsity tennis for the Aggies ... selected as a member of the 2007-08 Leadership San Antonio Class 33 ... a 2007 recipient of the San Antonio Business Journal's 40 Under 40 award... a member of the Board of Trustees of the United Way of Bexar County ... In 2011, named as one of San Antonio's Best CFOs by the San Antonio Business Journal... an active volunteer with her children's school and sports activities ... she and husband, Garren, have two sons, Chandler and Trevor.



BOBBY PEREZ

VICE PRESIDENT GENERAL COUNSEL AND
CORPORATE RELATIONS

A member of the Spurs organization since July of 1996 ... is responsible for Spurs Sports & Entertainment's external affairs ... born in Edinburg and raised in McAllen ... received his bachelor's degree in political science and business administration from the University of Texas at Pan American ... obtained a master's degree in public policy from the Lyndon B. Johnson School of Public Affairs at the University of Texas ... began his professional career as an intern with the U.S. General Accounting Office in Washington, D.C. ... enjoyed a stint with the Texas

Department of Commerce before being named the assistant director of a Hispanic public policy think tank at Trinity University... was then named vice president, government affairs for The Greater San Antonio Chamber of Commerce ... prior to joining the Spurs served as president of the San Antonio Hispanic Chamber of Commerce, leading an organization with almost 2,000 members ... was the GM of Administration at Toyota Motor Manufacturing, Texas for a year and a half before returning to SS&E in the summer of 2005 ... very active in the San Antonio community ... serves on the Board of Directors of numerous organizations including San Antonio for Growth on the Eastside, the SAISD Foundation, Christus Santa Rosa Hospital, the City's Military Transformation Task Force, and the Cancer Therapy Research Center...he has two children in high school, Manuel and April.



TAMMY TURNER

VICE PRESIDENT OF HUMAN RESOURCES &
CORPORATE ADMINISTRATION

In her 20th season with Spurs Sports & Entertainment ... named vice president of human resources and corporate administration in August 2012 ... today leads all areas of the organization's human capital, which includes championing our values-based culture, the personal and professional development of SS&E's employees, along with internal communications and employee engagement ... as well as having oversight of our information management and technology areas ... began

her career with SS&E in 1995 as an executive assistant in the finance department ... spent 10 years working on the financial side of the business before transitioning to the human resources department in 2005 ... was promoted to director of human resources in 2007 and was elevated to the role of senior director of human resources and corporate administration in 2008 ...born and raised in San Antonio ... received her bachelor's degree in political science/pre-law and a master's degree in business administration from the University of the Incarnate Word ... played collegiate volleyball, basketball and softball for UIW ... she and husband, Dave, have blended a family of five children, Kyle (24), Kody (23), Talbert (16), Jan-Tanah (15) and Jett (9).



JOE CLARK

VICE PRESIDENT OF SPURS TICKET SALES
AND SERVICE

Entering his 29th season with the Spurs ... began his career with the Spurs as a sales intern ... today is responsible for the entire ticket sales, premium and season ticket services as well as the ticket operations departments and youth sports and franchise programs ... served in several roles with the Spurs before being promoted to his current position in 1992 ... has led the organization's drive to put "Fans First" by recognizing the longevity of Spurs season ticket holders

with the introduction of a Tenure Based Recognition program ... this effort is executed by a team of 13 service professionals that work in Guest Services serving suite, courtside, charter and plaza season ticket holders ... oversees an experienced team of 19 season & group ticket sales executives that consistently provides a first class outing in addition to a great seats for a Spurs, Rampage and/or Silver Star game ... leads a team of 10 ticket operations and database staff responsible for the individual game ticket sales & ticket administration ... has twice coordinated relocation efforts for Spurs ticket holders (from the HemisFair Arena to the Alamodome in 1993 and from the Alamodome to the AT&T Center in 2002) ... continues to work with the famous Baseline Bums ... a native of Janesville, Wisconsin ... received his bachelor's in economics from the University of Wisconsin-Madison and a master's in sports management from Western Illinois University ... a volunteer with the Greater San Antonio Chamber of Commerce, the Knights of Columbus and AAU Basketball Coach ... serves on the board for Baylor University's S3 program (sports, sales and sponsorship) & the San Antonio Economic Development Foundation, also is a member of SA Sports and Business Alliance ... is a graduate of Greater San Antonio & Hispanic Chamber of Commerce Leadership San Antonio Class #34 ... he and wife, Linda, have two daughters and a son, 21-year-old Kelsey, 18-year-old Alyssa and 14-year-old AJ.



TIM SALIER

VICE PRESIDENT OF FRANCHISE SALES AND OPERATIONS

Joined Spurs Sports & Entertainment in 2000 ... was named vice president of franchise operation in August 2012 ... began his career with SS&E as a sales manager before being promoted to director of sales in 2003 ... awarded NBA Group Sales Co-Manager of the Year for the 2004-05 season ... elevated to the role of senior director of sales in 2008 and was later named senior director of franchise operations ... in his current role, oversees the business operations of three SS&E franchises, including the San Antonio Rampage (AHL), San Antonio Silver Stars (WNBA) and Austin Toros (NBA Development League) ... prior to

making the move to San Antonio, spent two seasons as the general manager and vice president of business operations for the Rockford Lightning in the Continental Basketball Association ... is an alumni of Leadership San Antonio Class 36 and a member of the 2011 San Antonio Business Journal 40 Under 40 ... also serves as an honorary command chief for Joint Base San Antonio and is a board member for Baylor University's S3 Program ... a native of Shannon, Illinois, he received his bachelor's degree in business administration from Monmouth College.



TOM PAQUETTE

VICE PRESIDENT & AT&T CENTER GENERAL MANAGER

Joined Spurs Sports & Entertainment in November 2011 ... brings over 22 years of arena management experience to the AT&T Center ... prior to SS&E, spent 10 years as general manager of Colonial Life Arena at the University of South Carolina ... the Colonial Life Arena, which opened in November 2002, quickly became the premier university arena in the United States and one of the most successful arenas in the southeast region of the United States ... prior to moving to South Carolina, served as the director of event production at the Wells Fargo Center and Spectrum in Philadelphia ... has held the positions of general manager at the

Tsongas Arena in Lowell, MA, and of the American Royal Center and Kemper Arena in Kansas City, MO ... also served as assistant arena manager at the University of Tennessee's Thompson-Boling Arena ... earned his bachelor's degree in Business Management from St. Joseph's University and is an active member of the International Association of Venue Managers, serving on its Safety and Security Task Force ... a native of Norristown, PA ... he and his wife, Sarah, have four children, sons Mac and Luke, and daughters Hannah and Rosemary.

SPURS SPORTS & ENTERTAINMENT STAFF



Bobby Adams
Security



John Aguilar
Welder



Erick Aguirre
Ticket Office
Group Coordinator



Michael Alden
Logistics Supervisor



Tracy Allen
Audio Visual Technician



Scott Anderson
Director of Security



Meghan Bailey
Ticket Office
Representative



Stephanie Ashe
Executive Legal Assistant



Ace Barajas
Meeting & Special
Events Manager



Sheri Barros
Senior Marketing Manager



Maegan Barth
Toros Business Operations
Coordinator



Clifford Baum
Operations Crew



Paul Baum
Payroll Administrator



Lindsay Beale
Group Sales
Account Executive



Anthony Bendele
Sales Account Executive



Carl Bennett
Rampage Sales
Representative



Ryan Bensinger
Event Production
Coordinator



Matthew Benson
Business Analytics
Manager



Andy Best
Toros Sales Representative



Trisha Birch
Service & Retention
Administrative Assistant



Joseph Blanco
Graphic Designer



Jaclyn Bretol
Group Sales Coordinator



Margaret Cannata
Partnership Activation
Associate



Robert Cano
Conversion Crew Lead



Joe Cantu
Senior Procurement
Coordinator



Christopher Cardenas
Silver Stars Sales
Representative



Jordan Carter
Toros Sales
Representative



Daniel Casados
Game Operations &
Special Events Mgr.



Amanda Castillo
Building & Events
Administrative Asst.



John Castillo
Event Security Coordinator



Rebecca Caven
Director of Service
Innovation



Leigh Ann Cecil
Season Ticket
Sales Coordinator



Carlos Cedillo
Maintenance Lead



James Chandler
Web Operations Manager



Nicole Christy
Premium Services
Manager



Lynn Classen
Senior Sales
Account Executive



Christine Coleman
Sales Representative



Ashley Combs
Corporate Responsibility
Coordinator



Bryan Conrad
Security



Jack Cuchran
Season Ticket & Group
Sales Account Manager



Julian Dals
Corporate Suite Sales
Account Executive



Sonia Davies
Staff Accountant



Jason Dawbin
Franchise Ticket Office
Manager



Ashley Del Valle
Partnership Activation
Coordinator



Ryan Dienbow
Spurs Ticket
Sales Manager



Stewart Denny
Marketing and
Programming Coordinator



Tim Derk
Service Innovation
Associate Manager



Alex DiFilippo
Rampage
Communications Coord.



Laura Dixon
Executive Director of
SBGB, Director of CR

SPURS SPORTS & ENTERTAINMENT STAFF



Joe Donnelly
Director of Corporate
Relations



Kevin Dooley
Event Security Manager



Chanson Douglas
Senior Sales Account
Executive



Jeff Dreesen
Senior Director of
Technology



Patrick Eland
Partnership Activation
Associate



David Elkins
Senior Partnership Sales
Manager



Nikki Ervin
Premium Services
Coordinator



José Esperiqueta Jr.
Security



Abe Exum
Graphic Designer



Daniel Farias
Group Sales
Account Executive



Christopher Fenton
Senior Season Ticket
Services Coordinator



Robert Fisher
Associate Producer



Carl Fowler
Security



Katie Funk
Associate Producer



Tifini Furst
Partnership Sales Account
Manager



Nicholas Galindo
Security



Chris Garcia
Director of Game Ops &
Special Events



Liz Garcia
Service Innovation
Coordinator



Ruben Garcia
Assistant Ticket Office
Manager



Brianna Garza
Partnership Sales Account
Executive



Jeanne Garza
Director of Corporate
Partnerships



Darlene Garza
Accounting Supervisor



George Gorvin
Corporate Responsibility
Representative



Mari Gil
Accounts Payable
Associate



Jimmy Glodich
Sales Representative



Stephen Goldberg
Rampage Sales
Representative



Nancy Gonzales
Group Sales Executive



Henry Gonzalez
Journeyman



Bill Goren
Director of Toros
Business Operations



Steve Gray
Rampage Sales Account
Executive



Edward Guerro
Senior IT Helpdesk
Technician



Kenny Hartman
Event Production
Coordinator



Joey Harvey
Sales Representative



Kylene Helduser
Interactive Content
Coordinator



Dorrell Henderson
Group Sales Account
Executive



Doug Hester
Partnership Activation
Coordinator



Ruth Hill
Senior Director of Finance



Latonya Holley
Silver Stars Head
Athletic Trainer



Megan Homan
Sports & Franchise
Programs Representative



Anthony Horton
Rampage Sales Account
Executive



Sharmeka Hudson
Premium Services
Coordinator



Dan Hughes
Silver Stars GM &
Head Coach



Ben Hunt
Manager of Interactive
Content



Jackie Ibarra
Season Ticket Services
Representative



Cedric Ikpo
Sr. Corporate
Responsibility Coord.



Eli Jeffries
Senior IT Systems
Specialist



Frank Jimenez
Maintenance Technician



Stacy Jobs
Senior Partnership
Activation Coordinator



Vickie Johnson
Silver Stars Assistant
Coach

SPURS SPORTS & ENTERTAINMENT STAFF



Kyle Jones
Rampage Sales
Representative



Lisa Keeth
Partnership Activation
Senior Manager



Kristin Kellner
Executive Assistant



Loretta Kerner
Silver & Black Give Back
Manager



Mike Kickirillo
Director of Broadcasting



Kathy Kurek
Ticket Office Manager



Alma Lara
Silver Stars Ticket Sales
Manager



Travis Laveault
Marketing Associate



Andra Leal
Corporate Responsibility
Specialist



Cassidy Lien
Game Ops & Special
Events Coordinator



Laurel Logan-Fain
Training & Development
Specialist



George Lopez
Painter



Tanya Lopez
Premium Services
Coordinator



Gretchen Luistro
Game Operations &
Appearances Mgr.



Hollis MacDonald
Education Outreach
Coordinator



Timothy Macias
Building Operations Crew



Kyle Maertz
Building Operations
Crew Lead



Andrea Maloney
Procurement Coordinator



Jordan Mandiekorn
Spurs Marketing Manager



Kristina Manley
Payroll Coordinator



Nick Mann
Group Sales Manager



Carlos Manzanillo
Corporate
Communications Manager



Wanda Martin
Ticket Office
Representative



Anthony Martinez
Rigger



Jaimi Martinez
Senior Human Resources
Manager



Mario Martinez
IT Event Technician



Melissa Martinez
Silver Stars Equipment
Manager



Aaron Masik
Senior Graphic Designer



Ben Mayfield
Plumber



Colton McCarty
Rampage Sales
Representative



Amy McClellon
Franchise Partnership
Sales Account Executive



Rachael McGuire
Fan Experience Associate
Manager



Adam McKenzie
Box Office Supervisor



Alex Melo
Sales Executive Assistant



Jennifer Molina
Silver Stars Sales
Representative



Chris Monroe
Director of Service &
Retention



Alyssa Montes
Season Ticket Services
Representative



Mari Morales
Security



Taylor Morgan
Season Ticket Services
Representative



Leya Mphande
Conversion Crew Manager



Sasha Murray
Season Ticket Services
Representative



Tanya Navalta
Senior Internal
Communications Coord.



Ruben Navas
Partnership Sales Account
Executive



Lisa Ochoa
Accounts Payable
Associate



Jimi Olson
Senior Sales Account
Executive



Sara Pena
Partnership Administrative
Assistant



Laura Perez
Creative Services
Project Specialist



Jenna Podlogar
Executive Assistant



Stephen Pyle
Audio Systems Senior
Engineer

SPURS SPORTS & ENTERTAINMENT STAFF



Elizabeth Quinones
Sr. Broadcast Traffic
Coordinator



Robbie Quintana
Broadcast Traffic Manager



Bruce Radley
Box Office Manager



Daniel Radwanski
Appearances Coordinator



David Ramon
Maintenance Technician



Jeri Ramos
Partnership Sales Account
Executive



Clinton Rathmell
Director of A/V
Engineering



Luke Roichenstein
Sales Representative



Joe Reyes
Corporate Suite Sales
Account Executive



Rance Ristau
Creative Entertainment
Associate



Trevor Rivera
Director of Content
Production



Yolanda Rodgers
Silver Stars Sales
Representative



Steven Rohall
AT&T Center Marketing
Manager



Cindy Salazar
Building Operations
Crew Lead



Lou Sangurima
Video Display Engineer



Lauren Schlattner
Franchise Service &
Retention Representative



Allon Schlesinger
Toros Senior Account
Executive



Harmony Schwethelm
Franchise Partnership
Sales Account Executive



Evelyn Sealey
Franchise Operations
Executive Assistant



Mike Setser
Director of Corporate
Suite Sales



Maggie Shaffer
Service Innovation
Coordinator



Martin Sharp
Creative Entertainment
Coordinator



David Shrimpton
Sales Representative



Julie Shussler
Corporate
Communications Coord.



Sarah Silva
Sports & Franchise
Programs Coordinator



Shane Skaggs
IT Systems Manager



Erica Skene
Sales Representative



Blake Skinner
Partnership Sales
Account Executive



Joe Smierciak
A/V Technician



Kassie Smiley
Franchise Service &
Retention Manager



Ron Snead
Director of Facility
Services



Ryan Snider
Senior Director of
Franchise Operations



Carter Snowden
Associate Producer



Heather Staples
Benefits & Compensation
Manager



Wayne Starnes
Staff Accountant



Raynell Stavinoha
Corporate Suite Sales
Administrative Assistant



Cameron Stewart
Silver Stars Sales
Representative



Robert Stockhausen
Partnership Sales
Account Manager



David Stotts
Senior Director of
Creative Services



Christine Stragisher
Silver Stars Strength &
Conditioning Coach



David Susi
Senior Logistics Manager



Sharif Talukder
Director of Ticket
Operations



Aaron Teer
Game Ops & Special
Events Associate



Chris Thompson
A/V Systems Manager



Frank Torres
Inside Sales Manager



Perri Trivillon
Toros Communications &
Community Relations Mgr.



Cindy Trevino
Parking Services
Coordinator



Yolanda Trevino
Executive Assistant &
Special Projects Mgr.



Charlotte Tucker
Accounting Supervisor



Jennifer Vara
Executive Assistant



Lucio Vasquez
Operations Crew



James Wade
Silver Stars Assistant
Coach



Joel Waldon, Jr.
Sales Representative



Carolyn Wallace
Executive Assistant &
Investor Relations Mgr.



Shannon Walsh
Experience Innovation
Manager



Curt Vaughn
Rampage Ticket Sales
Manager



Todd Weber
Security Manager



Wayne Webster
Lead Electrician



Darr Weeks
Production Manager



Jim Weiler
Building Operations
Manager



Fred Weismiller
A/V Technician



Dan Weiss
Rampage Broadcast
Operations Manager



Chris Wenk
Interactive Content
Coordinator



Michael Wenske
Accounting Coordinator



Anne Werner
Interactive Content
Coordinator



Josh White
Franchise Operations
Sr. Manager



Michelle Whitlow
Premium Services
Coordinator



Rob Wicall
Creative Entertainment
Manager



Lamar Wilkerson
Partnership Activation
Coordinator



Hilary Williams
Partnership Activation
Associate



Scott Winegar
Partnership Sales Senior
Account Executive



Keisha Wyatt
Marketing Coordinator



Justin Wynter
Toros Account Executive



Jason Yuarate
Web Design Coordinator



Holly Zuver
Director of Event Services

NBA Cares

NBA Cares is the league's global social responsibility program that builds on the NBA's mission to address important social issues in the United States and around the world. Through this program, the NBA, its teams and players have donated than \$200 million to charity, completed more than 1.9 million hours of hands-on community service, and created more than 720 places where kids and families can live, learn, or play, in 23 countries and territories on five continents. NBA Cares works with internationally recognized youth-serving programs that support education, youth and family development, and health-related causes, including: KaBOOM!, Special Olympics, Boys and Girls Clubs of America, UNICEF, the Make-A-Wish Foundation, and the Global Business Coalition on HIV/AIDS, Malaria and Tuberculosis.



SPURS TELEVISION

BILL LAND PLAY-BY-PLAY

In his 11th season as the play-by-play voice for Spurs TV ... has been with Fox Sports Southwest since 1988 (when the network was known as Home Sports Entertainment) ... has called the action for 16 different sports for Fox Sports Southwest ... is the host of Spurs Insider and UTSA Football Insider ... handles the play-by-play call for numerous Big 12 events for Fox Sports Southwest including football, baseball, softball, soccer, women's basketball and swimming and diving ... a life-long Cubs fan ... received his degree in mass communication in 1973 from Southern Illinois-Edwardsville ... he and his wife, Gayle, have two sons, Taylor and Cooper ... Taylor plays professional basketball in Australia and Cooper plays professionally in Germany.



SEAN ELLIOTT ANALYST

Now in his 13th season in television after retiring following the 2000-01 campaign ... for the 10th consecutive year will serve as the primary analyst for Spurs television ... spent 11 of his 12 seasons with the Spurs ... in his NBA career, appeared in 742 regular season games, averaging 14.2 points, 4.3 rebounds and 2.6 assists per contest ... named an NBA All-Star in both 1993 and 1996 ... made NBA history on March 14, 2000, when he returned to the court after undergoing a kidney transplant on August 16, 1999 ... he and his wife, Claudia, were married in October of 2001.



ANDREW MONACO STUDIO HOST AND SIDELINE REPORTER

In his seventh season as a full-time member of the Spurs broadcast team ... will serve as studio host for games on KENS and KMYS and will handle sideline duties for FSN broadcasts ... has been the play-by-play voice of the Silver Stars since the team relocated to San Antonio in 2003 ... served as the voice of the Rampage from 2003-09 ... prior to joining the SS&E family spent more than a decade covering a variety of teams in the Orlando market ... he and his wife, Laura, have two children, Drew and Gina.



2012-13 Television Broadcast Partners

KENS (CBS): Will broadcast a total of 14 regular season games.

KMYS (CW): Will broadcast a total of two regular season games.

FOX Sports Southwest (FSSW): Will broadcast a total of 61 regular season games ... selected FOX games will also be broadcasted in Spanish and be distributed on the Spurs Television Network in the following markets: KIDY (San Angelo), KIDZ (Abilene), KBVO (Austin), KDF (Corpus Christi), KJTV/KMYL (Lubbock) MYTX (Tyler) and KXTS (Victoria)

SPURS RADIO

BILL SCHOENING WOAI, 1200 AM

Now in his 13th season as the radio play by play voice of the Spurs ... came to the Spurs in 2001 after a 12 year stint with the Texas Longhorn Sports Network ... has called Major League Baseball and National Football League action as well as the NBA ... dabbles as a singer/songwriter and has released two original CD's... he and his wife Gerry have two sons, Eric, 28 and Karl, 21.

For the 36th time in the Spurs 41-year history WOAI Radio will broadcast every Spurs game ... Spurs broadcasts on WOAI Radio are heard in 38 states and Mexico thanks to the station's 50,000-watt clear channel signal ... WOAI serves as the flagship station of the Spurs Basketball Network, which includes the following stations: The Horn/ESPN-Radio (Austin), KEYS (Corpus Christi), KLNT (Laredo), KBYG (Big Spring), KDTR (Del Rio), KUVA (Uvalde) and KINO (Eagle Pass).



PAUL CASTRO KCOR, 1350 AM

Now in his 20th season as the Spanish voice of the Spurs ... joined the organization in October of 1994 after spending four seasons as Portland Trail Blazers' Spanish broadcaster ... a 1990 graduate of Oregon State University ... was born in San Miguel De Allende, Mexico and raised in both Mexico and Oregon.

The 20th consecutive season that KCOR will carry the Spurs Spanish radio broadcasts ... KCOR will broadcast all of the Spurs regular season and playoff games during the 2013-14 campaign.



SAN ANTONIO SPURS 2013-2014

SILVER DANCERS



As the official dance team of the San Antonio Spurs, the Silver Dancers are ambassadors of Spurs Sports & Entertainment.





THE COYOTE 2!

CENTER OF ATTENTION

HEIGHT: 17 1/2 HANDS

WEIGHT: Till I'm good and ready

BIRTHPLACE: Sheep Buffet, TX

VACCINATIONS: Current

HIGH SCHOOL: Howl High School

COLLEGE: ACME University

Was signed by the Spurs as a Flea Agent in June of 1983 ... inducted into the Mascot Hall of Fame in 2007 ... named Mascot of the Year by gameops.com in 2006 ... broke the Guinness World Record for the most under the leg dunk in a minute for a group of five during the 2012 All-Star Weekend in Orlando ... during the 2012-13 season appeared at all 40 home games – with 40 starts – averaging 29.9 guffaws and 11.8 chuckles per contest ... was named the NBA's MVV (Most Valuable Varmint) for the 17th time in his career ... registered a career-high 1,118 hugs vs. the Lakers on 3/24/10 ... makes over 450 community appearances each year, averaging 19.8 rib-tickles per visit ... during the 2003-04 season became the first mascot in NBA history to dunk both a basketball and a doughnut in a single game ... was voted most likely to cough up a hairball ... only mascot in the NBA to shoot a behind the back basket and silly string in the same game ... hold the NBA record for most T-shirts launched during a timeout ... full name is ENTERTAINUS CARNIVOROUS ... selected best Spurs mascot 22 of the last 25 years ... graduated from ACME University with hors d'oeuvres ... favorite food is Roadrunner under glass, but admits a weakness for Fried San Diego Chicken ... is considering an acting career after his playing days are over ... was cast for the lead role in the movie Lord of the Rings, but eventually lost the part to Elijah Wood after it was discovered that The Coyote had no ring finger ... is talking with the Disney people about "THE COYOTE KING 2 1/2" ... would love to have Lassie over "for lunch" someday ... favorite musical group is Los Lobos ... his only brother L. Coyote was last seen in Laredo dodging 18-wheelers ... lives in a lavish den outside Loop 1604 ... admits living in "Bexar" County scares him.

In addition to his game night duties, the Coyote is available for community events, birthday parties and other outings. For information on how to book the Coyote for your event, please visit spurs.com, keyword: **APPEARANCE**.

SPURS IN THE COMMUNITY

Silver & Black GIVE BACK

Over the last 25 years, together with Spurs players, coaches and staff, Silver and Black Give Back has empowered hundreds of thousands of young people across South Texas! In the three years of our Team Up Challenge, we've connected our players with students and awarded the kids \$600,000 for their efforts at improving our community... their 15,000 volunteer hours are quite an inspiration. In 24 years of offering youth sports programs, such as the Spurs Youth Basketball League, we've trained over 2,000 coaches annually who lead teams in learning the benefits of making positive choices and respect for all. **Together we have the power to empower!**

To learn more about Silver and Black Give Back please visit www.SBGB.org.

Silver & Black Give Back (SBGB) is a 501(c)(3) public charity investing within San Antonio in partnership with the entire Spurs Sports and Entertainment family of teams: the Spurs (NBA), Silver Stars (WNBA), Rampage (AHL) and Austin Toros (NBA Developmental League).

SPURS YOUTH BASKETBALL LEAGUE



The Spurs Youth Basketball League was founded in 1991 by Spurs Head Coach Gregg Popovich and Kid Sports Network founder Frank Martin. The Spurs Youth Basketball League has grown immensely over the past 24 years and has had over 240,000 kids participate. Participants learn not only how to play basketball and improve their athletic skills, but they also learn the importance of team work, cooperation and sportsmanship.

Coach Popovich began the league as a way to keep kids involved in positive

activities in a safe environment. Coach Popovich's original vision of the Drug Free League is still the inspiration for the Spurs Youth Basketball League today.

To learn more about the Spurs Youth Basketball League, visit the Community section of Spurs.com or call 210-444-5022.

As a member of the SPURS YOUTH BASKETBALL LEAGUE, I pledge to:

- Say NO to drugs, alcohol and tobacco
- Play fair and be honest
- Use good sense and make positive choices
- Respect others and myself
- Stay in school and do my homework





TEAM UP CHALLENGE

Over the course of the past three years, students in the Team Up Challenge volunteered over 15,000 hours, fed over 4,000 children, rescued over 100 stray animals, launched a safe driving campaign for teenagers, fought against bullying, promoted college and more.

The Team Up Challenge is a youth-led service learning program that gives students a chance to apply learning to the real world, away from the classroom. It connects life experiences with curriculum, bringing education alive in powerful ways!

OUR 2013-2014 TEAM UP CHALLENGE SEMI-FINALISTS ARE:

Bexar County Academy (Leading Leaders)
Big Country Elementary School (Camp Half Blood Book Club)
Brewer Elementary School (Third Grade)
Cisneros Elementary School (Community Service Club)
Connell Middle School (The Knight Writers)
Harris Middle School (Green Team)
Hartman Elementary School (Student Council)
Jordan Intermediate School ("Because We Can" Leadership Club)
Keystone School with the Playhouse San Antonio (TRIBE)
Metzger Middle School (Mustang Muscle)

Martin Luther King Academy (National Junior Honor Society)
Pershing Elementary School (Gardening Club)
Rodriguez Elementary School (Baking with Books)
St. Luke's Episcopal School (St. Luke's Tigers)
Stevens High School (GT Leadership Class)
Storm Elementary School (The Bobcats)
Vineyard Ranch Elementary School (Learners to Leaders)
Whittier Middle School (National Junior Honor Society)
Wilson Elementary School (Gardening Club)
Zachry Middle School (Book Club)



The Team Up Challenge Scholars program is for select college students from five local universities. Twenty college students serve as mentors for the groups in the Team Up Challenge, encouraging them and advising them through their projects. The Scholars also provide guidance on applying to college and give their students a campus tour to encourage them to aspire to a college education.

For more information about the Team Up Challenge, the Team Up Challenge Scholars and to learn how you can help, visit teamupchallenge.com.

VISIT SECTION 105 ON THE AT&T CENTER CONCOURSE

During each home game fans can visit section 105 to learn more about what we have going on in the community and participate in fundraisers that benefit Silver & Black Give Back's youth programs.



Auctions

Silver & Black Give Back hosts in-arena auctions all season long. Be sure to stop by to see what exclusive Spurs autographed items and experiences are up for bid! The auctions close during half time, so get your bids in early! Proceeds benefit Silver & Black Give Back youth programs.

Silver & Black Shootout

Make 10 free throws in :24 seconds for your chance to qualify for the final game of knock out on the Spurs home court and to win cool prizes. Last year's champion received a trip for four to Orlando, FL.

Stop by Section 105 and step up to the charity stripe to show us what you've got and support our Silver & Black Give Back youth programs. \$5 donation to play!



Silver & Black
GIVE BACK



SPURS IN THE COMMUNITY

SPURS SPORTS & ENTERTAINMENT SOCIAL RESPONSIBILITY

While sport is our business, community is our passion. SS&E demonstrates its values of integrity, success and caring through a wide variety of community programs in three areas of focus.

Our Neighborhood- We are committed to serving the families, schools and business surrounding the AT&T Center.

Uniformed Services- With San Antonio being dubbed "Military City USA" and with Ft. Sam Houston located across the interstate from the arena, we make it a priority to serve those who serve us – including our police and firemen.

Health & Wellness- Being exceptionally fit, our players set an example and help us spread the message of physical and mental well-being across our beloved city.



Pos•se [pos•ee]
-noun

1. a body or force armed with authority
2. (US) Also called: posse comitatus the able-bodied men of a district assembled together and forming a group upon whom the sheriff may call for assistance in maintaining law and order.

The People of Spurs Sports & Entertainment make up our volunteer POSSE! The entire SS&E family is encouraged to be a part of the POSSE and get out and get involved in our community. Based on our organization's values and commitment to service, the POSSE offers all staff members and partners opportunities to volunteer in the greater San Antonio area. POSSE members are living demonstrations of our core values of integrity, success, and caring.

Each month staff have multiple opportunities to serve our community through POSSE projects. Last year alone, the POSSE partnered with organizations such as Habitat for Humanity, Big Brothers Big Sisters, Haven for Hope, Meals on Wheels, City Year, Fisher House, and many more.

Each year, to honor the top 20 employees in volunteer POSSE hours, SS&E makes a monetary donation to the charity of their choice.

**STAY UP TO DATE WITH THE WORK THE SPURS
ARE DOING IN THE COMMUNITY!**

www.spurs.com/community

www.facebook.com/silverblackgiveback

www.twitter.com/Silver_BlackCR

www.instagram.com/Silver_BlackCR

or visit www.SBGB.org



IN ACTION @ FISHER HOUSE

The POSSE had the honor of serving dinner to wounded warriors and their families temporarily living at the Fisher House campus. Spurs Cory Joseph, Aron Baynes and George "the Iceman" Gervin joined the cause to make the evening special for over 40 families.



IN ACTION @ SPECIAL OLYMPICS

The POSSE teamed up with Special Olympics of South Texas at the annual Basketball Skills Competition where nearly 300 athletes participated a variety of on-court activities to showcase their basketball talent.

INSPIRE U

Spurs Sports & Entertainment staff, including our executive team, serve as InspireU mentors. InspireU is a workplace mentoring program facilitated through Big Brothers Big Sisters, the Chamber of Commerce and the Mayor's office. The program pairs seventh grade students from Wheatley Middle School with our staff. Each month, the 'pairs' share a lunch hour together at the AT&T Center getting to know each other and building lasting relationships. The "Bigs" also make supplemental visits to Wheatley to hang out with their "Littles."



SPURS WHEELCHAIR BASKETBALL TEAM

Our team competes throughout Texas and across the U.S. representing the Spurs as a member of the National Wheelchair Basketball Association (NWBA). Each season you can catch them competing at half-time of Spurs home games. The team, comprised of individuals from the ages of 15 to 65, is an independent non-profit organization that serves as a physical and emotional rehabilitation resource. They receive funding from individuals and corporate supporters including Spurs Sports & Entertainment. To support the Spurs wheelchair basketball team, contact Cedric Ikpo at cikpo@attcenter.com.



COYOTE BOOT CAMP

Coyote Boot Camp aims to help students be more active by providing a fun fit program for students in the 1st – 8th grade. The program also promotes healthy nutrition, and teaches students that eating right and exercising helps prevent Type II diabetes. Coyote Boot Camp aims to instill healthy habits in students that they can take with them throughout their lives.



MANU'S MATHLETES

Manu's Mathletes encourages high school students to solve math riddles with the goal of establishing an interest and passion for the subject. After each riddle, a student that has submitted the correct answer will be randomly selected to attend a Spurs game and meet Manu before the game.

SAN ANTONIO SILVER STARS



The San Antonio Silver Stars posted a 12-22 record during the 2013 WNBA season ... Head coach Dan Hughes wrapped up his 12th season in the WNBA and his eighth overall with the Silver Stars in 2013 ... on July 25 of this past season, Coach Hughes picked up his 200th career victory against New York inside the AT&T Center ... currently, Coach Hughes has accumulated 206 wins in his career ... in 2013, Danielle Robinson became the 10th Silver Stars player to be named to the WNBA All-Star team ... prior to a season-ending injury, Robinson averaged 11.2 points and a league-leading 6.7 assists in 25 contests this season ... as a team, the Silver Stars ranked in the top five in two statistical categories ... they ranked fourth in the league in steals (8.26 per game) and fifth in assists

(16.4 per game) ... Silver Stars guard Jia Perkins ranked third in the WNBA in steals with 2.35 steals per game ... Perkins also ranked fourth in the league in three-point field goal percentage, connecting on 38.8 (45-116) percent of her shots from long distance ... Stars center Jayne Appel ranked fourth in the WNBA in rebounding averaging 8.9 boards per contest ... Appel also ranked seventh in the league averaging 1.28 blocks ... at the conclusion of the season, Danielle Robinson and Jia Perkins were both named to the WNBA All-Defensive Second Team ... in 2003 the Utah Starzz, one of the WNBA's founding franchises, relocated to San Antonio and became the San Antonio Silver Stars ... the Silver Stars enjoyed the best season in franchise history during the 2008 campaign when the team posted a 24-10 record and made their first trip to the WNBA Finals falling to the Detroit Shock in three games ... the Silver Stars are currently one of 12 teams comprising the WNBA, which celebrated its 17th season in 2013 ... created on April 24, 1996, when the NBA Board of Governors approved the concept for a women's league, the first WNBA game was played in June 1997 ... the WNBA's 34-game regular-season schedule typically runs from Memorial Day to Labor Day. For more information on the Silver Stars contact the public relations department at (210) 444-5738.



DAN HUGHES

HEAD COACH/GENERAL MANAGER

Just completed his eighth season with the Silver Stars ... the winningest coach in franchise history ... oversees the Silver Stars basketball staff, the team's roster development and all player acquisitions, while also coaching the team ... stepped aside as head coach to assume a full-time general manager role for the 2010 season and resumed his dual roles in 2011 ... in 13 years as a head coach – of the Charlotte Sting, the Cleveland Rockers and San Antonio – has led his teams to nine playoff appearances, four Western Conference Finals and one WNBA Final ... picked up his 200th career victory during the 2013 season ... is the only coach in WNBA history to take three different franchises to the playoffs ...



guided the 2008 Silver Stars to a 24-10 mark, earning the best record in the league and the franchise's first Western Conference Championship and its first trip to the WNBA Finals ... is a two-time WNBA Coach of the Year in 2007 and has finished as runner-up four times ... a member of the five-person USA Basketball Selection Committee for the 2010 World Championships, the 2012 Olympics and 2014 World Championships ... serves as a member of the selection committee for the Kay Yow Award ... has also spent time working as a broadcaster on San Antonio Spurs telecasts, as well as on men's and women's college games ... has coached 14 WNBA All-Stars ... many of Hughes' former players and assistant coaches have gone on to become coaches both at the college level and within the WNBA. Hughes' former athletes who went on to become Division I coaches are: Suzie McConnell-Serio (Duquesne); Dawn Staley (South Carolina); Jennifer Rizzotti Sullivan (Hartford); and Tricia Bader Binford (Montana State). Four of Hughes' former assistants have become WNBA Head Coaches: T.R. Dunn (Charlotte); Brian Agler (Seattle); Cheryl Reeve (Minnesota); and Suzie McConnell-Serio (formerly Minnesota) ... a native of Lowell, Ohio ... has been involved in coaching basketball at almost every level in the Buckeye State ... prior to joining the Sting, served as the assistant coach with the University of Toledo's women's basketball program (1996-97) and men's basketball program (1991-96) ... during his tenure with the Rockets' women's team, they posted a 27-4 record, winning the MAC Championship, and made an NCAA Tournament appearance ... had assistant coaching stints with the men's teams at Mount Union College (1982-84 and 1985-91) and Baldwin-Wallace College (1984-85) ... during the 1977-78 season, served as a graduate assistant at Miami of Ohio, helping the team to a MAC Championship and an appearance in the NCAA Regionals ... graduated with a degree in physical education and history from Muskingum College in New Concord, Ohio, in 1977 ... earned a Master's Degree in education from Miami University of Ohio in 1978 ... Hughes and his wife, Mary, have two children, Bryce and Sara, who coaches high school volleyball and basketball.

The San Antonio Rampage celebrate their 12th season in 2013-14 and serve as the top American Hockey League affiliate for the Florida Panthers ... originally a joint venture between Spurs Sports & Entertainment and the Florida Panthers until June 30, 2005 when SS&E purchased the Panthers portion of the franchise to assume sole ownership ... before becoming the Panthers affiliate, the Rampage spent six seasons as the top minor league affiliate of the Phoenix Coyotes (2005-11) ... entered into a new affiliation agreement with Florida on June 29, 2011 ... the Rampage are one of 30 AHL teams competing for the Calder Cup ... San Antonio will face 14 different teams in the 2013-14 season over the course of a 76-game balanced schedule, playing all 76 of their regular season games against Western Conference opponents ... inside the newly-formed West Division, San Antonio will play 40 games against four opponents ... the Rampage will face their in-state rivals, the Texas Stars, and their divisional rivals, the Oklahoma City Barons, 12 times each, along with eight contests against the Abbotsford Heat and Charlotte Checkers ... San Antonio posted a 29-38-2-7 record during the 2012-13 season ... throughout the season, 14 players who donned the Silver and Black were called-up to the Panthers, six of whom made their NHL debuts ... forward Jon Rheault led the team in scoring with 48 points (20g, 28a), while Greg Rallo paced the Rampage with 23 goals on the year ... netminder Jacob Markstrom became the seventh player in franchise history to receive AHL Player of the Week honors after he posted four-straight victories from Dec. 4-9 and allowed just seven goals on 137 shots (4-0-0, 1.75 GAA, 0.949 SV%) ... after finishing seventh in the league in attendance for two-straight seasons (2010-12), the Rampage wrapped up the 2012-13 campaign sixth in the league in attendance, welcoming a total of 268,560 fans to the AT&T Center ... the franchise held its third annual Pink in the Rink game on Feb. 1, 2013, which raised \$42,000 to benefit breast health awareness efforts in San Antonio, and sold-out the AT&T Center for the second-straight year with a franchise-record 16,205 fans in attendance ... the Rampage received their third Team Business Service Award from the AHL in as many years when the team was recognized for leading the league in new season-ticket sales during the 2012-13 season ... in operation since 1936, the AHL continues to serve as the top development league for all 30 National Hockey League teams ... more than 87 percent of today's NHL players are American Hockey League graduates ... for the 12th year in a row, more than 6 million fans attended AHL games across North America in 2012-13 ... for more information on the San Antonio Rampage contact Alex DiFilippo at 210-444-5734.



PETER HORACEK HEAD COACH



Enters his first year as head coach of the San Antonio Rampage and became the eighth head coach in the history of the franchise when he was appointed the bench boss on June 25, 2013 ... spent the last nine seasons working for the National Hockey League's Nashville Predators (2003-13), serving his last two years as an associate head coach and his first seven seasons as an assistant coach ... helped the Predators reach the playoffs and the 40-win plateau in seven of the nine years he was behind the bench ... enters his second stint as an AHL head coach after guiding the Milwaukee Admirals, the top affiliate of the Nashville Predators, to their first playoff series victory since 1998 during the 2002-03 season ... led the ECHL's Trenton Titans to the Eastern Conference Finals during his only year as head coach of the team (2001-02) ... named the 2001 IHL Coach of the Year after leading the Orlando Solar Bears to an IHL Championship with a 12-4-0 run in the Turner Cup Playoffs ... spent two years as a head coach with the Solar Bears and amassed an impressive 94-51-0 record ... served as an assistant coach in Orlando for four seasons (1995-99) before being promoted to head coach of the club ... began coaching career in the IHL as an assistant coach with the Saginaw Spirit in 1987-88 and spent one year as a player and assistant coach with the Flint Spirits (1988-89) ... earned his first head coaching role with the Nashville Knights of the ECHL prior to the 1990-91 season ... served as head coach for four seasons in the Colonial Hockey League, spending two years with the St. Thomas Wildcats (1991-93) and two seasons with the Flint Generals (1993-95) before being promoted to assistant coach of the Orlando Solar Bears ... coached alongside Chuck Weber, former Rampage head coach and currently the team's director of hockey operations, for the 2000-01 season in Orlando and the 2001-02 season in Trenton ... held title of team captain in four of his five seasons as a player with the Saginaw/Flint Generals and won a Turner Cup Championship in 1984 ... tallied 188 goals and 238 assists in 545 professional games throughout his nine-year playing career.





The Austin Toros concluded their 2012-13 season with a 27-23 overall record, including a 15-10 record inside Cedar Park Center ... the Toros featured two top-5 scorers last season, including Justin Dentmon (22.9 ppg), who led the league in scoring, and Spurs assignee Cory Joseph (19.4 ppg) ... Joseph also finished eighth in assists with 5.5 dishes per contest ... Austin also touted a top-3 rebounder with Rick Jackson pulling down 10.0 boards per contest ... Toros forward Tyler Wilkerson finished ninth in field goal percentage, converting on .529 (185-350) of his shot attempts ... the Spurs assigned three players to the Toros throughout the 2012-13 season, including Cory Joseph, Aron Baynes and Nando De Colo ... former Toros head coaches include the late Dennis Johnson (2005-07), who was inducted into the Basketball Hall of Fame in 2010, Quin Snyder (2007-10), who is now an Atlanta Hawks assistant coach, and current Utah Jazz assistant coach Brad Jones (2010-12) ... the Toros joined the D-League on

May 4, 2005, when the Columbus Riverdragons moved from Georgia to Texas ... Spurs Sports & Entertainment purchased the team on June 28, 2007 ... the Austin Toros enjoyed their best season in franchise history in 2011-12, capped off by winning their first NBA D-League Championship by defeating the Los Angeles D-Fenders in a best-of-three series ... the Toros posted a franchise-best 33-17 during the regular season and were a league-best 18-4 on their home court at the Cedar Park Center ... the NBA D-League, founded in 2001, is the NBA's official minor league ... featuring 16 teams with direct affiliations to NBA franchises, the NBA D-League is a proven developer of talent: Entering the 2013-14 season, 132 NBA players have D-League experience, and the league continues to develop coaches, referees, and front-office staff for the NBA and its teams ... one hundred and sixty players with NBA Development League experience are featured on 2013-14 NBA training camp rosters ... the 160 former NBA D-Leaguers comprise 29 percent of all players on training camp rosters ... for more information on the Toros contact the team's front office at (512) 236-8333.



KEN MCDONALD

HEAD COACH

Is in his first season as head coach of the Austin Toros ... served as an assistant last season for the Toros under head coach Taylor Jenkins, where he helped lead the team to a 27-23 overall record and to the semifinals of the 2013 NBA D-League Playoffs ... prior to the Toros, served as head coach at Western Kentucky University from 2008-12 where he accumulated a 67-48 overall record ... accomplishments with the Hilltoppers included guiding the school to the Sun Belt regular season and tournament championships in 2009 ... the Rhode Island



native served as an assistant coach for the University of Texas (2004-08) where he helped guide the Longhorns to four straight NCAA Tournament appearances ... during his four seasons on the Texas bench the Longhorns posted a 106-35 (.752) record ... the 106 wins are still the most victories in a four-year period in school history ... Texas captured Big 12 Conference regular-season championships in both 2005-06 and 2007-08 and advanced to the NCAA Tournament "Elite Eight" in both of those years as well ... also served as an assistant coach at the University of Georgia (2003-04), Western Kentucky University (1998-2003) and Clemson University (1994-98) ... a Providence College graduate, played two seasons with the Friars before playing professionally for the St. Paul Revelles in Killarney, Ireland from 1993-94 ... before transferring to Providence he played two seasons at the Community College of Rhode Island, where he was a first-team junior college All-American, setting school records for single season scoring as well as three-pointers made in a game, season and career.

CEDAR PARK CENTER | HOME OF THE TOROS



As the premier entertainment venue in South Texas, the AT&T Center opened in November of 2002. The AT&T Center was built by the initiatives of a public-private venture amongst Bexar County, the Coliseum Advisory Board, the San Antonio Livestock Show & Rodeo and Spurs Sports & Entertainment. The facility hosts four anchor tenants: the NBA Spurs, the AHL Rampage, the WNBA Silver Stars and the San Antonio Stock Show & Rodeo. Additionally, the venue attracts a multitude of concerts, family shows and special events. In 11 years of operation, the AT&T Center has hosted over 1,000 events with entertaining in excess of 15 million guests. George Strait, the Rolling Stones, Billy Joel & Elton John, The Police, Luciano Pavarotti, George Lopez, Cirque du Soleil, Lady Gaga, Justin Bieber, and Bon Jovi are just a few of the musical acts that have visited the AT&T Center. Other events include NCAA Basketball, WWE Royal Rumble, Walking with Dinosaurs, and the Harlem Globetrotters.



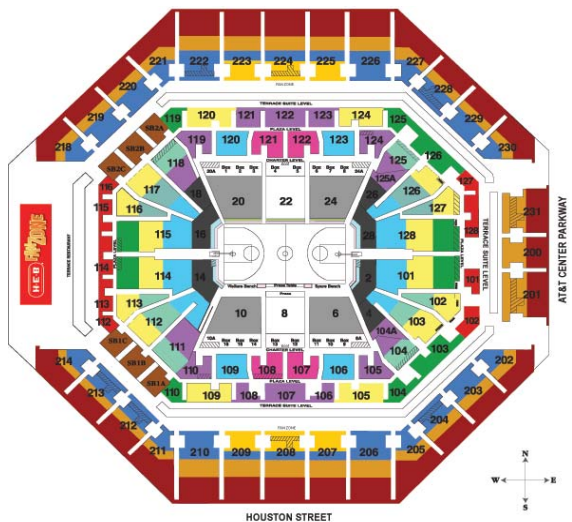
The AT&T Center offers diverse events to the San Antonio community and all of South Texas thanks in part to its various seating capabilities, building configurations, curtaining system and technology upgrades. Configurations from an ice show, to basketball, to rodeo, to boxing, to theater can all be accomplished at the AT&T Center. Complementing every event held at the venue is a 360 in-arena LED ring, four video/scoring panels to the Scoreboard, two Lobby LED Color Matrix displays and over six hundred LCD HDTVs throughout the arena.

To leverage its ancillary meeting spaces and exhibition/trade configurations, the AT&T Center offers MSEs, Meetings and Special Events, throughout the year. This additional amenity further illustrates the facility's full-service approach and has resulted in non-traditional bookings such as Toyota's 2007 National Dealer Meeting and Product Launch, Ford's Customer Appreciation Concert with Toby Keith, and AT&T's 2007 National Leadership Meeting.

Built in a "ranch tech" style, the AT&T Center is designed to present a sense of place, both inside and out. The external view, in addition to its distinctive architecture, features park-like landscaping that's both visually appealing and environmentally friendly. Inside, the design continues to capture the South Texas ambiance with festive colors and imaginative details. Adding to the interior appeal of the AT&T Center is a collection of fine art commissioned by Spurs owners Peter and Julianna Holt. The diverse collection is valued in excess of one million dollars and features Texas modern and basketball styled themes.

"We are enormously proud of the AT&T Center and what it brings to the community," said Holt, chairman of Spurs Sports & Entertainment. "We're proud to have been part of the effort. Now we can provide South Texas with some of the best sports and entertainment available anywhere in the U.S."

2013-14 SPURS SEASON



SPORTS COVERAGE YOU CAN COUNT ON



Joe
Reinagel

Vinnie
Vinzetta

KENS5

The Official Station of the Spurs



www.kens5.com





2012-13
SEASON IN REVIEW



SPURS 2012-13 REGULAR SEASON STATS

		-FIELD GOALS-					-3-POINT FG--					-FREE THROWS-					--REBOUNDS--							
PLAYER	G	GS	MIN	FG	FGA	PCT	PG	FGA	PCT	FT	FTA	PCT	OFF	DEF	TOT	AST	PF	DQ	STL	TO	BLK	PTS	AVG	
Parker	66	66	2174	519	995	.522	24	68	.353	279	330	.845	18	180	198	499	92	0	54	170	6	1341	20.3	
Duncan	69	69	2078	490	976	.502	2	7	.286	245	300	.817	124	562	686	184	117	0	50	147	183	1227	17.8	
Leonard	58	57	1810	260	526	.494	65	174	.374	104	126	.825	63	283	346	93	99	0	97	62	32	689	11.9	
Ginobili	60	0	1393	229	539	.425	83	235	.353	164	206	.796	30	171	201	274	114	0	80	132	13	705	11.8	
Green	80	80	2201	297	663	.448	177	413	.429	67	79	.848	36	208	244	141	124	0	92	94	54	838	10.5	
Splitter	81	58	1997	315	563	.560	0	2	.000	208	285	.730	144	371	515	130	161	2	63	100	64	838	10.3	
Neal	68	17	1484	246	597	.412	89	251	.355	64	74	.865	13	130	143	129	93	0	30	69	2	645	9.5	
Jackson	55	6	1075	123	330	.373	46	170	.271	49	70	.700	22	133	155	80	89	0	37	77	14	341	6.2	
Diaw	75	20	1709	179	332	.539	30	78	.385	47	65	.723	66	188	254	180	143	0	52	84	27	435	5.8	
Blair	61	16	851	142	271	.524	0	1	.000	44	70	.629	66	164	230	45	112	0	37	49	10	328	5.4	
Mills	58	2	656	113	241	.469	52	130	.400	16	19	.842	9	41	50	62	55	0	26	39	4	294	5.1	
Joseph	28	9	388	51	110	.464	6	21	.286	18	21	.857	12	40	52	53	25	1	15	21	4	126	4.5	
Bonner	68	4	909	112	230	.487	53	120	.442	11	15	.733	25	104	129	36	86	0	17	16	19	288	4.2	
De Colo	72	6	920	105	241	.436	31	82	.378	35	44	.795	23	115	138	138	87	0	41	81	6	276	3.8	
Anderson	10	0	94	11	25	.440	5	11	.455	7	9	.778	3	11	14	9	7	0	3	7	2	34	3.4	
Baynes	16	0	141	18	36	.500	0	1	.000	7	12	.583	12	20	32	5	23	0	1	11	6	43	2.7	
SPURS	82	-	19880	3210	6675	.481	663	1764	.376	1365	1725	.791	666	2721	3387	2058	1427	3	695	1206	446	8448	103.0	
OPPONENTS	82	-	19880	3079	6960	.442	519	1471	.353	1246	1639	.760	912	2577	3489	1756	1565	2	675	1221	405	7923	96.6	

		-- SINGLE-GAME HIGHS --					AVERAGE PER GAME					--CAREER HIGHS (C=SET, T=TIED THIS SEASON)-												
PLAYER	MIN	REB	AST	ST	TO	BL	PTS	MIN	REB	AST	STL	TO	BLK	PTS	FG	FGA	FT	FTA	REB	AST	PTS			
Parker	46	12	13	4	7	2	33	32.9	3.0	7.6	0.82	2.6	0.09	20.3	22	36	14	17	12C	17	55			
Duncan	41	21	6	3	6	7	34	30.1	9.9	2.7	0.72	2.1	2.65	17.8	19	34	17	24	27	11	53			
Leonard	44	14	6	5	4	26	31.2	6.0	1.6	1.67	1.1	0.55	11.9	11C	18C	8T	10C	14C	6C	26C				
Ginobili	36	8	15	6	6	2	23	23.2	3.4	4.6	1.33	2.2	0.22	11.8	16	27	18	19	15	15C	48			
Green	48	9	7	4	5	2	28	27.5	3.1	1.8	1.15	1.2	0.68	10.5	9T	19	7	9	9C	7C	28C			
Splitter	36	14	7	3	4	25	24.7	6.4	1.6	0.78	1.2	0.79	10.3	11	13T	9	12	14T	7C	26				
Neal	40	8	7	3	6	1	29	21.8	2.1	1.9	0.44	1.0	0.03	9.5	11C	20C	7	10	8T	7T	29C			
Jackson	35	11	6	3	4	2	15	19.5	2.8	1.5	0.67	1.4	0.25	6.2	16	30	15	17	12	15	43			
Diaw	38	9	6	4	5	2	16	22.8	3.4	2.4	0.69	1.1	0.36	5.8	15	24	10	10	16	16	31			
Blair	31	11	4	2	3	2	22	14.0	3.8	0.7	0.61	0.8	0.16	5.4	14	21	7	13	23	5	28			
Mills	25	5	6	2	4	1	23	11.3	0.9	1.1	0.45	0.7	0.07	5.1	14	25	6	6	5T	12	34			
Joseph	33	6	8	2	3	1	15	13.9	1.9	1.9	0.54	0.8	0.14	4.5	5C	13	4T	4T	6C	8C	15C			
Bonner	31	12	3	2	2	4	17	13.4	1.9	0.5	0.25	0.2	0.28	4.2	10	17	7	8	17	5	28			
De Colo	34	8	9	5	5	1	15	12.8	1.9	1.9	0.57	1.1	0.08	3.8	6C	11C	5C	6C	8C	9C	15C			
Anderson	20	4	3	2	3	1	9	9.4	1.4	0.9	0.30	0.7	0.20	3.4	7	17	6	8	8	4	19			
Baynes	30	9	3	1	3	2	9	8.8	2.0	0.3	0.06	0.7	0.38	2.7	4C	7C	2C	3C	9C	3C	9C			
SPURS	290	53	17	23	13	134	242.4	41.3	25.1	8.48	14.7	5.44	103.0	68	127	45	57	75	50	171				
OPPONENTS	290	61	30	14	24	13	136	242.4	42.5	21.4	8.23	14.9	4.94	96.6	68	130	46	58	77	51	166			

2012-13 TRANSACTIONS

April 16:	Signed Tracy McGrady.	Jan. 4:	Assigned Nando De Colo to the Austin Toros.
April 12:	Waived Stephen Jackson.	Dec. 20:	Waived James Anderson.
April 8:	Recalled Aron Baynes from the Austin Toros.	Dec. 20:	Recalled Kawhi Leonard from the Austin Toros.
April 5:	Assigned Aron Baynes to the Austin Toros.	Dec. 19:	Assigned Kawhi Leonard to the Austin Toros.
March 31:	Recalled Aron Baynes from the Austin Toros.	Dec. 17:	Assigned Cory Joseph to the Austin Toros.
March 24:	Assigned Aron Baynes to the Austin Toros.	Dec. 5:	Recalled Cory Joseph from the Austin Toros.
March 19:	Recalled Aron Baynes from the Austin Toros.	Dec. 3:	Recalled Nando De Colo from the Austin Toros.
March 16:	Recalled Nando De Colo from the Austin Toros.	Dec. 2:	Assigned Nando De Colo to the Austin Toros.
March 15:	Assigned Aron Baynes and Nando De Colo to the Austin Toros.	Dec. 1:	Assigned Cory Joseph to the Austin Toros.
March 1:	Recalled Aron Baynes from the Austin Toros.	Nov. 21:	Signed James Anderson and recalled Cory Joseph from the Austin Toros.
Feb. 28:	Recalled Cory Joseph from the Austin Toros and assigned Aron Baynes to the Austin Toros.	Nov. 15:	Assigned Cory Joseph to the Austin Toros of the NBA D-League.
Feb. 4:	Recalled Aron Baynes from the Austin Toros.		
Feb. 1:	Assigned Aron Baynes to the Austin Toros.		
Jan. 24:	Assigned Cory Joseph to the Austin Toros.		
Jan. 23:	Signed Aron Baynes and recalled Cory Joseph from the Austin Toros.		
Jan. 23:	Assigned Cory Joseph to the Austin Toros.		
Jan. 14:	Recalled Cory Joseph from the Austin Toros.		
Jan. 5:	Recalled Nando De Colo from the Austin Toros.		

SPURS 2012-13 HIGH GAMES

PLAYER	MINUTES	FIELD GOALS	FREE THROWS	OFFENSIVE	REBOUNDS DEFENSIVE	TOTAL	ASSISTS	STEALS	TURNOVERS	BLOCKED SHOTS	POINTS
JAMES ANDERSON	20 NOV. 29 at Miami	3 DEC. 17 at OKC.	4 NOV. 29 at Miami	1 (3) DEC. 17 at OKC.	4 NOV. 29 at Miami	4 NOV. 29 at Miami	3 (2) DEC. 5 vs Milw.	2T DEC. 17 at OKC.	3 DEC. 17 at OKC.	1T(2) DEC. 7 vs Hou.	9 NOV. 29 at Miami
ARON BAYNES	30C APR. 15 at G.S.	4C APR. 3 vs OrL.	2C(2) APR. 17 vs Minn.	3C(2) APR. 15 at G.S.	6C JAN. 30 vs Cha.	9C JAN. 30 vs Cha.	3C APR. 15 at G.S.	1C MAR. 3 vs Det.	3C JAN. 30 vs Cha.	2C MAR. 12 at Minn.	9C DEC. 12 vs OrL.
DEJUAN BLAIR	31 APR. 15 at G.S.	10 JAN. 25 at Dall.	5 (2) FEB. 8 at Det.	5 NOV. 17 vs Den.	8 NOV. 5 vs Ind.	11 NOV. 5 vs Ind.	4 (2) APR. 1 at Mem.	2 (11) APR. 15 at G.S.	3 NOV. 26 at Wash.	2 APR. 12 vs Sac.	22 JAN. 25 at Dall.
MATT BONNER	31 APR. 15 at G.S.	7 JAN. 19 at Atl.	2 (5) APR. 12 vs Sac.	3 (2) DEC. 8 at Cha.	10 NOV. 29 at Miami	12 DEC. 5 vs Milw.	3 DEC. 15 vs Bos.	2 JAN. 19 at Atl.	2 APR. 1 at Mem.	4C APR. 6 vs Atl.	17 JAN. 19 at Atl.
NANDO DE COLO	34C NOV. 29 at Miami	6C DEC. 17 at OKC.	5C NOV. 29 at Miami	3C NOV. 29 at Miami	7C APR. 3 vs OrL.	8C DEC. 8 at Cha.	9C APR. 15 at G.S.	5C APR. 15 at G.S.	5C(2) APR. 1 at Mem.	1C(6) APR. 3 vs OrL.	15C NOV. 29 at Miami
BORIS DIAW	38 NOV. 29 at Miami	7 JAN. 16 vs Mem.	5 FEB. 19 at Sac.	5 APR. 3 vs OrL.	7 (3) JAN. 18 vs G.S.	9 (2) JAN. 18 vs G.S.	6 OCT. 31 at N.O.	4T MAR. 12 at Minn.	5 DEC. 10 at Hou.	2 (5) APR. 1 at Mem.	16 NOV. 26 at Wash.
TIM DUNCAN	41 (2) DEC. 1 vs Mem.	13 (2) MAR. 16 vs Cleve.	11 MAR. 22 vs Utah	6 DEC. 1 vs Mem.	18 DEC. 12 at Utah	21 DEC. 12 at Utah	6 (5) MAR. 10 vs G.S.	3 (4) MAR. 1 vs Sac.	6 JAN. 11 at Mem.	7 JAN. 13 vs Minn.	34 MAR. 29 vs LA-C
MANU GINOBILI	36 (3) JAN. 11 at Mem.	8 FEB. 22 at G.S.	10 FEB. 24 at Phoe.	2 (5) MAR. 24 at Hou.	7 (2) JAN. 9 vs LA-L	8 JAN. 9 vs LA-L	15C MAR. 1 vs Sac.	6 DEC. 1 vs Mem.	6 DEC. 1 vs Mem.	2 NOV. 23 at Ind.	23 DEC. 28 vs Hou.
DANNY GREEN	48C NOV. 25 at Tor.	9T(2) FEB. 6 at Minn.	5 FEB. 11 at Chi.	2 (5) DEC. 26 vs Tor.	8C NOV. 25 at Tor.	9C NOV. 25 at Tor.	7C FEB. 21 at LA-C	4 FEB. 13 at Cleve.	5C MAR. 1 vs Sac.	2 (15) APR. 14 at LA-L	28C FEB. 6 at Minn.
STEPHEN JACKSON	35 APR. 1 at Mem.	6 JAN. 23 vs N.O.	5 NOV. 10 at Port.	4 NOV. 17 vs Den.	9 NOV. 15 vs N.Y.	11 NOV. 15 vs N.Y.	6 MAR. 3 vs Det.	3 (3) MAR. 22 vs Utah	4 (3) JAN. 30 vs Cha.	2 (2) APR. 1 at Mem.	15 JAN. 23 vs N.O.
CORY JOSEPH	33 APR. 15 at G.S.	5C(2) MAR. 12 at Minn.	4T MAR. 12 at Minn.	2T(2) APR. 10 at Den.	5C APR. 15 at G.S.	6C APR. 15 at G.S.	8C MAR. 20 at G.S.	2T(4) MAR. 20 at G.S.	3C(3) APR. 10 at Den.	1T(4) APR. 10 at Den.	15C MAR. 12 at Minn.
KAWHI LEONARD	44C FEB. 11 at Chi.	11C FEB. 11 at Chi.	8T APR. 6 vs Atl.	6 APR. 4 at OKC.	10C FEB. 2 vs Wash.	14C APR. 4 at OKC.	6C APR. 4 at OKC.	5T(3) DEC. 23 vs Dall.	4C(2) FEB. 13 at Cleve.	4C FEB. 13 at Cleve.	26C FEB. 11 at Chi.
GARY NEAL	40C DEC. 1 vs Mem.	11C(2) DEC. 10 at Hou.	6 DEC. 5 vs Milw.	2T DEC. 5 vs Milw.	8C APR. 3 vs OrL.	8T APR. 3 vs OrL.	7T NOV. 29 at Miami	3 (2) JAN. 5 vs Phil.	6C NOV. 29 at Miami	1T(2) FEB. 8 at Det.	29C DEC. 10 at Hou.
TONY PARKER	46 NOV. 25 at Tor.	15 NOV. 23 at Ind.	11 FEB. 8 at Det.	2 (2) JAN. 23 vs N.O.	12C DEC. 10 at Hou.	12C DEC. 10 at Hou.	13 JAN. 23 vs N.O.	4 DEC. 15 vs Bos.	7 (2) FEB. 19 at Sac.	2T MAR. 24 at Hou.	33 NOV. 23 at Ind.
TIAGO SPLITTER	36C JAN. 18 vs G.S.	10 JAN. 23 vs N.O.	8 DEC. 26 vs Tor.	6T(2) FEB. 27 vs Phoe.	10T(4) APR. 12 vs Sac.	14T JAN. 9 vs LA-L	7C NOV. 26 at Wash.	3T DEC. 18 at Den.	4 (2) APR. 10 at Den.	4C MAR. 22 vs Utah	25 JAN. 23 vs N.O.
SPURS High Games	290 NOV. 25 at Tor.	51 MAR. 1 vs Sac.	28 (2) FEB. 24 at Phoe.	14 (2) DEC. 5 vs Milw.	45 NOV. 25 at Tor.	53 (2) APR. 3 vs OrL.	41 MAR. 1 vs Sac.	17 DEC. 23 vs Dall.	23 JAN. 30 vs Cha.	13 JAN. 13 vs Minn.	134 DEC. 10 at Hou.
SPURS Low Games	240 (75) APR. 17 vs Minn.	28 JAN. 3 at N.Y.	6 JAN. 16 vs Mem.	2 (2) FEB. 11 at Chi.	22 (2) MAR. 8 vs Port.	26 FEB. 11 at Chi.	34 JAN. 3 at N.Y.	2 JAN. 18 vs G.S.	7 FEB. 10 at Brk.	1 (5) APR. 15 at G.S.	83 (2) MAR. 12 at Minn.
OPPONENTS High Games	290 NOV. 25 at Tor.	53 MAR. 8 vs Port.	29 DEC. 18 at Den.	19 NOV. 23 at Ind.	48 FEB. 22 at G.S.	61 NOV. 25 at Tor.	30 (3) MAR. 12 at Minn.	14 (2) MAR. 1 vs Sac.	24 (2) JAN. 30 vs Cha.	13 APR. 4 at OKC.	136 MAR. 8 vs Port.
OPPONENTS Low Games	240 (75) APR. 17 vs Minn.	27 NOV. 5 vs Ind.	5 NOV. 28 at OrL.	1 NOV. 21 at Bos.	20 (2) JAN. 16 vs Cleve.	25 NOV. 21 at Bos.	11 (2) JAN. 16 vs Mem.	1 NOV. 23 at Ind.	7 NOV. 15 vs N.Y.	0 JAN. 26 vs Phoe.	73 DEC. 31 vs Brk.

"C" indicates a new career-high, "T" a tied career-high.

Numbers in parentheses indicate the number of games in which a player or team has reached a given total (if more than one).

SPURS 2012-13 GAME-BY-GAME

Date	Opponent	Team/Opp	Home	Score	Total	High Scoring	High Rebounds	High Assists	Opponent Scoring	Atten.
Oct 31	@New Orleans	W 99- 95	0-0	1-0	1-0	Duncan-24	Duncan-11	Diaw-6	Davis-21	15,358
Nov 1	OKLAHOMA CITY	W 86- 84	1-0	1-0	2-0	Duncan-20	Duncan-8	Parker-6	Durant-23	18,581
Nov 3	UTAH	W110-100	2-0	1-0	3-0	Parker-24	Duncan-11	Parker-10	Mo Williams-29	18,581
Nov 5	INDIANA	W101- 79	3-0	1-0	4-0	Neal-17	Duncan-11	Ginobili-7	Hill-15	17,158
Nov 7	@L.A. Clipper	L 84-106	3-0	1-1	4-1	Green-12	Blair-7	Parker-6	Griffin-22	19,060
Nov 9	@Sacramento	W 97- 86	3-0	2-1	5-1	Duncan-23	Duncan-12	Parker-6	Thornton-17	13,505
Nov 10	@Portland	W112-109	3-0	3-1	6-1	Neal-27	Duncan-9	Ginobili-4	Thompson-17	20,447
Nov 13	@L.A. Lakers	W 84- 82	3-0	4-1	7-1	Parker-19	Duncan-9	Mills-4	Batum-33	18,997
Nov 15	NEW YORK	L100-104	3-1	4-1	7-2	Parker-19	Splitter-9	Parker-12	Bryant-28	18,581
Nov 17	DENVER	W126-100	4-1	4-1	8-2	Ginobili-20	Duncan-14	Parker-6	Felton-25	18,581
Nov 19	L.A. CLIPPERS	L 87- 92	4-2	4-1	8-3	Duncan-20	Duncan-14	Parker-6	Gallinari-15	17,920
Nov 21	@Boston	W112-100	4-2	5-1	9-3	Parker-26	Duncan-15	Parker-6	Paul-19	18,624
Nov 23	@Indiana	W104- 97	4-2	6-1	10-3	Parker-33	Duncan-17	Parker-10	Rondo-22	17,082
Nov 25	@Toronto	W111-106 (2OT)	4-2	7-1	11-3	Parker-32	Green-9	Duncan-6	West-22	19,800
Nov 26	@Washington	W118- 92	4-2	8-1	12-3	Diaw-16	Splitter-12	Splitter-7	DeRozan-29	13,879
Nov 28	@Orlando	W110- 89	4-2	9-1	13-3	Ginobili-20	Diaw-7	Parker-8	Crawford-19	17,271
Nov 29	@Miami	L100-105	4-2	9-2	13-4	Neal-20	Bonner-10	Neal-7	Affalo-16	13,959
Dec 1	MEMPHIS	W 99- 95 (OT)	5-2	9-2	14-4	Parker-30	Duncan-15	Ginobili-6	James-23	18,703
Dec 5	MILWAUKEE	W110- 99	6-2	9-2	15-4	Parker-22	Bonner-12	Parker-10	Gasol-20	18,581
Dec 7	HOUSTON	W114- 92	7-2	9-2	16-4	Parker-17	Neal-22	Parker-10	Ellis-21	18,349
Dec 8	@Charlotte	W132-102	7-2	10-2	17-4	Green-23	Duncan-12	Parker-9	Harden-29	18,581
Dec 10	@Houston	W134-126 (OT)	7-2	11-2	18-4	Parker-20	De Colo-8	Parker-9	Walker-23	17,321
Dec 12	@Utah	L 96- 99	7-2	11-3	18-5	Duncan-22	Duncan-21	Parker-12	Lin-38	13,959
Dec 13	@Portland	L 90- 98	7-2	11-4	18-6	Parker-21	Splitter-7	Ginobili-7	Millsap-24	18,710
Dec 15	BOSTON	W103- 88	8-2	11-4	19-6	Parker-22	Duncan-12	Parker-8	Lillard-29	19,118
Dec 17	@Oklahoma Cit	L 93-107	8-2	11-5	19-7	De Colo-14	Blair-6	Parker-7	Pierce-18	18,759
Dec 18	@Denver	L106-112	8-2	11-6	19-8	Duncan-31	Duncan-18	Duncan-6	Terry-18	18,203
Dec 21	NEW ORLEANS	W 99- 94	9-2	11-6	20-8	Parker-25	Duncan-10	Ginobili-7	Ibaka-25	17,092
Dec 23	DALLAS	W129- 91	10-2	11-6	21-8	Green-25	Splitter-7	Ginobili-9	Gallinari-28	17,943
Dec 26	TORONTO	W100- 80	11-2	11-6	22-8	Duncan-15	Leonard-10	Parker-7	Collison-15	18,581
Dec 28	HOUSTON	W122-116	12-2	11-6	23-8	Parker-31	Splitter-6	Parker-10	Johnson-12	18,581
Dec 30	@Dallas	W111- 86	12-2	12-6	24-8	Parker-21	Duncan-10	Parker-9	Anderson-12	18,581
Jan 2	BROOKLYN	W104- 73	13-2	12-6	25-8	Parker-20	Diaw-6	Parker-9	Harden-33	19,928
Jan 2	@Milwaukee	W117-110	13-2	13-6	26-8	Duncan-28	Duncan-13	Parker-11	Brooks-16	18,581
Jan 3	@New York	L 83-100	13-2	13-7	26-9	Neal-12	Duncan-6	Parker-6	Jennings-31	15,084
Jan 5	PHILADELPHIA	W109- 86	14-2	13-7	27-9	Parker-20	Splitter-10	Parker-5	Anthony-23	19,033
Jan 7	@New Orleans	L 88- 95	14-2	13-8	27-10	Ginobili-21	Duncan-8	Ginobili-4	Hawes-22	18,581
Jan 9	L.A. LAKERS	W108-105	15-2	13-8	28-10	Parker-24	Splitter-14	Parker-6	Gordon-24	11,599
Jan 11	@Memphis	L 98-101 (OT)	15-2	13-9	28-11	Parker-30	Duncan-15	Ginobili-5	Bryant-27	18,581
Jan 13	MINNESOTA	W106- 88	16-2	13-9	29-11	Parker-20	Duncan-9	Parker-5	Gay-23	17,685
Jan 16	MEMPHIS	W103- 82	17-2	13-9	30-11	Duncan-19	Splitter-9	Parker-11	Bares-15	18,144
Jan 18	GOLDEN STATE	W 95- 88	18-2	13-9	31-11	Parker-25	Duncan-10	Parker-8	Smith-22	18,581
Jan 19	@Atlanta	W 98- 93	18-2	14-9	32-11	Parker-23	Blair-7	Parker-12	Lee-22	18,581
Jan 21	@Philadelphia	W 90- 85	18-2	15-9	33-11	Duncan-24	Duncan-17	Parker-8	Turner-18	15,346
Jan 23	NEW ORLEANS	W106-102	19-2	15-9	34-11	Splitter-25	Green-7	Parker-13	Gordon-17	17,511
Jan 25	@Dallas	W113-107	19-2	16-9	35-11	Parker-23	Splitter-7	Parker-10	Beaubois-19	19,884
Jan 26	PHOENIX	W108- 99	20-2	16-9	36-11	Parker-31	Splitter-8	Parker-7	Sebastian-20	18,581
Feb 2	CHARLOTTE	W102- 78	21-2	16-9	37-11	Parker-22	Baynes-9	Parker-7	Sessions-20	18,581
Feb 3	WASHINGTON	W 96- 86	22-2	16-9	38-11	Parker-19	Leonard-11	Parker-12	Wall-21	18,581
Feb 4	@Minnesota	W104- 94	22-2	17-9	39-11	Parker-31	Parker-8	Parker-8	Rekovic-21	15,224
Feb 8	@Detroit	L109-119	22-2	17-10	39-12	Parker-31	Blair-10	Parker-8	Monroe-26	16,267
Feb 10	@Brooklyn	W111- 86	22-2	18-10	40-12	Parker-29	Splitter-9	Parker-11	J. Johnson-19	17,014
Feb 11	@Chicago	W103- 89	22-2	19-10	41-12	Leonard-26	Green-6	De Colo-7	Robinson-20	21,955
Feb 13	@Cleveland	W 96- 95	22-2	20-10	42-12	Parker-24	Leonard-10	Parker-7	Walters-20	12,162
Feb 16	@Sacramento	W108-102	22-2	21-10	43-12	Parker-31	Duncan-14	Parker-11	Thomas-22	14,940
Feb 21	@L.A. Clipper	W116- 90	22-2	22-10	44-12	Parker-31	Duncan-5	Green-7	Barnes-18	19,343
Feb 22	@Golden State	L101-107 (OT)	22-2	22-11	44-13	Green-20	Duncan-13	Duncan-3	Jack-30	19,596
Feb 24	PHOENIX	W 97- 87	22-2	23-11	45-13	Leonard-16	Leonard-9	Leonard-3	Gortat-21	14,923
Feb 27	PHOENIX	L101-105 (OT)	22-2	23-11	45-14	Parker-22	Splitter-11	Parker-8	O'Neal-22	17,573
Mar 1	SACRAMENTO	W130-102	23-3	23-11	46-14	Blair-16	Duncan-11	Ginobili-15	Thornton-25	18,581
Mar 3	DETROIT	W114- 75	24-3	23-11	47-14	Ginobili-17	Duncan-6	Jackson-6	Monroe-16	18,581
Mar 6	CHICAGO	W101- 83	25-3	23-11	48-14	Duncan-18	Duncan-10	Ginobili-9	Belinelli-21	18,581
Mar 8	PORTLAND	L106-136	25-4	23-11	48-15	Duncan-18	Duncan-8	Tied with-3	Lillard-35	18,581
Mar 11	OKLAHOMA CITY	W105- 93	26-4	23-11	49-15	Splitter-21	Neal-6	Parker-6	Durant-26	18,581
Mar 12	@Minnesota	L 83-107	26-4	23-12	49-16	Joseph-15	Splitter-11	Mills-6	Rubio-21	14,219
Mar 14	DALLAS	W 92- 91	27-4	23-12	50-16	Duncan-28	Duncan-19	Ginobili-9	Nowitzki-21	18,581
Mar 16	CLEVELAND	W119-113	28-4	23-12	51-16	Duncan-30	Duncan-13	Ginobili-10	Ellington-21	18,581
Mar 20	GOLDEN STATE	W104- 93	29-4	23-12	52-16	Duncan-25	Duncan-13	Ginobili-7	Curry-24	17,751
Mar 22	UTAH	W104- 97 (OT)	30-4	23-12	53-16	Parker-22	Duncan-16	Duncan-5	Mo Williams-23	18,581
Mar 24	@Houston	L 95- 96	30-4	23-13	53-17	Parker-23	Duncan-7	Parker-5	Harden-29	18,245
Mar 27	DENVER	W100- 99	31-4	23-13	54-17	Duncan-23	Duncan-14	Parker-11	McGee-21	18,581
Mar 29	L.A. CLIPPERS	W104-102	32-4	23-13	55-17	Duncan-34	Duncan-11	Parker-8	Griffin-18	18,581
Mar 31	MIAMI	L 86- 88	32-5	23-13	55-18	Duncan-17	Duncan-12	Parker-8	Boeh-23	18,581
Apr 1	@Memphis	L 90- 92	32-5	23-14	55-19	Parker-25	Splitter-11	Blair-4	Conley-23	16,642
Apr 3	ORLANDO	W 98- 84	33-5	23-14	56-19	Green-20	Splitter-9	De Colo-6	Harkless-18	18,581
Apr 4	@Oklahoma Cit	L 88-100	33-5	23-15	56-20	Duncan-24	Leonard-9	Leonard-6	Westbrook-27	18,203
Apr 6	ATLANTA	W 99- 97	34-5	23-15	57-20	Duncan-31	Duncan-14	Leonard-4	Jenkins-23	18,581
Apr 10	@Denver	L 86- 96	34-5	23-16	57-21	Duncan-17	Leonard-11	Tied with-4	Chandler-29	16,651
Apr 12	SACRAMENTO	W108-101	35-5	23-16	58-21	Parker-22	Splitter-12	Parker-10	Cousins-19	18,581
Apr 14	@L.A. Lakers	L 86- 91	35-5	23-17	58-22	Duncan-23	Duncan-10	Parker-8	Howard-26	18,997
Apr 15	@Golden State	L106-116	35-5	23-18	58-23	Neal-25	Splitter-7	De Colo-9	Curry-35	19,596
Apr 17	MINNESOTA	L 95-108	35-6	23-18	58-24	Duncan-17	Duncan-14	Parker-8	Williams-21	18,581

SPURS 2012-13 MISCELLANEOUS STATS

INCLUDES GAMES OF WEDNESDAY, APRIL 17, 2013

----	RECORD	HOME	ROAD	OT	
OVERALL	58-24	35-6	23-18	4-3	Head Coach: Gregg Popovich
Atlantic	8-2	4-1	4-1	1-0	Overall: 17 Years 905 Won 423 Lost .681 Pct.
Central	9-1	5-0	4-1		W/Club : 17 Years 905 Won 423 Lost .681 Pct.
Southeast	8-2	4-1	4-1		
EASTERN	25-5	13-2	12-3	1-0	
Southwest	12-4	8-0	4-4	2-1	
Northwest	9-9	7-2	2-7	1-0	
Pacific	12-6	7-2	5-4	0-2	
WESTERN	33-19	22-4	11-15	3-3	

TEAM WINNING & LOSING STREAKS:

----	OVERALL	HOME	ROAD
-----	Loss- 3	Loss- 1	Loss- 7
Long:Win - 11	Win - 18	Win - 8	Win - 7
-----	Loss- 3	Loss- 1	Loss- 7
Last:Win -04/12 vsSAC	108-101	Win -04/12 vsSAC	108-101
-----	Loss-04/17 vsMIN	95-108	Loss-04/17 vsMIN
			95-108
			Loss-04/15 @ GS
			106-116

----	WON	LOST	OFFENSE	VsOPP	HOME ATTENDANCE
Oct.	1	0			
Nov.	12	4	100+ 43- 8	If Opp W/L to date:	41 Games
Dec.	12	4	100+ 15-16	.500+ 23-17	755,700 Total
Jan.	12	3	Defense	.500- 33- 7	18,432 Average
Feb.	8	3	100+ 17-15		18,759 High
Mar.	10	4	100+ 41- 9		33 Sellouts
Apr.	3	6			

After 82 games last season: W 50 L 16

MARGINS	1	2	3	4	5	6	7	8	9	10	11	12	13	14	15	16	17	18	19	20	21	22	23
Won By:	3	4	2	3	4	4	5	1	1	4	3	2		2	1		1	2		1	2	2	1
Lost By:	1	2	2	2	3	2	1	1	3	1	1	1					1						
-----	24	25	26	27	28	29	30	31	32	33	34	35	36	37	38	39	40	41	42	43	44	45	46+
Won By:	1	2	3		1		1		1						1								
Lost By:	1																						

At Start Of:	OVERALL	HOME	ROAD	FG%	OVERALL	HOME	ROAD
2nd- Ahead:	36-12	24-4	12- 8	-44%	10-16	6- 5	4-11
- Behind:	19-10	9- 2	10- 8	45-49%	19- 7	11- 0	8- 7
1- Tied:	3- 2	2- 0	1- 2	50-54%	13- 1	8- 1	5- 0
3rd- Ahead:	43- 8	27- 4	16- 4	55-59%	15- 0	9- 0	6- 0
- Behind:	14-14	8- 1	6-13	+60%	1- 0	1- 0	0- 0
- Tied:	1- 2	0- 1	1- 1				
4th- Ahead:	46- 6	28- 2	18- 4				
- Behind:	8-16	4- 4	4-12				
- Tied:	4- 2	3- 0	1- 2				

GAMES MISSED DUE TO INJURIES:

NAME	ILLNESS/INJURY	DATES OUT	GAMES MISSED
Manu Ginobili	Back Spasms	10-31 - 11/01	2 (2-0)
Stephen Jackson	Flu Like Symptoms	11/09	1 (1-0)
Tony Parker	Flu Like Symptoms	11/10	1 (1-0)
DeJuan Blair	Knee Contusion	11/10	1 (1-0)
Gary Neal	Laceration on Right Index Finger	11/15 - 11-17	2 (1-1)
Kawhi Leonard	Quadriceps Tendinitis, Left Knee	11/17 - 12/18	18 (13-5)
Stephen Jackson	Non-Displaced Fracture of the Proximal Phalanx of his Right Little Finger	11/21 - 12/15	14 (12-2)
Tim Duncan	Rest	11/29	1 (0-1)
Manu Ginobili	Rest	11/29	1 (0-1)
Danny Green	Rest	11/29	1 (0-1)
Tony Parker	Rest	11/29	1 (0-1)
Danny Green	Tightness, Left Hamstring	12/5	1 (1-0)
Patty Mills	Sprained Right Ankle	12/5	1 (1-0)
DeJuan Blair	Sprained Left Ankle	12/8	1 (1-0)
Manu Ginobili	Left Quad Contusion	12/17	1 (0-1)
Gary Neal	Strained Right Calf	12/26 - 12/31	4 (4-0)
Stephen Jackson	Strained Right Ankle	1/10	1 (1-0)
Manu Ginobili	Grade 1 Left Hamstring Strain	1/16 - 1/21	4 (4-0)
Tim Duncan	Sore Left Knee	1/23 - 1/30	4 (4-0)
Kawhi Leonard	Left Patella Contusion	1/23	1 (1-0)
DeJuan Blair	Right Knee Effusion	1/30	1 (1-0)
Matt Bonner	Right Knee Effusion	1/30	1 (1-0)
Manu Ginobili	Tightness, Left Hamstring	2/2 - 2/11	5 (4-1)
Tim Duncan	Sore Left Knee	2/6 - 2/11	3 (3-1)
Stephen Jackson	Personal Business	2/10 - 2/19	3 (3-0)
Kawhi Leonard	Sore Left Knee	2/21	1 (1-0)
Tony Parker	Right Triceps Contusion	2/24	1 (1-0)
Gary Neal	Tightness, Left Calf	2/24 - 3/1	3 (2-1)
Boris Diaw	Low Back Strain	3/1 - 3/3	2 (2-0)
Stephen Jackson	Sprained Right Ankle	3/1	1 (1-0)
Tony Parker	Grade 2 Left Ankle Sprain	3/3 - 3/20	8 (6-2)
Kawhi Leonard	Sore Left Knee	3/12	1 (0-1)
Tim Duncan	Sore Left Knee	3/12	1 (0-1)
Manu Ginobili	Strained Right Hamstring	3/31 - 4/15	9 (9-6)
Tim Duncan	Sore Left Knee	4/1	1 (0-1)
Kawhi Leonard	Sore Left knee	4/1 - 4/3	2 (1-1)
Tony Parker	Sore Left Ankle	4/3	1 (1-0)
DeJuan Blair	Stomach Virus	4/3	1 (1-0)
Stephen Jackson	Mild Sprained Right Ankle	4/4	1 (0-1)
Tony Parker	Sore Neck	4/6	1 (1-0)
Stephen Jackson	Not With Team	4/10	1 (0-1)
Boris Diaw	Lumbar Facet Spr/Synovial Cyst Excision, Lumbar Spine	4/10 - 4/17	5 (1-4)
Tim Duncan	Sore Left Knee	4/15	1 (0-1)
Kawhi Leonard	Sore Left Knee	4/15	1 (0-1)

SPURS RECORD WHEN ...

	OVERALL	HOME	ROAD		OVERALL	HOME	ROAD
Scoring 70-79 points	0-0	0-0	0-0	Fewer rebounds than opponent	25-18	11-4	14-14
Scoring 80-89 points	2-9	1-2	1-7	Tied in rebounds	2-2	1-0	1-2
Scoring 90-99 points	12-7	6-1	6-6	Fewer turnovers than opponent	28-8	18-1	10-7
Scoring 100 points or more	43-8	27-3	16-5	More turnovers than opponent	22-15	12-5	10-10
Opponent scores 70-79 points	4-0	4-0	0-0	Tied in turnovers	8-1	5-0	3-1
Opponent scores 80-89 points	19-10	10-1	9-10	Scoring more points in paint	43-9	29-4	14-5
Opponent scores 90-99 points	18-8	11-1	7-7	Scoring fewer points in paint	12-14	4-2	8-12
Opponent scores 100 or more points	15-15	9-4	8-11	Tied for points in paint	3-1	2-0	1-1
Out-shoot opponent	52-5	31-0	21-5	Scoring more fast break points	22-11	13-4	9-7
Opponent out-shoot Spurs	5-19	3-6	2-13	Scoring fewer fast break points	33-13	21-2	12-11
More rebounds than opponent	31-4	23-2	8-2	Tied for fast break points	3-0	1-0	2-0

2012-13 INDIVIDUAL HIGHS AND LOWS

SPURS	
CATEGORY	SEASON-HIGH, PLAYER, DATE
Points	34, Tim Duncan vs. L.A. Clippers 3/29
	33, Tony Parker, at Indiana 11/23
	32, Tony Parker, at Toronto 11/25 2OT
	31, Tim Duncan, at Denver 12/18
Points in a quarter	16 (Q1), Tony Parker, at Indiana 11/23
	15, (Q4), Gary Neal, at Portland 11/10
	15 (Q2), Tim Duncan, vs. Memphis 12/1 OT
Points in a half	21, Tony Parker, at Detroit 2/8
	21 (1H), Tim Duncan, vs. Memphis 12/1OT
	20 (1H), Tim Duncan, at Milwaukee 1/2
	21, Tim Duncan, at Utah 12/12
Rebounds	19, Tim Duncan, vs. Dallas 3/14
	18, Tim Duncan, at Denver 12/18
	17, Tim Duncan, at Philadelphia 1/21
	20 (1H), Tim Duncan, at Milwaukee 1/2
Offensive Rebounds	6, Tim Duncan, vs. Memphis 12/1
	6, Tiago Splitter, at L.A. Lakers 11/13
	5, Kawhi Leonard, at Denver 4/10
Defensive Rebounds	18, Tim Duncan, at Utah 12/12
	15, Tim Duncan, vs. Utah 3/22
	14, (4) MR, Tim Duncan vs. Atlanta 4/6
	15, Manu Ginobili vs. Sacramento 3/1
Assists	13, Tony Parker, vs. New Orleans 1/23
	12 (4), Tony Parker, vs. Washington 2/2
	7, Tim Duncan, vs. Minnesota 1/13
Blocks	6, Tim Duncan, at Utah 12/12
	5 (10) MR, Tim Duncan, vs. Sacramento 4/12
	6, Manu Ginobili, vs. Memphis 12/1 OT*
Steals	5 (3) MR, Kawhi Leonard, vs. Dallas 12/23
	4, Kawhi Leonard, at Dallas 1/25
	15, Tony Parker, at Indiana 11/23
FG's made	14, Tony Parker, at Toronto 11/25
	13 (2) MR Tim Duncan, vs. Cleveland 3/16
	27, Tony Parker, at Toronto 11/25
FG's attempted	25, Tim Duncan, at Denver 12/18
	23 (3) MR, Tony Parker, at Minnesota 2/6
FT's made	11, Tim Duncan, vs. Utah 3/22
	11, Tony Parker, at Detroit 2/8
	10, Tim Duncan, vs. L.A. Clippers 3/29
FT's attempted	15, Manu Ginobili, at Phoenix 2/24
	13, Tim Duncan, vs. Utah 3/22
	12 (2), Tony Parker at Sacramento 2/19
3-pt FG's made	8, Danny Green, at Minnesota 2/6
	7 (3) MR, Danny Green at L.A. Lakers 4/14
	7, Gary Neal, at Houston 12/10 OT
3-pt FG's attempted	3-pt FG's attempted
	12, Danny Green, at Minnesota 2/6
	10 (2), Gary Neal, vs. Memphis 12/1 OT*
Minutes (Regulation)	10, Danny Green, at Toronto 11/25
	41:43, Kawhi Leonard, at Oklahoma City 4/4
	40:02, Tim Duncan, at Denver 12/18
	38:33, Danny Green, at Boston 11/21

OPPONENTS	
CATEGORY	SEASON-HIGH, PLAYER, DATE
Points	35, Stephen Curry, at Golden State 4/15
	35, Damian Lillard, vs. Portland 3/8
	33, James Harden, vs. Houston 12/28
	33, Nicolas Batum, at Portland 11/10
Points in a quarter	15 (Q3), Mo Williams, vs. Utah 11/3
	14, (Q4) Damian Lillard, vs. Portland 3/8
	14, (Q4), Eric Maynor, vs. Portland 3/8
Points in a half	25 (2H), Damian Lillard, vs. Portland 3/8
	24, (2H), Stephen Curry at Golden State 4/15
	21 (2H), Brandon Jennings, at Milwaukee 1/2
	22, David Lee at Golden State 2/22 OT*
Rebounds	17, Dwight Howard, 17 at L.A. Lakers 4/14
	17, Serge Ibaka, at Oklahoma City 12/12
	16, Paul Gasol, at L.A. Lakers 4/14
Offensive Rebounds	8, Ed Davis, at Toronto 11/25 (2OT)*
	7, Zach Randolph vs. Memphis 12/1 OT*
	6, Dwight Howard, at L.A. Lakers 4/14
Defensive Rebounds	17, David Lee at Golden State 2/22 OT*
	13, Dwight Howard, at L.A. Lakers 11/13
	12, Ricky Rubio, at Minnesota 3/12
	13, Goran Dragic, vs. Phoenix 2/27 OT*
Assists	13, Greivis Vasquez, at New Orleans 10/31
	12, Jarrett Jack, at Golden State 4/15
	4, JaVale McGee, at Denver 4/10
Blocks	4, Marreese Speights, vs. Cleveland 3/16
	4, Joakim Noah, vs. Chicago 3/6
Steals	7, Metta World Peace, vs. L.A. Lakers 1/9
	5, Greg Stiemsma, vs. Minnesota 4/17
	4, Nikola Vucevic, vs. Orlando 4/3
FG's made	13, Stephen Curry, at Golden State 4/15
	13, Brandon Jennings, at Milwaukee 1/2
	12, Damian Lillard, vs. Portland 3/8
FG's attempted	27, Russell Westbrook, vs. Oklahoma City 3/11
	26, Brandon Jennings, at Milwaukee 1/2
	26, LaMarcus Aldridge, at Portland 11/10
FT's made	15, James Harden, at Houston 3/24
	11, Kevin Durant, vs. Oklahoma City 3/11
	10, Mike Conley, Memphis 1/11/13
FT's attempted	17, Dwight Howard, at L.A. Lakers 4/14
	17, James Harden, at Houston 3/24
	11, Kevin Durant, vs. Oklahoma City 3/11
3-pt FG's made	7, Stephen Curry, at Golden State 4/15
	5, Wes Matthews, vs. Portland 3/8
	5, Charlie Villanueva, at Detroit 2/8
3-pt FG's attempted	13, Stephen Curry, at Golden State 4/15
	10, Danilo Gallinari, at Denver 12/18
	9, Stephen Curry, at Golden State 2/22 OT*
Minutes	
(Regulation)	45:15, Chandler Parson, at Houston 3/24
	44:48, Kevin Durant, at Oklahoma City 4/4
	43:47, Brandon Jennings, at Milwaukee 1/2

2012-13 TEAM HIGHS AND LOWS

CATEGORY	SPURS HIGHS	SPURS LOWS
TOTAL POINTS	132, at Charlotte 12/8/12	83 at New York 1/3/12
Points in 1st quarter	34 at L.A. Clippers 2/21/13	16 at L.A. Clippers 11/7/12
Points in 2nd quarter	41 at Houston 12/10/12 OT	10 at Minnesota 3/12/13
Points in first half	69 (2) MR at Milwaukee 1/2/12	38 (2) MR at Minnesota 3/12/13
Points in 3rd quarter	38 at Charlotte 12/8/12	15 (2) vs. Minnesota 4/17/13
Points in 4th quarter	39 at Portland 11/10/12	17 vs. Golden State 1/18/13
Points in 2nd half	73 at Charlotte 12/8/12	34 vs. Minnesota 4/17/13
Points in OT	14 (3) MR vs. Utah 3/22/13 OT	3 at Memphis 1/11/13 OT
FGM	51 vs. Sacramento 3/1/13	28 at New York 1/3/12
FGA	95 at Denver 12/18/12	70 at Portland 11/10/12
FG%	60.7 (51-84) vs. Sacramento 3/1/13	.354 (29-82) (2) MR at Minn 3/12/13
3-PT FGM	20 vs. Dallas 12/23/12	2 at Indiana 11/23/12
3-PT FGA	36 at Denver 12/18/12	13 vs. Utah 11/3/12
3-PT FG%	66.7 (20-30) vs. Dallas 12/23/12	11.8 (2-17) at Indiana 11/23/12
FTM	28 (2) MR at Phoenix 2/24/13	7 at L.A. Lakers 11/13/12
FTA	35 (2) at Phoenix 2/24/13	11 at L.A. Lakers 11/13/12
FT%	100.0 (22-22) vs. Minnesota 4/17/13	63.9 (7-11) at L.A. Lakers 11/13/12
OFF REBOUNDS	14 (2) MR vs. Milwaukee 12/5/12	28 at Brooklyn 2/10/13
DEF REBOUNDS	42 vs. Philadelphia 1/5/13	2 vs. New Orleans 12/21/1
TOTAL REBOUNDS	41 vs. Sacramento 3/1/13	22 at Brooklyn 2/10/13
ASSISTS	41 vs. Sacramento 3/1/13	14 at New York 1/3/12
STEALS	17 vs. Dallas 12/23/12	2 vs. Golden State 1/18/13
TURNOVERS	23 vs. Charlotte 1/30/13	7 at Brooklyn 2/10/13
BLOCKED SHOTS	13 vs. Minnesota 1/13/13	1 (3) MR at Chicago 2/11/13
POINTS IN THE PAINT	66 (2) MR vs. Sacramento 3/1/13	12 at New York 1/3/12
SECOND CHANCE POINTS	21 vs. Denver 11/17/12	2 (3) MR vs. New Orleans 1/23/13
FAST BREAK POINTS	32 vs. Minnesota 1/13/13	4 (4) MR vs. L.A. Clippers 3/29/13

CATEGORY	OPPONENTS HIGHS	OPPONENTS LOWS
TOTAL POINTS	136 vs. Portland 3/8/13	73 vs. Brooklyn 12/31/12
PTS, 1ST QUARTER	35 vs. New Orleans 1/23/13	11, at Denver 4/10/13
PTS, 2ND QUARTER	36 (2) MR vs. Houston 12/28/12	9 vs. Washington 1/2/13
PTS, 3RD QUARTER	35 (3) MR at Denver 12/18/12	5 vs. Brooklyn 12/31/12
PTS, 4TH QUARTER	46 vs. Portland 3/8/13	13 vs. Memphis 1/16/13
PTS, 1ST HALF	65 (2) MR at Detroit 2/8/13	26 vs. Washington 1/2/13
PTS, 2ND HALF	79 vs. Portland 3/8/13	26 vs. Brooklyn 12/31/12
PTS, OVERTIME PERIOD	9 (1OT, 2OT) at Toronto 11/25/12 2OT	6 at Houston 12/10/12 OT
FGM	53 vs. Portland 3/8/13	27 vs. Indiana 11/5/12
FGA	99 vs. Memphis 12/1/12	69 vs. Memphis 1/16/13
FG%	61.6 (53-86) vs. Portland 3/8/13	32.6 (28-86) vs. Detroit 3/3/13
3-PT FGM	13 vs. Portland 3/8/13	0 vs. Denver 3/27/13
3-PT FGA	32 vs. Houston 12/28/12	8 at Boston, 11/21/12
3-PT FG%	61.9 (13-21) vs. Portland 3/8/13	00.0 vs. Denver 3/27/13
FTM	29 at Denver 12/18/12	5 at Orlando 11/28/12
FTA	42 at Denver 12/18/12	8 (3) MR vs. Boston 12/15/12
FT%	94.4 (17-18) at Dallas 1/25/13	57.1 (12-21) (2) MR at Denver 4/10/13
OFF REBOUNDS	19 at Indiana 11/23/12	1 at Boston 11/21/12
DEF REBOUNDS	45 at Denver 12/18/12	20 at L.A. Clippers 2/21/13
TOTAL REBS	58 (2) MR at L.A. Lakers 4/14/13	25 at Boston 11/21/12
ASSISTS	30 at L.A. Clippers 11/7	11 (2) MR vs. Memphis 1/16/13
STEALS	14 at Portland 11/10/12	1 at Indiana 11/23/12
TURNOVERS	24 vs. Houston 12/23/12	7 vs. New York 11/15/12
BLOCK SHOTS	13 at Oklahoma City 4/4/13	0 vs. Phoenix 1/26/13
POINTS IN THE PAINT	68 vs. Denver 3/27/13	18 vs. Toronto 12/26/12
SECOND CHANCE POINTS	25 at Orlando 11/28/12	2 (2) MR vs. Houston 12/7/12
FAST BREAK POINTS	29 (2) MR at Denver 12/18/12	0 vs. Memphis 1/16/13

2012-13 SEASON NOTES

SEASON HIGHLIGHTS

The Spurs enjoyed a historic season in 2012-13 ... Here are just a few of the highlights ...

NIFTY-FIFTY: The Spurs extended their NBA-record of 50-or-more wins to 14 consecutive seasons with a 92-91 victory vs. Dallas on 3/13. In 2011-12, San Antonio surpassed the previous record by the Los Angeles Lakers, who won 50-plus games in 12 straight seasons from 1979 to 1990.

A WINNING HABIT: Since Tim Duncan joined the Spurs prior to the 1997-98 season, the team has enjoyed remarkable success. After completing their 16th season with Duncan, the Spurs have compiled the best record in the NBA with an 888-376 mark giving them a winning percentage of .703, which is the best mark of any team in the four major professional sports during this time period. During this period, the Spurs have won four NBA championships, held the NBA's best record three times and earned 10 division titles.

BEST 16-YEAR WINNING PERCENTAGE IN NBA HISTORY: Since Tim Duncan joined the Spurs prior to the 1997-98 season, the Spurs have been rewriting the history books. After completing their 16th season with Duncan, the Spurs have posted the best winning percentage over any 16-year span in NBA history. Here's a look at the best records in NBA history over any 16-year span.

TEAM	Seasons	W-L	Percentage
1. San Antonio	1997/98-2011/12	888-376	.703
2. Boston	1959/60-1974/75	889-402	.697
3. Boston	1958/59-1973-74	881-400	.689
4. Boston	1957/58-1972-73	874-397	.688
5. L.A. Lakers	1976/77-1991/92	900-412	.686

SOUTHWEST SEASONING: With a 99-97 win vs. Atlanta the Spurs clinched the Southwest Division title for the third consecutive year. Since joining the NBA in 1976-77, San Antonio has won 19 division titles which is the most of any team during that time period, surpassing the L.A. Lakers 18 division titles in that time period. In the Tim Duncan era starting in 1997, the Silver and Black have posted 10 division titles, the most in the NBA during that span.

WINNERS MENTALITY: "The Big Three" have accomplished many accolades together as a team and as individuals over their careers. "The Big Three" hold the number one, two and three spots in the top five among active players in career winning percentage. Here's a look at the highest winning percentage among active players:

PLAYER	CAREER WINNING PERCENTAGE
1. Manu Ginobili	.724 (526-201)
2. Tony Parker	.718 (626-246)
3. Tim Duncan	.714 (842-338)
4. Kobe Bryant	.658 (794-412)
5. LeBron James	.656 (502-263)

DYNAMIC DUO: Tim Duncan and Gregg Popovich have been one of the most successful player-coach combinations to team up on the hardwood. In their 16-year career, the two have tallied 842 wins together, the most in NBA history. Here's a look at top three player-coach duos in league history:

TEAM	PLAYER	COACH	WINS
San Antonio Spurs	Tim Duncan	Gregg Popovich	842
Utah Jazz	Karl Malone	Jerry Sloan	775
Utah Jazz	John Stockton	Jerry Sloan	768

THE AGELESS WONDER: Tim Duncan had one of the best seasons for a post player at 36 years old. The Big Fundamental averaged 17.8 points, his highest since 2009-10 when he averaged 16.6 and averaged 9.9 rebounds, which was his highest since 2009-10 when he pulled down 10.1 per game. Duncan has scored 20-or-more points in 23 games this season after only scoring 20-or-more in 11 games in all of last season. He has recorded 19 20-point/10-rebound games in 2012-13.

PLAYOFF LONGEVITY: With a 92-91 victory vs. the Dallas Mavericks on March 14, the Spurs clinched a playoff berth for the 16th consecutive season, which is the longest active streak in the NBA. The Silver and Black currently rank tied for sixth all-time in NBA history for consecutive playoff appearances. San Antonio was the first team in the Western Conference to clinch a playoff spot for the third straight season.

ROAD WARRIORS: San Antonio won its 21st road game of the season at Sacramento on Feb. 19, giving the Silver and Black 16 consecutive seasons with a winning road record. Their current streak is four seasons longer than the previous NBA record set by the L.A. Lakers from 1979-91.

COACHING EXTRAORDINAIRE: Spurs Head Coach Gregg Popovich became the 12th coach in NBA history to reach the 900-win plateau with a 104-97 victory vs. Utah on March 22. He is also the second coach (Jerry Sloan, Utah - 1,127) in NBA history to win 900 games with one franchise.

ALL-TIME TRIOS: The Spurs "Big Three" of Tim Duncan, Manu Ginobili and Tony Parker have won 457 games together. The Spurs trio ranks fifth all-time in NBA history and they are the active leaders in the NBA for wins.

ELITE STATUS: Tim Duncan has achieved some of the best statistical numbers among low-post players to ever play on the hardwood during their NBA careers. Duncan is among four players to achieve over 23,000 points, 13,000 rebounds and 2,500 blocks in their career.

GAME LEADER: Tim Duncan was the outright leader in points, rebounds and blocks in five games this season which is the highest total for any player in the NBA. He did this most recently on 3/29 vs. LAC, and previously on 3/27 vs. Denver, 3/20 vs. Golden State, 11/9 at Sacramento and 12/18 at Denver. Only Dwight Howard (2) has done this more than once.

DUNCAN'S 2013 NBA MILESTONES: Tim Duncan supplanted Charles Barkley into 22nd on the NBA's all-time scoring list at L.A. Lakers on 4/14. He surpassed Shaquille O'Neal into 13th on the NBA's all-time career rebounding list vs. Utah on 3/22/13. The Big Fundamental surpassed Robert Parish into 23rd on the NBA's all-time scoring list at Golden State on 2/22/13. The former Demon Deacon surpassed Tree Rollins into eighth on the NBA's all-time blocked shots list vs. Houston on 12/28/12.

DUNCAN'S SUCCESS: The Big Fundamental has won 842 games during his career, the most among active players. With a win vs. the Utah Jazz On March 22, he moved into fifth place on the all-time wins list.

PARKER'S SEASON ACCOLADES: Tony Parker was the only player in the NBA to average at least 20.0 points and 7.0 assists while shooting over 50.0 percent from the field and 80.0 percent from the free throw line. He led all guards in the NBA in shooting percentage. The Frenchman was one of three players (LeBron James and Russell Westbrook) to rank in the top 10 in points and assists per game. Parker led the NBA in scoring off pick and rolls this season, with an average of 8.5 points per game and led all NBA point guards this season with a 10.1 points per game average in the paint.

5K: Tony Parker recorded his 5,000th assist of his career vs. L.A. Lakers on Jan. 9 becoming the first Spur to 5,000 assists in franchise history. Parker has accumulated 5,247 career assists and is one of seven active point guards (Kidd, Nash, A. Miller, Bllups, Paul, Williams) in the NBA with 5,000 career assists.

PARKER'S DOUBLE-DOUBLES: Tony Parker accumulated a single season career-high 17 double-doubles (points and assists) surpassing his previous high of 15 during the 2008-09 season. Parker led the NBA this season in most games (30) leading his team in points and assists.

IF IT AIN'T BROKE: With a victory over Sacramento on April 6, 2011, Spurs Head Coach Gregg Popovich surpassed Red Auerbach to move into second place on the all-time wins with one team list. Popovich's 905 career wins, all with San Antonio, place him on a list that includes Jerry Sloan (Utah Jazz - 1,127 wins), Red Auerbach (Boston Celtics - 795), and Red Holzman (New York Knick - 613).

IN FOR THE LONG HAUL: After the 17th season at the helm of the Spurs, Gregg Popovich is the longest tenured coach with the same team in all four major professional sports. Here's a look at the longest tenured coaches in the four major professional sports leagues:

QUICK HITS

- The Spurs were one of four teams (Miami, Oklahoma City and L.A. Clippers) ranked in the top-ten in offensive efficiency and defensive efficiency. San Antonio was tied for third in defensive efficiency at 99.2 and seventh in offensive efficiency at 105.9.
- The Spurs ranked third in points per game differential (103.0 to 96.6); averaging 6.4 more points than their opponent.
- The Silver and Black were one of two teams (OKC) to rank in the top-five in points, field goal, three-point field goal and free throw percentage. The Spurs ranked fourth averaging 103.0 points, second shooting .481 from the floor, fifth shooting .376 from three-point range and fourth shooting .791 from the free throw line.
- San Antonio used 13 different starters in the 2012-13 season and had the most players with at least one start in the NBA.
- The Spurs set a franchise-high connecting on 20 three pointers vs. Dallas on 12/23. The 20 treys ranked tied fifth in the NBA for the most three-pointers in a game since 1986-87. San Antonio's previous record was set earlier this season with 19 three-pointers at Charlotte on Dec. 8, 2012.
- The Silver and Black set a NBA 2012-13 single game season-high handing out 41 assists vs. Sacramento on 3/1.
- Tony Parker was named Player of the Month in January as he averaged a team-high 21.9 points, 7.9 assists, 2.5 rebounds and 1.13 steals in 33.3 minutes while shooting .563 (135-230).
- Tony Parker recorded his first career triple-double at Houston on Dec. 10 recording 27 points, 12 assists and 12 rebounds.
- Tony Parker scored in double figures in a career-high 56 straight games.
- Tim Duncan was named the NBA's Western Conference Player of the Week for games played Monday, Nov. 19, through Sunday, Nov. 25, which was his 21st time earning Western Conference Player of the Week honors.
- Tim Duncan leads the NBA with 767 career double-doubles among active players and posted 36 double-doubles during the 2012-13 campaign.
- Tim Duncan and Tony Parker have played in 816 regular-season games together which is the highest total for any pair of current NBA teammates. The next active duos are Ginobili and Duncan with 678, Parker and Ginobili at 661, then Udonis Haslem and Dwyane Wade at 569 (games through 04/17/13).
- Manu Ginobili is one of just two players (Kyle Korver) since 1985 to be drafted 45th or lower and appear in over 700 NBA games.
- Baynes, De Colo, Diaw, Ginobili, Mills, Parker and Splitter all competed in the 2012 Summer Olympics and the seven Olympian participants are currently the most on a NBA roster this season. The Spurs set a new NBA-record with nine international players with the addition of Aron Baynes.
- Tim Duncan was selected as a reserve to his 14th NBA All-Star game and Tony Parker was selected as a reserve to his fifth NBA All-Star game.
- Kawhi Leonard was selected to Team Chuck in the BBVA Rising Stars Challenge, marking the second time he was selected to the event.
- The Spurs shot 79.1 percent from the free throw line which ranked fourth in NBA. The last time the Silver and Black shot above 79.0 percent was in the 1979-80 season when that San Antonio team shot 80.1 percent. The Spurs have nine players shooting over 75.0 from the free throw line.
- Kawhi Leonard had a career first by scoring 20-or-more points in consecutive games by recording 23 points, 6 rebounds, 2 steals and 2 blocks vs. Atlanta on 4/6. Leonard finished with 24 points, 14 rebounds and 6 assists in his previous game at Oklahoma City on 4/4.
- Kawhi Leonard recorded career-highs of 14 rebounds and 6 assists, while scoring a team-high 24 points (third highest scoring output in his career) at Oklahoma City on 4/4. This marked the first time in his career he led the Spurs in points, rebounds and assists in a game. Earlier this season, he scored career-high 26 points and made a career-high 11 baskets at Chicago on 2/11.
- Kawhi Leonard led the team in steals, swiping 1.67 per game and recorded two-or-more steals in 30 games. The former Aztec leads all sophomores averaging 1.50 steals through his first two seasons.
- Danny Green averaged a career-high 10.5 points this season after averaging 7.3 in his first two seasons. He ranked fifth in the NBA in three-point field goal percentage and shot .429 (177-413) from downtown. Green ranked sixth in the NBA with 177 treys made. When he connected on two-or-more three-pointers in a game the Spurs were 36-10.
- Danny Green's 177 three-pointers made ranked second in a single season in Spurs franchise history. He was 14 three's away from the Spurs franchise single season record of 190 three-pointers by Chuck Person during the 1995-96 season.
- Tiago Splitter was a formidable compliment to Tim Duncan in frontcourt throughout the 2012-13 season. Splitter averaged a career-high 10.4 points and a career-high 6.4 rebounds this season. He ranked seventh in the NBA, shooting .560 (315-563) from the floor. The Brazilian tallied a career season-high of 11 double-doubles; he had three career double-doubles entering this season.
- Tim Duncan has appeared in over 1,000 games during his career with the Spurs. He ranks fifth all-time for the most games played with one team for an entire career after surpassing Hal Greer, who appeared in 1,122 games with the Syracuse Nationals.

2012-13 NBA STANDINGS

EASTERN CONFERENCE

ATLANTIC DIVISION									
	W	L	PCT	GB	HOME	ROAD	LAST-10	STREAK	
New York	54	28	.659	-	31-10	23-18	8-2	Won	1
Brooklyn	49	33	.598	5	26-15	23-18	7-3	Won	2
Boston	41	40	.506	12.5	27-13	14-27	4-6	Lost	1
Philadelphia	34	48	.415	20	23-18	11-30	5-5	Won	1
Toronto	34	48	.415	20	21-20	13-28	7-3	Won	5
CENTRAL DIVISION									
	W	L	PCT	GB	HOME	ROAD	LAST-10	STREAK	
Indiana	49	32	.605	-	31-11	19-21	5-5	Won	2
Chicago	45	37	.549	4.5	24-17	21-20	5-5	Won	2
Milwaukee	38	44	.463	11.5	21-20	17-24	3-7	Won	1
Detroit	29	53	.354	20.5	18-23	11-30	5-5	Lost	1
Cleveland	24	58	.293	25.5	14-27	10-31	2-8	Lost	6
SOUTHEAST DIVISION									
	W	L	PCT	GB	HOME	ROAD	LAST-10	STREAK	
Miami	66	16	.805	-	37-4	29-12	9-1	Won	8
Atlanta	44	38	.537	22	25-16	19-22	4-6	Lost	2
Washington	29	53	.354	37	22-19	7-34	3-7	Lost	6
Charlotte	21	61	.256	45	15-26	6-35	4-6	Won	3
Orlando	20	62	.244	46	12-29	8-33	2-8	Lost	3



WESTERN CONFERENCE

SOUTHWEST DIVISION									
	W	L	PCT	GB	HOME	ROAD	LAST-10	STREAK	
San Antonio	58	24	.707	-	35-6	23-18	3-7	Lost	3
Memphis	56	26	.683	2	32-9	24-17	8-2	Won	2
Houston	45	37	.549	13	29-12	16-25	6-4	Lost	2
Dallas	41	41	.500	17	24-17	17-24	6-4	Won	1
New Orleans	27	55	.329	31	16-25	11-30	2-8	Lost	5
NORTHWEST DIVISION									
	W	L	PCT	GB	HOME	ROAD	LAST-10	STREAK	
Oklahoma City	60	22	.732	-	34-7	26-15	7-3	Lost	1
Denver	57	25	.695	3	38-3	19-22	8-2	Won	3
Utah	43	39	.524	17	30-11	13-28	7-3	Lost	1
Portland	33	49	.402	27	22-19	11-30	0-10	Lost	13
Minnesota	31	51	.378	29	20-21	11-30	5-5	Won	1
PACIFIC DIVISION									
	W	L	PCT	GB	HOME	ROAD	LAST-10	STREAK	
L.A. Clippers	56	26	.683	-	32-9	24-17	7-3	Won	7
Golden State	47	35	.573	9	28-13	19-22	6-4	Won	2
L.A. Lakers	45	37	.549	11	29-12	16-25	8-2	Won	5
Sacramento	28	54	.341	28	20-21	8-33	2-8	Lost	4
Phoenix	25	57	.305	31	17-24	8-33	2-8	Lost	1



NBA HEAD-TO-HEAD GRID

	ATL	BOS	BKN	CHI	DAL	DET	GS	HOU	LAC	LAL	MEM	MIL	MIN	NO	NY	OKC	PHI	POR	SAC	SA	TOR	UTA	WAS	W	L	PCT	GB	LAST-10	STREAK								
ATLANTIC DIVISION																																					
NY	3	3	2	2	0	3	1	1	4	1	0	2	0	1	1	3	3	2	--	1	4	3	2	0	1	2	2	3	54	28	.659	-	8-2	Won	1		
BOS	2	3	--	3	1	3	1	1	4	0	0	3	1	0	0	2	1	4	3	2	2	0	3	0	3	0	3	49	33	.598	5	7-3	Won	2			
BKN	3	--	1	2	2	2	1	1	1	1	1	1	1	1	1	1	0	1	3	2	2	1	0	2	3	2	3	41	40	.506	12.5	4-6	Lost	1			
CHI	2	2	1	3	0	3	1	1	1	1	1	2	0	1	1	1	0	1	--	1	1	2	0	3	1	2	3	4	24	48	.415	20	5-5	Won	1		
DAL	1	1	1	2	2	2	1	1	2	0	1	1	0	2	2	0	4	1	2	1	0	0	--	0	2	3	3	2	34	48	.415	20	7-3	Won	5		
CENTRAL DIVISION																																					
IND	2	0	0	3	3	4	2	2	--	1	1	2	2	2	1	2	2	2	1	2	0	2	1	3	49	32	.605	-	5-5	Lost	3						
CHI	2	2	3	2	--	3	1	0	3	2	0	1	0	1	0	1	4	0	4	3	1	0	1	0	1	2	2	45	37	.549	4.5	5-5	Won	2			
MIL	0	3	2	2	2	2	1	0	1	1	0	1	--	0	1	1	2	3	2	2	0	3	1	1	3	8	44	.463	11.5	3-7	Won	1					
MIL	0	3	2	2	2	2	1	0	1	1	0	1	0	1	1	1	2	3	2	2	0	3	1	1	3	8	44	.463	11.5	3-7	Won	1					
DET	1	2	0	3	1	4	0	0	--	0	0	0	0	0	0	1	3	0	0	0	0	0	0	0	0	0	0	20	62	.244	46	2-8	Lost	6			
SOUTHEAST DIVISION																																					
MIA	4	3	3	4	2	4	2	2	2	2	1	2	1	1	2	1	2	4	4	2	1	2	2	3	1	3	66	16	.805	-	9-1	Won	8				
ATL	--	1	2	4	1	2	0	1	1	2	0	4	1	1	0	1	4	2	1	1	2	0	2	2	3	4	38	.537	22	46	2	2	46	2			
WAS	1	0	1	1	2	0	0	2	0	0	1	1	1	1	2	1	2	1	2	2	0	0	2	0	0	0	--	29	53	.354	37	3-7	Lost	6			
CHA	0	2	0	--	1	1	1	0	0	1	0	0	0	0	2	2	0	1	0	3	1	0	0	0	0	0	0	0	31	61	.256	45	4-6	Won	3		
TOR	0	0	0	1	0	1	0	1	1	2	0	1	1	0	1	1	0	--	2	2	1	0	0	0	0	0	0	2	20	62	.244	46	2-8	Lost	3		
SOUTHWEST DIVISION																																					
SA	2	2	2	2	2	4	2	1	2	3	2	2	2	2	0	2	2	2	2	1	4	--	2	2	58	24	.707	-	3-7	Lost	3						
MEN	0	2	2	2	2	3	1	2	3	3	0	1	2	--	1	2	3	3	2	1	2	4	2	2	3	1	56	26	.683	2	8-2	Won	2				
HOU	2	1	2	1	2	2	1	0	2	3	--	1	1	1	0	1	2	3	2	2	1	2	2	2	1	1	3	45	37	.549	13	6-4	Lost	2			
DAL	1	1	1	1	1	2	--	1	2	1	3	0	1	1	0	1	2	3	1	0	1	1	2	4	1	1	1	2	41	41	.500	17	6-4	Won	1		
NO	1	2	0	2	1	1	1	1	2	0	1	0	1	0	2	0	1	1	--	0	0	1	1	2	2	1	0	1	27	55	.329	31	2-8	Lost	5		
NORTHWEST DIVISION																																					
OKC	1	1	1	2	2	1	4	1	2	3	2	2	3	3	1	0	1	2	4	4	1	--	2	2	4	4	3	2	3	1	60	22	.732	-	7-3	Lost	1
DET	1	1	1	2	2	1	3	1	3	2	3	0	2	2	1	3	1	1	1	1	1	1	1	1	1	1	1	1	2	47	35	.573	9	6-4	Won	2	
UTA	0	2	2	0	2	1	2	1	2	2	1	0	2	1	1	4	3	0	1	2	1	3	3	2	1	2	--	2	43	39	.524	17	7-3	Lost	1		
POR	1	1	0	2	2	1	1	1	0	2	1	1	1	0	4	1	1	1	1	--	2	2	1	1	0	0	0	0	33	49	.402	27	0-10	Lost	13		
MIN	1	1	1	0	0	2	2	2	2	0	1	1	0	0	2	--	3	0	2	1	3	0	2	2	1	0	0	1	31	51	.378	29	5-5	Won	1		
PACIFIC DIVISION																																					
LAC	1	1	1	2	2	1	2	1	2	1	--	4	3	1	2	4	3	2	0	1	2	3	3	3	2	1	4	1	56	26	.683	-	7-3	Won	7		
GS	2	1	2	2	0	2	2	1	2	--	1	1	3	1	0	1	0	4	4	1	1	0	1	4	3	1	2	2	47	35	.573	9	6-4	Won	2		
DAL	1	1	2	2	2	1	3	1	2	3	2	1	1	1	1	1	2	3	3	1	1	1	1	2	3	1	1	1	45	37	.549	11	8-2	Won	5		
SAC	0	1	0	2	1	2	0	0	1	3	1	0	1	0	1	1	0	0	0	1	1	1	0	2	0	2	--	0	2	28	54	.341	28	2-8	Lost	4	
PHO	1	0	0	2	1	2	1	1	1	0	2	0	1	1	0	0	1	--	2	2	1	0	1	0	1	0	0	1	0	25	57	.305	31	2-8	Lost	4	

2012-13 NBA AWARD WINNERS

Most Valuable Player	LeBron James, Miami
Defensive Player of the Year	Marc Gasol, Memphis
Most Improved Player	Paul George, Indiana
Rookie of the Year	Damian Lillard, Portland
Sixth Man	J.R. Smith, New York
J. Walter Kennedy Citizenship Award	Kenneth Faried, Denver
Coach of the Year	George Karl, Denver
Executive of the Year	Masai Ujiri, Denver

2012-13 NBA ALL-NBA TEAMS

FIRST TEAM

LeBron James, Miami
 Kevin Durant, Oklahoma City
Tim Duncan, San Antonio
 Kobe Bryant, L.A. Lakers
 Chris Paul, L.A. Clippers

SECOND TEAM

Carmelo Anthony, New York
 Blake Griffin, L.A. Clippers
 Marc Gasol, Memphis
Tony Parker, San Antonio
 Russell Westbrook, Oklahoma City

THIRD TEAM

David Lee, Golden State
 Paul George, Indiana
 Dwight Howard, L.A. Lakers
 Dwyane Wade, Miami
 James Harden, Houston

2012-13 NBA ALL-DEFENSIVE TEAMS

FIRST TEAM

LeBron James, Miami
 Serge Ibaka, Oklahoma City
 Tyson Chandler, New York
 Joakim Noah, Chicago
 Tony Allen, Memphis
 Chris Paul, L.A. Clippers

SECOND TEAM

Tim Duncan, San Antonio
 Paul George, Indiana
 Marc Gasol, Memphis
 Avery Bradley, Boston
 Mike Conley, Memphis

2012-13 ALL-ROOKIE TEAMS

FIRST TEAM

Damian Lillard, Portland
 Bradley Beal, Washington
 Anthony Davis, New Orleans
 Dion Waiters, Cleveland
 Harrison Barnes, Golden State

SECOND TEAM

Andre Drummond, Detroit
 Jonas Valanciunas, Toronto
 Michael Kidd-Gilchrist, Charlotte
 Kyle Singler, Detroit
 Tyler Zeller, Cleveland

PLAYERS OF THE MONTH

November:	LeBron James, Miami Kevin Durant, Oklahoma City
December:	LeBron James, Miami Chris Paul, L.A. Clippers
January:	LeBron James, Miami Tony Parker, San Antonio Spurs
February:	LeBron James, Miami Kobe Bryant, L.A. Lakers
March:	LeBron James, Miami Kevin Durant, Oklahoma City
April:	Carmelo Anthony, New York Stephen Curry, Golden State

ROOKIES OF THE MONTH

November:	Michael Kidd-Gilchrist, Charlotte Damian Lillard, Portland
December:	Bradley Beal, Washington Damian Lillard, Portland
January:	Bradley Beal, Washington Damian Lillard, Portland
February:	Dion Waiters, Cleveland Damian Lillard, Portland
March:	Jonas Valanciunas, Toronto Damian Lillard, Portland
April:	Chris Copeland, New York Damian Lillard, Portland

COACHES OF THE MONTH

November:	Avery Johnson, Brooklyn Lionel Hollins, Memphis	March:	Mike Woodson, New York Mike D'Antoni, L.A. Lakers
December:	Larry Drew, Atlanta Vinny Del Negro, L.A. Clippers	April:	Frank Vogel, Indiana Lionel Hollins, Memphis
January:	Tom Thibodeau, Chicago George Karl, Denver		
February:	Erik Spoelstra, Miami George Karl, Denver		

2012-13 NBA LEADERS

SCORING AVERAGE

	G	FG	FT	PTS	AVG
Anthony, N.Y.	67	669	425	1920	28.7
Durant, OKC.	81	731	679	2280	28.1
Bryant, LA-L	78	738	525	2133	27.3
James, Mia.	76	765	403	2036	26.8
Harden, Hou.	78	585	674	2023	25.9
Westbrook, OKC.	82	673	460	1903	23.2
Curry, G.S.	78	626	262	1786	22.9
Wade, Mia.	69	569	308	1463	21.2
Aldridge, Por.	74	638	282	1560	21.1
Lopez, Bkn.	74	570	297	1437	19.4
Ellis, Mil.	82	597	289	1577	19.2
Lillard, Por.	82	553	271	1562	19.0
D. Williams, Bkn.	78	495	317	1476	18.9
Pierce, Bos.	77	476	333	1430	18.6
Lee, G.S.	79	602	255	1459	18.5
Gay, Mem.-Tor.	75	521	240	1366	18.2

ASSISTS PER GAME

	G	AST	AVG
Rondo, Bos.	38	420	11.1
Paul, LA-C	70	678	9.7
Vasquez, N.O.	78	704	9.0
Jr. Holiday, Phi.	78	625	8.0
D. Williams, Bkn.	78	604	7.7
Parker, S.A.	66	499	7.6
Westbrook, OKC.	82	607	7.4
Dragic, Pho.	77	569	7.4
Nelson, Orl.	56	413	7.4
Rubio, Min.	57	418	7.3
James, Mia.	76	551	7.3
Teague, Atl.	80	579	7.2
Calderon, Tor.-Det.	73	518	7.1
Curry, G.S.	78	539	6.9

FIELD GOAL PCT.

	FG	FGA	PCT
Jordan, LA-C	314	488	.643
Howard, LA-L	470	813	.578
McGee, Den.	303	527	.575
Ibaka, OKC.	446	778	.573
James, Mia.	765	1354	.565
Hickson, Por.	418	744	.562
Splitter, S.A.	315	563	.560
Johnson, Tor.	336	606	.554
Faried, Den.	380	689	.552
Horford, Atl.	576	1060	.543
Asik, Hou.	332	614	.541
Landry, G.S.	325	602	.540
Griffin, LA-C	577	1072	.538
Bosh, Mia.	485	907	.535
Lopez, N.O.	384	719	.534
T. Young, Phi.	509	958	.531

3-PT GOAL PCT.

	3FG	3GA	PCT
Calderon, Tor.-Det.	130	282	.461
Korver, Atl.	189	414	.457
Curry, G.S.	272	600	.453
Ilyasova, Mil.	95	214	.444
Nash, LA-L	57	130	.438
Battier, Mia.	136	316	.430
Green, S.A.	177	413	.429
Dunleavy, Mil.	128	299	.428
Green, LA-C	71	166	.428
Martin, OKC.	158	371	.426
Novak, N.Y.	149	351	.425
Webster, Was.	139	329	.422
Copeland, N.Y.	59	140	.421
Blake, LA-L	72	171	.421

REBOUNDS PER GAME

	G	OFF	DEF	TOT	AVG
Howard, LA-L	76	251	694	945	12.4
Vucevic, Orl.	77	273	644	917	11.9
Asik, Hou.	82	275	681	956	11.7
Randolph, Mem.	76	310	544	854	11.2
Lee, G.S.	79	218	658	886	11.2
Evans, Bkn.	80	260	628	888	11.1
Hickson, Por.	80	266	562	828	10.4
Horford, Atl.	74	195	562	757	10.2
Cousins, Sac.	75	222	524	746	9.9
Boozler, Chi.	79	175	596	771	9.8
Monroe, Det.	81	236	541	777	9.6
Sanders, Mil.	71	224	448	672	9.5
Thompson, Cle.	82	306	467	773	9.4
Jefferson, Utah	78	156	564	720	9.2
Faried, Den.	80	260	474	734	9.2
Aldridge, Por.	74	175	495	670	9.1
Okafor, Was.	79	199	493	692	8.8
Smith, Atl.	76	133	506	639	8.4
Hibbert, Ind.	79	296	360	656	8.3
Griffin, LA-C	80	186	476	662	8.3

FREE THROW PCT.

	FT	FTA	PCT
Durant, OKC.	679	750	.905
Curry, G.S.	262	291	.900
Redick, Orl.-Mil.	171	190	.900
Martin, OKC.	219	246	.890
Allen, Mia.	140	158	.886
Paul, LA-C	286	323	.885
Thomas, Sac.	253	287	.882
Teague, Atl.	199	226	.881
Collison, Dal.	242	275	.880
Crawford, LA-C	216	248	.871
Nowitzki, Dal.	166	193	.860

STEALS PER GAME

	G	STL	AVG
Paul, LA-C	70	169	2.41
Rubio, Min.	57	137	2.40
Conley, Mem.	80	174	2.18
Ellis, Mil.	82	169	2.06
Walker, Cha.	82	160	1.95
Wade, Mia.	69	128	1.86
Harden, Hou.	78	142	1.82
George, Ind.	79	143	1.81
Westbrook, OKC.	82	145	1.77
T. Young, Phi.	76	133	1.75
Iguodala, Den.	80	139	1.74
James, Mia.	76	129	1.70

BLOCKS PER GAME

	G	BLK	AVG
Ibaka, OKC.	80	242	3.03
Sanders, Mil.	71	201	2.83
Duncan, S.A.	69	183	2.65
Hibbert, Ind.	79	206	2.61
Howard, LA-L	76	186	2.45
Noah, Chi.	66	141	2.14
Lopez, Bkn.	74	154	2.08
McGee, Den.	79	157	1.99
Smith, Atl.	76	136	1.79
Blyombo, Cha.	80	143	1.79
Davis, N.O.	64	112	1.75

MINUTES PER GAME

	G	MIN	AVG
Deng, Chi.	75	2903	38.7
Bryant, LA-L	78	3013	38.6
Lillard, Por.	82	3167	38.6
Durant, OKC.	81	3119	38.5
Batum, Por.	73	2807	38.5
Harden, Hou.	78	2985	38.3
Curry, G.S.	78	2983	38.2
James, Mia.	76	2877	37.9
Aldridge, Por.	74	2790	37.7
George, Ind.	79	2972	37.6
Jr. Holiday, Phi.	78	2926	37.5
Ellis, Mil.	82	3076	37.5
Horford, Atl.	74	2756	37.2
Anthony, N.Y.	67	2482	37.0

TEAM STATISTICS

		FIELD GOALS			3-PT. F.G.'S			FREE THROWS			-- REBOUNDS --			----- MISCELLANEOUS -----					SCORING		
TEAM	G	MADE	ATT.	PCT.	MADE	ATT.	PCT.	MADE	ATT.	PCT.	OFF.	DEF.	TOT.	AST	PF	DQ	STL	TO	BLK	PTS	AVG.
Den.	82	3339	6983	.478	521	1518	.343	1505	2148	.701	1092	2601	3693	2002	1682	7	762	1253	533	8704	106.1
Hou.	82	3124	6782	.461	867	2369	.366	1573	2087	.754	909	2652	3561	1902	1662	6	679	1348	359	8688	106.0
OKC.	82	3126	6504	.481	598	1588	.377	1819	2196	.828	854	2725	3579	1753	1654	11	679	1253	624	8669	105.7
S.A.	82	3210	6675	.481	663	1764	.376	1365	1725	.791	666	2721	3387	2058	1427	3	695	1206	446	8448	103.0
Miami	82	3148	6348	.496	717	1809	.396	1423	1887	.754	676	2490	3166	1890	1533	5	710	1143	441	8436	102.9
LA-L	82	3041	6640	.458	715	2015	.355	1584	2289	.692	942	2732	3674	1818	1467	13	576	1232	429	8381	102.2
G.S.	82	3130	6840	.458	658	1632	.403	1378	1744	.790	885	2801	3686	1845	1753	10	567	1236	346	8296	101.2
Dall.	82	3182	6892	.462	606	1628	.372	1323	1669	.793	767	2669	3436	1906	1698	6	649	1144	453	8293	101.1
LA-C	82	3160	6608	.478	627	1752	.358	1342	1888	.711	938	2475	3413	1958	1716	12	784	1197	461	8289	101.1
Sac.	82	3086	6904	.447	610	1681	.363	1437	1869	.769	943	2385	3328	1708	1717	8	671	1199	342	8219	100.2
N.Y.	82	2996	6689	.448	891	2371	.376	1313	1729	.759	890	2436	3326	1579	1650	12	672	988	294	8196	100.0
Milw.	82	3128	7197	.435	601	1670	.360	1251	1700	.736	1068	2537	3605	1876	1554	8	685	1156	550	8108	98.9
Utah	82	3046	6710	.454	507	1385	.366	1439	1883	.764	989	2457	3446	1859	1750	8	690	1210	515	8038	98.0
Atl.	82	3084	6644	.464	706	1901	.371	1158	1619	.715	758	2593	3351	2007	1473	8	664	1219	369	8032	98.0
Tort.	82	3009	6715	.448	673	1904	.353	1304	1680	.776	874	2474	3348	1784	1518	4	538	1203	353	7995	97.5
Tor.	82	2979	6685	.446	571	1665	.343	1442	1831	.788	871	2426	3297	1765	1836	15	595	1124	392	7971	97.2
Bkn.	82	2942	6544	.450	628	1760	.357	1432	1958	.731	1047	2460	3507	1668	1500	5	599	1206	391	7944	96.9
Bos.	81	3001	6459	.465	498	1390	.358	1318	1698	.776	654	2533	3187	1843	1717	17	667	1181	365	7818	96.5
Clev.	82	2993	6901	.434	547	1581	.346	1380	1826	.756	1004	2359	3363	1694	1737	13	647	1149	334	7913	96.5
Minn.	82	2943	6702	.439	450	1475	.305	1515	2042	.742	973	2473	3446	1836	1509	8	700	1214	387	7851	95.7
Phoe.	82	3061	6916	.443	480	1455	.330	1203	1618	.744	959	2454	3413	1855	1688	11	659	1279	434	7805	95.2
Det.	82	2979	6638	.449	513	1440	.356	1307	1870	.699	991	2463	3454	1742	1623	8	674	1241	400	7778	94.9
Ind.	81	2845	6525	.436	555	1599	.347	1429	1915	.746	1043	2671	3714	1645	1623	7	580	1227	513	7674	94.7
Orl.	82	3093	6904	.448	506	1537	.329	1026	1359	.755	890	2612	3502	1871	1591	17	528	1911	358	7718	94.1
N.O.	82	2955	6589	.448	535	1474	.363	1269	1636	.776	988	2426	3414	1721	1673	4	520	1193	440	7714	94.1
Cha.	82	2823	6649	.425	469	1399	.335	1564	2060	.750	917	2389	3306	1587	1561	8	591	1153	479	7661	93.4
Mem.	82	2964	6679	.444	382	1108	.345	1499	1746	.773	1059	2445	3504	1715	1660	6	703	1144	346	7659	93.4
Wash.	82	2910	6693	.435	545	1495	.365	1279	1746	.733	887	2652	3539	1775	1681	7	598	1238	376	7644	93.2
Chi.	82	2926	6698	.437	446	1265	.353	1343	1738	.773	1026	2514	3540	1886	1617	10	588	1171	417	7641	93.2
Phil.	82	3059	6895	.444	518	1438	.360	1004	1377	.729	896	2493	3389	1867	1505	6	609	1070	384	7640	93.2

OPPONENT STATISTICS

	FIELD GOALS			3-PT. F.G.'S			FREE THROWS			-- REBOUNDS --			----- MISCELLANEOUS -----					--- SCORING ---			
TEAM	MADE	ATT.	PCT.	MADE	ATT.	PCT.	MADE	ATT.	PCT.	OFF.	DEF.	TOT.	AST	PF	DQ	STL	TO	BLK	PTS	AVG.	DIFF.
Mem.	2748	6312	.435	504	1489	.338	1319	1763	.748	845	2359	3204	1599	1643	13	600	1268	450	7319	89.3	+4.1
Ind.	2797	6657	.420	440	1344	.327	1314	1728	.760	909	2401	3310	1555	1777	14	611	1096	459	7348	90.7	+4.0
Chi.	2906	6565	.443	453	1309	.346	1350	1826	.739	901	2469	3370	1545	1609	16	600	1123	477	7615	92.9	+0.3
LA-C	2834	6397	.443	627	1682	.373	1465	1956	.749	891	2315	3206	1812	1712	11	606	1319	335	7760	94.6	+6.5
Miami	2919	6633	.440	624	1783	.350	1329	1735	.766	921	2369	3290	1655	1673	8	649	1280	262	7791	95.0	+7.9
Bkn.	3066	6614	.464	518	1415	.366	1148	1571	.731	878	2336	3214	1756	1751	9	614	1102	390	7798	95.1	+1.8
N.Y.	2916	6365	.458	639	1789	.357	1378	1821	.757	824	2591	3415	1580	1576	10	623	1242	327	7849	95.7	+4.2
Wash.	2944	6697	.440	586	1680	.349	1378	1867	.738	903	2719	3622	1767	1569	11	639	1193	358	7852	95.8	-2.5
Phil.	3017	6643	.454	549	1574	.349	1331	1752	.760	903	2704	3607	1870	1331	4	590	1175	396	7914	96.5	-3.3
OKC.	2966	6972	.425	610	1761	.346	1372	1773	.774	987	2350	3337	1681	1698	13	673	1212	322	7914	96.5	+9.2
S.A.	3079	6960	.442	519	1471	.353	1246	1639	.760	912	2577	3489	1756	1565	2	675	1221	405	7923	96.6	+6.4
Bos.	2926	6639	.441	550	1610	.342	1434	1937	.740	925	2603	3528	1752	1574	11	634	1239	378	7836	96.7	-0.2
Atl.	3073	6823	.450	620	1635	.379	1233	1617	.763	928	2659	3587	1825	1543	5	689	1249	350	7999	97.5	+0.4
N.O.	3030	6435	.471	632	1688	.374	1339	1764	.759	835	2391	3226	1915	1534	6	648	1086	492	8031	97.9	-3.9
Utah	3003	6550	.458	560	1513	.370	1479	1953	.757	901	2446	3347	1689	1670	7	640	1206	480	8045	98.1	-0.1
Minn.	3113	6657	.468	576	1559	.369	1243	1652	.752	871	2583	3454	1832	1847	12	661	1302	481	8045	98.1	-2.4
Tor.	2971	6493	.458	546	1511	.361	1604	2148	.747	877	2544	3421	1796	1650	13	758	1169	387	8092	98.7	-1.5
Det.	3056	6655	.459	604	1676	.360	1389	1823	.762	911	2514	3425	1837	1630	8	691	1126	472	8105	98.8	-4.0
G.S.	3051	6954	.439	657	1896	.347	1464	1958	.748	907	2596	3503	1931	1571	3	670	1110	399	8223	100.3	+0.9
Milw.	3152	6946	.454	529	1519	.348	1398	1841	.759	1019	2757	3776	1893	1567	8	658	1310	362	8231	100.4	-1.5
Port.	3224	6807	.474	521	1531	.340	1286	1690	.761	901	2578	3479	1944	1537	10	691	1074	359	8255	100.7	-3.2
LA-L	3253	7180	.453	613	1718	.357	1167	1594	.732	947	2551	3498	1918	1891	16	696	1061	396	8286	101.0	+1.2
Den.	3121	7025	.444	687	1894	.363	1358	1858	.731	1020	2391	3411	1936	1775	11	658	1305	554	8287	101.1	+5.1
Orl.	3169	6842	.463	617	1721	.359	1336	1811	.738	888	2618	3506	1946	1353	1	592	1020	430	8291	101.1	-7.0
Clev.	3109	6527	.476	610	1639	.372	1469	1987	.739	889	2563	3452	1963	1615	7	624	1249	560	8297	101.2	-4.6
Phoe.	3181	6771	.470	568	1464	.388	1405	1855	.757	958	2597	3555	1870	1511	4	685	1258	420	8335	101.6	-6.5
Dall.	3067	6889	.445	642	1789	.359	1566	2079	.753	985	2752	3737	1805	1547	5	698	1203	340	8342	101.7	-0.6
Hou.	3184	7007	.454	661	1799	.367	1374	1771	.776	876	2539	3415	1858	1674	7	693	1210	498	8403	102.5	+3.5
Cha.	3185	6762	.471	716	1847	.388	1332	1784	.747	971	2645	3616	2071	1746	12	569	1152	565	8418	102.7	+9.2
Sac.	3222	6831	.472	625	1762	.355	1550	1980	.783	973	2601	3574	2058	1636	6	624	1208	517	8619	105.1	-4.9
AVG.'S	3043	6720	.453	587	1636	.359	1369	1818	.753	915	2537	3452	1814	1626	9	639	1192	421	8041	98.1	---
----	91282			49068			41056			76118			54415	263		35768		241223			
----	201608			17603			54533			27456		103574	48775		19179		12621				

2013 SPURS PLAYOFF STATS

NBA FINALS VS. MIAMI HEAT (3-4)

NO	PLAYER	GP-GS	MIN	3-POINT			FG%	REBOUNDS			TOT/AVG	AST	PF-FQ	STL	TO	BLK	PTS/AVG
				FGM-FGA	FG%	FTM-FTA	FT%	OFF	DEF	PTS							
21	Duncan, T.	7-7	254:16	50-102	0.490	0-0	0.000	32-39	0.821	26	59	85/12.1	10	16-0	6	16	10 132/ 18.9
9	Parker, T.	7-7	246:25	42-102	0.412	2-7	0.286	24-33	0.727	3	10	13/ 1.9	45	7-0	7	15	1 110/ 15.7
2	Leonard, K.	7-7	255:10	41-80	0.512	8-23	0.348	12-17	0.706	21	57	78/11.1	6	15-0	14	7	3 102/ 14.6
4	Green, D.	7-7	247:53	32-72	0.444	27-49	0.551	7-8	0.875	6	23	29/ 4.1	5	24-0	7	8	11 98/ 14.0
20	Ginobili, M.	7-3	199:25	26-60	0.433	7-28	0.250	22-28	0.786	1	14	15/ 2.1	30	23-0	5	22	0 81/ 11.6
14	Neal, G.	7-0	170:46	24-58	0.414	14-30	0.467	4-4	1.000	1	16	17/ 2.4	6	10-0	0	8	0 66/ 9.4
22	Splitter, T.	7-4	107:28	13-29	0.448	0-0	0.000	8-10	0.800	6	8	14/ 2.0	3	11-0	5	9	3 34/ 4.9
33	Dia, B.	6-0	94:18	8-16	0.500	2-4	0.500	6-8	0.750	5	10	15/ 2.5	10	8-0	0	5	1 24/ 4.0
45	Blair, D.	3-0	17:21	5-11	0.455	0-0	0.000	1-3	0.333	2	6	8/ 2.7	1	1-0	2	0	0 11/ 3.7
8	Mills, P.	2-0	13:26	2-5	0.400	0-3	0.000	0-0	0.000	0	1	1/ 0.5	0	0-0	0	0	0 4/ 2.0
15	Bonner, M.	6-0	36:21	4-10	0.400	1-4	0.250	2-2	1.000	7	7/ 1.2	1	2-0	1	1	0	11/ 1.8
5	Joseph, C.	6-0	42:48	4-9	0.444	0-1	0.000	3-6	0.500	3	3	6/ 1.0	6	0-0	2	5	0 11/ 1.8
1	McGrady, T.	2-0	14:22	0-3	0.000	0-1	0.000	0-0	0.000	0	4	4/ 2.0	5	0-0	0	1	0 0/ 0.0
25	De Colo, N.	2-0	05:01	0-0	0.000	0-0	0.000	0-0	0.000	0	1	1/ 0.5	1	0-0	0	0	0 0/ 0.0
16	Baynes, A.	0-0	00:00	0-0	0.000	0-0	0.000	0-0	0.000	0	0	0/ 0.0	0	0-0	0	0	0 0/ 0.0
Team										62					7		
San Antonio Spurs		7-35	1705:00	251-557	0.451	61-150	0.407	121-158	0.766	74	219	355/50.7	129	118-0	49	102	30 684/ 97.7
Team										46					3		
OPPONENTS		7-35	1705:00	262-571	0.459	64-148	0.432	91-118	0.771	69	209	324/46.3	148	145-0	61	86	36 679/ 97.0

NO	PLAYER	SINGLE GAME HIGHS					AVERAGE PER GAME					AVERAGE PER 48 MIN					
		MIN	REB	AST	STL	TO BLK PTS	MIN	REB	AST	STL	TO BLK PTS	MIN	REB	AST	STL	TO BLK PTS	
21	Duncan, T.	44:26	17	4	4	3 30	36:19	12.1	1.4	0.9	2.3	1.4	18.9	16.1	1.9	1.1	3.0 1.9 24.9
9	Parker, T.	42:39	4	9	3	5 1 26	35:12	1.9	6.4	1.0	2.1	0.1	15.7	2.5	8.8	1.4	2.9 0.2 21.5
2	Leonard, K.	45:48	16	2	4	2 22	36:27	11.1	0.9	2.0	1.0	0.4	14.6	14.7	1.1	2.6	1.3 0.6 19.2
4	Green, D.	41:29	6	4	2	3 27	35:25	4.1	0.7	1.0	1.1	1.6	14.0	5.6	1.0	1.4	1.5 2.1 19.0
20	Ginobili, M.	35:05	4	10	2	8 24	28:29	2.1	4.3	0.7	3.1	0.0	11.6	3.6	7.2	1.2	5.3 0.0 19.5
14	Neal, G.	30:42	4	3	0	3 24	24:24	2.4	0.9	0.0	1.1	0.0	9.4	4.8	1.7	0.0	2.2 0.0 18.5
22	Splitter, T.	24:48	5	1	2	3 1 8	15:21	2.0	0.4	0.7	1.3	0.4	4.9	6.3	1.3	2.2	4.0 1.3 15.3
33	Dia, B.	27:05	4	3	0	3 19	15:43	2.5	1.7	0.0	0.8	0.2	4.0	7.7	5.1	0.0	2.6 0.5 12.3
45	Blair, D.	07:43	4	1	1	0 0 9	05:47	2.7	0.3	0.7	0.0	0.0	3.7	22.6	2.8	5.6	0.0 0.0 31.1
8	Mills, P.	07:43	1	0	0	0 2	06:43	0.5	0.0	0.0	0.0	0.0	2.0	3.7	0.0	0.0	0.0 0.0 14.8
15	Bonner, M.	13:15	3	1	1	0 0 1	05:03	1.2	0.2	0.2	0.0	0.0	1.8	9.3	1.3	1.3	0.0 0.0 14.7
5	Joseph, C.	20:32	3	4	2	3 0 8	07:08	1.0	1.0	0.3	0.8	0.0	1.8	6.7	6.7	2.2	5.6 0.0 12.3
1	McGrady, T.	07:43	2	3	0	0 1 0	07:11	2.0	2.5	0.0	0.0	0.5	0.0	13.7	17.1	0.0	0.0 3.4 0.0
25	De Colo, N.	03:55	1	1	0	0 0 0	02:31	0.5	0.5	0.0	0.0	0.0	0.0	9.6	9.6	0.0	0.0 0.0 0.0
16	Baynes, A.	00:00	0	0	0	0 0 0	00:00	0.0	0.0	0.0	0.0	0.0	0.0	0.0	0.0	0.0	0.0 0.0 0.0

ALL ROUNDS COMBINED (15-6)

NO	PLAYER	GP-GS	MIN	3-POINT			FG%	REBOUNDS			TOT/AVG	AST	PF-FQ	STL	TO	BLK	PTS/AVG
				FGM-FGA	FG%	FTM-FTA	FT%	OFF	DEF	PTS							
9	Parker, T.	21-21	764:51	167-365	0.458	11-31	0.355	87-112	0.777	14	54	68/ 3.2	146	26-0	24	53	3 432/ 20.6
21	Duncan, T.	21-21	735:14	151-321	0.470	0-1	0.000	79-98	0.806	54	160	214/10.2	40	53-0	18	42	34 381/ 18.1
2	Leonard, K.	21-21	775:21	115-211	0.545	23-59	0.390	31-49	0.633	50	140	190/ 9.0	32	40-0	37	23	11 284/ 13.5
20	Ginobili, M.	21-3	560:16	77-193	0.399	29-96	0.302	59-80	0.738	9	69	78/ 3.7	105	52-0	24	55	6 242/ 11.5
4	Green, D.	21-21	668:54	83-186	0.446	55-114	0.482	12-15	0.800	18	69	87/ 4.1	32	51-0	22	19	23 233/ 11.1
14	Neal, G.	21-0	390:17	52-135	0.385	23-66	0.348	16-16	1.000	1	44	45/ 2.1	15	36-0	3	13	1 143/ 6.8
22	Splitter, T.	19-15	387:38	45-84	0.536	0-1	0.000	26-33	0.788	21	37	58/ 3.1	23	46-0	15	24	14 116/ 6.1
33	Dia, B.	16-1	272:36	24-54	0.444	5-13	0.385	12-14	0.857	8	32	40/ 2.5	28	28-0	4	13	3 65/ 4.1
15	Bonner, M.	20-1	266:57	28-59	0.475	15-32	0.469	10-12	0.833	9	30	39/ 2.0	6	35-0	5	2	5 81/ 4.1
45	Blair, D.	12-0	76:28	21-34	0.618	0-0	0.000	5-9	0.556	6	18	24/ 2.0	7	14-0	5	1	1 47/ 3.9
5	Joseph, C.	20-0	191:59	26-56	0.464	2-11	0.182	5-11	0.455	8	23	31/ 1.5	24	15-0	6	10	2 59/ 3.0
16	Baynes, A.	4-1	23:12	4-7	0.571	0-0	0.000	0-0	0.000	2	3	5/ 1.3	4	4-0	1	0	8 2.0
8	Mills, P.	9-0	30:43	5-10	0.500	2-7	0.286	0-0	0.000	1	2	3/ 0.3	2	2-0	0	1	0 12/ 1.3
25	De Colo, N.	5-0	14:19	1-4	0.250	0-3	0.000	2-2	1.000	2	2	4/ 0.8	2	1-0	0	0	4 0/ 0.0
1	McGrady, T.	6-0	31:16	0-7	0.000	0-3	0.000	0-0	0.000	1	7	8/ 1.3	7	1-0	2	2	3 0/ 0.0
Team										189					11		
San Antonio Spurs		21-105	5190:00	799-1726	0.463	165-437	0.378	344-451	0.763	204	690	1083/51.6	459	401-0	165	270	106 2107/100.3
Team										161					7		
OPPONENTS		21-105	5190:00	762-1762	0.432	151-407	0.371	285-411	0.693	245	671	1077/51.3	415	444-3	153	285	99 1960/ 93.3

NO	PLAYER	SINGLE GAME HIGHS					AVERAGE PER GAME					AVERAGE PER 48 MIN									
		MIN	REB	AST	STL	BLK	PTS	MIN	REB	AST	STL	BLK	PTS	MIN	REB	AST	STL	BLK	PTS		
9	Parker, T.	47:36	8	18	3	7	1	27	36:25	3.2	7.0	1.1	2.5	0.1	20.6	4.3	9.2	1.5	3.3	0.2	27.1
21	Duncan, T.	44:26	17	5	4	4	30	35:01	10.2	1.9	0.9	2.0	1.6	18.1	14.0	2.6	1.2	2.7	2.2	24.9	
2	Leonard, K.	45:48	16	3	5	3	22	36:55	9.0	1.0	1.8	1.1	0.5	13.5	11.8	1.4	2.3	1.4	0.7	17.6	
20	Ginobili, M.	36:47	7	11	3	8	24	26:41	3.7	5.0	1.1	2.6	0.3	11.5	6.7	9.0	2.1	4.7	0.5	20.7	
4	Green, D.	44:09	7	4	3	3	27	31:51	4.1	1.5	1.0	0.9	1.1	11.1	6.2	2.3	1.6	1.4	1.7	16.7	
14	Neal, G.	30:42	5	3	2	3	24	18:35	2.1	0.7	0.1	0.6	0.0	6.8	5.5	1.8	0.4	1.6	0.1	17.6	
22	Splitter, T.	33:40	6	4	4	3	14	20:24	3.1	1.2	0.8	1.3	0.7	6.1	7.2	2.8	1.9	3.0	1.7	14.4	
33	Dia, B.	27:05	6	4	2	3	19	17:02	2.5	1.8	0.3	0.8	0.2	4.1	7.0	4.9	0.7	2.3	0.5	11.4	
15	Bonner, M.	29:11	5	1	3	2	12	13:21	2.0	0.3	0.3	0.1	0.3	4.1	7.0	1.1	0.9	0.4	0.9	14.6	
45	Blair, D.	18:58	7	3	2	1	13	06:22	2.0	0.5	0.4	0.1	1.1	3.9	15.2	4.4	3.2	0.6	0.6	29.7	
5	Joseph, C.	20:32	5	6	2	3	2	8	09:36	1.5	1.2	0.3	0.5	0.1	3.0	7.8	6.0	1.5	2.5	0.5	14.8
16	Baynes, A.	16:15	3	0	0	1	0	6	05:48	1.3	0.0	0.0	0.3	0.0	2.0	10.4	0.0	0.0	2.1	0.0	16.7
8	Mills, P.	07:43	1	1	0	1	0	3	03:25	0.3	0.2	0.0	0.1	0.0	1.3	4.6	3.1	0.0	1.5	0.0	18.6
25	De Colo, N.	04:17	1	1	0	0	0	2	00:52	0.3	0.2	0.0	0.0	0.0	0.8	1.5	0.5	0.0	0.0	0.0	10.0
1	McGrady, T.	07:43	2	3	1	1	2	0	05:13	1.3	1.2	0.3	0.3	0.5	0.0	12.4	10.8	3.1	3.1	4.6	0.0

2013 SPURS PLAYOFF HIGHS

PLAYER	MINUTES	FIELD GOALS	FREE THROWS	OFFENSIVE REBOUNDS	DEFENSIVE REBOUNDS	TOTAL REBOUNDS	ASSISTS	STEALS	TURNOVERS	BLOCKED SHOTS	POINTS
ARON BAYNES	16C APR. 28 at LA-L	3C APR. 28 at LA-L	0C	1C(2) APR. 28 at LA-L	2C APR. 26 at LA-L	3C APR. 26 at LA-L	0C	0C	1C APR. 28 at LA-L	0C	6C APR. 28 at LA-L
DEJUAN BLAIR	19 APR. 28 at LA-L	6C(2) APR. 28 at LA-L	3 vs Mem.	2 APR. 28 at LA-L	6T APR. 26 at LA-L	7 APR. 26 at LA-L	3C APR. 26 at LA-L	2 APR. 28 at LA-L	1T MAY. 14 vs G.S.	1T APR. 21 vs LA-L	13C(2) APR. 28 at LA-L
MATT BONNER	29 (24) APR. 24 vs LA-L	4 (2) MAY. 19 vs Mem.	3 (2) MAY. 25 at Mem.	2 (3) vs G.S.	3 (4) at Miami	5 (2) APR. 24 vs LA-L	1 (6) JUN. 11 vs Miami	3C APR. 24 vs LA-L	2 MAY. 25 at Mem.	2T APR. 26 at LA-L	12 MAY. 19 vs Mem.
HANDO DE COLO	4C(3) JUN. 13 vs Miami	1C APR. 26 at LA-L	2C APR. 21 vs LA-L	1C(2) APR. 28 at LA-L	1C(2) JUN. 13 vs Miami	1C(4) JUN. 13 vs Miami	1C(2) JUN. 13 vs Miami	0C	0C	0C	2C(2) APR. 26 at LA-L
BORIS DIAN	27 JUN. 16 vs Miami	4 MAY. 10 at G.S.	3 JUN. 18 at Miami	1 (6) JUN. 18 at Miami	6 MAY. 16 at G.S.	6 MAY. 16 at G.S.	4 MAY. 16 at G.S.	2 (2) vs G.S.	3 JUN. 16 vs Miami	1 (3) JUN. 16 vs Miami	9 (2) JUN. 13 vs Miami
TIM DUNCAN	44 (2) JUN. 18 at Miami	13 JUN. 18 vs Miami	8 JUN. 13 vs Miami	7 JUN. 11 vs Miami	12 JUN. 18 at Miami	17 JUN. 18 at Miami	5 MAY. 25 at Mem.	3 APR. 21 vs LA-L	4 JUN. 11 vs Miami	4 (2) MAY. 27 at Mem.	30 JUN. 18 at Miami
MANU GINOBILI	37 MAY. 12 at G.S.	8 (2) JUN. 16 vs Miami	7 (2) JUN. 16 vs Miami	3 MAY. 25 at Mem.	6 (2) MAY. 27 at Mem.	7 (2) MAY. 25 at Mem.	11T(2) MAY. 16 vs G.S.	3 (2) MAY. 12 at G.S.	8C JUN. 18 vs Miami	2T MAY. 12 at G.S.	24 JUN. 16 vs Miami
DANNY GREEN	44C MAY. 6 vs G.S.	9C JUN. 11 vs Miami	2 (4) JUN. 16 vs Miami	4C JUN. 16 at G.S.	6T(2) JUN. 16 vs Miami	7C JUN. 13 at G.S.	4T(2) JUN. 13 vs Miami	3C MAY. 6 vs G.S.	2 (5) JUN. 16 vs Miami	3T(2) JUN. 16 vs Miami	27C JUN. 11 vs Miami
CORY JOSEPH	21C JUN. 11 vs Miami	4C APR. 26 at LA-L	2C JUN. 9 at Miami	2C JUN. 9 at Miami	4C MAY. 21 vs Mem.	5C MAY. 21 vs Mem.	6C APR. 28 at LA-L	2C(2) JUN. 11 vs Miami	3C JUN. 11 vs Miami	2C APR. 26 at LA-L	8C(2) JUN. 9 at Miami
KAMHI LEONARD	46C JUN. 18 at Miami	9C JUN. 18 at Miami	4C(2) JUN. 6 at Miami	8C JUN. 9 at Miami	9 (5) JUN. 18 at Miami	14C JUN. 9 at Miami	3C MAY. 6 vs G.S.	5C MAY. 27 at Mem.	3C MAY. 12 at G.S.	2T(3) JUN. 13 vs Miami	22C JUN. 18 at Miami
TRACY MCGRADY	8 JUN. 9 at Miami	0	0	1 MAY. 14 vs G.S.	2 (3) JUN. 11 vs Miami	2 (4) JUN. 11 vs Miami	3 JUN. 11 vs Miami	1 (2) MAY. 8 vs G.S.	1 (2) MAY. 19 vs Mem.	2 MAY. 14 vs G.S.	0
PATTY MILLS	8 JUN. 9 at Miami	1 (5) JUN. 11 vs Miami	0	1T MAY. 14 vs G.S.	1T(2) JUN. 11 vs Miami	1T(3) JUN. 11 vs Miami	1 (2) MAY. 19 vs Mem.	0	1T APR. 28 at LA-L	0T	3 (2) MAY. 19 vs Mem.
GARY NEAL	31C JUN. 13 vs Miami	9C JUN. 11 vs Miami	3 APR. 28 at LA-L	0	5T MAY. 16 at G.S.	5T MAY. 16 at G.S.	3 JUN. 11 vs Miami	2C APR. 28 at LA-L	3C JUN. 9 at Miami	1T MAY. 8 vs G.S.	24C JUN. 11 vs Miami
TONY PARKER	48 MAY. 6 vs G.S.	15 MAY. 27 at Mem.	9 APR. 24 vs LA-L	3 MAY. 6 vs G.S.	5 (2) vs Mem.	8 MAY. 21 vs G.S.	18C MAY. 21 vs Mem.	3 (3) MAY. 25 at Mem.	7T MAY. 25 at Mem.	17(3) JUN. 9 at Miami	37 MAY. 27 at Mem.
TIAGO SPLITTER	34C MAY. 21 vs Mem.	6C(2) MAY. 21 vs Mem.	4 JUN. 13 vs Miami	4 JUN. 11 vs Miami	5 MAY. 14 vs G.S.	6 (3) MAY. 25 vs G.S.	4C APR. 21 vs LA-L	4C MAY. 14 vs G.S.	3T(4) JUN. 16 vs Miami	4C MAY. 27 at Mem.	14C(2) MAY. 21 vs Mem.
SPURS High Games	290 MAY. 6 vs G.S.	52 APR. 26 at LA-L	24 MAY. 6 vs G.S.	19 JUN. 11 vs Miami	42 MAY. 21 vs Mem.	52 JUN. 11 vs Miami	30 (2) JUN. 11 vs G.S.	13 APR. 28 at LA-L	19 (2) JUN. 16 vs Miami	12 MAY. 21 vs Mem.	129 MAY. 6 vs G.S.
SPURS Low Games	240 (15) JUN. 16 vs Miami	31 JUN. 13 vs Miami	10 JUN. 9 at Miami	4 (2) MAY. 27 at Mem.	26 MAY. 19 vs Mem.	33 MAY. 19 vs Mem.	13 JUN. 18 at Miami	3 JUN. 9 at Miami	4 JUN. 6 at Miami	2 JUN. 18 at Miami	84 JUN. 9 at Miami
OPPONENTS High Games	290 MAY. 6 vs G.S.	51 MAY. 6 vs G.S.	20 MAY. 12 at G.S.	19 (3) MAY. 25 at Mem.	46 MAY. 12 at G.S.	65 MAY. 12 at G.S.	25 JUN. 16 vs Miami	13 JUN. 13 vs Miami	22 APR. 28 at LA-L	9 APR. 24 vs LA-L	127 MAY. 6 vs G.S.
OPPONENTS Low Games	240 (15) JUN. 16 vs Miami	30 APR. 21 vs LA-L	5 APR. 28 at LA-L	6 APR. 21 vs LA-L	22 JUN. 16 vs Miami	34 JUN. 16 vs Miami	15 APR. 21 vs LA-L	2 APR. 28 at LA-L	6 JUN. 9 at Miami	1 (2) at G.S.	77 MAY. 11 vs Miami

SPURS POSTSEASON HIGHS & LOWS

CATEGORY	SPURS HIGHS	SPURS LOWS
TOTAL POINTS	120 at L.A. Lakers 4/26/13 129 vs. Golden State 5/6/13 2OT	84 at Miami 6/9/13 87 at Golden State 5/12/13
PTS, 1ST QUARTER	37 vs. Golden State 5/14/13	13 at Memphis 5/25/13
PTS, 2ND QUARTER	31 vs. Memphis 5/21/13	17 vs. Golden State 5/14/13
PTS, 3RD QUARTER	31 vs. Golden State 5/6/13 2OT	17 at Golden State 5/12/13
PTS, 4TH QUARTER	35 (2) vs. Miami 6/11/13	9 vs. Memphis 5/21/13
PTS, 1ST HALF	61 vs. Miami 6/16/13	40 (2) at Memphis 5/25/13
PTS, 2ND HALF	65 at L.A. Lakers 4/26/13	39 (3) at Miami 6/9/13
FGM	52 at L.A. Lakers 4/26/13	31 vs. Miami 6/13/13
FGA	105 vs. Golden State 5/6/13 2OT	70 (2) vs. Miami 6/16/13
FG%	.612 (52-85) at L.A. Lakers 4/26/13	.355 (33-93) at Golden St. 5/12/13 OT
3-PT FGM	16 vs. Miami 6/11/13	3 at Memphis 5/27/13
3-PT FGA	37 at Golden State 5/12/13 OT	13 at Memphis 5/27/13
3-PT FG%	.500 (8-16) (4) vs. Miami 6/13/13	.231 (3-13) at Memphis 5/27
FTM	24 vs. Golden State 5/6/13 2OT	10 at Miami 6/9/13
FTA	31 vs. Miami 6/13/13	13 at Memphis 5/27/13
FT%	.923 (12-13) at Memphis 5/27/13	.579 (11-19) vs. Miami 6/11/13
OFF REBOUNDS	19 vs. Miami 6/11/13	4 (2) at Memphis 5/27/13
DEF REBOUNDS	49 at L.A. Lakers 4/26/13	26 vs. Memphis 5/19/13
TOTAL REBOUNDS	52 vs. Miami 6/11/13	33 vs. Memphis 5/19/13
ASSISTS	30 (2) vs. Golden State 5/14/13	13 at Miami 6/20/13
STEALS	13 at L.A. Lakers 4/28/13	3 at Miami 6/9/13
TURNOVERS	19 vs. Miami 6/16/13	4 at Miami 6/6/13
BLOCKED SHOTS	8 (2) vs. Miami 6/16/13	2 at Miami 6/18/13 OT
POINTS IN THE PAINT	60 at Miami 6/18/13 OT	30 vs. Memphis 5/19/13
FAST BREAK POINTS	20 vs. Miami 6/11/13	3 at Miami 6/9/13
BENCH POINTS	46 (2) vs. Miami 6/11/13	7 vs. Miami 6/16/13

2013 NBA PLAYOFF LEADERS

SCORING AVERAGE

	FG	FT	PTS	AVG
Durant, OKC.	11	112	93	33.9
Anthony, N.Y.	12	126	77	34.6
Harden, Hou.	6	45	53	15.8
James, Mia.	23	212	136	59.6
Curry, G.S.	12	102	35	28.1
Paul, LA-C	6	49	33	13.7
Lopez, Brk.	7	58	39	15.6
Lawson, Den.	6	48	28	12.8
Parker, S.A.	21	167	87	43.2
D. Williams, Brk.	7	45	37	14.4
Green, Bos.	6	37	38	12.2
George, Ind.	19	119	93	36.5
Pierce, Bos.	6	39	26	11.5
Parsons, Hou.	6	42	9	10.9
Duncan, S.A.	21	151	79	38.1
Iguodala, Den.	6	38	18	10.8
Randolph, Mem.	15	99	63	26.1
Gasol, Mem.	15	93	72	25.8
Jack, G.S.	12	78	43	20.6

REBOUNDING PER GAME

	OFF	DEF	TOT
Garnett, Bos.	6	9	73
Evans, Brk.	7	16	70
Gasol, LA-L	4	7	39
Asik, Hou.	6	21	46
Bogut, G.S.	12	39	92
Howard, LA-L	4	10	33
Duncan, S.A.	21	54	160
Randolph, Mem.	15	59	91
Hibbert, Ind.	19	90	98
Boozer, Chi.	12	35	80
Noah, Chi.	12	52	63
Leonard, S.A.	21	50	140
Durant, OKC.	11	7	92
Horford, Atl.	6	12	41
Gasol, Mem.	15	25	102
James, Mia.	23	37	156
Ibaka, OKC.	11	39	53
Sanders, Mil.	4	11	22

ASSISTS PER GAME

	G	AST	AVG
D. Williams, Brk.	7	59	8.4
Curry, G.S.	12	97	8.1
Lawson, Den.	6	48	8.0
Conley, Mem.	15	107	7.1
Parker, S.A.	21	146	7.0
James, Mia.	23	152	6.6
Gasol, LA-L	4	26	6.5
Paul, LA-C	6	38	6.3
Durant, OKC.	11	69	6.3
Ellis, Mil.	4	22	5.5
Iguodala, Den.	6	32	5.3
Pierce, Bos.	6	32	5.3
George, Ind.	19	96	5.1
Ginobili, S.A.	21	105	5.0
Teague, Atl.	6	30	5.0
Wade, Mia.	22	105	4.8
Felton, N.Y.	12	56	4.7
Jack, G.S.	12	56	4.7
Harden, Hou.	6	27	4.5
Robinson, Chi.	12	53	4.4

FREE THROW PCT.

	FT	FTA	PCT
Crawford, LA-C	11	11	1,000
Garnett, Bos.	16	17	.941
Curry, G.S.	35	38	.921
Korver, Atl.	11	12	.917
Martin, OKC.	39	43	.907
Jackson, OKC.	26	29	.897
Pierce, Bos.	26	29	.897
Jack, G.S.	43	48	.896
Paul, LA-C	33	37	.892
Dunleavy, Mil.	8	9	.889

STEALS PER GAME

	G	STL	AVG
Ellis, Mil.	4	10	2.50
Jennings, Mil.	4	9	2.25
Allen, Mem.	15	30	2.00
Harden, Hou.	6	12	2.00
Iguodala, Den.	6	12	2.00
Bradley, Bos.	6	11	1.83
Paul, LA-C	6	11	1.83
Smith, Atl.	6	11	1.83
James, Mia.	23	41	1.78
Leonard, S.A.	21	37	1.76

FIELD GOAL PCT.

	FG	FGA	PCT
Howard, LA-L	26	42	.619
Sanders, Mil.	19	33	.576
Dunleavy, Mil.	17	30	.567
Asik, Hou.	22	39	.564
Barnes, LA-C	24	44	.545
Leonard, S.A.	115	211	.545
Paul, LA-C	49	92	.533
Landry, G.S.	52	100	.520
Hibbert, Ind.	120	235	.511
Jack, G.S.	78	154	.506

BLOCKS PER GAME

	G	BLK	AVG
Ibaka, OKC.	11	33	3.00
Lopez, Brk.	7	21	3.00
Gasol, Mem.	15	33	2.20
Noah, Chi.	12	26	2.17
Howard, LA-L	4	8	2.00
Hibbert, Ind.	19	37	1.95
Asik, Hou.	6	10	1.67
Jordan, LA-C	6	10	1.67
Duncan, S.A.	21	34	1.62
Bosh, Mia.	23	36	1.57

3-PT FIELD GOAL PCT.

	PCT.	3FG	3GA
Tolliver, Atl.	7	11	.636
Cole, Mia.	17	32	.531
Iguodala, Den.	14	29	.483
Green, S.A.	55	114	.482
Copeland, N.Y.	11	23	.478
Fisher, OKC.	24	51	.471
Bonner, S.A.	15	32	.469
Garcia, Hou.	17	37	.459
Green, Bos.	10	22	.455
A. Miller, Den.	5	11	.455

MINUTES PER GAME

	G	MIN	AVG
Durant, OKC.	11	485	44.0
Green, Bos.	6	258	43.0
Pierce, Bos.	6	255	42.5
James, Mia.	23	960	41.8
D. Williams, Brk.	7	292	41.7
Curry, G.S.	12	497	41.4
Thompson, G.S.	12	495	41.3
George, Ind.	19	780	41.0
Butler, Chi.	12	490	40.8
Gasol, Mem.	15	609	40.6



SPURS
HISTORY



FRANCHISE WON-LOST BY YEAR

Year	Team	Home W-L	Away W-L	Overall	Finish In Division	Playoffs
67-68	Dallas (ABA)	29-10	17-22	46-32	Second	D. Houston 3-0, L. New Orleans 1-4
68-69	Dallas (ABA)	25-14	16-23	41-37	Fourth	L. New Orleans 3-4
69-70	Dallas (ABA)	26-15	19-24	45-39	Second	L. LA Lakers 2-4
70-71	Texas (ABA)	17-24	13-30	30-54	Fifth	L. Utah 0-4
71-72	Dallas (ABA)	27-17	15-25	42-42	Third	L. Utah 0-4
72-73	Dallas (ABA)	21-21	7-35	28-56	Fifth	None
73-74	San Antonio (ABA)	27-15	18-24	45-39	Third	L. Indiana 3-4
74-75	San Antonio (ABA)	32-10	19-23	51-33	Second	L. Indiana 2-4
75-76	San Antonio (ABA)	30-12	20-22	50-34	Third	L. New York 3-4
76-77	San Antonio	31-10	13-28	44-38	Third	L. Boston 0-2
77-78	San Antonio	32-9	20-21	52-30	First	L. Washington 2-4
78-79	San Antonio	29-12	19-22	48-34	First	D. Philadelphia 4-3, L. Washington 3-4
79-80	San Antonio	27-14	14-27	41-41	Second	L. Houston 1-2
80-81	San Antonio	34-7	18-23	52-30	First	L. Houston 3-4
81-82	San Antonio	29-12	19-22	48-34	First	D. Seattle 4-1, L. LA Lakers 0-4
82-83	San Antonio	31-10	22-19	53-29	First	D. Denver 4-1, L. LA Lakers 2-4
83-84	San Antonio	28-13	9-32	37-45	Fifth	None
84-85	San Antonio	30-11	11-30	41-41	Fourth	L. Denver 2-3
85-86	San Antonio	21-20	14-27	35-47	Sixth	L. LA Lakers 0-3
86-87	San Antonio	21-20	7-34	28-54	Sixth	None
87-88	San Antonio	23-18	8-33	31-51	Fifth	L. LA Lakers 0-3
88-89	San Antonio	18-23	3-38	21-61	Fifth	None
89-90	San Antonio	34-7	22-19	56-26	First	D. Denver 3-0, L. Portland 3-4
90-91	San Antonio	33-8	22-19	55-27	First	L. Golden St. 1-3
91-92	San Antonio	31-10	16-25	47-35	Second	L. Phoenix 0-3
92-93	San Antonio	31-10	18-23	49-33	Second	D. Portland 3-1, L. Phoenix 2-4
93-94	San Antonio	32-9	23-18	55-27	Second	L. Utah 1-3
94-95	San Antonio	33-8	29-12	62-20	First	D. Denver 3-0, D. LA Lakers 4-2 L. Houston 2-4 D. Phoenix 3-1, L. Utah 2-4
95-96	San Antonio	33-8	26-15	59-23	First	None
96-97	San Antonio	12-29	8-33	20-62	Sixth	D. Phoenix 3-1, L. Utah 1-4
97-98	San Antonio	31-10	25-16	56-26	Second	D. Minnesota 3-1, D. LA Lakers 4-0
98-99	San Antonio	21-4	16-9	37-13	First	D. Portland 4-0, D. New York 4-1 L. Phoenix 1-3
99-00	San Antonio	31-10	22-19	53-29	Second	D. Minnesota 3-1, D. Dallas 4-1
00-01	San Antonio	33-8	25-16	58-24	First	L. LA Lakers 0-4 D. Seattle 3-2 L. LA Lakers 1-4
01-02	San Antonio	32-9	26-15	58-24	First	D. Phoenix 4-2, D. LA Lakers 4-2 D. Dallas 4-2, D. New Jersey 4-2
02-03	San Antonio	33-8	27-14	60-22	First	D. Memphis 4-0, L. LA Lakers 2-4
03-04	San Antonio	33-8	24-17	57-25	Second	D. Denver 4-1, D. Seattle 4-2
04-05	San Antonio	38-3	21-20	59-23	First	D. Phoenix 4-1, D. Detroit 4-3
05-06	San Antonio	34-7	29-12	63-19	First	D. Sacramento 4-2, L. Dallas 3-4
06-07	San Antonio	31-10	27-14	58-24	Second	D. Denver 4-1, D. Phoenix 4-2 D. Utah 4-1, D. Cleveland 4-0
07-08	San Antonio	34-7	22-19	56-26	Second	D. Phoenix 4-1, D. New Orleans 4-3 L. LA Lakers 1-4 L. Dallas 1-4
08-09	San Antonio	28-13	26-15	54-28	First	D. Dallas 4-2, L. Phoenix 0-4
09-10	San Antonio	29-12	21-20	50-32	Second	L. Memphis 2-4
10-11	San Antonio	36-5	25-16	61-21	First	D. Utah 4-0, D. L.A. Clippers 4-0, L. Oklahoma City 2-4
11-12	San Antonio	28-5	22-11	50-16	First	D. L.A. Lakers 4-0, D. Golden State 4-2, D. Memphis 4-0, L. Miami 3-4
12-13	San Antonio	35-6	23-18	58-24	First	
TOTALS		1306-526	844-988	2150-1514		192-178
San Antonio Totals		1161-425	757-829	1860-1254		183-158
NBA Totals		1072-388	700-760	1714-1143		175-146

SPURS ALL-TIME COACHES

Coach	Years	W	L	Percentage
Gregg Popovich	1996–Present	905	423	.681
Doug Moe	1976–1980	177	135	.567
Stan Albeck	1980–1983	153	93	.622
Larry Brown	1988–1992	153	131	.537
Bob Bass	1974–1976; 1980; 1984; 1992	144	108	.569
Bob Hill	1994–1996	124	58	.681
John Lucas	1992–1994	94	49	.657
Cotton Fitzsimmons	1984–1986	76	88	.463
Tom Nissalke	1973–1974	62	49	.559
Bob Weiss	1986–1988	59	105	.360
Morris McHone	1983	11	20	.355
Jerry Tarkanian	1992	9	11	.450
Rex Hughes	1992	1	0	1.000
TOTALS		1910	1246	.605

SPURS CAREER AVERAGE LEADERS

(PLAYERS WITH A MINIMUM OF 150 GAMES WITH SPURS)

POINTS

1. George Gervin	26.3
2. David Robinson	21.1
3. Larry Kenon	20.7
4. Tim Duncan	20.2
5. Mike Mitchell	20.1

ASSISTS

1. Johnny Moore	7.9
2. Avery Johnson	6.9
3. Tony Parker	6.0
4. Alvin Robertson	5.4
5. Mike Gale	4.9

REBOUNDS

1. Tim Duncan	11.2
2. David Robinson	10.6
3. Larry Kenon	10.3
4. Artis Gilmore	9.7
5. Billy Paultz	8.5

BLOCKS

1. George Johnson	3.26
2. David Robinson	2.99
3. Tim Duncan	2.25
4. Billy Paultz	2.11
5. Artis Gilmore	1.84

ALL-TIME SPURS ATTENDANCE

YEARLY ATTENDANCE—REGULAR SEASON

YEAR	LEAGUE	CITY	GAMES	HIGH	TOTAL	AVG.
73-74	ABA	San Antonio	42	11,240	258,434	6,153
74-75	ABA	San Antonio	42	11,146	329,844	7,853
75-76	ABA	San Antonio	42	11,717	336,083	8,002
76-77	NBA	San Antonio	41	12,594	376,136	9,174
77-78	NBA	San Antonio	41	11,489	373,707	9,115
78-79	NBA	San Antonio	41	15,764	489,207	11,932
79-80	NBA	San Antonio	41	15,812	468,657	11,431
80-81	NBA	San Antonio	41	16,114	440,553	10,745
81-82	NBA	San Antonio	41	14,973	434,243	10,591
82-83	NBA	San Antonio	41	15,782	397,489	9,743
83-84	NBA	San Antonio	41	13,972	375,900	9,168
84-85	NBA	San Antonio	41	15,180	364,398	8,888
85-86	NBA	San Antonio	41	15,786	336,407	8,205
86-87	NBA	San Antonio	41	15,786	328,368	8,009
87-88	NBA	San Antonio	41	15,786	346,960	8,462
88-89	NBA	San Antonio	41	15,861	459,514	11,208
89-90	NBA	San Antonio	41	15,910	603,660	14,723
90-91	NBA	San Antonio	41	15,908	651,965	15,902
91-92	NBA	San Antonio	41	16,057	658,337	16,057
92-93	NBA	San Antonio	41	16,057	658,337	16,057
93-94	NBA	San Antonio	41	36,523	904,167	22,053
94-95	NBA	San Antonio	41	35,888	920,413	22,449
95-96	NBA	San Antonio	41	35,888	811,422	19,791
96-97	NBA	San Antonio	41	37,058	706,641	17,235
97-98	NBA	San Antonio	41	37,492	783,455	19,109
98-99	NBA	San Antonio	25	35,122	527,357	21,094
99-00	NBA	San Antonio	41	35,217	889,444	21,694
00-01	NBA	San Antonio	41	35,944	913,175*	22,273*
01-02	NBA	San Antonio	41	35,052	906,390*	22,107*
02-03	NBA	San Antonio	41	18,797	735,970	17,950
03-04	NBA	San Antonio	41	18,797	739,706	18,042
04-05	NBA	San Antonio	41	18,797	750,970	18,316
05-06	NBA	San Antonio	41	18,797	770,677	18,797
06-07	NBA	San Antonio	41	18,797	764,823	18,654
07-08	NBA	San Antonio	41	18,797	761,149	18,565
08-09	NBA	San Antonio	41	18,797	749,048	18,269
09-10	NBA	San Antonio	41	18,581	741,676	18,090
10-11	NBA	San Antonio	41	18,581	750,879	18,314
11-12	NBA	San Antonio	33	18,581	607,095	18,397
12-13	NBA	San Antonio	41	18,581	755,522	18,422
Totals			1,615	37,492	24,224,178	14,8550

*Led NBA

SPURS ALL-TIME REGULAR SEASON LEADERS

(NBA SEASONS ONLY)

GAMES

1,180 – Tim Duncan
987 – David Robinson
872 – Tony Parker
709 – George Gervin
727 – Manu Ginobili
669 – Sean Elliott
644 – Avery Johnson
630 – Bruce Bowen
519 – Johnny Moore
509 – Malik Rose

POINTS

23,785 – Tim Duncan
20,790 – David Robinson
19,383 – George Gervin
14,917 – Tony Parker
10,819 – Manu Ginobili
9,799 – Mike Mitchell
9,659 – Sean Elliott
6,733 – Larry Kenon
6,486 – Avery Johnson
6,285 – Alvin Robertson

FG MADE

9,207 – Tim Duncan
7,526 – George Gervin
7,365 – David Robinson
6,387 – Tony Parker
4,152 – Mike Mitchell
3,492 – Sean Elliott
3,780 – Manu Ginobili
2,799 – Larry Kenon
2,700 – Avery Johnson
2,570 – Alvin Robertson

FG ATTEMPTED

18,168 – Tim Duncan
14,647 – George Gervin
14,221 – David Robinson
11,954 – Tony Parker
8,429 – Mike Mitchell
7,499 – Sean Elliott
7,709 – Manu Ginobili
5,678 – Larry Kenon
5,544 – Avery Johnson
5,327 – Alvin Robertson

FG PCT. (500 MADE)

.620 – Artis Gilmore (2,208-3,562)
.553 – Will Perdue (606-1,096)
.548 – Walter Berry (941-1,718)
.544 – Gene Banks (1,529-2,811)
.528 – DeJuan Blair (836-1,582)
.524 – Frank Brickowski (983-1,876)
.518 – David Robinson (7,365-14,221)
.514 – George Gervin (7,526-14,647)
.511 – Antoine Carr (816-1,597)
.507 – Tim Duncan (9,207-18,168)

3-PT FG MADE

1,093 – Manu Ginobili
661 – Bruce Bowen
563 – Sean Elliott
553 – Matt Bonner
490 – Michael Finley
457 – Chuck Person
383 – Tony Parker
356 – Brent Barry
280 – Jaren Jackson
274 – Richard Jefferson

3-PT FG ATTEMPTED

2,995 – Manu Ginobili
1,632 – Bruce Bowen
1,485 – Sean Elliott
1,330 – Matt Bonner
1,330 – Michael Finley
1,225 – Tony Parker
1,184 – Chuck Person
881 – Brent Barry
768 – Jaren Jackson
684 – Richard Jefferson

3-PT FG PCT. (100 MADE)

.429 – Danny Green (286-666)
.426 – Terry Porter (236-554)
.426 – Steve Smith (155-364)
.425 – Danny Ferry (134-315)
.419 – Hedo Turkoglu (101-241)
.416 – Matt Bonner (553-1,330)
.405 – Bruce Bowen (661-1,632)
.404 – Brent Barry (356-881)
.401 – Richard Jefferson (274-684)

FT MADE

6,035 – David Robinson
5,343 – Tim Duncan
4,258 – George Gervin
2,786 – Manu Ginobili
2,712 – Tony Parker
2,112 – Sean Elliott
1,711 – Artis Gilmore
1,480 – Mike Mitchell
1,466 – Mark Olberding
1,194 – James Silas

SPURS ALL-TIME REGULAR SEASON LEADERS

(NBA SEASONS ONLY)

FT ATTEMPTED

8,201 – David Robinson
7,710 – Tim Duncan
5,061 – George Gervin
3,626 – Tony Parker
3,347 – Manu Ginobili
2,643 – Sean Elliott
2,370 – Artis Gilmore
1,888 – Mike Mitchell
1,815 – Mark Olberding
1,500 – Avery Johnson

ASSISTS

5,247 – Tony Parker
4,474 – Avery Johnson
3,865 – Johnny Moore
3,612 – Tim Duncan
2,892 – Manu Ginobili
2,441 – David Robinson
2,094 – Alvin Robertson
2,070 – George Gervin
1,874 – Willie Anderson
1,700 – Sean Elliott

STEALS

1,388 – David Robinson
1,128 – Alvin Robertson
1,064 – Manu Ginobili
1,017 – Johnny Moore
892 – George Gervin
822 – Tim Duncan
836 – Tony Parker
712 – Avery Johnson
680 – Mike Gale
547 – Larry Kenon

FT PCT. (400 MADE)

.861 – Johnny Dawkins (451-524)
.850 – James Silas (1,194-1,404)
.841 – George Gervin (4,258-5,061)
.832 – Manu Ginobili (2,786-3,347)
.828 – Vinny Del Negro (733-885)
.827 – Mike Gale (431-521)
.826 – Larry Kenon (1,134-1,373)
.812 – George Hill (530-653)
.808 – Mark Olberding (1,466 – 1,815)
.799 – Sean Elliott (2,112-2,643)

PERSONAL FOULS

2,835 – David Robinson
2,880 – Tim Duncan
2,121 – George Gervin
1,628 – Mark Olberding
1,602 – Manu Ginobili
1,554 – Tony Parker
1,452 – Sean Elliott
1,366 – Alvin Robertson
1,325 – Johnny Moore
1,318 – Bruce Bowen

TURNOVERS

3,000 – Tim Duncan
2,417 – David Robinson
2,205 – Tony Parker
1,976 – George Gervin
1,523 – Manu Ginobili
1,262 – Avery Johnson
1,199 – Sean Elliott
1,160 – Johnny Moore
1,148 – Alvin Robertson
1,008 – Artis Gilmore

REBOUNDS

13,219 – Tim Duncan
10,497 – David Robinson
3,671 – Artis Gilmore
3,392 – George Gervin
3,217 – Larry Kenon
2,941 – Sean Elliott
2,839 – Manu Ginobili
2,683 – Mike Mitchell
2,579 – Mark Olberding
2,523 – Terry Cummings

DISQUALIFICATIONS

36 – George Gervin
29 – David Robinson
27 – Mark Olberding
25 – Frank Brickowski
19 – Willie Anderson
19 – Coby Dietrick
17 – Alvin Robertson
17 – Artis Gilmore
17 – Mike Mitchell
15 – Tim Duncan
15 – Billy Paultz

BLOCKED SHOTS

2,954 – David Robinson
2,652 – Tim Duncan
700 – Artis Gilmore
647 – George Gervin
543 – Billy Paultz
512 – George Johnson
370 – Rasha Nesterovic
317 – Greg Anderson
279 – Willie Anderson
257 – Sean Elliott

SPURS LEADERS BY YEAR

(NBA SEASONS ONLY)

SCORING

	GP	PTS.	AVG.
76-77	George Gervin	82	1895 23.1
77-78	George Gervin	82	2232 27.2
78-79	George Gervin	80	2365 29.6
79-80	George Gervin	78	2585 33.1
80-81	George Gervin	82	2221 27.1
81-82	George Gervin	79	2551 32.3
82-83	George Gervin	78	2043 26.2
83-84	George Gervin	76	1967 25.9
84-85	Mike Mitchell	82	1824 22.2
85-86	Mike Mitchell	82	1921 23.4
86-87	Alvin Robertson	81	1435 17.7
87-88	Alvin Robertson	82	1610 19.6
88-89	Willie Anderson	81	1508 18.6
89-90	David Robinson	81	1993 24.3
90-91	David Robinson	82	2101 25.6
91-92	David Robinson	68	1578 23.2
92-93	David Robinson	82	1916 23.4
93-94	David Robinson	80	2383 29.8
94-95	David Robinson	81	2238 27.6
95-96	David Robinson	82	2051 25.0
96-97	Dominique Wilkins	63	1145 18.2
97-98	David Robinson	73	1574 21.6
98-99	Tim Duncan	50	1084 21.7
99-00	Tim Duncan	74	1716 23.2
00-01	Tim Duncan	82	1820 22.2
01-02	Tim Duncan	82	2089 25.5
02-03	Tim Duncan	81	1884 23.3
03-04	Tim Duncan	69	1538 22.3
04-05	Tim Duncan	66	1342 20.3
05-06	Tony Parker	80	1510 18.9
06-07	Tim Duncan	80	1599 20.0
07-08	Manu Ginobili	74	1442 19.5
08-09	Tony Parker	72	1581 22.0
09-10	Tim Duncan	78	1395 17.9
10-11	Tim Parker	78	1368 17.5
11-12	Tony Parker	60	1095 18.3
12-13	Tony Parker	66	1341 20.3

REBOUNDING

	GP	REB	AVG.
76-77	Larry Kenon	78	879 11.3
77-78	Larry Kenon	81	773 9.5
78-79	Larry Kenon	81	790 9.8
79-80	Larry Kenon	78	775 9.9
80-81	Dave Corzine	82	636 7.8
81-82	Dave Corzine	82	629 7.7
82-83	Artis Gilmore	82	984 12.0
83-84	Artis Gilmore	64	662 10.3
84-85	Artis Gilmore	81	846 10.4
85-86	Artis Gilmore	71	600 8.5
86-87	David Greenwood	79	783 9.9
87-88	Frank Brickowski	70	483 6.9
88-89	Greg Anderson	82	676 8.2
89-90	David Robinson	82	983 12.0
90-91	David Robinson	82	1063 13.0
91-92	David Robinson	68	829 12.2
92-93	David Robinson	82	956 11.7
93-94	Dennis Rodman	79	1367 17.3
94-95	Dennis Rodman	49	823 16.8
95-96	David Robinson	82	1000 12.2
96-97	Will Perdue	65	638 9.8
97-98	Tim Duncan	82	977 11.9
98-99	Tim Duncan	50	571 11.4
99-00	Tim Duncan	74	918 12.4
00-01	Tim Duncan	82	997 12.2
01-02	Tim Duncan	82	1042 12.7
02-03	Tim Duncan	81	1043 12.9
03-04	Tim Duncan	69	859 12.4
04-05	Tim Duncan	66	732 11.1
05-06	Tim Duncan	80	881 11.0
06-07	Tim Duncan	80	846 10.6
07-08	Tim Duncan	78	881 11.3
08-09	Tim Duncan	75	800 10.7
09-10	Tim Duncan	78	788 10.1
10-11	Tim Duncan	76	678 8.9
11-12	Tim Duncan	58	520 9.0
12-13	Tim Duncan	69	686 9.9

ASSISTS

	GP	AST	AVG.
76-77	Mike Gale	82	473 5.8
77-78	Mike Gale	70	376 5.4
78-79	Mike Gale	82	374 4.6
79-80	James Silas	77	347 4.5
80-81	Johnny Moore	82	373 4.5
81-82	Johnny Moore	79	762 9.6
82-83	Johnny Moore	77	753 9.8
83-84	John Lucas	63	673 10.7
84-85	Johnny Moore	82	816 10.0
85-86	Johnny Moore	28	252 9.0
86-87	Alvin Robertson	81	421 5.2
87-88	Johnny Dawkins	65	480 7.4
88-89	Johnny Dawkins	32	224 7.0
89-90	Rod Strickland	31	249 8.0
90-91	Rod Strickland	58	463 8.0
91-92	Rod Strickland	57	491 8.6
92-93	Avery Johnson	75	561 7.5
93-94	David Robinson	80	381 4.8
94-95	Avery Johnson	82	670 8.2
95-96	Avery Johnson	82	789 9.6
96-97	Avery Johnson	76	513 6.8
97-98	Avery Johnson	75	591 7.9
98-99	Avery Johnson	50	369 7.4
99-00	Avery Johnson	82	491 6.0
00-01	Avery Johnson	55	237 4.3
01-02	Tony Parker	77	334 4.3
02-03	Tony Parker	82	432 5.3
03-04	Tony Parker	75	411 5.5
04-05	Tony Parker	80	491 6.1
05-06	Tony Parker	80	460 5.8
06-07	Tony Parker	77	420 5.5
07-08	Tony Parker	69	411 6.0
08-09	Tony Parker	72	496 6.9
09-10	Manu Ginobili	75	370 4.9
10-11	Tony Parker	78	513 6.6
11-12	Tony Parker	60	463 7.7
12-13	Tony Parker	66	499 7.6

FG PERCENTAGE (Min. 250 Attempts)

	FGM-FGA	PCT.
76-77	George Gervin	726-1335 548
77-78	George Gervin	864-1611 536
78-79	George Gervin	947-1749 541
79-80	Paul Griffin	173-313 553
80-81	Kevin Restani	192-369 520
81-82	Mike Mitchell	524-973 539
82-83	Artis Gilmore	556-888 626
83-84	Artis Gilmore	351-556 631
84-85	Artis Gilmore	532-854 623
85-86	Steve Johnson	362-573 632
86-87	Artis Gilmore	346-520 597
87-88	Walter Berry	540-960 563
88-89	Frank Brickowski	337-654 515
89-90	David Robinson	690-1300 531
90-91	David Robinson	754-1366 552
91-92	David Robinson	592-1074 551
92-93	Antoine Carr	379-705 538
93-94	David Robinson	840-1658 507
94-95	David Robinson	788-1487 530
95-96	Will Perdue	173-331 523
96-97	Will Perdue	233-410 568
97-98	Tim Duncan	706-1287 549
98-99	David Robinson	268-527 509
99-00	David Robinson	528-1031 512
00-01	Tim Duncan	702-1406 499
01-02	Tim Duncan	764-1504 508
02-03	Tim Duncan	714-1392 513
03-04	Tim Duncan	592-1181 501
04-05	Tim Duncan	517-1042 496
05-06	Tony Parker	623-1136 548
06-07	Fabrizio Oberto	158-281 562
07-08	Fabrizio Oberto	180-296 608
08-09	Tony Parker	639-1263 506
09-10	DeJuan Blair	275-495 556
10-11	Tony Parker	555-1069 519
11-12	Tiago Splitter	212-343 618
12-13	Tiago Splitter	315-563 560

SPURS LEADERS BY YEAR

(NBA SEASONS ONLY)

3-PT. FG PERCENTAGE	Min. 75 Attempts	FGM-FGA	PCT.
79-80	George Gervin	32-102	.314
80-81	George Gervin	9-35	.257
81-82	Mike Bratz	46-138	.333
82-83	Mike Dunleavy	37-194	.345
83-84	Johnny Moore	28-87	.322
84-85	Johnny Moore	25-89	.281
85-86	Jon Sundvold	21-60	.350
86-87	Jon Sundvold	50-149	.336
87-88	Leon Wood	43-108	.398
88-89	Vernon Maxwell	32-129	.248
89-90	Terry Cummings	19-59	.322
90-91	Sean Elliott	20-64	.313
91-92	Sean Elliott	25-82	.305
92-93	Dale Ellis	119-297	.401
93-94	Dale Ellis	131-332	.395
94-95	Sean Elliott	136-333	.408
95-96	Sean Elliott	161-392	.411
96-97	Cory Alexander	94-252	.373
97-98	Jaren Jackson	112-297	.377
98-99	Mario Elie	40-107	.374
99-00	Terry Porter	90-207	.435
00-01	Danny Ferry	70-156	.449
01-02	Steve Smith	116-246	.472
02-03	Bruce Bowen	101-229	.441
03-04	Hedo Turkoglu	101-241	.419
04-05	Beno Udrih	58-142	.408
05-06	Bruce Bowen	104-245	.424
06-07	Brent Barry	128-287	.446
07-08	Brent Barry	48-112	.429
08-09	Matt Bonner	118-268	.440
09-10	George Hill	75-188	.399
10-11	Matt Bonner	105-230	.457
11-12	Danny Green	102-234	.436
12-13	Danny Green	177-413	.429

FT PERCENTAGE	Min. 100 Attempts	FTM-FTA	PCT.
76-77	George Gervin	443-532	.833
77-78	Larry Kenon	276-323	.854
78-79	Larry Kenon	295-349	.845
79-80	James Silas	339-382	.887
80-81	James Silas	374-440	.850
81-82	George Gervin	555-642	.864
82-83	George Gervin	517-606	.853
83-84	George Gervin	427-507	.842
84-85	George Gervin	324-384	.844
85-86	Wes Matthews	173-211	.820
86-87	Mike Mitchell	92-112	.821
87-88	Johnny Dawkins	198-221	.896
88-89	Johnny Dawkins	100-112	.893
89-90	Sean Elliott	187-216	.827
90-91	Paul Pressey	110-133	.848
91-92	Sean Elliott	285-331	.861
92-93	Vinny Del Negro	101-117	.863
93-94	Willie Anderson	145-171	.848
94-95	Sean Elliott	326-404	.807
95-96	Vinny Del Negro	178-214	.832
96-97	Vinny Del Negro	112-129	.868
97-98	Jaren Jackson	94-118	.797
98-99	Mario Elie	103-119	.866
99-00	Mario Elie	126-149	.846
00-01	Derek Anderson	342-402	.851
01-02	Steve Smith	159-181	.878
02-03	Steve Smith	95-114	.833
03-04	Malik Rose	183-225	.813
04-05	Brent Barry	113-135	.837
05-06	Michael Finley	98-115	.852
06-07	Brent Barry	103-117	.880
07-08	Manu Ginobili	380-442	.860
08-09	Roger Mason, Jr.	105-118	.890
09-10	Manu Ginobili	309-355	.870
10-11	Manu Ginobili	357-410	.871
11-12	Manu Ginobili	88-101	.871
12-13	Gary Neal	64-74	.865

STEALS	GP	STL	AVG.
76-77	Mike Gale	82	1.91
77-78	Mike Gale	70	1.59
78-79	Larry Kenon	81	1.54
79-80	Mike Gale	67	1.23
80-81	Johnny Moore	82	1.20
81-82	Johnny Moore	79	1.63
82-83	Johnny Moore	77	1.94
83-84	Johnny Moore	59	1.23
84-85	Johnny Moore	82	2.29
85-86	Alvin Robertson	82	3.01
86-87	Alvin Robertson	81	2.60
87-88	Alvin Robertson	82	2.43
88-89	Alvin Robertson	65	1.97
89-90	David Robinson	82	1.38
90-91	Rod Strickland	58	1.17
91-92	David Robinson	68	1.58
92-93	David Robinson	82	1.27
93-94	David Robinson	80	1.39
94-95	David Robinson	81	1.34
95-96	Avery Johnson	82	1.19

96-97	Avery Johnson	75	96	1.26
97-98	Avery Johnson	75	84	1.12
98-99	David Robinson	49	69	1.41
99-00	David Robinson	80	97	1.21
00-01	Derek Anderson	82	120	1.46
01-02	Tony Parker	77	89	1.16
02-03	Stephen Jackson	80	125	1.56
03-04	Manu Ginobili	77	136	1.77
04-05	Manu Ginobili	74	119	1.61
05-06	Manu Ginobili	65	101	1.55
06-07	Manu Ginobili	75	109	1.45
07-08	Manu Ginobili	74	109	1.47
08-09	Manu Ginobili	44	64	1.45
09-10	Manu Ginobili	75	103	1.37
10-11	Manu Ginobili	80	123	1.54
11-12	Stephen Jackson	21	28	1.33
12-13	Kawhi Leonard	58	97	1.67

MINUTES PLAYED	GP	MIN	AVG.
76-77	Larry Kenon	78	2936
77-78	Larry Kenon	81	2869
78-79	Larry Kenon	81	2947
79-80	George Gervin	78	2934
80-81	George Gervin	82	2764
81-82	George Gervin	79	2817
82-83	George Gervin	78	2835
83-84	Mike Mitchell	79	2853
84-85	Mike Mitchell	82	2853
85-86	Mike Mitchell	82	2970
86-87	Alvin Robertson	81	2697
87-88	Alvin Robertson	82	2978
88-89	Alvin Robertson	65	2287
89-90	David Robinson	82	3002
90-91	David Robinson	82	3095
91-92	Sean Elliott	82	3120
92-93	David Robinson	82	3211
93-94	David Robinson	80	3241
94-95	David Robinson	81	3074
95-96	Avery Johnson	82	3084
96-97	Avery Johnson	75	2472
97-98	Tim Duncan	82	3204
98-99	Tim Duncan	50	1963
99-00	Tim Duncan	74	2875
00-01	Tim Duncan	82	3174
01-02	Tim Duncan	82	3329
02-03	Tim Duncan	81	3181
03-04	Tim Duncan	69	2527
04-05	Tony Parker	80	2735
05-06	Tim Duncan	80	2784
06-07	Tim Duncan	80	2726
07-08	Tim Duncan	78	2651
08-09	Tony Parker	72	2456
09-10	Richard Jefferson	81	2520
10-11	Tony Parker	78	2528
11-12	Tony Parker	60	1923
12-13	Tony Parker	66	2174

BLOCKED SHOTS	GP	BLK	AVG.
76-77	Billy Paultz	82	173
77-78	Billy Paultz	80	194
78-79	Billy Paultz	79	125
79-80	George Gervin	78	79
80-81	George Johnson	82	278
81-82	George Johnson	75	234
82-83	Artis Gilmore	82	194
83-84	Artis Gilmore	64	132
84-85	Artis Gilmore	81	173
85-86	Artis Gilmore	71	108
86-87	Artis Gilmore	82	95
87-88	Greg Anderson	82	122
88-89	Greg Anderson	82	103
89-90	David Robinson	82	319
90-91	David Robinson	82	320
91-92	David Robinson	68	305
92-93	David Robinson	82	264
93-94	David Robinson	80	265
94-95	David Robinson	81	262
95-96	David Robinson	82	271
96-97	Will Perdue	65	102
97-98	David Robinson	73	192
98-99	Tim Duncan	50	126
99-00	David Robinson	80	183
00-01	David Robinson	80	197
01-02	Tim Duncan	82	203
02-03	Tim Duncan	81	237
03-04	Tim Duncan	69	185
04-05	Tim Duncan	66	174
05-06	Tim Duncan	80	162
06-07	Tim Duncan	80	190
07-08	Tim Duncan	78	152
08-09	Tim Duncan	75	126
09-10	Tim Duncan	78	117
10-11	Tim Duncan	76	146
11-12	Tim Duncan	58	88
12-13	Tim Duncan	69	183

TOP ALL-TIME GAMES

(NBA SEASONS ONLY)

SPURS POINTS

David Robinson	71	at LA Clippers	04/24/94
George Gervin	63	at New Orleans	04/09/78
George Gervin	55	at Indiana	01/23/80
Tony Parker	55	at Minnesota	11/05/08
Tim Duncan	53	vs. Dallas	12/26/01
George Gervin	53	vs. Denver	01/08/80
George Gervin	52	vs. San Diego	01/11/79
Terry Cummings	52	vs. Charlotte	01/31/90
David Robinson	52	vs. Charlotte	01/16/93
Larry Kenon	51	vs. Detroit	03/30/80
George Gervin	50	vs. Milwaukee	03/06/82
David Robinson	50	at Minnesota	02/21/94

REBOUNDS

Dennis Rodman	32	vs. Dallas	01/22/94
Dennis Rodman	30	at Houston	02/21/95
Dennis Rodman	29	vs. Minnesota	11/09/93
Dennis Rodman	28	at Charlotte	12/01/93
Tim Duncan	27	vs. Atlanta	01/27/10
Dennis Rodman	27	at Seattle	02/07/95
Dennis Rodman	27	vs. Houston	03/05/95
Tim Duncan	26	at Indiana	02/17/10
Dennis Rodman	26	vs. Miami	02/19/94
Tim Duncan	25	at Miami	02/01/03
Dennis Rodman	25	at Phoenix	11/10/93
Dennis Rodman	25	at Golden State	03/26/94
Dennis Rodman	25	at Indiana	01/22/95
Edgar Jones	25	vs. Dallas	03/13/84
Artis Gilmore	25	vs. Utah	01/17/87

ASSISTS

John Lucas	24	vs. Denver	04/15/84
Avery Johnson	20	vs. Vancouver	12/17/97
Avery Johnson	20	vs. LA Clippers	12/10/97
John Lucas	20	at Kansas City	12/23/83
Johnny Moore	20	vs. Washington	12/10/83
Johnny Moore	20	vs. LA Lakers	01/02/81
Rod Strickland	19	at Minnesota	03/03/92
John Lucas	19	vs. Atlanta	03/20/84
Johnny Moore	19	vs. Washington	01/11/81
Johnny Moore	18	three times: latest, vs. Seattle	11/06/83
John Lucas	18	two times: latest, vs. Denver	01/18/84

OPPONENTS POINTS

Purvis Short	57	at Golden St.	01/07/84
Billy Knight	52	vs. Indiana	11/11/80
Kiki Vandeweghe	50	at Denver	01/11/84
Bernard King	50	vs. New York	01/31/84
Dominique Wilkins	48	vs. Atlanta	01/13/88
Clyde Drexler	48	at Portland	11/24/91
Hakeem Olajuwon	47	at Houston	01/22/95
Adrian Dantley	47	at Utah	03/14/86
Dale Ellis	47	at Seattle	01/09/88
Allen Iverson	46	at Philadelphia	02/12/99
Isiah Thomas	46	vs. Detroit	02/08/83
Kevin Durant	45	at Oklahoma	03/22/10

REBOUNDS

Andrew Bynum	30	vs. Los Angeles	04/11/12
Artis Gilmore	28	at Chicago	12/22/78
Moses Malone	26	at Houston	01/14/78
Moses Malone	26	at Houston	04/07/79
Maurice Lucas	26	at New Jersey	02/24/80
Dennis Rodman	26	at Detroit	01/11/93
Dave Cowens	25	vs. Boston	03/22/77
Moses Malone	25	vs. Houston	02/25/79
Wes Unseld	25	vs. Washington	03/18/80
Swen Nater	24	at Buffalo	03/14/78
Dennis Rodman	24	vs. Detroit	01/06/92

ASSISTS

John Stockton	28	at Utah	01/15/91
Kevin Johnson	25	at Phoenix	04/16/94
Kevin Porter	22	at Detroit	12/23/78
John Stockton	21	vs. Utah	04/19/92
Kevin Johnson	20	at Phoenix	04/15/89
John Stockton	20	at Utah	03/03/90
John Stockton	20	vs. Utah	03/11/91
Tiny Archibald	19	vs. Boston	10/23/79
John Stockton	19	at Utah	01/22/92
Six Players	18	latest: Steve Nash at Phoenix	01/29/09
Rajon Rondo	22	at Boston	01/05/11

SPURS 40-POINT GAMES

PLAYER	TIMES OVER 40	RECORD	HIGH	DATE	TIMES OVER 50
George Gervin	65	41-24	63	04/09/78	5 (4-1)
David Robinson	22	16-6	71	04/24/94	3 (3-0)
Mike Mitchell	10	6-4	47	02/19/84	0
Manu Ginobili	6	6-0	48	01/21/05	0
Tim Duncan	5	4-1	53	12/26/01	1 (0-1)
Larry Kenon	4	4-0	51	03/30/80	1 (1-0)
Ron Brewer	2	2-0	44	11/10/81	0
Terry Cummings	2	2-0	52	01/31/90	1 (1-0)
Alvin Robertson	2	1-1	41	12/21/85	0
Tony Parker	3	3-0	55	11/5/08	1 (1-0)
Gene Banks	1	1-0	44	04/13/83	0
Sean Elliott	1	1-0	41	12/18/92	0
Artis Gilmore	1	1-0	40	01/25/83	0

SPURS SINGLE SEASON HIGHS

(NBA SEASONS ONLY)

MINUTES

3,329 — Tim Duncan 01-02
3,241 — David Robinson 93-94
3,211 — David Robinson 92-93
3,204 — Tim Duncan 97-98
3,181 — Tim Duncan 02-03

POINTS

2,585 — George Gervin 79-80
2,551 — George Gervin 81-82
2,383 — David Robinson 93-94
2,365 — George Gervin 78-79
2,238 — David Robinson 94-95

SCORING AVERAGE

33.1 — George Gervin 79-80
32.3 — George Gervin 81-82
29.8 — David Robinson 93-94
29.6 — George Gervin 78-79
27.6 — David Robinson 94-95

TOTAL REBOUNDS

1,367 — Dennis Rodman 93-94
1,063 — David Robinson 90-91
1,043 — Tim Duncan 02-03
1,042 — Tim Duncan 01-02
1,000 — David Robinson 95-96

REBOUNDING AVERAGE

17.3 — Dennis Rodman 93-94
16.8 — Dennis Rodman 94-95
13.0 — David Robinson 90-91
12.9 — Tim Duncan 02-03
12.7 — Tim Duncan 01-02

TOTAL ASSISTS

816 — Johnny Moore 84-85
789 — Avery Johnson 95-96
762 — Johnny Moore 81-82
753 — Johnny Moore 82-83
673 — John Lucas 83-84

ASSISTS AVERAGE

10.7 — John Lucas 83-84
10.0 — Johnny Moore 84-85
9.8 — Johnny Moore 82-83
9.6 — Avery Johnson 95-96
9.6 — Johnny Moore 81-82

FIELD GOAL PCT.

.632 — Steve Johnson (362-573) 85-86
.631 — Artis Gilmore (351-556) 83-84
.626 — Artis Gilmore (556-888) 82-83
.623 — Artis Gilmore (532-854) 84-85
.618 — Artis Gilmore (423-684) 85-86

3-PT. FG PCT.

.472 — Steve Smith (116-246) 01-02
.457 — Matt Bonner (105-230) 10-11
.449 — Danny Ferry (70-156) 00-01
.446 — Brent Barry (128-287) 06-07
.441 — Bruce Bowen (101-229) 02-03

FREE THROW PCT.

.918 — Michael Finley (90-98) 06-07
.896 — Johnny Dawkins (198-221) 87-88
.893 — Johnny Dawkins (100-112) 88-89
.890 — Roger Mason, Jr. (105-118) 08-09
.887 — James Silas (339-382) 79-80
.884 — Manu Ginobili (168-190) 08-09

STEALS

301 — Alvin Robertson 85-86
260 — Alvin Robertson 86-87
243 — Alvin Robertson 87-88
229 — Johnny Moore 84-85
197 — Alvin Robertson 88-89

BLOCKS

320 — David Robinson 90-91
319 — David Robinson 89-90
305 — David Robinson 91-92
278 — George Johnson 80-81
271 — David Robinson 95-96

TURNOVERS

306 — George Gervin 77-78
300 — Larry Kenon 78-79
279 — Tim Duncan 97-98
270 — David Robinson 90-91
263 — Tim Duncan 01-02

PERSONAL FOULS

307 — Mark Olberding 80-81
306 — Paul Griffin 79-80
306 — Artis Gilmore 84-85
300 — Alvin Robertson 87-88
298 — Edgar Jones 83-84

DISQUALIFICATIONS

13 — Steve Johnson 85-86
12 — George Gervin 76-77
11 — Frank Brickowski 87-88
10 — Frank Brickowski 88-89
9 — Paul Griffin 79-80

SPURS SINGLE SEASON ROOKIE HIGHS

POINTS

1,993 — David Robinson 89-90
1,731 — Tim Duncan 97-98
1,508 — Willie Anderson 88-89
988 — Walter Berry 86-87
957 — Greg Anderson 87-88

SCORING AVERAGE

24.3 — David Robinson 89-90
21.1 — Tim Duncan 97-98
18.6 — Willie Anderson 88-89
17.6 — Walter Berry 86-87
11.7 — Vernon Maxwell 88-89

FIELD GOAL PERCENTAGE

.589 — Ozell Jones (106-180) 84-85
.556 — DeJuan Blair (275-495) 09-10
.552 — Swen Nater (383-694) 73-74
.551 — Michael Wiley (76-138) 80-81
.549 — Tim Duncan (706-1,287) 97-98

3-PT. FG PERCENTAGE

.419 — Gary Neal (129-309) 10-11
.408 — Beno Udrih (58-142) 04-05
.394 — Cory Alexander (26-66) 95-96
.376 — Kawhi Leonard (41-109) 11-12
.345 — Manu Ginobili (51-148) 02-03

FREE THROW PERCENTAGE

.866 — Sean Elliott (187-216) 89-90
.848 — Sean Higgins (28-33) 90-91
.808 — Gary Neal (81-100) 10-11
.801 — Johnny Dawkins (153-191) 86-87
.781 — George Hill (114-146) 08-09

REBOUNDS

983 — David Robinson 89-90
977 — Tim Duncan 97-98
526 — DeJuan Blair 09-10
513 — Greg Anderson 87-88
417 — Willie Anderson 88-89

MINUTES

3,204— Tim Duncan 97-98
3,002— David Robinson 89-90
2,738— Willie Anderson 88-89
2,267— Tony Parker 01-02
2,065— Vernon Maxwell 88-89

ASSISTS

373 — Johnny Moore 80-81
372 — Willie Anderson 88-89
334 — Tony Parker 01-02
301 — Vernon Maxwell 88-89
290 — Johnny Dawkins 86-87

STEALS

150 — Willie Anderson 88-89
138 — David Robinson 89-90
127 — Alvin Robertson 84-85
120 — Johnny Moore 80-81
96 — Manu Ginobili 02-03

BLOCKED SHOTS

319 — David Robinson 89-90
206 — Tim Duncan 97-98
122 — Greg Anderson 87-88
62 — Willie Anderson 88-89
57 — Ozell Jones 84-85

SPURS HONOR ROLL

1999 NBA CHAMPIONS

2003 NBA CHAMPIONS

2005 NBA CHAMPIONS

2007 NBA CHAMPIONS

NBA DIVISION TITLES

1977-78	- Central Division
1978-79	- Central Division
1980-81	- Midwest Division
1981-82	- Midwest Division
1982-83	- Midwest Division
1989-90	- Midwest Division
1990-91	- Midwest Division
1994-95	- Midwest Division
1995-96	- Midwest Division
1998-99	- Midwest Division
2000-01	- Midwest Division
2001-02	- Midwest Division
2002-03	- Midwest Division
2004-05	- Southwest Division
2005-06	- Southwest Division
2008-09	- Southwest Division
2010-11	- Southwest Division
2011-12	- Southwest Division
2012-13	- Southwest Division

NBA MOST VALUABLE PLAYER

94-95	- David Robinson
01-02	- Tim Duncan
02-03	- Tim Duncan

NBA SCORING TITLES

77-78	- George Gervin, 27.2 ppg
78-79	- George Gervin, 29.6 ppg
79-80	- George Gervin, 33.1 ppg
81-82	- George Gervin, 32.3 ppg
93-94	- David Robinson, 29.8 ppg

NBA REBOUNDING TITLES

90-91	- David Robinson, 13.0 rpg
93-94	- Dennis Rodman, 17.3 rpg
94-95	- Dennis Rodman, 16.8 rpg

NBA ASSISTS TITLES

81-82	- Johnny Moore, 9.6 apg
-------	-------------------------

NBA BLOCKED SHOTS TITLES

80-81	- George Johnson, 3.39 bpg
81-82	- George Johnson, 3.12 bpg
91-92	- David Robinson, 4.49 bpg

NBA STEALS TITLE

85-86	- Alvin Robertson, 3.67 spg
86-87	- Alvin Robertson, 3.21 spg

FIELD GOAL PERCENTAGE TITLES

82-83	- Artis Gilmore, .626
83-84	- Artis Gilmore, .631
85-86	- Steve Johnson, .632

3-PT. FG PERCENTAGE TITLES

82-83	- Mike Dunleavy, .345
01-02	- Steve Smith, .472
02-03	- Bruce Bowen, .441
10-11	- Matt Bonner, .457

NBA ALL-STAR GAMES

1977	- George Gervin
1978	- George Gervin
	- Larry Kenon
1979	- George Gervin
	- Larry Kenon
1980	- George Gervin
1981	- George Gervin
1982	- George Gervin
1983	- George Gervin
	- Artis Gilmore
1984	- George Gervin
1985	- George Gervin
1986	- Artis Gilmore
	- Alvin Robertson

1987	- Alvin Robertson
1988	- Alvin Robertson
1990	- David Robinson
1991	- David Robinson
1992	- David Robinson
1993	- Sean Elliott
	- David Robinson
1994	- David Robinson
1995	- David Robinson
1996	- Sean Elliott
	- David Robinson
1998	- Tim Duncan
	- David Robinson
2000	- Tim Duncan
	- David Robinson
2001	- Tim Duncan
	- David Robinson
2002	- Tim Duncan
2003	- Tim Duncan
2004	- Tim Duncan
2005	- Tim Duncan
	- Manu Ginobili
2006	- Tim Duncan
	- Tony Parker
2007	- Tim Duncan
	- Tony Parker
2008	- Tim Duncan
2009	- Tim Duncan
	- Tony Parker
2010	- Tim Duncan
2011	- Tim Duncan
	- Manu Ginobili
2012	- Tony Parker
2013	- Tim Duncan
	- Tony Parker

ALL-NBA FIRST TEAM

77-78	- George Gervin
78-79	- George Gervin
79-80	- George Gervin
80-81	- George Gervin
81-82	- George Gervin
90-91	- David Robinson
91-92	- David Robinson
94-95	- David Robinson
95-96	- David Robinson
97-98	- Tim Duncan
98-99	- Tim Duncan
99-00	- Tim Duncan
00-01	- Tim Duncan
01-02	- Tim Duncan
02-03	- Tim Duncan
03-04	- Tim Duncan
04-05	- Tim Duncan
06-07	- Tim Duncan
12-13	- Tim Duncan

ALL-NBA SECOND TEAM

76-77	- George Gervin
82-83	- George Gervin
85-86	- Alvin Robertson
93-94	- David Robinson
97-98	- David Robinson
05-06	- Tim Duncan
07-08	- Tim Duncan
08-09	- Tim Duncan
11-12	- Tony Parker
12-13	- Tony Parker

ALL-NBA THIRD TEAM

89-90	- David Robinson
92-93	- David Robinson
94-95	- Dennis Rodman
99-00	- David Robinson
00-01	- David Robinson
07-08	- Manu Ginobili
08-09	- Tony Parker
09-10	- Tim Duncan
10-11	- Manu Ginobili

NBA ROOKIE OF THE YEAR

89-90	- David Robinson
97-98	- Tim Duncan

NBA ALL-ROOKIE FIRST TEAM

87-88	- Greg Anderson
88-89	- Willie Anderson
89-90	- David Robinson
97-98	- Tim Duncan
01-02	- Tony Parker
10-11	- Gary Neal
11-12	- Kawhi Leonard

NBA ALL-ROOKIE SECOND TEAM

89-90 – Sean Elliott
02-03 – Manu Ginobili
09-10 – DeJuan Blair

NBA DEFENSIVE PLAYER OF THE YEAR

85-86 – Alvin Robertson
91-92 – David Robinson

NBA ALL-DEFENSIVE FIRST TEAM

86-87 – Alvin Robertson
90-91 – David Robinson
91-92 – David Robinson
94-95 – David Robinson
– Dennis Rodman
95-96 – David Robinson
98-99 – Tim Duncan
99-00 – Tim Duncan
00-01 – Tim Duncan
01-02 – Tim Duncan
02-03 – Tim Duncan
03-04 – Bruce Bowen
04-05 – Bruce Bowen
– Tim Duncan
05-06 – Bruce Bowen
06-07 – Bruce Bowen
– Tim Duncan
07-08 – Bruce Bowen
– Tim Duncan

NBA ALL-DEFENSIVE SECOND TEAM

80-81 – George Johnson
85-86 – Alvin Robertson
87-88 – Alvin Robertson
88-89 – Alvin Robertson
89-90 – David Robinson
92-93 – David Robinson
93-94 – David Robinson
– Dennis Rodman
97-98 – Tim Duncan
– David Robinson
98-99 – David Robinson
01-02 – Bruce Bowen
02-03 – Bruce Bowen
03-04 – Tim Duncan
05-06 – Tim Duncan
08-09 – Tim Duncan
09-10 – Tim Duncan
12-13 – Tim Duncan

NBA SIXTH MAN AWARD

07-08 – Manu Ginobili

NBA SPORTSMANSHIP AWARD

97-98 – Avery Johnson
00-01 – David Robinson
01-02 – Steve Smith

MOST IMPROVED PLAYER

85-86 – Alvin Robertson

NBA IBM AWARD

89-90 – David Robinson
90-91 – David Robinson
93-94 – David Robinson
94-95 – David Robinson
95-96 – David Robinson
01-02 – Tim Duncan

NBA EXECUTIVE OF THE YEAR

77-78 – Angelo Drossos
89-90 – Bob Bass

NBA COACH OF THE YEAR

02-03 – Gregg Popovich
11-12 – Gregg Popovich

NBA PLAYER OF THE WEEK

01/27/80 – George Gervin
11/15/81 – Ron Brewer
12/06/81 – George Gervin
01/03/82 – George Gervin
03/07/82 – George Gervin
01/30/83 – Artis Gilmore
12/15/85 – Alvin Robertson
11/23/86 – Alvin Robertson

12/24/89 – Terry Cummings
02/26/90 – David Robinson
03/25/90 – David Robinson
04/22/90 – David Robinson
12/01/91 – David Robinson
11/29/92 – David Robinson
12/27/92 – Sean Elliott
01/03/93 – David Robinson
12/05/93 – David Robinson
02/06/94 – David Robinson
02/20/94 – David Robinson
03/06/94 – David Robinson
04/24/94 – David Robinson
04/02/95 – David Robinson
01/14/96 – David Robinson
12/28/97 – David Robinson
02/02/98 – David Robinson
03/01/98 – Tim Duncan
03/08/99 – Tim Duncan
11/28/99 – Tim Duncan
04/02/00 – Tim Duncan
01/28/01 – Tim Duncan
03/05/01 – Derek Anderson
11/11/01 – Tim Duncan
11/25/01 – Tim Duncan
12/30/01 – Tim Duncan
03/17/02 – Tim Duncan
03/24/02 – Tim Duncan
04/07/02 – Tim Duncan
12/20/02 – Tim Duncan
12/27/02 – Tim Duncan
01/26/03 – Tim Duncan
02/16/03 – Tim Duncan
03/30/03 – Tim Duncan
02/08/04 – Tim Duncan
01/09/05 – Bruce Bowen
02/13/06 – Tony Parker
03/12/07 – Manu Ginobili
04/09/07 – Tim Duncan
11/26/07 – Tony Parker
02/25/08 – Manu Ginobili
12/15/08 – Tim Duncan
02/02/09 – Tony Parker
03/30/09 – Tony Parker
11/30/09 – Tim Duncan
03/29/10 – Manu Ginobili
12/20/10 – Tony Parker
03/14/11 – Tony Parker
11/19/13 – Tony Parker

NBA PLAYER OF THE MONTH

01/80 – George Gervin
12/85 – Alvin Robertson
01/91 – David Robinson
02/94 – David Robinson
03/95 – David Robinson
03/96 – David Robinson
03/99 – Tim Duncan
12/01 – Tim Duncan
03/02 – Tim Duncan
04/02 – Tim Duncan
01/13 – Tony Parker

NBA COACH OF THE MONTH

03/83 – Stan Albeck
12/85 – Cotton Fitzsimmons
01/93 – John Lucas
02/95 – Bob Hill
04/95 – Bob Hill
03/96 – Bob Hill
04/99 – Gregg Popovich
03/01 – Gregg Popovich
03/02 – Gregg Popovich
01/03 – Gregg Popovich
03/03 – Gregg Popovich
12/03 – Gregg Popovich
12/05 – Gregg Popovich
03/06 – Gregg Popovich
03/07 – Gregg Popovich
11/07 – Gregg Popovich
11/10 – Gregg Popovich
12/10 – Gregg Popovich
2/12 – Gregg Popovich
3/12 – Gregg Popovich

NBA ROOKIE OF THE MONTH

03/88 – Greg Anderson
11/88 – Willie Anderson
11/89, 12/89, 1/90, 2/90, 3/90 & 4/90 – David Robinson
11/97, 12/97, 1/98, 2/98, 3/98 & 4/98 – Tim Duncan
03/03 – Manu Ginobili
12/04 – Beno Udrih

SPURS AMONG LEAGUE LEADERS

1976-77

Mike Gale	— 8th in assists — 5th in steals	5.8 apg 2.33 spg
George Gervin	— 9th in scoring — 4th in FG%	23.1 ppg .544 (726-1335)
Larry Kenon	— 12th in scoring — 10th in rebounds	21.9 ppg 11.3 rpg
Billy Paultz	— 9th in blocks	2.11 bpg

1977-78

Mike Gale	— 4th in steals	2.27 spg
George Gervin	— 1st in scoring — 7th in FG%	27.2 ppg .536 (864-1611)
Larry Kenon	— 19th in scoring — 8th in FT%	20.6 ppg .854 (276-323)
Billy Paultz	— 9th in FG% — 5th in blocks	.529 (518-979) 2.43 bpg

1978-79

George Gervin	— 1st in scoring	29.6 ppg
Larry Kenon	— 15th in scoring	22.1 ppg

1979-80

George Gervin	— 1st in scoring	33.1 ppg
Larry Kenon	— 20th in scoring	20.1 ppg
James Silas	— 4th in FT%	.887 (339-382)

1980-81

George Gervin	— 3rd in scoring	27.1 ppg
George Johnson	— 1st in blocks	3.39 bpg

1981-82

Mike Bratz	— 9th in 3-PT FG%	.333 (46-138)
George Gervin	— 1st in scoring — 4th in FT%	32.3 ppg .864 (555-642)
Mike Mitchell	— 18th in scoring	20.5 ppg
Johnny Moore	— 1st in assists — 9th in steals	9.6 apg 2.06 spg
George Johnson	— 1st in blocks	3.12 bpg

1982-83

Mike Dunleavy	— 1st in 3-PT FG%	.345 (67-194)
George Gervin	— 4th in scoring — 4th in FT%	26.2 ppg .853 (517-606)
Artis Gilmore	— 1st in FG% — 4th in rebounds — 5th in blocks	.626 (556-888) 12.0 rpg 2.34 bpg
Johnny Moore	— 2nd in assists — 3rd in steals	9.8 apg 2.52 spg

1983-84

George Gervin	— 6th in scoring	25.9 ppg
Artis Gilmore	— 1st in FG% — 5th in blocks	.631 (351-556) 2.06 bpg
John Lucas	— 4th in assists	10.7 apg
Mike Mitchell	— 8th in scoring	23.3 ppg
Johnny Moore	— 5th in assists — 3rd in 3-PT FG%	9.6 apg .322 (28-87)

1984-85

Artis Gilmore	— 2nd in FG% — 9th in rebounds — 7th in blocks	.623 (532-854) 10.4 rpg 2.14 bpg
Mike Mitchell	— 17th in scoring	22.2 ppg
Johnny Moore	— 3rd in assists — 2nd in steals	10.0 apg 2.79 spg

1985-86

Artis Gilmore	— 2nd in FG%	.618 (423-684)
Mike Mitchell	— 9th in scoring	23.4 ppg
George Johnson	— 1st in FG%	.632 (362-573)
Alvin Robertson	— 1st in steals	3.67 spg

1986-87

Artis Gilmore	— 2nd in FG%	.597 (346-580)
Alvin Robertson	— 1st in steals	3.21 spg

1987-88

Walter Berry	— 5th in FG%	.563 (540-960)
Johnny Dawkins	— 5th in FT%	.896 (198-221)
Alvin Robertson	— 2nd in steals	2.96 spg

1988-89

Alvin Robertson	— 2nd in steals	3.03 spg
-----------------	-----------------	----------

1989-90

Terry Cummings	— 16th in scoring	22.4 ppg
David Robinson	— 10th in scoring — 2nd in rebounds — 3rd in blocks	24.3 ppg 12.0 rpg 3.89 bpg

1990-91

David Robinson	— 9th in scoring — 1st in rebounds — 2nd in blocks — 9th in FG%	25.6 ppg 13.0 rpg 3.90 bpg .552 (754-1366)
----------------	--	---

1991-92

David Robinson	— 7th in scoring — 4th in rebounds — 7th in FG% — 5th in steals — 1st in blocks	23.2 ppg 12.2 rpg .551 (592-1074) 2.32 spg 4.49 bpg
Rod Strickland	— 5th in assists	8.6 apg

1992-93

Antoine Carr	— 10th in FG%	.538 (379-705)
David Robinson	— 9th in scoring — 9th in rebounds — 5th in blocks	23.4 ppg 11.7 rpg 3.22 bpg

1993-94

David Robinson	— 1st in scoring — 3rd in blocks	29.8 ppg 3.31 bpg
Dennis Rodman	— 1st in rebounds	17.3 rpg

1994-95

Avery Johnson	— 7th in assists	8.2 apg
David Robinson	— 3rd in scoring — 7th in rebounds — 4th in blocks	27.6 ppg 10.8 rpg 3.23 bpg
Dennis Rodman	— 1st in rebounds	16.8 rpg

SPURS AMONG LEAGUE LEADERS

1995-96

Avery Johnson	— 3rd in assists	9.6 apg
David Robinson	— 5th in scoring	25.0 ppg
	— 2nd in rebounds	12.2 rpg
	— 3rd in blocks	3.30 bpg

1996-97

Avery Johnson	— 17th in assists	6.8 apg
---------------	-------------------	---------

1997-98

Tim Duncan	— 13th in scoring	21.1 ppg
	— 3rd in rebounds	11.9 rpg
	— 6th in blocks	2.51 bpg
	— 4th in FG%	.549 (706-1287)
David Robinson	— 10th in scoring	21.6 ppg
	— 5th in rebounds	10.6 rpg
	— 5th in blocks	2.63 bpg

1998-99

Tim Duncan	— 7th in scoring	21.7 ppg
	— 5th in rebounds	11.4 rpg
	— 7th in blocks	2.52 bpg
	— 10th in FG%	.495 (418-845)
Mario Elie	— 9th in FT%	.866 (103-119)
Avery Johnson	— 9th in assists	7.4 apg
David Robinson	— 10th in rebounds	10.0 rpg
	— 9th in blocks	2.43 bpg
	— 5th in FG%	.509 (268-527)

1999-00

Tim Duncan	— 9th in scoring	23.2 ppg
	— 3rd in rebounds	12.4 rpg
	— 7th in blocks	2.23 bpg
Terry Porter	— 6th in 3PT-FG%	.435 (90-207)
David Robinson	— 9th in rebounds	9.6 rpg
	— 6th in blocks	2.29 bpg
	— 6th in FG%	.512 (528-1031)

2000-01

Tim Duncan	— 14th in scoring	22.2 ppg
	— 4th in rebounds	12.2 rpg
	— 9th in blocks	2.34 bpg
Danny Ferry	— 5th in 3PT-FG%	.449 (70-156)
David Robinson	— 8th in blocks	2.46 bpg

2001-02

Tim Duncan	— 5th in scoring	25.5 ppg
	— 2nd in rebounds	12.7 rpg
	— 4th in blocks	2.48 bpg
	— 9th in FG%	.508 (764-1504)
Steve Smith	— 1st in 3PT-FG%	.472 (116-246)
	— 8th in FT%	.878 (159-181)

2002-03

Bruce Bowen	— 1st in 3PT-FG%	.441
Tim Duncan	— 7th in scoring	23.3 ppg
	— 3rd in rebounds	12.9 rpg
	— 3rd in blocks	2.93 bpg
	— 7th in FG%	.513 (714-1392)

2003-04

Tim Duncan	— 8th in scoring	22.3 ppg
	— 2nd in rebounds	12.4 rpg
	— 10th in FG%	.501 (592-1181)
	— 4th in blocks	2.68 bpg
Manu Ginobili	— 7th in steals	1.77 spg
Hedo Turkoglu	— 8th in 3PT-FG%	.419 (101-241)
Charlie Ward	— 10th in 3PT-FG%	.408 (84-206)

2004-05

Tim Duncan	— 3rd in blocks	2.64 bpg
------------	-----------------	----------

2005-06

Tim Duncan	— 5th in rebounds	11.0 rpg
Tony Parker	— 3rd in FG%	.548 (623-1,136)
Bruce Bowen	— 9th in 3PT-FG%	.424 (104-245)

2006-07

Tim Duncan	— 20th in scoring	20.0 ppg
	— 7th in rebounds	10.6 rpg
	— 9th in FG%	.546 (618-1,131)
	— 5th in blocks	2.38 bpg
Brent Barry	— 3rd in 3PT-FG%	.446 (128-287)

2007-08

Tim Duncan	— 4th in rebounds	11.3 rpg
	— 8th in blocks	1.95 bpg

2008-09

Tim Duncan	— 4th in rebounds	10.7 rpg
	— 11th in blocks	1.68 bpg
Tony Parker	— 11th in assists	6.9 apg
	— 12th in scoring	22.0 ppg
Manu Ginobili	— 8th in FT%	.884 (168-190)
Matt Bonner	— 8th in 3PT-FG%	.440 (118-268)

2009-10

Tim Duncan	— 8th in rebounds	10.1 rpg
Manu Ginobili	— 11th in FT%	.870 (309-355)

2010-11

Matt Bonner	— 1st in 3PT-FG%	.457 (105-230)
Tim Duncan	— 8th in blocks	1.92
	— 12th in rebounds	8.9 rpg
Manu Ginobili	— 11th in steals	1.54 spg
	— 12th in FT%	.871 (357-410)
George Hill	— 17th in FT%	.863 (233-270)
Richard Jefferson	— T-4th in 3PT-FG%	.440 (135-307)
Tony Parker	— 15th in assists	6.6 apg
	— 17th in FG%	.519 (555-1,069)

2011-12

DeJuan Blair	— 9th in FG%	.534 (269-504)
Tim Duncan	— 15th in rebounds	9.0 rpg
Danny Green	— 9th in 3FG%	.436 (102-234)
Tony Parker	— 8th in Assists	7.7 apg

2012-13

Tim Duncan	— 3rd in blocks	2.65 bpg
Danny Green	— 7th in 3-PT FG%	.429 (177-413)
Tony Parker	— 6th in Assists	7.6 apg
Tiago Splitter	— 7th in FG%	.560 (315-563)

SPURS ALL-TIME DRAFT HISTORY

THE ABA DRAFT

1967

First Five Rounds

Matthew Aitch, Michigan St.

Jim Burns, Northwestern

Gary Gray, Oklahoma City

Pat Riley, Kentucky

Jamie Thompson, Wichita St.

Additional Rounds

Paul Brateris, Tennessee Wesleyan

Jeff Fitch, East Texas St.

Ted Manning, North Carolina A&T

Duane Heckman, Dickinson College

Gilbert McDowell, Tennessee Wesleyan

Jerry Southwood, Vanderbilt

Tom Storm, Montana St.

1968

First Five Rounds

Shaler Halimon, Utah St.

Rich Jones, Memphis St.

Bob Lewis, South Carolina St.

John Smith, Southern Colorado St.

Jo Jo White, Kansas

Second Five Rounds

Wally Anderzunas, Creighton

Ron Boone, Idaho St.

Glen Combs, Virginia Tech

C.A. Core, SE Louisiana

Roy Manning, Lane College

Third Five Rounds

Billy Arnold, Texas

Gene Jones, Missouri

Gene Littles, High Point

Mickey McCarty, TCU

Calvin Pettit, Central Missouri St.

Additional Rounds

Willie Worsley, Texas-El Paso

1969

First Five Rounds

Willie Brown, Middle Tennessee St.

Bobby Christian, Grambling

Tom Hagan, Vanderbilt

A.W. Holt, Jackson St.

Charlie Robison, Smith College

Cliff Shegogg, Colorado St.

Second Five Rounds

Butch Beard, Louisville

Jake Ford, Maryland St.

Jud Roberts, Mercer University

Ron Sanford, New Mexico

Willie Scott, Troy St.

1970

First Five Rounds

Nate Archibald, Texas-El Paso

Immanuel Cannon, Grambling

Bob Croft, Tennessee

Joe Hamilton, North Texas St.

John Johnson, Iowa

Stan Love, Oregon

Second Five Rounds

Michael Bernard, Kentucky St.

Bill Cain, Iowa St.

Randall Causey, McMurry

Al Henry, Wisconsin

Steve Patterson, UCLA

Glen Vidnovic, Iowa

Third Five Rounds

Paul Brown, Arkansas Tech

Ron Pitts, Wiley College

1971

First Three Rounds

Roger Brown, Kansas

Stan Love, Oregon

Gary Nelson, Duquesne

Walt Szczerbiak, George Washington

Sidney Wicks, UCLA

Additional Rounds

4. Gene Phillips, SMU

5. Collis Jones, Notre Dame

6. George Trapp, Long Beach St.

7. Sterling Quant, Central St.

8. Curtis Rowe, UCLA

9. Jimmy Guymon, E. New Mexico St.

10. Gene Knolle, Texas Tech

11. Al Shumate, North Texas St.

12. Willie Hart, Grambling

13. Eugene (Goo) Kennedy, TCU

14. Bill Brickhouse, Montana St.

15. William Chatman, Baylor

16. Harry Taylor, Los Angeles Baptist

17. Dan McGhee, Howard Payne

1972

First Five Rounds

LaRue Martin, Loyola, Chicago

Mike Ratliff, Eau Claire St.

Bob Morse, Penn

Bill Walton, UCLA

Steve Hawes, Washington

Additional Rounds

Jim Creighton, Colorado

Frank Schade, Eau Claire St.

Ansley Truitt, California

Wayne Grabiec, Michigan

Jerry Zelinski, Northern Illinois

Jeff Hickman, Houston

Stan Key, Kentucky

Don Wiese, Ripon College

Rhea Taylor, Arizona St.

Ron Williams, Murray St.

Joe Reddick, Albany St.

Al Vilcheck, Louisville

1972

Special Circumstance Draft

1. Kevin Kunnert, Iowa

2. John Brown, Missouri

1973

ABA Dispersal Draft (Held after 1972 season

following dissolution of Miami & Pittsburgh)

1. Harley Swift, East Tennessee St. (Pittsburgh)

2. John Gianelli, Pacific (Pittsburgh)

3. Jerry Brucks, Wyoming

(Miami)

4. Bobby Jack, Oklahoma

(Miami)

1973

1. Mike D'Antoni, Marshall

2. Kevin Joyce, South Carolina

3. Tom Kozelko, Toledo

4. Traded to New York

5. Luke Witte, Ohio St.

6. Gary Melchionni, Duke

7. Richie Fuqua, Oral Roberts

8. Henry Wilmore, Michigan

9. Mark Sibley, Northwestern

10. Larry Lilly, Alabama St.

1973

Undergraduate Draft

1. Dwight Jones, Houston

2. Tom Henderson, Hawaii

1973

Supplementary Draft

1. Craig Littlepage, Penn

2. John Coughran, California

3. Bob Fullerton, Xavier

4. Bob Kilgore, Michigan St.

5. Ron Hogue, Georgia

6. John Lang, Augustana

7. Jeff Overhouse, Texas A&M

8. Tim Dominiz, Valdosta St.

9. Bill Harris, Northern Illinois

10. Bob Bodell, Maryland

11. Leon Howard, Wisconsin

12. Jeff Jellison, SE Massachusetts

1974

1. Traded to Virginia

2. Leonard Robinson, Tennessee St.

3. Traded to Utah

3. Collis Temple, LSU (from Kentucky)

4. Fred Saunders, Syracuse

4. Kim Hughes (from Indiana)

5. Eugene Short, Jackson St.

6. Gary Anderson, Wisconsin

7. Gerald Cunningham, Kentucky St.

8. Hercle Ivy, Iowa St.

9. Walter Luckett, Ohio

10. Charles Ogan, Carson-Newman

1975

1. Mark Olberding, Minnesota

2. Traded to Indiana

2. Rick Suttle, Kansas (from Kentucky)

3. Billy Taylor, LaSalle

4. Ken Smith, Tulsa

5. Robert Parish, Centenary

6. Bayard Forrest, Grand Canyon

7. Henry Ward, Jackson St.

8. Gary Tomaszewski, St. Mary's

1976

(NBA Dispersal Draft)

1. Louie Dampier, Kentucky

THE NBA DRAFT

1977

1. Traded to Los Angeles

2. Jeff Wilkins, Illinois St.

3. Dan Henderson, Arkansas St.

4. Matt Hicks, Northern Illinois

5. Scott Sims, Missouri

6. Bruce Buckley, North Carolina

7. Richard Robinson, New Mexico St.

8. Jerome Gladney, Arizona

1978

1. Frankie Sanders, Southern

2. Traded to Seattle

3. Gerald Henderson, Va. Common

4. Rich Adams, Illinois

5. Eugene Parker, Purdue

6. Harry Morgan, Indiana St.

7. Hector Olivencia, Sacred Heart

8. Henry Taylor, Pan American

9. Rick Taylor, Arizona St.

10. Larry Brewster, Florida

1979

1. Wiley Peck, Mississippi St.

2. Traded to Portland

3. Sylvester Norris, Jackson St.

4. Al Daniel, Furman

5. Steve Schall, Arkansas

6. Terry Knight, Pittsburgh

7. Tyrone Branan, Texas

SPURS ALL-TIME DRAFT HISTORY

- 8. Ed Jones, Tennessee St.
- 9. Eddie McLeod, UNLV
- 10. Glen Fine, Harvard

1980

- 1. Reggie Johnson, Tennessee
- 2. Traded to Los Angeles
- 3. Michael Wiley, Long Beach St. (from KC)
- 4. Lavon Mercer, Georgia (from Houston)
- 5. Rich Yonaker, North Carolina
- 6. Calvin Roberts, Cal State-Fullerton
- 7. Gib Hinz, Wisconsin-Eau Claire
- 8. Dean Uthoff, Iowa St.
- 9. Allan Zahn, Arkansas
- 10. Bill Bailey, Pan American
- 11. Al Williams, North Texas St.
- 12. Steve Schall, Arkansas

1981

- 1. Traded to New Jersey
- 2. Gene Banks, Duke (from Cleveland)
- 3. Ed Rains, South Alabama (from Seattle)
- 4. Traded to Washington
- 5. Tom Baker, Eastern Kentucky
- 6. Earl Belcher, St. Bonaventure
- 7. Mike Rhodes, Vanderbilt
- 8. Doc Shavers, Jackson St.
- 9. Mark Mindeman, N. Michigan
- 10. Bob Bartholemew, San Diego
- 11. Leonel Marquetti, Hampton Institute
- 12. Alvin Brooks, Lamar

1982

- 1. Traded to Detroit
- 2. Oliver Robinson, UAB
- 3. Willie Redden, South Florida
- 4. Tony Grier, South Florida
- 5. Clarence Swannagan, Texas Tech
- 6. Jaime Pena, New Mexico St.
- 7. Delonte Taylor, North Texas St.
- 8. Chris Faggi, Memphis St.
- 9. Harry O'Brien, St. Mary's
- 10. Keith White, McMurray

1983

- 1. John Paxson, Notre Dame
- 2. Darrell Lockhart, Auburn (from Atlanta)
- 3. Traded to New Jersey
- 4. Kevin Williams, St. John's (from Los Angeles)
- 5. Traded to Cleveland
- 6. Brant Weidner, William & Mary
- 7. Jeff Pehl, Richmond
- 8. Ricky Hooker, St. Mary's
- 9. Keith Williams, Panhandle St.
- 10. Norville Brown, Oklahoma Christian
- 11. Gary Gaspard, St. Mary's
- 12. Lamar Heard, Georgia

1984

- 1. Alvin Robertson, Arkansas
- 2. Traded to Detroit
- 3. Traded to Kansas City
- 4. Joe Binion, North Carolina A&T (from Denver)
- 5. Joe Devereaux, Ohio
- 6. Ozell Jones, Cal State-Fullerton (from Milwaukee)
- 7. Eric Richardson, Alabama
- 8. Dion Brown, SW Louisiana
- 9. Michael Pitts, California
- 10. Danny Tarkanian, UNLV
- 11. Melvin Roseboro, St. Mary's
- 12. Frank Rodriguez, New Mexico St.

1985

- 1. Alfredrick Hughes, Loyola
- 2. Mike Brittain, South Carolina (from Sacramento)
- 3. Tyrone Corbin, DePaul (from Washington)
- 4. Traded to New Jersey
- 5. Traded to Detroit
- 6. Scott Roth, Wisconsin
- 7. Clayton Olivier, USC
- 8. Chris Harper, Oregon
- 9. Al Young, Virginia Tech

1986

- 1. Johnny Dawkins, Duke
- 2. Kevin Duckworth, Eastern Illinois
- 3. Forrest McKenzie, Loyola Marymount (from N.Y.)
- 4. Carlos Briggs, Baylor
- 5. Earl Kelley, Connecticut
- 6. Kevin Lewis, SMU
- 7. Michael Anderson, Pan American

1987

- 1. David Robinson, Navy
- 2. Greg Anderson, Houston (from L.A. Lakers)
- 3. Nate Blackwell, Temple
- 4. Phil Zevenbergen, Washington
- 5. Todd May, Pikeville
- 6. Dennis Williams, Georgia
- 7. Ricky Brown, South Alabama
- 8. Raynard Davis, Texas

1988

- 1. Willie Anderson, Georgia
- 2. Shelton Jones, St. John's (from New Jersey)
- 3. Traded to Philadelphia
- 4. Barry Sumpter, Austin Peay
- 5. Archie Marshall, Kansas (from L.A. Lakers)

1989

- 1. Sean Elliott, Arizona
- 2. Traded to Milwaukee

1990

- 1. Dwayne Schintzius, Florida
- 2. Tony Massenburg, Maryland (from Milwaukee)
- 3. Traded to L.A. Lakers
- 4. Sean Higgins, Michigan (from L.A. Lakers)

1991

- 1. Traded to Orlando
- 2. Greg Sutton, Oral Roberts

1992

- 1. Tracy Murray, UCLA
- 2. Henry Williams, UNC Charlotte

1993

- 1. Traded to Charlotte
- 2. Chris Whitney, Clemson

1994

- 1. Bill Curley, Boston College
- 2. Traded to Sacramento

1995

- 1. Cory Alexander, Virginia
- 2. Traded to Houston

1996

- 1. Traded to New York
- 2. Traded to Charlotte

1997

- 1. Tim Duncan, Wake Forest
- 2. Traded to Detroit

1998

- 1. Traded to Vancouver
- 2. Derrick Dial, Eastern Michigan

1999

- 1. Traded to Dallas
- 2. Emanuel Ginobili, Argentina

2000

- 1. Traded to Chicago
- 2. Chris Carrawell, Duke
- 3. Traded to L.A. Lakers

2001

- 1. Tony Parker, France
- 2. Robertas Javtokas, Lithuania
- 3. Bryan Bracey, Oregon

2002

- 1. Traded to Philadelphia
- 2. Luis Scola, Argentina
- 3. Traded to Philadelphia

2003

- 1. Traded to Phoenix
- 2. Traded to Detroit

2004

- 1. Beno Udrih, Slovenia
- 2. Viktor Sanikidze, Republic of Georgia (from Atlanta)
- 3. Romain Sato, Xavier
- 4. Sergei Karaulov, Uzbekistan

2005

- 1. Ian Mahinmi, France
- 2. Traded to Atlanta

2006

- 1. Traded to New York
- 2. Traded to Milwaukee

2007

- 1. Tiago Splitter, Brazil
- 2. Marcus Williams, Arizona (from Milwaukee)
- 3. Traded to Toronto

2008

- 1. George Hill, IUPUI
- 2. Malik Hairston, Oregon (from Phoenix)
- 3. James Gist, Maryland

2009

- 1. DeJuan Blair, Pittsburgh
- 2. Jack McClinton, Miami
- 3. Nando De Colo, France

2010

- 1. James Anderson, Oklahoma State
- 2. Ryan Richards, England

2011

- 1. Kawhi Leonard, San Diego State (from Indiana)
- 2. Cory Joseph, Texas
- 3. Davis Bertans, Latvia (from Indiana)
- 4. Adam Hanga, Hungary

2012

- 1. Marcus Denmon, Missouri

2013

- 1. Livio Jean-Charles, France
- 2. Deshaun Thomas, Ohio State

KEY DATES IN SPURS HISTORY

OCTOBER 10, 1973

In the first game in San Antonio history, the Spurs fell to the San Diego Conquistadors 121-106 in the HemisFair Arena ... Rich Jones led the Spurs in scoring with 25 points ... the Spurs lost their first four games before claiming their first win on 10/16/73 when they beat the Virginia Squires 116-106.

JANUARY 30, 1974

After a month of fighting, Angelo Drossos pulled off the biggest deal in Spurs history, purchasing George Gervin from the Virginia Squires ... the transaction wasn't a simple one due to legal battles between the Spurs, the Squires and the ABA League Office ... In fact, at one point, the 21-year-old Gervin went into hiding for a week as the three parties battled it out ... in the end Drossos and the Spurs won, and the rest, as they say, is history.

JANUARY 28, 1975

On this date the city of San Antonio hosted the 1975 ABA All-Star Game ... on the West squad were three Spurs, George Gervin, James Silas and Swen Nater ... but the East team dominated the game, posting a 151-124 win in front of 10,449 in the HemisFair Arena ... the coaches that night were Kevin Loughery and Larry Brown.

OCTOBER 22, 1976

The Spurs made their NBA debut, beating the 76ers 121-118 in Philadelphia ... Billy Paultz paced the Spurs with 27 points ... also making his NBA debut that night was Julius Erving of the Sixers ... later in the week, on 10/27/76, the Spurs played their first NBA game in the HemisFair Arena, beating Phoenix 115-106 behind a 41-point effort by Larry Kenon ... the Spurs finished their first NBA season with a 44-38 record and a trip to the playoffs.

APRIL 9, 1978

George Gervin set an NBA record scoring 33 points in the second quarter as the Spurs fell to New Orleans 153-132 in the final game of the regular season ... earlier in the day David Thompson had scored 73 points and entering the game Gervin knew that he needed to score 58 points to edge out Thompson for the 1978 NBA scoring title ... Gervin came through ... he had 53 at halftime and finished the game with 63 points—despite sitting out the fourth quarter—to claim his first scoring title.

APRIL 15, 1983

Spurs announced their All-Decade Team ... on the squad were George Gervin, Artis Gilmore, Mike Mitchell, James Silas and Mark Olberding ... the Iceman was named the Spurs Player of the Decade ... the same night Artis Gilmore scored his 20,000th career point.

FEBRUARY 28, 1984

The Spurs retired the No. 13 worn by James Silas ... it was the first number ever retired by the Spurs franchise and Silas earned the honor ... in his career he appeared in 618 games, scoring 10,290 points and handing out 2,406 assists ... Silas — who was an original Spur — enjoyed his best season in 1975-76 when he averaged 23.8 points, 5.4 assists and 4.0 rebounds ... his career was cut short by a knee injury that he suffered in November of 1976.

MAY 17, 1987

The Spurs won the NBA Draft Lottery in New York ... Bob Bass was on hand with a lucky Red Chameleon ... the good luck charm worked as the Spurs beat out six other teams and won the number one pick in the 1987 Draft, which they used to select All-Star center David Robinson.

DECEMBER 5, 1987

On this night the Spurs retired the No. 44 jersey worn by George Gervin ... 15,786 were on hand to pay tribute to the greatest player in Spurs history ... in his 12 seasons with the Spurs, the Iceman scored 23,602 points and led the NBA in scoring four times.

MAY 27, 1988

Red McCombs purchased the Spurs for \$47 million, becoming the first principal owner of the franchise ... the transaction took place after months of negotiations between McCombs and the Spurs original majority owner, Angelo Drossos.

NOVEMBER 4, 1989

In his first NBA game rookie center David Robinson led the Spurs to a 106-98 win over the Lakers in front of a crowd of 15,868 in the HemisFair Arena ... Robinson didn't miss a beat despite the fact that he had spent the two previous years serving as a Navy ensign, stationed at Kings Bay, GA ... the Admiral finished the game with 23 points and 17 rebounds.

MARCH 26, 1993

On this date a group of 22 investors purchased the franchise from Red McCombs ... the two leaders of the group were Bob Coleman and Robert McDermott ... the original deal was struck on 2/19/93 between the group and McCombs, then a month later the move — with some minor changes — was approved by the NBA League Office.

MAY 20, 1993

The end of an era ... after calling the HemisFair Arena home for 20 years the Spurs played their final game in the Arena falling to the Suns 102-100 in Game 6 of their Western Conference Semifinal series ... in those 20 seasons, the Spurs played 893 regular season and playoff games in the Arena, attracting 9,383,257 fans.

MAY 23, 1995

On this date the NBA announced its 1994-95 Most Valuable Player — Mr. David Robinson ... the Admiral led the Spurs to a 62-20 record — the best mark in the NBA in 1994-95 — and became the first player in San Antonio history to win the award ... Robinson was among league leaders in five categories: scoring, rebounding, blocked shots, steals and field goal percentage.

KEY DATES IN SPURS HISTORY

FEBRUARY 11, 1996

One of the most exciting weekends in San Antonio history was capped with the 46th Annual NBA All-Star Game ... a crowd of 36,037 packed the Alamodome and saw the East defeat the West 129-118 despite solid efforts from Spurs All-Stars David Robinson and Sean Elliott ... the entire 1996 NBA All-Star Weekend was a hit as, for three days, the eyes of the basketball world were focused on the Alamo City.

MAY 6, 1996

In Springfield, Massachusetts, George Gervin was inducted into the Naismith Memorial Basketball Hall of Fame ... the honor is one that Gervin deserves ... in his 14-year professional career he scored 26,595 points which is the 12th highest total in history.

MAY 17, 1997

Ten years after winning the 1987 NBA Draft Lottery, the Spurs won the 1997 Lottery and the right to select Wake Forest star Tim Duncan ... winning the lottery was one of the few bright spots for the Spurs during the 1996-97 season ... they limped through the year without David Robinson and others, finishing with a 20-62 mark.

MARCH 20, 1998

On this date the Spurs retired the No. 00 of point guard Johnny Moore ... in his nine seasons with the Spurs, Moore appeared in 519 games, averaging 9.4 points and 7.4 assists per game ... Moore — whose career was cut short by Desert Fever — joined George Gervin and James Silas becoming just the third player in Spurs history to have their number retired by the franchise.

JUNE 25, 1999

An Avery Johnson 18-foot jumper with 47.0 seconds left gave the Spurs a 78-77 lead over the New York Knicks in Madison Square Garden in Game 5 of the 1999 NBA Finals ... neither team scored another point, as the Spurs held on to win the game and capture their first NBA Championship.

JUNE 15, 2003

Stephen Jackson's jumper gives the Spurs the lead with 6:34 left in the fourth quarter of Game 6 of the NBA Finals ... the Spurs outscore the Nets 15-5 down the stretch to clinch the second NBA Championship in franchise history.

NOVEMBER 10, 2003

David Robinson had his No. 50 hoisted into the rafters of the AT&T Center ... Robinson retired as the Spurs all-time NBA leader in games, points, rebounds, steals and blocks ... he finished his career with a pair of NBA Championships (1999 and 2003) and a legacy off the court thanks to the Carver Academy, a school on the East Side of San Antonio created by Robinson.

MARCH 6, 2005

The Spurs retired Sean Elliott's No. 32 ... Elliott, who played 11 years in the Silver and Black, ended his career as the Spurs all-time leader in three-point field goals made (with 563) and attempted (1,485) ... the two-time NBA All-Star helped lead the Spurs to their first NBA Championship in 1999.

JUNE 23, 2005

The Spurs defeated the Pistons in Game 7 of the NBA Finals to capture their third NBA Championship in seven years ... Tim Duncan joined Magic Johnson, Michael Jordan and Shaquille O'Neal as the only players to capture three Finals MVP awards ... Duncan finished with 25 points and 11 rebounds to propel the Spurs to a 81-74 victory.

JUNE 14, 2007

Four-for-four ... the Spurs won their fourth NBA Championship by sweeping the Cavaliers in the 2007 Finals ... San Antonio won Game 4 in Cleveland 83-82 behind 27 points from Manu Ginobili and 24 from Tony Parker ... Parker, who averaged 24.5 points while shooting .568 from the field, made NBA history becoming the first European-born player to be named the Finals MVP.

DECEMBER 22, 2007

Avery Johnson became the sixth Spur to have his jersey retired ... during his 10 years in San Antonio, AJ appeared in 644 games and is the Spurs all-time assists leader (handing out 4,474) ... the starting point guard for the Spurs 1999 NBA Championship team ... his No. 6 now hangs alongside two former teammates: Sean Elliott and David Robinson.

SEPTEMBER 11, 2009

David Robinson's career is capped off with his induction to the Naismith Memorial Basketball Hall of Fame ... over his 14-year career he averaged 21.1 points, 10.6 rebounds and 2.99 blocks in 987 regular season games ... a 10-time NBA All-Star, Robinson was the first Spurs player to win the MVP Award (1995) ... was named one of the NBA's 50 Greatest Players in 1996.

DECEMBER 12, 2010

Less than a month after becoming the Spurs all-time NBA scoring leader, Tim Duncan surpasses David Robinson as the Silver and Black's all-time leader in games played, taking the floor for the 988th time in his storied career.

MARCH 21, 2012

Known as one of the best defenders of his era, Bruce Bowen has his jersey retired in the rafters of the AT&T Center ... spent nine seasons (2001-09) with the Spurs and was a member of three NBA Championship teams (2003, 2005 and 2007) ... earned a spot on the NBA's All-Defensive Team in eight of his nine seasons ... On Feb. 22, 2002, started a streak of 500 consecutive games played and started which lasted until March 14, 2008 (Spurs franchise record).

KEY DATES IN SPURS HISTORY

2012-13 SEASON

The San Antonio Spurs celebrated their 40th anniversary throughout the 2012-13 season ... in the summer of 1973 a group of local investors leased the Dallas Chaparrals and relocated the team to San Antonio ... midway through their first season in the Alamo City the group purchased the team outright, and the Spurs have been a mainstay in San Antonio culture ever since ... the Silver and Black played their first three seasons in the ABA before joining the NBA in the summer 1976, along with the Nets, Nuggets and Pacers ... since the team moved to San Antonio, 318 players have suited up for the Spurs ranging from NBA Hall of Famers George "Iceman" Gervin and David Robinson to Steve Bardo who did not score in one minute of action in his only game with the team.

JUNE 6, 2013

The San Antonio Spurs began their fifth NBA Finals appearance in franchise history against the Miami Heat in June of 2013 ... the fifth appearance ranks eighth all-time in Finals history ... the Silver and Black defeated the L.A. Lakers (4-0), Golden State Warriors (4-2) and the Memphis Grizzlies (4-0) to advance to the Finals stage ... the Heat went on to win the the best-of-seven series, 4-3 .. during these Finals, Tim Duncan became just the second player in NBA history to appear in a Finals series in three separate decades.

MARCH 22, 2013

Spurs Head Coach Gregg Popovich became the 12th coach in NBA history to reach the 900-win plateau with a 104-97 victory vs. Utah on March 22 ... he is also the second coach (Jerry Sloan, Utah - 1,127) in NBA history to win 900 games with one franchise.

(NBA SEASONS ONLY)

1976-77

- August 5: Selected Louie Dampier in the NBA Dispersal Draft.
- August 20: Signed Mike D'Antoni.
- October 19: Waived Ken Smith.
- November 4: Signed Louie Nelson.
- November 16: Acquired Mack Calvin from the L.A. Lakers.
- November 17: Waived Louie Nelson.
- November 22: Waived Mike D'Antoni.
- December 13: Waived Henry Ward.
- February 11: Waived Mack Calvin.
- April 19: Signed Rick Bullock.
- May 5: Re-signed Head Coach Doug Moe.

1977-78

- July 20: Signed draft pick Jeff Wilkins.
- October 14: Signed Jim Eakins; Released Jeff Wilkins.
- November 12: Acquired Mike Green from Seattle for second round draft picks in 1978 and 1979.
- November 22: Waived Jim Eakins.
- November 28: Waived Scott Sims.
- April 14: Named George Karl Assistant Coach.
- May 8: Re-signed Mike Gale.
- May 11: Signed Head Coach Doug Moe to a contract extension.

1978-79

- June 12: Re-signed Billy Paultz.
- July 7: Acquired Mel Davis from New Orleans for a third round draft pick in 1979.
- September 20: Waived Gerald Henderson and Marshall Rogers.
- September 23: Re-signed George Gervin.
- September 25: Waived Rich Adams.
- October 2: Waived Moe Layton.

1979-80

- June 26: Acquired the rights to draft choice Johnny Moore from Seattle for cash.
- July 19: Signed draft choice Wiley Peck.
- July 20: Acquired Paul Griffin from Utah compensating the loss of Allan Bristow.
- July 23: Signed draft choices Johnny Moore, Sylvester Norris, Al Daniel and Terry Knight.
- August 31: Acquired Kevin Restani from Milwaukee for cash.
- September 5: Acquired Tate Armstrong from Chicago compensating the loss of Coby Dietrick.
- September 12: Re-signed Larry Kenon.
- September 13: Traded Mike Green to Kansas City for a second round draft pick in 1980 and cash.
- October 5: Acquired Irv Kiffin from the Los Angeles Lakers for a second round draft pick in 1980.
- December 19: Waived Irv Kiffin.
- January 18: Acquired John Shumate and cash from Houston for Billy Paultz.
- March 22: Signed Tim Bassett.

1980-81

- June 6: Waived Tim Bassett.
- June 11: Named Stan Albeck Head Coach.
- June 12: Named Morris McHone Assistant Coach.
- June 18: Signed Johnny Moore.
- July 7: Signed Ed Lawrence and Danny Salisbery.
- July 28: Renegotiated the contract of George Gervin.
- August 15: Signed George Johnson.
- September 12: Received second round draft picks from Cleveland and Seattle as compensation for losing Larry Kenon.
- September 26: Acquired Dave Corzine from Washington for second round picks in 1981 and 1982.
- October 4: Waived Sylvester Norris.
- October 6: Traded Mike Evans to Milwaukee for cash.
- November 24: Traded John Shumate to Seattle for cash.
- December 19: Acquired Ron Brewer from Portland for Mike Gale.
- February 8: Signed Gus Gerard to a 10-day contract.
- March 2: Released Gus Gerard.

1981-82

- June 16: Traded James Silas and rights to Rich Yonakor to Cleveland for 1982 second round pick and cash.
- July 24: Signed draft choices Gene Banks and Ed Rains.
- October 28: Acquired Mike Bratz from Cleveland for a third round draft pick in 1983.
- December 21: Waived Kevin Restani.
- December 24: Acquired Mike Mitchell and Roger Phegley from Cleveland for Ron Brewer and Reggie Johnson.
- December 29: Signed Steve Hayes to a 10-day contract.
- February 16: Acquired John Lambert from Kansas City for a third round draft pick in 1984 and cash.
- March 8: Signed Rich Yonakor to a 10-day contract.
- March 29: Signed Rich Yonakor for the remainder of the season.
- May 20: Re-signed Head Coach Stan Albeck.
- May 25: Re-signed Assistant Coach Morris McHone.

1982-83

- July 22: Acquired Artis Gilmore from Chicago for Dave Corzine and Mark Olberding.
- July 30: Re-signed Rich Yonakor; Signed Walter Daniels and Daryl Braden.
- September 28: Acquired Jim Johnstone and second round draft picks in 1983 and 1985 from Atlanta for George Johnson.
- September 30: Signed draft choices Oliver Robinson and Willie Redden.
- October 14: Re-signed Johnny Moore.
- October 16: Signed Mike Dunleavy as a veteran free agent from Houston.
- October 18: Signed Bill Willoughby as a veteran free agent from Houston.
- October 26: Waived Willie Redden and U.S. Reed.
- December 14: Waived Jim Johnstone.
- January 18: Signed Coby Dietrick to a 10-day contract. Chicago received a fourth round draft pick in 1983 for relinquishing his rights.
- February 8: Waived Coby Dietrick.
- February 9: Signed Mike Sanders.
- February 10: Waived Bill Willoughby. Acquired Edgar Jones from Detroit for a second round draft pick in 1984 and a third round selection in 1985.
- March 4: Signed Geoff Crompton to a 10-day contract.
- March 14: Signed Geoff Crompton for the remainder of the season.
- March 23: Signed Robert Smith.
- April 6: Signed Billy Paultz.
- April 7: Waived Geoff Crompton.

1983-84

- June 10: Named Morris McHone Head Coach; Named Allan Bristow Assistant Coach.
- June 15: Acquired Fred Roberts from New Jersey for rights to Head Coach Stan Albeck.
- July 1: Signed Mike Mitchell.
- July 11: Acquired Dave Batton from Washington for future considerations.
- August 3: Waived Ed Rains.
- August 17: Signed draft pick Darrell Lockhart; Signed David Lawrence.
- August 22: Signed draft choice Kevin Williams.
- October 14: Waived Robert Smith.
- October 17: Acquired Keith Edmonson from Atlanta for cash.
- October 18: Waived Mike Sanders.
- October 18: Waived Oliver Robinson.
- October 25: Waived David Lawrence.
- November 4: Acquired Mark McNamara from Philadelphia for a second round draft pick in 1986; Waived Darrell Lockhart.
- November 10: Waived Dave Batton.
- December 4: Signed John Lucas; Waived Roger Phegley.
- December 12: Waived Kevin Williams.
- December 28: Named Bob Bass Head Coach replacing Morris McHone.
- January 2: Signed Robert Miller to a 10-day contract.
- January 11: Waived Robert Miller.
- January 12: Signed Dave Robisch to a 10-day contract.
- January 21: Acquired Ron Brewer from Golden State for a second round draft pick in 1985 and cash; Received a second round draft pick in 1984 for Keith Edmonson.
- January 22: Waived Dave Robisch.
- February 25: Signed Steve Lingenfelter to a 10-day contract.

SPURS ALL-TIME TRANSACTIONS

(NBA SEASONS ONLY)

March 5: Waived Steve Lingenfelter.
 March 6: Signed Brant Weidner to a 10-day contract.
 March 26: Signed Brant Weidner for the remainder of the season.
 May 2: Re-signed Edgar Jones.
 May 9: Named Cotton Fitzsimmons Head Coach.
 May 25: Signed Ralph McPherson, Charlie Jones and Jose Slaughter.

1984-85
 July 15: Named Scotty Robertson and Gary Fitzsimmons Assistant Coaches.
 July 17: Signed draft choice Alvin Robertson.
 July 19: Waived Brant Weidner.
 August 17: Waived Dean Marquardt, Ken Stancell and Ralph McPherson.
 August 23: Signed draft choice Ozell Jones.
 August 29: Signed draft choice Joe Binion.
 September 11: Waived Charlie Jones.
 September 12: Matched an offer sheet from Houston to retain John Lucas.
 September 27: Signed Ron Brewer.
 October 4: Acquired James Bailey from Houston for John Lucas.
 December 5: Waived Ron Brewer.
 December 11: Acquired Billy Knight from Kansas City for Mark McNamara.
 December 14: Acquired Jeff Cook from Cleveland for Edgar Jones and cash.
 December 15: Acquired Marc Iavaroni from Philadelphia for a third round draft pick in 1986.
 December 18: Acquired Utah's second round picks in 1986 and 1988 in exchange for Fred Roberts.
 April 10: Signed David Thirkill.
 April 12: Signed Linton Townes.
 May 2: Announced Scotty Robertson resigned as Assistant Coach.

1985-86

June 18: Acquired Steve Johnson and a second round draft pick in 1985 from Chicago for Gene Banks.
 June 19: Waived Billy Knight.
 July 2: Waived David Thirkill.
 July 8: Signed draft choice Mike Brittann.
 July 11: Signed draft choice Alfredrick Hughes.
 July 16: Waived Linton Townes. Named Don Buse Assistant Coach.
 August 29: Signed Victor Fleming.
 September 18: Signed Sidney Lowe and Stewart Granger.
 September 20: Re-signed Jeff Cook; Signed draft choice Tyrone Corbin.
 October 9: Acquired Earl Jones from the Los Angeles Lakers for future considerations.
 October 14: Waived Stewart Granger and Sidney Lowe. Re-signed Marc Iavaroni.
 October 15: Signed Wes Matthews.
 October 23: Acquired Jon Sundvold from Seattle for a second round draft pick in 1986.
 October 24: Acquired David Greenwood from Chicago for George Gervin.
 October 25: Waived Victor Fleming and Ozell Jones.
 October 29: Signed Johnny Moore.
 January 15: Signed Rod Higgins to a 10-day contract.
 February 1: Signed Ennis Whatley to a 10-day contract; Waived Rod Higgins.
 February 10: Signed Jeff Lamp and Ray Williams to 10-day contracts.
 February 16: Signed Jeff Wilkins from Utah for Marc Iavaroni and Jeff Cook.

1986-87

May 27: Named Bob Weiss Head Coach.
 June 19: Acquired Mychal Thompson and the draft rights to Larry Krystkowiak from Portland for Steve Johnson.
 July 2: Re-signed Alvin Robertson.
 July 9: Named Lee Rose Assistant Coach.
 July 15: Signed Ed Nealy.
 July 23: Signed draft choice Johnny Dawkins.
 September 25: Re-signed Artis Gilmore.

October 8: Waived Forrest McKenzie, Alfredrick Hughes and Wes Matthews.
 October 22: Waived Jeff Taylor.
 October 28: Waived Mike Brittann.
 November 22: Signed Forrest McKenzie.
 December 15: Waived Forrest McKenzie.
 December 18: Acquired Walter Berry from Portland for Kevin Duckworth.
 December 29: Signed Anthony Jones to a 10-day contract.
 January 17: Signed Anthony Jones for the remainder of the season.
 January 21: Waived Tyrone Corbin.
 February 13: Acquired Frank Brickowski and Petur Gudmundsson, along with a first round draft pick in 1987, a second round pick in 1990 and cash from the Lakers for Mychal Thompson.
 March 12: Signed Mike Brittann to a 10-day contract.
 March 21: Signed Mike Brittann to a second 10-day contract.
 March 30: Waived Mike Brittann.

1987-88

October 1: Signed draft picks Todd May, Raynard Davis, Dennis Williams and Nate Blackwell.
 October 6: Signed draft pick Greg Anderson.
 October 8: Signed David Greenwood.
 October 16: Signed Jerome Henderson.
 October 27: Signed Kurt Nimphius as a veteran free agent from Detroit.
 October 28: Waived Jerome Henderson.
 November 4: Waived Anthony Jones.
 November 6: Signed draft pick David Robinson.
 November 12: Signed Leon Wood.
 November 18: Acquired Charles Davis from Milwaukee for Larry Krystkowiak and cash.
 November 19: Waived Johnny Moore.
 December 1: Waived Nate Blackwell.
 December 28: Waived Charles Davis.
 January 29: Signed Pete Myers.
 February 17: Waived Leon Wood.
 March 10: Signed draft pick Phil Zevenbergen.
 March 21: Signed Rick Wilson to a 10-day contract.
 April 1: Signed Rick Wilson to a second 10-day contract.
 April 8: Signed Richard Rellford to a 10-day contract.
 April 11: Signed Rick Wilson for the remainder of the season.
 April 18: Signed Richard Rellford for the remainder of the season.

1988-89

June 13: Named Larry Brown Head Coach.
 June 23: Lost Jon Sundvold to Miami in the NBA Expansion Draft.
 June 30: Signed Petur Gudmundsson.
 July 22: Signed draft pick Shelton Jones.
 July 28: Acquired the draft rights to Vernon Maxwell from Denver for a second round draft pick in 1989.
 August 24: Acquired Albert King from Philadelphia for Pete Myers.
 August 29: Acquired Dallas Comegys from New Jersey for Walter Berry.
 September 2: Signed draft pick Willie Anderson.
 September 23: Signed Rod Foster; Signed draft pick Barry Sumpter.
 September 27: Signed Chuck Nevitt.
 October 6: Extended Alvin Robertson's contract.
 October 7: Signed Cedric Hunter.
 October 8: Signed Pace Mannion.
 October 13: Waived Rod Foster and Barry Sumpter.
 October 21: Claimed Keith Smart off waivers from Golden State.
 October 24: Waived Chuck Nevitt and Pace Mannion.
 October 31: Waived Cedric Hunter.
 November 2: Acquired Mike Smrek from Los Angeles Lakers for a second round draft pick in 1990.
 November 3: Waived Phil Zevenbergen.
 November 10: Waived Keith Smart; Signed John Stroeder and Darwin Cook.
 November 14: Waived John Stroeder.

SPURS ALL-TIME TRANSACTIONS

(NBA SEASONS ONLY)

November 22: Acquired Jerome Whitehead from Golden State for Shelton Jones.
 November 25: Signed Frank Brickowski.
 January 4: Signed Scott Roth to a 10-day contract.
 January 13: Signed Scott Roth for the remainder of the season.
 January 26: Acquired Calvin Natt and Jay Vincent from Denver for David Greenwood and Darwin Cook; Signed Michael Anderson to a 10-day contract.
 February 6: Signed Michael Anderson to a second 10-day contract.
 February 15: Signed Michael Anderson for the remainder of the season.
 February 20: Waived Calvin Natt.
 February 28: Signed Todd Mitchell to a 10-day contract.
 March 4: Waived Albert King.
 March 7: Waived Todd Mitchell.
 March 20: Signed Anthony Bowie to a 10-day contract.
 March 21: Waived Petur Gudmundsson.
 March 29: Signed Anthony Bowie to a second 10-day contract.
 April 9: Signed Anthony Bowie for the remainder of the season.
 April 18: Waived Michael Anderson.
 May 28: Acquired Terry Cummings from Milwaukee for Alvin Robertson and Greg Anderson.

1989-90

June 15: Lost Scott Roth to Minnesota in the NBA Expansion Draft.
 July 17: Signed Jens-Uwe Gordon.
 July 20: Signed Caldwell Jones.
 July 21: Signed Anthony Bowie.
 July 28: Signed Zarko Paspalj.
 August 15: Traded Anthony Bowie to Houston for cash.
 August 28: Acquired Maurice Cheeks, Cristian Welp and David Wingate from Philadelphia for Johnny Dawkins and Jay Vincent.
 September 22: Signed Warren Martin.
 September 29: Signed Jeff Lebo.
 October 3: Signed Lorenzo Charles and Kermit Washington.
 October 12: Signed draft pick Sean Elliott.
 October 20: Waived Warren Martin.
 October 31: Waived Cedric Hunter.
 November 21: Waived Jens-Uwe Gordon.
 November 22: Signed Johnny Moore; Waived Jeff Lebo.
 February 21: Acquired Rod Strickland from New York for Maurice Cheeks; Traded Vernon Maxwell to Houston for cash.
 February 22: Acquired Uwe Blab from Golden State for Christian Welp.
 March 5: Signed Reggie Williams.
 April 23: Signed Mike Mitchell; Waived Zarko Paspalj.

1990-91

July 20: Signed draft pick Tony Massenburg.
 August 1: Acquired Paul Pressey from Milwaukee for Frank Brickowski.
 August 20: Signed David Greenwood.
 August 23: Renounced the rights to Caldwell Jones and Johnny Moore.
 August 29: Signed draft pick Sean Higgins.
 September 7: Signed David Rivers.
 September 25: Acquired Mark McNamara from the Los Angeles Lakers for future considerations.
 October 1: Signed Rick Calloway and Orlando Graham; Waived Uwe Blab.
 October 11: Signed draft pick Dwayne Schintzius.
 October 15: Waived Orlando Graham.
 October 17: Waived David Rivers.
 October 29: Waived Rick Calloway.
 October 30: Acquired Sidney Green from Orlando for Mark McNamara.
 November 1: Waived Mike Mitchell.
 November 6: Signed Byron Dinkins.
 December 10: Signed Pete Myers.
 December 17: Signed Byron Dinkins.
 December 24: Waived Pete Myers and Reggie Williams.
 January 17: Signed Avery Johnson.

February 5: Signed Clifford Lett to a 10-day contract.
 February 25: Waived Clifford Lett.

1991-92

May 17: Acquired Kevin Pritchard from Golden State for future considerations.
 May 21: Waived David Greenwood.
 June 28: Waived David Wingate.
 August 9: Signed Tom Copa.
 August 13: Signed Mark Davis and Eric Johnson.
 August 15: Signed draft pick Greg Sutton.
 September 5: Signed Steve Bardo.
 September 23: Acquired Antoine Carr from Sacramento for Dwayne Schintzius.
 October 2: Signed Tom Garrick and Paul Mokeski.
 October 19: Waived Mark Davis and Eric Johnson.
 October 28: Waived Paul Mokeski and Kevin Pritchard.
 November 12: Signed Jud Buechler; Waived Steve Bardo.
 December 2: Waived Tony Massenburg.
 December 3: Signed Donald Royal.
 December 12: Signed Vinnie Johnson; Waived Tom Garrick.
 December 13: Waived Sean Higgins.
 December 17: Signed Morlon Wiley; Waived Avery Johnson and Jud Buechler.
 December 23: Signed restricted free agent Rod Strickland; Waived Morlon Wiley.
 January 19: Signed Steve Bardo to a 10-day contract.
 January 21: Fired Head Coach Larry Brown; Named Bob Bass Head Coach.
 February 27: Signed Trent Tucker; Waived Steve Bardo.
 April 15: Hired Jerry Tarkanian as Head Coach.

1992-93

May 5: Renounced their rights to Paul Pressey.
 June 25: Waived Tom Copa, Vinnie Johnson and Donald Royal.
 July 1: Acquired Dale Ellis from Milwaukee for the draft rights to Tracy Murray.
 July 21: Signed Lloyd Daniels.
 July 26: Signed draft pick Henry Williams.
 July 30: Signed Vinny Del Negro.
 August 10: Signed Larry Smith.
 August 19: Signed Matt Othick.
 September 3: Signed David Hoppen.
 September 25: Signed Sam Mack.
 October 6: Acquired David Wood from Houston in exchange for a second round draft pick in 1995.
 October 7: Signed Mark Wade.
 October 8: Signed Ennis Whatley.
 October 14: Waived Henry Williams and Ennis Whatley.
 October 26: Signed William Bedford.
 October 30: Waived David Hoppen and Mark Wade.
 November 3: Waived Greg Sutton.
 November 19: Signed Avery Johnson; Waived Matt Othick.
 December 9: Acquired J.R. Reid from Charlotte for Sidney Green.
 December 18: Fired Head Coach Jerry Tarkanian; Named John Lucas Head Coach.
 January 4: Waived William Bedford.

1993-94

August 13: Signed Sleepy Floyd.
 August 16: Signed Chris Childs.
 September 27: Signed Chuck Nevitt.
 October 1: Obtained Dennis Rodman and Isaiah Morris from Detroit for Sean Elliott and David Wood.
 October 21: Waived Sam Mack.
 October 25: Waived Chris Childs and Isaiah Morris.
 November 8: Obtained guard Negele Knight from Phoenix for a second round pick in 1994.
 December 15: Waived Chuck Nevitt.
 Signed Jack Haley.

1994-95

May 31: Named Gregg Popovich Executive Vice President, Basketball Operations/General Manager.
 June 2: Named Sam Schuler Director of Player Personnel.

SPURS ALL-TIME TRANSACTIONS

(NBA SEASONS ONLY)

July 19: Acquired Sean Elliott from Detroit for the draft rights to Bill Curley and a second round pick in 1997.
 July 21: Signed Chuck Person.
 July 22: Signed Avery Johnson.
 August 25: Signed Moses Malone.
 August 29: Named Bob Hill Head Coach.
 August 31: Named Hank Egan, Dave Cowens and Paul Pressey Assistant Coaches.
 October 4: Waived Lloyd Daniels.
 October 6: Signed Demetrius Calip, Corey Crowder, Jack Haley, Julius Nwosu and Matt Othick.
 October 10: Waived Demetrius Calip and Matt Othick.
 October 27: Waived Corey Crowder and Keith Johnson.
 November 12: Signed Corey Crowder.
 December 26: Signed Doc Rivers; Waived Corey Crowder.
 February 26: Signed Howard Eisley to a 10-day contract.
 March 9: Signed Howard Eisley to a second 10-day contract.
 March 18: Signed Howard Eisley for the season.
 April 17: Waived Howard Eisley.

1995-96

September 29: Signed Greg Anderson, Carl Herrera and Brad Lohaus.
 Signed Sean Elliott.
 October 2: Obtained Will Perdue, along with other considerations, from Chicago for Dennis Rodman.
 October 5: Signed Bryan Collins, Sean Gay and Artie Griffin.
 October 7: Signed Dell Demps.
 October 10: Waived Bryan Collins.
 October 13: Waived Sean Gay.
 October 20: Waived Artie Griffin.
 October 24: Waived Sebastian Neal.
 December 6: Signed David Robinson to a new, multi-year contract.
 February 8: Obtained Charles Smith and Monty Williams from New York for Brad Lohaus, J.R. Reid and a first round pick in 1996.
 August 29: Signed Vernon Maxwell.

1996-97

October 3: Signed Elmer Bennett, Dexter Boney and Greg Kite.
 October 4: Signed Dominique Wilkins.
 October 29: Waived Elmer Bennett, Dexter Boney and Greg Kite.
 October 30: Signed Tim Kempton.
 December 10: Waived Tim Kempton. Fired Head Coach Bob Hill; Named Gregg Popovich Head Coach.
 December 18: Signed Stephen Howard.
 December 26: Signed Gaylon Nickerson.
 January 6: Signed Jason Sasser to a 10-day contract; Waived Stephen Howard and Gaylon Nickerson.
 January 8: Signed Devin Gray to a 10-day contract.
 January 17: Signed Jason Sasser to a second 10-day contract.
 January 28: Signed Jamie Feick and Darrin Hancock to 10-day contracts.
 February 10: Signed Jamie Feick to a second 10-day contract.
 February 20: Signed Jamie Feick for the remainder of season.
 March 2: Signed Joe Courtney to a 10-day contract.
 April 23: Announced that Gregg Popovich had signed a new contract to continue as Head Coach and General Manager.
 July 2: Re-signed Avery Johnson.

1997-98

September 29: Signed Donnie Boyce, Reggie Geary, Artie Griffin, Shaun Igo, Jaren Jackson, Malik Rose and David Wood.
 Signed Danya Abrams.
 October 2: Waived Donnie Boyce and Artie Griffin.
 October 15: Waived Danya Abrams and David Wood.
 October 23: Waived Shaun Igo.
 January 6: Waived Charles Smith.
 February 24: Signed Willie Burton to a 10-day contract.
 February 27: Waived Cory Alexander.

March 6: Signed Willie Burton to a second 10-day contract.
 March 16: Signed Willie Burton for the remainder of the season.
 April 1: Signed Brad Lohaus to a 10-day contract.
 April 11: Signed Brad Lohaus for the remainder of the season.

1998-99

June 24: Obtained Antonio Daniels from Vancouver for Carl Herrera and Felipe Lopez.
 January 21: Signed Mario Elie, Chris Garner, Andrew Gaze, Jerome Kersey, Gerard King, Jerald Reiner, Brett Robisch and Brandon Williams.
 Obtained Steve Kerr from Chicago for Chuck Person and a conditional first round pick.
 January 25: Waived Jerald Reiner and Brett Robisch.
 February 2: Waived Chris Garner.
 July 6: Signed Gregg Popovich to a multi-year contract extension.

1999-00

August 5: Signed Terry Porter.
 August 26: Signed Samaki Walker.
 August 31: Signed Felton Spencer.
 September 24: Signed Ira Newble and Carl Thomas.
 October 1: Signed Chucky Brown and Jerod Ward.
 October 3: Signed Todd Lindeman.
 October 7: Waived Jerod Ward.
 October 25: Waived Carl Thomas.
 October 27: Waived Ira Newble and Todd Lindeman.
 February 4: Waived Chucky Brown.
 June 16: Named Alvin Gentry Assistant Coach.
 July 21: Signed second round draft pick Chris Carrawell.
 August 2: Re-signed Tim Duncan; Signed free agent Raja Bell.
 August 3: Re-signed Avery Johnson and Antonio Daniels.
 August 4: Signed Derek Anderson.
 August 10: Signed Danny Ferry.
 August 11: Signed Ira Newble and Shawnette Scott.

2000-01

July 21: Signed Chris Carrawell.
 August 2: Signed Tim Duncan and Raja Bell.
 August 3: Signed Avery Johnson and Antonio Daniels.
 August 4: Signed Derek Anderson.
 August 10: Signed Danny Ferry.
 August 11: Signed Ira Newble and Shawnette Scott.
 August 25: Named Mike Brown Assistant Coach.
 October 2: Signed Ndongo N'Daiye.
 October 9: Waived Ndongo N'Daiye.
 October 24: Waived Chris Carrawell.
 October 30: Waived Raja Bell.
 June 29: Named Lance Blanks Head Scout. Waived Samaki Walker.
 July 25: Obtained Steve Smith from Portland for Derek Anderson and Steve Kerr.
 July 31: Signed Bruce Bowen.
 August 1: Re-signed Danny Ferry.
 Signed Mark Bryant.
 August 2: Signed Stephen Jackson and Charles Smith.
 August 3: Signed Amal McCaskill and Cherokee Parks.

2001-02

September 21: Signed first round draft pick Tony Parker.
 October 1: Signed Gerald Brown.
 October 8: Waived Bryan Bracey.
 October 29: Waived Gerald Brown.
 December 19: Signed Jason Hart.
 May 28: Announced the retirement of Assistant Coach Hank Egan.
 June 26: Obtained Speedy Claxton from Philadelphia for Mark Bryant and the rights to John Salmons and Randy Holcomb.
 July 1: Named R.C. Buford General Manager.

SPURS ALL-TIME TRANSACTIONS

(NBA SEASONS ONLY)

2002-03

July 19: Signed 1999 second round draft pick (57th overall) Manu Ginobili.
 July 22: Re-signed Danny Ferry.
 July 24: Re-signed Bruce Bowen.
 July 26: Named Brett Brown Director of Player Development.
 July 29: Re-signed Malik Rose.
 August 5: Acquired Steve Kerr and Erick Barkley and a 2003 second round pick from Portland in exchange for Amal McCaskill, Charles Smith and Antonio Daniels.
 August 26: Signed Kevin Willis.
 Sept. 6: Named PJ Carlesimo Assistant Coach.
 Sept. 30: Signed Eric Riley, Joe White, Devin Brown, Mikki Moore and Duane Causwell.
 October 3: Acquired Mengke Bateer from Detroit in exchange for a 2003 second round pick. Waived Eric Riley and Duane Causwell.
 October 23: Waived Devin Brown, Joe White and Mikki Moore.
 October 26: Traded Erick Barkley to Chicago and cash considerations for future considerations.
 November 3: Signed Devin Brown.
 November 19: Waived Devin Brown.
 November 20: Signed Anthony Goldwire.
 December 29: Waived Anthony Goldwire.

2003-04

July 16: Re-signed Tim Duncan.
 Signed Rasho Nesterovic.
 July 24: Traded Danny Ferry to Indiana as part of a three team deal, acquired Hedo Turkoglu from Sacramento and Ron Mercer from Indiana. Signed Robert Horry.
 July 30: Signed Devin Brown and Anthony Carter.
 August 1: Re-signed Kevin Willis.
 September 4: Named Mario Ellie Assistant Coach.
 September 29: Signed Larry Ayuso, Ernest Brown, Alex Garcia, Dan Langhi, Sean Marks and Igor Rakocevic.
 October 5: Waived Igor Rakocevic.
 October 8: Picked up fourth year option for Tony Parker.
 October 16: Waived Larry Ayuso.
 October 17: Signed Shane Heal.
 October 20: Waived Ernest Brown.
 October 23: Waived Dan Langhi.
 October 31: Waived Sean Marks. Signed Jason Hart.
 November 17: Waived Shane Heal. Signed Sean Marks.
 December 5: Bought out the remainder of Anthony Carter's contract.
 December 16: Signed Head Coach Gregg Popovich to a multi-year contract extension through the 2007-08 season.
 January 9: Signed Charlie Ward.
 February 27: Waived Ron Mercer.
 March 8: Signed Matt Carroll.

2004-05

July 14: Re-signed Bruce Bowen.
 Signed Beno Udrih
 July 15: Re-signed Manu Ginobili.
 Signed Brent Barry and Romain Sato
 August 4: Re-signed Sean Marks.
 Signed Tony Massenburg
 August 5: Re-signed Robert Horry
 August 25: Signed Linton Johnson III
 September 30: Signed James Thomas
 October 4: Signed Ruben Boumte Boumte and Marque Perry
 October 18: Waived Valtter Monteiro
 October 27: Waived James Thomas
 November 2: Signed Tony Parker to a multi-year contract extension
 February 24: Obtained Nazr Mohammed and Jamison Brewer from the New York Knicks in exchange for Malik Rose and a pair of first round picks. Waived Romain Sato
 February 26: Waived Jamison Brewer
 March 17: Signed Dion Glover to a 10-day contract
 March 30: Signed Dion Glover to a second 10-day contract
 April 4: Signed Glenn Robinson and waived Dion Glover

2005-06

July 13: Named Chip Engelland Assistant Coach.
 August 2: Re-signed Robert Horry. Signed Fabricio Oberto.
 August 29: Signed Nick Van Exel.
 September 2: Signed Michael Finley.
 September 6: Re-signed Sean Marks.
 September 29: Signed Kyle Bailey, Stephen Graham, Sharrod Ford, Melvin Sanders and Jawad Williams.
 September 30: Named Sam Presti Assistant General Manager, Dell Demps Director of Pro Player Personnel and Rob Hennigan Basketball Operations Assistant.
 October 15: Waived Kyle Bailey.
 October 17: Waived Jawad Williams.
 October 26: Waived Stephen Graham, Sharrod Ford and Melvin Sanders.
 November 9: Signed Melvin Sanders.
 November 17: Signed Alex Scales.
 November 19: Waived Melvin Sanders.
 November 29: Waived Alex Scales.
 January 22: Signed Melvin Sanders to a 10-day contract.
 March 16: Signed Melvin Sanders to a second 10-day contract.
 March 26: Signed Melvin Sanders for remainder of season.
 June 22: Obtained Matt Bonner, Eric Williams and a 2009 second round pick from Toronto in exchange for Rasho Nesterovic.
 July 12: Signed Jacques Vaughn.
 July 21: Signed Jackie Butler.
 August 2: Signed Francisco Elson.

2006-07

September 15: Signed Charles Lee, Rich Melzer, Jared Reiner and Jamar Smith.
 September 20: Signed Olu Famutimi. Named Sam Presti Vice President/Assistant General Manager.
 October 20: Waived Olu Famutimi, Rich Melzer and Jared Reiner.
 October 26: Waived Charles Lee, Melvin Sanders and Jamar Smith.
 October 28: Exercised fourth-year option on Beno Udrih.
 November 3: Signed James White.
 December 15: Assigned James White to the Austin Toros of the NBA Development League.
 December 26: Recalled James White from the Austin Toros.
 December 29: Assigned James White to the Austin Toros.
 January 27: Recalled James White from the Austin Toros.
 February 13: Obtained Melvin Ely from Charlotte in exchange for Eric Williams and a 2009 second round pick.
 June 28: Obtained a 2008 second round pick from Toronto in exchange for the draft rights to Giorgos Printezis.
 July 12: Obtained Vassilis Spanoulis, a 2009 second round pick and other considerations from Houston in exchange for Jackie Butler and the rights to Luis Scola. Re-signed Matt Bonner and Jacques Vaughn.
 July 18: Re-signed Fabricio Oberto.
 July 23: Waived James White.
 August 16: Signed Ime Udoka.
 August 23: Signed Ian Mahinmi. Released Vassilis Spanoulis from his contract.

2007-08

September 4: Named Brett Brown and Chad Forcier Assistant Coaches.
 September 29: Signed Marcus Williams.
 October 1: Signed Kris Lang, Keith Langford, Anthony Lever-Pedroza and Darius Washington.
 October 7: Re-signed Bruce Bowen to a contract extension.
 October 19: Waived Anthony Lever-Pedroza.
 October 24: Waived Kris Lang and Keith Langford.
 October 27: Waived Marcus Williams.
 October 29: Traded Beno Udrih to the Minnesota Timberwolves in exchange for a protected 2008 second round draft pick.
 November 2: Re-signed Tim Duncan to a contract extension.
 November 21: Assigned Ian Mahinmi to the Austin Toros.
 November 29: Assigned Darius Washington to the Austin Toros.
 December 13: Recalled Darius Washington from the Austin Toros.
 December 21: Assigned Darius Washington to the Austin Toros.
 December 26: Signed Marcus Williams.
 December 28: Waived Darius Washington. Signed Keith Langford.

SPURS ALL-TIME TRANSACTIONS

December 29: Waived Marcus Williams. Signed DerMarr Johnson.
 January 7: Waived DerMarr Johnson and Keith Langford.
 January 10: Signed Jeremy Richardson to a 10-day contract.
 January 20: Signed Jeremy Richardson to a second 10-day contract.
 January 28: Recalled Ian Mahinmi from the Austin Toros.
 February 1: Assigned Ian Mahinmi to the Austin Toros.
 February 3: Signed Damon Stoudamire.
 February 20: Obtained Kurt Thomas from the Seattle SuperSonics in exchange for Francisco Elson, Brent Barry and a 2009 first round draft pick.
 March 24: Signed Brent Barry.
 April 1: Signed Bobby Jones to a 10-day contract.
 April 11: Signed DerMarr Johnson.
 June 26: Traded draft rights of Gordan Dragic to Phoenix Suns in exchange for Malik Hairston, a 2009 second-round pick and cash considerations.
 July 7: Signed Roger Mason Jr.
 July 22: Re-signed Kurt Thomas.
 July 23: Signed Anthony Tolliver.
 August 22: Re-signed Michael Finley.

2008-09

September 17: Signed Desmon Farmer, Devin Green, Brian Morrison and Darryl Watkins.
 September 24: Signed George Hill and Salim Stoudamire.
 October 1: Signed Charles Gaines and waived Brian Morrison.
 October 20: Waived Charles Gaines.
 October 23: Waived Salim Stoudamire, Devin Green and Darryl Watkins.
 October 26: Waived Malik Hairston.
 November 14: Assigned Ian Mahinmi to the Austin Toros.
 November 16: Signed Blake Ahearn and waived Desmon Farmer.
 November 30: Assigned Blake Ahearn to the Austin Toros.
 December 2: Recalled Ian Mahinmi from the Austin Toros and assigned Anthony Tolliver the Toros.
 December 15: Waived Blake Ahearn.
 December 19: Recalled Anthony Tolliver from the Austin Toros.
 December 22: Signed Malik Hairston.
 December 26: Assigned Malik Hairston to the Austin Toros.
 January 7: Waived Anthony Tolliver.
 January 16: Signed Austin Croshere to a 10-day contract.
 February 1: Re-assigned Ian Mahinmi to the Toros.
 February 25: Signed Pops Mensah-Bonsu to a 10-day contract.
 March 5: Signed Drew Gooden.
 March 25: Assigned Malik Hairston to the Austin Toros.
 April 2: Assigned Ian Mahinmi to the Austin Toros.
 April 8: Signed Marcus Williams and waived Malik Hairston.
 April 15: Assigned Marcus Williams to the Austin Toros.
 June 23: Obtained Richard Jefferson from Milwaukee in exchange for Bruce Bowen, Fabricio Oberto and Kurt Thomas.
 July 8: Signed Marcus Haislip and Malik Hairston.
 July 10: Signed Antonio McDyess.
 July 16: Signed DeJuan Blair.
 July 24: Signed Theo Ratliff.

2009-10

September 23: Signed Keith Bogans, Curtis Jerrells and Dwayne Jones, waived Jack McClinton.
 October 13: Waived Dwayne Jones.
 October 22: Waived Curtis Jerrells.
 October 25: Waived Marcus Williams.
 December 4: Assigned Malik Hairston to the Austin Toros.
 December 7: Recalled Malik Hairston from the Austin Toros.
 January 14: Assigned Malik Hairston to the Austin Toros.
 January 22: Waived Marcus Haislip.
 February 18: Traded Theo Ratliff to Charlotte in exchange for a protected 2016 second-round pick.
 February 21: Recalled Malik Hairston from the Austin Toros.
 March 1: Granted Michael Finley release from his contract.
 March 10: Signed Cedric Jackson to a 10-day contract.
 March 13: Signed Garrett Temple to a 10-day contract.
 March 23: Signed Garrett Temple.
 March 24: Signed Curtis Jerrells; assigned to the Austin Toros.
 March 29: Signed Alonzo Gee.
 April 8: Assigned Alonzo Gee to the Austin Toros.

April 23: Recalled Alonzo Gee and Curtis Jerrells from the Austin Toros.
 July 12: Signed Tiago Splitter.
 July 13: Re-signed Matt Bonner.
 July 21: Re-signed Richard Jefferson.
 July 22: Signed Gary Neal.
 July 23: Signed James Anderson.

2010-11

July 29: Released guard Malik Hairston.
 September 27: Signed center Marcus Cousin, guard Thomas Gardner and forward Bobby Simmons.
 September 28: Signed guard Kirk Penney.
 September 30: Waived guard Thomas Gardner.
 October 11: Waived guard Kirk Penney.
 October 18: Traded guard Curtis Jerrells to New Orleans in exchange for a conditional second-round draft pick.
 October 19: Waived forward James Gist.
 October 21: Waived center Marcus Cousin.
 November 5: Waived forward Bobby Simmons and signed guard Chris Quinn.
 November 11: Waived guard Garrett Temple.
 November 16: Waived guard Alonzo Gee.
 November 17: Signed guard/forward Danny Green.
 November 23: Waived guard Danny Green.
 November 24: Signed guard/forward Ime Udoka.
 January 5: Waived guard/forward Ime Udoka.
 January 16: Signed forward Larry Owens to 10-day contract.
 January 26: Signed forward Larry Owens to second 10-day contract and assigned guard James Anderson to Austin Toros of NBA Development League.
 January 29: Recalled guard James Anderson from Austin Toros.
 February 7: Assigned guard James Anderson to Austin Toros.
 February 8: Signed forward Steve Novak to 10-day contract.
 February 22: Signed forward Steve Novak to second 10-day contract.
 February 23: Recalled guard James Anderson from Austin Toros.
 March 4: Signed guard/forward Othys Jeffers to 10-day contract and signed Steve Novak.
 March 6: Signed guard/forward Danny Green.
 March 25: Signed forward DaSean Butler.
 April 2: Assigned guard/forward Danny Green to Austin Toros.
 April 3: Recalled guard/forward Danny Green from Austin Toros.
 June 23: Obtained the draft rights to Kawhi Leonard, Davis Bertans and Erazem Lorbek from the Indiana Pacers in exchange for George Hill.

2011-12

April 25: Signed Derrick Byars.
 April 25: Recalled Cory Joseph from Austin Toros.
 March 30: Released Justin Dentmon.
 March 27: Signed Patty Mills.
 March 24: Waived Eric Dawson and signed Justin Dentmon.
 March 23: Signed Boris Diaw.
 March 20: Cory Joseph assigned to Austin Toros.
 March 15: Obtained Stephen Jackson from the Golden State Warriors for Richard Jefferson, T.J. Ford and a protected first round pick; signed Eric Dawson to a 10-day contract.
 March 9: Recalled Cory Joseph from Austin Toros.
 March 3: Assigned Cory Joseph to Austin Toros.
 February 20: Signed Eric Dawson to a 10-day contract.
 February 7: Waived Malcolm Thomas.
 January 30: Assigned Malcolm Thomas to Austin Toros.
 January 11: Waived Ike Diogu signed Malcolm Thomas and recalled Cory Joseph.
 January 3: Assigned Cory Joseph to Austin Toros and recalled Gary Neal. Signed Ike Diogu.
 January 2: Gary Neal assigned to Austin Toros.
 December 24: Waived Frank Hassell and Luke Zeller.
 December 22: Waived Gani Lawal.
 December 19: Waived Steve Novak and Antonio McDyess.
 December 15: Signed Steve Novak.
 December 18: Waived Antoine Hood and Doug Thomas.
 December 13: Signed DaSean Butler.
 December 12: Waived Antoine Hood and Gani Lawal and waived Devin Gibson.
 December 10: Signed Kawhi Leonard, Devin Gibson, Frank Hassell, Doug Thomas and Luke Zeller.
 December 9: Signed T.J. Ford.

2012-13

November 15:	Assigned Cory Joseph to the Austin Toros of the NBA D-League.
November 21:	Signed James Anderson and recalled Cory Joseph from the Austin Toros.
December 1:	Assigned Cory Joseph to the Austin Toros.
December 2:	Assigned Nando De Colo to the Austin Toros.
December 3:	Recalled Nando De Colo from the Austin Toros.
December 5:	Recalled Cory Joseph from the Austin Toros.
December 17:	Assigned Cory Joseph to the Austin Toros.
December 19:	Assigned Kawhi Leonard to the Austin Toros.
December 20:	Recalled Kawhi Leonard from the Austin Toros.
December 20:	Waived James Anderson.
January 4:	Assigned Nando De Colo to the Austin Toros.
January 5:	Recalled Nando De Colo from the Austin Toros.
January 14:	Recalled Cory Joseph from the Austin Toros.
January 23:	Assigned Cory Joseph to the Austin Toros.
January 23:	Signed Aron Baynes and recalled Cory Joseph from the Austin Toros.
January 24:	Assigned Cory Joseph to the Austin Toros.
February 1:	Assigned Aron Baynes to the Austin Toros.
February 4:	Recalled Aron Baynes from the Austin Toros.
February 28:	Recalled Cory Joseph from the Austin Toros and assigned Aron Baynes to the Austin Toros.
March 1:	Recalled Aron Baynes from the Austin Toros.
March 15:	Assigned Aron Baynes and Nando De Colo to the Austin Toros.
March 16:	Recalled Nando De Colo from the Austin Toros.
March 19:	Recalled Aron Baynes from the Austin Toros.
March 24:	Assigned Aron Baynes to the Austin Toros.
March 31:	Recalled Aron Baynes from the Austin Toros.
April 5:	Assigned Aron Baynes to the Austin Toros.
April 8:	Recalled Aron Baynes from the Austin Toros.
April 12:	Waived Stephen Jackson.
April 16:	Signed Tracy McGrady.

SPURS ALL-TIME PLAYOFF LEADERS

(NBA SEASONS ONLY)

GAMES

211 – Tim Duncan
173 – Tony Parker
157 – Manu Ginobili
123 – David Robinson
122 – Bruce Bowen
85 – Sean Elliott
81 – Avery Johnson
80 – Malik Rose
79 – Robert Horry
71 – Brent Barry

FG MADE

1,751 – Tim Duncan
1,303 – Tony Parker
768 – David Robinson
762 – Manu Ginobili
622 – George Gervin
384 – Sean Elliott
384 – Avery Johnson
273 – Mike Mitchell
271 – Bruce Bowen
222 – Terry Cummings

FT MADE

1,107 – Tim Duncan
684 – David Robinson
675 – Manu Ginobili
608 – Tony Parker
348 – George Gervin
277 – Sean Elliott
153 – Malik Rose
151 – Avery Johnson
101 – James Silas
99 – Mike Mitchell

3-PT FG MADE

233 – Manu Ginobili
161 – Bruce Bowen
109 – Tony Parker
88 – Michael Finley
79 – Brent Barry
73 – Sean Elliott
70 – Robert Horry
64 – Stephen Jackson
52 – Chuck Person
49 – Jaren Jackson

STEALS

221 – Manu Ginobili
169 – Tony Parker
151 – David Robinson
150 – Tim Duncan
99 – Bruce Bowen
94 – Avery Johnson
70 – Johnny Moore
69 – George Gervin
59 – Sean Elliott
50 – Robert Horry

POINTS

4,233 – Tim Duncan
2,873 – Tony Parker
2,221 – David Robinson
2,208 – Manu Ginobili
1,592 – George Gervin
1,118 – Sean Elliott
920 – Avery Johnson
761 – Bruce Bowen
646 – Mike Mitchell
543 – Terry Cummings

FG ATTEMPTED

3,191 – Tim Duncan
2,467 – Tony Parker
1,604 – David Robinson
1,555 – Manu Ginobili
1,224 – George Gervin
862 – Sean Elliott
790 – Avery Johnson
683 – Bruce Bowen
544 – Mike Mitchell
462 – Larry Kenon

FT ATTEMPTED

1,513 – Tim Duncan
966 – David Robinson
747 – Manu Ginobili
724 – Tony Parker
424 – George Gervin
346 – Sean Elliott
228 – Avery Johnson
207 – Malik Rose
140 – Terry Cummings
130 – Mike Mitchell

3-PT FG ATTEMPTED

603 – Manu Ginobili
368 – Bruce Bowen
270 – Tony Parker
219 – Michael Finley
205 – Sean Elliott
190 – Brent Barry
183 – Robert Horry
156 – Stephen Jackson
146 – Jaren Jackson
132 – Chuck Person

ASSISTS

777 – Tony Parker
642 – Tim Duncan
547 – Avery Johnson
515 – Manu Ginobili
344 – Johnny Moore
280 – David Robinson
207 – Sean Elliott
185 – George Gervin
167 – Bruce Bowen
166 – Rod Strickland

REBOUNDS

2,689 – Tim Duncan
1,301 – David Robinson
916 – Tony Parker
858 – Manu Ginobili
354 – Bruce Bowen
348 – Malik Rose
341 – Sean Elliott
340 – George Gervin
338 – Robert Horry
260 – Terry Cummings

FG PCT. (50 MADE)

.603 – Fabricio Oberto (85-141)
.582 – Artis Gilmore (121-208)
.550 – Nazr Mohammed (77-140)
.541 – Frank Brickowski (53-98)
.533 – Dennis Rodman (64-120)
.527 – Antoine Carr (68-129)
.508 – George Gervin (622-1,224)
.502 – Mike Mitchell (273-544)
.499 – Tim Duncan (1,751-3,512)
.493 – Terry Cummings (222-450)

FT. PCT. (50 MADE)

.903 – Michael Finley (65-72)
.868 – Antonio Daniels (66-76)
.866 – Mario Elie (58-67)
.851 – George Hill (63-74)
.827 – Stephen Jackson (67-81)
.821 – George Gervin (348-424)
.816 – Manu Ginobili (675-827)
.812 – Vinny Del Negro (56-69)
.808 – James Silas (101-125)
.805 – Mark Olberding (95-118)

3-PT FG% (10 MADE)

.443 – Vinny Del Negro (31-70)
.438 – Bruce Bowen (161-368)
.416 – Brent Barry (79-190)
.410 – Stephen Jackson (64-156)
.402 – Michael Finley (88-219)
.400 – Danny Ferry (32-80)
.394 – Chuck Person (52-132)
.383 – Robert Horry (70-183)
.382 – Antonio Daniels (29-76)
.340 – Manu Ginobili (251-699)

BLOCKS

516 – Tim Duncan
312 – David Robinson
60 – Robert Horry
58 – Bruce Bowen
52 – Mike Green
51 – George Gervin
42 – Artis Gilmore
47 – Manu Ginobili
36 – Sean Elliott
31 – George Johnson

SPURS ALL-TIME PLAYOFF LEADERS

(NBA SEASONS ONLY)

ALL-TIME PLAYOFF AVERAGE LEADERS

SCORING AVERAGE

27.9 — George Gervin

20.1 — Tim Duncan

18.8 — Tony Parker

REBOUNDS AVERAGE

15.0 — Dennis Rodman

12.7 — Tim Duncan

10.5 — David Robinson

ASSISTS AVERAGE

10.4 — Rod Strickland

8.3 — Johnny Moore

6.8 — Avery Johnson

ALL-TIME TOP PLAYOFF PERFORMANCES

POINTS

46

44

42

42

42

41

41

41

40

40

40

40

PLAYER

George Gervin

George Gervin

George Gervin

George Gervin

George Gervin

Tony Parker

Tim Duncan

George Gervin

Tim Duncan

Tim Duncan

Tim Duncan

David Robinson

OPPONENT

vs. Washington

vs. Houston

vs. Denver

at Washington

vs. Washington

at Phoenix

vs. Dallas

at Denver

vs. Phoenix

vs. Dallas

vs. L.A. Lakers

vs. Phoenix

DATE

4/18/78

4/04/80

4/26/83

5/18/79

5/11/79

4/25/08

5/22/06

4/20/85

4/19/08

5/19/03

5/21/01

4/28/96

REBOUNDS

25

24

23

23

22

22

22

21

21

21

21

21

21

21

20

PLAYER

Tim Duncan

Tim Duncan

Tim Duncan

Tim Duncan

Tim Duncan

David Robinson

Dennis Rodman

Tim Duncan

Tim Duncan

Tim Duncan

David Robinson

David Robinson

Larry Kenon

Tim Duncan

OPPONENT

at L.A. Lakers

at Dallas

at New Orleans

at Phoenix

vs. Dallas

at L.A. Lakers

vs. L.A. Lakers

vs. L.A. Lakers

vs. L.A. Lakers

at L.A. Lakers

vs. Phoenix

vs. Phoenix

at Washington

vs. Dallas

DATE

5/14/02

5/23/03

5/13/08

4/25/03

5/07/01

5/13/95

5/08/95

5/25/08

5/13/04

5/05/02

4/29/98

4/28/96

5/04/79

5/14/01

ASSISTS

20

18

18

18

17

17

17

17

PLAYER

Johnny Moore

Avery Johnson

Johnny Moore

Tony Parker

Rod Strickland

Johnny Moore

Johnny Moore

Johnny Moore

OPPONENT

vs. Denver

vs. Phoenix

at L.A. Lakers

vs. Memphis

vs. Portland

at L.A. Lakers

vs. L.A. Lakers

vs. Denver

DATE

4/27/83

4/26/96

5/08/83

5/21/13

5/10/90

5/18/83

5/15/83

4/26/83

BLOCKS

9

8

8

8

8

7

7

7

7

7

PLAYER

Tim Duncan

Tim Duncan

Samaki Walker

David Robinson

David Robinson

Tim Duncan

David Robinson

David Robinson

David Robinson

David Robinson

OPPONENT

vs. Phoenix

vs. New Jersey

vs. Phoenix

vs. Golden State

vs. Portland

vs. Seattle

at Portland

vs. Utah

at Phoenix

vs. Portland

DATE

5/18/07

6/15/03

4/25/00

4/25/91

5/10/90

5/03/02

6/04/99

5/09/98

5/11/93

5/07/93

SPURS ALL-TIME PLAYOFF RESULTS

1974 ABA WESTERN DIVISION SEMIFINALS VS. INDIANA — LOST 4-3

DATE	SITE	ATT.	SCORE	TOP SCORER	TOP REBOUNDER
3/30	IND	7,438	W 113-109	Jones-27	Nater, Gervin-10
4/01	IND	6,988	L 101-128	Jones-26	Nater-12
4/03	SA	10,693	W 115-96	Nater-27	Nater-15
4/04	SA	12,079	L 89-91	Jones-28	Jones-8
4/06	IND	10,079	L 100-105	Silas-28	Nater-12
4/10	SA	12,304	W 102-86	Averitt-19	Nater-13
4/12	IND	10,079	L 79-86	Silas-27	Nater-13

1975 ABA WESTERN DIVISION SEMIFINALS VS. INDIANA — LOST 4-2

DATE	SITE	ATT.	SCORE	TOP SCORER	TOP REBOUNDER
4/05	SA	8,529	L 119-122 (OT)	Silas-25	Gervin-23
4/07	SA	7,643	L 93-98	Gervin-38	Nater-20
4/10	IND	12,217	L 103-113 (OT)	Gervin-27	Nater-14
4/12	IND	17,389	W 110-109	Gervin-29	Nater-22
4/14	SA	10,986	W 123-117	Gervin-42	Gervin-17
4/16	IND	15,675	L 100-115	Gervin-34	Nater-19

1976 ABA SEMIFINALS VS. NEW YORK — LOST 4-3

DATE	SITE	ATT.	SCORE	TOP SCORER	TOP REBOUNDER
4/09	NY	8,221	L 101-116	Gervin-30	Paultz/Gale-7
4/11	NY	5,769	W 105-79	Kenon-30	Paultz-18
4/14	SA	10,009	W 111--103	Kenon-28	Kenon-16
4/18	SA	9,227	L 108-110	Paultz/Gervin-28	Paultz-12
4/19	NY	11,321	L 108-110	Kenon-27	Kenon-12
4/21	SA	10,484	W 106-105	Gervin-37	Kenon-18
4/24	NY	15,934	L 114-121	Gervin-31	Kenon-11

1977 FIRST ROUND VS. BOSTON — LOST 2-0

DATE	SITE	ATT.	SCORE	TOP SCORER	TOP REBOUNDER
4/12	BOS	13,505	L 94-104	Kenon/Gervin-20	Paultz-10
4/15	SA	12,067	L 109-113	Gervin-30	Kenon/Paultz/Gale-7

1978 EASTERN CONFERENCE SEMIFINALS VS. WASHINGTON — LOST 4-2

DATE	SITE	ATT.	SCORE	TOP SCORER	TOP REBOUNDER
4/16	SA	9,669	W 114-103	Gervin-35	Kenon-9
4/18	SA	9,871	L 117-121	Gervin-48	Kenon-9
4/21	WASH	17,417	L 105-118	Kenon-37	Kenon/Paultz-8
4/23	WASH	13,549	L 95-98	Gervin-35	Paultz-8
4/25	SA	9,709	W 116-105	Gervin-27	Kenon-14
4/28	WASH	19,035	L 100-103	Olberding-24	Green/Paultz-9

1979 EASTERN CONFERENCE SEMIFINALS VS. PHILADELPHIA — WON 4-3

DATE	SITE	ATT.	SCORE	TOP SCORER	TOP REBOUNDER
4/15	SA	10,253	W 119-106	Gervin-31	Paultz-9
4/17	SA	16,709	W 121-120	Gervin-29	Kenon-7
4/20	PHIL	14,039	L 115-123	Silas-32	Kenon-15
4/22	PHIL	11,163	W 115-112	Gervin-32	Kenon-9
4/26	SA	16,055	L 97-120	Silas-19	Kenon-9
4/29	PHIL	18,276	L 90-92	Silas-27	Kenon-15
5/02	SA	16,055	W 111-108	Gervin-33	Gervin-12

1979 EASTERN CONFERENCE FINALS VS. WASHINGTON — LOST 4-3

DATE	SITE	ATT.	SCORE	TOP SCORER	TOP REBOUNDER
5/04	WASH	19,035	W 118-97	Gervin-34	Kenon-21
5/06	WASH	19,035	L 95-115	Kenon-25	Kenon-8
5/09	SA	15,318	W 116-114	Gervin-29	Paultz-12
5/11	SA	16,055	W 118-102	Gervin-42	Kenon-17
5/13	WASH	19,035	L 103-107	Gervin-28	Olberding-13
5/16	SA	16,055	L 100-108	Gervin-20	Kenon-15
5/18	WASH	19,035	L 105--107	Gervin-42	Kenon-11

1980 FIRST ROUND VS. HOUSTON — LOST 2-1

DATE	SITE	ATT.	SCORE	TOP SCORER	TOP REBOUNDER
4/02	HOU	14,454	L 85-95	Gervin-19	Kenon/Olberding-9
4/04	SA	12,894	W 106-101	Gervin-44	Olberding-17
4/06	HOU	15,676	L 120-141	Gervin-37	Shumate-8

1981 WESTERN CONFERENCE SEMIFINALS VS. HOUSTON — LOST 4-3

DATE	SITE	ATT.	SCORE	TOP SCORER	TOP REBOUNDER
4/07	SA	13,319	L 98-107	Gervin-30	G. Johnson-12
4/08	SA	12,128	W 125-113	Olberding-34	G. Johnson/Griffin-7
4/10	HOU	16,121	L 99-112	Gervin-33	G. Johnson/Gervin-8
4/12	HOU	16,121	W 114-112	Gervin-33	Corzine-11
4/14	SA	16,114	L 117-123	R. Johnson-25	G. Johnson-11
4/15	HOU	16,121	W 101-96	Gervin-26	Three Players-8
4/17	SA	16,114	L 100-105	Gervin-21	G. Johnson-10

SPURS ALL-TIME PLAYOFF RESULTS

1982 WESTERN CONFERENCE SEMIFINALS VS. SEATTLE — WON 4-1

DATE	SITE	ATT.	SCORE	TOP SCORER	TOP REBOUNDER
4/27	SEA	14,457	W 95-93	Gervin-31	Mitchell-11
4/28	SEA	19,403	L 99-114	Gervin-24	G. Johnson/Corzine-8
4/30	SA	14,019	W 99-97	Gervin-36	Mitchell-12
5/02	SA	15,002	W 115-113	Mitchell-22	Olberding/Banks-9
5/05	SEA	23,180	W 109-103	Gervin-26	Corzine-11

1982 WESTERN CONFERENCE FINALS VS. LOS ANGELES LAKERS — LOST 4-0

5/09	LA	15,700	L 117-128	Gervin-34	Corzine-11
5/11	LA	17,505	L 101-110	Mitchell-34	Corzine-34
5/14	SA	15,800	L 108-118	Gervin-39	Gervin-15
5/15	SA	15,800	L 123-128	Gervin-38	Mitchell-10

1983 WESTERN CONFERENCE SEMIFINALS VS. DENVER — WON 4-1

DATE	SITE	ATT.	SCORE	TOP SCORER	TOP REBOUNDER
4/26	SA	10,116	W 152-133	Gervin-42	Banks-11
4/27	SA	10,690	W 126-109	Gervin-30	Gilmore-12
4/29	DEN	16,965	W 127-126 (OT)	Moore-39	Gilmore-14
5/02	DEN	15,039	L 114-124	Moore-27	Gilmore-11
5/04	SA	12,736	W 145-105	Gervin-26	Gilmore-15

1983 WESTERN CONFERENCE FINALS VS. LOS ANGELES LAKERS — LOST 4-2

5/08	LA	15,063	L 107-119	Mitchell-26	Gervin-9
5/10	LA	17,505	W 122-113	Gervin-32	Gilmore-20
5/13	SA	15,782	L 100-113	Mitchell-23	Gilmore-14
5/15	SA	15,782	L 121-129	Mitchell-35	Mitchell-11
5/18	LA	17,505	W 117-112	Mitchell-26	Gilmore-14
5/20	SA	15,782	L 100-101	Gervin-25	Gilmore-18

1985 WESTERN CONFERENCE FIRST ROUND VS. DENVER — LOST 3-2

DATE	SITE	ATT.	SCORE	TOP SCORER	TOP REBOUNDER
4/18	DEN	12,128	L 111-141	Mitchell-23	Jones-8
4/20	DEN	17,022	W 113-111	Gervin-41	Gilmore-12
4/23	SA	8,799	L 112-115	Gervin-30	Gilmore-14
4/26	SA	8,621	W 116-111	Mitchell-37	Gilmore-13
4/28	DEN	17,022	L 99-126	Gilmore-19	Iavaroni/Gilmore-8

1986 FIRST ROUND VS. LOS ANGELES LAKERS — LOST 3-0

DATE	SITE	ATT.	SCORE	TOP SCORER	TOP REBOUNDER
4/17	LA	17,505	L 88-135	Mitchell-24	Mitchell/Johnson-4
4/19	LA	17,505	L 94-122	Matthews-30	Greenwood-7
4/23	SA	7,918	L 94-114	Matthews-30	Gilmore-11

1988 FIRST ROUND VS. LOS ANGELES LAKERS — LOST 3-0

DATE	SITE	ATT.	SCORE	TOP SCORER	TOP REBOUNDER
4/29	LA	17,505	L 110-122	Robertson-34	Anderson/Berry-5
5/01	LA	17,505	L 112-130	Robertson-28	Brickowski-12
5/03	SA	11,542	L 107-109	Berry-27	Anderson-5

1990 FIRST ROUND VS. DENVER — WON 3-0

DATE	SITE	ATT.	SCORE	TOP SCORER	TOP REBOUNDER
4/26	SA	15,910	W 119-103	Anderson-27	Robinson-13
4/28	SA	15,910	W 129-120	Robinson-31	Cummings-13
5/01	DEN	15,604	W 131-120	Cummings-28	Robinson-16

1990 WESTERN CONFERENCE SEMIFINALS VS. PORTLAND — LOST 4-3

5/05	PORT	12,884	L 94-107	Brickowski-20	Robinson-9
5/08	PORT	12,884	L 112-122	Cummings-33	Robinson-8
5/10	SA	15,910	W 121-98	Robinson-28	Cummings/Strickland-9
5/12	SA	15,910	W 115-105	Cummings-35	Cummings-11
5/15	PORT	12,884	L 132-138 (2OT)	Cummings-32	Robinson-15
5/17	SA	15,910	W 112-97	Anderson-30	Robinson-13
5/19	PORT	12,884	L 105-108 (OT)	Cummings-27	Robinson-16

1991 FIRST ROUND VS. GOLDEN STATE — LOST 3-1

DATE	SITE	ATT.	SCORE	TOP SCORER	TOP REBOUNDER
4/25	SA	15,908	W 130-121	Anderson-38	Robinson-13
4/27	SA	15,908	L 98-111	Robinson-28	Robinson-15
5/01	GS	15,025	L 106-109	Robinson-27	Robinson-12
5/03	GS	15,025	L 97-110	Elliott-23	Robinson-14

1992 FIRST ROUND VS. PHOENIX — LOST 3-0

DATE	SITE	ATT.	SCORE	TOP SCORER	TOP REBOUNDER
4/24	PHO	14,496	L 111-117	Cummings-30	Cummings-12
4/26	PHO	14,496	L 107-119	Cummings-31	Cummings-10
4/29	SA	14,853	L 92-101	Carr-20	Carr/Cummings-12

SPURS ALL-TIME PLAYOFF RESULTS

1993 FIRST ROUND VS. PORTLAND — WON 3-1

DATE	SITE	ATT.	SCORE	TOP SCORER	TOP REBOUNDER
4/29	PORT	12,888	W 87-86	Elliott-18	Robinson-15
5/01	PORT	12,888	L 96-105	Robinson/Cummings-15	Robinson-14
5/05	SA	16,057	W 107-101	Robinson-26	Robinson-14
5/07	SA	16,057	W 100-97 (OT)	Ellis-21	Robinson-17

1993 WESTERN CONFERENCE SEMIFINALS VS. PHOENIX — LOST 4-2

5/11	PHO	19,023	L 89-95	Robinson-32	Robinson-10
5/13	PHO	19,023	L 103-109	Robinson-27	Robinson-10
5/15	SA	16,057	W 111-96	Carr-21	Johnson/Robinson-8
5/16	SA	16,057	W 117-103	Robinson-36	Robinson-16
5/18	PHO	19,023	L 97-109	Robinson/Ellis-24	Robinson-8
5/20	SA	16,057	L 100-102	Robinson-22	Robinson-14

1994 FIRST ROUND VS. UTAH — LOST 3-1

DATE	SITE	ATT.	SCORE	TOP SCORER	TOP REBOUNDER
4/28	SA	18,257	W 106-89	Robinson-25	Rodman-11
4/30	SA	20,640	L 84-96	Knight-16	Rodman-17
5/03	UT	19,911	L 72-105	Robinson/Carr-16	Rob/Cummings-11
5/05	UT	19,911	L 90-95	Robinson-27	Rodman-20

1995 FIRST ROUND VS. DENVER — WON 3-0

DATE	SITE	ATT.	SCORE	TOP SCORER	TOP REBOUNDER
4/28	SA	25,235	W 104-88	Elliott-21	Rodman-12
4/30	SA	23,665	W 122-96	Robinson/Rodman-19	Rodman-16
5/02	DEN	17,171	W 99-95	Johnson/Robinson-24	Rodman-13

1995 WESTERN CONFERENCE SEMIFINALS VS. LA LAKERS — WON 4-2

5/06	SA	24,002	W 110-94	Robinson-33	Rodman-12
5/08	SA	26,127	W 97-90 (OT)	Robinson/Rodman-22	Rodman-22
5/12	LA	17,505	L 85-92	Robinson-34	Rodman-13
5/14	LA	17,505	W 80-71	Robinson-26	Robinson-22
5/16	SA	35,888	L 96-98 (OT)	Robinson-34	Robinson-17
5/18	LA	17,505	W 100-88	Robinson-31	Rodman-16

1995 WESTERN CONFERENCE FINALS VS. HOUSTON — LOST 4-2

DATE	SITE	ATT.	SCORE	TOP SCORER	TOP REBOUNDER
5/22	SA	33,337	L 93-94	Elliott-24	Rodman-20
5/24	SA	35,888	L 96-106	Robinson-32	Robinson-12
5/26	HOU	16,611	W 107-102	Robinson-29	Rodman-12
5/28	HOU	16,611	W 103-81	Robinson-20	Rodman-19
5/30	SA	35,888	L 90-111	Robinson-22	Robinson/Rodman-12
6/01	HOU	16,611	L 95-100	Johnson/Robinson-19	Rodman-17

1996 FIRST ROUND VS. PHOENIX — WON 3-1

DATE	SITE	ATT.	SCORE	TOP SCORER	TOP REBOUNDER
4/26	SA	16,545	W 120-98	Del Negro-29	Perdue-9
4/28	SA	19,507	W 110-105	Robinson-40	Robinson-21
5/01	PHO	19,023	L 93-94	Robinson-22	Perdue-9
5/03	PHO	19,023	W 116-98	Robinson-30	Robinson-13

1996 WESTERN CONFERENCE SEMIFINALS VS. UTAH — LOST 4-2

5/07	SA	15,112	L 75-95	Robinson-29	Perdue-7
5/09	SA	18,635	W 88-77	Robinson-24	Robinson-12
5/11	UT	19,911	L 75-105	Elliott-17	Robinson-9
5/12	UT	19,911	L 86-101	Elliott-22	Person/Perdue-7
5/14	SA	34,215	W 98-87	Robinson-24	Robinson-15
5/16	UT	19,911	L 81-108	Del Negro/Robinson-17	Robinson-8

1998 FIRST ROUND VS. PHOENIX — WON 3-1

DATE	SITE	ATT.	SCORE	TOP SCORER	TOP REBOUNDER
4/23	PHO	19,023	W 102-96	Duncan-32	Robinson-15
4/25	PHO	19,023	L 101-108	Robinson-23	Robinson-16
4/27	SA	20,486	W 100-88	Duncan-22	Duncan-14
4/29	SA	27,528	W 99-80	Johnson-30	Robinson-21

1998 WESTERN CONFERENCE SEMIFINALS VS. UTAH — LOST 4-1

5/05	UT	19,911	L 82-83	Duncan-33	Robinson-16
5/07	UT	19,911	L 106-109 (OT)	Duncan-26	Robinson-14
5/09	SA	26,086	W 86-64	Robinson-21	Perdue-11
5/10	SA	28,587	L 73-82	Duncan-22	Robinson-11
5/12	UT	19,911	L 77-87	Robinson-21	Robinson-13

SPURS ALL-TIME PLAYOFF RESULTS

1999 FIRST ROUND VS. MINNESOTA — WON 3-1

DATE	SITE	ATT.	SCORE	TOP SCORER	TOP REBOUNDER
5/09	SA	22,356	W 99-86	Duncan-26	Duncan-12
5/11	SA	22,494	L 71-80	Duncan-18	Duncan-16
5/13	MIN	17,444	W 85-71	Johnson-24	Robinson-18
5/15	MIN	15,898	W 92-85	Robinson-19	Robinson-11

1999 WESTERN CONFERENCE SEMIFINALS VS. LA LAKERS — WON 4-0

5/17	SA	25,297	W 87-81	Duncan-25	Perdue-9
5/19	SA	33,293	W 79-76	Duncan-21	Duncan-8
5/22	LA	17,505	W 103-91	Duncan-37	Duncan-14
5/23	LA	17,505	W 118-107	Duncan-33	Duncan-14

1999 WESTERN CONFERENCE FINALS VS. PORTLAND — WON 4-0

5/29	SA	35,165	W 80-76	Duncan/Robinson-21	Duncan-13
5/31	SA	35,260	W 86-85	Duncan-23	Duncan-10
6/04	POR	20,732	W 85-63	Jackson-19	Robinson-9
6/06	POR	20,735	W 94-80	Robinson-20	Robinson-10

1999 FINALS VS. NEW YORK — WON 4-1

6/16	SA	39,514	W 89-77	Duncan-33	Duncan-16
6/18	SA	39,554	W 80-67	Duncan-25	Duncan-15
6/21	NY	19,763	L 81-89	Robinson-25	Duncan-12
6/23	NY	19,763	W 96-89	Duncan-28	Duncan-18
6/25	NY	19,763	W 78-77	Duncan-31	Robinson-12

2000 FIRST ROUND VS. PHOENIX – LOST 3-1

DATE	SITE	ATT.	SCORE	TOP SCORER	TOP REBOUNDER
4/22	SA	21,916	L 70-72	Elliott-15	Walker-16
4/25	SA	20,617	W 85-70	Robinson-25	Robinson-15
4/29	PHO	19,023	L 94-101	Robinson-37	Robinson-13
5/02	PHO	19,023	L 78-89	Robinson-21	Robinson-16

2001 FIRST ROUND VS. MINNESOTA – WON 3-1

DATE	SITE	ATT.	SCORE	TOP SCORER	TOP REBOUNDER
4/21	SA	33,983	W 87-82	Duncan-33	Duncan-15
4/23	SA	31,759	W 86-69	Duncan-18	Duncan/Robinson-11
4/28	MIN	17,676	L 84-93	Robinson-22	Robinson-17
4/30	MIN	16,336	W 97-84	Duncan-24	Duncan-16

2001 WESTERN CONFERENCE SEMIFINALS VS. DALLAS – WON 4-1

5/05	SA	32,798	W 94-78	Duncan-31	Duncan-13
5/07	SA	27,690	W 100-86	Duncan-25	Duncan-22
5/09	DAL	18,237	W 104-90	Robinson-19	Duncan/Robinson-14
5/12	DAL	18,187	L 108-112	Duncan-29	Duncan-18
5/14	SA	25,853	W 105-87	Duncan-32	Duncan-20

2001 WESTERN CONFERENCE FINALS VS. LA LAKERS – LOST 4-0

5/19	SA	36,068	L 90-104	Duncan-28	Duncan-14
5/21	SA	35,574	L 81-88	Duncan-40	Duncan-15
5/25	LA	18,997	L 72-111	Robinson-24	Duncan-13
5/27	LA	18,997	L 82-111	Daniels/Duncan-15	Robinson-11

2002 FIRST ROUND VS. SEATTLE – WON 3-2

DATE	SITE	ATT.	SCORE	TOP SCORER	TOP REBOUNDER
4/20	SA	23,634	W 110-89	Duncan/Parker-21	Duncan-10
4/22	SA	23,059	L 90-98	Duncan-32	Duncan-12
4/27	SEA	17,072	W 102-75	Duncan-27	Duncan-13
5/01	SEA	17,072	L 79-91	Rose-28	Rose-13
5/03	SA	23,369	W 101-78	Duncan-23	Rose-13

2002 WESTERN CONFERENCE SEMIFINALS VS. LA LAKERS – LOST 4-1

5/05	LA	18,997	L 80-86	Duncan-26	Duncan-21
5/07	LA	18,997	W 88-85	Duncan-27	Duncan-17
5/10	SA	35,520	L 89-99	Duncan-28	Duncan-12
5/12	SA	32,342	L 85-87	Duncan-30	Duncan/Robinson-11
5/14	LA	18,997	L 87-93	Duncan-34	Duncan-25

SPURS ALL-TIME PLAYOFF RESULTS

2003 FIRST ROUND VS. PHOENIX – WON 4-2

DATE	SITE	ATT.	SCORE	TOP SCORER	TOP REBOUNDER
4/19	SA	19,217	L 95-96 (OT)	Jackson-23	Duncan-13
4/21	SA	19,217	W 84-76	Jackson-23	Duncan-12
4/25	PHO	19,023	W 99-86	Parker-29	Duncan-23
4/27	PHO	18,756	L 84-86	Duncan-24	Rose-14
4/29	SA	19,217	W 94-82	Rose-27	Duncan-17
5/01	PHO	18,913	W 87-85	Jackson-21	Duncan-20

2003 WESTERN CONFERENCE SEMIFINALS VS. LA LAKERS – WON 4-2

5/05	SA	18,797	W 87-82	Duncan-28	Robinson-11
5/07	SA	18,797	W 114-95	Bowen-27	Duncan-13
5/09	LA	18,997	L 95-110	Duncan-28	Duncan-11
5/11	LA	18,997	L 95-99	Duncan-36	Jackson-11
5/13	SA	18,797	W 96-94	Duncan-27	Duncan-14
5/15	LA	18,997	W 110-82	Duncan-37	Duncan-16

2003 WESTERN CONFERENCES FINALS VS. DALLAS – WON 4-2

5/19	SA	18,797	L 110-113	Duncan-40	Duncan 15
5/21	SA	18,797	W 119-106	Duncan-32	Duncan 15
5/23	DAL	20,695	W 96-83	Duncan-34	Duncan 24
5/25	DAL	20,561	W 102-95	Parker-25	Duncan 20
5/27	SA	18,797	L 91-103	Duncan-23	Duncan 15
5/29	DAL	20,812	W 90-78	Jackson-24	Rose 11, Duncan 11

2003 FINALS VS. NEW JERSEY – WON 4-2

6/04	SA	18,797	W 101-89	Duncan-32	Duncan-20
6/06	SA	18,797	L 85-87	Parker-21	Duncan-12
6/08	NJ	19,280	W 84-79	Parker-26	Duncan-16
6/11	NJ	19,280	L 76-77	Duncan-23	Duncan-17
6/13	NJ	19,280	W 93-83	Duncan-29	Duncan-17
6/15	SA	18,797	W 88-77	Duncan-21	Duncan-20

2004 FIRST ROUND VS. MEMPHIS – WON 4-0

DATE	SITE	ATT.	SCORE	TOP SCORER	TOP REBOUNDER
5/17	SA	18,797	W 98-74	Duncan-9	Duncan-9
5/19	SA	18,797	W 87-70	Parker-27	Duncan-12
5/22	MEM	19,351	W 95-93	Duncan-22	Duncan-13
5/25	MEM	19,351	W 110-97	Parker-29	Duncan/Horry-7

2004 WESTERN CONFERENCE SEMIFINALS VS. LA LAKERS – LOST 4-2

5/02	SA	18,797	W 88-78	Duncan-30	Duncan-11
5/05	SA	18,797	W 95-85	Parker-30	Bowen/Duncan-7
5/09	LA	18,997	L 81-105	Ginobili-17	Duncan-13
5/11	LA	18,997	L 90-98	Ginobili-20	Duncan-10
5/13	SA	18,797	L 73-74	Duncan-21	Duncan-21
5/15	LA	18,997	L 76-88	Duncan-20	Duncan-11

2005 FIRST ROUND VS. DENVER – WON 4-1

DATE	SITE	ATT.	SCORE	TOP SCORER	TOP REBOUNDER
4/24	SA	18,797	L 87-93	Ginobili-23	Mohammed-15
4/27	SA	18,797	W 104-76	Duncan-24	Duncan/Horry-9
4/30	DEN	19,913	W 86-78	Ginobili-32	Duncan-11
5/02	DEN	19,776	W 126-115 (OT)	Duncan-39	Duncan-14
5/04	SA	18,797	W 99-89	Parker-21	Mohammed-13

2005 WESTERN CONFERENCE SEMIFINALS VS. SEATTLE – WON 4-2

5/08	SA	18,797	W 103-81	Parker-29	Duncan-9
5/10	SA	18,797	W 108-91	Ginobili-28	Mohammed-10
5/12	SEA	17,072	L 91-92	Duncan-23	Duncan-11
5/15	SEA	17,072	L 89-101	Duncan-35	Duncan-10
5/17	SA	18,797	W 103-90	Ginobili-39	Duncan-14
5/19	SEA	17,072	W 98-96	Duncan-26	Duncan-9

2005 WESTERN CONFERENCE FINALS VS. PHOENIX – WON 4-1

5/22	PHO	18,422	W 121-114	Parker-29	Duncan-15
5/24	PHO	18,422	W 111-108	Duncan-30	Duncan/Mohammed-8
5/28	SA	18,797	W 102-92	Duncan-33	Duncan-15
5/30	SA	18,797	L 106-111	Ginobili-28	Duncan-16
6/01	PHO	18,422	W 101-95	Duncan-31	Duncan-15

2005 FINALS VS. DETROIT – WON 4-3

6/09	SA	18,797	W 84-69	Ginobili-26	Duncan-17
6/12	SA	18,797	W 97-76	Ginobili-27	Duncan-11
6/14	DET	22,076	L 79-96	Parker-21	Duncan-10
6/16	DET	22,076	L 71-102	Duncan-16	Duncan-16
6/19	DET	22,076	W 96-95 (OT)	Duncan-26	Duncan-19
6/21	SA	18,797	L 86-95	Duncan/Ginobili-21	Duncan-15
6/23	SA	18,797	W 81-74	Duncan-25	Duncan-11

SPURS ALL-TIME PLAYOFF RESULTS

2006 FIRST ROUND VS. SACRAMENTO – WON 4-2

DATE	SITE	ATT.	SCORE	TOP SCORER	TOP REBOUNDER
4/22	SA	18,797	W 122-88	Parker-25	Mohammed-8
4/25	SA	18,797	W 128-119 (OT)	Ginobili-32	Duncan-13
4/28	SAC	17,317	L 93-94	Duncan-29	Duncan-12
4/30	SAC	17,317	L 84-102	Parker-22	Duncan-8
5/02	SA	18,797	W 109-98	Ginobili-27	Duncan/Ginobili-9
5/05	SAC	17,317	W 105-83	Parker-31	Horry-7

2006 WESTERN CONFERENCE SEMIFINALS VS. DALLAS – LOST 4-3

5/07	SA	18,797	W 87-85	Duncan-31	Duncan-13
5/09	SA	18,797	L 91-113	Duncan-28	Duncan-9
5/13	DAL	20,865	L 103-104	Duncan-35	Duncan-12
5/15	DAL	20,969	L 118-123 (OT)	Parker-33	Duncan-13
5/17	SA	18,797	W 98-97	Duncan-36	Duncan-12
5/19	DAL	20,986	W 91-86	Ginobili-30	Ginobili-10
5/22	SA	18,797	L 111-119 (OT)	Duncan-41	Duncan-15

2007 FIRST ROUND VS. DENVER – WON 4-1

DATE	SITE	ATT.	SCORE	TOP SCORER	TOP REBOUNDER
4/22	SA	18,797	L 89-95	Parker-19	Duncan-10
4/25	SA	18,797	W 97-88	Duncan-22	Oberto-10
4/28	DEN	19,951	W 96-91	Parker-21	Duncan-13
4/30	DEN	19,644	W 96-89	Duncan-22	Duncan-11
5/2	SA	18,797	W 93-78	Finley-26	Duncan-12

2007 WESTERN CONFERENCE SEMIFINALS VS. PHOENIX – WON 4-2

5/6	PHO	18,422	W 111-106	Duncan-33	Duncan-16
5/8	PHO	18,422	L 81-101	Duncan-29	Duncan-11
5/12	SA	18,797	W 108-101	Duncan-33	Duncan-19
5/14	SA	18,797	L 98-104	Parker-23	Duncan-11
5/16	PHO	18,422	W 88-85	Ginobili-26	Duncan-12
5/18	SA	18,797	W 114-106	Ginobili -33	Duncan-13

2007 WESTERN CONFERENCE FINALS VS. UTAH – WON 4-1

5/20	SA	18,300	W 108-100	Duncan-27	Duncan-10
5/22	SA	18,797	W 105-96	Duncan-26	Duncan-14
5/26	UT	19,911	L 83-109	Parker-25	Duncan-8
5/28	UT	19,911	W 91-79	Ginobili-22	Oberto-11
5/30	SA	18,797	W 109-84	Duncan/Parker-21	Duncan-10

2007 FINALS VS. CLEVELAND – WON 4-0

6/7	SA	18,797	W 85-76	Parker-27	Duncan-13
6/10	SA	18,797	W 103-92	Parker-22	Duncan/Horry-9
6/12	CLE	20,562	W 75-72	Parker-17	Duncan/Bowen-9
6/14	CLE	20,562	W 83-82	Ginobili-27	Duncan-15

2008 FIRST ROUND VS. PHOENIX – WON 4-1

DATE	SITE	ATT.	SCORE	TOP SCORER	TOP REBOUNDER
4/19	SA	18,797	W 117-115 (2OT)	Duncan-40	Duncan-15
4/22	SA	18,797	W 102-96	Parker-32	Duncan-17
4/25	PHO	18,422	W 115-99	Parker-41	Duncan-10
4/27	PHO	18,422	L 85-106	Parker-18	Duncan-10
4/29	SA	18,797	W 92-87	Parker-31	Duncan-17

2008 WESTERN CONFERENCE SEMIFINALS VS. NEW ORLEANS – WON 4-3

5/3	NO	18,040	L 82-101	Parker-23	Ginobili/Oberto-6
5/5	NO	17,927	L 84-102	Duncan-18	Duncan-8
5/8	SA	18,797	W 110-99	Ginobili/Parker-31	Duncan-13
5/11	SA	18,797	W 100-80	Parker-22	Duncan-15
5/13	NO	18,246	L 79-101	Ginobili-20	Duncan-23
5/15	SA	18,797	W 99-80	Ginobili-25	Duncan-15
5/19	NO	18,235	W 91-82	Ginobili-26	Duncan-14

2008 WESTERN CONFERENCE FINALS VS. LA LAKERS – LOST 4-1

5/21	LA	18,997	L 85-89	Duncan-30	Duncan-18
5/23	LA	18,997	L 71-101	Parker-13	Duncan-16
5/25	SA	18,797	W 103-84	Ginobili -30	Duncan-21
5/27	SA	18,797	L 91-93	Duncan-29	Duncan-17
5/29	LA	18,997	L 92-100	Parker-23	Duncan-15

2009 FIRST ROUND VS. DALLAS – LOST 4-1

DATE	SITE	ATT.	SCORE	TOP SCORER	TOP REBOUNDER
4/18	SA	18,797	L 97-105	Duncan - 27	Duncan - 9
4/20	SA	18,797	W 105-84	Parker - 38	Duncan - 11
4/23	DAL	20,491	L 67-88	Parker - 12	Thomas - 10
4/25	DAL	20,829	L 90-99	Parker - 43	Duncan - 10
4/28	SA	18,797	L 93-106	Duncan - 30	Duncan - 8

SPURS ALL-TIME PLAYOFF RESULTS

2010 FIRST ROUND VS. DALLAS – WON 4-2

DATE	SITE	ATT.	SCORE	TOP SCORER	TOP REBOUNDER
4/18	DAL	20,372	L 94-100	Duncan – 27	Duncan/McDyess – 8
4/21	DAL	20,728	W 102-88	Duncan – 25	Duncan – 17
4/23	SA	18,581	W 94-90	Duncan – 25	McDyess – 6
4/25	SA	18,581	W 92-89	Hill – 29	Duncan – 11
4/27	DAL	20,557	L 103-81	Parker – 18	Blair – 8
4/29	SA	18,581	W 97-87	Ginobili – 26	Duncan – 10

2010 WESTERN CONFERENCE SEMIFINALS VS. PHOENIX – LOST 4-0

DATE	SITE	ATT.	SCORE	TOP SCORER	TOP REBOUNDER
5/3	PHO	18,422	L 102-111	Ginobili – 27	Duncan – 11
5/5	PHO	18,422	L 102-110	Duncan – 29	Duncan/Jefferson – 10
5/7	SA	18,581	L 96-110	Ginobili – 27	Duncan – 13
5/9	SA	18,581	L 101-107	Parker – 22	Duncan/Jefferson – 8

2011 FIRST ROUND VS. MEMPHIS – LOST 2-4

DATE	SITE	ATT.	SCORE	TOP SCORER	TOP REBOUNDER
4/17	SA	18,581	L 98-101	Parker – 20	Duncan – 13
4/20	SA	18,581	W 93-87	Ginobili – 17	Duncan -10
4/23	MEM	18,119	L 88-91	Ginobili – 23	Duncan – 11
4/25	MEM	18,119	L 86-104	Parker – 23	Splitter – 9
4/27	SA	18,581	W 110-103 (OT)	Ginobili – 33	Duncan – 12
4/29	MEM	18,119	L 91-99	Parker – 23	Duncan – 10

2012 FIRST ROUND VS. UTAH – WON 4-0

DATE	SITE	ATT.	SCORE	TOP SCORER	TOP REBOUNDER
4/29	SA	18,581	W 106-91	Parker – 28	Duncan – 11
5/2	SA	18,581	W 114-83	Parker – 18	Duncan – 13
5/5	UTA	19,911	W 102-90	Parker – 27	Splitter – 8
5/7	UTA	19,911	W 87-81	Ginobili – 17	Jackson – 6

2012 WESTERN CONFERENCE SEMIFINALS VS. L.A. CLIPPERS – WON 4-0

DATE	SITE	ATT.	SCORE	TOP SCORER	TOP REBOUNDER
5/15	SA	18,581	W 108-92	Ginobili – 22	Diaw – 12
5/17	SA	18,581	W 105-88	Parker – 22	Leonard – 6
5/19	LA	19,060	W 96-86	Parker – 23	Duncan – 13
5/20	LA	19,060	W 102-99	Duncan – 21	Duncan – 9

2012 WESTERN CONFERENCE FINALS VS. OKLAHOMA CITY – LOST 2-4

DATE	SITE	ATT.	SCORE	TOP SCORER	TOP REBOUNDER
5/27	SA	18,581	W 101-98	Ginobili – 26	Duncan – 11
5/29	SA	18,581	W 120-111	Parker – 34	Duncan – 12
5/31	OKC	18,203	L 82-102	Parker/Jackson – 16	3 Players – 6
6/2	OKC	18,203	L 103-109	Duncan – 21	Leonard – 9
6/4	SA	18,581	L 103-108	Ginobili – 34	Duncan – 12
6/6	OKC	18,203	L 99-107	Parker – 29	Duncan – 14

2013 FIRST ROUND VS. LOS ANGELES LAKERS – WON 4-0

DATE	SITE	ATT.	SCORE	TOP SCORER	TOP REBOUNDER
5/19	SA	18,581	W 105-83	Ginobili, Parker - 18	Duncan - 10
4/24	SA	18,581	W 102-91	Parker - 28	Leonard - 7
4/26	LA	18,997	W 120-89	Duncan - 26	Duncan - 9
5/28	LA	18,997	W 103-82	Parker - 23	Leonard - 7

2013 WESTERN CONFERENCE SEMIFINALS VS. GOLDEN STATE – WON 4-2

DATE	SITE	ATT.	SCORE	TOP SCORER	TOP REBOUNDER
5/6	SA	18,581	W 129-127	Parker - 28	Duncan - 11
5/8	SA	18,581	L 91-100	Parker - 20	Leonard - 12
5/10	GS	19,596	W 102-92	Parker - 32	Duncan - 10
5/12	GS	19,596	L 87-97 (OT)	Ginobili - 21	Duncan - 15
5/14	SA	18,581	W 109-91	Parker - 25	Duncan - 11
5/16	GS	19,596	W 94-82	Duncan - 19	Leonard - 10

2013 WESTERN CONFERENCE FINALS VS. MEMPHIS – WON 4-0

DATE	SITE	ATT.	SCORE	TOP SCORER	TOP REBOUNDER
5/19	SA	18,581	W 105-83	Parker - 20	Duncan - 10
5/21	SA	18,581	W 93-89	Duncan - 17	Duncan, Leonard - 9
5/25	MEM	18,119	W 104-93	Parker - 26	Leonard - 11
5/27	MEM	18,119	W 93-86	Parker - 37	Duncan - 8

2013 FINALS VS. MIAMI – LOST 3-4

DATE	SITE	ATT.	SCORE	TOP SCORER	TOP REBOUNDER
6/6	MIA	19,775	W 82-88	Parker - 21	Duncan - 14
6/9	MIA	19,775	L 84-103	Green - 17	Leonard - 14
6/11	SA	18,581	W 113-77	Green - 27	Duncan - 14
6/13	SA	18,581	L 93-109	Duncan - 20	Leonard - 7
6/16	SA	18,581	W 114-104	Parker - 26	Duncan - 12
6/18	MIA	19,775	L 100-103 (OT)	Duncan - 30	Duncan - 17
6/20	MIA	19,775	L 88-95	Duncan - 24	Leonard - 16

\$100

THE ABA
YEARS



DALLAS
FORT
WORTH
LUBBOCK



CHAPARRALS

TEXAS

Chaparrals



70 71

PRESS - RADIO - TV GUIDE

A LOOK BACK AT THE ABA YEARS

THE COACHES

1967-69 - CLIFF HAGAN

1969-70 - CLIFF HAGAN & MAX WILLIAMS

1970-71 - MAX WILLIAMS & BILL BLAKELEY

1971-72 - TOM NISSALKE

1972-73 - BABE MCCARTHY & DAVE BROWN

1973-74 - TOM NISSALKE

1974-76 - BOB BASS



THE STARS

CLIFF HAGAN

FIRST PLAYER-COACH

Player-Coach Cliff Hagan was a big reason for the Chaparrals early success ... he was a five-time All-Star with the St. Louis Hawks prior to arriving in Dallas ... his physical style was perfect for the ABA and in his first season of 1967-68, Hagan averaged 18.2 points per game, leading to another All-Star selection. He was relieved of his coaching duties in January 1970, when General Manager Max Williams took over as head coach.

JOHN BEASLEY

1968, 1969 & 1970 ABA ALL-STAR

John Beasley was the biggest surprise for the Dallas Chaparrals in their inaugural season ... in his first year, Beasley averaged 19.7 points per game ... he made the ABA All-Star Team each of his first three seasons and was named the MVP of the 1969 All-Star Game ... he also garnered All-ABA Second Team honors in 1968 and 1969 ... Beasley ranks second in Spurs ABA history in games, points, field goals made and field goals attempted ... for his career with the Chaparrals, Beasley averaged 17.9 points and 11.0 rebounds while shooting .494 from the field and .828 from the free throw line.



RON BOONE

1968-69 ABA ALL-ROOKIE FIRST TEAM

A major bright spot of the Chaparrals' 1968-69 season was rookie phenom Ron Boone ... Boone attracted very little attention during his college career at Idaho State, but that all changed when he got to the pros ... Boone finished second to Warren Armstrong of Oakland for Rookie of the Year accolades ... in his rookie season, Boone averaged 18.9 points, 5.1 rebounds and 3.6 assists while shooting .434 from the field and .812 from the free throw line.

GLEN COMBS

1970 ABA ALL-STAR

Glen Combs shined along with Boone during his rookie season ... in 1968-69, Combs averaged 15.4 points per game while shooting .361 from three-point range ... the following year, Combs averaged a team-high 22.2 points in addition to 3.4 rebounds and 4.1 assists ... he made one All-Star appearance as a Chaparral in 1970.



CINCINNATUS POWELL

1970 ABA ALL-STAR

Cincinnatus 'Cincy' Powell averaged 19.3 points, 9.0 rebounds and 2.1 assists, while shooting .476 from the field during his time in Dallas ... Powell was named to the 1967-68 All-ABA Second Team ... he also earned one trip to the All-Star Game in 1970.

RICH JONES

1973 & 1974 ABA ALL-STAR

For his career with the Chaparrals/Spurs, which spanned six seasons (1969-75), Rich Jones averaged 16.5 points, 8.0 rebounds and 3.1 assists, while shooting .430 from the field and .318 from three-point range ... Jones is the Spurs all-time ABA leader in games, points, field goals made and field goals attempted ... he also ranks second in free throws made and attempted, rebounds and assists ... Jones was a two-time All-Star in 1973 and 1974.

SWEN NATER

1974 ABA ROOKIE OF THE YEAR

The first big move in Spurs history paid dividends from the start ... in November, 1973 the Spurs obtained Swen Nater from the Virginia Squires in exchange for draft picks and cash ... Nater appeared in 62 games with San Antonio after playing in 17 games with the Squires during the 1973-74 season ... for the season he totaled 79 games, averaging 14.1 points and 12.6 rebounds while shooting .552 from the field ... in addition to winning ABA Rookie of the Year honors, Nater was named to the All-ABA Second Team, appeared in the 1974 ABA All-Star Game and led the league in field goal percentage.

GEORGE GERVIN


1974, 1975 & 1976 ABA ALL-STAR

During his ABA years with the Spurs, George Gervin made three consecutive All-Star appearances from 1974-76 ... he also was a two-time All-ABA Second Team member for the 1974-75 and 1975-76 seasons ... Gervin's best ABA season with the Spurs came in 1974-75 when he averaged 23.4 points and 8.3 rebounds ... for his ABA career with the Spurs, which spanned three seasons (1973-76), Gervin averaged 22.2 points, 7.6 rebounds and 2.4 assists, while shooting .484 from the field and .844 from the free throw line.

JAMES SILAS

1976 ALL-ABA FIRST TEAM

James Silas enjoyed the best season of his 10-year career during the 1975-76 season ... he appeared in all 84 games, averaging 23.8 points, 5.4 assists, 4.0 rebounds and 1.85 steals in 37.0 minutes per contest ... Silas was the first Spur to be named to the All-ABA First Team and also earned a spot on the 1976 ABA All-Star Team.



THE BIG STORIES

THE BEGINNING

February 2, 1967

On February 2, 1967, a Dallas ABA franchise is awarded for \$30,000 to August Speth, Gary Davidson, John Klug, James Peters ... the team is sold prior to the league's first season to a group including Robert S. Folsom, J. Lindsay Embrey, Richard Bruton, Joseph W. Geary, Graham R. E. Koch and Lawrence S. Pollock ... Folsom was named President ... Max Williams was named General Manager ... the team played in Memorial Auditorium and Moody Coliseum ... Cliff Hagan ended his one-year retirement to become the team's player-coach ... they drafted Pat Riley (who signed with San Diego of the NBA) ... they signed John Beasley, Charlie Beasley, Cincy Powell, Maurice McHartley, and Bob Verga.

"DALLAS" BECOMES "TEXAS"

1970-71 Season

For the 1970-71 season, Chaparrals management tried its greatest experiment – regionalization ... the name of the team was changed to the "Texas" Chaparrals ... while Texas still played most of its games in Dallas, the team also played in Lubbock and Fort Worth ... this experiment fizzled in a dramatic way ... while the crowds in Dallas remained strong, attendance in Fort Worth and Lubbock steadily declined over the season ... the breaking point came on January 5, 1971, when less than 200 fans showed up in Fort Worth to see the Chaps play the Pittsburgh Condors (the crowd was actually announced as 500) ... management promptly canceled the last five games scheduled for Fort Worth and switched them to Dallas.

FIRST NBA-ABA EXHIBITION GAME

September 21, 1971

In the summer of 1971, a merger between the NBA and ABA appeared imminent ... Basketball Weekly reported that "The American basketball public is clamoring for a merger. So are the NBA and ABA owners, the two commissioners and every college coach. The war is over. The Armistice will be signed soon" ... in this short-lived congenial atmosphere, the two leagues agreed to play preseason interleague exhibition games for the first time ... even though the merger talks fell apart before the 1971-72 season, the ABA vs. NBA exhibition games stayed alive ... the Chaparrals hosted the first NBA vs. ABA game on September 21, 1971 ... Kareem Abdul-Jabbar scored 32 points to lead the NBA's Milwaukee Bucks past John Beasley and the ABA Dallas Chaparrals, 106-103 ... 7,800 fans paid the largest gate in Dallas franchise history to see the game.



CHAPARRALS MOVE SOUTH

Summer of 1973

When the Dallas Chaparrals first moved to San Antonio in the summer of 1973, the franchise was actually on a three-year lease ... shortly after the 1972-73 season ended a group of San Antonio businessmen - led by John Schaefer, Red McCombs, Angelo Drossos and Art Burdick negotiated the unique deal ... the first ownership group consisted of 35 stockholders ... the team struggled to gain interest early said treasurer Maury Holden, "I can remember one night, Pat Tallman (the Spurs PA announcer) said it might be easier to introduce the people in the crowd instead of the starting line-ups." ... as the season went on the support grew ... during the season the group of 27 investors arranged to purchase the team from the Dallas group and by the end of the season - after the team had acquired Swen Nater and George Gervin - Spurs fever had arrived in San Antonio.

SPURS FIRST GAME

October 10, 1973

In the first game in San Antonio history, the Silver and Black fell to the San Diego Conquistadors 121-106 in the HemisFair Arena in front of 5,879 fans ... the starting lineup that night was Rich Jones, Goo Kennedy, Bob Netolicky, Joe Hamilton and James Silas ... the Conquistadors were coached by NBA legend Wilt Chamberlain ... Chamberlain was assisted by Stan Albeck, who would go on to coach the Spurs from 1980-83.



THE ICEMAN COMETH

January 30, 1974

It wasn't easy but it was worth it ... the official date is January 30, 1974 ... that's when George Gervin was obtained by San Antonio as Virginia sold his rights to the Spurs ... but after the trade it took a few weeks before "Iceman" was free and clear to become a Spur ... the Squires were in financial trouble and had been unloading players (including Julius Erving and Swen Nater) ... so then the ABA - and eventually Virginia - contested the Gervin deal ... first Gervin had to hide out in a San Antonio hotel room for about a week ... then on February 7 he finally made his Spurs debut (finishing with 12 points in 27 minutes vs. Utah) but only after U.S. District Court Judge Adrian Spears granted the Spurs a 10-day restraining order against the Squires and the ABA clearing Gervin to suit up for the Silver and Black ... finally by the middle of February all the legal issues were dealt with and Gervin was a Spur ... Gervin spent 12 of his 14 professional seasons with the Spurs and on February 5, 1996, was elected to the Basketball Hall of Fame.



THE MERGER

June 17, 1976

Thanks to the leadership of Angelo Drossos the Spurs were one of four ABA teams - along with the Denver Nuggets, the Indiana Pacers and the New York Nets - to jump to the NBA as part of a merger between the two leagues ... it was a long struggle for Drossos and the Spurs ... in January of 1976 he was named to an ABA committee pursuing the merger ... then, when the merger occurred, Drossos was forced to find 30 new investors to cover the \$5 million NBA entry fee.

NEWS AND NOTES



- The Dallas Chaparrals always hovered near the middle of the ABA pack ... around the league, the Chaps were known for the vast wealth of their ownership group ... while the Dallas owners had money, they refused to spend it on their basketball team ... the Chaps rarely, if ever, signed any of their high draft picks ... in fact, the best draft "find" in Dallas franchise history, Ron Boone, was a relatively unknown eighth round pick.
- In the ABA's inaugural season, the Chaps had the fourth best record in the league and finished second in the Western Division ... they crushed the Houston Mavericks in the first round of the playoffs, but then easily succumbed to the New Orleans Buccaneers in the Western Division Finals ... the chief reason for the team's early success was player-coach Cliff Hagan, the former NBA All-Star with the St. Louis Hawks ... Hagan's physical style was perfect for the early ABA, and he averaged 18.2 points per game that first year.
- Things started to change by Dallas' third season though ... the team struggled early on as enforcer Cincy Powell suffered both a broken jaw and a sprained ankle ... Hagan's coaching style also began to grate on his players and team management ... some Dallas players hated playing for Hagan because he was a "screamer" ... Chaps management felt that what the team needed was more encouragement, rather than constant yelling and screaming ... Hagan was fired in January 1970, and General Manager Max Williams took over the team ... the team improved a little after Williams took over (it averaged an impressive 128 points per game), and finished in second place behind Denver ... Glen Combs probably was the team's MVP, averaging 22.2 points per game ... in the playoffs however, Dallas was upset in the first round by the surprising Los Angeles Stars.
- For the 1970-71 season, the team lacked direction and confidence -- team leader John Beasley had been traded ... rookies Rich Jones and Joe Hamilton showed promise, but could not carry the team ... most of the season, Texas engaged in a nip and tuck battle with Denver for the last playoff spot in the Western Division ... General Manager Max Williams watched his team struggle in last place early in the season before he finally decided to fire himself ... he gave up the coaching position to Bill Blakeley, who promptly lost two games in a row for the first time in his 13 year head coaching career ... in the middle of the season, the team made a trade which it would live to regret -- it sent Ron Boone and Glen Combs to Utah for a disgruntled Donnie Freeman and a banged-up Wayne Hightower ... observers first thought that Texas got the better deal--but soon changed their minds as Boone and Combs became important elements of Utah's 1971 championship team ... in fact, after Texas nipped the Denver Rockets in a one-game playoff for the final playoff spot in the Western Division, Boone and Combs led Utah past Texas in four straight games.
- For the next season, the team "returned" to Dallas and played all of its games there ... their new young coach was Tom Nissalke, the former assistant coach of the NBA's Milwaukee Bucks ... Nissalke got the most out of his players (including the talented Rich Jones and Joe Hamilton) and managed to guide the team to a .500 record and third place in the Western Division ... for his efforts, Nissalke won the ABA Coach of the Year award ... however, Dallas was once again swept by Utah in four straight games in the first round of the playoffs.
- Strangely, the team declined to hang on to Nissalke ... Nissalke promptly found a new head coaching job with the Seattle Supersonics of the NBA ... the Chaps' latest coach was Babe "Magnolia Mouth" McCarthy ... unfortunately, the team floundered under McCarthy, and the respected coach was fired ... the Chaps finished with only 28 wins, two games behind the ABA's new expansion team, the San Diego Conquistadors ... for the first time in their existence, the franchise failed to make the playoffs ... it was also the last season for the team in Dallas, as the owners decided to lease the team to Angelo Drossos in San Antonio for the 1973-74 season ... the team became the San Antonio Spurs, and eventually stayed in that city under the ownership of Drossos.

- In an attempt to get the team back to their winning ways, they brought back Head Coach Tom Nissalke for the 1974-75 season ... However, midway through the season, Bob Bass replaced Nissalke when he was named head coach on December 13, 1974 ... Bass was credited with instilling a run-and-gun style to the Spurs attack ... he also moved George Gervin from forward to guard ... Bass would go on to have an illustrious career in San Antonio, serving in a variety of roles: general manager, vice president of basketball operations, assistant to the chairman, head coach and assistant coach during his 20 years with the Spurs ... During his 1,617 games in San Antonio, the Spurs posted a 877-740 record ... Bass was twice named NBA Executive of the Year (in 1990 with the Spurs and in 1997 with the Charlotte Hornets).
- San Antonio hosted the 1975 ABA All-Star Game ... a crowd of 10,449 packed the HemisFair Arena as the East beat the West 151-124 on Jan. 28, 1975 ... the Western squad featured three Spurs – George Gervin, Swen Nater and James Silas ... Willie Nelson sang the National Anthem and Freddie Lewis was the MVP of the game (as MVP he was awarded a horse – Tuff Julie – and a hand-sewn saddle ... but rather than try to ship the horse to his home in Arizona he instead took the auction price of \$1,950).
- Fans in the Alamo City saw one of the more interesting, albeit one of the last games in ABA history on April 7, 1976 ... a leak in the roof at the HemisFair Arena forced the Spurs-Indiana Pacers game to be played under some different rules ... because a portion of the court was coned off in the slippery area it was decided there would be no pressing of the ball handler outside of the 3-point lines and there would be no fast break allowed ... the game was also played with a running clock on dead balls to make up for the nearly 40-minute delay to get the court “game-ready” ... the Spurs ended up winning the game 96-75 ... arena officials weren’t out of the woods after the game either ... with the Spurs set to host the New York Nets in the ABA playoffs two days later, contractors were able to patch the leaks in HemisFair’s roof , however they could not guarantee the patches in the event of another rain storm ... luckily for everyone involved the weather cooperated and no new “rules” were needed in the playoffs.

SOURCE/PHOTO CREDIT: www.remembertheaba.com



A LOOK BACK AT THE ABA YEARS

*SPURS / CHAPARRALS ABA ALL-TIME REGULAR SEASON LEADERS

GAMES

391 – Rich Jones
334 – John Beasley
328 – James Silas
324 – Coby Dietrick
292 – Joe Hamilton
276 – Charles Beasley
231 – George Karl
228 – Cincinnatus Powell
211 – Goo Kennedy
204 – Ron Boone

FG ATTEMPTED

6,002 – Rich Jones
4,873 – John Beasley
4,216 – James Silas
3,468 – Cincinnatus Powell
3,464 – George Gervin
3,461 – Joe Hamilton
3,155 – Donnie Freeman
3,032 – Glen Combs
2,932 – Ron Boone
2,056 – Charles Beasley

3-PT FG ATTEMPTED

732 – Glen Combs
694 – Joe Hamilton
365 – Rich Jones
135 – Ron Boone
124 – Charles Beasley
116 – George Gervin
81 – Steve Jones
80 – John Beasley
61 – Skeeter Swift
57 – Tom Hagan

FT ATTEMPTED

2,020 – James Silas
1,549 – Rich Jones
1,485 – Cincinnatus Powell
1,385 – John Beasley
1,214 – Glen Combs
1,198 – Donnie Freeman
1,099 – Ron Boone
993 – George Gervin
907 – Joe Hamilton
828 – Charles Beasley

POINTS

6,466 – Rich Jones
5,983 – John Beasley
5,978 – James Silas
4,392 – Cincinnatus Powell
4,219 – George Gervin
3,920 – Donnie Freeman
3,839 – Glen Combs
3,781 – Joe Hamilton
3,495 – Ron Boone
2,622 – Charles Beasley

FG PCT. (500 MADE)

.558 – Goo Kennedy (793-1,422)
.546 – Swen Nater (878-1,609)
.504 – Billy Paultz (566-1,124)
.504 – James Silas (2,123-4,216)
.496 – Cliff Hagan (511-1,031)
.494 – John Beasley (2,407-4,873)
.486 – Bob Netolicky (750-1,542)
.484 – George Gervin (1,675-3,464)
.483 – Manny Leaks (987-2,043)
.481 – Larry Kenon (647-1,344)

3-PT FG PCT. (10 MADE)

.355 – Glen Combs (260-732)
.346 – Steve Jones (28-81)
.333 – Tom Hagan (19-57)
.328 – Skeeter Swift (20-61)
.326 – Ron Boone (44-135)
.318 – Rich Jones (116-365)
.311 – Joe Hamilton (216-694)
.275 – John Beasley (22-80)
.267 – George Gervin (31-116)
.261 – Larry Jones (12-46)

FT PCT. (400 MADE)

.865 – Charles Beasley (716-828)
.859 – Steve Jones (422-491)
.857 – James Silas (1,732-2,020)
.844 – George Gervin (838-993)
.828 – John Beasley (1,147-1,385)
.813 – Donnie Freeman (974-1,198)
.810 – Joe Hamilton (735-907)
.807 – Cliff Hagan (401-497)
.800 – Glen Combs (971-1,214)
.796 – Ron Boone (875-1,099)

FG MADE

2,578 – Rich Jones
2,407 – John Beasley
2,123 – James Silas
1,675 – George Gervin
1,650 – Cincinnatus Powell
1,472 – Donnie Freeman
1,415 – Joe Hamilton
1,304 – Glen Combs
1,288 – Ron Boone
987 – Manny Leaks

3-PT FG MADE

260 – Glen Combs
216 – Joe Hamilton
116 – Rich Jones
44 – Ron Boone
31 – George Gervin
30 – Charles Beasley
28 – Steve Jones
22 – John Beasley
20 – Skeeter Swift
19 – Tom Hagan

FT MADE

1,732 – James Silas
1,194 – Rich Jones
1,147 – John Beasley
1,087 – Cincinnatus Powell
974 – Donnie Freeman
971 – Glen Combs
875 – Ron Boone
838 – George Gervin
735 – Joe Hamilton
716 – Charles Beasley

REBOUNDS

3,673 – John Beasley
3,137 – Rich Jones
2,123 – Swen Nater
2,047 – Cincinnatus Powell
1,782 – Coby Dietrick
1,763 – Manny Leaks
1,449 – George Gervin
1,362 – Goo Kennedy
1,324 – James Silas
1,138 – John Smith

ASSISTS

1,413 – James Silas
1,217 – Rich Jones
1,092 – Joe Hamilton
858 – Charles Beasley
744 – George Karl
716 – Coby Dietrick
695 – Glen Combs
693 – Ron Boone
662 – Donnie Freeman
514 – John Beasley

STEALS*

356 – James Silas
267 – George Gervin
238 – Coby Dietrick
221 – George Karl
158 – Rich Jones
123 – Mike Gale
91 – Larry Kenon
69 – Swen Nater
65 – Donnie Freeman
63 – Bird Averitt

PERSONAL FOULS

1,365 – Rich Jones
1,032 – Coby Dietrick
1,014 – John Beasley
1,013 – James Silas
820 – Joe Hamilton
779 – Cincinnatus Powell
777 – Goo Kennedy
701 – Ron Boone
681 – George Gervin
649 – Charles Beasley

TURNOVERS

912 – Rich Jones
896 – James Silas
791 – Ron Boone
653 – Cincinnatus Powell
584 – Glen Combs
541 – Charles Beasley
539 – John Beasley
530 – George Gervin
473 – Coby Dietrick
473 – Joe Hamilton

BLOCKED SHOTS*

291 – George Gervin
253 – Billy Paultz
236 – Coby Dietrick
135 – Swen Nater
49 – James Silas
45 – Rich Jones
43 – Larry Kenon
40 – Mike Gale
30 – Mark Olberding
20 – George Karl

*Steals and Blocked Shots were not recorded until the 1973-74 season

*SPURS / CHAPARRALS ABA ALL-TIME PLAYOFF LEADERS

GAMES

27 – Rich Jones
25 – John Beasley
23 – Charles Beasley
21 – Cincinnatus Powell
20 – Coby Dietrick
20 – George Gervin
17 – George Karl
16 – Bob Bedell
14 – Donnie Freeman
14 – James Silas

FG ATTEMPTED

414 – George Gervin
366 – Cincinnatus Powell
365 – John Beasley
303 – Rich Jones
262 – Glen Combs
259 – Donnie Freeman
218 – Charles Beasley
202 – James Silas
182 – Ron Boone
169 – Swen Nater

3-PT FG ATTEMPTED

60 – Glen Combs
23 – Joe Hamilton
23 – Rich Jones
18 – Charles Beasley
16 – George Gervin
13 – John Beasley
12 – Ron Boone
12 – Levern Tart
9 – Bob Bedell
6 – Cincinnatus Powell

REBOUNDS

280 – John Beasley
236 – Cincinnatus Powell
200 – George Gervin
181 – Swen Nater
168 – Rich Jones
149 – Manny Leaks
108 – Coby Dietrick
80 – Larry Kenon
78 – Bob Bedell
72 – 2 tied

POINTS

538 – George Gervin
458 – Cincinnatus Powell
446 – John Beasley
302 – Glen Combs
295 – Rich Jones
270 – Donnie Freeman
264 – Charles Beasley
247 – James Silas
207 – Ron Boone
193 – Swen Nater

FG PCT. (50 MADE)

.543 – Coby Dietrick (70-129)
.515 – Swen Nater (87-169)
.490 – John Beasley (179-365)
.490 – George Gervin (203-414)
.466 – Larry Kenon (61-131)
.462 – Ron Boone (84-182)
.460 – James Silas (93-202)
.455 – Manny Leaks (76-167)
.454 – Charles Beasley (99-218)
.451 – Cincinnatus Powell (165-366)

FT MADE

128 – George Gervin
127 – Cincinnatus Powell
85 – John Beasley
65 – Glen Combs
63 – Charles Beasley
61 – James Silas
44 – Rich Jones
40 – Manny Leaks
38 – Donnie Freeman
36 – 2 tied

ASSISTS

92 – James Silas
81 – Ron Boone
80 – Charles Beasley
62 – Rich Jones
56 – Cincinnatus Powell
50 – Mike Gale
48 – Glen Combs
46 – George Gervin
45 – Coby Dietrick
45 – George Karl

FG MADE

203 – George Gervin
179 – John Beasley
165 – Cincinnatus Powell
123 – Rich Jones
116 – Donnie Freeman
111 – Glen Combs
99 – Charles Beasley
93 – James Silas
87 – Swen Nater
84 – Ron Boone

3-PT FG MADE

15 – Glen Combs
6 – Joe Hamilton
5 – Rich Jones
4 – George Gervin
3 – Charles Beasley
3 – John Beasley
3 – Ron Boone
2 – Maurice McHartley
2 – Levern Tart
2 – Henry Ward

FT ATTEMPTED

157 – Cincinnatus Powell
152 – George Gervin
99 – John Beasley
82 – James Silas
79 – Glen Combs
78 – Charles Beasley
65 – Rich Jones
53 – Donnie Freeman
53 – Manny Leaks
48 – Maurice McHartley

STEALS*

24 – Mike Gale
24 – James Silas
16 – George Karl
15 – Coby Dietrick
15 – George Gervin
12 – Rich Jones
5 – Allan Bristow
5 – Larry Kenon
4 – Swen Nater
3 – 2 Tied

BLOCKED SHOTS*

30 – George Gervin
20 – Coby Dietrick
16 – Billy Paultz
11 – Swen Nater
10 – Mike Gale
6 – Rich Jones
4 – Bird Averitt
4 – Larry Kenon
2 – 4 Tied

TURNOVERS


76 – Cincinnatus Powell
48 – Rich Jones
47 – Charles Beasley
47 – George Gervin
43 – John Beasley
42 – Ron Boone
41 – Maurice McHartley
39 – James Silas
38 – Glen Combs
38 – Coby Dietrick

PERSONAL FOULS

102 – Rich Jones
78 – John Beasley
73 – Cincinnatus Powell
72 – George Gervin
71 – Coby Dietrick
66 – Charles Beasley
52 – Ron Boone
51 – Maurice McHartley
45 – Bob Bedell
45 – James Silas

*Steals and Blocked Shots were not recorded until the 1973-74 season

1973-74 RECAP



Swen Nater

RECORD

45-39 (27-15 home: 18-24 road)
Third in Western Division

HONORS

Swen Nater, ABA Rookie of the Year
Swen Nater, All-ABA Second Team
Swen Nater, ABA All-Star
Rich Jones, ABA All-Star
Swen Nater, ABA FG Percentage Leader
Jack Ankersen, ABA Executive of the Year

PLAYOFFS

Lost to Indiana, First Round 4-3

SPURS LEADERS

Scoring: George Gervin 19.4 ppg
Rebounding: Swen Nater 13.6 rpg
Assists: James Silas 3.8 apg


Head Coach: Tom Nissalke
Assistant: Rudy Davalos

1973-74 SEASON NOTES

- The San Antonio Spurs were formed in the summer of 1973 when the Dallas Chaparrals of the ABA were sold to a group of San Antonio investors and moved to the Alamo City.
- Original ownership group was made up of 27 individuals, led by John Schaefer, Red McCombs, Art Burdick and Angelo Drossos.
- The first game in franchise history was a 121-106 loss to the San Diego Conquistadors on 10/10/73 in front of 5,879 fans in the HemisFair Arena ... the Spurs starting five was Rich Jones, Goo Kennedy, Bob Netolicky, Joe Hamilton and James Silas.
- In November the Spurs obtained Swen Nater from the Virginia Squires in exchange for cash and draft picks ... Nater was the Spurs leading rebounder in both 1973-74 and 1974-75.
- On 1/30/74 - in perhaps the biggest move in franchise history - the Spurs purchased George Gervin from

1973-74 SPURS FINAL STATISTICS (45-39)

PLAYER	G	MIN	2-POINT			3-POINT			REBOUNDING									SCORING	
			FGM-FGA	PCT.		FGM-FGAPCT.	FTM-FTAPCT.		OFF	DEF	TOT	AVG.	AST	TO	PF	BLK	STL	PTS	AVG.
Gervin	25	783	185-389	.476		0-6	.000	116-136	.853	62	144	206	8.2	45	64	98	34	26	486 19.4
Silas	84	3096	486-1016	.478		0-1	.000	349-420	.831	83	260	343	4.1	319	220	256	8	90	1321 15.7
Jones	78	2843	497-1129	.440		13-46	.283	186-241	.772	170	411	581	7.5	268	145	273	13	70	1219 15.6
Nater	62	2001	383-694	.552		0-1	.000	134-181	.740	248	596	844	13.6	112	153	177	48	26	900 14.5
Hamilton	43	1415	209-498	.420		19-86	.221	92-110	.836	27	89	116	2.7	162	82	92	1	51	567 13.2
Netolicky	19	488	100-195	.513		0-0	.000	29-46	.630	43	58	101	5.3	44	34	21	11	7	229 12.1
Averitt	74	1639	334-862	.387		9-50	.180	156-224	.696	44	77	121	1.6	132	137	166	6	63	851 11.5
Karl	74	1339	228-480	.475		8-22	.364	94-113	.832	41	85	126	1.7	160	92	161	10	65	574 7.8
Diétrick	84	2142	251-566	.443		0-3	.000	81-114	.711	200	332	532	6.3	253	151	285	50	89	583 6.9
Chambers	38	579	94-206	.456		0-0	.000	36-48	.750	37	66	103	2.7	42	28	74	3	11	224 5.9
Kennedy	76	1440	194-352	.551		0-0	.000	60-87	.690	121	266	387	5.1	83	79	240	15	59	448 5.9
Brown	2	26	5-6	.833		0-0	.000	0-0	.000	3	3	6	3.0	1	2	4	0	0	10 5.0
Terry	61	1093	131-292	.449		1-2	.500	36-41	.878	67	99	166	2.7	72	33	139	5	18	301 4.9
Hill	60	837	112-233	.481		0-11	.000	45-62	.726	59	113	172	2.9	62	63	145	16	13	269 4.5
Warren	36	486	61-133	.459		0-1	.000	32-35	.914	26	35	61	1.7	38	30	40	5	9	154 4.3
Swift	16	153	22-55	.400		1-12	.083	16-20	.800	5	11	16	1.0	15	13	26	0	3	63 3.9
SPURS	84		3292-7106	.463		51-241	.212	1462-1878	.778	1236	2645	3881	46.2	1808	1326	2197	225	600	8199 97.6
OPPONENTS	84		3042-6592	.461		107-372	.288	1721-2268	.759	1054	2557	3611	43.0	1764	1383	1970	409	601	8126 96.7



George Gervin

RECORD

51-33 (32-10 home; 19-23 road)
Second in Western Division

HONORS

George Gervin, All-ABA Second Team
Swen Nater, All-ABA Second Team
James Silas, All-ABA Second Team
George Gervin, ABA All-Star
Swen Nater, ABA All-Star
James Silas, ABA All-Star
Swen Nater, ABA Rebounding Title

PLAYOFFS

Lost to Indiana, First Round, 4-2

SPURS LEADERS

Scoring: George Gervin 23.4 ppg
Rebounding: Swen Nater 16.4 rpg
Assists: James Silas 4.9 apg

Head Coach: Tom Nissalke/Bob Bass
Assistant: Rudy Davalos


1974-75 SEASON NOTES

- The City of San Antonio hosted the 1975 ABA All-Star Game ... a crowd of 10,449 was on hand in the HemisFair Arena as the East beat the West 151-124 on 1/28/75 ... the Western squad featured three Spurs – George Gervin, Swen Nater and James Silas.
- During the off-season Angelo Drossos was named Executive Vice President and Chief Operating Officer and John Begzos was named the Spurs General Manager.
- On 12/13/74 the Spurs hired Bob Bass as their head coach, replacing Tom Nissalke.
- George Gervin established himself as a true star ... during the regular season he was seventh in the ABA in scoring, averaging 23.4 ppg, and was also among league leaders in rebounds and blocks ... Gervin was named to the All-ABA Second Team and appeared in his second ABA All-Star Game ... but Gervin's big breakthrough came in the postseason when Bob Bass moved Iceman from small forward to two-guard ... Gervin averaged 34.0 ppg in the series vs. Indiana and the rest, as they say, is history.
- On 2/5/75 George Gervin scored 51 points as the Spurs beat Memphis 143-119 ... Gervin's 51 points that night is the Spurs franchise record for the most points scored in an ABA game.

1974-75 SPURS FINAL STATISTICS (51-33)

PLAYER	G	MIN	2-POINT			3-POINT			REBOUNDING									SCORING
			FGM-FGA	PCT.	FTM-FTA	PCT.	FGM-FGA	PCT.	OFF	DEF	TOT	AVG.	AST	TO	PF	BLK	STL	
Gervin	84	3113	767-1600	.479	17-55	.309	380-458	.830	247	450	697	8.3	207	249	295	138	131	1965 23.4
Jones	83	3097	636-1430	.445	13-50	.260	287-374	.767	247	398	645	7.8	270	210	297	32	88	1598 19.3
Silas	82	3105	578-1134	.510	0-2	.000	430-486	.885	73	237	310	3.8	398	230	232	17	111	1586 19.3
Freeman	77	2381	453-1007	.450	0-5	.000	289-352	.821	107	77	184	2.4	202	131	169	15	65	1195 15.5
Nater	78	2713	495-913	.542	0-1	.000	185-246	.752	369	910	1279	16.4	97	185	240	87	43	1175 15.1
Karl	82	1629	257-511	.503	4-23	.174	137-177	.774	47	108	155	1.9	334	158	207	7	96	663 8.1
Dietrick	82	1724	220-440	.500	2-4	.500	76-99	.768	191	333	524	6.4	168	117	266	55	82	522 6.4
Warren	71	992	125-258	.484	2-7	.286	77-91	.846	42	70	112	1.6	91	68	109	9	35	333 4.7
Terry	79	1186	145-305	.475	3-8	.375	39-53	.736	77	140	217	2.8	69	37	146	3	37	338 4.3
Franklin	24	179	32-84	.381	0-1	.000	15-23	.652	39	43	82	3.4	10	18	37	2	3	79 3.3
Love	12	64	13-30	.433	0-0	.000	3-4	.750	6	18	24	2.0	9	6	16	4	0	29 2.4
Temple	24	102	17-40	.425	0-1	.000	8-10	.800	14	17	31	1.3	15	12	29	4	4	42 1.8
SPURS	84		3738-7752	.482	41-157	.261	1926-2373	.812	1459	2801	4260	50.7	1870	1421	2043	373	695	9525 113.4
OPPONENTS	84		3619-7513	.482	112-396	.283	1599-2129	.751	1316	2570	3886	46.3	2082	1392	2157	447	698	9173 109.2

1975-76 RECAP



James Silas

RECORD

50-34 (30-12 home: 20-22 road)
Third in ABA

HONORS

James Silas, All-ABA First Team
George Gervin, All-ABA Second Team
George Gervin, ABA All-Star
Larry Kenon, ABA All-Star
Billy Paultz, ABA All-Star
James Silas, ABA All-Star

PLAYOFFS

Lost to New York, First Round, 4-3

SPURS LEADERS

Scoring: James Silas 23.8 ppg
Rebounding: Larry Kenon 11.0 rpg
Assists: James Silas 5.4 apg

Head Coach: Bob Bass
Assistant: Rudy Davalos

1975-76 SEASON NOTES

- The Spurs made a pair of big moves prior to the start of the season ... on 6/3/75 the Spurs sent Swen Nater to the New York Nets for Larry Kenon ... in a related move on the same day the Spurs obtained Mike Gale from the Nets for cash ... then on 9/8/75 the Spurs sent Chuck Terry, Rich Jones, Bobby Warren and Kim Hughes to the Nets in exchange for Billy Paultz ... the moves paid off as both Kenon and Paultz were ABA All-Stars during the 1975-76 campaign.
- James Silas – the Spurs leading scorer and playmaker during the season – broke his right ankle in the first game of their playoff series with the Nets ... the injury put a damper on a great season for Silas ... he was the first Spur ever named to the All-ABA First Team ... he finished the season ranked sixth in the ABA in scoring, fourth in FG percentage, fourth in FT percentage, fifth in assists and ninth in steals.
- The Spurs ranked second in the ABA in attendance, averaging 8,003 fans per game ... the highlight was a then-record crowd of 11,717 who watched a 112-109 loss to the Nets on 11/15/75.
- As a team the Spurs shot an incredible .815 (1,905-2,337) from the free throw line during the 1975-76 season ... five Spurs shot .800 or better from the line ... James Silas led the way with a .872 mark, George Gervin shot .862, Allan Bristow had a .848 mark, Coby Dietrick was .829 and Mike Gale shot an even .800.

1975-76 SPURS FINAL STATISTICS (50-34)


			2-POINT		3-POINT		REBOUNDING									SCORING					
PLAYER	G	MIN	FGM-FGA	PCT.	FGM-FGAPCT.	FTM-FTAPCT.	OFF	DEF	TOT	AVG.	AST	TO	PF	BLK	STL	PTS	AVG.				
Silas	84	3112	718-1381	.520	0-2 .000	564-647 .872	111	224	335	4.0	452	254	264	155	24	2000	23.8				
Gervin	81	2748	692-1357	.510	14-39 .359	342-397 .862	179	367	546	6.7	201	217	283	110	119	1768	21.8				
Kenon	81	2920	646-1343	.481	0-1 .000	221-283 .781	287	602	889	11.0	151	243	173	89	43	1513	18.7				
Paultz	83	2958	566-1122	.505	0-1 .000	238-322 .739	210	652	862	10.4	340	231	231	61	253	1370	16.5				
Olberding	70	1601	233-462	.504	0-0 .000	161-204 .789	149	276	425	6.1	124	114	197	40	30	627	9.0				
Bristow	47	882	125-270	.463	0-1 .000	78-92 .848	68	106	174	3.7	120	63	81	24	2	328	7.0				
Gale	78	1776	227-495	.459	3-17 .177	64-80 .800	48	159	207	2.7	246	143	145	124	40	527	6.8				
Dietrick	81	1467	199-396	.503	1-7 .143	68-82 .829	109	240	349	4.3	160	112	257	67	43	469	5.8				
Karl	75	1200	150-326	.460	0-9 .000	81-106 .764	13	53	66	0.9	250	108	149	60	3	381	5.1				
Ward	61	688	148-310	.477	6-23 .261	16-27 .593	45	95	140	2.3	35	45	99	16	10	330	5.4				
Owens	39	538	90-182	.495	0-0 .000	46-60 .767	54	101	155	4.0	41	29	97	3	13	226	5.8				
Others	42	349	67-173	.387	2-13 .154	26-37 .703	32	44	76	1.8	29	17	58	9	3	166	4.0				
SPURS			84		3861-7817	.494	26-113	.230	1905-2337	813	1305	2919	4224	50.3	2149	1576	2034	758	583	9705	115.5
OPPONENTS			84		3638-7701	.472	122-420	.291	1720-2254	763	1313	2525	3838	45.7	2029	1475	2120	827	457	9362	111.5



YEAR-BY-YEAR
RECAPS



1976-77 RECAP



Larry Kenon

RECORD

44-38 (31-10 home: 13-28 road)
Third in Central Division

HONORS

George Gervin, All-NBA Second Team
George Gervin, NBA All-Star

PLAYOFFS

Lost to Boston, First Round, 2-0

SPURS LEADERS

Scoring: George Gervin 23.1 ppg
Rebounding: Larry Kenon 11.3 rpg
Assists: Mike Gale 5.8 apg

Head Coach: Doug Moe

Assistant: Bob Bass

1976-77 SEASON NOTES

- On June 17, 1976, the Spurs were officially accepted into the NBA along with three other ABA franchises – Denver, Indiana and the New York Nets.
- New Head Coach Doug Moe, and the rest of the Spurs, were forced to start their first NBA season without James Silas, who injured his knee in the preseason ... Silas returned later in the season but appeared in just 22 games due to the injury.
- The Spurs played their first NBA game on 10/22 in Philadelphia ... a crowd of 17,196 Sixers fans were on hand to witness the Spurs claim a 121-118 win ... Billy Paultz led the Spurs with 27 points ... also making his NBA debut that evening was Dr. J.
- The Spurs finished as the top-scoring team in the NBA, averaging 115.0 points per game ... George Gervin and Larry Kenon led the Spurs high-speed attack ... Gervin finished ninth in the NBA in scoring, averaging 23.1 ppg, and fourth in FG percentage, with a .544 mark, while Kenon was 12th in scoring, with 21.9 ppg, and 10th in rebounding, grabbing 11.3 rebounds per contest.

1976-77 SPURS FINAL STATISTICS (44-38)

PLAYER	G	MIN	FGM-FGA	PCT.	FTM-FTA	PCT.	REBOUNDING				AST	PF-DQ	STL	BLK	SCORING	
							OFF	DEF	TOT	AVG.					PTS	AVG.
Gervin	82	2705	726-1335	.544	443-532	.833	134	320	454	5.5	238	286-12	105	104	1895	23.1
Kenon	78	2936	706-1435	.492	293-356	.823	282	597	879	11.3	229	190-0	167	60	1705	21.9
Paultz	82	2694	521-1102	.473	238-320	.744	192	495	687	8.4	223	262-5	55	173	1280	15.6
Bristow	82	2017	365-747	.489	206-258	.798	119	229	348	4.2	240	195-1	89	2	936	11.4
Olberding	82	1949	301-598	.503	251-316	.794	162	287	449	5.5	119	277-6	59	29	853	10.4
Gale	82	2598	353-754	.468	137-167	.820	54	219	273	3.3	473	224-3	191	50	843	10.3
Silas	22	356	61-142	.430	87-107	.813	7	25	32	1.5	50	36-0	13	3	209	9.5
Calvin	35	606	93-237	.392	123-146	.842	11	20	31	0.9	104	58-0	23	1	309	8.8
Dietrick	82	1772	285-620	.460	119-166	.717	111	261	372	4.5	148	267-8	88	57	689	8.4
Dampier	80	1634	233-507	.460	64-86	.744	22	54	76	1.0	234	93-0	49	15	530	6.6
Nelson	4	57	7-14	.500	4-7	.571	2	5	7	1.8	3	9-0	2	0	18	4.5
Ward	27	171	34-90	.378	15-17	.882	10	23	33	1.2	6	30-0	6	5	83	3.1
Karl	29	251	25-73	.342	29-42	.690	4	13	17	0.6	46	36-0	10	0	79	2.7
D'Antoni	2	9	1-3	.333	1-2	.500	0	2	2	1.0	2	3-0	0	0	3	1.5
SPURS	82		3711-7657	.485	2010-2522	.797	1110	2550	3660	44.6	2115	1966-35	857	499	9432	115.0
OPPONENTS	82		3955-8075	.490	1512-2059	.734	1329	2687	4016	49.0	2159	2189-40	811	420	9382	114.4

44-38 (THIRD IN CENTRAL DIVISION)

DATE	OPPONENT	W-L	SCORE	REC.	ATT.	HI-SCORER	HI-REBOUNDER
OCTOBER RECORD: 2-4 (HOME: 1-1, ROAD: 1-3)							
10-22	@ Philadelphia	W	121-118	1-0	17,196	27-Paultz	9-Kenon
10-23	@ NY Knicks	L	98-117	1-1	13,512	20-Gervin	9-Paultz
10-26	@ Atlanta	L	114-122	1-2	4,575	23-Paultz	11-Paultz
10-27	PHOENIX	W	115-106	2-2	8,919	41-Kenon	12-Kenon
10-29	@ Kansas City	L	102-130	2-3	8,832	18-Gervin	12-Kenon
10-30	BOSTON	L	117-126	2-4	12,594	37-Gervin	11-Paultz
NOVEMBER RECORD: 9-5 (HOME: 8-0, ROAD: 1-5)							
11-3	@ Indiana	L	97-113	2-5	7,332	19-Gervin	11-Paultz
11-5	@ New Orleans	L	119-127	2-6	10,182	22-Paultz/Kenon	10-Kenon
11-6	INDIANA	W	113-94	3-6	6,532	27-Gervin	14-Paultz
11-9	SEATTLE	W	138-114	4-6	6,391	24-Kenon	8-Gervin
11-11	NY NETS	W	108-104	5-6	6,043	30-Gervin	10-Kenon
11-13	PORTLAND	W	113-101	6-6	9,113	32-Gervin	10-Bristow
11-16	BUFFALO	W	114-112	7-6	6,945	25-Kenon	14-Kenon
11-18	KANSAS CITY	W	129-104	8-6	7,776	25-Paultz	14-Kenon
11-20	@ Washington	L	103-109	8-7	12,640	33-Gervin	14-Kenon
11-23	@ Buffalo	W	122-115	9-7	8,178	34-Gervin	10-Paultz/Gervin
11-24	@ NY Nets	L	91-99	9-8	6,583	16-Kenon	12-Kenon
11-26	GOLDEN ST.	W	123-121	10-8	12,306	29-Kenon	15-Kenon/Paultz
11-27	@ Houston	L	116-125	10-9	8,126	30-Gervin	11-Dietrick
11-30	DETROIT	W	130-129	11-9	8,159	28-Kenon/Gervin	19-Kenon
DECEMBER RECORD: 7-7 (HOME: 6-2, ROAD: 1-5)							
12-2	@ Golden St.	L	116-124	11-10	10,649	26-Kenon	13-Paultz
12-3	@ Los Angeles	L	105-114	11-11	10,297	22-Kenon	18-Kenon
12-5	@ Phoenix	L	98-103 (OT)	11-12	8,235	20-Gervin	19-Kenon
12-8	ATLANTA	L	106-117	11-13	8,593	25-Bristow	6-Olberding/Gervin
12-10	@ Milwaukee	W	136-120	12-13	10,526	23-Kenon	12-Kenon
12-11	NEW ORLEANS	W	121-106	13-13	8,857	30-Gervin	10-Olberding
12-14	NY KNICKS	W	111-98	14-13	8,687	28-Kenon/Paultz	10-Bristow/Dietrick
12-15	@ Indiana	L	102-116	14-14	6,404	22-Bristow/Paultz	12-Olberding
12-17	@ Chicago	L	101-103	14-15	7,148	22-Kenon	12-Kenon
12-18	@ Cleveland	L	105-106	14-16	10,056	24-Gervin	15-Kenon
12-21	GOLDEN ST.	W	123-120	15-16	9,264	27-Gervin	11-Paultz
12-23	WASHINGTON	W	118-116	16-16	8,491	26-Kenon	10-Kenon/Paultz
12-26	KANSAS CITY	W	110-105	17-16	5,342	29-Kenon	15-Kenon
12-29	PHILADELPHIA	W	127-116	18-16	12,367	29-Gervin	15-Kenon
JANUARY RECORD: 7-7 (HOME: 6-2, ROAD: 1-5)							
1-2	@ Denver	L	120-145	18-17	16,924	31-Gervin	15-Kenon
1-3	BUFFALO	W	142-109	19-17	6,527	24-Gervin	11-Kenon
1-5	DENVER	W	137-133	20-17	11,237	30-Gervin	10-Paultz/Gervin
1-7	@ Seattle	L	124-131	20-18	12,176	27-Gervin	15-Kenon
1-9	@ Portland	L	113-150	20-19	11,751	22-Gervin	10-Kenon
1-12	MILWAUKEE	L	121-127	20-20	10,096	26-Gervin	19-Paultz
1-14	LOS ANGELES	L	106-109	20-21	11,246	27-Gervin	15-Kenon
1-16	INDIANA	W	122-115	21-21	8,435	32-Kenon	13-Olberding
1-19	CHICAGO	W	115-107	22-21	7,568	36-Kenon	12-Kenon
1-21	@ Boston	L	90-103	22-22	13,065	22-Olberding	10-Kenon
1-23	PORTLAND	W	123-118	23-22	10,041	41-Gervin	7-Kenon
1-25	@ Phoenix	W	116-108	24-22	10,814	38-Kenon	21-Kenon
1-27	@ Portland	L	104-112	24-23	12,524	20-Kenon	12-Kenon
1-30	SEATTLE	W	126-118 (OT)	25-23	14,098	42-Gervin	9-Bristow/Kenon
FEBRUARY RECORD: 8-5 (HOME: 5-3, ROAD: 3-2)							
2-1	CLEVELAND	W	92-87	26-23	9,179	32-Gervin	14-Kenon
2-3	CHICAGO	L	98-107	26-24	7,839	33-Kenon	17-Kenon
2-6	NY KNICKS	W	119-96	27-24	10,411	24-Kenon	13-Paultz
2-8	@ Chicago	L	89-111	27-25	5,193	22-Paultz	9-Paultz/Gervin
2-9	@ Detroit	W	135-129	28-25	9,142	29-Kenon	12-Paultz
2-11	@ Houston	W	117-104	29-25	8,411	29-Gervin	8-Kenon/Paultz
2-15	SEATTLE	W	109-106 (OT)	30-25	7,781	33-Gervin	18-Kenon
2-17	HOUSTON	L	99-113	30-26	9,478	20-Gervin	7-Gervin
2-20	NEW ORLEANS	W	129-109	31-26	8,469	24-Dietrick	12-Dietrick
2-22	LOS ANGELES	W	135-103	32-26	10,966	25-Gervin	9-Olberding/Dietrick
2-24	MILWAUKEE	L	121-131	32-27	9,116	31-Gervin	11-Dietrick
2-26	@ Atlanta	L	111-119	32-28	5,210	26-Gervin	11-Olberding/Dietrick
2-27	@ New Orleans	W	135-118	33-28	8,320	31-Paultz	14-Paultz
MARCH RECORD: 10-6 (HOME: 6-2, ROAD: 4-4)							
3-1	@ NY Knicks	W	132-127	34-28	13,050	30-Kenon	10-Paultz
3-4	@ NY Nets	W	135-121	35-28	5,776	39-Kenon	10-Kenon
3-5	@ Buffalo	W	120-109	36-28	6,950	24-Paultz	12-Kenon
3-8	PHOENIX	W	122-115	37-28	10,011	29-Kenon/Gervin	11-Paultz
3-10	CLEVELAND	W	106-100	38-28	9,088	26-Paultz	14-Paultz
3-13	DETROIT	L	97-102	38-29	9,793	27-Gervin	14-Paultz
3-16	NY NETS	W	118-108	39-29	7,391	22-Olberding	13-Olberding
3-19	@ Cleveland	L	89-94	39-30	16,257	28-Kenon	13-Paultz
3-20	@ Washington	L	116-135	39-31	12,916	26-Gervin	10-Paultz
3-22	BOSTON	L	104-108	39-32	11,246	24-Kenon	18-Kenon
3-23	@ Denver	W	122-120	40-32	18,044	38-Gervin	17-Kenon
3-24	HOUSTON	W	118-112	41-32	10,434	28-Paultz	17-Kenon
3-25	@ Philadelphia	L	110-113	41-33	14,753	26-Kenon	14-Kenon
3-27	KANSAS CITY	W	139-129	42-33	8,549	43-Kenon	20-Kenon
3-29	WASHINGTON	W	122-116	43-33	10,391	31-Gervin	10-Kenon/Olberding
3-31	@ Golden St.	L	116-125	43-34	12,293	28-Gervin	12-Dietrick
APRIL RECORD: 1-4 (HOME: 1-1, ROAD: 0-3)							
4-1	@ Los Angeles	L	102-107	43-35	12,064	26-Kenon	13-Kenon
4-3	ATLANTA	L	103-111	43-36	8,561	28-Kenon	9-Kenon
4-6	PHILADELPHIA	W	131-109	44-36	11,246	31-Kenon	14-Kenon
4-9	@ Boston (in Hart)	L	105-120	44-37	10,859	20-Kenon	12-Kenon/Paultz
4-10	@ Milwaukee	L	125-133	44-38	7,689	31-Gervin	8-Kenon

1977-78 RECAP



Allan Bristow

RECORD

52-30 (32-9 home: 20-21 road)
First in Central Division

HONORS

George Gervin, NBA Scoring Title
George Gervin, All-NBA First Team
George Gervin, NBA All-Star
Larry Kenon, NBA All-Star
Angelo Drossos, NBA Executive of the Year

PLAYOFFS

Lost to Washington,
Eastern Conference Finals, 4-2

SPURS LEADERS

Scoring: George Gervin 27.2 ppg
Rebounding: Larry Kenon 9.5 rpg
Assists: Mike Gale 5.4 apg

Head Coach: Doug Moe
Assistant: Bob Bass

1977-78 SEASON NOTES

- During the summer of 1977, the roof at the HemisFair Arena was raised to accommodate 6,000 new seats.
- The Spurs got off to a slow start as injuries sidelined James Silas (knee), George Karl (knee) and Mike Gale (ankle) ... after starting 16-14 the Spurs got hot at midseason to claim their first NBA Division Title ... at one point, the Spurs posted 18 wins in a 22-game period.
- Both George Gervin and Larry Kenon were named starters in the 1978 NBA All-Star Game which was played in Atlanta on 2/5.
- George Gervin turned in one of the greatest single game performances in franchise history on 4/9 in New Orleans ... going into the final day of the season Gervin and David Thompson were battling for the NBA Scoring Title ... Thompson had played earlier in the day and appeared to claim the title as he poured in 73 points ... but Gervin wasn't ready to concede the title ... by halftime of the Spurs-Jazz game, Ice had 53 points - thanks to 33 points in the second quarter, which still stands as the most points ever scored in a single quarter ... the Spurs lost the game 153-132 but Gervin finished with 63 points and claimed his first of four NBA Scoring Titles.

1977-78 SPURS FINAL STATISTICS (52-30)

							REBOUNDING									SCORING		
PLAYER	G	MIN	FGM-FGA		PCT.	FTM-FTA	PCT.	OFF	DEF	TOT	AVG.	AST	PF-DQ	STL	TO	BLK	PTS	AVG.
Gervin	82	2857	864-1611	.536	504-607	.830	118	302	420	5.1	302	255-3	136	306	110		2232	27.2
Kenon	81	2869	698-1426	.489	276-323	.854	245	528	773	9.5	268	209-2	115	279	24		1672	20.6
Paultz	80	2479	518-979	.529	230-306	.752	172	503	675	8.4	213	222-3	42	167	194		1266	15.8
Gale	70	2091	275-581	.473	87-100	.870	57	166	223	3.2	376	170-2	159	176	25		637	9.1
Dampier	82	2037	336-660	.509	76-101	.752	24	98	122	1.5	285	84-0	87	95	13		748	9.1
Olberding	79	1773	231-480	.481	184-227	.811	104	269	373	4.7	131	235-1	45	118	26		646	8.2
Bristow	82	1481	257-538	.478	152-208	.731	99	158	257	3.1	194	150-0	69	146	4		666	8.1
Green	63	1132	195-427	.457	86-111	.775	108	196	304	4.8	66	167-1	24	83	87		476	7.6
Dietrick	79	1876	250-543	.460	89-114	.781	73	285	358	4.5	217	231-4	81	144	55		589	7.5
Eakins	16	251	30-52	.577	29-34	.853	17	29	46	2.9	17	46-0	3	24	10		89	5.6
Layton	41	498	85-168	.506	12-13	.923	4	28	32	0.8	108	51-0	21	59	4		182	4.4
Silas	37	311	43-97	.443	60-73	.822	4	19	23	0.6	38	29-0	11	30	1		146	3.9
Sims	12	95	10-26	.385	10-15	.667	5	8	13	1.1	20	16-0	3	19	0		30	2.5
Karl	4	30	2-6	.333	2-2	1.000	0	5	5	1.2	5	6-0	1	4	0		6	1.5
SPURS	82		3794-7594	.500	1797-2234	.804	1030	2594	3624	44.2	2240	1871-16	797	1650	553		9385	114.5
OPPONENTS	82		3808-8063	.472	1494-1996	.748	1345	2576	3921	47.8	2145	2059-25	837	1662	379		9110	111.1

1977-78 GAME-BY-GAME

52-30 (FIRST IN CENTRAL DIVISION)

DATE	OPPONENT	W-L	SCORE	REC.	ATT.	HI-SCORER	HI-REBOUNDER
OCTOBER RECORD: 4-3 (HOME: 2-0, ROAD: 2-3)							
10-19	BOSTON	W	114-109	1-0	10,466	39-Gervin	9-Kenon/Paultz
10-21	@ Golden St.	L	117-122	1-1	9,164	27-Paultz	11-Kenon/Olberding
10-22	@ Portland	L	116-130	1-2	12,666	26-Gervin	13-Kenon
10-23	@ Seattle	W	112-94	1-2	10,422	28-Kenon	18-Kenon
10-25	@ Los Angeles	L	107-109	2-3	9,756	28-Gervin	9-Kenon/Dietrick
10-29	LOS ANGELES	W	129-118	3-3	9,643	36-Kenon	14-Kenon
10-31	@ Phoenix	W	145-143	4-3	10,030	36-Gervin	15-Kenon
NOVEMBER RECORD: 8-7 (HOME: 5-3, ROAD: 3-4)							
11-1	GOLDEN ST.	L	97-108	4-4	8,761	22-Gervin	12-Kenon
11-3	PHOENIX	L	89-110	4-5	8,294	17-Gervin	14-Paultz
11-5	@ Buffalo	W	111-101	5-5	7,009	29-Gervin	12-Paultz
11-8	@ New York	L	117-123	5-6	13,474	35-Gervin	14-Kenon
11-9	@ Boston	W	129-114	6-6	11,268	27-Kenon	8-Kenon
11-11	@ Detroit	W	107-104	7-6	8,560	33-Gervin	6-Olberding/Bristow
11-12	ATLANTA	W	116-99	8-6	8,790	25-Kenon	8-Paultz
11-15	KANSAS CITY	W	113-107	9-6	8,251	23-Kenon	9-Kenon
11-17	BUFFALO	W	111-108	10-6	8,633	30-Kenon	13-Kenon
11-18	@ Denver	L	94-105	10-7	15,847	22-Gervin	12-Olberding
11-20	@ Phoenix	L	112-134	10-8	9,677	23-Gervin	11-Gervin
11-23	NEW JERSEY	W	132-119	11-8	8,690	35-Gervin	12-Kenon
11-26	MILWAUKEE	W	129-107	12-8	9,078	26-Gervin	12-Kenon/Paultz
11-29	PHILADELPHIA	L	117-129	12-9	10,001	25-Gervin	11-Kenon/Paultz
11-30	@ Washington	L	105-116	12-10	7,092	20-Gervin	13-Kenon
DECEMBER RECORD: 7-6 (HOME: 5-2, ROAD: 2-4)							
12-1	NEW YORK	W	120-116	13-10	8,112	29-Gervin	13-Kenon
12-3	NEW ORLEANS	W	133-118	14-10	9,411	25-Gervin	12-Kenon
12-7	@ New Jersey	W	125-122	15-10	2,637	38-Gervin	13-Kenon
12-9	@ Philadelphia	L	116-120	15-11	17,126	25-Kenon	11-Kenon
12-10	@ Chicago	L	119-121	15-12	15,483	30-Kenon	9-Kenon
12-14	CHICAGO	W	116-108	16-12	8,447	24-Gervin	9-Olberding
12-16	@ Atlanta	L	99-115	16-13	4,097	24-Paultz	9-Paultz
12-20	DETROIT	L	117-118	16-14	8,107	32-Gervin	7-Paultz
12-21	@ Milwaukee	L	92-116	16-15	9,569	16-Gervin/Kenon	12-Kenon
12-23	HOUSTON	W	107-101	17-15	9,155	25-Gervin	9-Kenon
12-25	@ New Orleans	W	115-105	18-15	10,367	31-Gervin	10-Paultz
12-27	INDIANA	L	89-96	18-16	9,331	25-Gervin	10-Paultz/Gervin
12-30	CLEVELAND	W	122-101	19-16	9,189	29-Gervin	12-Paultz
JANUARY RECORD: 11-2 (HOME: 6-1, ROAD: 5-1)							
1-4	DENVER	L	114-119	19-17	9,606	36-Gervin	7-Kenon
1-6	@ New Jersey	W	110-105	20-17	4,126	25-Gervin	10-Paultz
1-7	@ Cleveland	W	109-107 (OT)	21-17	13,720	30-Kenon	13-Kenon
1-11	MILWAUKEE	W	130-106	22-17	8,967	24-Kenon	13-Kenon/Green
1-13	@ Atlanta	W	98-92	23-17	6,360	37-Gervin	21-Kenon
1-14	@ Houston	L	93-104	23-18	11,163	25-Gervin	12-Kenon
1-17	SEATTLE	W	119-113	24-18	8,677	36-Gervin	14-Paultz
1-18	@ Indiana	W	109-96	25-18	9,873	23-Gervin	13-Paultz
1-20	INDIANA	W	112-82	26-18	9,803	19-Bristow	7-Olberding/Green
1-22	PORTLAND	W	114-125	27-18	11,489	34-Gervin	11-Paultz
1-25	BOSTON	W	113-103	28-18	10,381	37-Gervin	17-Kenon
1-29	@ Kansas City	W	127-113	29-18	8,227	42-Gervin	9-Kenon/Paultz
1-31	WASHINGTON	W	129-109	30-18	9,000	33-Gervin	12-Kenon
FEBRUARY RECORD: 7-5 (HOME: 5-1, ROAD: 2-4)							
2-2	NEW YORK	W	123-113	31-18	7,999	42-Gervin	8-Paultz
2-3	@ Chicago	L	107-110	31-19	14,119	37-Gervin	9-Paultz
2-9	HOUSTON	W	104-94	32-19	7,999	29-Paultz	12-Kenon
2-10	@ Houston	W	125-114	33-19	11,119	35-Gervin	7-Paultz/Gervin
2-11	@ Golden State	W	131-122 (OT)	34-19	13,237	37-Gervin	14-Paultz
2-14	@ Los Angeles	L	114-128	34-20	13,254	29-Gervin	11-Kenon
2-17	@ Philadelphia	L	116-125	34-21	18,276	30-Gervin	12-Paultz
2-18	CHICAGO	W	124-103	35-21	9,000	37-Gervin	12-Paultz/Kenon
2-21	PORTLAND	L	114-118 (OT)	35-22	9,100	22-Paultz	10-Paultz
2-23	ATLANTA	W	118-105	36-22	9,000	23-Gervin	8-Paultz/Gervin/Green
2-25	CLEVELAND	W	112-108	37-22	9,100	36-Gervin	12-Kenon
2-28	@ New York	L	123-138	37-23	12,938	27-Paultz	13-Green
MARCH RECORD: 12-5 (HOME: 6-2, ROAD: 6-3)							
3-1	@ Washington	L	110-125	37-24	8,425	34-Gervin	11-Paultz
3-2	BUFFALO	W	128-107	38-24	8,297	27-Gervin	8-Kenon/Green
3-5	NEW ORLEANS	W	98-97	39-24	9,081	28-Kenon	11-Paultz
3-7	NEW JERSEY	W	129-98	40-24	9,011	27-Kenon	10-Dietrick/Kenon
3-8	SEATTLE	L	94-95	40-25	9,113	41-Gervin	13-Kenon
3-11	WASHINGTON	W	116-101	41-25	9,465	33-Gervin	15-Kenon
3-14	@ Buffalo	L	115-123	41-26	5,029	33-Gervin	10-Paultz
3-15	@ Detroit	W	135-106	42-26	6,206	28-Gervin	9-Gervin
3-17	@ Portland	W	118-99	43-26	12,666	26-Kenon	10-Kenon
3-19	@ Seattle	L	98-116	43-27	14,098	18-Paultz/Gervin	9-Paultz
3-21	LOS ANGELES	W	109-105	44-27	9,712	20-Paultz	13-Paultz
3-23	DENVER	W	123-106	45-27	9,334	29-Kenon	11-Paultz
3-25	@ Kansas City	W	132-130	46-27	6,954	40-Gervin	7-Kenon/Paultz
3-28	GOLDEN ST.	L	94-108	46-28	9,363	24-Kenon	13-Dietrick
3-29	@ Indiana	W	106-91	47-28	10,548	20-Paultz/Gervin	13-Gervin
3-30	@ Cleveland	W	99-95	48-28	14,976	28-Gervin	15-Paultz
3-31	@ Boston	W	120-117	49-28	13,584	32-Kenon	10-Kenon
APRIL RECORD: 3-2 (HOME: 3-1, ROAD: 0-1)							
4-2	PHILADELPHIA	W	111-107	50-28	9,505	20-Kenon/Gervin	14-Kenon
4-4	PHOENIX	W	125-119	51-28	9,112	29-Kenon	14-Kenon
4-6	KANSAS CITY	W	123-116	52-28	9,234	25-Kenon	10-Kenon/Green
4-7	KANSAS CITY	L	102-108	52-29	10,938	22-Gervin	9-Green
4-9	@ New Orleans	L	132-153	52-30	8,336	63-Gervin	8-Paultz

1978-79 RECAP



Mike Gale

RECORD

48-34 (29-12 home: 19-22 road)
First in Central Division

HONORS

George Gervin, NBA Scoring Title
George Gervin, All-NBA First Team
George Gervin, NBA All-Star
Larry Kenon, NBA All-Star

PLAYOFFS

Defeated Philadelphia,
Eastern Conference Semifinals, 4-3
Lost to Washington,
Eastern Conference Finals, 4-3

SPURS LEADERS

Scoring: George Gervin 29.6 ppg
Rebounding: Larry Kenon 9.8 rpg
Assists: Mike Gale 4.6 apg

Head Coach: Doug Moe

Assistant: Bob Bass

1978-79 SEASON NOTES

- Point guard James Silas returned to the starting lineup after missing the majority of the previous two seasons due to a knee injury.
- The Spurs started the season with a bang, beating Milwaukee 153-111 in their home opener on 10/14.
- The Spurs beat the Cavaliers 117-101 on the final game of the season to edge out Houston to claim their second consecutive Central Division Title.
- George Gervin led the NBA in scoring for the second straight season, becoming the first guard ever to capture the NBA Scoring Title in back-to-back seasons.
- After beating the Sixers in the Eastern Conference Semifinals, the Spurs and Bullets matched-up in a memorable seven-game series in the Conference Finals ... the Spurs jumped out to a 3-1 series lead ... but Washington then won three straight games to claim the series 4-3.

1978-79 SPURS FINAL STATISTICS (48-34)

PLAYER	G	MIN					REBOUNDING										SCORING	
			FGM-FGA	PCT.	FTM-FTA	PCT.	OFF	DEF	TOT	AVG.	AST	PF-DQ	STL	TO	BLK		PTS	AVG.
Gervin	80	2888	947-1749	.541	471-570	.826	142	258	400	5.0	219	275-5	137	286	91		2365	29.6
Kenon	81	2947	748-1484	.504	295-349	.845	260	530	790	9.8	335	192-1	154	300	19		1791	22.1
Silas	79	2171	466-922	.505	334-402	.831	35	148	183	2.3	273	215-1	76	199	20		1266	16.0
Paultz	79	2122	399-758	.526	114-194	.588	169	456	625	7.9	178	204-4	35	157	125		912	11.5
Olberding	80	1885	261-551	.474	233-290	.803	96	333	429	5.4	211	282-2	53	163	18		755	9.4
Gale	82	2121	284-612	.464	91-108	.843	40	146	186	2.3	374	192-1	152	153	40		659	8.0
Green	76	1641	235-477	.493	101-144	.701	131	223	354	4.7	116	230-3	37	89	122		571	7.5
Dietrick	76	1487	209-400	.523	79-99	.798	88	227	315	4.1	198	206-7	72	92	38		497	6.5
Bristow	74	1324	174-354	.492	124-149	.832	80	167	247	3.3	231	154-0	56	108	15		472	6.4
Sanders	22	263	50-127	.394	32-41	.780	13	46	59	2.7	35	44-1	14	32	3		132	6.0
Dampler	70	760	123-251	.490	29-39	.744	15	48	63	0.9	124	42-0	35	39	8		275	3.9
Mosley	26	221	31-75	.413	23-38	.605	27	37	64	2.5	19	35-0	8	20	10		85	3.3
SPURS	82		3927-7760	.506	1926-2423	.795	1096	2619	3715	45.3	2313	2071-25	829	1652	509		9780	119.3
OPPONENTS	82		3798-7970	.477	1759-2343	.751	1297	2531	3828	46.7	2232	2168-41	788	1700	405		9355	114.1

48-34 (FIRST IN CENTRAL DIVISION)

DATE	OPPONENT	W-L	SCORE	REC.	ATT.	HI-SCORER	HI-REBOUNDER
OCTOBER RECORD: 5-4 (HOME: 3-1, ROAD: 2-3)							
10-13	@ Denver	L	117-118	0-1	14,009	38-Kenon	9-Kenon/Green
10-14	MILWAUKEE	W	153-111	1-1	11,897	37-Gervin	11-Sanders
10-17	@ Phoenix	W	110-107	2-1	8,755	39-Kenon	11-Kenon
10-18	@ San Diego	W	127-125	3-1	5,614	46-Gervin	9-Kenon
10-20	@ Seattle	L	117-133	3-2	20,172	37-Gervin	13-Paultz
10-22	@ Los Angeles	L	121-134	3-3	12,970	28-Kenon	12-Paultz
10-24	BOSTON	W	132-109	4-3	12,034	28-Gervin	5-Gervin/Sanders
10-28	DETROIT	W	150-126	5-3	10,767	43-Gervin	13-Kenon
10-31	GOLDEN STATE	L	138-139 (OT)	5-4	11,568	34-Gervin	9-Paultz
NOVEMBER RECORD: 5-7 (HOME: 3-3, ROAD: 2-4)							
11-1	@ Philadelphia	L	115-116	5-5	11,613	34-Gervin	8-Kenon
11-3	@ Boston	W	110-103	6-5	10,177	31-Gervin	10-Kenon
11-4	@ Washington	L	119-124	6-6	12,619	27-Gervin	11-Paultz
11-8	SAN DIEGO	W	163-125	7-6	11,358	38-Gervin	11-Paultz/Kenon
11-10	@ New Orleans	L	102-113	7-7	9,239	34-Gervin	10-Paultz
11-11	WASHINGTON	W	143-124	8-7	12,363	37-Kenon	17-Kenon
11-15	PHOENIX	L	119-125	8-8	10,489	28-Kenon	8-Kenon/Gervin
11-18	@ Houston	L	120-126	8-9	12,420	33-Kenon	16-Kenon
11-21	INDIANA	L	103-108	8-10	9,178	27-Kenon	15-Kenon
11-23	@ Milwaukee	W	116-114	9-10	10,938	34-Kenon	9-Kenon
11-25	NEW JERSEY	W	151-110	10-10	9,618	28-Gervin	12-Paultz
11-29	PHILADELPHIA	L	114-120 (OT)	10-11	12,368	35-Gervin	13-Paultz
DECEMBER RECORD: 12-4 (HOME: 6-1, ROAD: 6-3)							
12-2	DENVER	L	93-104	10-12	10,056	24-Kenon	9-Kenon
12-6	LOS ANGELES	W	112-111	11-12	10,186	27-Gervin	11-Olderding
12-8	@ Golden State	W	123-105	12-12	12,254	36-Gervin	13-Paultz
12-10	@ Seattle	L	99-112	12-13	13,847	19-Gervin	14-Paultz
12-12	@ Denver	L	103-107	12-14	13,448	34-Gervin	9-Paultz
12-13	NEW YORK	W	139-109	13-14	10,166	36-Kenon	17-Kenon
12-15	@ Indiana	W	125-113	14-14	7,951	22-Kenon/Paultz	13-Paultz
12-16	GOLDEN STATE	W	104-96	15-14	9,291	35-Gervin	20-Kenon
12-19	@ Cleveland	W	113-106	16-14	6,246	28-Silas	10-Paultz
12-20	CHICAGO	W	131-102	17-14	9,511	29-Gervin	14-Kenon
12-22	@ Chicago	W	103-92	18-14	10,735	33-Gervin	18-Paultz
12-23	@ Detroit	W	130-126	19-14	10,287	34-Gervin	10-Kenon/Green
12-26	ATLANTA	W	124-111	20-14	13,761	37-Kenon	14-Kenon
12-27	@ Atlanta	L	113-115	20-15	8,192	16-Gervin	14-Kenon
12-28	MILWAUKEE	W	112-103	21-15	11,583	36-Gervin	12-Kenon/Green
12-30	@ Philadelphia	W	100-94	22-15	15,567	28-Gervin	14-Paultz
JANUARY RECORD: 9-5 (HOME: 7-1, ROAD: 2-4)							
1-3	NEW ORLEANS	W	123-97	23-15	11,474	35-Kenon	17-Kenon
1-5	@ New Jersey	W	110-104	24-15	5,041	34-Gervin	14-Kenon
1-6	@ New York	L	105-108	24-16	15,932	35-Kenon	12-Kenon
1-9	DETROIT	W	116-114	25-16	13,959	32-Gervin	9-Dietrick
1-11	SAN DIEGO	W	140-111	26-16	11,008	52-Gervin	9-Dietrick
1-13	CLEVELAND	W	117-103	27-16	13,597	29-Gervin	9-Olderding
1-17	DENVER	W	119-101	28-16	15,219	30-Gervin	12-Kenon
1-19	@ Kansas City	L	113-115	28-17	12,334	31-Gervin	14-Kenon
1-20	PORTLAND	L	113-118	28-18	11,632	32-Gervin	10-Gervin
1-24	KANSAS CITY	W	124-95	29-18	11,903	20-Gervin	11-Kenon
1-26	SEATTLE	W	125-108	30-18	13,659	34-Gervin	12-Paultz
1-27	@ Atlanta	L	113-120	30-19	12,127	29-Kenon	15-Kenon
1-28	@ Indiana	L	110-123	30-20	8,962	31-Gervin	10-Kenon
1-30	@ Chicago	W	112-108 (OT)	31-20	7,589	30-Gervin/Silas	12-Paultz
FEBRUARY RECORD: 7-5 (HOME: 5-1, ROAD: 2-4)							
2-1	WASHINGTON	L	122-123	31-21	12,516	37-Gervin	13-Kenon
2-2	@ Phoenix	L	108-133	31-22	12,660	26-Silas	8-Paultz/Green/Mosley
2-6	@ Los Angeles	L	111-119 (OT)	31-23	11,225	31-Gervin	12-Gervin
2-7	@ San Diego	W	126-113	32-23	8,498	28-Gervin	12-Kenon
2-9	@ Portland	L	106-125	32-24	12,666	34-Gervin	9-Kenon/Green
2-11	@ Golden State	W	125-107	33-24	13,237	24-Silas	7-Olderding
2-14	BOSTON	W	149-119	34-24	11,131	32-Gervin	6-Kenon/Paultz/Gervin
2-16	PORTLAND	W	121-120 (OT)	35-24	15,523	30-Kenon	9-Kenon
2-18	@ Detroit	L	104-124	35-25	7,396	32-Gervin	9-Kenon
2-20	SEATTLE	W	118-102	36-25	11,765	38-Gervin	15-Kenon
2-25	HOUSTON	W	127-107	37-25	14,685	32-Gervin	14-Kenon
2-28	NEW YORK	W	135-112	38-25	9,821	33-Gervin	12-Kenon
MARCH RECORD: 6-8 (HOME: 3-5, ROAD: 3-3)							
3-2	KANSAS CITY	W	129-125 (OT)	39-25	14,067	32-Kenon	11-Gervin
3-4	@ Washington	L	128-129	39-26	17,181	34-Gervin	8-Kenon/Paultz
3-6	@ New Jersey	W	103-99	40-26	3,993	27-Gervin	11-Kenon
3-10	@ New York	W	111-110	41-26	11,893	31-Silas	12-Kenon
3-14	LOS ANGELES	W	125-112	42-26	14,376	34-Gervin	9-Bristow
3-15	@ New Orleans	L	122-124	42-27	5,302	30-Silas	8-Kenon/Paultz/Green
3-16	PHOENIX	L	122-128	42-28	14,864	37-Gervin	15-Kenon
3-18	@ Milwaukee	L	127-147	42-29	10,938	23-Gervin	8-Paultz
3-20	PHILADELPHIA	L	120-124	42-30	12,541	26-Gervin	10-Olderding
3-21	@ Kansas City	W	123-116	43-30	11,313	24-Gervin	12-Kenon
3-23	ATLANTA	L	108-115	43-31	13,471	25-Kenon	11-Kenon
3-25	INDIANA	L	113-121	43-32	9,938	27-Gervin	9-Paultz
3-28	NEW ORLEANS	W	122-94	44-32	9,537	24-Kenon	14-Olderding
3-30	HOUSTON	L	116-117	44-33	15,764	46-Gervin	11-Paultz
APRIL RECORD: 4-1 (HOME: 2-0, ROAD: 2-1)							
4-1	@ Boston	W	112-110	45-33	11,714	34-Gervin	15-Paultz
4-3	@ Cleveland	W	116-112	46-33	7,608	46-Gervin	8-Paultz/Green
4-4	NEW JERSEY	W	110-103	47-33	10,508	30-Gervin	15-Paultz/Kenon
4-7	@ Houston	L	106-123	47-34	15,676	21-Silas	9-Olderding
4-8	CLEVELAND	W	117-101	48-34	10,055	36-Kenon	8-Paultz/Kenon

1979-80 RECAP



Paul Griffin

RECORD

41-41 (27-14 home: 14-27 road)
Tied for second in Central Division

HONORS

George Gervin, NBA Scoring Title
George Gervin, All-NBA First Team
George Gervin, NBA All-Star
George Gervin, All-Star Game MVP

PLAYOFFS

Lost to Houston, First Round, 2-1

SPURS LEADERS

Scoring: George Gervin 33.1 ppg
Rebounding: Larry Kenon 9.9 rpg
Assists: James Silas 4.5 apg

Head Coach: Doug Moe/Bob Bass
Assistant: George Karl

1979-80 SEASON NOTES

- Prior to the season, the Spurs purchased the contract of Kevin Restani from Milwaukee ... the Spurs also obtained guard Johnny Moore from Seattle ... but Moore – who appeared in 519 regular season games with the Silver and Black – was released during the preseason and didn't see his first action with the Spurs until the 1980-81 season.
- The Spurs spent the entire season battling to stay above the .500 mark ... on 3/1 Bob Bass replaced Doug Moe as head coach.
- On 1/16 the Spurs sent Billy Paultz to Houston in exchange for John Shumate.
- Once again, George Gervin was the big gun for the Spurs ... he was named the MVP of the 1980 NBA All-Star Game as he had 34 points and 10 rebounds in the contest ... on 1/8 vs. Denver, Gervin exploded for 53 points, which is the most points ever scored in the HemisFair Arena, where the Spurs played from '73-74 through '92-93 ... and, of course, the Iceman won his third straight NBA Scoring Title, averaging a career-best 33.1 points per game.


1979-80 SPURS FINAL STATISTICS (41-41)

PLAYER	G	MIN	3-POINT				FTM-FTA	PCT.	REBOUNDING				AST	PF-DQ	STL	TO	BLK	SCORING	
			FGM-FGA	PCT.	FGM-FGA	PCT.			OFF	DEF	TOT	AVG.						PTS	AVG.
Gervin	78	2934	1024-1940	.528	32-102	.314	505-593	.852	154	249	403	5.2	202	208-0	110	254	79	2585	33.1
Kenon	78	2798	647-1333	.485	1-9	.111	270-345	.783	258	517	775	9.9	231	192-0	111	232	18	1565	20.1
Silas	77	2293	513-999	.514	0-4	.000	339-382	.887	45	122	167	2.2	347	206-2	61	192	14	1365	17.7
Shumate	27	777	138-263	.525	0-1	.000	115-147	.782	65	149	214	7.9	52	71-1	23	50	31	391	14.5
Restani	82	1966	369-727	.508	5-29	.172	131-161	.814	142	244	386	4.7	189	186-0	54	129	12	874	10.7
Olberding	75	2111	291-609	.478	0-3	.000	210-264	.795	83	335	418	5.6	327	274-7	67	180	22	792	10.6
Paultz	47	1213	189-381	.496	0-1	.000	66-100	.660	95	226	321	6.8	118	127-3	47	58	45	444	9.4
Gale	67	1474	171-377	.454	2-13	.154	97-120	.808	34	118	152	2.3	312	134-2	123	115	13	441	6.6
Griffin	82	1812	173-313	.553	0-0	.000	174-240	.725	154	284	438	5.3	250	306-9	81	131	53	520	6.3
Evans	79	1246	208-464	.448	12-42	.286	58-85	.682	29	78	107	1.4	230	194-2	60	128	9	486	6.2
Peck	52	628	73-169	.432	0-2	.000	34-55	.618	66	117	183	3.5	33	100-2	17	48	23	180	3.5
Davis	4	30	6-12	.500	0-0	.000	1-2	.500	2	4	6	1.5	0	8-0	1	3	0	13	3.3
Kiffin	26	212	32-96	.333	0-0	.000	18-25	.720	12	28	40	1.5	19	43-0	10	30	2	82	3.2
Norris	17	189	18-43	.419	0-0	.000	4-6	.667	10	33	43	2.6	6	41-1	3	19	12	40	2.4
Bassett	5	72	4-12	.333	0-0	.000	2-3	.667	4	11	15	3.0	10	13-0	3	5	0	10	2.0
SPURS	82		8856-7738	.498	52-206	.252	2024-2528	.801	1153	2515	3668	44.7	2326	2103-29	771	1589	333	9788	119.4
OPPONENTS	82		8000-7997	.500	88-288	.306	1731-2283	.758	1248	2472	3720	45.4	2537	2192-28	828	1513	457	9819	119.7

41-41 (TIED FOR SECOND IN CENTRAL DIVISION)

DATE	OPPONENT	W-L	SCORE	REC.	ATT.	HI-SCORER	HI-REBOUNDER
OCTOBER RECORD: 6-3 (HOME: 3-1, ROAD: 3-2)							
10-13	DETROIT	L	110-112	0-1	11,657	23-Kenon	11-Restani
10-16	@ Atlanta	W	118-116	1-1	6,030	30-Gervin	11-Gervin
10-19	@ Cleveland	L	124-141	1-2	3,552	47-Gervin	13-Kenon
10-20	CLEVELAND	W	129-127	2-2	13,043	29-Silas/Kenon	19-Kenon
10-23	BOSTON	W	129-120	3-2	12,893	28-Kenon/Gervin	10-Kenon
10-26	@ Detroit	W	129-113	4-2	12,104	41-Gervin	13-Restani
10-27	INDIANA	W	128-121	5-2	11,132	27-Kenon	15-Kenon/Paultz
10-30	@ Phoenix	L	109-142	5-3	11,489	18-Gervin	8-Kenon/Griffin
10-31	@ San Diego	W	130-123	6-3	7,044	33-Gervin	8-Griffin
NOVEMBER RECORD: 7-7 (HOME: 5-2, ROAD: 2-5)							
11-2	@ Seattle	L	107-117	6-4	21,618	18-Evans	9-Oldberding/Paultz
11-4	@ Portland	L	124-127 (OT)	6-5	12,666	32-Gervin	8-Kenon
11-6	NEW JERSEY	W	108-95	7-5	9,753	24-Gervin	12-Kenon
11-7	@ Boston	L	105-117	7-6	15,320	29-Gervin	8-Restani
11-9	@ Washington	L	116-125	7-7	14,223	37-Gervin	15-Kenon
11-10	@ New York	W	123-119	8-7	13,952	33-Gervin	17-Kenon
11-13	GOLDEN STATE	W	131-127 (OT)	9-7	9,945	47-Gervin	15-Paultz
11-15	NEW YORK	W	136-132	10-7	11,454	33-Gervin	12-Kenon
11-16	@ Philadelphia	W	106-105	11-7	16,535	33-Kenon	10-Oldberding/Paultz
11-18	@ New Jersey	L	105-107	11-8	5,246	23-Gervin	20-Kenon
11-20	PHILADELPHIA	L	114-118	11-9	12,843	22-Gervin	13-Kenon
11-23	WASHINGTON	W	128-108	12-9	12,256	35-Silas	14-Kenon
11-27	ATLANTA	L	120-143	12-10	10,459	39-Gervin	12-Kenon
11-30	PORTLAND	W	107-100	13-10	9,752	26-Gervin	9-Oldberding
DECEMBER RECORD: 6-9 (HOME: 4-2, ROAD: 2-7)							
12-1	@ Detroit	L	124-134	13-11	7,466	39-Kenon	10-Paultz
12-4	LOS ANGELES	L	121-127	13-12	12,731	36-Kenon	17-Kenon
12-5	@ Philadelphia	L	120-132	13-13	9,286	42-Gervin	14-Restani
12-7	@ Milwaukee	W	117-105	14-13	10,938	39-Gervin	11-Paultz
12-8	HOUSTON	W	138-129	15-13	10,213	37-Gervin	9-Gervin
12-11	@ Denver	L	121-127	15-14	14,443	41-Gervin	10-Kenon
12-13	@ Utah	L	114-144	15-15	7,122	34-Gervin	9-Griffin
12-15	@ Golden State	W	102-101	16-15	8,850	31-Gervin	10-Kenon
12-16	@ Los Angeles	L	119-121	16-16	12,389	43-Gervin	9-Kenon/Paultz
12-19	INDIANA	W	127-123	17-16	8,218	38-Gervin	12-Kenon
12-21	@ Boston	L	114-133	17-17	15,320	36-Gervin	8-Paultz/Gervin
12-22	DETROIT	W	141-112	18-17	8,879	26-Gervin	9-Griffin
12-26	@ Houston	L	110-143	18-18	11,138	30-Gervin	9-Griffin
12-27	PHILADELPHIA	L	114-118	18-19	14,831	46-Gervin	12-Oldberding
12-29	KANSAS CITY	W	127-125 (OT)	19-19	9,102	37-Kenon	12-Gervin
JANUARY RECORD: 10-6 (HOME: 8-2, ROAD: 2-4)							
1-1	@ New York	L	120-128	19-20	11,191	34-Silas	12-Kenon
1-2	PHOENIX	W	118-109	20-20	8,276	42-Gervin	11-Griffin
1-4	@ Kansas City	L	105-115	20-21	9,442	36-Gervin	15-Oldberding
1-5	BOSTON	W	119-111	21-21	15,812	24-Gervin	12-Kenon
1-8	DENVER	W	137-134	22-21	9,437	53-Gervin	12-Kenon
1-11	CLEVELAND	W	116-109	23-21	9,643	38-Gervin	12-Kenon
1-12	@ Atlanta	L	101-120	23-22	14,491	34-Gervin	11-Peck
1-13	ATLANTA	L	104-107	23-23	10,719	32-Gervin/Silas	17-Kenon
1-15	NEW JERSEY	W	123-119	24-23	8,285	37-Gervin	9-Griffin
1-17	@ Cleveland	L	112-116	24-24	6,690	42-Gervin	7-Kenon
1-19	WASHINGTON	W	130-117	25-24	11,309	42-Gervin	13-Restani
1-22	SAN DIEGO	W	129-109	26-24	10,049	30-Gervin	10-Shumate
1-23	@ Indiana	W	144-130	27-24	8,965	55-Gervin	11-Griffin/Shumate
1-25	SEATTLE	W	125-116	28-24	15,764	39-Gervin	14-Restani
1-27	ATLANTA	L	111-118	28-25	15,206	29-Shumate	14-Kenon
1-30	@ Houston	W	118-111	29-25	9,858	25-Gervin	14-Griffin
FEBRUARY RECORD: 4-8 (HOME: 3-3, ROAD: 1-5)							
2-5	NEW JERSEY	L	115-123	29-26	9,483	21-Shumate	12-Kenon
2-9	@ Indiana	L	127-131	29-27	12,537	30-Gervin	11-Kenon
2-10	UTAH	W	148-128	30-27	9,512	35-Gervin	13-Kenon
2-12	HOUSTON	L	118-120	30-28	10,829	41-Gervin	19-Kenon
2-14	NEW YORK	L	124-128	30-29	9,706	32-Gervin	9-Kenon
2-15	@ Chicago	W	131-124	31-29	8,076	28-Gervin	8-Gervin
2-17	MILWAUKEE	W	135-134	32-29	12,957	42-Gervin	11-Kenon
2-20	CHICAGO	W	125-117	33-29	12,498	24-Kenon	13-Kenon
2-22	@ Washington	L	117-123	33-30	14,249	29-Gervin	12-Kenon
2-24	@ New Jersey	L	123-129	33-31	7,768	41-Gervin	16-Kenon
2-27	@ Boston	L	125-130	33-32	15,320	35-Gervin	8-Oldberding
2-28	@ New York	L	124-133	33-33	10,398	28-Gervin	11-Kenon
MARCH RECORD: 8-8 (HOME: 4-4, ROAD: 4-4)							
3-2	CLEVELAND	L	119-123	33-34	11,112	39-Gervin	10-Oldberding/Shumate
3-4	BOSTON	L	108-137	33-35	12,206	26-Gervin	12-Kenon
3-7	NEW YORK	L	112-118	33-36	12,322	40-Gervin	9-Griffin
3-9	PHILADELPHIA	L	118-134	33-37	12,126	31-Gervin	13-Gervin
3-11	@ Washington	W	111-104	34-37	10,471	41-Gervin	13-Shumate
3-14	@ Detroit	W	113-102	35-37	7,581	29-Gervin	22-Shumate
3-15	@ Cleveland	L	98-100	35-38	7,986	22-Silas	12-Oldberding
3-16	@ New Jersey	W	120-107	36-38	6,703	33-Silas	8-Shumate/Peck
3-18	WASHINGTON	W	100-94	37-38	12,385	33-Gervin	13-Kenon
3-19	@ Philadelphia	W	105-99	38-38	11,927	33-Gervin	16-Oldberding
3-21	INDIANA	W	116-109	39-38	15,357	41-Gervin	9-Peck
3-23	@ Atlanta	L	95-103	39-39	11,557	36-Gervin	13-Oldberding
3-25	HOUSTON	W	126-107	40-39	14,236	24-Gervin	9-Gervin
3-26	@ Houston	L	101-113	40-40	11,247	20-Gervin	5-Kenon
3-28	@ Indiana	L	122-127	40-41	9,902	37-Gervin	11-Kenon
3-30	DETROIT	W	144-124	41-41	10,267	51-Kenon	12-Oldberding

1980-81 RECAP



Johnny Moore

RECORD

52-30 (34-7 home: 18-23 road)
First in Midwest Division

HONORS

George Johnson, NBA Blocked Shots Title
George Gervin, All-NBA First Team
George Gervin, NBA All-Star
George Johnson,
All-Defensive Second Team

PLAYOFFS

Lost to Houston,
Western Conference Semifinals, 4-3

SPURS LEADERS

Scoring: George Gervin 27.1 ppg
Rebounding: Dave Corzine 7.8 rpg
Assists: Johnny Moore 4.5 apg

Head Coach: Stan Albeck
Assistant: Morris McHone

1980-81 SEASON NOTES

- Prior to the season, the Spurs named Stan Albeck Head Coach.
- The Spurs, the Houston Rockets and the expansion Dallas Mavericks were all placed in the Midwest Division in the Western Conference.
- The Spurs were busy in the off-season ... draft picks Reggie Johnson and Michael Wiley were instant contributors for the Spurs ... after being waived the previous season, Johnny Moore was re-signed and led the team in assists in his first NBA season ... and finally, to add experience and size, the Spurs signed free agent George Johnson and obtained Dave Corzine in a trade with Washington.
- "The Bruise Brothers" were officially born on 12/30 as the Spurs handed out free posters which featured George Johnson, Dave Corzine, Kevin Restani, Paul Griffin, Mark Olberding and Reggie Johnson.
- George Johnson became the first Spur to win an NBA Blocked Shots title, averaging 3.39 blocks per game ... he put his name in the Spurs record-books on 2/24 vs. Golden State ... in the Spurs 131-126 win Johnson set a pair of Spurs franchise records – the most blocks in a game, with 13, and the most blocks in a half, with 11 in the second.


1980-81 SPURS FINAL STATISTICS (52-30)

			3-POINT						REBOUNDING										SCORING	
PLAYER	G	MIN	FGM-FGA	PCT.	FGM-FGA	PCT.	FTM-FTA	PCT.	OFF	DEF	TOT	AVG.	AST	PF-DQ	STL	TO	BLK	PTS	AVG.	
Gervin	82	2765	850-1729	.492	9-35	.257	512-620	.826	126	293	419	5.1	260	212-4	94	251	56	2221	27.1	
Silas	75	2055	476-997	.477	0-2	.000	374-440	.850	44	187	231	3.1	285	129-0	51	159	12	1326	17.7	
Olberding	82	2408	348-685	.508	1-7	.143	315-380	.829	146	325	471	5.7	277	307-6	75	202	31	1012	12.3	
Corzine	82	1960	366-747	.490	0-3	.000	125-175	.714	228	408	636	7.8	117	212-0	42	131	99	857	10.5	
R. Johnson	79	1716	340-682	.499	0-1	.000	128-193	.663	132	226	358	4.5	78	283-8	45	130	48	808	10.2	
Brewer	46	904	180-385	.468	0-4	.000	65-80	.813	21	32	53	1.2	93	53-0	27	54	25	425	9.2	
Shumate	22	519	56-128	.438	0-0	.000	53-73	.726	33	54	87	4.0	24	46-0	21	41	9	165	7.5	
Moore	82	1578	249-520	.479	1-19	.053	105-172	.610	58	138	196	2.4	373	178-0	120	154	22	604	7.4	
Restani	64	999	192-369	.520	3-8	.375	62-88	.705	71	103	174	2.7	81	103-0	16	68	14	449	7.0	
Griffin	82	1930	166-325	.511	0-0	.000	170-253	.672	184	321	505	6.2	249	207-3	77	132	38	502	6.1	
Wiley	33	271	76-138	.551	0-2	.000	36-48	.750	22	42	64	1.9	11	38-1	8	28	6	188	5.7	
Gale	35	636	86-164	.524	1-3	.333	19-26	.731	7	45	52	1.5	99	56-0	55	39	2	192	5.5	
G. Johnson	82	1935	164-347	.473	0-0	.000	80-109	.734	215	387	602	7.3	92	273-3	47	110	278	408	5.0	
Gerard	11	129	22-60	.367	0-1	.000	8-11	.727	17	21	38	3.5	9	17-0	7	8	3	52	4.7	
SPURS	82		3571-7276	.491	15-85	.176	2052-2668	.769	1304	2582	3886	47.4	2048	2114-25	685	1507	643	9209	112.3	
OPPONENTS	82		3581-7582	.472	45-168	.268	1766-2387	.740	1214	2177	3391	41.4	2206	2198-37	700	1422	481	8973	109.4	

52-30 (FIRST IN MIDWEST DIVISION)

DATE	OPPONENT	W-L	SCORE	REC.	ATT.	HI-SCORER	HI-REBOUNDER
OCTOBER RECORD:		10-2 (HOME: 5-0, ROAD: 5-2)					
10-10	@ Denver	W	113-112	1-0	10,027	19-Gervin	12-Corzine
10-11	@ Dallas	L	92-103	1-1	10,373	33-Gervin	12-Olberding
10-14	KANSAS CITY	W	109-103	2-1	9,876	39-Gervin	9-G. Johnson
10-16	@ Detroit	W	102-99	3-1	4,569	26-Gervin	7-Shumate
10-18	DALLAS	W	110-96	4-1	9,542	20-Gervin	10-Gervin
10-21	SAN DIEGO	W	123-120	5-1	7,821	31-Gervin	15-G. Johnson
10-23	GOLDEN STATE	W	128-109	6-1	11,531	25-Gervin	15-G. Johnson
10-25	@ San Diego	W	116-98	7-1	4,613	36-Gervin	13-Corzine
10-26	@ Los Angeles	W	108-102	8-1	11,906	25-Gervin	12-G. Johnson
10-28	PORTLAND	W	120-112	9-1	9,702	30-Gervin	10-G. Johnson
10-29	@ Utah	L	96-109	9-2	5,047	16-Olberding	15-G. Johnson
10-31	@ Seattle	W	112-96	10-2	12,368	26-Silas	6-Olberding/G.J./Corzine
NOVEMBER RECORD:		7-6 (HOME: 4-3, ROAD: 3-3)					
11-1	@ Golden State	L	108-123	10-3	10,015	42-Gervin	6-Olberding
11-5	PHOENIX	W	114-84	11-3	12,358	30-Silas	9-Olberding/Shumate
11-8	LOS ANGELES	W	112-109	12-3	16,114	30-Gervin	14-Corzine
11-11	INDIANA	L	113-119	12-4	11,282	38-Gervin	13-G. Johnson
11-12	@ Phoenix	L	127-130	12-5	12,660	31-Gervin	6-Shumate
11-13	@ San Diego	W	113-107	13-5	4,381	35-Gervin	7-R. Johnson
11-15	UTAH	W	120-104	14-5	13,612	23-Gervin	7-G. Johnson
11-18	@ Atlanta	L	93-97	14-6	9,654	35-Gervin	8-G.J./Gervin/Corzine
11-19	@ New Jersey	W	112-104 (OT)	15-6	6,974	38-Gervin	12-G. Johnson
11-22	PHILADELPHIA	L	101-108	15-7	15,362	34-Gervin	13-Olberding/G. Johnson
11-26	CHICAGO	W	125-122	16-7	9,561	27-Gervin	9-Gervin/Corzine
11-28	HOUSTON	L	115-124	16-8	12,636	28-Gervin	13-Olberding
11-29	@ Kansas City	W	106-104	17-8	8,380	29-Gervin	13-Corzine
DECEMBER RECORD:		9-6 (HOME: 6-1, ROAD: 3-5)					
12-2	PHOENIX	L	107-122	17-9	9,112	23-Gervin/Silas	9-Corzine
12-4	CLEVELAND	W	130-100	18-9	6,833	28-Gervin	16-Corzine
12-7	@ Portland	L	115-116	18-10	12,666	41-Gervin	10-G. Johnson
12-8	@ Seattle	L	99-104	18-11	12,633	23-Gervin	15-Corzine
12-9	@ Utah	W	115-90	19-11	5,808	31-Gervin	9-Griffin
12-11	KANSAS CITY	W	122-104	20-11	7,491	27-Silas	8-Gervin
12-13	DENVER	W	147-123	21-11	9,879	32-Gervin	10-Corzine
12-14	@ Milwaukee	L	98-115	21-12	11,052	19-Gervin	10-Griffin
12-16	@ Dallas	W	89-83	22-12	6,140	27-Gervin	15-G. Johnson
12-17	@ Houston	W	113-107	23-12	8,349	22-Moore	12-Corzine
12-19	GOLDEN STATE	W	126-111	24-12	9,442	33-Gervin	9-Gervin
12-21	@ Los Angeles	L	122-135	24-13	12,341	20-Gervin	7-G. Johnson/Corzine
12-25	@ Phoenix	L	111-131	24-14	12,660	32-Gervin	8-Gervin
12-27	UTAH	W	142-117	25-14	11,823	34-Gervin	10-G. Johnson/Corzine
12-30	SEATTLE	W	102-100	26-14	11,130	28-Gervin	12-G. Johnson
JANUARY RECORD:		8-6 (HOME: 6-0, ROAD: 2-6)					
1-2	LOS ANGELES	W	118-112	27-14	14,722	19-Silas	7-Corzine
1-3	@ Chicago	W	119-111	28-14	14,572	30-Gervin	9-Olberding
1-6	@ New York	W	113-108	29-14	13,381	33-Silas	8-Corzine
1-7	@ Philadelphia	L	102-135	29-15	10,999	25-Gervin	12-Corzine
1-9	PORTLAND	W	120-86	30-15	12,204	23-Silas	8-Griffin
1-11	WASHINGTON	W	137-106	31-15	8,032	33-Gervin	10-Griffin
1-14	NEW YORK	W	116-105	32-15	11,429	28-Gervin	13-Corzine
1-16	@ Boston	L	85-94	32-16	15,320	22-Moore	12-Corzine
1-17	@ Washington	L	93-103	32-17	10,614	28-Olberding	9-by 4 players
1-20	PHOENIX	W	119-112 (OT)	33-17	11,883	25-Silas	13-R. Johnson
1-21	@ Kansas City	L	108-115	33-18	7,627	25-Gervin	10-Corzine
1-24	@ Denver	L	115-129	33-19	10,729	24-Gervin	11-R. Johnson
1-25	@ Portland	L	100-118	33-20	12,666	26-Gervin	7-Olberding
1-29	NEW JERSEY	W	122-108	34-20	10,018	26-Gervin	10-Corzine
FEBRUARY RECORD:		10-4 (HOME: 8-1, ROAD: 2-3)					
2-3	DETROIT	W	102-99	35-20	8,616	25-Gervin	12-Griffin/Corzine
2-4	@ Denver	W	135-132	36-20	9,117	37-Gervin	11-Corzine
2-6	PORTLAND	W	122-96	37-20	11,342	32-Gervin	12-G. Johnson
2-8	DALLAS	W	102-98	38-20	8,918	27-Silas/Gervin	18-G. Johnson
2-11	@ Houston	L	89-108	38-21	8,295	19-Gervin	7-Gervin
2-12	ATLANTA	W	110-109	39-21	8,604	19-Silas/Olberding	9-G. Johnson
2-14	@ Dallas	W	107-99	40-21	9,826	28-Gervin	9-Gervin/Griffin
2-15	MILWAUKEE	W	110-108	41-21	11,236	33-Gervin	14-Corzine
2-17	BOSTON	L	116-128	41-22	13,847	49-Gervin	13-Corzine
2-19	@ Cleveland	L	104-118	41-23	5,574	32-Gervin	7-G. Johnson/Silas
2-20	@ Indiana	L	106-109	41-24	10,419	30-Gervin	11-Griffin
2-22	DENVER	W	133-129 (OT)	42-24	8,668	26-R. Johnson	14-Griffin
2-24	GOLDEN STATE	W	131-126	43-24	9,163	26-Gervin	9-G. Johnson
2-26	SEATTLE	W	123-113	44-24	10,865	35-Gervin	10-Corzine
MARCH RECORD:		8-6 (HOME: 5-2, ROAD: 3-4)					
3-1	HOUSTON	W	102-86	45-24	11,245	26-Gervin	10-Griffin/Corzine
3-4	KANSAS CITY	L	97-111	45-25	9,280	16-Moore	11-G. Johnson
3-6	@ Seattle	L	94-102	45-26	23,579	25-Olberding	12-Olberding
3-8	DALLAS	W	113-108	46-26	8,251	19-Silas	9-Corzine
3-10	@ Los Angeles	L	104-118	46-27	16,703	28-Gervin	9-G. Johnson/Gervin
3-14	@ San Diego	L	118-126	46-28	6,509	39-Gervin	10-Gervin
3-15	@ Golden State	W	114-112 (OT)	47-28	10,520	39-Gervin	13-Griffin
3-17	UTAH	W	94-86	48-28	11,234	23-Gervin	12-G. Johnson
3-20	@ Kansas City	W	114-110 (OT)	49-28	8,740	21-Silas	11-G. Johnson/Corzine
3-22	SAN DIEGO	W	107-99	50-28	10,156	29-Gervin	10-G. Johnson
3-24	DENVER	L	123-125	50-29	14,190	30-Gervin	12-Griffin
3-25	@ Houston	L	111-117	50-30	13,931	34-Silas	9-Johnson
3-26	@ Utah	W	98-97	51-30	6,319	21-Gervin	17-Corzine
3-29	HOUSTON	W	135-109	52-30	11,543	30-Gervin	10-Griffin

1981-82 RECAP



Dave Corzine

RECORD

48-34 (29-12 home: 19-22 road)
First in Midwest Division

HONORS

George Gervin, NBA Scoring Title
Johnny Moore, NBA Assists Title
George Gervin, All-NBA First Team
George Gervin, NBA All-Star
George Johnson, NBA Blocked Shots Title

PLAYOFFS

Defeated Seattle,
Western Conference Semifinals, 4-1
Lost to Los Angeles,
Western Conference Finals, 4-0

SPURS LEADERS

Scoring: George Gervin 32.3 ppg
Rebounding: Mike Mitchell 7.9 rpg
Assists: Johnny Moore 9.6 apg

Head Coach: Stan Albeck

Assistant: Morris McHone

1981-82 SEASON NOTES

- The end of an era came in June as the Spurs sent James Silas – the last original Spur and team captain – to Cleveland ... Silas spent nine years in San Antonio and is one of just six players in franchise history to have had their jersey retired.
- The Spurs started the season with a 9-1 mark and held the top spot in the Midwest Division the entire season.
- On 12/24 the Spurs obtained Mike Mitchell and Roger Phegley from Cleveland in exchange for Ron Brewer and Reggie Johnson.
- In a record-setting game on 3/6 the Spurs posted a 171-166 triple-overtime win over Milwaukee in the HemisFair Arena ... the 171 points by the Spurs is a club record for the most points scored in a game and the 337 points scored by both teams is the second highest combined point total in NBA history.
- Three different Spurs won individual statistical titles in the league ... George Gervin captured his fourth NBA scoring title, averaging 32.3 ppg ... George Johnson won his second consecutive blocked shots title, averaging 3.12 bpg ... and second-year guard Johnny Moore led the NBA in assists, averaging 9.6 assists per contest.


1981-82 SPURS FINAL STATISTICS (48-34)

			3-POINT						REBOUNDING										SCORING	
PLAYER	G	MIN	FGM-FGA	PCT.	FGM-FGA	PCT.	FTM-FTA	PCT.	OFF	DEF	TOT	AVG.	AST	PF-DQ	STL	TO	BLK	PTS	AVG.	
Gervin	79	2817	993-1987	.500	10-36	.278	555-642	.864	138	254	392	5.0	187	215-2	77	210	45	2551	32.3	
Mitchell	57	2090	524-973	.539	0-1	.000	148-202	.733	173	276	449	7.9	43	200-4	33	98	28	1196	21.0	
Brewer	25	595	182-361	.504	3-10	.300	77-88	.875	13	37	50	2.0	67	37-0	23	34	7	444	17.8	
Olberding	68	2098	333-705	.472	2-12	.167	273-338	.808	118	321	439	6.5	202	253-5	57	139	29	941	13.8	
R. Johnson	21	504	94-194	.485	0-0	.000	32-40	.800	43	94	137	6.5	20	67-0	7	26	16	220	10.5	
Corzine	82	2189	336-648	.519	1-4	.250	159-213	.746	211	418	629	7.7	130	235-3	33	139	126	832	10.1	
Banks	80	1700	311-652	.477	0-8	.000	145-212	.684	157	254	411	5.1	147	199-2	55	106	17	767	9.6	
Moore	79	2294	309-667	.463	1-21	.048	122-182	.670	62	213	275	3.5	762	254-6	163	175	12	741	9.4	
Bratz	81	1616	230-565	.407	46-138	.333	119-152	.783	40	126	166	2.0	438	183-0	65	139	11	625	7.7	
Phegley	54	617	129-293	.440	1-18	.056	49-64	.766	33	50	83	1.5	61	91-0	20	33	6	308	5.7	
Rains	49	637	77-177	.435	0-2	.000	38-64	.594	37	43	80	1.6	40	74-0	18	25	2	192	3.9	
Griffin	23	459	32-66	.485	0-0	.000	24-37	.649	29	66	95	4.1	54	67-0	20	40	8	88	3.8	
Yonakor	10	70	14-26	.538	0-0	.000	5-7	.714	13	14	27	2.7	3	7-0	1	2	2	33	3.3	
Lambert	21	271	26-58	.448	0-1	.000	13-14	.929	19	32	51	2.4	13	43-0	6	10	6	65	3.1	
G. Johnson	75	1578	91-195	.467	0-0	.000	43-64	.672	152	302	454	6.1	79	259-6	20	92	234	225	3.0	
Hayes	9	75	8-18	.444	0-0	.000	7-12	.583	7	10	17	1.9	4	17-0	1	2	2	23	2.6	
Restani	13	145	9-28	.321	0-1	.000	3-4	.750	8	27	35	2.7	7	16-0	1	6	4	21	1.6	
SPURS	82		3698-7613	.486	64-252	.254	1812-2335	.776	1253	2537	3790	46.2	2257	2217-28	600	1276	555	9272	113.1	
OPPONENTS	82		3566-7385	.483	58-199	.291	1893-2497	.758	1151	2434	3585	43.7	2036	2179-30	611	1352	429	9083	110.8	

48-34 (FIRST IN MIDWEST DIVISION)

DATE	OPPONENT	W-L	SCORE	REC.	ATT.	HI-SCORER	HI-REBOUNDER
OCTOBER RECORD:		2-0 (HOME: 1-0, ROAD: 1-0)					
10-30	@ Kansas City	W	113-102	1-0	11,010	35-Gervin	9-G. Johnson/Moore
10-31	DENVER	W	145-120	2-0	9,487	27-Gervin	14-Corzine
NOVEMBER RECORD:		8-5 (HOME: 5-1, ROAD: 3-4)					
11-3	@ Phoenix	L	88-111	2-1	10,888	35-Gervin	9-G. Johnson/Corzine
11-4	CLEVELAND	W	128-102	3-1	11,276	39-Brewer	10-R. Johnson/Griffin
11-7	NEW YORK	W	103-96	4-1	10,428	40-Brewer	12-Olberding
11-10	LOS ANGELES	W	128-102	5-1	11,365	44-Brewer	12-Corzine
11-13	@ Seattle	W	119-112	6-1	15,433	47-Gervin	10-Corzine
11-15	@ Portland	W	110-105	7-1	12,666	23-Gervin	14-G. Johnson
11-17	@ Dallas	W	112-105	8-1	7,858	38-Gervin	10-Banks/Corzine
11-18	SEATTLE	W	111-93	9-1	12,258	33-Gervin	10-G. Johnson
11-20	@ Los Angeles	L	116-136	9-2	17,505	30-Gervin	11-R. Johnson
11-21	@ Golden State	L	122-129	9-3	12,801	30-Gervin/Olberding	12-Corzine
11-25	LOS ANGELES	L	96-117	9-4	13,653	24-Gervin	7-G. Johnson
11-27	NEW JERSEY	W	114-86	10-4	10,249	29-Gervin	9-Gervin
11-29	@ Milwaukee	L	89-105	10-5	10,602	33-Gervin	15-G. Johnson
DECEMBER RECORD:		9-4 (HOME: 5-2, ROAD: 4-2)					
12-1	@ Washington	W	110-99	11-5	5,583	42-Gervin	13-R. Johnson
12-2	@ Philadelphia	W	108-101	12-5	15,015	31-Gervin	13-Corzine
12-4	PORTLAND	W	127-111	13-5	10,472	45-Gervin	10-Corzine
12-9	SEATTLE	W	110-99	14-5	8,334	25-Gervin	8-Gervin
12-11	@ Dallas	W	101-99	15-5	7,768	25-Brewer	6-G.J. Moore/Griffin
12-12	UTAH	W	111-97	16-5	9,842	40-Gervin	9-R. Johnson/G. Johnson
12-15	@ Utah	L	103-108	16-6	6,458	26-Gervin	12-R. Johnson/Corzine
12-18	PHOENIX	L	104-108	16-7	10,805	23-Gervin	15-Corzine
12-19	@ Denver	L	125-138	16-8	7,391	35-Gervin	9-Restani
12-23	@ San Diego	W	114-109	17-8	4,072	31-Gervin	11-Banks
12-26	ATLANTA	L	97-105	17-9	12,257	25-Gervin	15-Olberding
12-29	SAN DIEGO	W	119-107	18-9	9,843	46-Gervin	8-Olberding/Gervin
12-30	HOUSTON	W	109-104	19-9	11,246	42-Gervin	13-Gervin
JANUARY RECORD:		9-5 (HOME: 7-1, ROAD: 2-4)					
1-2	DENVER	W	148-133	20-9	9,263	38-Gervin	14-Corzine
1-5	@ Portland	L	110-115	20-10	12,666	47-Gervin	11-Johnson
1-6	@ Utah	L	115-130	20-11	4,836	30-Mitchell	10-Mitchell
1-7	@ Golden State	W	123-112	21-11	8,055	45-Gervin	11-Corzine
1-9	KANSAS CITY	W	113-100	22-11	10,656	26-Gervin/Mitchell	9-Corzine
1-12	DALLAS	W	127-109	23-11	6,823	23-Mitchell/Banks	8-Johnson
1-15	HOUSTON	W	128-90	24-11	11,936	32-Gervin	10-Corzine
1-16	@ Houston	L	99-116	24-12	15,157	26-Gervin	13-Banks/Corzine
1-19	@ Phoenix	L	96-108	24-13	11,251	27-Gervin	10-Mitchell
1-21	UTAH	W	123-104	25-13	7,279	29-Gervin	17-Olberding
1-22	@ Atlanta	W	115-107	26-13	8,573	29-Gervin	13-Corzine
1-23	INDIANA	L	98-107	26-14	10,236	27-Gervin/Moore	6-Olberding
1-26	PHILADELPHIA	W	103-95	27-14	14,165	36-Gervin	11-Corzine
1-28	KANSAS CITY	W	126-115	28-14	7,339	37-Gervin	11-Johnson/Corzine
FEBRUARY RECORD:		8-6 (HOME: 5-2, ROAD: 3-4)					
2-2	DALLAS	W	103-98	29-14	7,017	32-Gervin	10-Johnson
2-4	PHOENIX	W	118-112	30-14	10,838	39-Gervin	9-Johnson
2-5	@ Kansas City	L	102-109	30-15	7,505	25-Gervin	9-Johnson/Corzine
2-7	@ Golden State	L	111-116	30-16	10,777	38-Gervin	8-Mitchell/Olberding
2-9	WASHINGTON	L	110-112	30-17	10,146	42-Gervin	10-Corzine
2-12	@ Los Angeles	W	100-94	31-17	17,505	27-Gervin	13-Mitchell
2-14	SEATTLE	W	114-94	32-17	11,108	25-Olberding	16-Mitchell
2-17	DETROIT	W	126-112	33-17	8,736	49-Gervin	9-Corzine
2-19	@ Denver	W	126-121	34-17	11,918	38-Gervin	8-Corzine
2-20	SAN DIEGO	L	101-118	34-18	9,940	39-Gervin	8-Mitchell/Corzine
2-23	GOLDEN STATE	W	143-123	35-18	9,648	35-Gervin	7-Olber/Corzine/Banks
2-25	@ Detroit	W	119-116	36-18	11,368	40-Gervin	12-Olberding
2-26	@ Indiana	L	100-108	36-19	8,372	24-Gervin	9-Mitchell
2-28	@ Chicago	L	104-118	36-20	7,258	25-Gervin	10-Mitchell
MARCH RECORD:		8-8 (HOME: 4-4, ROAD: 4-4)					
3-2	@ Houston	W	119-117	37-20	15,676	38-Gervin	11-Mitchell
3-4	BOSTON	L	101-110	37-21	14,858	48-Gervin	6-Lambert/Corz. Moore
3-6	MILWAUKEE	W	171-166 (3OT)	38-21	11,764	50-Gervin	11-Mitchell
3-8	DALLAS	L	113-121	38-22	8,284	38-Gervin	11-Corzine
3-9	@ San Diego	L	127-138	38-23	5,016	40-Gervin	10-Mitchell
3-12	PORTLAND	L	108-112	38-24	10,696	26-Mitchell	11-Mitchell/Banks
3-14	CHICAGO	W	119-117	39-24	9,237	37-Gervin	11-Mitchell
3-16	@ New York	W	114-91	40-24	10,545	33-Gervin/Mitchell	18-Corzine
3-17	@ New Jersey	L	90-93	40-25	13,526	24-Gervin	9-Banks
3-19	@ Boston	L	100-134	40-26	15,320	31-Gervin	10-Johnson
3-20	@ Cleveland	W	115-102	41-26	8,125	41-Gervin	13-Johnson
3-23	SAN DIEGO	W	106-98	42-26	8,980	27-Gervin	8-Banks
3-24	@ Denver	L	115-129	42-27	14,425	25-Gervin	12-Mitchell
3-26	LOS ANGELES	W	110-105	43-27	14,815	41-Mitchell	12-Mitchell
3-27	@ Utah	W	114-110	44-27	7,272	47-Gervin	10-Gervin
3-30	GOLDEN STATE	L	107-113	44-28	11,298	34-Gervin	11-Mitchell
APRIL RECORD:		4-6 (HOME: 2-2, ROAD: 2-4)					
4-1	@ Portland	L	105-109	44-29	12,666	31-Mitchell	10-Johnson
4-2	@ Seattle	L	86-111	44-30	31,715	33-Gervin	11-Banks
4-4	HOUSTON	L	93-95	44-31	14,193	20-Gerv/Mitch/Olberding	11-Gervin
4-7	KANSAS CITY	W	118-113	45-31	8,759	40-Mitchell	10-Mitchell
4-10	@ Houston	L	100-105	45-32	15,676	38-Gervin	9-Olberding
4-11	@ Kansas City	W	126-121	46-32	4,929	34-Gervin	14-Corzine
4-13	DENVER	W	144-137	47-32	14,973	39-Gervin	18-Gervin
4-14	@ Phoenix	L	92-104	47-33	11,115	15-Mitchell/Gervin	10-Mitchell
4-16	@ Dallas	W	118-106	48-33	13,092	35-Gervin	6-Johnson/Moore
4-18	UTAH	L	128-120	48-34	9,741	16-Olberding/Gervin	12-Olberding

1982-83 RECAP



Gene Banks

RECORD

53-29 (31-10 home: 22-19 road)
First in Midwest Division

HONORS

George Gervin, All-NBA First Team
George Gervin, NBA All-Star
Artis Gilmore, NBA All-Star
Artis Gilmore, NBA FG Percentage Title
Mike Dunleavy,
NBA 3PT-FG Percentage Title

PLAYOFFS

Defeated Denver,
Western Conference Semifinals, 4-1
Lost to Los Angeles,
Western Conference Finals, 4-2

SPURS LEADERS

Scoring: George Gervin 26.2 ppg
Rebounding: Artis Gilmore 12.0 rpg
Assists: Johnny Moore 9.8 apg

Head Coach: Stan Albeck
Assistant: Morris McHone

1982-83 SEASON NOTES

- The Spurs made a big off-season deal sending Mark Olberding and Dave Corzine to Chicago in exchange for Artis Gilmore ... in his first season with the Spurs, Gilmore averaged 18.0 points and 12.0 rebounds per game ... he was named to the 1983 All-Star Team and led the NBA in FG percentage with a .626 (556-888) mark.
- George Gervin scored his 20,000th professional point on 11/13 vs. Seattle.
- The Spurs claimed their third straight Midwest Division Title and made their second straight trip to the Western Conference Finals.
- The Spurs announced their All-Decade Team on 4/15 ... the team was made-up of George Gervin, James Silas, Mike Mitchell, Mark Olberding and Artis Gilmore.
- On 4/26 the Spurs defeated Denver 152-133 in the Western Conference Semifinals ... the 285 combined points scored that night is the second highest two-team total in NBA Playoff history ... the 152 points scored by the Spurs is a club-record for the most points scored in a postseason contest.

1982-83 SPURS FINAL STATISTICS (53-29)

PLAYER	G	MIN	3-POINT					REBOUNDING				SCORING						
			FGM-FGA	PCT.	FTM-FTA	PCT.		OFF	DEF	TOT	AVG.	AST	PF-DQ	STL	TO	BLK	PTS	AVG.
Gervin	78	2830	757-1553	.487	12-33	.375	517-606	.853	111	246	357	4.6	264	243-5	88	247	67	2043 26.2
Mitchell	80	2803	686-1342	.511	0-3	.000	219-289	.758	188	349	537	6.7	98	248-6	57	126	52	1591 19.9
Gilmore	82	2797	556-888	.626	0-6	.000	367-496	.740	299	685	984	12.0	126	273-4	40	254	192	1479 18.0
Banks	81	2722	505-919	.550	0-5	.000	196-278	.705	222	390	612	7.6	279	229-3	78	171	21	1206 14.9
Moore	77	2552	394-841	.468	5-22	.227	148-199	.744	65	212	277	3.6	753	247-2	194	226	32	941 12.2
Jones	28	622	92-185	.497	0-3	.000	84-114	.737	56	121	177	6.3	20	107-5	14	43	31	268 9.6
Dunleavy	79	1619	213-510	.418	67-194	.345	120-154	.779	18	116	134	1.7	437	210-1	74	160	4	613 7.8
Sanders	26	393	76-157	.484	0-2	.000	31-43	.721	31	63	94	3.6	19	57-0	18	28	6	183 7.0
Willoughby	52	1062	136-295	.461	6-13	.462	41-53	.774	61	129	190	3.6	56	123-0	24	56	16	319 6.1
Phegley	62	599	120-267	.449	3-14	.214	43-56	.768	39	45	84	1.4	60	92-0	30	49	8	286 4.6
Paultz	7	125	12-27	.444	0-0	.000	1-2	.500	10	23	33	5.5	4	14-0	5	6	6	25 3.6
Griffin	53	956	60-116	.517	0-0	.000	53-76	.697	77	139	216	4.1	86	153-0	33	68	25	173 3.3
Robinson	35	147	35-97	.361	1-11	.091	30-45	.667	6	11	17	0.5	21	18-0	4	13	2	101 2.9
Rains	34	292	33-83	.398	0-1	.000	29-43	.674	25	19	44	1.3	22	35-0	10	25	1	95 2.8
Crompton	14	148	14-34	.412	0-0	.000	3-5	.600	18	30	48	3.4	7	25-0	3	5	5	31 2.2
Smith	7	25	5-11	.455	0-1	.000	2-2	1.000	0	3	3	0.4	2	6-0	1	3	0	12 1.7
Johnstone	7	54	2-10	.200	0-0	.000	3-5	.600	4	12	16	2.2	1	9-0	1	4	1	7 1.0
Dietrick	8	34	1-5	.200	0-0	.000	0-2	.000	2	6	8	1.0	6	6-0	1	1	0	2 0.3
SPURS	82		3697-7340	.504	94-308	.305	1887-2468	.765	1232	2599	3831	46.7	2261	2095-26	675	1504	469	9375 114.3
OPPONENTS	82		3654-7531	.485	51-201	.254	1716-2239	.766	1160	2263	3423	41.6	2329	2199-37	654	1430	457	9075 110.7


1982-83 GAME-BY-GAME

53-29 (FIRST IN MIDWEST DIVISION)

DATE	OPPONENT	W-L	SCORE	REC.	ATT.	HI-SCORER	HI-REBOUNDER
OCTOBER RECORD: 2-0 (HOME: 1-0, ROAD: 1-0)							
10-29	@ Utah	W	120-114	1-0	8,436	28-Gervin/Mitchell	16-Gilmore
10-30	PORTLAND	W	112-107	2-0	12,150	31-Gervin	9-Gilmore
NOVEMBER RECORD: 10-6 (HOME: 6-2, ROAD: 4-4)							
11-3	@ Seattle	L	107-109	2-1	9,808	26-Gervin	11-Gilmore
11-4	@ Portland	W	108-107 (OT)	3-1	12,666	27-Mitchell	9-Mitchell
11-5	@ Golden State	W	105-104	4-1	10,590	23-Gilmore	16-Gilmore
11-7	PHOENIX	W	101-100	5-1	9,448	47-Gervin	20-Gilmore
11-9	UTAH	W	118-104	6-1	10,780	25-Mitchell	15-Gilmore
11-11	@ San Diego	L	105-109	6-2	4,157	42-Gervin	10-Banks
11-13	SEATTLE	L	98-107	6-3	14,814	24-Gervin	15-Gilmore
11-16	KANSAS CITY	L	102-105	6-4	8,943	27-Gervin	14-Gilmore
11-17	@ Washington	W	114-112	7-4	6,889	40-Gervin	11-Gilmore
11-19	@ Boston	L	111-119	7-5	15,320	31-Gervin	8-Mitchell
11-20	GOLDEN STATE	W	134-112	8-5	8,369	33-Gervin	10-Banks
11-23	DENVER	W	136-126	9-5	6,518	28-Banks	13-Banks
11-24	@ Denver	L	123-129	9-6	13,011	34-Gervin	14-Banks
11-26	CHICAGO	W	122-120	10-6	9,106	44-Gervin	15-Banks
11-27	@ Dallas	W	107-106	11-6	15,517	45-Gervin	11-Mitchell/Gilmore
11-30	LOS ANGELES	W	117-114	*11-6	12,115	25-Mitchell	16-Gilmore
DECEMBER RECORD: 9-6 (HOME: 4-3, ROAD: 5-3)							
12-1	@ Detroit	L	97-115	11-7	9,284	38-Gervin	13-Gilmore
12-3	HOUSTON	W	88-78	12-7	7,691	28-Mitchell	13-Mitchell
12-4	@ Houston	L	93-94	12-8	7,153	27-Gervin	16-Gilmore
12-7	DALLAS	W	106-92	13-8	7,940	26-Gervin	13-Gilmore
12-8	@ Kansas City	W	102-101 (OT)	14-8	6,211	25-Gervin	18-Gilmore
12-10	@ New Jersey	W	114-102	15-8	11,686	26-Gervin	13-Banks
12-11	KANSAS CITY	L	110-122	15-9	9,044	24-Mitchell	11-Banks
12-14	@ Houston	W	102-93	16-9	6,871	29-Gervin	8-Gervin
12-16	@ Denver	W	120-108	17-9	10,815	29-Moore	11-Banks
12-17	UTAH	W	110-103	18-9	7,031	26-Mitchell	19-Gilmore
12-19	@ Milwaukee	L	98-113	18-10	10,032	22-Mitchell/Gilmore	7-Mitchell/Gilmore
12-21	PHOENIX	L	113-114	18-11	8,475	23-Mitchell	17-Banks
12-26	PHILADELPHIA	L	122-124	18-12	14,599	27-Gilmore	19-Gilmore
12-29	SAN DIEGO	W	122-115	19-12	10,247	24-Gilmore	13-Gilmore
12-30	@ Chicago	W	105-102	20-12	7,280	22-Moore	10-Mitchell/Gilmore
JANUARY RECORD: 9-6 (HOME: 5-2, ROAD: 4-4)							
1-2	@ Cleveland	W	103-95	21-12	3,010	33-Mitchell	10-Phegley
1-4	@ Atlanta	W	104-95	22-12	5,139	23-Gilmore	13-Gilmore
1-5	@ Dallas	L	131-136	22-13	10,008	26-Gilmore	6-Mitchell/Gilmore
1-7	BOSTON	L	113-116	22-14	14,329	25-Gilmore	14-Gilmore
1-11	DALLAS	W	109-101	23-14	8,224	26-Banks	21-Gilmore
1-12	@ Kansas City	L	113-118	23-15	8,719	29-Gervin	11-Banks/Gilmore
1-14	HOUSTON	W	96-92	24-15	8,809	23-Gervin	14-Gilmore
1-15	WASHINGTON	W	117-96	25-15	9,817	31-Gervin	17-Gilmore
1-18	DENVER	W	143-124	26-15	8,424	30-Banks	14-Gilmore
1-19	@ Phoenix	L	113-118	26-16	11,004	29-Gervin	8-Gervin
1-21	@ Los Angeles	L	110-119	26-17	17,505	36-Gervin	14-Gilmore
1-23	PORTLAND	L	107-108	26-18	8,112	24-Gilmore/Dunleavy	11-Mitchell/Gilmore
1-25	@ Utah	W	116-106	27-18	8,688	40-Gilmore	18-Gilmore
1-27	@ Indiana	W	143-138	28-18	3,625	39-Gilmore	16-Gilmore
1-29	NEW JERSEY	W	120-109	29-18	11,945	32-Banks	15-Gilmore
FEBRUARY RECORD: 6-5 (HOME: 4-2, ROAD: 2-3)							
2-2	NEW YORK	L	98-109	29-19	8,313	33-Gervin	16-Gilmore
2-4	@ Seattle	L	103-115	29-20	13,082	24-Gervin	9-Banks
2-5	@ Golden State	L	102-106	29-21	8,766	32-Mitchell	8-Gilmore
2-8	DETROIT	W	147-143 (OT)	30-21	7,518	41-Gervin	15-Gilmore
2-10	GOLDEN STATE	W	128-109	31-21	8,384	38-Gervin	12-Gilmore
2-15	@ Los Angeles	W	124-103	32-21	15,111	40-Gervin	9-Banks
2-16	@ Utah	L	101-112	32-22	8,085	26-Mitchell	21-Gilmore
2-20	ATLANTA	W	103-100	33-22	9,408	26-Mitchell	17-Gilmore
2-23	PORTLAND	W	124-114	34-22	8,450	32-Mitchell	13-Gilmore
2-25	@ Kansas City	W	131-125	35-22	9,079	42-Gervin	13-Jones
2-26	MILWAUKEE	L	104-107	35-23	12,439	22-Gervin	17-Gilmore
MARCH RECORD: 10-4 (HOME: 7-0, ROAD: 3-4)							
3-1	SEATTLE	W	119-104	36-23	7,988	33-Mitchell	18-Gilmore
3-2	@ Phoenix	L	106-110	36-24	10,666	31-Gervin	11-Gilmore
3-4	@ San Diego	W	107-99	37-24	4,585	24-Gervin	12-Banks
3-5	CLEVELAND	W	117-98	38-24	7,252	23-Gilmore	10-Jones
3-8	@ Denver	L	118-129	38-25	15,033	21-Mitchell	7-Banks/Gervin/Jones
3-9	PHOENIX	W	108-105	39-25	8,201	22-Gervin	11-Banks
3-12	GOLDEN STATE	W	131-120	40-25	9,805	32-Gilmore	14-Gilmore
3-15	SAN DIEGO	W	130-109	41-25	8,278	21-Gervin	10-Sanders
3-17	@ San Diego	W	111-101	42-25	4,076	28-Gervin	11-Gilmore
3-19	INDIANA	W	138-118	43-25	10,355	23-Mitchell	17-Gilmore
3-22	@ Portland	L	102-119	43-26	12,666	20-Gervin/Moore	7-Gilmore/Moore
3-23	@ Seattle	L	117-137	43-27	14,203	31-Gilmore	11-Gilmore
3-25	@ Los Angeles	W	132-120	44-27	17,505	33-Gilmore	10-Gilmore
3-29	DENVER	W	136-129	45-27	12,477	32-Gilmore	14-Gilmore
APRIL RECORD: 7-2 (HOME: 4-1, ROAD: 3-1)							
4-1	HOUSTON	W	124-99	46-27	8,958	24-Gervin	17-Gilmore
4-2	@ Houston	W	112-101	47-27	6,121	27-Gervin	20-Gilmore
4-5	KANSAS CITY	W	130-113	48-27	7,887	21-Mitchell/Gervin	13-Gilmore
4-6	@ Philadelphia	W	112-109	49-27	13,706	32-Gervin	10-Gilmore
4-8	@ New York	L	100-102 (OT)	49-28	10,975	28-Mitchell	12-Mitchell/Gilmore
4-9	DALLAS	L	111-109	49-29	10,659	22-Mitchell	12-Gilmore
4-13	LOS ANGELES	W	114-109	*51-29	15,782	44-Banks	12-Gilmore
4-15	UTAH	W	121-118	52-29	8,405	23-Mitchell	12-Paultz
4-16	@ Dallas	W	132-120	53-29	14,453	40-Gervin	11-Gilmore

*Protested Game from 11-30-82

1983-84 RECAP



George Gervin

RECORD

37-45 (28-13 home: 9-32 road)
Fifth in Midwest Division

HONORS

George Gervin, All-NBA Second Team
George Gervin, NBA All-Star
Artis Gilmore, NBA FG Percentage Title

PLAYOFFS

None

SPURS LEADERS

Scoring: George Gervin 25.9 ppg
Rebounding: Artis Gilmore 10.3 rpg
Assists: John Lucas 10.7 apg

Head Coach: Morris McHone/Bob Bass
Assistant: Allan Bristow

1983-84 SEASON NOTES

- Morris McHone replaced Stan Albeck as head coach in June ... the Spurs received Fred Roberts and other considerations from New Jersey in exchange for being allowed to sign Albeck ... McHone lasted less than two months as the Spurs head coach as he was replaced by Bob Bass on 12/28.
- Rookie guard John Paxson was an instant contributor and free agent John Lucas went on to lead the Spurs in assists after starting the season in the CBA and being signed by the Spurs on 12/4.
- The Spurs retired James Silas' #13 jersey on 2/28 when San Antonio hosted Dallas.
- On 4/15, in the final game of the season, John Lucas set a Spurs franchise record, handing out 24 assists in a 157-154 win over the Nuggets ... in the game, Lucas set an NBA record for the most assists in a quarter with 14.
- Artis Gilmore led the NBA in field goal percentage for the second straight season, shooting .631 (351-556) from the field ... Johnny Moore and John Lucas were both among the top-five in the NBA in assists - Lucas was fourth with 10.7 apg while Moore was fifth with 9.6 apg.

1983-84 SPURS FINAL STATISTICS (37-45)

			3-POINT						REBOUNDING									SCORING	
PLAYER	G	MIN	FGM-FGA	PCT.	FGM-FGA	PCT.	FTM-FTA	PCT.	OFF	DEF	TOT	AST	PF-DQ	STL	TO	BLK	PTS	AVG.	
Gervin	76	2584	765-1561	.490	10-24	.417	427-507	.842	106	207	313	220	219-3	79	224	47	1967	25.9	
Mitchell	79	2853	779-1597	.488	6-14	.429	275-353	.779	188	382	570	93	251-6	62	141	73	1839	23.3	
Gilmore	64	2034	351-556	.631	0-3	.000	280-390	.718	213	449	662	70	229-4	36	149	132	982	15.3	
Banks	80	2600	424-747	.568	1-6	.167	200-270	.741	204	378	582	254	256-5	105	166	23	1049	13.1	
Lucas	63	1807	275-595	.462	19-69	.275	120-157	.764	23	157	180	673	123-1	92	147	5	689	10.9	
Jones	81	1770	322-644	.500	6-19	.316	176-242	.727	143	306	449	85	298-7	64	125	107	826	10.2	
Moore	59	1650	231-518	.446	28-87	.322	105-139	.755	37	141	178	566	168-2	123	143	20	595	10.1	
Edmonson	40	521	135-274	.493	0-0	.000	76-101	.752	40	30	70	27	67-1	22	45	6	346	8.7	
Brewer	40	782	152-345	.441	3-13	.231	41-50	.820	17	33	50	44	54-0	18	33	16	348	8.7	
Roberts	79	1531	214-399	.536	1-4	.250	144-172	.837	102	202	304	98	219-4	52	100	38	573	7.3	
McNamara	70	1037	157-253	.621	0-0	.000	74-157	.471	137	180	317	31	138-2	14	89	12	388	5.5	
Williams	19	200	25-58	.431	0-1	.000	25-32	.781	4	9	13	43	42-1	8	22	4	75	3.9	
Paxson	49	458	61-137	.445	4-22	.182	16-26	.615	4	29	33	149	47-0	10	32	2	142	2.9	
Batton	4	31	5-10	.500	0-0	.000	0-0	.000	1	3	4	3	5-0	0	4	3	10	2.5	
Phegley	3	11	2-4	.500	1-1	1.000	2-2	1.000	0	2	2	2	1-0	0	1	0	7	2.3	
Lockhart	2	14	2-2	1.000	0-0	.000	0-0	.000	0	3	3	0	5-0	0	2	0	4	2.0	
Miller	2	8	2-3	.667	0-0	.000	0-0	.000	2	3	5	1	5-0	0	0	1	4	2.0	
Robisch	4	37	4-8	.500	0-0	.000	0-0	.000	2	6	8	1	8-1	0	1	0	8	2.0	
Weidner	8	38	2-9	.222	0-0	.000	4-4	1.000	4	7	11	0	5-0	0	2	2	8	1.0	
Lingenfelter	3	14	1-1	1.000	0-0	.000	0-2	.000	3	1	4	1	6-0	0	1	0	2	0.7	
SPURS	82		3909-7721	.506	79-263	.300	1965-2604	.755	1230	2528	3758	2361	2146-37	685	1447	491	9862	120.3	
OPPONENTS	82		3996-7910	.505	52-216	.241	1840-2427	.758	1293	2455	3748	2518	2187-39	652	1427	464	9884	120.5	

37-45 (FIFTH IN MIDWEST DIVISION)

DATE	OPPONENT	W-L	SCORE	REC.	ATT.	HI-SCORER	HI-REBOUNDER
OCTOBER RECORD: 1-1 (HOME: 1-0, ROAD: 0-1)							
10-29	@ Houston	L	100-106	0-1	14,116	23-Mitchell	10-Gilmore
10-30	DALLAS	W	123-101	1-1	8,219	35-Gervin	10-Gilmore

NOVEMBER RECORD: 5-11 (HOME: 5-3, ROAD: 0-8)							
11-1	PORTLAND	L	124-126	1-2	7,612	27-Banks	10-Banks
11-3	@ Phoenix	L	120-142	1-3	9,166	21-Gilmore	8-Mitchell
11-5	@ Utah	L	118-124	1-4	6,704	36-Gervin	9-Banks
11-6	SEATTLE	W	132-115	2-4	7,556	32-Gervin	10-Gilmore
11-9	UTAH	W	105-99	3-4	10,579	25-Banks	15-Gilmore
11-11	@ Dallas	L	105-112	3-5	13,010	23-Gilmore	15-Gilmore
11-12	DENVER	W	126-107	4-5	8,258	22-Banks/Edmonson	15-Gilmore
11-15	@ Golden State	L	112-115	4-6	7,450	39-Gervin	10-Banks
11-17	KANSAS CITY	L	126-129	4-7	7,192	35-Gervin	10-Gilmore
11-19	NEW JERSEY	W	109-100	5-7	8,890	32-Gervin	14-Gilmore
11-22	@ Dallas	L	117-118	5-8	11,220	21-Moore	9-Gilmore
11-23	PHILADELPHIA	L	106-113	5-9	13,825	25-Gervin	20-Gilmore
11-25	SAN DIEGO	W	133-120	6-9	8,562	36-Gervin	14-Gilmore
11-27	@ Cleveland	L	106-114	6-10	3,782	25-Gervin	9-Gilmore
11-29	@ New York	L	106-118	6-11	9,632	30-Gervin	17-Gilmore
11-30	@ Boston	L	106-130	6-12	14,890	33-Gervin	11-Mitchell

DECEMBER RECORD: 6-8 (HOME: 5-2, ROAD: 1-6)							
12-2	CHICAGO	W	123-94	7-12	7,948	32-Gervin	11-Gilmore
12-4	PHOENIX	L	106-122	7-13	7,941	21-Gervin	14-Gilmore
12-6	@ Portland	L	118-130	7-14	12,666	23-Mitchell	10-Gilmore
12-7	@ San Diego	L	102-106	7-15	4,150	34-Gervin	10-Moore
12-9	Utah @ Las Vegas	W	126-117	8-15	7,258	36-Mitchell	12-Mitchell
12-10	WASHINGTON	W	125-102	9-15	7,654	34-Gervin	11-Gilmore
12-14	SAN DIEGO	W	129-114	10-15	9,209	25-Gervin	12-Banks
12-16	INDIANA	W	120-92	11-15	7,856	22-Banks	13-Banks
12-17	@ Atlanta	L	108-113	11-16	5,246	33-Mitchell	12-Gilmore
12-20	@ Washington	L	106-108 (OT)	11-17	6,562	43-Gervin	19-Gilmore
12-21	@ Philadelphia	L	121-122	11-18	13,278	43-Gervin	9-Mitchell
12-23	@ Kansas City	L	122-126	11-19	5,356	30-Gilmore	11-Gilmore
12-27	BOSTON	L	100-115	11-20	13,112	18-Gervin	9-Mitchell
12-29	KANSAS CITY	W	136-127	12-20	8,572	44-Gervin	16-Gilmore


JANUARY RECORD: 8-5 (HOME: 7-1, ROAD: 1-4)							
1-3	UTAH	W	137-124	13-20	7,830	35-Gervin	11-Gilmore
1-6	@ Los Angeles	W	124-117	14-20	17,505	27-Mitchell	12-Banks
1-7	@ Golden State	L	133-154	14-21	11,491	26-Gilmore	11-Mitchell
1-10	@ Portland	L	120-133	14-22	12,666	26-Gilmore	9-Gilmore
1-11	@ Denver	L	155-163	14-23	9,429	36-Gervin	9-Banks
1-13	HOUSTON	W	133-103	15-23	12,935	40-Gervin	14-Banks
1-15	PORTLAND	W	126-111	16-23	8,990	34-Gervin	14-Gilmore
1-18	DENVER	W	148-127	17-23	8,679	37-Gervin	21-Gilmore
1-20	@ Houston	L	104-138	17-24	13,577	24-Gilmore	8-Gilmore
1-21	LOS ANGELES	W	113-108	18-24	13,972	19-Mitchell	18-Gilmore
1-24	SEATTLE	W	117-109	19-24	8,179	35-Gervin	12-Banks
1-26	GOLDEN STATE	W	123-116	20-24	7,926	39-Gervin	12-Gilmore
1-31	NEW YORK	L	113-117	20-25	8,153	41-Gervin	10-Gilmore

FEBRUARY RECORD: 5-11 (HOME: 0-6, ROAD: 5-5)							
2-2	@ Golden State	L	107-117	20-26	5,802	40-Gervin	10-Gilmore
2-3	@ Seattle	L	106-121	20-27	9,590	18-Banks	10-Gilmore
2-5	LOS ANGELES	L	98-110	20-28	10,414	23-Gilmore	10-Lucas
2-7	@ Phoenix	L	131-136	20-29	9,323	25-Lucas	10-Mitchell
2-8	KANSAS CITY	L	110-118	20-30	7,137	33-Mitchell	11-Mitchell
2-10	@ Milwaukee	W	132-127	21-30	10,489	29-Lucas	10-Gilmore
2-11	@ Detroit	W	123-118	22-30	35,364	27-Mitchell	11-Gilmore
2-13	@ Indiana	W	117-108	23-30	8,234	26-Gervin	10-Gilmore
2-15	@ New Jersey	W	114-108	24-30	10,878	30-Mitchell	9-Mitchell
2-17	@ Chicago	W	111-109	25-30	5,894	32-Gervin	9-Gilmore
2-19	DETROIT	L	140-142 (OT)	25-31	12,507	47-Mitchell	10-Jones
2-21	PHOENIX	L	111-114 (OT)	25-32	10,397	20-Brewer/Jones	18-Gilmore
2-22	@ Denver	L	121-127	25-33	11,818	22-Brewer	10-Banks
2-23	@ Utah	L	142-143 (2OT)	25-34	10,358	41-Mitchell	10-Mitchell
2-25	MILWAUKEE	L	119-130	25-35	9,670	20-Banks	11-Roberts
2-28	DALLAS	L	104-116	25-36	7,583	44-Mitchell	10-Jones

MARCH RECORD: 7-7 (HOME: 6-1, ROAD: 1-6)							
3-1	@ Portland	L	96-121	25-37	12,666	17-Mitchell	12-Mitchell
3-3	@ Phoenix	L	106-120	25-38	10,875	30-Mitchell	11-Jones
3-6	CLEVELAND	W	129-122	26-38	5,833	37-Mitchell	11-Lucas
3-10	HOUSTON	W	125-118	27-36	11,647	36-Mitchell	10-Banks/McNamara
3-13	DALLAS	W	137-131 (2OT)	28-36	8,315	34-Gervin	25-Jones
3-15	@ Los Angeles	L	124-143	28-39	17,505	31-Mitchell	9-Jones
3-16	@ Seattle	L	123-126	28-40	10,706	27-Mitchell	14-Mitchell
3-18	@ San Diego	W	140-135	29-40	4,357	42-Gervin	8-McNamara
3-20	ATLANTA	W	135-132 (3OT)	30-40	8,505	43-Mitchell	15-Jones
3-22	UTAH	W	129-126	31-40	9,833	39-Mitchell	10-Banks
3-24	@ Kansas City	L	118-125	31-41	13,747	28-Gervin	8-Mitchell
3-27	GOLDEN STATE	W	117-116 (OT)	32-41	9,373	25-Mitchell	11-Banks/Jones
3-30	@ Denver	L	136-145	32-42	13,329	33-Mitchell	10-Banks/McNamara
3-31	SEATTLE	L	106-124	32-43	10,649	17-Mitchell/Jones	15-Roberts

APRIL RECORD: 5-2 (HOME: 4-0, ROAD: 1-2)							
4-3	LOS ANGELES	W	137-109	33-43	9,790	28-Mitchell	8-Mitchell/Gilmore
4-6	@ Dallas	L	118-131	33-44	14,575	35-Mitchell	12-Jones
4-7	SAN DIEGO	W	126-112	34-44	9,435	34-Mitchell	9-Jones/McNamara
4-10	HOUSTON	W	121-111	35-44	7,996	39-Gervin	12-Banks
4-12	@ Kansas City	L	102-114	35-45	12,994	25-Mitchell/Gervin	14-Gilmore
4-13	@ Houston	W	129-128 (OT)	36-45	10,789	28-Banks	13-Banks/Gilmore
4-15	DENVER	W	157-154	37-45	6,267	25-Paxson	12-Banks

1984-85 RECAP



Mike Mitchell

RECORD

41-41 (30-11 home: 11-30 road)
Tied for fourth in Midwest Division

HONORS

George Gervin, NBA All-Star

PLAYOFFS

Lost to Denver, First Round, 3-2

SPURS LEADERS

Scoring: Mike Mitchell 22.2 ppg
Rebounding: Artis Gilmore 10.4 rpg
Assists: Johnny Moore 10.0 apg

Head Coach: Cotton Fitzsimmons

Assistants: Scotty Robertson
& Gary Fitzsimmons

1984-85 SEASON NOTES

- Cotton Fitzsimmons was named head coach in May.
- The Spurs welcomed several new faces during the season ... first round draft pick Alvin Robertson was an instant contributor as a rookie ... guard John Lucas was traded to Houston on 10/4/84 ... then in December the Spurs made four deals in a 10-day period: Mark McNamara was sent to Kansas City for Billy Knight ... Jeff Cook was obtained from Cleveland in exchange for Edgar Jones and cash ... Marc Iavaroni was acquired from the Sixers for a draft choice ... and, finally, Fred Roberts was shipped to Utah for a pair of second round picks.
- Mike Mitchell led the team in scoring, averaging 22.2 ppg ... this broke a streak of eight straight seasons in which George Gervin had led the Spurs in scoring ... Mitchell and Gervin both hit point plateaus during the season ... Mitchell scored his 10,000th career point vs. Cleveland on 11/10 and Iceman scored his 25,000th point on 2/22 at Phoenix.
- Johnny Moore finished the season ranked third in the NBA in assists, with 10.0 apg, and ranked second in the league in steals, with 2.79 spg ... Moore turned in one of the best games of his career vs. Golden State on 1/8 when he finished with 26 points, 13 assists, 11 rebounds and 9 steals.
- The Spurs set a franchise record, shooting .513 percent from the field during the 1984-85 season.


1984-85 SPURS FINAL STATISTICS (41-41)

PLAYER	G	MIN	3-POINT						REBOUNDING			SCORING						
			FGM-FGA	PCT.	FGM-FGA	PCT.	FTM-FTA	PCT.	OFF	DEF	TOT	AST	PF-DQ	STL	TO	BLK	PTS	AVG.
Mitchell	82	2853	775-1558	.497	5-23	.217	269-346	.777	145	272	417	151	219-1	61	144	27	1824	22.2
Gervin	72	2091	600-1182	.508	0-10	.000	324-384	.844	79	155	234	178	208-2	66	198	48	1524	21.2
Gilmore	81	2756	532-854	.623	0-2	.000	484-646	.749	231	615	846	131	306-4	40	241	173	1548	19.1
Moore	82	2689	416-910	.457	25-89	.281	189-248	.762	94	284	378	816	247-3	229	236	18	1046	12.8
Banks	82	2091	289-493	.586	1-3	.333	199-257	.774	133	312	445	234	220-3	65	140	13	778	9.5
Robertson	79	1685	299-600	.498	4-11	.364	124-169	.734	116	149	265	275	217-1	127	167	24	726	9.2
E. Jones	18	322	44-91	.484	0-1	.000	41-51	.804	16	46	62	18	52-1	9	28	18	129	7.2
Iavaroni	57	1178	150-323	.464	0-4	.000	81-122	.664	84	191	275	113	193-5	31	103	32	381	6.7
Paxson	78	1259	196-385	.509	10-34	.294	84-100	.840	19	49	68	215	117-0	45	81	3	486	6.2
Knight	52	611	125-285	.439	10-24	.417	51-57	.895	40	56	96	59	48-0	14	57	1	311	6.0
Roberts	22	305	44-98	.449	0-0	.000	29-38	.763	10	25	35	22	45-0	10	21	12	117	5.3
Cook	54	848	92-174	.529	0-0	.000	30-37	.811	81	129	210	39	150-2	25	32	14	214	4.0
Brewer	9	81	13-34	.382	0-0	.000	7-7	1.000	1	2	3	6	8-0	1	4	1	33	3.7
O. Jones	67	888	106-180	.589	0-1	.000	33-83	.398	65	173	238	56	139-1	30	61	57	245	3.7
Thirkill	2	52	5-11	.455	0-0	.000	5-6	.833	5	2	7	3	5-0	2	2	1	15	7.5
McNamara	12	63	12-18	.667	0-0	.000	9-18	.500	7	10	17	0	5-0	2	6	1	33	2.8
Townes	1	8	0-6	.000	0-0	.000	2-2	1.000	1	0	1	0	1-0	0	0	0	2	2.0
SPURS	82		3698-7202	.513	55-202	.272	1961-2571	.763	1127	2470	3597	2316	2180-23	757	1542	443	9412	114.8
OPPONENTS	82		3644-7348	.496	72-242	.298	1977-2548	.776	1136	2265	3401	2283	2154-26	749	1489	472	9337	113.9

41-41 (TIED FOR FOURTH IN MIDWEST DIVISION)

DATE	OPPONENT	W-L	SCORE	REC.	ATT.	HI-SCORER	HI-REBOUNDER
OCTOBER RECORD: 2-0 (HOME: 2-0)							
10-27	LA LAKERS	W	113-112	1-0	13,506	32-Gervin	11-Gilmore
10-30	DENVER	W	126-118	2-0	6,677	18-Gervin/Moore	9-O. Jones
NOVEMBER RECORD: 5-9 (HOME: 4-3, ROAD: 1-6)							
11-1	@ Golden State	W	123-108	3-0	3,980	33-Mitchell	12-Gilmore
11-2	@ LA Lakers	L	100-119	3-1	13,550	20-Mitchell	7-O. Jones/Robertson
11-4	NEW YORK	W	131-130 (OT)	4-1	8,033	30-Gervin	20-Gilmore
11-6	SEATTLE	W	99-91	5-1	8,065	20-Gilmore	15-Gilmore
11-7	@ Utah	L	124-136	5-2	8,814	35-Gervin	14-Gilmore
11-10	CLEVELAND	W	127-103	6-2	9,939	42-Gervin	15-Gilmore
11-13	@ Chicago	L	117-120	6-3	9,866	26-Gervin	8-O. Jones
11-14	@ Washington	L	106-125	6-4	5,014	19-Mitchell	10-O. Jones
11-16	@ Indiana	L	117-128 (OT)	6-5	10,074	33-Gilmore	14-Gilmore
11-17	@ Houston	L	133-141	6-6	16,016	26-Gervin	8-Gilmore/E. Jones
11-21	DETROIT	L	101-114	6-7	8,524	25-Gilmore	12-Gilmore
11-24	UTAH	L	117-123	6-8	8,164	27-Gilmore	15-Gilmore
11-27	HOUSTON	L	97-114	6-9	11,930	23-Gilmore	9-Gilmore/O. Jones
11-29	DALLAS	W	124-118	7-9	7,069	30-Gervin	14-Gilmore
DECEMBER RECORD: 7-9 (HOME: 5-1, ROAD: 2-8)							
12-1	LA CLIPPERS	W	142-110	8-9	7,790	19-Mitchell	9-Banks
12-4	ATLANTA	W	114-106	9-9	8,044	24-Gilmore	15-Gilmore
12-6	@ Portland	L	96-113	9-10	12,666	30-Gervin	9-Gilmore
12-7	@ Seattle	W	117-114	10-10	5,950	30-Gilmore	8-Gilmore/Banks
12-9	@ LA Clippers	L	123-126	10-11	7,092	25-Mitchell	11-O. Jones
12-11	@ Kansas City	L	120-121	10-12	5,667	27-Gilmore	8-Gilmore
12-12	DENVER	W	126-106	11-12	7,077	23-Gilmore	10-Moore
12-14	@ Dallas	L	102-119	11-13	16,537	17-Gervin	9-Gilmore
12-15	PHOENIX	W	120-111	12-13	8,413	38-Mitchell	16-Gilmore
12-18	@ Cleveland	L	110-118	12-14	3,370	32-Mitchell	9-Iavaroni
12-19	@ Philadelphia	L	118-123	12-15	12,153	26-Moore	10-Banks
12-21	@ New Jersey	W	122-116	13-15	10,615	30-Gervin	11-Gilmore
12-22	@ Milwaukee	L	90-101	13-16	9,587	23-Mitchell	8-Iavaroni
12-26	@ Denver	L	119-130	13-17	7,673	33-Gervin	17-Gilmore
12-27	PORTLAND	W	141-120	14-17	7,782	31-Gervin	15-Gilmore
12-29	BOSTON	L	112-120	14-18	15,180	26-Gilmore	19-Gilmore
JANUARY RECORD: 8-5 (HOME: 6-2, ROAD: 2-3)							
1-3	DALLAS	W	116-115	15-18	7,068	33-Gervin	10-Banks/Moore
1-6	@ LA Lakers	L	96-99	15-19	13,513	27-Moore	8-Iavaroni/Gilmore
1-8	GOLDEN STATE	W	130-94	16-19	6,578	26-Moore	12-Iavaroni
1-11	PORTLAND	L	103-123	16-20	9,277	23-Gervin	10-Gilmore
1-15	UTAH	W	121-101	17-20	6,886	27-Robertson	10-Gilmore/Moore
1-17	@ Kansas City	W	141-130	18-20	5,995	32-Banks	10-Banks
1-19	PHOENIX	W	106-100	19-20	10,580	26-Gilmore	16-Gilmore
1-22	KANSAS CITY	W	117-113	20-20	7,958	26-Robertson	16-Gilmore
1-23	@ Dallas	L	110-122	20-21	17,007	26-Gervin	9-Gilmore
1-25	@ Houston	W	122-107	21-21	13,169	42-Gervin	10-Gilmore
1-27	MILWAUKEE	L	93-106	21-22	9,511	35-Mitchell	13-Gilmore
1-29	NEW JERSEY	W	130-127	22-22	7,007	47-Gervin	13-Gilmore
1-31	@ Seattle	L	94-96	22-23	5,826	20-Mitchell	12-Gilmore
FEBRUARY RECORD: 6-8 (HOME: 4-2, ROAD: 2-6)							
2-1	@ Portland	W	104-93	23-23	12,666	40-Mitchell	10-Gilmore
2-2	@ Utah	L	104-105	23-24	11,963	33-Gervin	10-Gilmore
2-4	GOLDEN STATE	W	114-109 (OT)	24-24	6,918	27-Gervin	13-Gilmore
2-6	@ Kansas City	L	116-135	24-25	3,629	22-Mitchell	7-Iavaroni
2-7	LA CLIPPERS	W	120-106	25-25	7,356	23-Gervin	19-Iavaroni
2-12	KANSAS CITY	W	127-109	26-25	7,155	23-Gervin/Moore	11-Iavaroni
2-14	PHOENIX	W	131-102	27-25	7,948	24-Gervin	9-Cook
2-15	@ Denver	L	119-129	27-26	13,661	39-Gervin	10-Gilmore
2-18	@ LA Clippers	L	121-125	27-27	9,613	28-Gervin	20-Gilmore
2-20	WASHINGTON	L	104-105	27-28	8,541	31-Gervin	8-Mitchell/Gervin
2-22	@ Phoenix	W	118-111	28-28	12,258	32-Gervin	9-Moore
2-24	PORTLAND	L	121-137	28-29	8,969	32-Mitchell	10-Gilmore
2-26	@ New York	L	122-129	28-30	8,887	29-Mitchell	12-Gilmore
2-27	@ Boston	L	102-111	28-31	14,890	20-Mitchell	13-Jones
MARCH RECORD: 10-7 (HOME: 6-2, ROAD: 4-5)							
3-1	@ Detroit	W	106-96	29-31	17,470	36-Mitchell	16-Gilmore
3-2	@ Atlanta	W	105-92	30-31	6,142	26-Gilmore	12-Gilmore
3-4	PHILADELPHIA	W	109-103	31-31	12,450	23-Gilmore	9-Banks
3-6	INDIANA	W	106-102	32-31	8,486	29-Mitchell	10-Mitchell
3-7	@ Phoenix	L	117-119	32-32	11,450	36-Mitchell	7-Banks/Gilmore
3-9	HOUSTON	L	117-123	32-33	14,722	39-Mitchell	14-Gilmore
3-12	@ Golden State	L	122-145	32-34	6,516	23-Gilmore	9-Gilmore
3-14	@ Seattle	W	100-93	33-34	5,580	25-Mitchell	7-Gilmore/Cook
3-15	@ LA Lakers	L	114-115	33-35	16,130	37-Gervin	12-Banks
3-17	DENVER	W	124-119	34-35	8,672	23-Gervin/Moore	8-Iavaroni
3-19	@ Dallas	L	89-96	34-36	17,007	22-Gervin	9-Gilmore
3-20	CHICAGO	W	106-96	35-36	10,018	31-Mitchell	12-Mitchell
3-22	DALLAS	L	114-123	35-37	12,015	20-Banks/Gervin	10-Banks
3-24	SEATTLE	W	104-99	36-37	7,300	16-Gilmore	11-Jones
3-27	GOLDEN STATE	W	121-120	37-37	8,820	29-Gervin	9-Gilmore
3-29	@ Utah	L	109-114	37-38	9,372	38-Mitchell	11-Gilmore
3-31	@ LA Clippers	W	126-115	38-38	9,204	32-Mitchell	10-Cook
APRIL RECORD: 3-3 (HOME: 3-1, ROAD: 0-2)							
4-3	LA LAKERS	W	122-108	39-38	11,627	36-Mitchell	14-Mitchell
4-5	@ Denver	L	109-118	39-39	16,362	34-Mitchell	7-Iavaroni/Mitch/Gilmore
4-7	HOUSTON	W	126-105	40-39	9,178	32-Gilmore	10-Gilmore
4-9	@ Houston	L	103-124	40-40	11,702	29-Gilmore	13-Gilmore
4-12	KANSAS CITY	W	117-112	41-40	7,317	34-Mitchell	14-Gilmore
4-14	UTAH	L	102-104	41-41	7,826	31-Mitchell	15-Gilmore

1985-86 RECAP



Artis Gilmore

RECORD

35-47 (21-20 home: 14-27 road)
Sixth in Midwest Division

HONORS

Alvin Robertson, NBA Defensive Player of the Year
Alvin Robertson, NBA Most Improved Player Award
Alvin Robertson, NBA Steals Title
Alvin Robertson, All-NBA Second Team
Alvin Robertson, All-Defensive Second Team
Alvin Robertson, NBA All-Star

PLAYOFFS

Lost to Los Angeles, First Round, 3-0

SPURS LEADERS

Scoring: Mike Mitchell 23.4 ppg
Rebounding: Artis Gilmore 8.5 rpg
Assists: Wes Matthews 6.3 apg

Head Coach: Cotton Fitzsimmons
Assistant: Bob Bass

1985-86 SEASON NOTES

- During the off-season there was a major debate as to whether the Spurs would continue to play in the HemisFair Arena or move to the Freeman Coliseum.
- An era ended on 10/24 as the Spurs traded George Gervin to Chicago in exchange for David Greenwood.
- Tragedy struck the Spurs on 12/26 when point guard Johnny Moore was hospitalized with Desert Fever ... the sickness ended the season for Moore and cut his promising career short ... after contracting the disease Moore returned to play in 112 games with the Spurs, but never regained the form he had shown in his early days.
- Alvin Robertson was the Spurs bright spot during the 1985-86 season ... the second-year guard led the NBA in steals, averaging 3.67 per contest ... he set NBA records for the most steals in a single season, with 301, and for the highest steals-per-game average, with 3.67 spg ... he recorded one of four quadruple-doubles in NBA history finishing with 20 points, 11 rebounds, 10 assists and 10 steals vs. the Suns on 2/18.


1985-86 SPURS FINAL STATISTICS (35-47)

PLAYER	G	MIN	3-POINT						REBOUNDING									SCORING	
			FGM-FGA	PCT.	FGM-FGA	PCT.	FTM-FTA	PCT.	OFF	DEF	TOT	AVG.	AST	PF-DQ	STL	TO	BLK	PTS	AVG.
Mitchell	82	2970	802-1697	.473	0-12	.000	317-392	.809	134	275	409	5.0	188	175-0	56	184	25	1921	23.4
Robertson	82	2878	562-1093	.514	8-29	.276	260-327	.795	184	332	516	6.3	448	296-4	301	256	40	1392	17.0
Gilmore	71	2395	423-684	.618	0-1	.000	338-482	.701	166	434	600	8.5	102	239-3	39	186	108	1184	16.7
Johnson	71	1828	362-573	.632	0-0	.000	259-373	.694	143	319	462	6.5	95	291-13	44	191	66	983	13.8
Moore	28	856	150-303	.495	4-22	.182	59-86	.686	25	61	86	3.1	252	78-0	70	81	6	363	13.0
Lamp	30	620	136-271	.502	4-17	.235	56-69	.812	19	60	79	2.6	53	67-0	19	38	1	332	11.1
Matthews	75	1853	320-603	.531	4-25	.160	173-211	.820	30	101	131	1.7	476	168-1	87	232	32	817	10.9
Greenwood	68	1910	198-388	.510	0-1	.000	142-184	.772	151	380	531	7.8	90	207-3	37	113	52	538	7.9
Sundvold	70	1150	220-476	.462	21-60	.350	39-48	.813	22	58	80	1.1	261	110-0	34	85	0	500	7.1
Williams	23	397	50-131	.382	2-6	.333	62-64	.969	13	24	37	1.6	111	64-1	28	51	3	164	7.1
Hughes	68	866	152-372	.409	3-17	.176	49-84	.583	49	64	113	1.7	61	79-0	26	63	5	356	5.2
Wilkins	27	522	51-134	.381	0-0	.000	28-46	.609	34	93	127	4.7	18	71-1	8	20	10	130	4.8
Iavaroni	42	669	74-163	.454	0-2	.000	43-67	.642	42	90	132	3.1	53	109-0	22	51	14	191	4.5
Higgins	11	128	18-40	.450	0-2	.000	11-16	.688	5	19	24	2.2	12	21-0	2	5	3	47	4.3
Corbin	16	174	27-64	.422	0-1	.000	10-14	.714	11	14	25	1.6	11	21-0	11	12	2	64	4.0
Cook	34	356	28-67	.418	0-1	.000	26-41	.634	31	50	81	2.4	21	64-0	13	11	11	82	2.4
Brittain	32	219	22-43	.512	0-0	.000	10-19	.526	10	39	49	1.5	5	54-1	3	20	12	54	1.7
Whalley	2	14	1-2	.500	0-0	.000	0-0	.000	0	0	0	0.0	3	1-0	0	4	0	2	1.0
SPURS	82		3596-7104	.506	46-196	.235	1882-2523	.746	1069	2413	3482	42.5	2260	2115-27	800	1624	390	91201	111.2
OPPONENTS	82		3629-7365	.493	98-322	.304	1916-2491	.769	1157	2304	3461	42.2	2269	2108-32	800	1519	453	9272	113.1

35-47 (SIXTH IN MIDWEST DIVISION)

DATE	OPPONENT	W-L	SCORE	REC.	ATT.	HI-SCORER	HI-REBOUNDER
OCTOBER RECORD: 1-2 (HOME: 1-1, ROAD: 0-1)							
10-26	LA LAKERS	L	116-121 (2OT)	0-1	10,875	23-Mitchell	11-Iavaroni
10-29	UTAH	W	124-112	1-1	5,213	23-Robertson	20-Greenwood
10-30	@ Utah	L	100-102	1-2	9,376	20-Mitchell/Gilmore	9-Gilmore
NOVEMBER RECORD: 8-6 (HOME: 6-1, ROAD: 2-5)							
11-1	DALLAS	W	116-107	2-2	7,084	24-Mitchell	11-Gilmore/Greenwood
11-2	@ Houston	L	98-111	2-3	12,747	18-Hughes	9-Iavaroni/Greenwood
11-5	@ Milwaukee	L	97-126	2-4	10,107	17-Mitchell	9-Gilmore
11-6	@ Washington	W	81-80	3-4	4,254	18-Robertson	10-Gilmore/Robertson
11-8	@ Philadelphia	W	107-96	4-4	13,212	24-Mitchell/Johnson	8-Mitchell
11-11	NEW JERSEY	W	111-104	5-4	8,196	30-Mitchell	11-Gilmore
11-14	@ Denver	L	109-112	5-5	7,946	22-Mitchell	10-Robertson
11-16	SEATTLE	W	97-96 (OT)	6-5	8,036	33-Mitchell	15-Gilmore
11-19	SACRAMENTO	L	99-103	6-6	5,486	18-Mitchell	11-Gilmore
11-20	@ Phoenix	L	100-121	6-7	8,964	21-Johnson	11-Gilmore
11-22	INDIANA	W	108-96	7-7	7,054	31-Mitchell	14-Johnson
11-24	@ LA Lakers	L	102-118	7-8	15,259	24-Mitchell	8-Gilmore
11-27	WASHINGTON	W	104-97	8-8	7,742	25-Moore	9-Robertson
11-29	LA CLIPPERS	W	134-106	9-8	7,266	25-Gilmore	11-Johnson
DECEMBER RECORD: 10-5 (HOME: 4-1, ROAD: 6-4)							
12-1	@ Portland	W	117-106	10-8	12,666	34-Mitchell	15-Gilmore
12-3	@ Seattle	L	103-123	10-9	7,754	30-Mitchell	9-Gilmore
12-5	@ Dallas	W	120-116	11-9	16,897	25-Gilmore	14-Gilmore
12-6	CHICAGO	L	123-131	11-10	13,960	23-Robertson	11-Robertson
12-8	GOLDEN STATE	W	121-114	12-10	5,572	26-Mitchell	13-Gilmore
12-10	@ Chicago	W	109-107	13-10	7,892	29-Robertson	13-Johnson
12-11	@ Indiana	L	101-114	13-11	6,605	30-Moore	7-Johnson
12-13	@ Detroit	W	119-113	14-11	11,142	29-Mitchell	9-Robertson
12-14	@ New York	L	96-106	14-12	12,279	26-Mitchell	14-Greenwood
12-17	PORTLAND	W	126-118	15-12	5,955	29-Gilmore	10-Johnson
12-20	@ LA Clippers	W	119-104	16-12	5,790	32-Robertson	14-Greenwood
12-21	@ Denver	W	128-118	17-12	11,002	41-Robertson	13-Greenwood
12-26	LA LAKERS	W	109-91	18-12	15,786	26-Johnson	13-Robertson
12-28	DENVER	W	116-112	19-12	12,812	33-Gilmore	17-Gilmore
12-30	@ Portland	L	110-125	19-13	12,666	30-Gilmore	11-Gilmore
JANUARY RECORD: 6-10 (HOME: 3-6, ROAD: 3-4)							
1-2	@ Sacramento	L	106-114	19-14	10,333	23-Matthews	7-Mitchell
1-4	@ Golden St.	W	122-116	20-14	5,526	34-Robertson	12-Greenwood
1-6	PHILADELPHIA	L	102-108	20-15	11,513	27-Mitchell	9-Johnson/Gilmore
1-9	@ Houston	L	110-120	20-16	14,963	31-Johnson	10-Johnson/Gilmore
1-10	GOLDEN STATE	W	124-97	21-16	7,326	21-Johnson	10-Greenwood
1-12	UTAH	L	102-106	21-17	6,510	22-Mitchell	16-Gilmore
1-13	@ Phoenix	L	96-121	21-18	11,024	18-Robertson	8-Cook
1-15	HOUSTON	L	113-119	21-19	9,396	31-Robertson	8-Gilmore/Robertson
1-17	NEW YORK	W	113-100	22-19	9,631	22-Gilmore	13-Gilmore
1-19	@ Portland	W	116-105	23-19	12,666	24-Robertson	12-Johnson
1-21	LA CLIPPERS	L	96-97	23-20	5,585	24-Robertson	9-Greenwood
1-24	@ Denver	W	113-96	24-20	15,790	23-Gilmore	19-Gilmore
1-25	DALLAS	L	107-123	24-21	9,599	23-Robertson	12-Gilmore
1-27	DETROIT	L	117-118	24-22	6,092	36-Mitchell	9-Mitchell
1-29	@ Dallas	L	114-126	24-23	16,649	20-Mitchell/Robertson	9-Greenwood
1-30	CLEVELAND	W	112-99	25-23	5,093	26-Mitchell	10-Mitchell/Gilmore
FEBRUARY RECORD: 5-8 (HOME: 4-4, ROAD: 1-4)							
2-1	PHOENIX	L	111-112	25-24	6,993	30-Mitchell	12-Johnson
2-3	@ Utah	W	112-104	26-24	10,537	26-Gilmore	12-Gilmore
2-4	SEATTLE	W	124-119 (OT)	27-24	5,503	30-Gilmore	10-Mitchell
2-6	DENVER	L	95-100	27-25	7,270	23-Gilmore	16-Gilmore
2-11	DALLAS	L	107-121	27-26	6,858	27-Mitchell	7-Mitchell
2-13	HOUSTON	W	119-115	28-26	8,875	25-Gilmore	9-Gilmore
2-16	SACRAMENTO	W	113-94	29-26	7,342	16-Lamp	10-Greenwood
2-18	PHOENIX	W	120-114	30-26	7,835	27-Mitchell	11-Johnson/Robertson
2-20	@ Sacramento	L	106-107	30-27	10,333	21-Robertson	8-Robertson
2-22	MILWAUKEE	L	115-120	30-28	10,463	25-Gilmore	11-Robertson
2-24	@ Cleveland	L	114-124	30-29	7,745	28-Mitchell	9-Robertson
2-26	@ Boston	L	100-120	30-30	14,890	16-Mitchell	9-Greenwood
2-28	@ New Jersey	L	110-113	30-31	10,402	10-Mitchell	10-Gilmore
MARCH RECORD: 3-13 (HOME: 2-4, ROAD: 1-9)							
3-1	@ Atlanta	L	108-116	30-32	8,638	31-Gilmore	13-Gilmore
3-4	@ Golden State	L	126-129	30-33	6,058	25-Mitchell	10-Johnson
3-7	LA CLIPPERS	W	142-126	31-33	6,795	30-Robertson	14-Greenwood
3-8	@ Houston	L	117-126	31-34	15,333	34-Mitchell	11-Mitchell
3-11	@ Sacramento	L	120-132	31-35	10,333	31-Mitchell	14-Greenwood
3-13	BOSTON	L	119-135	31-36	14-218	30-Mitchell	10-Greenwood
3-14	@ Utah	L	121-146	31-37	12,219	34-Mitchell	8-Greenwood
3-16	@ Seattle	L	115-129	31-38	8,123	31-Mitchell	9-Greenwood
3-18	@ Dallas	L	113-120	31-39	16,937	37-Mitchell	14-Johnson
3-19	ATLANTA	W	115-112	32-39	11,567	27-Greenwood/Robertson	12-Greenwood
3-21	LA LAKERS	L	109-117	32-40	13,860	32-Mitchell	8-Wilkins
3-23	SEATTLE	L	104-107	32-41	6,615	29-Matthews	12-Mitchell
3-24	@ LA Lakers	L	102-124	32-42	17,505	18-Robertson	10-Johnson
3-26	@ LA Clippers	W	106-97	33-42	9,153	18-Mitchell	8-Johnson/Wilkins
3-27	@ Golden State	L	118-121	33-43	5,745	44-Mitchell	7-Wilkins
3-29	UTAH	L	102-110	33-44	7,020	26-Mitchell	11-Gilmore
APRIL RECORD: 2-3 (HOME: 1-3, ROAD: 1-0)							
4-1	SACRAMENTO	L	99-109	33-45	5,371	24-Mitchell	16-Greenwood
4-3	HOUSTON	L	110-136	33-46	7,219	33-Mitchell	12-Greenwood
4-6	DENVER	L	106-124	33-47	6,266	33-Mitchell	9-Greenwood
4-9	@ Phoenix	W	114-102	34-47	9,384	22-Mitchell	8-Johnson
4-13	PORTLAND	W	123-118	35-47	6,573	40-Mitchell	14-Greenwood

1986-87 RECAP



Alvin Robertson

RECORD

28-54 (21-20 home: 7-34 road)
Sixth in Midwest Division

HONORS

Alvin Robertson, NBA Steals Title
Alvin Robertson, All-Defensive First Team
Alvin Robertson, NBA All-Star

PLAYOFFS

None

SPURS LEADERS

Scoring: Alvin Robertson 17.7 ppg
Rebounding: David Greenwood 9.9 rpg
Assists: Alvin Robertson 5.2 apg

Head Coach: Bob Weiss

Assistant: Lee Rose

1986-87 SEASON NOTES

- Following the 1985-86 season, Bob Weiss replaced Cotton Fitzsimmons as head coach.
- Alvin Robertson led the NBA in steals for the second consecutive season.
- The 5 millionth fan entered the HemisFair Arena on 11/13 and witnessed the Spurs 600th professional win as the Spurs defeated Cleveland 115-102 in front of a crowd of 5,335.
- Several players joined (and left) the Spurs during the season ... on 6/20 the Spurs obtained Mychal Thompson and Larry Krystkowiak from Portland in exchange for Steve Johnson ... on 12/18 the Spurs sent rookie center Kevin Duckworth to Portland for rookie forward Walter Berry ... then, on 2/13, the Spurs sent Thompson to the Lakers for Frank Brickowski and Petur Gudmundsson.


1986-87 SPURS FINAL STATISTICS (28-54)

			3-POINT						REBOUNDING									SCORING	
PLAYER	G	MIN	FGM-FGA	PCT.	FGM-FGA	PCT.	FTM-FTA	PCT.	OFF	DEF	TOT	AVG.	AST	PF-DQ	STL	TO	BLK	PTS	AVG.
Robertson	81	2697	589-1264	.466	13-48	.271	244-324	.753	186	238	424	5.2	421	264-2	260	243	35	1435	17.7
Berry	56	1567	401-758	.529	0-3	.000	186-287	.648	132	170	302	5.4	104	188-2	36	153	40	988	17.6
Mitchell	40	922	208-478	.435	1-2	.500	92-112	.821	38	65	103	2.6	38	68-0	19	51	9	509	12.7
Thompson	49	1210	230-528	.436	1-1	1.000	144-196	.735	91	185	276	5.6	87	117-0	31	77	41	605	12.3
Greenwood	79	2587	336-655	.513	3-6	.500	241-307	.785	256	527	783	9.9	237	248-3	71	161	50	916	11.6
Gilmore	82	2405	346-580	.597	0-0	.000	242-356	.680	185	394	579	7.1	150	235-2	39	178	95	934	11.4
Sundvold	76	1765	365-751	.486	50-149	.336	70-84	.833	20	78	98	1.3	315	109-1	35	97	0	850	11.2
Dawkins	81	1682	334-764	.437	14-47	.298	153-191	.801	56	113	169	2.1	290	118-0	67	120	3	835	10.3
Corbin	31	732	113-264	.428	0-0	.000	49-67	.731	52	67	119	3.8	80	81-0	38	46	3	275	8.9
Moore	55	1234	198-448	.442	22-79	.278	56-70	.800	32	68	100	1.8	250	97-0	83	102	3	474	8.6
Krystkowiak	68	1004	170-373	.456	1-12	.083	110-148	.743	77	162	239	3.5	85	141-1	22	67	12	451	6.6
Jones	49	744	119-289	.412	7-19	.368	41-52	.788	39	56	95	1.9	66	68-0	32	38	18	286	5.8
Brickowski	7	83	10-30	.333	0-4	.000	10-11	.909	8	11	19	2.7	5	13-0	6	7	2	30	4.3
Nealy	60	980	84-192	.438	4-31	.129	51-69	.739	96	188	284	4.7	83	144-1	40	36	11	223	3.7
Duckworth	14	122	18-45	.400	0-0	.000	9-14	.643	13	18	31	2.2	6	27-0	5	4	3	45	3.2
McKenzie	6	42	7-28	.250	1-2	.500	2-2	1.000	2	5	7	1.1	1	9-0	1	3	0	17	2.8
Brittain	6	29	4-9	.444	0-0	.000	1-2	.500	2	2	4	0.7	2	3-0	1	2	0	9	1.5
SPURS	82		3532-7456	.474	117-403	.290	1701-2292	.742	1285	2347	3632	44.3	2220	1930-12	786	1406	325	8882	108.3
OPPONENTS	82		3704-7310	.507	106-379	.280	1786-2364	.756	1100	2461	3561	43.4	2375	1844-16	699	1417	463	9300	113.1

28-54 (SIXTH IN MIDWEST DIVISION)

DATE	OPPONENT	W-L	SCORE	REC.	ATT.	HI-SCORER	HI-REBOUNDER
OCTOBER RECORD:		0-1 (ROAD: 0-1)					
10-31	@ Denver	L	104-134	0-1	14,835	16-Dawkins	6-Corbin
NOVEMBER RECORD:		5-9 (HOME: 3-2, ROAD: 2-7)					
11-1	DALLAS	W	108-105	1-1	13,340	23-Mitchell	11-Greenwood
11-4	@ Chicago	L	104-111	1-2	12,282	34-Mitchell	7-Robertson
11-5	@ New Jersey	W	112-103	2-2	6,799	25-Dawkins	11-Greenwood/Thompson
11-7	@ Philadelphia	L	97-114	2-3	12,564	24-Mitchell	9-Gilmore
11-8	@ Indiana	L	97-130	2-4	14,365	22-Thompson	8-Greenwood/Thompson
11-11	@ Houston	L	96-116	2-5	16,016	17-Robertson	10-Gilmore
11-13	CLEVELAND	W	115-102	3-5	5,335	23-Thompson	17-Greenwood
11-15	PHOENIX	L	109-116	3-6	6,640	31-Mitchell	9-Greenwood
11-19	LA LAKERS	L	108-117	3-7	10,581	34-Robertson	10-Robertson
11-21	@ Portland	L	114-127	3-8	12,666	34-Robertson	9-Thompson
11-22	@ LA Clippers	W	109-102	4-8	4,831	30-Robertson	10-Greenwood
11-25	NEW JERSEY	W	117-99	5-8	5,511	21-Robertson	8-Gilmore
11-28	@ Boston	L	96-111	5-9	14,890	30-Robertson	15-Greenwood
11-29	@ Washington	L	103-116	5-10	9,549	19-Robertson/Gilmore	9-Gilmore
DECEMBER RECORD:		3-12 (HOME: 3-4, ROAD: 0-8)					
12-2	@ Cleveland	L	105-115	5-11	6,473	23-Corbin	7-Greenwood/Gilmore
12-4	SEATTLE	L	102-109	5-12	5,893	23-Robertson	22-Greenwood
12-6	CHICAGO	W	106-97	6-12	11,939	30-Robertson	7-Gilmore/Thompson
12-9	PORTLAND	L	104-120	6-13	5,362	21-Thompson/Corbin	9-Thompson/Corbin
12-11	@ Seattle	L	107-113	6-14	5,056	19-Dawkins	15-Greenwood
12-13	GOLDEN STATE	L	102-117	6-15	6,486	21-Thompson	12-Thompson
12-16	@ Dallas	L	98-101	6-16	17,007	22-Robertson	15-Greenwood
12-17	PHOENIX	W	94-81	7-16	4,754	22-Sundvold	10-Thompson
12-19	@ Detroit	L	84-114	7-17	11,660	13-Greenwood/Sundvold	9-Gilmore
12-20	@ Atlanta	L	96-111	7-18	11,570	17-Thompson	9-Greenwood
12-22	@ New York	L	99-103	7-19	9,807	26-Dawkins	13-Gilmore
12-23	@ Milwaukee	L	108-110	7-20	11,052	25-Robertson	10-Greenwood/Thompson
12-27	DENVER	L	106-108	7-21	10,723	24-Gilmore	18-Greenwood
12-29	@ Utah	L	101-109	7-22	12,212	19-Dawkins	11-Greenwood
12-30	UTAH	W	115-109	8-22	6,465	29-Thompson	8-Robertson
JANUARY RECORD:		7-7 (HOME: 4-3, ROAD: 3-4)					
1-3	DALLAS	L	89-106	8-23	12,858	14-Berry	9-Greenwood/Robertson
1-6	INDIANA	L	99-101	8-24	5,407	24-Mitchell/Dawkins	9-Greenwood
1-7	@ Dallas	L	103-108	8-25	17,007	25-Robertson	13-Greenwood
1-9	@ Phoenix	W	115-100	9-25	12,625	25-Robertson	13-Greenwood
1-11	@ LA Lakers	L	109-111	9-26	15,794	20-Robertson/Sundvold	9-Greenwood
1-13	@ Golden State	L	109-111	9-27	8,546	20-Jones	14-Thompson
1-14	@ Seattle	L	104-130	9-28	5,068	24-Berry	13-Berry
1-17	UTAH	W	102-91	10-28	6,071	27-Robertson	25-Gilmore
1-19	LA CLIPPERS	W	113-106	11-28	5,428	27-Robertson	11-Berry
1-21	HOUSTON	L	91-111	11-29	11,256	20-Berry	9-Robertson
1-24	NEW YORK	W	108-101	12-29	9,149	31-Greenwood	15-Greenwood
1-27	DETROIT	W	118-107	13-29	5,841	22-Sundvold	7-Gilmore
1-29	@ Sacramento	W	113-107	14-29	10,333	24-Berry	11-Greenwood
1-30	@ LA Clippers	W	124-120 (OT)	15-29	6,590	25-Robertson	15-Greenwood
FEBRUARY RECORD:		6-7 (HOME: 6-4, ROAD: 0-3)					
2-1	MILWAUKEE	W	120-116	16-29	7,301	28-Robertson	17-Gilmore
2-3	GOLDEN STATE	W	111-103	17-29	5,926	24-Gilmore	23-Greenwood
2-5	SEATTLE	W	117-111	18-29	7,548	25-Sundvold	18-Greenwood
2-10	@ Houston	L	92-115	18-30	16,016	16-Berry/Sund/Dawkins	10-Greenwood
2-11	WASHINGTON	L	108-133	18-31	6,857	24-Berry	10-Berry
2-13	LA CLIPPERS	L	96-110	18-32	7,506	29-Robertson	13-Greenwood
2-14	@ Utah	L	95-108	18-33	12,212	18-Berry	11-Berry
2-17	DENVER	W	131-126 (OT)	19-33	5,607	23-Robertson	13-Gilmore
2-20	@ Dallas	L	107-122	19-34	17,007	24-Sundvold	9-Robertson
2-21	BOSTON	L	113-121	19-35	15,786	29-Berry	15-Greenwood
2-24	SACRAMENTO	L	106-112	19-36	7,306	25-Mitchell	8-Berry
2-26	PHILADELPHIA	W	96-94	20-36	11,947	23-Berry/Robertson	7-Gilmore
2-28	DALLAS	W	123-98	21-36	10,919	30-Robertson	12-Greenwood
MARCH RECORD:		5-10 (HOME: 3-3, ROAD: 2-7)					
3-2	HOUSTON	L	100-105	21-37	7,947	26-Robertson	11-Greenwood
3-5	@ Denver	L	104-121	21-38	9,124	15-Berry/Robertson	11-Greenwood/Gilmore
3-6	SACRAMENTO	W	130-119	22-38	5,606	27-Robertson/Mitchell	6-Greenwood/Moore
3-8	@ Golden State	L	111-137	22-39	9,914	16-Greenwood	11-Greenwood
3-10	ATLANTA	L	106-113	22-40	8,769	27-Berry	10-Greenwood
3-12	@ Houston	L	112-121	22-41	16,279	19-Sundvold	16-Nealy
3-14	PHOENIX	W	121-108	23-41	7,791	21-Berry	11-Greenwood
3-16	@ Seattle	L	111-122	23-42	5,934	24-Kryskowiak	10-Robertson
3-17	@ Sacramento	W	108-106	24-42	10,333	30-Robertson	10-Robertson
3-20	@ LA Lakers	L	115-147	24-43	17,505	26-Berry	8-Nealy
3-22	@ LA Clippers	W	116-112 (OT)	25-43	6,449	25-Moore	16-Gilmore
3-24	HOUSTON	W	103-97	26-43	8,702	24-Gilmore	15-Greenwood
3-27	@ Utah	L	133-144	26-44	12,212	23-Nealy	12-Greenwood/Nealy
3-29	PORTLAND	L	113-135	26-45	8,784	24-Berry/Sundvold	15-Gilmore
3-31	@ Denver	L	106-111	26-46	8,214	21-Moore	14-Greenwood
APRIL RECORD:		2-8 (HOME: 2-4, ROAD: 0-4)					
4-1	UTAH	L	104-107	26-47	7,745	21-Berry/Gilmore	12-Greenwood
4-3	DENVER	L	106-116	26-48	6,469	27-Berry	14-Greenwood
4-5	GOLDEN STATE	L	119-120 (OT)	26-49	5,838	25-Robertson	12-Greenwood
4-8	SACRAMENTO	L	110-111	26-50	5,276	20-Berry/Greenwood	12-Greenwood
4-10	@ LA Lakers	L	121-131	26-51	17,505	24-Kryskowiak	16-Greenwood
4-11	@ Phoenix	L	116-136	26-52	10,595	22-Gilmore/Dawkins	10-Nealy
4-13	@ Sacramento	L	118-123	26-53	10,333	27-Berry/Greenwood	14-Berry
4-15	PORTLAND	W	123-112	27-53	6,827	27-Berry	12-Greenwood
4-17	LA LAKERS	W	115-103	28-53	12,872	23-Greenwood	15-Nealy
4-19	@ Portland	L	134-144	28-54	12,666	28-Dawkins	8-Gilmore

1987-88 RECAP



Johnny Dawkins

RECORD

31-51 (23-18 home: 8-33 road)
Fifth in Midwest Division

HONORS

Alvin Robertson, All-Defensive Second Team

Alvin Robertson, NBA All-Star
Greg Anderson, NBA All-Rookie Team

PLAYOFFS

Lost to Los Angeles, First Round, 3-0

SPURS LEADERS

Scoring: Alvin Robertson 19.6 ppg
Rebounding: Frank Brickowski 6.9 rpg
Assists: Johnny Dawkins 7.4 apg

Head Coach: Bob Weiss

Assistant: Lee Rose

1987-88 SEASON NOTES

- The biggest day of the season occurred during the summer and happened off the court ... on 6/22 the Spurs used the number one pick in the 1987 NBA Draft to select David Robinson of the Naval Academy ... on the same day the Spurs shipped aging center Artis Gilmore to Chicago in exchange for a second-round selection in the 1988 Draft.
- Robinson signed a contract with the Spurs on 11/6 and – before beginning his two-year tour with the Navy – the Admiral witnessed the Spurs lose to the defending NBA Champion Lakers 133-124.
- The Spurs paid tribute to George Gervin on 12/5 as his #44 jersey was retired by the franchise, joining James Silas as the second player in Spurs history to have his number retired.

1987-88 SPURS FINAL STATISTICS (31-51)

			3-POINT						REBOUNDING										SCORING	
PLAYER	G	MIN	FGM-FGA	PCT.	FGM-FGA	PCT.	FTM-FTA	PCT.	OFF	DEF	TOT	AVG.	AST	PF-DQ	STL	TO	BLK	PTS	AVG.	
Robertson	82	2978	655-1408	.465	27-95	.284	273-365	.748	165	333	498	6.1	557	300-4	243	251	69	1610	19.6	
Berry	73	1922	540-960	.563	0-0	.000	192-320	.600	176	219	395	5.4	110	207-2	55	162	63	1272	17.4	
Brickowski	70	2227	425-805	.528	1-5	.200	268-349	.768	167	316	483	6.9	266	275-11	74	207	36	1119	16.0	
Dawkins	65	2179	405-835	.485	19-61	.311	198-221	.896	66	138	204	3.1	480	95-0	88	154	2	1027	15.8	
Mitchell	68	1501	378-784	.482	3-12	.250	160-194	.825	54	144	198	2.9	68	101-0	31	52	13	919	13.5	
Anderson	82	1984	379-756	.501	1-5	.200	198-328	.604	161	352	513	6.3	79	228-1	54	143	122	957	11.7	
Wood	38	830	120-282	.426	43-108	.398	69-91	.758	16	35	51	1.3	155	44-0	22	34	1	352	9.3	
Greenwood	45	1236	151-328	.460	0-2	.000	83-111	.748	92	208	300	6.7	97	134-2	33	74	22	385	8.6	
Sundvold	52	1024	176-379	.464	26-64	.406	43-48	.896	14	34	48	0.9	183	54-0	27	57	2	421	8.1	
Gudmundsson	69	1017	139-280	.496	0-1	.000	117-145	.807	93	230	323	4.7	86	197-5	18	103	61	395	5.7	
Wilson	18	373	36-99	.364	9-25	.360	23-29	.793	1	25	26	1.4	63	34-0	17	21	3	104	5.8	
Davis	16	187	42-97	.433	1-15	.067	7-10	.700	15	23	38	2.4	17	25-0	0	13	3	92	5.8	
Myers	22	328	43-95	.453	0-4	.000	26-39	.667	11	26	37	1.7	48	30-0	17	33	6	112	5.1	
Nimphius	72	919	128-257	.498	0-1	.000	60-83	.723	62	91	153	2.1	53	141-2	22	49	56	316	4.4	
Reliford	4	42	5-8	.625	0-0	.000	6-8	.750	2	5	7	1.8	1	3-0	0	4	3	16	4.0	
Zevenbergen	8	58	15-27	.556	0-0	.000	0-2	.000	4	9	13	1.6	3	12-0	3	4	1	30	3.8	
Blackwell	10	112	15-41	.366	2-11	.182	5-6	.833	2	4	6	0.6	18	16-0	3	8	0	37	3.7	
Nealy	68	837	50-109	.459	1-2	.500	41-63	.651	82	140	222	3.3	49	94-0	29	27	5	142	2.1	
Moore	4	51	4-9	.444	0-1	.000	0-0	.000	1	3	4	1.0	11	1-0	3	4	0	8	2.0	
SPURS	82		3706-7559	.490	133-412	.323	1769-2412	.733	1184	2335	3519	42.9	2344	1991-27	739	1418	468	9314	113.6	
OPPONENTS	82		3851-7678	.502	157-450	.349	1855-2390	.776	1292	2513	3805	46.4	2470	1969-13	690	1427	537	9714	118.5	

1987-88 GAME-BY-GAME

31-51 (FIFTH IN MIDWEST DIVISION)

DATE	OPPONENT	W-L	SCORE	REC.	ATT.	HI-SCORER	HI-REBOUNDER
NOVEMBER RECORD: 5-8 (HOME: 4-1, ROAD: 1-7)							
11-6	@ Houston	L	102-108	0-1	16,611	21-Dawkins	9-Berry
11-7	DALLAS	W	130-106	1-1	14,172	30-Robertson	7-Brickowski/Nealy
11-10	LA LAKERS	L	124-133	1-2	13,751	28-Berry	11-Greenwood
11-12	SEATTLE	W	123-118	2-2	6,399	28-Dawkins	8-Brickowski/Anderson
11-14	@ Phoenix	L	113-124	2-3	9,686	22-Dawkins	7-Roberts/Gudmundsson
11-15	@ LA Lakers	L	130-147	2-4	17,505	23-Greenwood	8-Greenwood/Robertson
11-17	LA CLIPPERS	W	122-121 (OT)	3-4	8,892	24-Anderson	9-Anderson
11-20	@ Denver	L	142-156	3-5	8,831	31-Anderson	9-Gudmundsson
11-21	UTAH	W	120-119	4-5	7,459	22-Berry	8-Greenwood/Brickowski
11-23	@ New York	W	117-112	5-5	10,124	26-Dawkins	11-Berry
11-25	@ Indiana	L	122-133	5-6	10,655	22-Brickowski	13-Anderson
11-27	@ Detroit	L	111-143	5-7	30,743	18-Gudmundsson	9-Gudmundsson
11-28	@ Atlanta	L	100-124	5-8	12,215	21-Gudmundsson	11-Gudmundsson
DECEMBER RECORD: 8-4 (HOME: 7-0, ROAD: 1-4)							
12-2	HOUSTON	W	97-93	6-8	8,025	20-Dawkins	15-Brickowski
12-5	CHICAGO	W	110-101	7-8	15,786	20-Dawkins	12-Brickowski
12-8	UTAH	W	105-100	8-8	5,263	27-Brickowski	13-Greenwood
12-12	PHOENIX	W	129-110	9-8	7,262	30-Robertson	13-Gudmundsson
12-15	@ New Jersey	L	95-104	9-9	8,010	29-Brickowski	15-Brickowski
12-16	@ Philadelphia	L	102-114	9-10	9,278	24-Wood	14-Gudmundsson
12-18	DENVER	W	133-114	10-10	7,401	30-Berry	15-Brickowski
12-20	@ Portland	L	126-148	10-11	12,666	27-Wood	9-Berry
12-22	@ Sacramento	L	96-120	10-12	10,333	29-Robertson	6-Berry/Anderson
12-23	@ LA Clippers	W	111-97	11-12	7,763	31-Robertson	15-Greenwood
12-26	GOLDEN STATE	W	105-96	12-12	10,632	24-Robertson	12-Greenwood
12-30	SACRAMENTO	W	140-108	13-12	7,294	25-Dawkins	9-Greenwood
JANUARY RECORD: 4-10 (HOME: 3-5, ROAD: 1-5)							
1-2	DALLAS	L	109-116	13-13	12,426	28-Berry	13-Berry
1-4	@ LA Lakers	L	115-133	13-14	17,505	20-Robertson	9-Greenwood
1-5	@ Golden State	L	119-129	13-15	5,981	35-Robertson	9-Berry
1-7	@ Sacramento	W	124-119	14-15	10,333	30-Dawkins	9-Brickowski/Anderson
1-9	@ Seattle	L	133-141	14-16	11,565	37-Robertson	13-Anderson
1-13	ATLANTA	L	110-120	14-17	10,183	28-Berry	15-Gudmundsson
1-14	INDIANA	L	108-112	14-18	6,841	25-Robertson	11-Gudmundsson
1-15	PORTLAND	L	120-121	14-19	9,523	21-Brickowski/Wood	12-Brickowski/Nealy
1-19	MILWAUKEE	W	110-104	15-19	6,133	26-Brickowski	9-Greenwood/Robertson
1-22	@ Utah	L	106-119	15-20	12,212	24-Wood	15-Brickowski
1-23	LA CLIPPERS	W	106-100	16-20	7,369	25-Mitchell	10-Robertson
1-26	@ Dallas	L	111-125	16-21	17,007	21-Robertson	7-Anderson
1-27	CLEVELAND	L	102-112	16-22	5,940	27-Berry	10-Berry
1-30	SEATTLE	W	112-132 (OT)	17-22	8,319	23-Robertson	14-Anderson
FEBRUARY RECORD: 4-9 (HOME: 3-5, ROAD: 1-4)							
2-2	NEW JERSEY	W	118-106	18-22	5,400	28-Berry	10-Berry/Brickowski
2-4	DENVER	L	123-129	18-23	5,587	29-Robertson	12-Brickowski
2-9	@ Denver	L	108-136	18-24	8,492	25-Dawkins	7-Brickowski
2-10	BOSTON	L	120-136	18-25	15,770	32-Robertson	10-Brickowski
2-12	LA LAKERS	L	132-133	18-26	5,770	28-Robertson/Brick	9-Robertson
2-15	GOLDEN STATE	W	122-126	18-27	5,484	31-Berry	14-Robertson
2-18	@ Phoenix	W	122-114	19-27	10,086	31-Robertson	9-Brickowski
2-19	WASHINGTON	L	102-106	19-28	5,147	26-Brickowski	10-Nealy
2-21	@ Portland	L	112-117	19-29	12,666	27-Mitchell	14-Greenwood
2-22	@ Golden State	L	111-123	19-30	7,992	29-Anderson	21-Anderson
2-24	PHILADELPHIA	W	123-121 (OT)	20-30	6,766	23-Robertson	10-Anderson/Brickowski
2-26	HOUSTON	W	111-107	21-30	11,056	30-Berry	12-Anderson
2-28	@ Houston	L	95-108	21-31	16,611	16-Berry	10-Anderson
MARCH RECORD: 5-12 (HOME: 4-4, ROAD: 1-8)							
3-1	PHOENIX	W	114-109	22-31	5,151	29-Berry	13-Anderson
3-4	SACRAMENTO	L	132-134	22-32	6,347	28-Mitchell	7-Berry
3-5	@ Utah	L	106-125	22-33	12,444	23-Mitchell	6-Gud/Mitchell/Greenwood
3-6	@ Milwaukee	L	101-119	22-34	11,062	23-Robertson	10-Brickowski
3-9	@ Boston	L	118-119	22-35	14,890	20-Mitchell	8-Gudmundsson
3-11	@ Cleveland	L	107-117	22-36	12,294	20-Berry	8-Anderson/Brickowski
3-12	@ Chicago	L	92-112	22-37	18,368	29-Berry	8-Dawkins
3-14	@ Washington	L	106-112	22-38	5,236	22-Berry	8-Anderson
3-16	LA CLIPPERS	W	113-110	23-38	5,066	31-Mitchell	12-Anderson
3-18	SEATTLE	L	110-118 (OT)	23-39	7,353	29-Mitchell	9-Anderson
3-19	UTAH	W	113-110	24-39	6,351	25-Nimphus	12-Robertson
3-21	NEW YORK	L	133-121	24-40	5,802	27-Berry	8-Brick/Robertson/Nealy
3-22	@ Denver	L	109-136	24-41	10,746	24-Sundvold	7-Anderson/Robertson
3-25	DETROIT	W	107-106	25-41	8,596	25-Sundvold	13-Anderson
3-26	@ Dallas	L	112-131	25-42	17,007	26-Dawkins	9-Anderson
3-29	PORTLAND	L	113-136	25-43	7,842	25-Robertson	9-Berry
3-31	@ Seattle	W	117-115	26-43	9,210	21-Robertson	11-Anderson
APRIL RECORD: 5-8 (HOME: 2-3, ROAD: 3-5)							
4-1	@ LA Clippers	W	106-91	27-43	8,966	28-Brickowski	9-Brickowski/Anderson
4-3	@ Portland	L	107-110	27-44	12,606	22-Mitchell	13-Anderson
4-5	@ Golden State	W	117-104	28-44	8,263	26-Robertson	9-Anderson
4-6	@ Sacramento	L	108-115	28-45	10,333	23-Robertson	9-Berry
4-8	DENVER	L	124-129	28-46	6,697	36-Mitchell	13-Robertson
4-12	HOUSTON	W	127-119	29-46	6,673	34-Brickowski	15-Brickowski
4-13	@ Phoenix	L	118-123	29-47	10,822	31-Berry	9-Berry
4-15	SACRAMENTO	W	118-112	30-47	5,049	25-Sundvold	8-Anderson
4-16	@ Utah	L	82-107	30-48	12,444	14-Mitchell/Nimphus	9-Gudmundsson
4-19	LA LAKERS	L	126-133	30-49	12,456	40-Robertson	10-Anderson
4-21	@ Houston	W	117-116	31-49	16,611	24-Robertson	11-Gudmundsson
4-22	@ Dallas	L	96-127	31-50	17,007	20-Robertson	10-Gudmundsson
4-24	DALLAS	L	109-119	31-51	7,297	28-Anderson	11-Anderson

1988-89 RECAP



Willie Anderson

RECORD

21-61 (18-23 home: 3-38 road)
Fifth in Midwest Division

HONORS

Willie Anderson, NBA All-Rookie First Team

PLAYOFFS

None

SPURS LEADERS

Scoring: Willie Anderson 18.6 ppg
Rebounding: Greg Anderson 8.2 rpg
Assists: Johnny Dawkins 7.0 apg

Head Coach: Larry Brown
Assistants: Gregg Popovich, R.C. Buford,
Alvin Gentry & Ed Manning

1988-89 SEASON NOTES

- On 5/28 Red McCombs became full owner of the Spurs, purchasing the team from his fellow investors for \$47 million ... one of McCombs first moves was to fire Bob Weiss and hire Larry Brown as head coach.
- The Spurs finished the season with a 21-61 record ... the Spurs were just 3-38 on the road during the year and set a club record with 20-straight losses on the road.
- A total of 22 players suited up for the Spurs during the season and Greg Anderson was the only player to appear in all 82 games for the Spurs.
- Rookie Willie Anderson was one of the few bright spots for San Antonio ... he was named to the NBA All-Rookie First Team and he became the first Spur rookie ever to lead the team in scoring, averaging 18.6 points per game ... Anderson was the runner-up in Rookie of the Year voting behind Mitch Richmond of the Kings.


1988-89 SPURS FINAL STATISTICS (21-61)

				3-POINT				REBOUNDING								SCORING			
PLAYER	G	GS	MIN	FGM-FGA	PCT.	FGM-FGA	PCT.	FTM-FTA	PCT.	OFF	DEF	TOT	AST	PF-DQ	STL	TO	BLK	PTS	AVG.
W. Anderson	81	79	2738	640-1285	.498	4-21	.190	224-289	.775	152	265	417	372	295-8	150	261	62	1508	18.6
Robertson	65	65	2287	465-962	.483	9-45	.200	183-253	.723	157	227	384	393	259-6	197	231	36	1122	17.3
Dawkins	32	30	1083	177-400	.443	0-4	.000	100-112	.893	32	69	101	224	64-0	55	111	0	454	14.2
G. Anderson	82	56	2401	460-914	.503	0-3	.000	207-403	.514	255	421	676	61	221-2	102	180	103	1127	13.7
Brickowski	64	60	1822	337-654	.515	0-2	.000	201-281	.715	148	258	406	131	252-10	102	165	35	875	13.7
Maxwell	79	36	2065	357-827	.432	32-129	.248	181-243	.745	49	153	202	301	136-0	86	178	8	927	11.7
Cook	36	0	757	147-315	.467	6-31	.194	46-56	.821	21	38	59	84	77-0	43	62	4	346	9.6
Vincent	24	3	551	91-219	.416	0-1	.000	35-51	.686	36	56	92	22	52-0	5	37	3	217	9.0
Bowie	18	5	438	72-144	.500	1-5	.200	10-15	.667	25	31	56	29	43-1	18	22	4	155	8.6
Natt	10	0	185	25-66	.379	0-0	.000	35-48	.729	16	16	32	11	19-0	2	19	2	85	8.5
Greenwood	38	15	912	105-247	.425	0-0	.000	84-105	.800	92	146	238	55	123-2	30	55	24	294	7.7
King	46	11	791	141-327	.431	8-32	.250	37-48	.771	33	107	140	79	97-2	27	74	7	327	7.1
Comegys	67	10	1119	166-341	.487	0-2	.000	106-161	.658	112	122	234	30	160-2	42	85	63	438	6.5
M. Anderson	36	12	730	73-175	.417	1-7	.143	57-82	.695	44	45	89	153	64-0	44	84	3	204	5.7
Smrek	43	18	623	72-153	.471	0-0	.000	49-76	.645	42	87	129	12	102-2	13	48	58	193	4.5
Gudmundsson	5	3	70	9-25	.360	0-0	.000	3-4	.750	5	11	16	5	15-0	1	8	1	21	4.2
Jones	7	0	92	9-25	.360	0-0	.000	8-13	.615	6	10	16	7	8-0	2	7	2	26	3.7
Roth	47	3	464	52-143	.364	2-10	.200	52-76	.684	20	36	56	48	55-0	19	33	4	158	3.4
Whitehead	52	4	580	69-176	.392	0-0	.000	30-45	.667	49	80	129	17	107-1	22	22	4	168	3.2
Mitchell	2	0	33	2-9	.222	0-0	.000	1-4	.250	1	2	3	1	2-0	1	4	0	5	2.5
Smart	2	0	12	0-2	.000	0-1	.000	2-2	1.000	0	1	1	2	0-0	0	2	0	2	1.0
Stroeder	1	0	2	0-0	.000	0-0	.000	0-0	.000	0	0	0	0	2-0	0	1	0	0	0.0
SPURS	82			3469-7409	.468	63-293	.215	1651-2367	.698	1295	2181	3476	2037	2153-36	961	1712	423	8652	105.5
OPPONENTS	82			3486-7148	.488	172-532	.323	2105-2714	.776	1256	2462	3718	2062	1938-21	915	1728	545	9249	112.8

21-61 (FIFTH IN MIDWEST DIVISION)

DATE	OPPONENT	W-L	SCORE	REC.	ATT.	HI-SCORER	HI-REBOUNDER
NOVEMBER RECORD:		5-8 (HOME: 4-3, ROAD: 1-5)					
11-5	LA LAKERS	W	122-107	1-0	15,861	30-Robertson/W. And.	8-Robertson
11-8	@ Houston	L	102-120	1-1	16,611	22-Dawkins	13-G. Anderson
11-9	MIAMI	W	117-93	2-1	9,226	29-W. Anderson	7-Greenwd/G. And/Dawk
11-11	@ Dallas	L	102-115	2-2	17,007	19-Cook	10-Greenwd/G. And/Robt
11-12	UTAH	L	96-105	2-3	11,889	30-Dawkins	17-G. Anderson
11-16	DETROIT	L	88-94	2-4	11,991	19-Dawkins/G. And.	13-G. Anderson
11-17	@ Denver	L	112-139	2-5	10,079	23-Dawkins	4-Grnwd/W. And/Dawk
11-19	CHARLOTTE	L	105-107	2-6	10,863	24-W. And/Robertson	13-G. Anderson
11-23	ATLANTA	W	119-109	3-6	11,874	22-W. And/G. And/Rob	12-G. Anderson
11-25	@ Utah	L	95-115	3-7	12,444	24-G. Anderson	9-G. Anderson
11-26	PHOENIX	W	117-104	4-7	10,583	34-Robertson	11-G. Anderson/Robertson
11-29	@ Atlanta	L	104-120	4-8	13,133	26-G. Anderson	17-G. Anderson
11-30	@ Miami	L	105-101	5-8	14,298	27-Robertson	8-Robertson/Brickowski
DECEMBER RECORD:		2-12 (HOME: 2-5, ROAD: 0-7)					
12-3	NEW YORK	W	122-109	6-8	12,826	23-Robertson	8-G. Anderson
12-6	SEATTLE	L	107-112	6-9	8,557	28-Robertson	9-G. Anderson
12-8	CLEVELAND	L	95-104	6-10	9,521	19-Dawkins	10-Brickowski
12-11	@ Portland	L	123-128 (OT)	6-11	12,848	25-Brickowski	12-Brickowski
12-13	@ Sacramento	L	89-108	6-12	16,517	21-Dawkins	10-Greenwood
12-15	@ Seattle	L	107-122	6-13	9,117	27-W. Anderson	17-G. Anderson
12-17	GOLDEN STATE	L	113-123	6-14	9,162	25-W. Anderson	9-G. Anderson
12-18	@ Houston	L	109-120	6-15	16,611	29-G. Anderson	10-G. Anderson
12-20	@ Phoenix	L	110-128	6-16	9,550	14-Dawkins/G. And.	7-Robertson
12-21	SACRAMENTO	W	125-107	7-16	8,879	17-G. Anderson	9-Robertson
12-23	LA CLIPPERS	L	108-114	7-17	10,443	22-W. Anderson	11-W. Anderson
12-26	@ Miami	L	109-111	7-18	15,008	23-G. Anderson	12-Brickowski
12-27	@ Dallas	L	101-110	7-19	17,007	25-Robertson	6-W. Anderson
12-30	BOSTON	L	99-112	7-20	15,861	23-G. Anderson	8-G. Anderson
JANUARY RECORD:		5-10 (HOME: 4-4, ROAD: 1-6)					
1-3	DENVER	W	129-105	8-20	7,965	24-W. Anderson	17-Greenwood
1-5	PHILADELPHIA	W	119-104	9-20	10,552	36-W. Anderson	7-W. Anderson
1-7	@ Golden State	W	104-102	10-20	13,913	36-W. Anderson	12-Greenwood
1-8	@ LA Lakers	L	96-126	10-21	17,505	19-W. Anderson	8-G. Anderson
1-11	HOUSTON	L	117-122 (OT)	10-22	11,966	29-Maxwell	13-Greenwood
1-12	@ Utah	L	91-115	10-23	12,444	16-Brickowski	10-G. Anderson
1-14	PORTLAND	L	99-103	10-24	12,864	27-Robertson	12-Greenwood
1-16	@ New York	L	106-116	10-25	19,591	20-W. Anderson	12-G. Anderson
1-17	@ New Jersey	L	112-117	10-26	8,534	25-W. Anderson	9-G. And/Brick/Grnwd
1-19	@ Washington	L	112-115	10-27	6,146	30-Robertson	9-Brickowski
1-23	MIAMI	W	119-101	11-27	9,404	26-W. Anderson	7-Greenwood
1-25	UTAH	L	103-107	11-28	9,925	25-G. Anderson	10-Greenwood
1-27	@ Dallas	L	82-126	11-29	17,007	16-Brickowski/Natt	9-G. And/Brick
1-28	HOUSTON	L	91-96	11-30	15,496	23-Maxwell	8-G. Anderson
1-31	DENVER	W	117-111	12-30	8,041	26-Maxwell	13-G. Anderson
FEBRUARY RECORD:		1-12 (HOME: 0-3, ROAD: 1-9)					
2-3	@ LA Clippers	W	106-101	13-30	9,450	21-Maxwell	12-G. Anderson
2-4	@ Portland	L	100-137	13-31	12,848	15-G. And/W. And	12-G. Anderson
2-7	@ Sacramento	L	99-114	13-32	16,517	26-W. Anderson	7-G. Anderson/Brickowski
2-9	CHICAGO	L	103-108	13-33	15,861	19-Brick/W. And/Max	9-Brickowski
2-14	@ Seattle	L	113-129	13-34	11,506	18-W. Anderson	7-G. Anderson
2-15	@ Golden State	L	96-133	13-35	13,941	21-M-Anderson	9-Brickowski
2-18	@ Utah	L	93-107	13-36	12,444	22-Brickowski	9-Comegys
2-20	DALLAS	L	93-105	13-37	9,326	24-Brickowski	8-King
2-22	GOLDEN STATE	L	107-118	13-38	9,427	26-Brickowski	18-G. Anderson
2-24	@ Indiana	L	93-112	13-39	10,306	22-Maxwell	9-G. And/Comegys
2-25	@ Charlotte	L	113-124	13-40	23,388	28-W. Anderson	10-Brickowski
2-27	@ Milwaukee	L	96-105	13-41	14,862	22-Brickowski	10-G. Anderson
2-28	@ Chicago	L	102-121	13-42	17,416	22-W. Anderson	8-W. Anderson
MARCH RECORD:		6-10 (HOME: 6-2, ROAD: 0-8)					
3-2	@ Cleveland	L	84-112	13-43	17,996	16-G. And/Comegys	7-G. Anderson
3-4	DENVER	W	106-89	14-43	11,940	24-Brickowski	9-Comegys/Brickowski
3-7	PORTLAND	L	103-116	14-44	8,592	27-Brickowski	8-W. Anderson
3-9	NEW JERSEY	W	112-98	15-44	10,484	29-Robertson	10-G. Anderson
3-11	DALLAS	W	97-90	16-44	12,748	20-W. Anderson	9-G. Anderson
3-13	LA CLIPPERS	L	103-115	16-45	9,402	20-W. Anderson	7-Comegys/G. And.
3-15	MILWAUKEE	W	110-108	17-45	8,778	25-W. Anderson	11-G. Anderson
3-16	@ Denver	L	102-119	17-46	12,083	19-Maxwell	11-Vincent/Smrek
3-18	UTAH	W	114-98	18-46	13,228	27-Robertson	11-Robertson
3-20	@ Boston	L	108-119	18-47	14,890	20-Brickowski	9-Brickowski/Smrek
3-22	@ Detroit	L	94-115	18-48	21,454	20-Brickowski	7-Brickowski
3-24	@ Philadelphia	L	122-135	18-49	13,128	26-Brickowski	6-Brickowski
3-25	@ Miami	L	105-107	18-50	14,298	30-W. Anderson	10-Robertson
3-28	WASHINGTON	W	130-114	19-50	10,139	29-W. Anderson	10-G. Anderson
3-30	@ LA Lakers	L	98-138	19-51	17,505	17-W. Anderson	11-G. Anderson
3-31	@ LA Clippers	L	106-109	19-52	10,599	24-W. And/Robertson	15-Brickowski
APRIL RECORD:		2-9 (HOME: 2-6, ROAD: 0-3)					
4-4	MIAMI	W	109-87	20-52	9,736	22-W. Anderson	12-G. Anderson
4-6	SACRAMENTO	W	122-116	21-52	10,859	28-Maxwell	9-Robertson
4-8	INDIANA	L	126-128 (OT)	21-53	11,045	31-W. Anderson	10-Robertson
4-10	SEATTLE	L	89-102	21-54	12,448	22-W. Anderson	8-Robertson
4-12	LA LAKERS	L	100-107	21-55	15,861	22-Maxwell	7-W. Anderson
4-14	DALLAS	L	110-118	21-56	10,720	24-Robertson	9-Robertson
4-15	@ Phoenix	L	91-137	21-57	14,471	23-Robertson	10-G. Anderson
4-17	@ Houston	L	91-99	21-58	16,611	20-Vincent	8-G. And/Whitehead
4-19	HOUSTON	L	84-99	21-59	12,176	18-Robertson	8-G. Anderson
4-20	@ Denver	L	113-136	21-60	13,163	24-Bowie	9-G. Anderson
4-22	PHOENIX	L	111-121	21-61	12,995	24-W. Anderson	8-W. Anderson

1989-90 RECAP



David Robinson

RECORD

56-26 (34-7 home: 22-19 road)
First in Midwest Division

HONORS

David Robinson, NBA Rookie of the Year
David Robinson, IBM Award
David Robinson, All-NBA Third Team
David Robinson, All-Defensive Second Team
David Robinson, NBA All-Star
David Robinson, NBA All-Rookie First Team
Sean Elliott, NBA All-Rookie Second Team
Bob Bass, NBA Executive of the Year

PLAYOFFS

Defeated Denver, First Round, 3-0
Lost to Portland,
Western Conference Semifinals, 4-3

SPURS LEADERS

Scoring: David Robinson 24.3 ppg
Rebounding: David Robinson 12.0 rpg
Assists: Rod Strickland 8.0 apg

Head Coach: Larry Brown
Assistants: Gregg Popovich, R.C. Buford & Alvin Gentry

1989-90 SEASON NOTES

- The Spurs made several moves during the off-season and assembled a new-look team for the 1989-90 season ... on 5/28 the Spurs obtained All-Star forward Terry Cummings from Milwaukee in exchange for Alvin Robertson ... in the 1989 NBA Draft the Spurs selected forward Sean Elliott with the third overall choice ... and on 8/28 the Spurs sent Johnny Dawkins and Jay Vincent to the Sixers in exchange for Maurice Cheeks, David Wingate and Christian Welp ... in addition, Caldwell Jones and Zarko Paspalj were signed as free agents ... of course the biggest addition was David Robinson, who completed his two-year Navy commitment ... in all, nine new faces were on the Spurs 1989-90 roster.
- All the moves worked as the Spurs set what was an NBA record at the time for the biggest turnaround between two seasons, increasing their win total by 35 over the 1988-89 campaign (56 wins vs. 21 in '88-89).
- David Robinson was named the NBA Rookie of the Month each month of the season.
- The Spurs made one final big move during the season, sending Mo Cheeks to the Knicks in exchange for Rod Strickland on 2/21 ... on the same day the Spurs traded guard Vernon Maxwell to the Rockets for cash.


1989-90 SPURS FINAL STATISTICS (56-26)

PLAYER	G	GS	MIN	3-POINT					REBOUNDING								SCORING		
				FGM-FGA	PCT.	FGM-FGA	PCT.	FTM-FTA	PCT.	OFF	DEF	TOT	AST	PF-DQ	STL	TO	BLK	PTS	AVG.
Robinson	82	81	3002	690-1300	.531	0-2	.000	613-837	.732	303	680	983	164	259-3	138	257	319	1993	24.3
Cummings	81	78	2821	728-1532	.475	19-59	.322	343-440	.780	226	451	677	219	286-1	110	202	52	1818	22.4
Anderson	82	81	2788	532-1082	.492	7-26	.269	217-290	.748	115	257	372	364	252-3	111	198	58	1288	15.7
Strickland	31	24	1121	173-370	.468	2-9	.222	91-148	.615	47	86	133	249	89-3	57	85	6	439	14.2
Cheeks	50	49	1766	215-450	.478	1-9	.111	114-137	.832	39	128	167	302	46-0	82	85	5	545	10.9
Elliott	81	69	2032	311-647	.481	1-9	.111	187-216	.866	127	170	297	154	172-0	45	112	14	810	10.0
Maxwell	49	2	1118	133-306	.435	15-52	.288	59-95	.621	35	106	141	146	79-0	42	71	5	340	6.9
Wingate	78	2	1856	220-491	.448	0-13	.000	87-112	.777	62	133	195	208	154-2	89	127	18	527	6.8
Brickowski	78	12	1438	211-387	.545	0-2	.000	95-141	.674	89	238	327	105	226-4	66	93	37	517	6.6
Williams	10	0	68	19-42	.452	0-5	.000	4-6	.667	3	5	8	5	16-0	1	4	3	42	4.2
Paspalj	28	1	181	27-79	.342	0-1	.000	18-22	.818	15	15	30	10	37-0	3	21	7	72	2.6
Jones	72	2	885	67-144	.465	1-5	.200	38-54	.704	76	154	230	20	146-2	20	48	27	173	2.4
Moore	53	8	516	47-126	.373	8-34	.235	16-27	.593	16	36	52	82	55-0	32	39	3	118	2.2
Blab	7	0	50	6-11	.545	0-0	.000	3-6	.500	1	8	9	1	9-0	0	5	0	15	2.1
Lebo	4	0	32	2-7	.286	0-0	.000	2-2	1.000	2	2	4	3	7-0	2	1	0	6	1.5
Welp	13	1	56	7-23	.304	0-0	.000	1-2	.500	7	5	12	5	21-0	1	6	0	15	1.2
SPURS	82			3388-6997	.484	54-226	.239	1888-2535	.745	1163	2474	3637	2037	1854-18	799	1399	554	8718	106.3
OPPONENTS	82			3269-7090	.461	231-624	.370	1663-2169	.767	1125	2241	3366	1967	1919-20	760	1420	416	8432	102.8

56-26 (FIRST IN MIDWEST DIVISION)

DATE	OPPONENT	W-L	SCORE	REC.	ATT.	HI-SCORER	HI-REBOUNDER
NOVEMBER RECORD:		8-5 (HOME: 5-1, ROAD: 3-4)					
11-4	LA LAKERS	W	106-98	1-0	15,868	23-Robinson	17-Robinson
11-6	PORTLAND	L	104-108	1-1	14,278	21-Cummings	18-Robinson
11-10	@ Utah	L	92-106	1-2	12,616	27-Robinson	13-Robinson
11-11	DENVER	W	122-108	2-2	15,198	28-Robinson	11-Robinson
11-14	@ Milwaukee	L	97-108	2-3	14,120	22-Anderson	8-Anderson
11-15	@ Minnesota	W	86-76	3-3	20,382	22-Cummings	13-Robinson
11-17	@ Philadelphia	L	101-108	3-4	18,168	20-Robinson	14-Robinson
11-18	@ New Jersey	W	110-95	4-4	13,269	23-Robinson	15-Robinson
11-21	PHOENIX	W	107-98	5-4	13,726	20-Robinson	15-Robinson
11-24	@ LA Clippers	W	90-89	6-4	13,916	22-Elliott	12-Anderson
11-26	@ LA Lakers	L	112-132	6-5	17,505	25-Robinson	6-Cummings/Robinson
11-28	SEATTLE	W	117-104	7-5	12,113	32-Cummings	12-Robinson
11-30	DALLAS	W	93-89	8-5	12,110	20-Cummings	17-Robinson
DECEMBER RECORD:		11-2 (HOME: 7-0, ROAD: 4-2)					
12-2	CHARLOTTE	W	118-110	9-5	13,371	32-Robinson	18-Robinson
12-6	GOLDEN STATE	W	121-119	10-5	10,588	28-Robinson	12-Cummings/Robinson
12-8	@ Dallas	W	99-93	11-5	17,007	29-Robinson	14-Robinson
12-9	NEW JERSEY	W	109-92	12-5	14,930	26-Robinson	8-Cummings
12-12	@ Atlanta	L	94-102	12-6	12,760	18-Cummings/Cheeks	7-Brickowski
12-14	HOUSTON	W	104-100	13-6	15,353	26-Cummings	10-Elliott
12-16	ORLANDO	W	125-116	14-6	12,159	29-Cummings	16-Robinson
12-20	SACRAMENTO	W	103-100	15-6	12,457	26-Cummings/Rob	15-Robinson
12-22	@ Phoenix	W	119-115	16-6	14,487	29-Cummings	11-Robinson
12-23	UTAH	W	115-98	17-6	15,910	28-Cummings	8-Robinson
12-26	@ Charlotte	W	107-82	18-6	23,901	32-Cummings	14-Robinson
12-27	@ Washington	W	107-97	19-6	13,522	34-Robinson	10-Cummings
12-29	@ Chicago	L	97-101	19-7	18,676	26-Cummings	13-Robinson
JANUARY RECORD:		10-6 (HOME: 7-0, ROAD: 3-6)					
1-3	PHILADELPHIA	W	103-94	20-7	15,543	22-Cummings/Rob	13-Robinson
1-6	MINNESOTA	W	109-96	21-7	15,910	22-Cummings/Rob	11-Cummings
1-8	@ Orlando	L	102-111	21-8	15,077	32-Robinson	10-Robinson
1-9	@ Miami	W	107-102	22-8	15,008	31-Cummings	12-Robinson
1-12	@ Boston	W	97-90	23-8	14,890	21-Anderson	10-Robinson
1-13	@ New York	L	101-107	23-9	18,212	27-Cummings/Rob	10-Cummings
1-15	@ Cleveland	L	89-92	23-10	17,657	28-Robinson	12-Cummings
1-17	NEW YORK	W	101-97	24-10	15,910	26-Anderson	10-Cummings
1-19	CLEVELAND	W	104-101	25-10	15,910	32-Robinson	12-Robinson
1-20	@ Denver	L	99-126	25-11	15,817	24-Robinson	14-Brickowski
1-22	WASHINGTON	W	124-115	26-11	13,244	28-Robinson	15-Robinson
1-24	LA CLIPPERS	W	106-98	27-11	12,801	31-Cummings	15-Robinson
1-26	@ Portland	L	103-109	27-12	12,884	27-Robinson	9-Robinson
1-27	@ Seattle	L	98-109	27-13	14,519	23-Robinson	9-Cummings
1-29	@ LA Lakers	W	86-84	28-13	17,505	20-Cummings	16-Robinson
1-31	CHARLOTTE	W	129-95	29-13	13,276	52-Cummings	15-Robinson
FEBRUARY RECORD:		8-5 (HOME: 4-3, ROAD: 4-2)					
2-2	@ Charlotte	W	118-107	30-13	23,901	29-Cummings	15-Robinson
2-3	CHICAGO	W	112-111	31-13	15,910	33-Robinson	21-Robinson
2-6	ATLANTA	W	105-94	32-13	13,430	23-Cummings	10-Robinson
2-8	INDIANA	L	100-105	32-14	13,626	21-Robinson	12-Cummings
2-13	@ Dallas	L	96-103	32-15	17,007	22-Cummings	11-Robinson
2-14	BOSTON	L	95-106	32-16	15,910	32-Robinson	11-Robinson
2-16	UTAH	W	100-86	33-16	15,910	27-Cummings	11-Cummings
2-17	@ Houston	W	104-102	34-16	16,611	22-Cummings	7-Cummings/Robinson
2-20	LA LAKERS	L	114-115	34-17	15,910	30-Cummings	16-Robinson
2-23	MINNESOTA	W	105-95	35-17	15,910	24-Robinson	12-Robinson
2-25	@ LA Clippers	W	107-106	36-17	14,041	26-Robinson	14-Robinson
2-26	@ Sacramento	W	106-96	37-17	17,014	24-Cummings	9-Robinson
2-28	@ Golden State	L	135-144	37-18	15,025	38-Robinson	24-Cummings
MARCH RECORD:		11-5 (HOME: 7-2, ROAD: 4-3)					
3-2	GOLDEN STATE	W	131-115	38-18	15,910	41-Robinson	17-Robinson
3-3	@ Utah	L	98-112	38-19	12,616	29-Cummings	12-Robinson
3-5	HOUSTON	L	105-109	38-20	15,345	29-Robinson	9-Robinson
3-10	DENVER	W	118-111	39-20	15,910	26-Robinson	12-Cummings
3-12	@ Minnesota	W	92-88	40-20	19,834	21-Robinson	10-Cummings
3-13	@ Indiana	W	103-102	41-20	11,659	26-Robinson	15-Robinson
3-15	@ Detroit	L	98-110	41-21	21,454	25-Cummings	13-Robinson
3-17	MIAMI	W	111-98	42-21	15,910	28-Cummings	12-Cummings
3-19	@ Phoenix	W	113-102	43-21	14,487	35-Robinson	14-Robinson
3-20	@ Seattle	W	128-106	44-21	14,541	39-Robinson	11-Robinson
3-22	PORTLAND	W	107-106	45-21	15,561	29-Robinson	11-Robinson
3-24	DETROIT	L	105-98	46-21	15,910	40-Cummings	9-Robinson
3-26	@ Houston	L	95-113	46-22	16,611	24-Robinson	12-Robinson
3-27	SEATTLE	L	115-103	47-22	14,345	31-Cummings	12-Robinson
3-29	DALLAS	L	105-109	47-23	15,335	33-Robinson	10-Strickland
3-31	MILWAUKEE	W	107-100	48-23	15,910	24-Cummings	11-Cummings/Robinson
APRIL RECORD:		8-3 (HOME: 4-1, ROAD: 4-2)					
4-3	MINNESOTA	L	90-92	48-24	12,568	24-Anderson	13-Robinson
4-4	@ Dallas	L	98-104	48-25	17,007	32-Robinson	12-Robinson
4-7	@ Sacramento	W	111-93	49-25	17,014	28-Cummings	10-Robinson
4-8	@ Portland	L	105-112	49-26	12,884	36-Robinson	19-Robinson
4-10	@ Golden State	W	132-122	50-26	15,025	36-Robinson	12-Robinson
4-12	LA CLIPPERS	W	105-98	51-26	15,910	32-Robinson	13-Robinson
4-14	SACRAMENTO	W	105-94	52-26	15,910	25-Cummings	9-Robinson
4-16	@ Charlotte	W	110-101	53-26	23,901	28-Anderson	12-Robinson
4-18	UTAH	W	102-93	54-26	15,910	30-Robinson	16-Robinson
4-20	@ Denver	W	112-98	55-26	17,022	26-Robinson	12-Cummings
4-22	PHOENIX	W	108-93	56-26	15,910	27-Cummings	18-Robinson

1990-91 RECAP



Rod Strickland

RECORD

55-27 (33-8 home: 22-19 road)
First in Midwest Division

HONORS

David Robinson, NBA Rebounding Title
David Robinson, IBM Award
David Robinson, All-NBA First Team
David Robinson, All-Defensive First Team
David Robinson, NBA All-Star

PLAYOFFS

Lost to Golden State, First Round, 3-1

SPURS LEADERS

Scoring: David Robinson 25.6 ppg
Rebounding: David Robinson 13.0 rpg
Assists: Rod Strickland 8.0 apg

Head Coach: Larry Brown
Assistants: Gregg Popovich & R.C. Buford

1990-91 SEASON NOTES

- During the off-season, the Spurs picked up Paul Pressey and Sidney Green via trades and Dwayne Schintzius, Tony Massenburg and Sean Higgins in the 1990 NBA Draft.
- David Robinson was the top vote-getter in the Western Conference and earned the starting center spot in the 1991 NBA All-Star Game ... Robinson led the NBA in rebounding, becoming the first Spur ever to capture an NBA Rebounding Title.
- The Spurs 55-27 record could have been better, but guard Rod Strickland missed 21 games after breaking his hand in a fight and in the 21 games he missed, the Spurs were just 10-11.
- The Spurs got win number 1,000 in franchise history on 2/26 with a 102-101 overtime win over Portland.
- Terry Cummings scored his 15,000th point on 4/5 at Chicago.


1990-91 SPURS FINAL STATISTICS (55-27)

PLAYER	G	GS	MIN	3-POINT								REBOUNDING									SCORING	
				FGM-FGA	PCT.	FGM-FGA	PCT.	FTM-FTA	PCT.	OFF	DEF	TOT	AST	PF-DQ	STL	TO	BLK	PTS	AVG.			
Robinson	82	81	3095	754-1366	.552	1-7	.143	592-777	.762	335	728	1063	208	264-5	127	270	320	2101	25.6			
Cummings	67	62	2195	503-1039	.484	7-33	.212	164-240	.683	194	327	521	157	225-5	61	131	30	1177	17.6			
Elliott	82	82	3044	478-976	.490	20-64	.313	325-402	.808	142	314	456	238	190-2	69	147	33	1301	15.9			
Anderson	75	75	2592	453-991	.457	7-35	.200	170-213	.798	68	283	351	358	226-4	79	167	46	1083	14.4			
Strickland	58	56	2076	314-651	.482	11-33	.333	161-211	.763	57	162	219	463	125-0	117	156	11	800	13.8			
Williams	22	0	354	61-127	.480	14-26	.538	35-41	.854	17	42	59	46	64-2	20	36	11	171	7.8			
Pressey	70	18	1683	201-426	.472	16-57	.281	110-133	.827	50	126	176	271	174-1	63	130	32	528	7.5			
Green	66	7	1099	177-384	.461	0-3	.000	89-105	.848	98	215	313	52	172-0	32	89	13	443	6.7			
Wingate	25	0	563	53-138	.384	1-9	.111	29-41	.707	24	51	75	46	66-0	19	42	5	136	5.4			
Lett	7	0	99	14-29	.483	0-1	.000	6-9	.667	1	6	7	7	9-0	2	8	1	34	4.9			
Johnson	47	10	742	101-209	.483	1-5	.200	38-55	.691	13	43	56	153	40-0	33	47	2	241	5.1			
Higgins	50	0	464	97-212	.458	3-19	.158	28-33	.848	18	45	63	35	53-0	8	49	1	225	4.5			
Greenwood	63	11	1018	85-169	.503	0-2	.000	69-94	.734	61	160	221	52	172-3	29	71	25	239	3.8			
Schintzius	42	7	398	68-155	.439	0-2	.000	22-40	.550	28	93	121	17	64-0	2	34	29	158	3.8			
Myers	8	1	103	10-23	.435	0-1	.000	9-11	.818	2	16	18	14	14-0	3	14	3	29	3.6			
Dinkins	10	0	144	13-33	.394	0-0	.000	8-9	.889	0	11	11	19	12-0	2	13	0	34	3.4			
Massenburg	35	0	161	27-60	.450	0-0	.000	28-45	.622	23	35	58	4	26-0	4	13	9	82	2.3			
SPURS	82			3409-6988	.488	81-297	.273	1883-2459	.766	1131	2657	3788	2140	1896-22	670	1445	571	8782	107.1			
OPPONENTS	82			3265-7289	.448	218-704	.310	1664-2187	.761	1122	2270	3392	1928	2008-31	801	1260	437	8412	102.6			

55-22 (FIRST IN MIDWEST DIVISION)

DATE	OPPONENT	W-L	SCORE	REC.	ATT.	HI-SCORER	HI-REBOUNDER
NOVEMBER RECORD: 8-4 (HOME: 5-0, ROAD: 3-4)							
11-3	LA LAKERS	W	110-99	1-0	15,908	31-Cummings	8-Cummings
11-7	DENVER	W	161-153	2-0	15,908	43-Robinson	9-Robinson
11-8	@ Utah	L	94-103	2-1	12,616	35-Cummings	10-Robinson
11-10	HOUSTON	W	111-110	3-1	15,908	32-Robinson	9-Cummings
11-13	@ Golden State	L	124-128	3-2	15,025	32-Robinson	18-Robinson
11-15	@ Sacramento	W	122-93	4-2	17,014	22-Cummings	9-Elliott
11-17	PHOENIX	W	128-114	5-2	15,908	40-Robinson	14-Robinson
11-21	MINNESOTA	W	114-100	6-2	15,908	30-Robinson	12-Cummings
11-23	@ Dallas	W	107-104	7-2	17,007	32-Robinson	13-Robinson
11-25	@ Portland	L	103-117	7-3	12,884	26-Robinson	12-Robinson
11-27	@ Seattle	W	124-111	8-3	13,293	27-Elliott	12-Robinson
11-28	@ LA Lakers	L	80-97	8-4	17,210	19-Cummings	15-Robinson
DECEMBER RECORD: 11-2 (HOME: 5-2, ROAD: 6-0)							
12-1	DALLAS	W	109-97	9-4	15,908	23-Robinson	13-Robinson
12-5	ATLANTA	L	108-110	9-5	15,908	30-Cummings	8-Robinson
12-8	BOSTON	W	102-96	10-5	15,908	27-Robinson/Anderson	17-Robinson
12-11	@ Detroit	W	95-86	11-5	21,454	27-Robinson	16-Robinson
12-12	@ Charlotte	W	92-81	12-5	23,901	24-Robinson	17-Robinson
12-14	@ Cleveland	W	116-106	13-5	16,674	23-Robinson	18-Cummings
12-15	@ Minnesota	W	90-74	14-5	19,006	26-Robinson	17-Robinson
12-18	@ Houston	W	96-95	15-5	16,611	23-Elliott	13-Robinson
12-19	DENVER	W	144-109	16-5	15,908	18-Elliott	10-Elliott
12-21	@ Phoenix	W	132-128	17-5	14,487	34-Robinson	15-Robinson
12-22	MILWAUKEE	L	98-114	17-6	15,908	25-Robinson	8-Robinson
12-26	MIAMI	W	111-97	18-6	15,908	24-Anderson	18-Robinson
12-28	SACRAMENTO	W	104-88	19-6	15,908	27-Robinson	13-Robinson
JANUARY RECORD: 12-5 (HOME: 8-1, ROAD: 4-4)							
1-2	@ Indiana	L	109-121	19-7	12,002	22-Robinson	11-Robinson
1-4	@ New Jersey	W	93-89	20-7	16,044	26-Robinson	21-Robinson
1-5	@ Orlando	W	107-90	21-7	15,077	27-Anderson	13-Robinson
1-7	@ Philadelphia	W	111-102	22-7	18,168	31-Robinson	16-Robinson
1-8	@ Atlanta	L	98-109	22-8	12,608	35-Robinson	16-Robinson
1-10	ORLANDO	W	117-111	23-8	15,908	43-Robinson	12-Robinson
1-12	UTAH	W	112-92	24-8	15,908	22-Robinson	18-Robinson
1-15	@ Utah	L	102-124	24-9	12,616	26-Robinson	9-Robinson
1-16	DALLAS	W	100-94	25-9	15,908	30-Robinson	11-Cummings
1-18	CHARLOTTE	L	110-117	25-10	15,908	26-Robinson	16-Robinson
1-19	@ Denver	W	117-108	26-10	13,851	28-Robinson	19-Robinson
1-22	LA CLIPPERS	W	106-100	27-10	15,645	30-Robinson	14-Robinson
1-24	CLEVELAND	W	111-103	28-10	15,908	30-Robinson	13-Robinson
1-26	MINNESOTA	W	112-105	29-10	15,908	26-Cummings	14-Robinson/Cummings
1-28	SEATTLE	W	119-107	30-10	15,908	28-Anderson	11-Robinson
1-29	@ Houston	L	89-91	30-11	15,002	22-Higgins	17-Robinson
1-31	CHICAGO	W	106-102	31-11	15,908	31-Robinson	17-Robinson
FEBRUARY RECORD: 4-7 (HOME: 3-3, ROAD: 1-4)							
2-2	HOUSTON	L	94-100	31-12	15,908	24-Robinson	11-Robinson
2-5	GOLDEN STATE	L	106-112	31-13	15,908	21-DR/Anderson	14-Robinson
2-7	INDIANA	W	119-108	32-13	15,908	35-Robinson	15-Robinson
2-12	WASHINGTON	W	102-92	33-13	15,908	22-Anderson	13-Green
2-14	PHOENIX	L	97-106	33-14	15,908	21-Johnson	15-Robinson
2-16	@ Dallas	L	94-96	33-15	17,007	34-Robinson	19-Robinson
2-18	@ Utah	L	81-104	33-16	12,616	26-Robinson	11-Schintzius
2-22	@ LA Clippers	L	101-107	33-17	14,818	26-Elliott	11-Cummings
2-24	@ Portland	W	95-88	34-17	12,884	25-Anderson	12-Robinson
2-26	PORTLAND	W	102-101 (OT)	35-17	15,908	25-Robinson/Elliott	21-Robinson
2-28	@ New York	L	93-100	35-18	15,002	23-Robinson	9-Green/Anderson
MARCH RECORD: 12-5 (HOME: 9-0, ROAD: 3-5)							
3-1	@ Boston	L	98-108	35-19	14,890	25-Cummings	12-Robinson
3-3	@ Washington	W	107-85	36-19	17,902	26-Robinson	12-Robinson
3-5	PHILADELPHIA	W	104-99	37-19	15,908	33-Robinson	16-Robinson
3-7	NEW JERSEY	W	111-99	38-19	15,908	25-Cummings	20-Robinson
3-9	SEATTLE	W	112-99	39-19	15,908	30-Robinson	10-Robinson
3-11	UTAH	W	105-96	40-19	15,908	33-Robinson	8-Anderson/Green
3-13	@ LA Clippers	L	93-97	40-20	11,907	27-Anderson	9-Massenburg
3-14	@ Golden State	W	101-99	41-20	15,025	29-Robinson	17-Robinson
3-16	@ Sacramento	L	85-92	41-21	17,014	25-Robinson	19-Robinson
3-17	@ LA Lakers	L	91-98	41-22	17,505	37-Robinson	10-Cummings
3-19	SACRAMENTO	W	104-101	42-22	15,908	30-Robinson	15-Robinson
3-21	@ Orlando	L	102-105	42-23	15,077	27-Cummings	18-Robinson
3-22	@ Miami	W	97-90	43-23	15,008	28-Robinson	6-Robinson/Elliott
3-24	DETROIT	W	95-78	44-23	15,908	25-Robinson	12-Robinson
3-26	NEW YORK	W	129-119	45-23	15,908	34-Elliott	11-Cummings
3-28	ORLANDO	W	119-95	46-23	15,908	21-Elliott/Cummings	9-Robinson/Cummings
3-30	DENVER	W	130-116	47-23	15,908	31-Robinson	11-Robinson
APRIL RECORD: 8-4 (HOME: 3-2, ROAD: 5-2)							
4-2	LA LAKERS	L	115-122	47-24	15,908	36-Robinson	23-Robinson
4-4	@ Milwaukee	W	105-101	48-24	17,163	35-Robinson	13-Robinson
4-5	@ Chicago	W	110-107	49-24	18,676	25-Elliott	13-Robinson
4-7	@ Minnesota	W	92-87	50-24	19,006	29-Robinson	18-Robinson
4-8	GOLDEN STATE	W	115-105	51-24	15,908	26-Elliott	13-Robinson
4-10	PORTLAND	L	100-105	51-25	15,908	27-Robinson	16-Robinson
4-12	@ Seattle	L	91-100	51-26	13,340	24-Robinson	13-Robinson
4-14	@ Phoenix	W	109-101	52-26	14,487	25-Anderson	15-Robinson
4-16	LA CLIPPERS	W	128-98	53-26	15,908	24-Robinson	11-Robinson
4-18	@ Houston	W	102-95	54-26	16,611	21-Cummings	8-Robinson/Green
4-19	@ Denver	L	122-125	54-27	12,596	27-Robinson	13-Robinson
4-21	DALLAS	W	135-101	55-27	15,908	19-Massenburg	14-Cummings

1991-92 RECAP



Terry Cummings

RECORD

47-35 (31-10 home: 16-25 road)
Second in Midwest Division

HONORS

David Robinson,
NBA Defensive Player of the Year
David Robinson, NBA Blocked Shots Title
David Robinson, All-NBA First Team
David Robinson, All-Defensive First Team
David Robinson, NBA All-Star

PLAYOFFS

Lost to Phoenix, First Round, 3-0

SPURS LEADERS

Scoring: David Robinson 23.2 ppg
Rebounding: David Robinson 12.2 rpg
Assists: Rod Strickland 8.6 apg

Head Coach: Larry Brown/Bob Bass
Assistants: Gregg Popovich & R.C. Buford

1991-92 SEASON NOTES

- The Spurs obtained forward Antoine Carr from the Kings on 9/23 in exchange for Dwayne Schintzius ... in December the Spurs signed a pair of free agents – Donald Royal and Vinnie Johnson – and waived two popular players – Avery Johnson and Jud Buechler.
- After missing the first six weeks of the season due to a contract dispute, Rod Strickland joined the Spurs on 12/23.
- Following a rough stretch in December and January, Vice President of Basketball Operations Bob Bass replaced Larry Brown as head coach.
- On 3/21, in just his third season with the Spurs, David Robinson passed George Gervin and became the Spurs all-time career leader in blocked shots.
- The Spurs season came to a grinding halt when David Robinson went down with a torn ligament in his left thumb ... Robinson underwent surgery on 4/1 and missed the final 14 games of the season ... with Robinson and Willie Anderson

1991-92 SPURS FINAL STATISTICS (47-35)


PLAYER	G	MIN	3-POINT				PCT	REBOUNDING			AST	PF-DQ	STL	TO	BLK	SCORING	
			FG-FGA	PCT	FG-FGA	PCT		FT-FTA	PCT	OFF	DEF	TOT				PTS	AVG
Robinson	68	2564	592-1074	.551	1-8	.125	393-561	.701	261	568	829	181	219-2	158	182	305	1578 23.2
Cummings	70	2149	514-1053	.488	5-13	.385	177-249	.711	247	384	631	102	210-4	58	115	34	1210 17.3
Elliott	82	3120	514-1040	.494	25-82	.305	285-331	.861	143	296	439	214	149-0	84	152	29	1338 16.3
Strickland	57	2053	300-659	.455	5-15	.333	182-265	.687	92	173	265	491	122-0	118	160	17	787 13.8
Anderson	57	1889	312-685	.455	13-56	.232	107-138	.775	62	238	300	302	151-2	54	140	51	744 13.1
Carr	81	1867	359-732	.490	1-5	.200	162-212	.764	128	218	346	63	264-5	32	114	96	881 10.9
V. Johnson	60	1350	202-499	.405	19-60	.317	55-85	.647	67	115	182	145	93-0	41	74	14	478 8.0
A. Johnson	20	463	55-108	.509	1-5	.200	24-32	.750	5	30	35	100	43-1	21	45	3	135 6.8
Tucker	24	415	60-129	.465	19-48	.396	16-20	.800	8	29	37	27	39-0	21	14	3	155 6.5
Garrick	19	374	44-93	.473	0-1	.000	10-16	.625	8	33	41	63	33-0	21	30	1	98 5.2
Green	80	1127	147-344	.427	0-0	.000	73-89	.820	92	250	342	36	148-0	29	62	11	367 4.6
Royal	60	718	80-178	.449	0-0	.000	92-133	.692	65	59	124	34	73-0	25	39	7	252 4.2
Sutton	67	601	93-240	.388	26-89	.292	34-45	.756	6	41	47	91	111-0	26	70	9	246 3.7
Buechler	11	140	15-30	.500	0-0	.000	3-9	.333	6	16	22	11	18-0	8	5	3	33 3.0
Pressey	56	759	60-161	.373	3-21	.143	28-41	.683	22	73	95	142	86-0	29	64	19	151 2.7
Higgins	6	36	4-15	.267	0-1	.000	7-7	1.000	2	6	8	4	6-0	2	4	0	15 2.5
Massenburg	1	9	1-5	.200	0-0	.000	0-0	.000	0	0	0	0	2-0	0	0	0	2 2.0
Wiley	3	13	3-5	.600	0-0	.000	0-0	.000	0	1	1	1	3-0	0	0	0	6 2.0
Copa	33	132	22-40	.550	0-0	.000	4-13	.308	14	22	36	3	29-0	2	8	6	48 1.5
Bardo	1	1	0-0	.000	0-0	.000	0-0	.000	1	0	1	0	0-0	0	0	0	0 0.0
SPURS	82		3377-7090	.476	118-404	.292	1652-2246	.736	1229	2552	3781	2010	1799-14	729	1308	608	8524 104.0
OPPONENTS	82		3211-7098	.452	243-700	.347	1587-2061	.770	1103	1362	3465	1882	1810-14	753	1252	463	8252 100.6

1991-92 GAME-BY-GAME

47-35 (SECOND IN MIDWEST DIVISION)

DATE	OPPONENT	W-L	SCORE	REC.	ATT.	HI-SCORER	HI-REBOUNDER
NOVEMBER RECORD:		10-3 (HOME: 8-0, ROAD: 2-3)					
11-1	DALLAS	W	140-99	1-0	16,057	24-Robinson	16-Cummings
11-3	@ Seattle	W	106-98	2-0	10,864	33-Robinson	7-Robinson
11-5	@ Denver	L	96-97	2-1	13,976	23-Carr	15-Robinson
11-6	PORTLAND	W	119-93	3-1	16,057	28-Elliott	10-Robinson
11-8	CLEVELAND	W	107-101	4-1	16,057	31-Robinson	11-Robinson
11-13	LA CLIPPERS	W	107-93	5-1	16,057	24-Robinson	11-Elliott
11-16	NEW YORK	W	106-89	6-1	16,057	18-Cummings	9-Robinson
11-20	MINNESOTA	W	113-106	7-1	16,057	22-Robinson	11-Cummings
11-22	@ LA Lakers	L	96-98	7-2	17,505	25-Anderson	15-Robinson
11-24	@ Portland	L	111-116	7-3	12,888	25-Robinson	20-Robinson
11-27	NEW JERSEY	W	106-100	8-3	16,057	31-Robinson	15-Robinson
11-29	@ Atlanta	W	88-85	9-3	14,630	20-Robinson	13-Robinson
11-30	SEATTLE	W	119-101	10-3	16,057	23-Robinson	16-Robinson
DECEMBER RECORD:		6-10 (HOME: 1-3, ROAD: 5-7)					
12-3	@ Sacramento	L	94-99	10-4	17,014	30-Robinson	24-Robinson
12-4	@ LA Clippers	L	81-92	10-5	11,393	24-Elliott	15-Robinson
12-6	UTAH	L	92-93	10-6	16,057	31-Robinson	17-Robinson
12-8	@ Milwaukee	L	82-102	10-7	14,581	19-Robinson	9-Robinson
12-10	@ Indiana	L	102-109	10-8	11,223	22-Anderson	15-Green
12-11	@ Minnesota	W	98-85	11-8	18,247	35-Robinson	14-Robinson
12-13	PHOENIX	L	107-112	11-9	16,057	32-Elliott	15-Robinson
12-14	@ Houston	W	107-100	12-9	16,027	21-Carr	14-Robinson
12-17	@ Dallas	W	98-87	13-9	15,125	22-Robinson	12-Robinson/Anderson
12-18	WASHINGTON	L	93-96	13-10	16,057	25-Elliott	25-Robinson
12-20	@ Phoenix	L	91-116	13-11	14,496	20-Robinson	16-Robinson
12-23	SACRAMENTO	W	101-90	14-11	16,057	33-Elliott	17-Robinson
12-26	@ New York	W	118-89	15-11	19,763	31-Robinson	11-Robinson/Cummings
12-27	@ Cleveland	L	97-103	15-12	20,273	16-Strickland	9-Robinson
12-29	@ Orlando	W	96-87	16-12	15,151	25-Robinson	16-Robinson
12-30	@ Washington	L	84-94	16-13	16,430	25-Robinson	12-Robinson
JANUARY RECORD:		10-5 (HOME: 6-2, ROAD: 4-3)					
1-4	HOUSTON	L	110-112	16-14	16,057	22-Elliott	17-Elliott
1-6	DETROIT	W	100-90	17-14	16,057	20-Robinson	11-Anderson
1-8	LA LAKERS	W	103-87	18-14	16,057	22-Robinson	11-Robinson
1-10	@ Golden State	W	128-120	19-14	15,025	36-Anderson	11-Robinson
1-11	@ Denver	W	96-85	20-14	17,022	22-Strickland	9-Cummings
1-14	GOLDEN STATE	L	123-124	20-15	16,057	35-Anderson	12-Robinson
1-16	@ Minnesota	W	125-111	21-15	18,674	23-Cummings	11-Robinson/Cummings
1-17	@ Chicago	L	96-102	21-16	18,676	20-Robinson	11-Robinson
1-19	@ Boston	L	89-98	21-17	14,890	21-Robinson	9-Robinson
1-21	LA CLIPPERS	W	114-110	22-17	16,057	17-Rob/Cummings	11-Robinson
1-22	@ Utah	L	98-100	22-18	19,911	23-Anderson	11-Robinson
1-24	MILWAUKEE	W	115-86	23-18	16,057	23-Robinson	13-Cummings
1-28	CHICAGO	W	109-104	24-18	16,057	30-Cummings	13-Robinson
1-29	@ Dallas	W	108-93	25-18	15,218	21-Anderson	12-Robinson
1-31	MINNESOTA	W	103-101	26-18	16,057	32-Robinson	14-Robinson
FEBRUARY RECORD:		8-5 (HOME: 7-1, ROAD: 1-4)					
2-4	PORTLAND	W	95-88	27-18	16,057	23-Robinson	16-Cummings
2-6	INDIANA	L	106-117	27-19	16,057	28-Strickland	8-Green
2-11	BOSTON	W	100-84	28-19	16,057	23-Robinson	15-Robinson
2-13	@ Golden State	L	94-109	28-20	15,025	18-Cummings/Anderson	16-Robinson
2-14	@ Seattle	L	91-108	28-21	12,126	21-Robinson	13-Robinson
2-16	@ Sacramento	W	112-106	29-21	17,014	23-Elliott	12-Cummings
2-17	@ LA Clippers	L	110-124	29-22	14,404	30-Cummings	17-Cummings
2-19	MINNESOTA	W	113-103	30-22	16,057	39-Robinson	16-Robinson
2-21	PHILADELPHIA	W	100-90	31-22	16,057	33-Robinson	12-Robinson
2-23	@ Houston	L	83-90	31-23	16,057	16-Robinson	10-Robinson
2-25	MIAMI	W	123-101	32-23	16,057	26-Robinson	10-Cummings
2-27	GOLDEN STATE	W	124-103	33-23	16,057	37-Robinson	24-Robinson
2-29	DENVER	W	115-112	34-23	16,057	34-Robinson	9-Robinson
MARCH RECORD:		8-7 (HOME: 6-1, ROAD: 2-6)					
3-3	@ Minnesota	W	103-102	35-23	18,707	25-Robinson	11-Robinson
3-4	@ Utah	L	93-102	35-24	19,911	28-Robinson	18-Robinson
3-7	PHOENIX	W	122-109	36-24	16,057	23-Robinson	8-Robinson
3-8	@ Dallas	W	93-81	37-24	16,335	18-Robinson	13-Robinson
3-10	ATLANTA	W	103-92	38-24	16,057	22-Cummings	13-Cummings
3-12	HOUSTON	W	104-98	39-24	16,057	31-Cummings	11-Cummings
3-14	UTAH	W	113-106	40-24	16,057	27-Robinson	12-Robinson
3-16	CHARLOTTE	L	112-117	40-25	16,057	31-Robinson	12-Robinson
3-18	SACRAMENTO	W	118-89	41-25	16,057	26-Elliott	15-Robinson
3-21	SEATTLE	W	101-96	42-25	16,057	22-Robinson	14-Robinson
3-23	@ Philadelphia	L	92-105	42-26	15,242	30-Robinson	15-Robinson
3-25	@ Charlotte	L	108-113	42-27	23,698	34-Cummings	15-Cummings
3-27	@ Miami	L	101-118	42-28	15,008	26-Cummings	14-Cummings
3-29	@ Detroit	L	103-107	42-29	21,454	26-Cummings	16-Cummings
3-30	@ New Jersey	L	109-117	42-30	16,756	32-Cummings	15-Cummings
APRIL RECORD:		5-5 (HOME: 3-3, ROAD: 2-2)					
4-1	LA LAKERS	W	104-86	43-30	16,057	35-Cummings	14-Cummings
4-3	ORLANDO	L	106-113	43-31	16,057	30-Carr	24-Cummings
4-5	@ Denver	W	90-87	44-31	13,317	24-Cummings	11-Elliott
4-7	HOUSTON	L	92-95	44-32	16,057	22-Cummings	11-Cummings
4-9	@ LA Lakers	W	102-94	45-32	16,948	23-Elliott	12-Cummings
4-12	@ Portland	L	97-123	45-33	12,888	22-Elliott	12-Cummings
4-14	DALLAS	W	120-108	46-33	16,057	26-Elliott	12-Cummings
4-16	@ Phoenix	L	101-121	46-34	14,496	20-Elliott	10-Cummings
4-17	DENVER	W	108-94	47-34	16,057	34-Cummings	11-Cummings
4-19	UTAH	L	90-101	47-35	16,057	21-Cummings	9-Cummings

1992-93 RECAP



Sean Elliott

RECORD

49-33 (31-10 home: 18-23 road)
Second in Midwest Division

HONORS

David Robinson, All-NBA Third Team
David Robinson,
NBA All-Defensive Second Team
David Robinson, NBA All-Star
Sean Elliott, NBA All-Star

PLAYOFFS

Defeated Portland, First Round, 3-1
Lost to Phoenix,
Western Conference Semifinals, 4-2

SPURS LEADERS

Scoring: David Robinson 23.4 ppg
Rebounding: David Robinson 11.7 rpg
Assists: Avery Johnson 7.5 apg

Head Coach: Jerry Tarkanian/John Lucas
Assistants: Rex Hughes, Ron Adams,
Tom Thibodeau & George Gervin

1992-93 SEASON NOTES

- Under new Head Coach Jerry Tarkanian the Spurs started the season 1-4 ... the Tarkanian era didn't last long ... on 12/18 – with the team posting a 9-11 record – Tark was fired ... 24 hours later he was replaced by John Lucas ... the team responded by winning 24 of their next 28 after the coaching change.
- The Spurs also made some changes on the court ... point guard Avery Johnson was signed as a free agent on 11/19 and on 12/9 the Spurs obtained J.R. Reid from Charlotte in exchange for Sidney Green and a first round draft choice ... other new faces included Dale Ellis and Lloyd Daniels.
- Both David Robinson and Sean Elliott represented the Spurs in the 1993 All-Star Game.
- The Spurs closed a part of their history book on 5/20 when they fell to the Suns 102-100 in Game Six of the Western Conference Semifinals ... the game was the last one the Spurs would ever play in the HemisFair Arena, their home since they moved to San Antonio in the summer of 1973.


1992-93 SPURS FINAL STATISTICS (49-33)

PLAYER	G	MIN	3-POINT						REBOUNDING								SCORING	
			FG-FGA	PCT	FG-FGA	PCT	FT-FTA	PCT	OFF	DEF	TOT	AST	PF-DQ	STL	TO	BLK	PTS	AVG
Robinson	82	3211	676-1348	.501	3-17	.176	561-766	.732	229	727	956	301	239-5	127	241	264	1916	23.4
Elliott	70	2604	451-918	.491	37-104	.356	268-337	.795	85	237	322	265	132-1	68	152	28	1207	17.2
Ellis	82	2731	545-1092	.499	119-297	.401	157-197	.797	81	231	312	107	179-0	78	111	18	1366	16.7
Carr	71	1947	379-705	.538	0-5	.000	174-224	.777	107	281	388	97	264-5	35	96	87	932	13.1
Reid	66	1592	241-497	.485	0-4	.000	171-222	.770	100	286	386	56	217-2	36	101	26	653	9.9
Daniels	77	1573	285-644	.443	59-177	.333	72-99	.727	86	130	216	148	144-0	38	102	30	701	9.1
Johnson	75	2030	256-510	.502	0-8	.000	144-182	.791	20	126	146	561	141-0	85	145	16	656	8.7
Del Negro	73	1526	218-430	.507	6-24	.250	101-117	.863	19	144	163	291	146-0	44	92	1	543	7.4
Anderson	38	560	80-186	.430	1-8	.125	22-28	.786	7	50	57	79	52-0	14	44	6	183	4.8
Mack	40	267	47-118	.398	3-22	.136	45-58	.776	18	30	48	15	44-0	14	22	5	142	3.6
Green	15	202	20-49	.408	0-0	.000	13-15	.867	18	53	71	19	21-1	5	12	3	53	3.5
Cummings	8	76	11-29	.379	0-0	.000	5-10	.500	6	13	19	4	17-0	1	2	1	27	3.4
Wood	64	598	52-117	.444	5-21	.238	46-55	.836	38	59	97	34	93-1	13	29	12	155	2.4
Othick	4	39	3-5	.600	2-4	.500	0-2	.000	1	1	2	7	7-0	1	4	0	8	2.0
Bedford	16	66	9-27	.333	1-1	1.000	6-12	.500	1	9	10	0	15-0	0	1	1	25	1.6
Smith	66	833	38-87	.437	0-0	.000	9-22	.409	103	165	268	28	133-2	23	39	16	85	1.3
SPURS	82		3311-6762	.490	236-692	.341	1794-2346	.765	919	2542	3461	2012	1844-17	582	1227	514	8652	105.5
OPPONENTS	82		3290-7177	.458	270-747	.361	1583-2051	.722	1082	2388	3470	1905	1998-33	655	1131	373	8433	102.8

49-33 (SECOND IN MIDWEST DIVISION)

DATE	OPPONENT	W-L	SCORE	REC.	ATT.	HI-SCORER	HI-REBOUNDER
NOVEMBER RECORD:		5-6 (HOME: 4-2, ROAD: 1-4)					
11-6	@ Sacramento	L	106-114	0-1	17,317	29-Elliott	9-Carr
11-7	@ Denver	L	121-125 (2OT)	0-2	17,022	30-Robinson	11-Robinson/Elliott
11-10	MILWAUKEE	W	104-93	1-2	16,057	29-Robinson	9-Robinson
11-12	ATLANTA	L	97-104	1-3	16,057	30-Robinson	12-Green
11-14	HOUSTON	L	87-93	1-4	16,057	26-Robinson	19-Robinson
11-17	CLEVELAND	W	106-95	2-4	16,057	20-Ellis	13-Robinson
11-19	DALLAS	W	123-95	3-4	16,057	26-Elliott	9-Green
11-21	@ Houston	L	100-103	3-5	12,229	18-Carr	13-Robinson
11-24	@ Portland	L	91-95	3-6	12,888	24-Carr	14-Robinson
11-25	@ Utah	W	128-102	4-6	19,911	25-Robinson	10-Carr
11-28	SEATTLE	W	104-97	5-6	16,057	42-Robinson	10-Robinson
DECEMBER RECORD:		9-6 (HOME: 4-2, ROAD: 5-4)					
12-1	@ Washington	L	106-119	5-7	15,642	28-Robinson	12-Robinson
12-2	@ Philadelphia	W	98-82	6-7	12,731	27-Robinson	21-Robinson
12-4	@ New Jersey	L	103-108 (OT)	6-8	15,068	23-Robinson	13-Robinson
12-5	@ Atlanta	L	105-113	6-9	11,301	22-Carr	11-Carr
12-8	UTAH	W	121-103	7-9	16,057	32-Elliott	18-Robinson
12-10	MIAMI	W	101-91	8-9	16,057	26-Robinson	10-Robinson
12-12	@ Dallas	W	113-91	9-9	13,903	22-Robinson	15-Reid
12-15	LA LAKERS	L	101-107	9-10	16,057	28-Robinson	14-Robinson
12-17	@ Houston	L	109-121	9-11	13,706	24-Ellis	12-Robinson
12-18	DALLAS	W	122-101	10-11	16,075	41-Elliott	12-Smith
12-22	DENVER	W	113-108	11-11	16,057	23-Elliott/Ellis	18-Robinson
12-25	@ LA Clippers	W	103-94	12-11	13,780	32-Elliott	12-Robinson
12-26	@ LA Lakers	W	104-92	13-11	17,505	27-Elliott/Ellis	11-Robinson
12-28	GOLDEN STATE	L	105-106	13-12	16,057	32-Robinson	12-Robinson
12-30	@ Denver	W	114-94	14-12	17,022	29-Robinson	11-Robinson/Reid
JANUARY RECORD:		12-2 (HOME: 8-0, ROAD: 4-2)					
1-3	PHOENIX	W	114-113 (OT)	15-12	16,057	33-Robinson	11-Robinson
1-5	@ Utah	L	87-113	15-13	19,911	21-Carr	9-Robinson
1-7	UTAH	W	109-99	16-13	16,057	33-Ellis	11-Carr
1-9	PORTLAND	W	109-93	17-13	16,057	32-Robinson	10-Robinson
1-11	@ Detroit	W	109-91	18-13	21,454	23-Ellis	14-Robinson
1-13	@ Minnesota	W	89-81	19-13	17,852	18-Ellis	19-Robinson
1-14	@ Milwaukee	W	108-93	20-13	13,854	26-Ellis	16-Robinson
1-16	CHARLOTTE	W	124-111	21-13	16,057	52-Robinson	14-Robinson
1-19	DENVER	W	121-110	22-13	16,057	29-Robinson	14-Robinson
1-22	DETROIT	W	123-109	23-13	16,057	25-Robinson	18-Robinson
1-24	CHICAGO	W	103-99	24-13	16,057	24-Robinson	13-Robinson
1-27	@ Seattle	W	119-99	25-13	14,651	24-Reid	15-Robinson
1-29	@ Phoenix	L	110-125	25-14	19,023	19-Elliott/Ellis	10-Robinson
1-30	SACRAMENTO	W	129-124	26-14	16,057	27-Ellis	12-Robinson
FEBRUARY RECORD:		9-4 (HOME: 7-1, ROAD: 2-3)					
2-2	NEW JERSEY	W	111-93	27-14	16,057	24-Ellis	12-Robinson
2-4	INDIANA	W	133-115	28-14	16,057	22-Elliott	8-Robinson/Reid
2-6	MINNESOTA	W	104-95	29-14	16,057	23-Elliott	7-Robinson/Carr
2-9	LA CLIPPERS	W	112-97	30-14	16,057	25-Robinson	13-Robinson
2-11	WASHINGTON	W	105-95	31-14	16,057	23-Johnson	15-Robinson
2-13	BOSTON	W	90-85	32-14	16,057	28-Robinson	10-Robinson
2-15	@ LA Clippers	W	102-99	33-14	15,989	22-Robinson/Ellis	9-Carr
2-16	@ Golden State	L	112-133	33-15	15,025	27-Robinson	12-Robinson
2-18	PHILADELPHIA	W	103-98	34-15	16,057	24-Ellis	13-Robinson
2-23	PHOENIX	L	103-105	34-16	16,057	35-Robinson	11-Robinson
2-25	@ Charlotte	L	104-111	34-17	23,698	26-Daniels	12-Reid
2-26	@ Miami	L	86-93	34-18	15,008	17-Robinson	12-Robinson
2-28	@ Orlando	W	94-90	35-18	15,151	23-Robinson/Carr	16-Robinson
MARCH RECORD:		8-8 (HOME: 4-2, ROAD: 4-6)					
3-2	@ Indiana	L	95-109	35-19	11,467	37-Robinson	12-Robinson
3-3	@ Boston	L	91-132	35-20	14,890	19-Reid	8-Robinson
3-5	@ Chicago	W	107-102	36-20	18,676	29-Ellis	11-Robinson
3-6	@ Minnesota	L	105-106	36-21	18,844	29-Reid	12-Reid
3-9	DALLAS	W	119-84	37-21	16,057	19-Ellis	9-Reid
3-13	PORTLAND	W	108-99	38-21	16,057	27-Carr	14-Robinson
3-15	LA LAKERS	L	87-92	38-22	16,057	26-Robinson	13-Robinson
3-17	@ LA Lakers	W	101-100	39-22	15,000	29-Robinson	7-Robinson
3-19	ORLANDO	W	96-93	40-22	16,057	30-Robinson	8-Carr
3-21	@ New York	L	96-115	40-23	19,763	18-Reid	10-Reid
3-23	@ Cleveland	L	90-127	40-24	20,273	23-Carr	9-Robinson
3-24	@ Minnesota	W	105-92	41-24	17,806	29-Robinson	11-Robinson
3-26	UTAH	L	98-102	41-25	16,057	21-Carr	16-Robinson
3-28	@ Dallas	W	114-107	42-25	17,336	31-Robinson	7-Robinson/Smith
3-30	SEATTLE	W	99-97	43-25	16,057	21-Robinson	9-Robinson
3-31	@ Utah	L	85-93	43-26	19,911	17-Robinson	12-Robinson
APRIL RECORD:		6-7 (HOME: 4-3, ROAD: 2-4)					
4-2	MINNESOTA	W	108-101	44-26	16,057	39-Robinson	9-Carr
4-4	NEW YORK	L	103-108 (OT)	44-27	16,057	28-Robinson	10-Robinson
4-6	GOLDEN STATE	L	111-125	44-28	16,057	28-Robinson	9-Robinson
4-8	LA CLIPPERS	W	112-108	45-28	16,057	25-Ellis	14-Robinson
4-10	@ Houston	L	88-98	45-29	16,611	24-Robinson	11-Robinson
4-13	@ Sacramento	W	110-100	46-29	17,317	17-Elliott/Reid	14-Robinson
4-14	@ Golden State	W	96-93	47-29	15,025	33-Robinson	17-Robinson
4-16	SACRAMENTO	L	93-100	47-30	16,057	19-Robinson	12-Robinson
4-18	@ Portland	L	101-105	47-31	12,888	29-Robinson	7-Johnson
4-19	@ Seattle	L	89-96	47-32	14,526	17-Ellis	8-Robinson
4-22	DENVER	W	131-111	48-32	16,057	30-Ellis	11-Reid
4-24	@ Phoenix	L	97-99	48-33	19,023	20-Ellis/Robinson	19-Robinson
4-25	HOUSTON	W	119-117 (OT)	49-33	16,057	25-Robinson	13-Robinson

1993-94 RECAP



David Robinson

RECORD

55-27 (32-9 home: 23-18 road)
Second in Midwest Division

HONORS

David Robinson, NBA Scoring Title
Dennis Rodman, NBA Rebounding Title
David Robinson, IBM Award
David Robinson, All-NBA Second Team
David Robinson,
All-Defensive Second Team
Dennis Rodman, All-Defensive Second Team
David Robinson, NBA All-Star

PLAYOFFS

Lost to Utah, First Round, 3-1

SPURS LEADERS

Scoring: David Robinson 29.8 ppg
Rebounding: Dennis Rodman 17.3 rpg
Assists: David Robinson 4.8 apg

Head Coach: John Lucas
Assistants: Ron Adams, Tom Thibodeau
& George Gervin

1993-94 SEASON NOTES

- The Spurs parted with a pair of popular players prior to the start of the season ... Avery Johnson left the team as a free agent, signing with the Warriors, and Sean Elliott was traded to Detroit for Dennis Rodman.
- David Robinson and Dennis Rodman made NBA history, as for the first time in league history a pair of teammates led the NBA in scoring and rebounding respectively ... Robinson captured the scoring title, averaging 29.8 ppg, while Rodman won his third straight rebounding title, averaging 17.3 rpg.
- On 3/19 vs. Sacramento, Dale Ellis made history as he became the first player in professional basketball history to make 1,000 three-pointers.
- David Robinson ended the season with a bang ... in the final game of the 1993-94 campaign, he scored a Spurs franchise record 71 points at the Clippers on 4/24 ... Robinson became just the fourth player in NBA history to score 70 or more points and his total was the highest since the 1978 season ... thanks to the 71-point effort, Robinson edged out Shaquille O'Neal to claim his first NBA Scoring Title ... Robinson also made history earlier in the season when he became just the fourth player ever to record a quadruple-double ... Robinson posted his vs. Detroit on 2/17, finishing with 34 points, 10 rebounds, 10 blocks and 10 assists.


1993-94 SPURS FINAL STATISTICS (55-27)

PLAYER	G	GS	MIN	3-POINT				FT-FTA	PCT	REBOUNDING			AST	PF	DQ	STL	TO	BLK	SCORING	
				FG-FGA	PCT	FG-FGA	PCT			OFF	DEF	TOT							PTS	AVG
Robinson	80	80	3241	840-1658	.507	10-29	.345	693-925	.749	241	614	855	381	228	3	139	253	265	2383	29.8
Ellis	77	75	2590	478-967	.494	131-332	.395	83-107	.776	70	185	255	80	141	0	66	75	11	1170	15.2
Anderson	80	79	2488	394-837	.471	22-68	.324	145-171	.848	68	174	242	347	187	1	71	153	46	955	11.9
Del Negro	77	56	1949	309-634	.487	15-43	.349	140-170	.824	27	134	161	320	168	0	64	102	1	773	10.0
Knight	64	18	1430	224-471	.476	4-21	.190	141-174	.810	28	75	103	197	120	0	34	94	10	593	9.3
Reid	70	11	1344	260-530	.491	0-3	.000	107-153	.699	91	129	220	73	165	0	43	84	25	627	9.0
Cummings	59	29	1133	183-428	.428	0-2	.000	63-107	.589	132	165	297	50	137	0	31	59	13	429	7.3
Carr	34	0	465	78-160	.488	0-1	.000	42-58	.724	12	39	51	15	75	0	9	15	22	198	5.8
Daniels	65	5	980	140-372	.376	44-125	.352	46-64	.719	45	66	111	94	69	0	29	60	16	370	5.7
Rodman	79	51	2989	156-292	.534	5-24	.208	53-102	.520	453	914	1367	184	229	0	52	138	32	370	4.7
Floyd	53	2	737	70-209	.335	8-36	.222	52-78	.667	10	60	70	101	71	0	12	61	8	200	3.8
Nevitt	1	0	1	0-0	.000	0-0	.000	3-6	.500	1	0	1	0	1	0	0	1	0	3	3.0
Haley	28	0	94	21-48	.438	0-0	.000	17-21	.810	6	18	24	1	18	0	0	10	0	59	2.1
Whitney	40	4	339	25-82	.305	10-30	.333	12-15	.800	5	24	29	53	53	0	11	37	1	72	1.8
SPURS	82			3178-6688	.475	249-714	.349	1597-2151	.742	1189	2597	3786	1896	1662	4	561	1198	450	8202	100.0
OPPONENTS	82			3066-6880	.446	290-871	.333	1349-1875	.719	1089	2153	3242	1769	1791	16	632	1020	346	7771	94.8

55-27 (SECOND IN MIDWEST DIVISION)

DATE	OPPONENT	W-L	SCORE	REC.	ATT.	HI-SCORER	HI-REBOUNDER
NOVEMBER RECORD: 9-5 (HOME: 7-1, ROAD: 2-4)							
11-5	GOLDEN STATE	W	91-85	1-0	36,523	32-Robinson	21-Rodman
11-7	NEW JERSEY	L	73-99	1-1	15,280	14-Anderson	11-Robinson
11-9	MINNESOTA	W	110-95	2-1	16,087	43-Robinson	11-Rodman
11-10	@ Phoenix	L	93-101	2-2	19,023	32-Robinson	25-Rodman
11-12	@ Sacramento	L	91-93	2-3	17,317	32-Robinson	24-Rodman
11-13	@ LA Clippers	L	90-92	2-4	12,416	20-Ellis	13-Rodman
11-16	@ Denver	W	86-74	3-4	13,549	17-Ellis/Robinson	23-Rodman
11-17	NEW YORK	W	95-90	4-4	18,723	32-Robinson	20-Rodman
11-19	@ Detroit	L	86-95	4-5	21,454	27-Robinson	17-Robinson
11-20	@ Milwaukee	W	101-97	5-5	16,365	31-Robinson	16-Rodman
11-22	LA CLIPPERS	W	110-98	6-5	16,011	28-Robinson	22-Rodman
11-24	CHICAGO	W	109-84	7-5	33,066	21-Anderson	21-Rodman
11-27	DALLAS	W	104-80	8-5	18,066	28-Robinson	20-Rodman
11-29	MILWAUKEE	W	102-95	9-5	15,401	34-Robinson	19-Rodman
DECEMBER RECORD: 9-6 (HOME: 3-3, ROAD: 6-3)							
12-1	@ Charlotte	W	92-88	10-5	23,698	31-Robinson	28-Rodman
12-3	@ Orlando	W	94-84	11-5	15,291	23-Robinson	23-Rodman
12-4	@ Philadelphia	W	90-82	12-5	13,923	37-Robinson	14-Rodman
12-8	SEATTLE	L	107-109 (OT)	12-6	18,184	39-Robinson	15-Robinson
12-9	@ Atlanta	L	95-105	12-7	11,616	26-Robinson	14-Rodman
12-11	DENVER	W	105-100	13-7	16,784	31-Robinson	9-Rodman
12-13	@ Utah	L	87-102	13-8	19,911	23-Robinson	20-Rodman
12-15	PORTLAND	W	111-91	14-8	16,289	37-Robinson	15-Robinson
12-16	@ Dallas	W	103-89	15-8	11,146	30-Robinson	18-Rodman
12-18	@ Chicago	L	90-102	15-9	18,676	24-Ellis	9-Rodman
12-21	HOUSTON	L	88-90	15-10	32,631	13-Robinson	7-Robinson
12-23	UTAH	L	88-96	15-11	33,151	27-Robinson	13-Rodman
12-26	BOSTON	W	99-85	16-11	19,440	46-Robinson	16-Rodman
12-28	@ Miami	W	84-76	17-11	15,200	20-Robinson	16-Robinson
12-30	@ Indiana	W	107-82	18-11	16,044	22-Reid	19-Rodman
JANUARY RECORD: 11-3 (HOME: 7-0, ROAD: 4-3)							
1-2	LA LAKERS	W	94-92	19-11	18,017	36-Robinson	12-Rodman
1-4	PHILADELPHIA	W	107-84	20-11	16,767	32-Robinson	18-Rodman
1-6	@ Golden State	L	98-102	20-12	15,025	32-Robinson	23-Rodman
1-7	@ Denver	W	84-76	21-12	16,291	18-Robinson	11-Robinson
1-9	@ LA Lakers	W	95-89	22-12	11,069	22-Robinson	16-Rodman
1-11	MINNESOTA	W	108-98	23-12	17,664	27-Robinson	13-Rodman
1-13	PHOENIX	W	107-88	24-12	34,027	27-Robinson	16-Robinson
1-15	@ Dallas	W	104-87	25-12	14,061	20-Cummings/Rob	19-Rodman
1-17	@ Washington	W	100-87	26-12	18,756	21-Cummings	19-Rodman
1-19	@ New York	L	108-120	26-13	19,763	24-Ellis	20-Rodman
1-20	@ Minnesota	L	83-93	26-14	17,749	25-Robinson	16-Rodman
1-22	DALLAS	W	103-83	27-14	19,003	33-Robinson	22-Rodman
1-25	SACRAMENTO	W	107-91	28-14	17,630	31-Robinson	20-Rodman
1-29	ATLANTA	W	100-87	29-14	33,035	35-Robinson	13-Rodman
FEBRUARY RECORD: 11-2 (HOME: 6-0, ROAD: 5-2)							
2-1	LA LAKERS	W	112-97	30-14	17,397	32-Ellis	16-Rodman
2-3	@ Cleveland	W	98-97	31-14	17,031	31-Ellis	20-Rodman
2-4	@ Boston	W	100-91	32-14	14,890	34-Robinson	13-Rodman
2-6	@ New Jersey	W	104-102 (OT)	33-14	18,322	36-Robinson	20-Rodman
2-8	WASHINGTON	W	110-90	34-14	16,884	31-Robinson	14-Robinson
2-10	DENVER	W	94-87	35-14	17,583	29-Robinson	20-Rodman
2-15	INDIANA	W	109-100	36-14	18,129	34-Robinson	19-Rodman
2-17	DETROIT	W	115-96	37-14	19,451	34-Robinson	22-Rodman
2-19	MIAMI	W	100-96	38-14	35,717	22-Reid	26-Rodman
2-21	@ Minnesota	W	114-89	39-14	18,148	50-Robinson	20-Rodman
2-23	@ Utah	L	102-106 (2OT)	39-15	19,911	25-Robinson	16-Rodman/Robinson
2-25	@ LA Lakers	W	126-110	40-15	13,783	33-Anderson	18-Rodman
2-26	@ Portland	L	96-104	40-16	12,888	32-Robinson	18-Rodman
MARCH RECORD: 11-4 (HOME: 6-2, ROAD: 5-2)							
3-2	UTAH	L	96-106	40-17	18,577	32-Robinson	13-Rodman
3-4	LA CLIPPERS	W	121-113	41-17	18,735	41-Robinson	16-Robinson
3-6	ORLANDO	W	111-103	42-17	34,325	36-Robinson	13-Robinson
3-8	HOUSTON	W	115-99	43-17	20,539	24-Reid	14-Rodman
3-11	SEATTLE	L	99-100	43-18	20,640	28-Robinson	14-Robinson
3-12	@ Houston	W	109-98	44-18	16,611	40-Robinson	16-Robinson
3-14	@ Denver	L	88-116	44-19	17,171	16-Del Negro	9-Rodman/Robinson
3-16	PORTLAND	W	110-102	45-19	20,539	27-Ellis/Robinson	19-Rodman
3-19	SACRAMENTO	W	107-100	46-19	20,640	48-Robinson	16-Robinson
3-22	@ Seattle	L	89-105	46-20	14,813	27-Robinson	16-Rodman
3-24	@ Sacramento	W	107-91	47-20	17,317	38-Robinson	18-Rodman
3-26	@ Golden State	W	112-101	48-20	15,025	29-Robinson	25-Rodman
3-27	@ Portland	W	107-95	49-20	12,888	36-Robinson	16-Rodman
3-29	@ Dallas	W	117-92	50-20	13,174	37-Robinson	20-Rodman
3-31	CLEVELAND	W	101-85	51-20	19,287	26-Robinson	15-Rodman
APRIL RECORD: 4-7 (HOME: 3-3, ROAD: 1-4)							
4-2	CHARLOTTE	W	117-111	52-20	20,640	24-Robinson	20-Rodman
4-5	GOLDEN STATE	L	101-106	52-21	18,769	29-Robinson	19-Rodman
4-6	@ Phoenix	L	95-107	52-22	19,023	33-Robinson	13-Rodman
4-9	@ Houston	L	89-100	52-23	16,611	30-Robinson	16-Rodman
4-11	MINNESOTA	W	101-89	53-23	19,138	29-Robinson	16-Rodman
4-13	DENVER	W	78-83	53-24	16,746	32-Robinson	13-Rodman
4-14	@ Utah	L	90-101	53-25	19,911	31-Robinson	11-Robinson
4-16	PHOENIX	L	94-96	53-26	35,845	39-Robinson	21-Rodman
4-19	HOUSTON	W	90-80	54-26	32,807	22-Robinson	21-Rodman
4-22	@ Seattle	L	87-94	54-27	14,813	29-Robinson	18-Rodman
4-24	@ LA Clippers	W	112-97	55-27	16,005	71-Robinson	17-Rodman

1994-95 RECAP



Avery Johnson

RECORD

62-20 (33-8 home: 29-12 road)
First in Midwest Division

HONORS

David Robinson, NBA Most Valuable Player
David Robinson, All-NBA First Team
David Robinson, NBA All-Star
David Robinson, IBM Award
David Robinson,
NBA All-Defensive First Team
Dennis Rodman,
NBA All-Defensive First Team

PLAYOFFS

Defeated Denver, First Round, 3-0
Defeated L.A. Lakers,
Western Conference Semifinals, 4-2
Lost to Houston,
Western Conference Finals, 4-2

SPURS LEADERS

Scoring: David Robinson 27.6 ppg
Rebounding: Dennis Rodman 16.8 rpg
Assists: Avery Johnson 8.2 apg

Head Coach: Bob Hill
Assistants: Hank Egan, Dave Cowens
& Paul Pressey

1994-95 SEASON NOTES

- The Spurs posted the best record in the NBA finishing with a 62-20 record ... the team captured its eighth NBA division title, winning the Midwest Division.
- David Robinson was named the NBA's Most Valuable Player, becoming the first Spur ever to win the honor ... the Admiral averaged 27.6 points, 10.8 rebounds, 2.9 assists, 1.65 steals and 3.23 blocks ... he was third in the NBA in scoring, fourth in blocks, seventh in rebounding, 15th in steals and 15th in FG percentage.
- The Spurs won 15-straight games late in the season and were 21-2 in their final 23 games.
- In the postseason, the Spurs advanced to the Western Conference Finals before falling to the Houston Rockets in six games ... at the time it was the Spurs' best playoff run ever, winning two playoff series in the same year for the first time in franchise history.

1994-95 SPURS FINAL STATISTICS (62-20)


PLAYER	G	GS	MIN	3-POINT				FT-FTA	PCT	REBOUNDING			AST	PF	DQ	STL	TO	BLK	SCORING	
				FG-FGA	PCT	FG-FGA	PCT			OFF	DEF	TOT							PTS	AVG
Robinson	81	81	3074	788-1487	.530	6-20	.300	656-847	.774	234	643	877	236	230	2	134	233	262	2238	27.6
Elliott	81	81	2858	502-1072	.468	136-333	.408	326-404	.807	63	224	287	206	216	2	78	151	38	1466	18.1
Johnson	82	82	3011	448-863	.519	3-22	.136	202-295	.685	49	159	208	670	154	0	114	207	13	1101	13.4
Del Negro	75	71	2360	372-766	.486	66-162	.407	128-162	.790	28	164	192	226	179	0	61	56	14	938	12.5
Person	81	1	2033	317-750	.423	172-445	.387	66-102	.647	49	209	258	106	198	0	45	102	12	872	10.8
Rodman	49	26	1568	137-240	.571	0-2	.000	75-111	.676	274	549	823	97	159	1	31	98	23	349	7.1
Reid	81	37	1566	201-396	.508	1-2	.500	160-233	.687	120	273	393	55	230	2	60	113	32	563	7.0
Cummings	76	20	1273	224-464	.483	0-0	.000	72-123	.585	138	240	378	59	188	1	36	95	19	520	6.8
Rivers	60	0	942	104-289	.360	42-122	.344	52-71	.732	13	87	100	154	142	1	61	56	21	302	5.0
Anderson	38	11	556	76-162	.469	3-19	.158	30-41	.732	15	40	55	52	71	1	26	38	10	185	4.9
Malone	17	0	149	13-35	.371	1-2	.500	22-32	.688	20	26	46	6	15	0	2	11	3	49	2.9
Eisley	15	0	56	3-17	.176	1-5	.200	0-0	.000	2	4	6	18	3	0	0	8	1	7	0.5
Haley	31	0	117	26-61	.426	0-1	.000	21-32	.656	8	19	27	2	31	0	3	13	5	73	2.4
Whitney	25	0	179	14-47	.298	3-19	.158	11-11	1.000	4	9	13	28	34	1	4	18	0	42	1.7
Nwosu	23	0	84	9-28	.321	0-0	.000	13-17	.765	11	13	24	3	20	0	0	9	3	31	1.3
Crowder	7	0	29	2-10	.200	0-4	.000	2-6	.333	1	2	3	1	1	0	1	2	0	6	0.9
SPURS	82			3236-6687	.484	434-1158	.375	1836-2487	.738	1029	2661	3690	1919	1871	11	656	1246	456	8742	106.6
OPPONENTS	82			3168-6974	.454	426-1251	.341	1491-2089	.714	1017	2303	3320	1878	2063	25	633	1182	408	8253	100.6

1994-95 GAME-BY-GAME

62-20 (FIRST IN MIDWEST DIVISION)

DATE	OPPONENT	W-L	SCORE	REC.	ATT.	HI-SCORER	HI-REBOUNDER
NOVEMBER RECORD:		6-7 (HOME: 5-3, ROAD: 1-4)					
11-4	GOLDEN ST.	L	118-123	0-1	30,542	27-AJ/Robinson	16-Robinson
11-7	NEW JERSEY	W	105-96	1-1	13,805	23-Elliott	19-Robinson
11-9	UTAH	W	100-101	2-1	14,354	20-Robinson	17-Robinson
11-12	NEW YORK	W	101-82	3-1	19,710	35-Robinson	13-Robinson
11-15	@ Denver	L	99-112	3-2	17,171	33-Robinson	20-Robinson
11-16	CHICAGO	L	92-94	3-3	16,059	30-Robinson	12-Robinson
11-19	@ Minnesota	W	109-101	4-3	14,109	23-Person	10-Robinson
11-21	@ New York	L	88-92	4-4	19,763	29-Robinson	12-Robinson
11-23	PORTLAND	W	110-105	5-4	16,304	36-Robinson	18-Robinson
11-25	SEATTLE	L	94-114	5-5	19,016	27-Elliott	11-Robinson
11-26	@ Phoenix	L	108-111	5-6	19,023	25-Robinson	9-Reid
11-28	MINNESOTA	W	92-88	6-6	14,272	24-Robinson	10-Robinson
11-30	@ Seattle	L	100-109	6-7	14,793	42-Robinson	13-Reid
DECEMBER RECORD:		9-3 (HOME: 5-2, ROAD: 4-1)					
12-2	@ Portland	W	95-91	7-7	12,888	32-Robinson	12-Robinson
12-6	DALLAS	L	121-124 (OT)	7-8	14,007	42-Robinson	10-Reid
12-8	UTAH	L	114-117 (OT)	7-9	14,092	25-Del Negro	15-Robinson
12-10	@ Houston	W	108-96	8-9	16,611	24-Johnson	11-Robinson
12-12	WASHINGTON	W	122-101	9-9	14,501	21-Robinson	12-Robinson
12-14	BOSTON	W	122-110	10-9	15,154	32-Robinson	11-Robinson/Rodman
12-17	LA LAKERS	W	116-102	11-9	15,439	32-Robinson	19-Rodman
12-21	@ Denver	W	111-97	12-9	17,171	24-Robinson	14-Rodman
12-23	HOUSTON	W	98-96	13-9	31,514	26-Del Negro	10-Reid/Robinson
12-27	CHARLOTTE	W	119-108	14-9	33,026	30-Robinson	20-Rodman
12-29	@ Atlanta	L	121-127 (OT)	14-10	15,005	30-Robinson	7-Four Players
12-30	@ Washington	W	115-101	15-10	18,756	30-Robinson	10-Rodman
JANUARY RECORD:		11-4 (HOME: 4-1, ROAD: 7-3)					
1-3	@ Golden St.	W	91-86	16-10	15,025	26-Robinson	19-Rodman
1-5	@ Utah	W	104-103	17-10	19,911	25-Robinson	18-Rodman
1-7	@ LA Clippers	W	103-88	18-10	8,070	27-Robinson	22-Rodman
1-10	LA CLIPPERS	W	108-97	19-10	15,729	33-Robinson	21-Rodman
1-12	MIAMI	W	113-108	20-10	14,651	32-Elliott	22-Rodman
1-13	@ Houston	L	100-103	20-11	16,611	23-Robinson	10-Robinson
1-15	DALLAS	L	103-108	20-12	16,019	43-Robinson	17-Robinson
1-17	@ Boston	W	101-92	21-12	14,890	24-Person	18-Rodman
1-18	@ Charlotte	L	110-111	21-13	23,698	42-Robinson	10-Rodman
1-20	@ Miami	W	115-114 (OT)	22-13	14,687	26-Robinson	11-Robinson
1-22	@ Indiana	L	93-98	22-14	16,672	34-Robinson	25-Rodman
1-24	@ Chicago	W	104-102 (OT)	23-14	22,414	30-Robinson	23-Rodman
1-26	HOUSTON	W	103-100	24-14	33,360	26-Elliott	22-Rodman
1-28	DENVER	W	103-77	25-14	32,820	31-Elliott	17-Rodman
1-31	@ Sacramento	W	97-96	26-14	17,317	23-Robinson	19-Rodman
FEBRUARY RECORD:		11-2 (HOME: 7-0, ROAD: 4-2)					
2-1	@ Portland	W	111-107	27-14	12,888	34-Robinson	19-Rodman
2-3	@ Dallas	W	114-103	28-14	17,502	20-Robinson	20-Rodman
2-4	SACRAMENTO	W	97-96	29-14	18,436	34-Robinson	22-Rodman
2-7	@ Seattle	W	106-103	30-14	15,803	31-Robinson	27-Rodman
2-8	@ LA Lakers	L	99-115	30-15	14,175	24-Person	10-Rodman
2-14	UTAH	W	112-96	31-15	18,490	29-Robinson	9-Robinson/Rodman
2-16	@ Utah	L	113-120	31-16	19,911	22-Elliott	20-Rodman
2-18	ATLANTA	W	111-97	32-16	33,072	31-Del Negro	18-Rodman
2-21	@ Houston	W	98-97	33-16	16,611	23-Del Negro	30-Rodman
2-22	PHOENIX	W	105-100	34-16	20,443	34-Robinson	24-Rodman
2-24	DETROIT	W	114-97	35-16	20,443	37-Robinson	21-Rodman
2-26	GOLDEN ST.	W	129-99	36-16	29,014	30-Robinson	22-Rodman
2-28	CLEVELAND	W	100-83	37-16	15,546	18-Robinson	21-Rodman
MARCH RECORD:		14-2 (HOME: 8-1, ROAD: 6-1)					
3-3	ORLANDO	W	112-111	38-16	35,818	24-Robinson	20-Rodman
3-5	HOUSTON	W	124-103	39-16	35,818	31-Robinson	27-Rodman
3-7	INDIANA	L	100-117	39-17	17,665	28-Elliott	14-Rodman
3-9	@ Cleveland	W	100-98	40-17	20,562	26-Robinson	10-Rodman
3-10	@ Philadelphia	W	100-94	41-17	16,575	33-Robinson	22-Rodman
3-12	@ Orlando	L	104-110	41-18	16,010	34-Robinson	23-Rodman
3-14	MINNESOTA	W	115-100	42-18	19,031	24-Robinson	14-Rodman
3-16	PHILADELPHIA	W	112-86	43-18	17,660	26-Robinson	15-Cummings
3-18	DALLAS	W	116-106	44-18	35,888	36-Robinson	14-Rodman
3-20	SEATTLE	W	104-96	45-18	19,798	24-Robinson	11-Person/Reid
3-22	@ New Jersey	W	102-85	46-18	20,049	22-Robinson	9-Reid/Robinson
3-24	@ Minnesota	W	111-97	47-18	15,112	29-Robinson	13-Robinson
3-25	@ Milwaukee	W	113-105	48-18	16,633	27-Robinson	12-Robinson
3-27	@ Detroit	W	114-93	49-18	16,084	40-Robinson	12-Robinson
3-29	LA LAKERS	W	107-84	50-18	18,027	30-Robinson	16-Cummings/Robinson
3-31	MILWAUKEE	W	118-102	51-18	32,107	26-Robinson	10-Reid/Robinson
APRIL RECORD:		11-2 (HOME: 4-1, ROAD: 7-1)					
4-2	PHOENIX	W	109-106	52-18	35,888	30-Elliott	14-Robinson
4-4	@ LA Clippers	W	113-89	53-18	10,856	27-Robinson	18-Robinson
4-6	@ Sacramento	W	96-94	54-18	17,317	29-Robinson	15-Cummings
4-8	@ Golden St.	W	112-99	55-18	15,025	36-Robinson	11-Cummings
4-9	@ LA Lakers	W	101-87	56-18	17,505	26-Robinson	18-Robinson
4-11	PORTLAND	L	71-91	56-19	19,011	21-Robinson	12-Robinson
4-12	@ Phoenix	L	111-115	56-20	19,023	25-Robinson	11-Cummings
4-14	SACRAMENTO	W	98-88	57-20	25,130	32-Robinson	16-Robinson
4-16	@ Denver	W	112-109 (OT)	58-20	17,171	42-Robinson	14-Robinson
4-18	DENVER	W	107-96	59-20	18,481	30-Robinson	13-Rodman
4-20	@ Dallas	W	112-111	60-20	17,502	36-Robinson	13-Robinson
4-21	LA CLIPPERS	W	107-96	61-20	25,501	21-Elliott	17-Rodman
4-23	@ Minnesota	W	97-91	62-20	18,872	20-Person	16-Rodman

1995-96 RECAP



Vinny Del Negro

RECORD

59-23 (33-8 home: 26-15 road)
First in Midwest Division

HONORS

David Robinson, IBM Award
David Robinson, All-NBA First Team
David Robinson, All-Defensive First Team
Sean Elliott, NBA All-Star
David Robinson, NBA All-Star

PLAYOFFS

Defeated Phoenix, First Round, 3-1
Lost to Utah,
Western Conference Semifinals, 4-2

SPURS LEADERS

Scoring: David Robinson 25.0 ppg
Rebounding: David Robinson 12.2 rpg
Assists: Avery Johnson 9.6 apg

Head Coach: Bob Hill
Assistants: Hank Egan, Dave Cowens
& Paul Pressey

1995-96 SEASON NOTES

- The 1996 All-Star Game was held in San Antonio ... the East beat the West 129-118 in front of 36,037 in the Dome ... Michael Jordan - in his first All-Star Game since 1993 - was the MVP, finishing with 20 points in 22 minutes ... for the Western squad David Robinson had 18 points and 11 rebounds in 23 minutes and Sean Elliott finished with 13 points in 22 minutes.
- The Spurs finished the month of March with a perfect 16-0 record, matching the '71-'72 Lakers for the best month ever recorded in NBA history ... the Spurs perfect month was part of a franchise-record 17 game winning streak which went from 2/29-4/2.
- Avery Johnson and Vinny Del Negro finished with the best assist-to-turnover ratio among any starting backcourt in the NBA ... AJ and Vinny combined for a 3.74-to-1 assist-to-turnover ratio ... Johnson's personal assist-to-turnover ratio of 4.05-to-1 was the best among any starter in the league.
- David Robinson and Chuck Person both hit a pair of major milestones during the season ... on 3/14 vs. the Heat, Person connected on the 1,000th three-pointer of his career, becoming just the fourth player in history to hit the 1,000 mark ... then, on 4/15 at Portland, Robinson became just the 10th player in NBA history to record 2,000 career blocks.

1995-96 SPURS FINAL STATISTICS (59-23)

PLAYER	G	GS	MIN	3-POINT						REBOUNDING			SCORING							
				FG-FGA	PCT	FG-FGA	PCT	FT-FTA	PCT	OFF	DEF	TOT	AST	PF	DQ	STL	TO	BLK	PTS	AVG
Robinson	82	82	3019	711-1378	.516	3-9	.333	626-823	.761	319	681	1000	247	262	1	111	190	271	2051	25.0
Elliott	77	77	2901	525-1127	.466	161-392	.411	326-423	.771	69	327	396	211	178	1	69	198	33	1537	20.0
Del Negro	82	82	2766	478-962	.497	57-150	.380	178-214	.832	36	236	272	315	166	0	85	100	6	1191	14.5
Johnson	82	82	3084	438-887	.494	6-31	.194	189-262	.721	37	169	206	789	179	1	119	195	21	1071	13.1
Person	80	16	2131	307-705	.437	190-463	.410	67-104	.644	76	337	413	100	197	2	49	91	26	873	10.9
Smith	32	30	826	130-284	.458	0-0	.000	46-60	.767	74	128	202	36	100	1	32	45	29	306	9.6
Reid	32	5	643	72-164	.439	0-1	.000	64-87	.736	35	88	123	14	98	0	25	49	10	208	6.5
Perdue	80	22	1396	173-331	.523	0-1	.000	67-125	.536	175	310	485	33	183	0	28	86	75	413	5.2
Rivers	78	0	1235	108-290	.372	47-137	.343	48-64	.750	30	108	138	123	175	0	73	57	21	311	4.0
Lohaus	32	1	273	39-96	.406	27-65	.415	2-3	.667	5	28	33	17	34	0	2	9	7	107	3.3
Demps	16	0	87	19-33	.576	1-2	.500	14-17	.824	2	7	9	8	10	0	3	12	1	53	3.3
Williams	17	0	122	20-46	.435	0-1	.000	9-12	.750	11	12	23	4	17	0	4	13	2	49	2.9
Alexander	60	0	560	63-155	.406	26-66	.394	16-25	.640	9	33	42	121	94	0	27	68	2	168	2.8
Herrera	44	6	393	40-97	.412	0-1	.000	5-17	.294	30	51	81	16	61	0	9	29	8	85	1.9
Anderson	46	7	344	24-47	.511	0-1	.000	6-25	.240	29	71	100	10	66	0	9	22	24	54	1.2
SPURS	82			3148-6602	.477	518-1320	.392	1863-2261	.736	937	2586	3527	2044	1820	6	645	1195	536	8477	103.4
OPPONENTS	82			3017-6866	.439	441-1337	.330	1485-2034	.730	1109	2473	3582	1849	1972	19	604	1257	428	7960	97.1

59-23 (FIRST IN MIDWEST DIVISION)

DATE	OPPONENT	W-L	SCORE	REC.	ATT.	HI-SCORER	HI-REBOUNDER
NOVEMBER RECORD: 8-4 (HOME: 4-2, ROAD: 4-2)							
11-3	DALLAS	L	97-103	0-1	28,821	24-Elliott	10-Robinson
11-4	@ Denver	W	116-108	1-1	17,171	32-Elliott	15-Robinson
11-8	VANCOUVER	W	111-62	2-1	12,355	31-Robinson	11-Perdue
11-10	MILWAUKEE	W	104-90	3-1	14,353	22-Elliott	12-Robinson
11-12	@ Cleveland	W	84-81	4-1	15,137	18-Robinson	12-Robinson
11-14	@ Milwaukee	L	84-98	4-2	13,464	31-Elliott	15-Robinson
11-15	@ Minnesota	W	105-96	5-2	9,954	30-Robinson	12-Robinson
11-18	CHARLOTTE	W	109-107	6-2	15,750	27-Robinson	14-Robinson
11-22	CHICAGO	L	94-103	6-3	35,888	26-Robinson	15-Robinson
11-24	@ Seattle	L	100-112	6-4	17,072	32-Elliott	8-Robinson
11-25	@ L.A. Clippers	W	100-91	7-4	7,600	21-Del Negro	8-Elliott
11-29	L.A. CLIPPERS	W	105-86	8-4	13,206	33-Robinson	11-Robinson

DECEMBER RECORD: 11-4 (HOME: 7-1, ROAD: 4-3)							
12-2	PHOENIX	W	101-93	9-4	27,566	37-Robinson	15-Robinson
12-5	L.A. LAKERS	W	117-89	10-4	14,551	24-Robinson	8-Perdue
12-7	@ Atlanta	W	104-102	11-4	8,717	31-Robinson	17-Robinson
12-8	@ Chicago	L	87-106	11-5	23,802	30-Robinson	12-Robinson
12-10	@ New York	L	112-118 (2OT)	11-6	19,763	45-Robinson	16-Robinson
12-13	SEATTLE	L	83-88	11-7	13,645	23-Robinson	14-Perdue
12-14	@ Dallas	W	126-111	12-7	17,027	33-Robinson	15-Perdue
12-16	SACRAMENTO	W	122-106	13-7	15,675	31-Elliott	15-Perdue
12-19	PORTLAND	W	111-103	14-7	12,851	31-Robinson	10-Rivers
12-21	DENVER	W	114-96	15-7	14,663	25-Robinson	15-Robinson
12-23	HOUSTON	W	110-95	16-7	26,145	26-Elliott	16-Robinson
12-25	@ Phoenix	W	105-100	17-7	19,023	28-Elliott	10-Robinson
12-26	@ Sacramento	L	98-115	17-8	17,317	25-Robinson	14-Robinson
12-28	@ L.A. Lakers	W	107-99	18-8	17,505	29-Robinson	15-Perdue
12-30	MINNESOTA	W	122-84	19-8	17,049	33-Elliott	13-Person

JANUARY RECORD: 9-5 (HOME: 6-2, ROAD: 3-3)							
1-3	UTAH	W	111-97	20-8	23,883	31-Robinson	13-Robinson
1-5	INDIANA	L	92-105	20-9	27,513	28-Elliott	9-Robinson
1-9	@ Houston	W	88-82	21-9	16,285	20-Elliott	13-Robinson
1-10	CLEVELAND	W	92-86	22-9	12,150	26-Elliott	20-Robinson
1-12	@ Utah	W	101-94	23-9	19,911	28-Robinson	15-Robinson
1-13	ORLANDO	W	106-105	24-9	30,256	30-Del Negro	16-Robinson
1-16	BOSTON	W	121-97	25-9	15,599	27-Robinson	14-Person
1-18	@ Detroit	L	98-100	25-10	20,112	37-Robinson	14-Perdue
1-19	@ Minnesota	L	92-100	25-11	18,827	22-Lohaus	15-Robinson
1-21	@ Philadelphia	W	118-88	26-11	13,311	23-Robinson	8-Robinson
1-22	@ Miami	L	89-96	26-12	14,589	25-Elliott/Robinson	12-Perdue
1-24	DETROIT	L	84-85	26-13	13,609	19-Johnson	17-Perdue
1-26	PORTLAND	W	87-83	27-13	15,927	21-Person	21-Robinson
1-31	L.A. CLIPPERS	W	115-106	28-13	13,739	26-Johnson	10-Robinson

FEBRUARY RECORD: 9-5 (HOME: 4-1, ROAD: 5-4)							
2-2	MINNESOTA	W	101-90	29-13	14,236	21-Robinson	10-Robinson
2-4	@ Orlando	L	109-122 (OT)	29-14	17,248	36-Robinson	11-Robinson
2-6	@ Charlotte	W	109-102	30-14	24,042	23-Elliott/Robinson	15-Robinson
2-7	@ Boston	W	99-84	31-14	18,624	26-Elliott	19-Robinson
2-13	UTAH	L	111-114 (OT)	31-15	15,150	29-Elliott	17-Robinson
2-15	@ Houston	L	108-112	31-16	16,285	31-Del Negro	13-Robinson
2-16	GOLDEN STATE	W	113-95	32-16	16,673	20-Del Negro	18-Robinson
2-18	HOUSTON	W	93-79	33-16	34,215	25-Robinson	12-Robinson
2-20	@ Portland	W	108-105	34-16	20,640	39-Robinson	9-Robinson
2-21	@ Golden State	L	92-95	34-17	15,025	20-Robinson	13-Robinson
2-23	@ Sacramento	W	112-105	35-17	17,317	34-Robinson	14-Robinson
2-25	@ Vancouver	W	95-84	36-17	16,598	29-Elliott	12-Person
2-27	@ L.A. Clippers	L	90-95	36-18	14,555	28-Robinson	12-Smith
2-29	TORONTO	W	120-95	37-18	18,083	24-Del Negro	8-Perdue

MARCH RECORD: 16-0 (HOME: 8-0, ROAD: 8-0)							
3-2	PHILADELPHIA	W	115-101	38-18	29,319	33-Elliott	10-Perdue
3-4	@ Denver	W	101-90	39-18	15,734	28-Robinson	13-Robinson
3-6	DENVER	W	100-90	40-18	14,008	29-Del Negro	10-Perdue
3-8	NEW JERSEY	W	115-100	41-18	16,844	44-Robinson	14-Smith
3-10	@ Seattle	W	106-105	42-18	17,072	36-Robinson	13-Robinson
3-12	@ Golden State	W	106-98	43-18	15,025	28-Robinson	11-Robinson
3-14	MIAMI	W	120-100	44-18	19,595	28-Robinson	18-Robinson
3-16	ATLANTA	W	119-92	45-18	29,262	24-Elliott	14-Robinson
3-18	GOLDEN STATE	W	104-98	46-18	15,581	32-Robinson	14-Robinson
3-20	@ Washington	W	112-101	47-18	15,123	33-Robinson	12-Perdue
3-22	@ Toronto	W	120-108	48-18	25,964	24-Elliott/Robinson	9-Robinson
3-24	@ Indiana	W	100-88	49-18	16,734	22-Robinson	13-Robinson
3-25	@ New Jersey	W	95-88	50-18	16,037	35-Elliott	17-Robinson
3-27	NEW YORK	W	90-84	51-18	18,291	21-Robinson	13-Robinson
3-29	@ Dallas	W	119-104	52-18	17,502	31-Robinson	15-Robinson
3-31	PHOENIX	W	97-83	53-18	32,272	22-Robinson	13-Robinson

APRIL RECORD: 6-5 (HOME: 4-2, ROAD: 2-3)							
4-2	@ Phoenix	L	104-111	53-19	19,023	28-Robinson	11-Robinson
4-3	SACRAMENTO	W	117-96	54-19	13,910	25-Del Negro	9-Robinson
4-5	WASHINGTON	L	84-104	54-20	19,452	24-Robinson	18-Robinson
4-7	@ L.A. Lakers	L	97-107	54-21	17,130	40-Robinson	11-Robinson
4-8	@ Utah	W	92-91	55-21	19,911	21-Elliott	12-Robinson
4-10	VANCOUVER	W	105-92	56-21	17,269	15-Person	11-Robinson
4-13	SEATTLE	W	84-81	57-21	31,710	24-Robinson	16-Robinson
4-15	@ Portland	L	97-121	57-22	21,401	25-Robinson	13-Robinson
4-16	@ Vancouver	W	95-86	58-22	16,127	23-Elliott	5-Del Negro/Robinson
4-18	L.A. LAKERS	W	103-100	59-22	22,184	29-Robinson	17-Person
4-21	DALLAS	L	98-103	59-23	18,174	32-Robinson	13-Robinson

1996-97 RECAP



Will Perdue

RECORD

20-62 (12-29 home: 8-33 road)
Sixth in Midwest Division

HONORS

None

PLAYOFFS

None

SPURS LEADERS

Scoring: Dominique Wilkins 18.2 ppg

Rebounding: Will Perdue 9.8 rpg

Assists: Avery Johnson 6.8 apg

Head Coach: Bob Hill/Gregg Popovich

Assistants: Hank Egan, Paul Pressey
& Mike Budenholzer

1996-97 SEASON NOTES

- Injuries were the big story for the Spurs all season, as 11 different players missed games due to injury ... Chuck Person (82), David Robinson (76), Charles Smith (63), Sean Elliott (43), Dominique Wilkins (19), Will Perdue (17), Monty Williams (16), Vinny Del Negro (10), Vernon Maxwell (10), Avery Johnson (6) and Carl Herrera (5) combined to miss a total of 347 games due to injuries ... a total of 20 players suited up for the Spurs and the team used 24 different starting lineups.
- The Spurs were 3-15 when Gregg Popovich replaced Bob Hill as head coach on 12/10/96 ... the Spurs finished the season with a 20-62 mark, the worst record in franchise history ... for just the fourth time in their NBA history, the Spurs failed to qualify for the playoffs.
- One of the bright spots was the play of 37-year-old forward Dominique Wilkins ... signed as a free agent before the start of the season, Wilkins averaged 18.2 points and 6.4 rebounds in 30.9 minutes in 63 games ... he finished the season with 26,534 career points, which placed him in seventh place on the NBA's all-time scoring list.


1996-97 SPURS FINAL STATISTICS (20-62)

PLAYER	G	GS	MIN	3-POINT					PCT	REBOUNDING								SCORING	
				FG-FGA	PCT	FG-FGA	PCT	FT-FTA		OFF	DEF	TOT	AST	PF	DQ	STL	TO BLK	PTS	AVG
Wilkins	63	26	1945	397-953	.417	70-239	.293	281-350	.803	169	233	402	119	100	0	39	135	31	1145 18.2
Robinson	6	6	147	36-72	.500	0-0	.000	34-52	.654	19	32	51	8	9	0	6	8	6	106 17.7
Elliott	39	39	1393	196-464	.422	42-126	.333	148-196	.755	48	142	190	124	105	1	24	89	24	582 14.9
Maxwell	72	31	2068	340-906	.375	115-372	.309	134-180	.744	27	132	159	153	168	1	87	121	19	929 12.9
Del Negro	72	53	2243	365-781	.467	44-140	.314	112-129	.868	39	171	210	231	131	0	59	92	7	886 12.3
Johnson	76	76	2472	327-685	.477	6-26	.231	140-203	.690	32	115	147	513	158	1	96	146	15	800 10.5
Williams	65	26	1345	234-460	.509	0-1	.000	120-186	.645	98	108	206	91	161	1	55	116	52	588 9.0
Perdue	65	34	1918	233-410	.568	0-0	.000	99-171	.579	251	387	638	38	184	2	32	87	102	565 8.7
Herrera	75	58	1837	257-593	.433	2-6	.333	81-118	.686	118	222	340	50	217	3	62	95	53	597 8.0
Alexander	80	6	1454	194-490	.396	94-252	.373	95-129	.736	29	94	123	254	148	0	82	146	16	577 7.2
Smith	19	7	329	34-84	.405	0-1	.000	20-26	.769	18	47	65	14	44	0	13	22	22	88 4.6
Nickerson	3	0	36	3-9	.333	0-1	.000	7-7	1.000	1	3	4	1	1	0	0	0	1	13 4.3
Hancock	1	0	8	1-2	.500	0-0	.000	2-2	1.000	0	0	0	1	2	0	0	0	0	4 4.0
Anderson	82	48	1659	130-262	.496	0-1	.000	62-93	.667	157	291	448	34	225	2	63	73	67	322 3.9
Howard	7	0	69	7-12	.583	0-0	.000	12-14	.857	4	5	9	1	7	0	8	5	2	26 3.7
Felick	38	0	614	54-153	.353	4-13	.308	34-65	.523	81	130	211	26	75	0	16	31	13	146 3.8
Gray	3	0	24	5-15	.333	0-0	.000	0-1	.000	3	2	5	0	8	0	1	5	0	10 3.3
Sasser	6	0	62	8-19	.421	1-2	.500	0-0	.000	0	7	7	1	11	0	2	2	0	17 2.8
Courtney	5	0	48	5-16	.313	0-0	.000	3-5	.600	4	3	7	0	6	0	0	2	0	13 2.6
Kempton	10	0	59	1-5	.200	0-0	.000	2-2	1.000	3	5	8	2	4	0	1	7	1	4 0.4
SPURS	82			2827-6391	.442	378-1180	.320	1386-1929	.719	1101	2129	3230	1661	1764	11	646	1243	431	7418 90.5
OPPONENTS	82			3002-6379	.471	552-1425	.387	1508-2042	.738	1048	2302	3350	1955	1646	4	664	1180	448	8064 98.3

20-62 (SIXTH IN MIDWEST DIVISION)

DATE	OPPONENT	W-L	SCORE	REC.	ATT.	HI-SCORER	HI-REBOUNDER
NOVEMBER RECORD: 2-13 (HOME: 1-7, ROAD: 1-6)							
11-1	@ Minnesota	L	78-82	0-1	18,109	18-Wilkins	8-Elliott/Wilkins
11-3	DENVER	L	79-88	0-2	20,791	17-Elliott	10-Smith
11-5	@ Cleveland	W	74-68	1-2	15,587	17-Elliott	13-Anderson
11-6	@ Washington	L	86-96	1-3	17,110	18-Elliott	11-Anderson
11-8	SEATTLE	L	75-87	1-4	15,027	15-Elliott/Johnson	11-Elliott
11-10	@ Portland	L	81-94	1-5	20,112	18-Wilkins	11-Wilkins
11-13	L.A. LAKERS	W	95-83	2-5	26,002	28-Wilkins	11-Wilkins
11-15	INDIANA	L	78-93	2-6	14,395	19-Wilkins	16-Wilkins
11-17	GOLDEN STATE	L	92-102	2-7	13,334	17-Johnson/Maxwell	7-Herrera/Perdue/Wilkins
11-20	L.A. CLIPPERS	L	81-93	2-8	13,386	24-Wilkins	14-Perdue
11-22	@ L.A. Lakers	L	86-96	2-9	17,505	19-Wilkins	13-Wilkins
11-24	@ Vancouver	L	91-96	2-10	15,874	26-Wilkins	11-Wilkins
11-26	@ Dallas	L	101-105	2-11	14,567	32-Wilkins	8-Perdue/Williams
11-27	PORTLAND	L	109-120	2-12	13,797	33-Wilkins	11-Wilkins
11-30	CHICAGO	L	88-97	2-13	37,058	25-Wilkins	23-Perdue
DECEMBER RECORD: 5-7 (HOME: 3-2, ROAD: 2-5)							
12-4	PHILADELPHIA	W	113-103	3-13	12,968	24-Johnson/Wilkins	10-Wilkins
12-6	VANCOUVER	L	89-105	3-14	13,646	24-Wilkins	11-Perdue
12-8	@ Golden State	L	88-114	3-15	13,057	15-Wilkins/Perdue	6-Anderson/Perdue
12-10	@ Phoenix	L	76-93	3-16	19,023	17-Wilkins	9-Robinson
12-12	@ L.A. Clippers	L	94-97	3-17	11,349	20-Robinson	7-Robinson
12-14	DALLAS	W	106-105	4-17	16,548	27-Robinson	10-Robinson
12-19	@ Houston	W	115-101	5-17	16,285	24-Wilkins	9-Robinson
12-21	PHOENIX	W	101-88	6-17	16,053	29-Elliott	12-Perdue
12-23	MIAMI	L	79-90	6-18	24,702	18-Elliott/Robinson	7-Elliott/Perdue
12-26	@ Seattle	L	86-94	6-19	17,072	17-Elliott/Wilkins	7-Wilkins
12-29	@ Portland	L	86-110	6-20	20,049	16-Wilkins	8-Perdue
12-30	@ Vancouver	W	95-88	7-20	15,749	23-Maxwell/Johnson	13-Perdue
JANUARY RECORD: 4-11 (HOME: 3-5, ROAD: 1-6)							
1-2	UTAH	W	83-80	8-20	15,220	22-Johnson	12-Perdue
1-3	@ Denver	W	93-91	9-20	10,504	24-Maxwell	16-Perdue
1-5	L.A. CLIPPERS	L	84-93	9-21	12,891	23-Maxwell	10-Herrera
1-7	@ New Jersey	L	74-90	9-22	13,860	16-Johnson/Williams	9-Perdue
1-8	@ Boston	L	83-107	9-23	14,490	14-Johnson/Williams	14-Perdue
1-10	@ Detroit	L	78-84	9-24	19,733	21-Maxwell	12-Perdue
1-11	@ Atlanta	L	82-87 (OT)	9-25	15,877	21-Johnson	17-Perdue
1-15	NEW YORK	L	77-94	9-26	14,541	22-Maxwell	13-Perdue
1-17	SACRAMENTO	W	96-76	10-26	13,938	19-Elliott	11-Perdue
1-20	@ Minnesota	L	83-96	10-27	17,113	22-Del Negro	13-Perdue
1-22	NEW JERSEY	L	95-103	10-28	12,802	20-Maxwell/Wilkins	9-Elliott
1-24	DALLAS	W	97-87	11-28	13,695	24-Wilkins	12-Perdue
1-26	@ Milwaukee	L	76-94	11-29	13,179	22-Herrera	11-Herrera
1-29	L.A. LAKERS	L	92-99	11-30	25,570	28-Wilkins	12-Wilkins
1-31	MINNESOTA	L	95-97	11-31	13,564	27-Maxwell/Wilkins	9-Anderson
FEBRUARY RECORD: 2-12 (HOME: 1-7, ROAD: 1-5)							
2-3	SACRAMENTO	L	79-85	11-32	12,764	15-Maxwell	12-Anderson
2-5	@ Philadelphia	L	97-113	11-33	13,845	19-Maxwell	12-Feick
2-6	@ New York	L	84-96	11-34	19,763	19-Wilkins	12-Anderson
2-11	@ Dallas	W	111-97	12-34	13,172	34-Maxwell	16-Perdue
2-12	VANCOUVER	L	101-106	12-35	12,463	19-Maxwell	10-Herrera
2-14	GOLDEN STATE	L	94-108	12-36	14,501	22-Wilkins	17-Anderson
2-15	ATLANTA	L	89-109	12-37	26,809	24-Maxwell	13-Anderson
2-18	@ Utah	L	105-113	12-38	19,911	32-Wilkins	12-Wilkins
2-19	TORONTO	L	92-125	12-39	13,179	17-Herrera/Wilkins	10-Perdue
2-21	MILWAUKEE	W	98-93	13-39	13,829	24-Herrera	8-Wilkins/Perdue
2-23	@ Houston	L	85-95	13-40	16,285	28-Wilkins	14-Perdue
2-24	CHARLOTTE	L	84-96	13-41	13,092	24-Del Negro	13-Perdue
2-26	MINNESOTA	L	89-108	13-42	14,153	20-Wilkins	17-Perdue
2-28	@ Orlando	L	73-94	13-43	17,248	19-Wilkins	8-Feick
MARCH RECORD: 5-10 (HOME: 3-3, ROAD: 2-7)							
3-2	@ Miami	L	72-79	13-44	15,200	28-Williams	12-Herrera
3-4	@ Charlotte	L	98-105	13-45	24,042	21-Herrera	7-Perdue
3-5	@ Chicago	L	69-111	13-46	23,841	19-Williams	15-Feick
3-7	@ Toronto	W	106-103	14-46	16,178	34-Maxwell	10-Anderson
3-8	@ Indiana	W	102-98	15-46	16,621	26-Johnson	11-Anderson
3-11	HOUSTON	L	79-103	15-47	27,855	19-Williams	7-Feick
3-14	BOSTON	W	103-92	16-47	16,618	22-Alexander/Wilkins	9-Herrera/Perdue
3-15	@ Denver	L	105-121	16-48	11,051	20-Wilkins	9-Anderson
3-17	WASHINGTON	L	85-109	16-49	16,178	24-Alexander	7-Perdue
3-20	@ Phoenix	L	106-113	16-50	19,023	26-Alexander/Maxwell	14-Perdue
3-21	@ Sacramento	L	110-114 (OT)	16-51	17,317	31-Wilkins	7-Feick/Perdue
3-23	@ L.A. Clippers	L	91-106	16-52	13,423	17-Del Negro/Williams	12-Perdue
3-25	CLEVELAND	W	64-59	17-52	18,631	10-Maxwell/Johnson	14-Perdue
3-27	ORLANDO	W	97-93	18-52	16,792	20-Williams	7-Herrera
3-29	UTAH	L	102-115	18-53	25,705	26-Wilkins	11-Perdue
APRIL RECORD: 2-9 (HOME: 1-5, ROAD: 1-4)							
4-2	DETROIT	L	92-99	18-54	14,489	22-Herrera	16-Perdue
4-4	@ L.A. Lakers	W	94-83	19-54	17,505	28-Wilkins	7-Perdue/Wilkins
4-5	@ Golden State	L	103-120	19-55	13,948	25-Wilkins	7-Anderson
4-7	@ Utah	L	93-116	19-56	19,911	24-Alexander	10-Feick
4-8	DENVER	W	96-90	20-56	13,484	30-Williams	16-Anderson
4-10	PORTLAND	L	81-98	20-57	13,813	13-Feick/Perdue	13-Perdue
4-12	SEATTLE	L	91-96	20-58	21,206	17-Maxwell/Johnson	12-Feick/Perdue
4-14	@ Sacramento	L	106-120	20-59	17,317	29-Del Negro	18-Perdue
4-15	@ Seattle	L	88-108	20-60	17,072	17-Johnson	8-Perdue
4-18	PHOENIX	L	95-106	20-61	17,599	16-Perdue	12-Perdue
4-20	HOUSTON	L	99-103	20-62	23,553	19-Herrera	14-Herrera

1997-98 RECAP



Tim Duncan

RECORD

56-26 (31-10 home: 25-16 road)
Second in Midwest Division

HONORS

Avery Johnson, NBA Sportsmanship Award
Tim Duncan, NBA Rookie of the Year
Tim Duncan, All-NBA First Team
David Robinson, All-NBA Second Team
Tim Duncan, All-Defensive Second Team
David Robinson, All-Defensive Second Team
Tim Duncan, NBA All-Star
David Robinson, NBA All-Star

PLAYOFFS

Defeated Phoenix, First Round, 3-1
Lost to Utah,
Western Conference Semifinals, 4-1

SPURS LEADERS

Scoring: David Robinson 21.6 ppg
Rebounding: Tim Duncan 11.9 rpg
Assists: Avery Johnson 7.9 apg

Head Coach: Gregg Popovich
Assistants: Hank Egan, Paul Pressey
& Mike Budenholzer

1997-98 SEASON NOTES

- The Spurs set an NBA record for the largest single season turnaround, posting a 56-26 mark - a 36 game improvement over their 20-62 record during the 1996-97 season ... the Spurs broke the old NBA record for a single season turnaround of 35 games, a mark set by the Spurs during the 1989-90 season.
- Tim Duncan enjoyed an impressive rookie season, averaging 21.1 points, 11.9 rebounds and 2.51 blocks per game ... he was the NBA Rookie of the Year, after being named the NBA Rookie of the Month all six months ... in addition, he earned a spot on the All-NBA First Team and the All-Defensive Second Team.
- After appearing in just six games during the 1996-97 season due to injuries, David Robinson returned to All-Star form during the 1997-98 campaign ... he appeared in 73 games, averaging 21.6 points, 10.6 rebounds and 2.63 blocks per contest ... Robinson joined Tim Duncan as a member of the 1998 NBA All-Star team ... in addition, he was named to the All-NBA Second Team and the All-Defensive Second Team.
- Tim Duncan and David Robinson became just the eighth set of teammates in NBA history to both average 20-plus points and 10-plus rebounds ... since 1970 the feat has been accomplished just four times ... in addition to Duncan and Robinson, other 20-point, 10-rebound teammates since that time have been Ralph Sampson and Hakeem Olajuwon (Houston in '84-'85), Charles Barkley and Moses Malone (Philadelphia in '85-'86) and Alonzo Mourning and Larry Johnson (Charlotte in '92-'93).

1997-98 SPURS FINAL STATISTICS (56-26)

PLAYER	G	GS	MIN	3-POINT						REBOUNDING			SCORING							
				FG-FGA	PCT	FG-FGA	PCT	FT-FTA	PCT	OFF	DEF	TOT	AST	PF	DQ	STL	TO	BLK	PTS	AVG
Robinson	73	73	2457	544-1065	.511	1-4	.250	485-660	.735	239	536	775	199	204	2	64	202	192	1574	21.6
Duncan	82	82	3204	706-1287	.549	0-10	.000	319-482	.662	274	703	977	224	254	1	55	279	206	1731	21.1
Johnson	75	73	2674	321-671	.478	2-13	.154	122-168	.726	30	120	150	591	140	0	84	165	18	766	10.2
Del Negro	54	38	1721	211-479	.441	17-39	.436	74-93	.796	13	139	152	183	113	0	39	53	6	513	9.5
Elliott	36	36	1012	122-303	.403	34-90	.378	56-78	.718	16	108	124	62	92	1	24	57	14	334	9.3
Jackson	82	45	2226	258-654	.394	112-297	.377	94-118	.797	55	155	210	156	222	3	60	104	8	722	8.8
Person	61	11	1455	143-398	.359	95-276	.344	28-37	.757	17	187	204	86	121	1	29	67	10	409	6.7
Williams	72	16	1314	165-368	.448	1-2	.500	122-182	.670	67	112	179	89	133	1	34	82	24	453	6.3
Perdue	79	30	1491	162-295	.549	0-1	.000	70-133	.526	177	358	535	57	137	0	22	81	50	394	5.0
Alexander	37	3	501	60-145	.414	20-64	.313	25-37	.676	7	40	47	71	53	2	25	47	5	165	4.5
Rose	53	0	429	59-136	.434	1-3	.333	39-61	.639	40	50	90	19	79	1	21	44	7	158	3.0
Herrera	58	1	516	76-175	.434	0-1	.000	18-44	.409	24	67	91	22	71	1	19	38	12	170	2.9
Geary	62	2	685	56-169	.331	12-40	.300	28-56	.500	19	48	67	74	95	0	37	42	12	152	2.5
Lohaus	9	0	102	7-21	.333	4-14	.286	1-3	.333	3	9	12	5	10	0	1	3	2	19	2.1
Burton	13	0	43	8-21	.381	3-9	.333	8-12	.667	3	6	9	1	7	0	2	1	2	27	2.1
SPURS	82	19830		2898-6187	.468	302-863	.350	1489-2164	.688	984	2638	3622	1839	1731	13	516	1318	568	7587	92.5
OPPONENTS	82	19830		2737-6656	.411	338-1029	.328	1448-1956	.740	1017	2236	3253	1556	1845	20	730	1045	378	7260	88.5

56-26 (SECOND IN MIDWEST DIVISION)

DATE	OPPONENT	W-L	SCORE	REC.	ATT.	HI-SCORER	HI-REBOUNDER
OCTOBER RECORD: 1-0 (HOME: 0-0, ROAD: 1-0)							
10-31	@Denver	W	107-96	1-0	15,031	21-Robinson	13-Robinson
NOVEMBER RECORD: 8-7 (HOME: 5-3, ROAD: 3-4)							
11-1	CLEVELAND	W	83-80	2-0	24,793	22-Robinson	9-Robinson
11-3	@Chicago	L	83-87 (2OT)	2-1	23,868	21-Robinson	22-Duncan
11-5	VANCOUVER	W	87-79	3-1	14,523	22-Robinson	17-Robinson
11-8	UTAH	W	87-80	4-1	19,100	28-Robinson	13-Duncan
11-10	@Toronto	W	100-98	5-1	18,174	32-Robinson	8-Duncan
11-11	@Minnesota	W	93-92	6-1	14,593	36-Robinson	16-Robinson
11-13	L.A. LAKERS	L	100-109 (OT)	6-2	20,557	27-Robinson	14-Robinson
11-15	MINNESOTA	L	94-105	6-3	17,410	29-Robinson	18-Robinson
11-19	GOLDEN STATE	W	108-87	7-3	15,326	21-Robinson	11-Robinson
11-21	@Seattle	L	74-94	7-4	17,072	13-Williams	15-Perdue
11-22	@Utah	L	74-103	7-5	19,911	22-Robinson	11-Robinson
11-25	@Dallas	W	102-91	8-5	11,557	22-Robinson	11-Robinson
11-26	WASHINGTON	L	94-98	8-6	14,436	34-Robinson	14-Duncan
11-29	DALLAS	W	96-87	9-6	16,270	18-Robinson	14-Duncan
11-30	@Atlanta	L	96-108	9-7	15,294	23-Robinson	8-Duncan
DECEMBER RECORD: 9-4 (HOME: 7-0, ROAD: 2-4)							
12-2	NEW YORK	W	90-84	10-7	14,967	23-Duncan/Robinson	14-Robinson
12-4	@L.A. Clippers	L	96-100 (OT)	10-8	5,302	25-Robinson	16-Duncan
12-5	@L.A. Lakers	L	88-98	10-9	17,505	19-Robinson	10-Robinson
12-9	@Houston	L	78-108	10-10	16,285	14-Robinson	9-Duncan
12-10	L.A. CLIPPERS	W	102-87	11-10	14,982	30-Robinson	12-Duncan
12-13	ORLANDO	W	107-78	12-10	17,859	32-Duncan	11-Duncan
12-16	@Denver	W	94-85	13-10	10,916	22-Robinson	14-Robinson
12-17	VANCOUVER	W	98-87	14-10	13,576	33-Robinson	13-Duncan
12-20	HOUSTON	W	100-87	15-10	31,282	21-Johnson	10-Duncan
12-23	INDIANA	W	91-79	16-10	15,690	39-Robinson	17-Duncan
12-26	BOSTON	W	101-86	17-10	20,189	34-Robinson	15-Duncan
12-28	@Portland	L	79-82	17-11	21,538	17-Jackson	17-Robinson
12-30	@Vancouver	W	124-115	18-11	15,872	32-Person	10-Robinson
JANUARY RECORD: 14-3 (HOME: 7-0, ROAD: 7-3)							
1-2	PORTLAND	W	85-69	19-11	19,105	22-Robinson	16-Duncan
1-3	@Miami	W	84-77	20-11	15,200	27-Robinson	12-Robinson
1-5	@Orlando	W	74-69	21-11	17,248	20-Duncan	11-Duncan/Robinson
1-7	DENVER	W	96-69	22-11	15,200	22-Robinson	9-Duncan
1-9	@Phoenix	L	79-100	22-12	19,023	16-Person	16-Robinson
1-10	SACRAMENTO	W	109-67	23-12	17,720	28-Duncan	16-Duncan
1-13	@Boston	W	97-88	24-12	18,624	36-Robinson	11-Robinson
1-14	@Washington	W	89-79	25-12	20,674	28-Duncan	17-Duncan
1-16	@Charlotte	W	76-71	26-12	24,042	21-Duncan	13-Duncan
1-18	@Milwaukee	W	98-92 (OT)	27-12	17,045	30-Robinson	15-Robinson
1-19	@New Jersey	L	84-95	27-13	16,565	24-Duncan	17-Duncan
1-21	ATLANTA	W	90-76	28-13	15,853	23-Duncan	14-Perdue
1-23	DALLAS	W	81-75	29-13	15,465	17-Robinson	14-Perdue
1-24	@Houston	L	87-112	29-14	16,285	16-Robinson	9-Perdue
1-26	HOUSTON	W	115-90	30-14	21,604	34-Robinson	14-Perdue
1-28	L.A. CLIPPERS	W	109-86	31-14	14,643	31-Robinson	16-Perdue
1-30	@L.A. Clippers	W	97-87	32-14	15,683	28-Robinson	13-Robinson
FEBRUARY RECORD: 7-4 (HOME: 4-3, ROAD: 3-1)							
2-1	@Sacramento	W	103-97	33-14	17,053	33-Robinson	18-Robinson
2-3	@Golden State	L	105-96	34-14	9,892	34-Duncan	17-Duncan
2-11	SEATTLE	L	105-106	34-15	17,405	26-Duncan	10-Robinson
2-14	PHOENIX	L	81-94	34-16	20,557	30-Duncan	14-Perdue
2-17	DETROIT	W	95-94	35-16	14,474	28-Duncan	11-Duncan
2-19	@Dallas	W	87-81	36-16	12,378	26-Duncan	16-Duncan
2-21	UTAH	L	77-79	36-17	26,572	29-Duncan	15-Duncan
2-22	@Phoenix	L	79-97	36-18	19,023	17-Duncan	19-Perdue
2-24	MINNESOTA	W	105-99	37-18	14,422	28-Duncan	17-Duncan
2-26	TORONTO	W	97-86	38-18	13,978	24-Duncan	13-Perdue
2-28	PHILADELPHIA	W	100-88	39-18	29,748	27-Duncan	17-Duncan
MARCH RECORD: 11-5 (HOME: 4-2, ROAD: 7-3)							
3-2	@Sacramento	W	116-95	40-18	14,108	29-Duncan	17-Duncan
3-4	@Golden State	L	83-90	40-19	10,812	35-Duncan	17-Duncan
3-6	@L.A. Lakers	L	84-91	40-20	17,505	23-Robinson	10-Robinson
3-8	@Portland	W	82-78	41-20	21,116	25-Duncan	13-Duncan
3-10	NEW JERSEY	W	79-78	42-20	15,204	19-Robinson	16-Robinson
3-12	SACRAMENTO	W	97-86	43-20	14,679	29-Robinson	11-Robinson
3-14	CHICAGO	L	86-96	43-21	37,492	35-Robinson	12-Duncan
3-16	MILWAUKEE	W	95-85	44-21	19,543	25-Duncan	17-Duncan
3-18	@Minnesota	W	92-76	45-21	19,297	22-Johnson	12-Duncan
3-20	CHARLOTTE	L	82-92	45-22	19,752	25-Duncan	12-Duncan
3-22	PHOENIX	W	93-83	46-22	27,646	26-Duncan	21-Duncan
3-24	@Cleveland	W	86-85	47-22	17,813	27-Robinson	10-Duncan
3-25	@Detroit	L	94-103	47-23	18,862	29-Robinson	12-Duncan
3-27	@Philadelphia	W	110-85	48-23	18,119	32-Duncan	8-Duncan
3-29	@Indiana	W	74-55	49-23	16,669	24-Duncan	13-Perdue
3-31	@New York	W	95-78	50-23	19,763	25-Duncan	10-Duncan
APRIL RECORD: 6-3 (HOME: 4-2, ROAD: 2-1)							
4-2	MIAMI	W	103-89	51-23	14,833	22-Duncan	14-Duncan
4-4	GOLDEN STATE	W	88-80 (OT)	52-23	18,887	24-Robinson	18-Robinson
4-6	PORTLAND	L	75-79	52-24	15,079	24-Duncan	18-Robinson
4-8	@Utah	L	88-98	52-25	19,911	34-Duncan	7-Duncan
4-10	SEATTLE	W	99-84	53-25	26,939	31-Jackson	17-Duncan
4-13	L.A. LAKERS	L	75-99	53-26	26,783	26-Duncan	16-Duncan
4-16	@Vancouver	W	110-97	54-26	17,485	32-Duncan	10-Duncan/Perdue
4-17	@Seattle	W	89-87	55-26	17,072	31-Duncan	8-Duncan/Robinson
4-19	DENVER	W	96-82	56-26	18,912	25-Duncan	17-Perdue

1998-99 RECAP



Mario Elie

RECORD

37-13 (21-4 home: 16-9 road)
First in Midwest Division

HONORS

Tim Duncan, All-NBA First Team
Tim Duncan, All-Defensive First Team
Tim Duncan, 1999 NBA Finals MVP

PLAYOFFS

Defeated Minnesota, First Round, 3-1
Defeated Los Angeles
Western Conference Semifinals, 4-0
Defeated Portland,
Western Conference Finals, 4-0
Defeated New York, NBA Finals, 4-1

SPURS LEADERS

Scoring: Tim Duncan 21.7 ppg
Rebounding: Tim Duncan 11.4 rpg
Assists: Avery Johnson 7.4 apg
Head Coach: Gregg Popovich
Assistants: Hank Egan, Paul Pressey
& Mike Budenholzer

1998-99 SEASON NOTES

- The Spurs defeated the Knicks 4-1 in the 1999 Finals to claim the first NBA Championship in the team's 26-year history ... the Spurs rolled through the playoffs with a 15-2 mark, the second highest winning percentage in NBA history ... at one point the Spurs recorded 12 straight wins, setting an NBA record for the most consecutive victories in a single postseason ... Tim Duncan was the Finals MVP, averaging 27.4 points and 14.0 rebounds in 45.8 minutes in the five-game series ... the Spurs became the first former ABA team to advance to the NBA Finals and are just the ninth team in NBA history to win the title in their first appearance in the Finals ... the Spurs clinched their title on June 25 in Madison Square Garden when Avery Johnson hit an 18-foot jumper from the corner with 47.0 seconds left ... the basket gave the Spurs a 78-77 lead and was the final point scored in the game.
- After the NBA lifted its lockout in early January, the league played a shortened 50-game schedule ... after starting the season with a 6-8 record, the Spurs were 31-5 (.861) over their final 36 games to finish with a 37-13 mark, the best record in the NBA ... during their 31-5 run the Spurs were 17-1 in the Alamodome ... in the middle of the run Tim Duncan was named the NBA Player of the Month in March and Gregg Popovich was named the NBA Coach of the Month in April.
- For the second consecutive season the Spurs set an NBA record for the lowest opponent field goal percentage ... for the season opponents shot a mere .402 (1,631-4,061) from the floor vs. the Spurs ... the Spurs broke their own record, which they set during the 1997-98 season, holding opponents to a .411 mark from the field.


1998-99 SPURS FINAL STATISTICS (37-13)

PLAYER	G	GS	MIN	3-POINT						REBOUNDING			SCORING							
				FG-FGA	PCT	FG-FGA	PCT	FT-FTA	PCT	OFF	DEF	TOT	AST	PF	DQ	STL	TO	BLK	PTS	AVG
Duncan	50	50	1963	418-845	.495	1-7	.143	247-358	.690	159	412	571	121	147	2	45	146	126	1084	21.7
Robinson	49	49	1554	268-527	.509	0-1	.000	239-363	.658	148	344	492	103	143	0	69	108	119	775	15.8
Elliott	50	50	1509	208-507	.410	39-119	.328	106-140	.757	35	178	213	117	104	1	26	71	17	561	11.2
Johnson	50	50	1672	218-461	.473	1-12	.083	50-88	.568	22	96	118	369	101	0	51	112	11	487	9.7
Elie	47	37	1291	156-331	.471	40-107	.374	103-119	.866	36	101	137	89	91	0	46	61	12	455	9.7
Jackson	47	13	861	108-284	.380	53-147	.361	32-39	.821	21	78	99	49	63	0	41	37	9	301	6.4
Rose	47	0	608	93-201	.463	0-1	.000	98-146	.671	90	92	182	29	120	0	40	56	22	284	6.0
Daniels	47	0	614	83-183	.454	5-17	.294	49-65	.754	13	41	54	106	39	0	30	44	6	220	4.7
Kerr	44	0	734	68-174	.391	25-80	.313	31-35	.886	6	38	44	49	28	0	23	22	3	192	4.4
Kersey	45	0	699	68-200	.340	3-14	.214	6-14	.429	42	88	130	41	92	1	37	30	14	145	3.2
Perdue	37	1	445	38-60	.633	0-0	---	14-26	.538	33	105	138	18	63	0	9	22	10	90	2.4
King	19	0	63	6-14	.429	0-0	---	11-18	.611	6	8	14	4	12	0	2	4	1	23	1.2
Gaze	19	0	58	8-25	.320	5-16	.313	0-0	---	2	3	5	6	7	0	2	4	1	21	1.1
Williams	3	0	4	0-0	---	0-0	---	2-4	.500	1	0	1	0	0	0	0	0	0	2	0.7
SPURS	50	50	12075	1740-3812	.456	172-521	.330	988-1415	.698	614	1584	2198	1101	1010	4	421	759	351	4640	92.8
OPPONENTS	50	50	12075	1631-4061	.402	170-559	.304	805-1148	.701	696	1406	2102	941	1148	19	437	730	243	4237	84.7

37-13 (FIRST IN MIDWEST DIVISION)

DATE	OPPONENT	W-L	SCORE	REC.	ATT.	HI-SCORER	HI-REBOUNDER
FEBRUARY RECORD:		6-8 (HOME: 4-3, ROAD: 2-5)					
2-5	SACRAMENTO	W	101-83	1-0	19,002	19-Duncan	17-Duncan
2-6	MINNESOTA	W	96-82	2-0	21,319	22-Duncan/Elliott	14-Duncan
2-8	L.A. LAKERS	L	75-80	2-1	33,788	21-Duncan	15-Duncan
2-9	@ Minnesota	L	70-74	2-2	16,422	16-Robinson	11-Duncan/Robinson
2-11	@ Cleveland	L	89-99	2-3	14,228	31-Duncan	14-Duncan
2-12	@ Philadelphia	W	98-94	3-3	16,892	22-Rose	9-Rose
2-14	@ Chicago	W	89-76	4-3	22,386	22-Robinson	14-Duncan
2-17	PHOENIX	L	76-79	4-4	16,419	20-Duncan	12-Duncan
2-19	@ L.A. Lakers	L	94-106	4-5	17,505	26-Duncan	11-Duncan
2-21	DETROIT	W	85-64	5-5	19,495	17-Duncan	14-Duncan
2-22	@ Minnesota	L	89-95	5-6	15,374	20-Johnson	17-Robinson
2-24	SEATTLE	W	99-81	6-6	15,209	29-Robinson	17-Robinson
2-26	@ Seattle	L	82-92	6-7	17,072	22-Duncan	14-Robinson
2-28	UTAH	L	87-101	6-8	18,165	21-Duncan	13-Duncan
MARCH RECORD:		14-2 (HOME: 6-1, ROAD: 8-1)					
3-2	@ Houston	W	99-82	7-8	16,285	23-Duncan	14-Duncan
3-4	@ Dallas	W	95-79	8-8	14,719	26-Duncan	12-Duncan
3-6	L.A. CLIPPERS	W	114-85	9-8	18,394	27-Duncan	10-Robinson
3-7	@ Denver	W	106-96	10-8	12,037	34-Duncan	13-Duncan
3-10	ORLANDO	W	81-79	11-8	17,954	19-Robinson	11-Duncan
3-12	@ Phoenix	W	99-97	12-8	19,023	26-Duncan	15-Robinson
3-13	DENVER	W	92-61	13-8	32,982	27-Duncan	8-Duncan/Perdue
3-16	@ Sacramento	W	121-109	14-8	14,570	29-Duncan	12-Duncan
3-17	@ Golden State	W	82-78	15-8	10,257	17-Duncan/Rose	17-Duncan
3-19	@ Portland	L	85-90	15-9	20,041	29-Duncan	15-Duncan
3-20	@ Vancouver	W	92-88 (OT)	16-9	19,193	24-Duncan	14-Duncan
3-23	DENVER	W	112-82	17-9	16,501	19-Duncan	9-Robinson
3-25	@ Denver	W	86-65	18-9	10,695	28-Duncan	13-Robinson
3-26	TORONTO	L	91-93	18-10	16,290	24-Robinson	16-Robinson
3-27	DALLAS	W	99-77	19-10	25,921	21-Duncan	15-Duncan
3-30	SEATTLE	W	95-87	20-10	16,565	26-Duncan	10-Robinson
APRIL RECORD:		13-3 (HOME: 9-0, ROAD: 4-3)					
4-1	VANCOUVER	W	103-91	21-10	16,384	39-Duncan	13-Duncan
4-3	L.A. CLIPPERS	W	103-82	22-10	17,915	19-Elie/Robinson	13-Robinson
4-5	GOLDEN STATE	W	93-86	23-10	14,773	25-Duncan/Robinson	16-Robinson
4-8	@ Houston	W	92-83	24-10	16,285	19-Elliott	13-Duncan
4-10	@ Phoenix	L	84-110	24-11	19,023	21-Duncan	10-Duncan
4-12	PHOENIX	W	94-77	25-11	14,352	26-Duncan	13-Robinson
4-13	@ Dallas	L	86-92	25-12	13,142	22-Robinson	11-Duncan
4-14	MINNESOTA	W	95-79	26-12	15,864	21-Robinson	15-Robinson
4-16	PORTLAND	W	81-80	27-12	21,368	20-Duncan/Robinson	12-Duncan
4-18	HOUSTON	W	86-83	28-12	24,077	21-Elie	14-Robinson
4-20	@ Utah	W	83-69	29-12	19,911	36-Duncan	11-Robinson/Rose
4-22	DALLAS	W	103-76	30-12	18,720	18-Robinson	10-Duncan
4-24	L.A. LAKERS	W	108-81	31-12	31,972	21-Duncan	13-Duncan
4-26	@ L.A. Clippers	W	94-88	32-12	8,260	22-Duncan	7-Kersey/Robinson
4-27	@ Sacramento	L	100-104 (OT)	32-13	16,776	32-Duncan	19-Duncan
4-29	@ Vancouver	W	99-72	33-13	18,448	19-Duncan	10-Duncan
MAY RECORD: 4-0 (HOME: 2-0, ROAD: 2-0)							
5-1	PORTLAND	W	98-90 (OT)	34-13	28,806	26-Robinson	12-Duncan/Robinson
5-2	UTAH	W	84-78	35-13	35,122	26-Duncan	14-Duncan
5-4	@ Portland	W	87-81	36-13	20,715	29-Robinson	12-Robinson
5-5	@ Golden State	W	88-81	37-13	17,235	28-Duncan	20-Robinson

1999–2000 RECAP



Terry Porter

RECORD

53-29 (31-10 home: 22-19 road)
Second in Midwest Division

HONORS

Tim Duncan, All-NBA First Team
Tim Duncan, All-Defensive First Team
Tim Duncan, Co-MVP of the
2000 All-Star Game
Tim Duncan, NBA All-Star
David Robinson, All-NBA Third Team
David Robinson, NBA All-Star

PLAYOFFS

Lost to Phoenix, First Round, 3-1

SPURS LEADERS

Scoring: Tim Duncan 23.2 ppg
Rebounding: Tim Duncan 12.4 rpg
Assists: Avery Johnson 6.0 apg

Head Coach: Gregg Popovich
Assistants: Hank Egan, Paul Pressey
& Mike Budenholzer

1999–2000 SEASON NOTES

- The Spurs started the season with a franchise best 14-3 mark ... the team then struggled through an 11-12 stretch before finishing the season 28-14 ... but, on 4/11 at Sacramento, Tim Duncan suffered a torn left lateral meniscus ... the injury eventually required surgery and forced him to miss the remainder of the regular season and the playoffs ... without Duncan, the Spurs fell to the Suns in four games in the First Round of the 2000 Playoffs in a series that saw Malik Rose and Jerome Kersey also go down with injuries.
- The biggest story of the season was Sean Elliott ... Elliott underwent a kidney transplant on 8/16/99 ... he spent the first half of the season as the Spurs television analyst ... then on 2/1 he was cleared to return to practice and the next day joined his team on the court ... after almost six weeks of practice, he was removed from the injured list on 3/14 ... that night he made NBA history, becoming the first player to return to action after an organ transplant ... Elliott was a surprise starter and finished with 2 points in 12 minutes vs. the Hawks in front of a crowd of 26,708.
- Avery Johnson became the Spurs all-time leader in assists on 12/7 at Indiana, passing Johnny Moore who handed out 3,865 assists in his nine seasons with San Antonio ... Johnson finished the season with 4,237 assists with the Spurs.
- David Robinson also hit several milestones during the 1999–2000 season ... on 12/18 at Denver, he played in his 710th game with the Spurs to pass George Gervin to become the team's all-time NBA leader in games played ... then on 2/18 vs. Houston, he recorded seven steals to become the Spurs all-time leader in steals, passing Alvin Robertson ... also during the season Robinson scored his 17,000th career point (vs. Washington on 12/11) and his 18,000th career point (vs. Sacramento on 4/5).

1999–2000 SPURS FINAL STATISTICS (53-29)


PLAYER	G	GS	MIN	3-POINT						REBOUNDING				SCORING							
				FG-FGA	PCT	FG-FGA	PCT	FT-FTA	PCT	OFF	DEF	TOT	AST	PF	DQ	STL	TO	BLK	PTS	AVG	
Duncan	74	74	2875	628-1281	.490	1-11	.091	459-603	.761	262	656	918	234	210	1	66	242	165	1716	23.2	
Robinson	80	80	2557	528-1031	.512	0-2	.000	371-511	.726	193	577	770	142	247	1	97	164	183	1427	17.8	
Johnson	82	82	2571	402-850	.473	1-9	.111	114-155	.735	33	125	158	491	150	0	76	140	18	919	11.2	
Porter	68	8	1613	207-463	.447	90-207	.435	137-170	.806	24	167	191	221	79	0	50	100	9	641	9.4	
Elie	79	79	2217	195-457	.427	74-186	.398	126-149	.846	48	201	249	193	156	0	73	130	9	590	7.5	
Rose	74	3	1341	176-385	.457	1-3	.333	143-198	.722	133	202	335	47	232	2	35	99	52	496	6.7	
Brown	30	27	602	82-176	.466	1-3	.333	25-31	.806	11	66	77	41	53	0	8	28	10	190	6.3	
Jackson	81	12	1691	186-488	.381	108-306	.353	33-51	.647	34	147	181	118	157	1	54	66	7	513	6.3	
Daniels	68	1	1195	163-344	.474	22-66	.333	72-101	.713	16	70	86	177	73	0	55	58	5	420	6.2	
Elliott	19	19	391	38-106	.358	13-37	.351	25-32	.781	6	41	47	28	34	0	12	19	2	114	6.0	
Walker	71	7	980	137-305	.449	0-0	—	86-126	.683	77	195	272	38	108	1	10	64	35	360	5.1	
Dial	8	0	95	17-46	.370	3-12	.250	3-5	.600	14	12	26	5	10	0	1	6	1	40	5.0	
Kersey	72	18	1310	146-354	.412	0-9	.000	29-41	.707	58	167	225	69	161	0	67	51	47	321	4.5	
Kerr	32	0	268	32-74	.432	16-31	.516	9-11	.818	3	16	19	12	14	0	4	7	0	89	2.8	
Spencer	26	0	149	15-33	.455	0-0	—	20-30	.667	15	24	39	3	32	0	6	9	8	50	1.9	
SPURS	82		19855	2952-6393	.462	330-882	.374	1652-2214	.746	927	2666	3593	1819	1716	6	614	1233	551	7886	96.2	
OPPONENTS	82		19855	2884-6781	.425	355-1036	.343	1276-1726	.739	986	2410	3396	1667	1893	25	645	1181	429	7399	90.2	

1999-2000 GAME-BY-GAME

53-29 (SECOND IN MIDWEST DIVISION)

DATE	OPPONENT	W-L	SCORE	REC.	ATT.	HI-SCORER	HI-REBOUNDER
NOVEMBER RECORD:		13-3 (HOME: 8-0, ROAD: 5-3)					
11-2	PHILADELPHIA	W	89-76	1-0	27,288	20-Duncan	16-Duncan
11-4	GOLDEN STATE	W	104-81	2-0	14,508	19-Robinson	14-Duncan
11-5	@Houston	W	95-85	3-0	16,285	18-Porter	11-Robinson
11-7	@ Phoenix	L	74-77	3-1	19,023	15-Duncan	17-Duncan
11-9	@ Golden State	W	118-89	4-1	11,601	21-Rose	11-Duncan
11-10	@ L.A. Clippers	W	99-94	5-1	11,118	22-Duncan	17-Duncan
11-13	CHARLOTTE	W	95-79	6-1	19,669	22-Duncan	12-Duncan
11-15	@ Utah	L	85-91	6-2	19,584	32-Duncan	10-Robinson
11-16	INDIANA	W	90-87 (OT)	7-2	15,905	22-Duncan/Robinson	15-Duncan
11-18	@ Milwaukee	L	88-99	7-3	15,184	29-Duncan	14-Duncan
11-20	DALLAS	W	106-90	8-3	16,596	23-Jackson	17-Duncan
11-22	@ Philadelphia	W	94-91	9-3	16,553	26-Duncan	17-Duncan
11-24	@ Boston	W	121-98	10-3	17,426	31-Duncan	15-Duncan
11-26	CHICAGO	W	101-78	11-3	24,919	23-Duncan	10-Duncan
11-27	DENVER	W	106-87	12-3	22,188	21-Rose	17-Duncan
11-30	DETROIT	W	106-87	13-3	18,328	28-Duncan	10-Duncan
DECEMBER RECORD:		8-7 (HOME: 4-2, ROAD: 4-5)					
12-2	@ New Jersey	W	96-94	14-3	13,626	27-Robinson	13-Robinson
12-3	@ Detroit	L	80-102	14-4	18,338	15-Robinson	12-Duncan
12-5	@ Toronto	L	92-98	14-5	18,455	27-Duncan	13-Duncan
12-7	@ Indiana	L	77-83	14-6	18,345	30-Duncan	17-Robinson
12-9	VANCOUVER	W	99-91	15-6	14,778	42-Duncan	14-Duncan
12-11	WASHINGTON	L	89-99	15-7	17,187	23-Duncan	13-Duncan
12-14	@ Dallas	W	111-93	16-7	13,685	29-Duncan	12-Duncan
12-15	HOUSTON	W	83-77	17-7	23,837	20-Duncan	10-Duncan
12-17	BOSTON	W	103-94	18-7	17,264	30-Duncan	17-Duncan
12-18	@ Denver	L	84-86	18-8	17,318	33-Duncan	12-Robinson
12-21	PHOENIX	W	91-90 (OT)	19-8	23,480	25-Duncan	16-Duncan
12-23	MILWAUKEE	L	91-94	19-9	22,581	18-Duncan	15-Duncan
12-25	@ L.A. Lakers	L	93-99	19-10	18,997	28-Duncan	19-Robinson
12-27	@ Golden State	W	105-83	20-10	12,447	28-Robinson	14-Robinson
12-30	@ Vancouver	W	98-88	21-10	14,403	32-Duncan	15-Duncan
JANUARY RECORD:		7-6 (HOME: 5-2, ROAD: 2-4)					
1-4	@ Minnesota	L	88-91	21-11	15,179	27-Duncan	19-Duncan
1-5	SEATTLE	L	96-99	21-12	14,741	24-Duncan	12-Duncan
1-7	@ Phoenix	W	102-83	22-12	19,023	24-Robinson	15-Duncan
1-8	ORLANDO	W	127-92	23-12	20,131	22-Duncan	13-Robinson
1-10	UTAH	W	93-86	24-12	17,944	46-Duncan	14-Duncan
1-13	@ Sacramento	L	103-107	24-13	17,317	33-Duncan	20-Duncan
1-14	@ Seattle	L	85-91	24-14	17,072	32-Duncan	16-Duncan
1-17	@ L.A. Clippers	W	99-93	25-14	14,264	38-Robinson	13-Duncan
1-19	PORTLAND	L	95-105	25-15	20,638	29-Robinson	12-Robinson
1-22	NEW YORK	W	96-83	26-15	34,429	33-Duncan	15-Duncan
1-25	L.A. CLIPPERS	W	105-82	27-15	14,800	24-Duncan	13-Duncan/Robinson
1-27	MINNESOTA	W	92-80	28-15	15,911	20-Duncan	14-Duncan
1-29	@ Portland	L	67-81	28-16	20,584	15-Johnson	10-Robinson
FEBRUARY RECORD:		9-4 (HOME: 5-1, ROAD: 4-3)					
2-1	L.A. LAKERS	W	105-81	29-16	25,589	29-Duncan	18-Duncan
2-3	TORONTO	W	112-95	30-16	19,048	32-Duncan	17-Duncan
2-6	@ Utah	L	90-93	30-17	18,981	32-Duncan	10-Duncan
2-8	SEATTLE	W	79-77	31-17	16,373	22-Duncan	11-Robinson
2-9	@ Denver	W	106-97	32-17	16,607	30-Robinson	13-Duncan
2-15	@ Cleveland	L	81-92	32-18	15,142	21-Duncan	11-Robinson
2-18	HOUSTON	W	116-92	33-18	26,846	19-Duncan	8-Duncan
2-20	@ Houston	W	113-111 (OT)	34-18	16,285	25-Duncan	11-Duncan
2-21	PHOENIX	L	89-98	34-19	17,049	31-Robinson	18-Robinson
2-24	@ Charlotte	W	72-70	35-19	18,535	16-Robinson	12-Duncan
2-25	@ Chicago	W	91-78	36-19	22,879	23-Robinson	11-Rose
2-27	@ Minnesota	L	98-102	36-20	19,654	29-Robinson	9-Robinson
2-29	MIAMI	W	93-69	37-20	18,629	19-Robinson	11-Walker
MARCH RECORD:		10-5 (HOME: 6-3, ROAD: 4-2)					
3-2	MINNESOTA	L	102-108	37-21	16,320	24-Robinson	12-Walker
3-4	SACRAMENTO	L	103-108 (OT)	37-22	35,113	23-Robinson	15-Duncan
3-6	NEW JERSEY	W	106-104	38-22	17,581	25-Robinson	13-Duncan/Robinson
3-9	@ Atlanta	W	105-79	39-22	12,674	18-Daniels/Johnson	9-Robinson
3-10	@ Washington	W	106-99 (OT)	40-22	16,409	23-Duncan	11-Robinson
3-12	@ New York	L	80-93	40-23	19,763	22-Robinson	13-Duncan
3-14	ATLANTA	L	94-79	41-23	26,708	26-Robinson	13-Duncan
3-16	DALLAS	L	88-110	41-24	23,592	20-Robinson	7-Elie/Rose
3-18	DENVER	W	102-82	42-24	24,460	18-Walker	12-Robinson
3-21	@ Dallas	L	96-97	42-25	15,578	20-Robinson	11-Robinson
3-22	L.A. CLIPPERS	W	103-78	43-25	18,556	30-Duncan	12-Walker
3-25	CLEVELAND	W	96-76	44-25	35,217	17-Duncan	17-Duncan
3-27	@ Seattle	W	90-82	45-25	14,738	30-Duncan	18-Duncan
3-28	@ Portland	W	89-85	46-25	20,584	36-Duncan	15-Duncan
3-30	GOLDEN STATE	W	102-90	47-25	18,793	27-Robinson	17-Duncan
APRIL RECORD:		6-4 (HOME: 3-2, ROAD: 3-2)					
4-2	@ Miami	L	84-88	47-26	19,600	28-Robinson	11-Duncan
4-4	@ Orlando	L	97-107	47-27	15,267	30-Robinson	9-Duncan
4-5	SACRAMENTO	L	98-108	47-28	24,333	28-Duncan	8-Robinson
4-8	@ L.A. Lakers	W	98-80	48-28	18,997	26-Duncan	16-Duncan
4-9	@ Vancouver	W	107-99	49-28	14,206	31-Duncan	11-Duncan
4-11	@ Sacramento	W	98-92 (OT)	50-28	17,317	26-Robinson	14-Robinson
4-13	PORTLAND	L	77-93	50-29	30,641	16-Robinson	10-Walker
4-15	UTAH	W	106-83	51-29	28,114	19-Robinson	12-Robinson
4-17	VANCOUVER	W	100-93	52-29	19,913	27-Robinson	10-Robinson
4-19	L.A. LAKERS	W	103-98 (OT)	53-29	29,447	17-Robinson	9-Kersey/Rose

2000-01 RECAP



Danny Ferry

RECORD

58-24 (33-8 home: 25-16 road)
First in Midwest Division

HONORS

Tim Duncan, All-NBA First Team
Tim Duncan, All-Defensive First Team
Tim Duncan, NBA All-Star
David Robinson, NBA Sportsmanship Award
David Robinson, All-NBA Third Team
David Robinson, NBA All-Star

PLAYOFFS

Defeated Minnesota, First Round, 3-1
Defeated Dallas,
Western Conference Semifinals, 4-1
Lost to Los Angeles,
Western Conference Finals, 4-0

SPURS LEADERS

Scoring: Tim Duncan 22.2 ppg
Rebounding: Tim Duncan 12.2 rpg
Assists: Avery Johnson 4.3 apg

Head Coach: Gregg Popovich
Assistants: Hank Egan, Mike Budenholzer
& Mike Brown

2000-01 SEASON NOTES

- For the fourth time in franchise history the Spurs compiled the NBA's best overall record during the regular season, posting a 58-24 mark ... San Antonio also had the league's best record in 1994-95 (62-20) and 1995-96 (59-23) and shared the best record with Utah (at 37-13) in the lockout shortened 1998-99 season when the Spurs captured the 1999 NBA Championship.
- On 12/19, thanks to an 86-79 victory over Houston, Gregg Popovich passed Doug Moe to become the Spurs all-time leader in career victories ... Moe posted a 176-135 record in his four seasons as the Spurs head coach.
- After signing with the Spurs as a free agent Derek Anderson made an immediate impact ... he started all 82 games at the shooting guard position, averaging 15.5 points, 4.4 rebounds and 3.7 assists per game ... another free agent - Danny Ferry - also played a big role in his first season in San Antonio ... Ferry appeared in 80 games and started 29 games at small forward ... for the season he ranked fifth in the NBA in three-point field goal percentage, shooting .449 (70-156) from downtown.
- For the first time in franchise history the Spurs led the NBA in attendance during the 2000-01 season ... the Spurs drew 913,175 fans for their 41 regular season home games for an average of 22,273 fans per contest.


2000-01 SPURS FINAL STATISTICS (58-24)

PLAYER	G	GS	MIN	3-POINT						REBOUNDING										SCORING	
				FG-FGA	PCT	FG-FGA	PCT	FT-FTA	PCT	OFF	DEF	TOT	AST	PF	DQ	STL	TO	BLK	PTS	AVG	
Duncan	82	82	3174	702-1406	.499	7-27	.259	409-662	.618	259	738	997	245	47	0	70	242	192	1820	22.2	
Anderson	82	82	2859	413-993	.416	101-253	.399	342-402	.851	75	288	363	301	188	1	120	165	14	1269	15.5	
Robinson	80	80	2371	400-823	.486	0-1	.000	351-470	.747	208	483	691	116	212	1	80	122	197	1151	14.4	
Daniels	79	23	2060	275-588	.468	74-183	.404	121-156	.776	26	137	163	304	120	0	61	109	14	745	9.4	
Elliott	52	34	1229	147-339	.434	55-129	.426	60-84	.714	17	153	170	81	80	0	23	51	25	409	7.9	
Rose	57	9	1219	160-368	.435	3-17	.176	114-160	.713	95	213	308	48	148	1	59	74	40	437	7.7	
Porter	80	42	1678	197-440	.448	87-205	.424	92-116	.793	24	177	201	251	88	1	52	104	11	573	7.2	
Johnson	55	20	1290	134-300	.447	1-6	.167	41-60	.683	21	64	85	237	90	0	33	60	4	310	5.6	
Ferry	80	29	1688	178-375	.475	70-156	.449	22-30	.733	55	168	223	71	169	1	28	50	21	448	5.6	
Walker	61	1	963	121-252	.480	1-3	.333	78-124	.629	67	176	243	29	103	0	10	68	41	437	7.7	
Kerr	55	1	650	67-159	.421	33-77	.429	14-15	.933	6	29	35	57	30	0	16	21	1	181	3.3	
Dial	33	0	207	36-83	.434	2-10	.200	12-21	.571	12	26	38	21	22	0	4	12	6	86	2.6	
Jackson	16	0	114	16-40	.400	7-18	.389	0-2	.000	1	11	12	7	13	0	5	3	0	39	2.4	
Newble	27	6	184	21-55	.382	4-9	.444	8-16	.500	13	22	35	6	18	0	2	7	4	54	2.0	
Scott	27	1	144	17-41	.415	0-0	---	9-22	.409	23	27	50	4	23	0	5	11	6	43	1.6	
SPURS	82		19830	2884-6262	.461	445-1094	.407	1673-2340	.715	902	2712	3614	1778	1551	5	568	1145	576	7886	96.2	
OPPONENTS	82		19830	2837-6770	.419	343-1043	.329	1233-1664	.741	967	2432	3399	1617	1946	27	600	1107	426	7250	88.4	

58-24 (FIRST IN MIDWEST DIVISION)

DATE	OPPONENT	W-L	SCORE	REC.	ATT.	HI-SCORER	HI-REBOUNDER
OCTOBER RECORD: 1-0 (HOME: 1-0, ROAD: 0-0)							
10-31	INDIANA	W	98-85	1-0	17,450	22-Robinson	10-Duncan
NOVEMBER RECORD: 9-4 (HOME: 7-0, ROAD: 2-4)							
11-2	MINNESOTA	W	103-91	2-0	14,193	29-Anderson	11-Rose
11-4	@ Golden State	W	117-105	3-0	16,121	26-Rose	13-Duncan
11-7	@ Phoenix	L	81-100	3-1	16,683	18-Duncan	10-Duncan
11-8	L.A. LAKERS	W	91-81	4-1	26,065	22-Duncan	17-Duncan
11-10	@ Dallas	L	77-79	4-2	17,296	17-Anderson	14-Duncan/Robinson
11-11	VANCOUVER	W	91-78	5-2	18,556	20-Duncan	13-Duncan
11-14	UTAH	W	86-79	6-2	18,053	15-Duncan/Anderson	12-Duncan
11-16	@ Washington	W	99-95	7-2	19,832	21-Robinson	14-Robinson
11-17	@ Minnesota	L	94-99 (OT)	7-3	17,288	22-Duncan	14-Duncan
11-22	SEATTLE	W	112-85	8-3	22,828	22-Rose	12-Duncan
11-24	@ Denver	L	92-102	8-4	13,300	21-Duncan	14-Duncan
11-25	PHILADELPHIA	W	96-76	9-4	33,046	16-Anderson/Daniels	8-Robinson
11-29	SACRAMENTO	W	82-79	10-4	17,341	22-Duncan	13-Duncan
DECEMBER RECORD: 9-7 (HOME: 5-2, ROAD: 4-5)							
12-1	@ L.A. Lakers	L	100-109	10-5	18,997	24-Duncan	11-Duncan
12-3	@ Vancouver	W	97-79	11-5	11,655	30-Duncan	10-Duncan
12-5	@ Sacramento	L	75-81	11-6	17,317	23-Duncan	23-Duncan
12-7	NEW YORK	L	83-86	11-7	18,370	28-Duncan	10-Duncan
12-9	CHICAGO	W	105-81	12-7	19,447	17-Duncan	10-Duncan
12-11	@ Utah	W	91-83	13-7	19,911	18-Anderson	11-Rose
12-13	@ Phoenix	L	93-103	13-8	17,333	26-Anderson	11-Duncan
12-14	DENVER	L	96-102	13-9	15,248	23-Robinson	12-Robinson
12-16	PHOENIX	W	90-82	14-9	30,555	18-Robinson	8-Duncan
12-19	@ Houston	W	86-79	15-9	12,937	25-Duncan	15-Duncan
12-20	CLEVELAND	W	94-77	16-9	17,336	16-Ferry	13-Robinson
12-22	GOLDEN STATE	W	105-87	17-9	16,481	18-Duncan	13-Duncan
12-23	@ Charlotte	L	84-88 (OT)	17-10	15,079	29-Duncan	16-Duncan
12-26	HOUSTON	W	103-95	18-10	21,343	26-Daniels	12-Robinson
12-28	@ Chicago	L	104-105	18-11	21,793	28-Robinson	8-Robinson
12-30	@ Indiana	W	89-77	19-11	18,345	20-Rose	13-Rose
JANUARY RECORD: 9-4 (HOME: 4-2, ROAD: 5-2)							
1-2	MIAMI	W	80-72	20-11	18,412	19-Daniels	10-Duncan/Robinson
1-6	DETROIT	W	108-101	21-11	20,333	29-Robinson	22-Robinson
1-9	@ Orlando	W	112-95	22-11	14,320	26-Robinson	11-Duncan
1-12	@ Detroit	W	111-90	23-11	14,576	25-Anderson	11-Duncan
1-13	@ Philadelphia	L	83-100	23-12	20,607	29-Duncan	7-Ferry/Robinson
1-15	@ New York	L	82-104	23-13	19,763	14-Daniels/Duncan/Newble	10-Duncan
1-17	TORONTO	L	91-98	23-14	17,044	22-Duncan	11-Duncan
1-20	ORLANDO	L	109-112 (OT)	23-15	31,888	29-Duncan	17-Duncan/Robinson
1-23	VANCOUVER	W	110-77	24-15	14,764	23-Duncan	13-Walker
1-25	@ Sacramento	W	97-91	25-15	17,317	36-Duncan	21-Duncan
1-27	@ Utah	W	99-86	26-15	19,911	33-Duncan	10-Duncan/Porter
1-29	@ L.A. Clippers	W	96-67	27-15	14,721	16-Duncan	8-Anderson/Duncan
1-31	L.A. CLIPPERS	W	92-70	28-15	13,738	22-Duncan	16-Duncan
FEBRUARY RECORD: 9-4 (HOME: 5-2, ROAD: 4-2)							
2-3	HOUSTON	W	90-88	29-15	24,870	28-Duncan	11-Duncan
2-5	GOLDEN STATE	W	109-85	30-15	13,889	24-Duncan	12-Duncan
2-7	@ Cleveland	W	107-89	31-15	13,324	23-Duncan	12-Duncan
2-8	@ New Jersey	L	97-99	31-16	12,740	35-Duncan	21-Duncan
2-13	DALLAS	W	104-92	32-16	17,705	28-Duncan	15-Duncan
2-15	WASHINGTON	W	102-78	33-16	14,613	19-Duncan	12-Duncan
2-16	@ Minnesota	W	91-85	34-16	18,881	26-Duncan	12-Duncan
2-18	@ Toronto	W	92-74	35-16	19,800	20-Duncan	13-Duncan
2-19	@ Milwaukee	L	98-102	35-17	16,487	25-Anderson	13-Duncan
2-21	L.A. LAKERS	L	99-101	35-18	29,849	23-Anderson	8-Anderson/Robinson
2-23	BOSTON	W	100-82	36-18	24,996	20-Anderson	10-Duncan/Robinson
2-24	@ Dallas	W	107-104	37-18	18,187	31-Duncan	13-Duncan
2-27	PORTLAND	L	87-95	37-19	20,323	20-Anderson	13-Duncan
MARCH RECORD: 14-3 (HOME: 8-1, ROAD: 6-2)							
3-1	PHOENIX	W	91-71	38-19	16,209	25-Duncan	11-Robinson
3-3	ATLANTA	W	124-95	39-19	29,974	26-Duncan	15-Robinson
3-5	@ Vancouver	W	91-77	40-19	10,798	25-Anderson	13-Duncan
3-6	@ Seattle	W	101-73	41-19	14,392	22-Duncan	9-Duncan/Robinson
3-8	@ Portland	W	93-79	42-19	20,267	29-Anderson	16-Duncan
3-9	@ L.A. Lakers	W	93-89 (OT)	43-19	18,997	29-Duncan	12-Duncan
3-12	L.A. CLIPPERS	W	99-81	44-19	21,974	28-Duncan	12-Robinson
3-14	MINNESOTA	W	106-100 (OT)	45-19	35,676	30-Anderson	20-Duncan
3-16	NEW JERSEY	W	95-86	46-19	21,725	29-Duncan	16-Duncan
3-17	@ Houston	L	99-103	46-20	16,285	25-Duncan	16-Duncan
3-19	PORTLAND	W	98-85	47-20	22,393	28-Anderson	23-Duncan
3-21	@ Boston	W	97-77	48-20	15,764	26-Anderson	14-Duncan
3-22	@ Atlanta	W	115-101	49-20	12,124	23-Anderson	10-Duncan/Robinson
3-25	@ Miami	L	83-88	49-21	16,500	26-Duncan	14-Duncan
3-27	CHARLOTTE	W	93-79	50-21	22,109	34-Duncan	19-Duncan
3-29	UTAH	W	106-88	51-21	24,327	29-Duncan	7-Duncan
3-31	MILWAUKEE	L	77-86	51-22	35,944	20-Duncan	12-Duncan
APRIL RECORD: 7-2 (HOME: 3-1, ROAD: 4-1)							
4-3	SEATTLE	W	107-89	52-22	19,672	30-Duncan	14-Duncan
4-5	@ Denver	W	101-80	53-22	13,796	26-Duncan	13-Duncan
4-7	@ L.A. Clippers	W	93-83	54-22	18,964	32-Duncan	18-Duncan
4-8	@ Golden State	W	84-76	55-22	15,273	28-Duncan	9-Duncan
4-10	DALLAS	W	91-79	56-22	25,682	34-Robinson	11-Robinson
4-12	SACRAMENTO	L	105-107 (OT)	56-23	34,357	42-Duncan	11-Duncan/Robinson
4-14	DENVER	W	111-95	57-23	34,397	25-Robinson	15-Duncan
4-17	@ Portland	W	99-93	58-23	20,580	18-Duncan	9-Robinson
4-18	@ Seattle	L	67-105	58-24	16,049	14-Scott	14-Scott

2001-02 RECAP



Tony Parker

RECORD

58-24 (32-9 home: 26-15 road)
First in Midwest Division

HONORS

Tim Duncan, NBA MVP
Tim Duncan, All-NBA First Team
Tim Duncan, All-Defensive First Team
Tim Duncan, NBA All-Star
Tim Duncan, IBM Award
Steve Smith, NBA Sportsmanship Award
Steve Smith, NBA 3PT-FG Percentage Title
Tony Parker, All-Rookie First Team
Bruce Bowen, All-Defensive Second Team

PLAYOFFS

Defeated Seattle, First Round, 3-2
Lost to Los Angeles,
Western Conference Semifinals, 4-1

SPURS LEADERS

Scoring: Tim Duncan 25.5 ppg
Rebounding: Tim Duncan 12.7 rpg
Assists: Tony Parker 4.3 apg

Head Coach: Gregg Popovich
Assistants: Hank Egan, Mike Budenholzer
& Mike Brown

2001-02 SEASON NOTES

- Tim Duncan averaged 25.5 points, 12.7 rebounds and 2.48 blocks while shooting .508 from the field and .799 from the line to become the second player in Spurs history to win the NBA's MVP Award (David Robinson was the first capturing the honor in 1994-95) ... Duncan also was named to the All-NBA First Team, the All-Defensive First Team and captured the 2002 IBM Award ... he led the NBA in double-doubles posting 67 in 82 games.
- The Spurs were red-hot after the All-Star break ... following the break the Spurs were 27-7 (.794) which was the best mark in the NBA during that period ... the Spurs 58-24 record was the second best in the NBA and the team captured the Midwest Division Title – the Spurs 12th division title since joining the NBA in 1976-77.
- In his first season with the Spurs guard Steve Smith made an immediate impact ... he led the NBA in three-point field goal percentage hitting .472 (116-246) from downtown ... for the season he appeared in 77 games – with 76 starts – and averaged 11.6 points, 2.5 rebounds and 2.0 assists ... he was also honored with the 2002 NBA Sportsmanship Award – becoming the third straight Spur to earn the honor (joining Avery Johnson and David Robinson).
- Tony Parker was named to the All-Rookie First Team becoming the first foreign-born guard to earn the honors ... the 28th pick in the 2001 NBA Draft, Parker averaged 9.2 points, 4.3 assists, 2.6 rebounds and 1.16 steals ... the only rookie on the Spurs 2001-02 roster he moved into the starting lineup in the fifth game of the season.
- For the second straight season the Spurs led the NBA in attendance ... the Spurs drew a total of 906,390 fans for their 41 regular season home games for an average of 22,107 per game ... the biggest crowd of the year was 35,052 when the Spurs hosted the Washington Wizards – and Michael Jordan – on 12/4.

2001-02 SPURS FINAL STATISTICS (58-24)

PLAYER	G	GS	MIN	FG			3-POINT			FT			REBOUNDS			AST	PF	DQ	STL	TO	BLK	SCORING	
				FGA	PCT		FGA	PCT		FTA	PCT		OFF	DEF	TOT							PTS	AVG
Duncan	82	82	3329	764	1504	.508	1	10	.100	560	701	.799	268	774	1042	307	217	2	61	263	203	2089	25.5
Robinson	78	78	2303	341	672	.507	0	0	–	269	395	.681	191	456	647	94	193	3	86	104	140	951	12.2
S. Smith	77	76	2211	310	682	.455	116	246	.472	159	181	.878	45	148	193	151	158	0	54	108	15	895	11.6
Rose	82	1	1725	293	633	.463	1	12	.083	185	257	.720	172	320	492	61	208	2	70	140	42	772	9.4
Daniels	82	13	2175	269	612	.440	57	196	.291	158	210	.752	23	153	176	228	104	0	48	70	12	753	9.2
Parker	77	72	2267	268	639	.419	61	189	.323	108	160	.675	33	164	197	334	166	1	89	151	7	705	9.2
C. Smith	60	22	1141	182	428	.425	35	131	.267	42	65	.646	34	99	133	80	114	1	52	59	44	441	7.4
Bowen	59	59	1699	155	398	.389	56	148	.378	46	96	.479	42	120	162	88	116	0	62	66	25	412	7.0
Porter	72	0	1294	136	321	.424	59	142	.415	68	83	.819	12	152	164	205	89	0	45	85	16	399	5.5
Ferry	50	2	799	76	177	.429	43	99	.434	34	36	.944	15	75	90	48	70	0	16	22	9	229	4.6
Jackson	23	1	227	34	91	.374	9	36	.250	12	17	.706	3	23	26	11	29	0	15	23	3	89	3.9
Hart	10	0	92	10	19	.526	0	2	.000	6	6	1.000	4	9	13	12	16	0	7	8	1	26	2.6
McCasill	27	0	153	20	49	.408	0	0	–	12	26	.462	16	20	36	4	23	0	6	14	10	52	1.9
Bryant	30	3	206	25	55	.455	0	0	–	6	8	.750	25	19	44	10	38	1	7	6	2	56	1.9
Parks	42	1	234	30	83	.361	0	0	–	3	8	.375	24	34	58	10	34	0	7	14	8	63	1.5
SPURS	82		19855	2913	6363	.458	438	1211	.362	1668	2249	.742	907	2566	3473	1643	1575	10	625	1180	537	7932	96.7
OPPONENTS	82		19855	2883	6775	.426	374	1108	.338	1283	1651	.777	1003	2429	3432	1543	1896	22	635	1192	428	7423	90.5

58-24 (FIRST IN MIDWEST DIVISION)

DATE	OPPONENT	W-L	SCORE	REC.	ATT.	HI-SCORER	HI-REBOUNDER
OCTOBER RECORD:	1-0 (HOME: 1-0, ROAD: 0-0)						
10-30	LA CLIPPERS	W	109-98	1-0	16,803	19-Smith	13-Duncan
NOVEMBER RECORD:	9-4 (HOME: 6-1, ROAD: 3-3)						
11-1	@ Seattle	L	108-114	1-1	15,491	22-Duncan	13-Duncan
11-3	@ Portland	W	106-90	2-1	19,980	36-Smith	15-Duncan
11-4	@ Sacramento	L	83-103	2-2	17,317	17-Duncan	13-Duncan
11-6	ORLANDO	W	104-89	3-2	15,927	26-Duncan	14-Duncan
11-8	@ New Orleans	W	105-95	4-2	9,511	33-Duncan	16-Duncan
11-10	ATLANTA	W	110-88	5-2	20,403	20-Duncan	13-Duncan
11-13	HOUSTON	W	90-86	6-2	15,643	19-Duncan	9-Duncan
11-16	CLEVELAND	W	105-91	7-2	19,222	27-Duncan	11-Rose
11-21	SEATTLE	W	110-93	8-2	18,163	30-Duncan	13-Duncan
11-23	@ Indiana	W	97-79	9-2	18,345	30-Duncan	18-Duncan
11-24	@ Minnesota	L	94-99	9-3	19,006	21-Duncan	18-Duncan
11-28	GOLDEN STATE	W	94-83	10-3	16,442	19-Robinson	19-Duncan/Robinson
11-30	SACRAMENTO	L	106-109	10-4	26,808	38-Duncan	12-Robinson
DECEMBER RECORD:	11-3 (HOME: 6-2, ROAD: 5-1)						
12-1	@ Houston	W	85-75	11-4	12,232	25-Duncan	12-Duncan
12-4	WASHINGTON	W	103-88	12-4	35,052	15-Daniels	11-Duncan
12-5	@ Atlanta	W	120-112	13-4	8,253	29-Smith	15-Duncan
12-7	PHILADELPHIA	W	86-76	14-4	29,836	20-Smith	9-Duncan/Robinson/Rose
12-12	TORONTO	W	108-95	15-4	16,650	28-Duncan	13-Duncan
12-14	@ Phoenix	W	105-93	16-4	16,187	32-Duncan	19-Duncan
12-15	UTAH	W	100-80	17-4	20,712	26-Duncan	10-Duncan
12-18	@ Denver	W	102-93	18-4	14,118	24-Duncan	16-Duncan
12-19	PORTLAND	W	97-79	19-4	16,089	26-Duncan	16-Robinson
12-21	DENVER	W	109-74	20-4	22,831	21-Duncan	8-Robinson/Rose
12-23	MILWAUKEE	L	91-101	20-5	24,708	22-Duncan	18-Duncan
12-26	DALLAS	L	123-126	20-6	50,667	53-Duncan	11-Duncan
12-29	@ Milwaukee	L	99-102	20-7	18,717	38-Duncan	16-Duncan
12-30	@ Memphis	W	83-79	21-7	17,358	27-Duncan	18-Duncan
JANUARY RECORD:	8-8 (HOME: 3-5, ROAD: 5-3)						
1-2	DETROIT	W	97-85	22-7	16,648	20-Duncan	15-Duncan
1-4	INDIANA	L	82-92	22-8	29,243	22-Duncan	12-Duncan
1-5	@ Dallas	W	105-103	23-8	20,123	29-Duncan	17-Duncan
1-7	NEW YORK	W	90-79	24-8	18,428	21-Duncan	12-Duncan
1-9	@ Boston	W	93-90	25-8	16,003	25-Duncan	12-Duncan
1-11	@ Philadelphia	L	84-101	25-9	20,488	22-Duncan	15-Duncan
1-14	@ New Jersey	W	97-99	25-10	11,091	27-Duncan	9-Duncan
1-15	@ Washington	W	96-91	26-10	20,674	22-Duncan	10-Robinson
1-17	UTAH	W	102-98	27-10	16,868	35-Duncan	10-Duncan
1-19	LA LAKERS	L	81-98	27-11	33,544	21-Smith	15-Duncan
1-22	NEW JERSEY	L	86-92	27-12	17,701	32-Duncan	14-Duncan
1-23	@ Utah	W	98-92	28-12	19,623	29-Smith	9-Duncan
1-25	@ LA Lakers	L	91-94	28-13	18,997	24-Duncan	12-Robinson
1-26	@ Golden State	W	90-82	29-13	18,328	20-Duncan	9-Duncan
1-29	NEW ORLEANS	L	73-78	29-14	16,624	29-Duncan	21-Duncan
1-31	LA CLIPPERS	L	87-91	29-15	17,288	23-Duncan	16-Duncan
FEBRUARY RECORD:	7-6 (HOME: 4-1, ROAD: 3-5)						
2-1	@ Miami	L	83-88	29-16	15,658	29-Duncan	12-Duncan
2-3	@ Orlando	W	105-98	30-16	15,072	29-Duncan	15-Duncan
2-4	MINNESOTA	W	113-83	31-16	17,809	13-Daniels/Duncan/Robinson	15-Robinson
2-7	@ Toronto	L	74-80	31-17	19,800	22-Duncan	17-Duncan
2-12	@ Sacramento	L	86-99	31-18	17,317	24-Duncan	21-Duncan
2-14	@ LA Clippers	W	89-76	32-18	18,964	15-Duncan	11-Duncan
2-15	@ Golden State	W	108-99	33-18	14,187	36-Duncan	11-Duncan
2-19	MEMPHIS	W	99-93	34-18	16,229	23-Duncan	14-Robinson
2-21	SACRAMENTO	W	115-92	35-18	18,594	32-Smith	13-Duncan
2-23	MINNESOTA	L	88-112	35-19	34,735	25-Duncan	9-Robinson
2-24	@ Phoenix	L	83-92	35-20	15,836	25-Robinson	13-Duncan
2-26	PHOENIX	W	99-91	36-20	19,013	29-Duncan	15-Duncan
2-28	@ Cleveland	L	107-114(OT)	36-21	15,481	35-Duncan	12-Duncan
MARCH RECORD:	13-3 (HOME: 7-0, ROAD: 6-3)						
3-1	@ Minnesota	W	85-77	37-21	19,799	25-Duncan	11-Duncan
3-3	@ New York	W	99-83	38-21	19,763	25-Duncan	15-Robinson
3-5	GOLDEN STATE	W	109-88	39-21	19,322	23-Duncan	9-Robinson
3-7	HOUSTON	W	99-97	40-21	17,094	30-Duncan	16-Duncan
3-9	@ Chicago	W	100-73	41-21	20,489	22-Duncan	11-Duncan/Robinson
3-11	@ Denver	W	93-78	42-21	13,511	21-Duncan	9-Duncan
3-12	MEMPHIS	W	98-84	43-21	19,519	23-Duncan	13-Duncan
3-14	CHICAGO	W	91-86	44-21	19,592	24-Duncan	17-Robinson
3-16	BOSTON	W	111-104	45-21	34,753	37-Duncan	10-Duncan
3-20	LA LAKERS	W	108-90	46-21	30,775	25-Duncan	9-Duncan
3-21	@ Dallas	W	105-102	47-21	20,133	32-Duncan	14-Duncan
3-23	MIAMI	W	89-79	48-21	24,336	23-Duncan	11-Duncan
3-25	@ LA Clippers	W	91-85	49-21	20,128	33-Duncan	13-Duncan
3-27	@ Portland	L	93-98	49-22	19,980	34-Duncan	11-Duncan/Robinson
3-29	@ Seattle	L	76-79	49-23	17,072	25-Duncan	16-Duncan
3-31	@ LA Lakers	L	95-96	49-24	18,997	26-Duncan	11-Duncan
APRIL RECORD:	9-0 (HOME: 4-0, ROAD: 5-0)						
4-3	SEATTLE	W	90-88	50-24	19,223	30-Duncan	18-Duncan
4-4	@ Houston	W	102-78	51-24	12,169	22-Duncan	14-Rose
4-6	DALLAS	W	89-87	52-24	34,739	33-Duncan	16-Duncan
4-8	PORTLAND	W	99-87	53-24	28,278	24-Duncan	8-Duncan
4-10	DENVER	W	87-79	54-24	19,893	16-Duncan	11-Duncan
4-12	@ Detroit	W	96-86	55-24	22,076	32-Duncan	11-Duncan
4-13	@ Memphis	W	113-92	56-24	19,405	30-Duncan	14-Duncan
4-16	PHOENIX	W	95-71	57-24	30,186	24-Duncan	11-Duncan
4-17	@ Utah	W	86-84	58-24	19,490	26-Duncan	16-Duncan

2002-03 RECAP



Manu Ginobili

RECORD

60-22 (33-8 home: 27-14 road)
First in Midwest Division

HONORS

Tim Duncan, NBA MVP
Tim Duncan, NBA Finals MVP
Tim Duncan, All-NBA First Team
Tim Duncan, All-Defensive First Team
Tim Duncan, NBA All-Star
David Robinson, J. Walter Kennedy
Citizenship Award
Bruce Bowen, All-Defensive Second Team
Manu Ginobili, All-Rookie Second Team
Gregg Popovich, NBA Coach of the Year

PLAYOFFS

Defeated Phoenix, First Round, 4-2
Defeated Los Angeles,
Western Conference Semifinals, 4-2
Defeated Dallas,
Western Conference Finals, 4-2
Defeated New Jersey, NBA Finals, 4-2

SPURS LEADERS

Scoring: Tim Duncan 23.3 ppg
Rebounding: Tim Duncan 12.9 rpg
Assists: Tony Parker 5.3 apg

Head Coach: Gregg Popovich
Assistants: P.J. Carlesimo, Mike Budenholzer
& Mike Brown

2002-03 SEASON NOTES

- Tim Duncan became the first player since Michael Jordan to win back-to-back regular season MVP honors ... ranked in the top 10 in points (seventh with 23.3), rebounds (third with 12.9), blocks (third with 2.93) and FG percentage (seventh with a .513 mark) ... of course the regular season was just a warm-up for Duncan ... in the postseason he averaged 24.7 points, 15.4 rebounds, 5.3 assists and 3.29 blocks in 42.5 minutes ... Duncan led the Spurs to their second NBA Championship in a five-year span and was named the 2003 Finals MVP (after averaging 24.2 points, 17.0 rebounds, 5.3 assists and 5.33 blocks in the Finals).
- The Spurs Championship served as a perfect ending to a perfect career ... prior to the 2002-03 season David Robinson announced it would be his last ... his 14th and final season with the Spurs was a memorable one ... he finished his NBA career with 20,790 points and 10,497 rebounds making him one of just 14 players in league history in the 20,000 point, 10,000 rebound club ... a 10-time All-Star, Robinson was the 1995 NBA MVP, the 1992 NBA Defensive Player of the Year and the 1990 NBA Rookie of the Year ... he led the league in scoring in 1994, in rebounding in 1991 and in blocked shots in 1992 to join Kareem Abdul-Jabbar as one of two players in NBA history to accomplish the feat.
- Rookie guard Manu Ginobili made an immediate impact and quickly became a fan favorite ... the Argentina native – who the Spurs selected with the 57th pick in the 1999 NBA Draft – joined the team after spending the previous three seasons playing in the Italian League ... he was named to the 2003 All-Rookie Second Team after averaging 7.6 points, 2.3 rebounds and 2.0 assists during the 2002-03 campaign.
- The Spurs moved into a new home for the 2002-03 campaign ... although the Spurs and their fans loved both the HemisFair Arena and the Alamodome, the AT&T Center was their first home conceived, designed and built with the Spurs in mind (unlike the HemisFair Arena – which was built for the 1968 World's Fair – and the Dome – which was built by the city of San Antonio as a multi-use sports and entertainment venue) ... in their first season in the AT&T Center the Spurs sold out 21 games, averaging 17,950 fans per game in the 18,797-seat facility.


2002-03 SPURS FINAL STATISTICS (60-22)

PLAYER	G	GS	MIN	3-POINT						REBOUNDS									SCORING				
				FG	FGA	PCT	FG	FGA	PCT	FT	FTA	PCT	OFF	DEF	TOT	AST	PF	DQ	STL	TO	BLK	PTS	AVG
Duncan	81	81	3181	714	1392	.513	6	22	.273	450	634	.710	259	784	1043	316	231	2	55	248	237	18.4	23.3
Parker	82	82	2774	484	1043	.464	82	243	.337	219	290	.755	33	183	216	432	174	2	71	198	4	126.9	15.5
Jackson	80	58	2254	356	818	.435	95	297	.320	139	183	.760	66	220	286	183	202	1	125	176	30	946	11.8
Rose	79	13	1933	289	630	.459	2	5	.400	242	306	.791	148	358	506	124	206	2	57	170	40	822	10.4
Robinson	64	64	1676	197	420	.469	0	0	---	152	214	.710	163	345	508	61	126	1	52	83	111	546	8.5
Ginobili	69	5	1431	174	397	.438	51	148	.345	126	171	.737	47	114	161	138	170	3	96	100	17	525	7.6
Bowen	82	82	2566	223	479	.466	101	229	.441	36	89	.404	59	180	239	113	195	0	66	72	42	583	7.1
Smith	53	18	1032	113	291	.388	39	118	.331	95	114	.833	21	78	99	70	79	0	28	43	9	360	6.8
Claxton	30	0	471	67	145	.462	0	11	.000	39	57	.684	22	34	56	75	43	0	22	35	7	173	5.8
Willis	71	6	840	123	257	.479	0	2	.000	51	83	.614	83	143	226	24	120	1	20	60	20	297	4.2
Kerr	75	0	952	110	256	.430	49	124	.395	30	34	.882	12	48	60	70	49	0	27	35	3	299	4.0
Ferry	64	1	601	44	124	.355	21	60	.350	10	13	.769	20	55	75	21	55	0	7	27	9	119	1.9
Brown	7	0	22	5	10	.500	0	0	---	2	2	1.000	4	3	7	2	3	0	0	5	0	12	1.7
Goldwire	10	0	51	5	18	.278	2	8	.250	0	2	.000	0	3	3	3	5	0	3	2	0	12	1.2
Bateer	12	0	46	4	17	.235	1	3	.333	0	2	.000	2	8	10	4	14	0	0	6	0	9	0.8
SPURS	82		19830	2908	6297	.462	449	1270	.354	1591	2194	.725	939	2556	3495	1636	1672	12	629	1295	529	7856	95.8
OPPONENTS	82		19830	2862	6703	.427	354	1043	.339	1334	1737	.768	1029	2322	3351	1559	1915	24	665	1231	422	7412	90.4

60-22 (FIRST IN MIDWEST DIVISION)

DATE	OPPONENT	W-L	SCORE	REC.	ATT.	HI-SCORER	HI-REBOUNDER
OCTOBER RECORD:		1-1 (HOME: 0-0, ROAD: 1-1)					
10-29	@ L.A. Lakers	W	87-82	1-0	18,997	16-Rose	11-Rose
10-30	@ Golden State	L	106-98	1-1	13,261	24-Duncan	15-Robinson
NOVEMBER RECORD:		10-6 (HOME: 8-2, ROAD: 2-4)					
11-1	TORONTO	W	91-72	2-1	18,787	22-Duncan	15-Duncan
11-4	@ Memphis	W	103-101(OT)	3-1	12,226	29-Duncan	14-Duncan
11-5	GOLDEN STATE	W	93-73	4-1	14,474	21-Parker	13-Robinson
11-9	PORTLAND	L	95-76	4-2	18,781	16-Duncan	11-Rose
11-11	MINNESOTA	W	91-75	5-2	15,594	20-Duncan	19-Robinson
11-13	@ New Jersey	L	91-82	5-3	11,534	21-Duncan	14-Robinson
11-14	@ Philadelphia	L	99-94	5-4	18,139	29-Duncan	9-Jackson/Duncan
11-16	@ Cleveland	W	90-77	6-4	10,031	14-Bowen	13-Rose
11-18	CLEVELAND	W	104-78	7-4	14,767	25-Duncan	9-Duncan
11-20	L.A. LAKERS	W	95-88	8-4	18,797	28-Jackson	18-Duncan
11-22	MEMPHIS	W	95-86	9-4	16,636	28-Duncan	15-Duncan
11-24	SEATTLE	L	91-90	9-5	16,211	22-Duncan	17-Robinson
11-26	@ Denver	L	85-81	9-6	11,851	18-Duncan	18-Duncan
11-27	DENVER	W	99-68	10-6	16,935	22-Jackson	14-Duncan
11-29	@ Phoenix	L	94-87	10-7	17,252	31-Duncan	15-Duncan
11-30	UTAH	W	107-85	11-7	18,797	17-Jackson	10-Robinson
DECEMBER RECORD:		8-6 (HOME: 5-1, ROAD: 3-5)					
12-3	@ Houston	L	89-75	11-8	11,120	25-Duncan	12-Duncan
12-6	PHILADELPHIA	W	98-93	12-8	17,985	29-Duncan	12-Robinson
12-8	SACRAMENTO	L	104-80	12-9	16,873	16-Duncan	13-Duncan
12-11	DALLAS	W	111-104	13-9	17,632	32-Parker	13-Duncan
12-13	L.A. CLIPPERS	W	97-84	14-9	16,696	25-Duncan	18-Duncan
12-16	@ L.A. Clippers	L	91-79	14-10	16,675	32-Duncan	11-Duncan
12-18	@ Seattle	W	91-88	15-10	15,831	22-Parker	15-Duncan
12-19	@ Sacramento	W	83-81	16-10	17,317	23-Duncan	14-Duncan
12-21	WASHINGTON	W	92-81	17-10	18,797	21-Parker	11-Duncan
12-23	NEW ORLEANS	W	99-94(OT)	18-10	18,797	29-Duncan	23-Duncan
12-27	@ Atlanta	L	81-79	18-11	13,453	27-Duncan	15-Duncan
12-28	@ Chicago	W	109-95	19-11	18,172	32-Parker	15-Duncan
12-30	@ New York	L	96-95	19-12	19,763	31-Duncan	17-Duncan
12-31	@ Washington	L	105-103	19-13	20,173	35-Duncan	13-Duncan
JANUARY RECORD:		11-3 (HOME: 6-1, ROAD: 5-2)					
1-3	GOLDEN STATE	W	98-95	20-13	18,797	37-Duncan	9-Duncan
1-5	@ L.A. Clippers	W	94-86	21-13	17,158	26-Parker	14-Duncan
1-8	@ Seattle	W	106-95	22-13	15,132	23-Duncan	9-Duncan
1-9	@ Portland	L	90-87	22-14	19,021	18-Jackson	12-Duncan
1-12	BOSTON	W	81-80	23-14	17,302	21-Duncan	9-Duncan
1-14	PHOENIX	W	108-100(OT)	24-14	17,101	38-Duncan	16-Duncan
1-17	ATLANTA	W	106-93	25-14	18,007	27-Duncan	9-Duncan
1-20	HOUSTON	W	87-82	26-14	17,537	32-Duncan	9-Duncan
1-22	MEMPHIS	L	98-93	26-15	17,126	30-Duncan	21-Duncan
1-24	@ Utah	W	91-90	27-15	19,911	29-Duncan	17-Duncan
1-25	DETROIT	W	108-76	28-15	17,353	22-Duncan	11-Duncan
1-27	@ Minnesota	L	106-95	28-16	14,306	19-Parker	11-Rose
1-29	@ Indiana	W	106-97	29-16	15,110	28-Parker	9-Robin/Jackson/Duncan
1-31	@ Orlando	W	109-108	30-16	15,654	23-Duncan	17-Duncan
FEBRUARY RECORD:		9-1 (HOME: 3-0, ROAD: 6-1)					
2-1	@ Miami	W	67-65	31-16	15,729	18-Parker	25-Duncan
2-5	@ Golden State	W	103-99	32-16	13,553	30-Duncan	12-Duncan
2-6	@ Denver	W	83-74	33-16	15,206	25-Duncan	10-Rose
2-11	@ Portland	W	116-111(OT)	34-16	19,631	36-Duncan	15-Rose/Duncan
2-14	@ L.A. Lakers	W	103-95	35-16	18,997	28-Duncan	20-Duncan
2-16	@ Sacramento	W	104-101	36-16	17,317	34-Duncan	12-Duncan
2-18	DENVER	W	101-76	37-16	17,274	18-Bowen	12-Duncan
2-20	@ Dallas	L	95-87	37-17	20,036	25-Rose	14-Rose
2-22	INDIANA	W	105-96	38-17	18,797	21-Duncan	10-Duncan
2-25	MIAMI	W	84-69	39-17	17,322	17-Duncan	10-Duncan
MARCH RECORD:		14-3 (HOME: 8-3, ROAD: 6-0)					
3-1	SACRAMENTO	W	108-100	40-17	18,797	32-Parker	15-Duncan
3-2	@ Houston	W	97-88	41-17	16,285	20-Ginobili	10-Robinson
3-4	PHOENIX	L	104-97	41-18	18,797	35-Duncan	21-Duncan
3-6	NEW JERSEY	W	92-78	42-18	18,797	21-Duncan/Parker	
3-9	@ Boston	W	94-78	43-18	18,624	18-Duncan	8-Rose/Duncan
3-11	@ Milwaukee	W	105-102	44-18	17,401	34-Rose	15-Duncan
3-12	@ Minnesota	W	111-99	45-18	15,309	22-Jackson	14-Duncan
3-14	L.A. CLIPPERS	W	107-96	46-18	18,797	24-Duncan	15-Duncan
3-16	CHICAGO	W	105-97	47-18	18,797	25-Parker	12-Duncan
3-18	NEW YORK	L	105-97	47-19	18,797	27-Duncan	12-Rose
3-20	@ Dallas	W	112-110(OT)	48-19	20,110	25-Duncan	18-Duncan
3-21	MINNESOTA	L	101-94(OT)	48-20	18,797	29-Duncan	12-Duncan
3-23	L.A. LAKERS	W	98-89	49-20	18,797	27-Duncan	17-Duncan
3-25	MILWAUKEE	W	107-94	50-20	18,797	31-Duncan	10-Duncan
3-27	HOUSTON	W	98-85	51-20	18,797	27-Jackson	14-Duncan
3-29	UTAH	W	101-81	52-20	18,797	30-Duncan	8-Duncan
3-30	@ New Orleans	W	92-90	53-20	17,357	33-Duncan	12-Duncan
APRIL RECORD:		7-2 (HOME: 3-1, ROAD: 4-1)					
4-1	ORLANDO	W	118-105	54-20	18,797	20-Duncan	7-Duncan
4-2	@ Memphis	W	105-87	55-20	12,116	33-Duncan	19-Duncan
4-4	@ Toronto	W	124-98	56-20	18,376	23-Rose	9-Rose
4-6	@ Detroit	W	89-83	57-20	22,076	25-Duncan	21-Duncan
4-9	PORTLAND	W	84-79	58-20	18,797	17-Ginobili	11-Jackson/Duncan
4-11	SEATTLE	W	94-86	59-20	19,217	20-Rose	15-Duncan
4-13	@ Phoenix	L	92-85	59-21	19,023	18-Rose	7-Robinson/Duncan
4-14	@ Utah	W	91-83	60-21	19,821	25-Parker	15-Duncan
4-16	DALLAS	L	93-72	60-22	19,217	11-Smith	9-Ferry/Robinson

2003-04 RECAP



Bruce Bowen

RECORD

57-25 (33-8 home: 24-17 road)
Second in Midwest Division

HONORS

Tim Duncan, All-NBA First Team
Tim Duncan, All-Defensive Second Team
Tim Duncan, NBA All-Star
Bruce Bowen, All-Defensive First Team

PLAYOFFS

Defeated Memphis, First Round, 4-0
Lost to Los Angeles, Western Conference
Semifinals, 2-4

SPURS LEADERS

Scoring: Tim Duncan 22.4 ppg
Rebounding: Tim Duncan 12.4 rpg
Assists: Tony Parker 5.5 apg

Head Coach: Gregg Popovich
Assistants: P.J. Carlesimo, Mike Budenholzer
& Mario Elie

2003-04 SEASON NOTES

- Coming off the 2003 NBA championship, the Spurs suffered through a slow start, opening the 2003-04 season with a 9-10 record (which put the team in 25th place in the NBA on 12/4) ... but the Spurs didn't panic ... instead – on 12/5 – the team started a 13-game winning streak ... the Spurs then finished the season with an 11-game winning streak ... at the end of the regular season their 57-25 mark was the third best in the NBA (behind only Indiana and Minnesota).
- As usual the Spurs success was based on their efforts on the defensive end ... during the 2003-04 campaign the Spurs held their opponents to 84.3 points per game with a .409 field goal percentage ... both marks set new NBA single-season record opponent lows for a full 82-game schedule (during the 50 game 1998-99 season Spurs opponents shot just .402 from the field) ... during the 2003-04 season the Spurs were 29-1 when holding their opponents to 80 points or less.
- Tim Duncan enjoyed another dominant season ... for the seventh straight year he earned spots on both the All-NBA Team and the All-Defensive Team ... he joined former teammate David Robinson as just the second player in history to be named to both an All-NBA Team and an All-Defensive Team in each of their first seven seasons ... Duncan ranked eighth in scoring (22.3 ppg), second in rebounds (12.4 rpg) and fourth in blocks (2.68 bpg).
- After sweeping Memphis in the first round the Spurs faced Los Angeles in the second round ... it was the fourth straight year that the Spurs and the Lakers met in the playoffs ... once again it was a classic series ... with the series tied 2-2 the Lakers beat the Spurs 74-73 on 5/13 in a crazy Game 5 in the AT&T Center ... the Lakers took a 72-71 lead with 11 seconds left thanks to a Kobe Bryant jumper ... after a series of timeouts Tim Duncan hit an amazing shot – a 20-foot runner off the dribble with Shaquille O'Neal on him – with less than a second left ... with 0.4 seconds left the Lakers inbounded the ball – across from the Spurs bench – and Derek Fisher caught, turned and launched a fade-away jumper that gave Los Angeles the win ... two nights later the Lakers beat the Spurs in Game 6 to end San Antonio's bid to win back-to-back


2003-04 SPURS FINAL STATISTICS (57-25)

PLAYER	G	GS	MIN	3-POINT									REBOUNDS			AST				PF		DQ		STL		TO		BLK		SCORING	
				FG	FGA	PCT	FG	FGA	PCT	FT	FTA	PCT	OFF	DEF	TOT	AST	PF	DQ	STL	TO	BLK	PTS	AVG								
Duncan	69	68	2527	592	1181	.501	2	12	.167	352	588	.599	227	632	859	213	164	1	62	183	185	1538	22.3								
Parker	75	75	2577	423	946	.447	62	199	.312	191	272	.702	43	194	237	411	148	0	61	179	7	1099	14.7								
Ginobili	77	38	2260	330	789	.418	88	245	.359	239	298	.802	86	258	344	291	181	0	136	161	16	987	12.8								
Turkoglu	80	44	2073	262	645	.406	101	241	.419	114	161	.708	52	306	358	154	165	0	80	94	32	739	9.2								
Nesterovic	82	82	2353	328	700	.469	0	0	---	54	114	.474	257	376	633	114	247	5	51	107	165	710	8.7								
Rose	67	13	1256	173	404	.428	0	3	.000	183	225	.813	110	210	320	69	164	1	36	112	24	529	7.9								
Bowen	82	82	2624	211	502	.420	77	212	.363	66	114	.579	45	208	253	113	166	1	84	90	33	565	6.9								
Ward (TOT)	71	10	1252	160	390	.410	84	206	.408	20	27	.741	12	132	144	215	107	2	64	96	11	4246.0									
Ward (SA)	36	0	425	45	130	.346	25	68	.368	4	6	.667	2	46	48	45	33	0	17	27	3	119	3.3								
Mercer	39	0	516	90	211	.427	2	7	.286	13	17	.765	10	39	49	22	37	0	14	26	5	195	5.0								
Horry	81	1	1290	141	348	.405	41	108	.380	69	107	.645	108	164	272	101	165	0	48	55	49	392	4.8								
Carter	5	2	87	11	37	.297	0	3	.000	0	0	---	2	9	11	12	9	0	4	12	0	22	4.4								
Brown	58	0	627	85	196	.434	4	14	.286	60	74	.811	38	92	130	33	61	0	15	38	4	234	4.0								
Heal	6	0	72	7	24	.292	4	18	.222	4	5	.800	1	3	4	5	2	0	1	5	0	22	3.7								
Willis	48	0	373	70	150	.467	0	1	.000	24	39	.615	37	61	98	11	61	0	21	32	9	164	3.4								
Hart	53	5	660	71	159	.447	2	9	.222	33	43	.767	10	69	79	81	59	0	28	29	5	177	3.3								
Garcia	2	0	13	1	7	.143	0	0	---	1	2	.500	0	0	0	0	0	0	2	1	0	3	1.5								
Carroll (TOT)	16	0	70	7	16	.438	1	3	.333	4	6	.667	1	5	6	2	8	0	1	6	0	19	1.2								
Carroll (SA)	3	0	22	2	5	.400	0	0	---	2	4	.500	1	2	3	5	0	1	4	0	6	2.0									
SPURS	82		19755	2842	6434	.442	408	1140	.358	1409	2069	.681	1029	2669	3698	1676	1667	8	661	1203	537	7501	91.5								
OPPONENTS	82			19755	2613	6388	.409	311	951	.327	1372	1844	1744	909	2459	3368	1419	1837	18	635	1254	380	6909	84.3							

57-25 (SECOND IN MIDWEST DIVISION)

DATE	OPPONENT	W-L	SCORE	REC.	ATT.	HI-SCORER	HI-REBOUNDER
OCTOBER RECORD:							
10-28	PHOENIX	1-1 (HOME)	83-82	1-0	18,797	24-Duncan	12-Duncan
10-29	@ Denver	L	72-80	1-1	17,429	17-Duncan	21-Duncan
NOVEMBER RECORD:							
8-7 (HOME: 6-2, ROAD: 2-5)							
11-1	NEW YORK	W	86-74	2-1	18,797	15-Duncan	15-Duncan
11-3	@ Memphis	L	80-88	2-2	12,821	13-Ginobili/Nesterovic	14-Nesterovic
11-4	MIAMI	W	80-73	3-2	17,666	15-Ginobili	11-Rose
11-6	L.A. LAKERS	L	117-120(2OT)	3-3	18,797	33-Ginobili	12-Ginobili
11-8	DALLAS	L	78-81	3-4	18,797	20-Rose	22-Rose
11-10	UTAH	W	87-78	4-4	18,797	18-Ginobili	10-Duncan
11-12	@ New Jersey	W	85-71	5-4	13,286	31-Duncan	12-Duncan
11-14	@ Philadelphia	L	96-100	5-5	20,344	35-Duncan	15-Duncan
11-15	@ Washington	W	95-71	6-5	20,173	23-Rose	13-Duncan
11-18	GOLDEN STATE	W	94-81	7-5	17,098	21-Duncan	10-Duncan
11-20	@ Dallas	L	92-95	7-6	19,989	30-Duncan	17-Duncan
11-21	ATLANTA	W	114-75	8-6	18,797	25-Duncan	10-Duncan
11-26	CHICAGO	W	109-98	9-6	16,771	17-Ginobili	11-Ginobili
11-28	@ L.A. Lakers	L	87-103	9-7	18,997	13-Ginobili	11-Duncan
11-29	@ Golden State	L	89-91	9-8	17,680	27-Duncan	15-Duncan
DECEMBER RECORD:							
13-2 (HOME: 7-1, ROAD: 6-1)							
12-1	@ L.A. Clippers	L	83-91	9-9	12,514	26-Rose	11-Rose
12-3	L.A. LAKERS	L	86-90	9-10	18,841	30-Duncan	15-Duncan
12-5	@ Orlando	W	105-94	10-10	15,394	47-Duncan	12-Duncan
12-6	@ Miami	W	86-70	11-10	14,603	21-Duncan/Nesterovic	19-Duncan
12-8	@ Chicago	W	96-82	12-10	18,233	26-Ginobili	14-Duncan
12-10	PORTLAND	W	102-77	13-10	15,131	18-Duncan	14-Duncan
12-11	@ Houston	W	71-67	14-10	18,170	22-Duncan	11-Nesterovic
12-13	HOUSTON	W	86-73	15-10	18,797	16-Ginobili	12-Duncan
12-15	MEMPHIS	W	78-67	16-10	14,524	21-Duncan	15-Nesterovic
12-17	TORONTO	W	73-70	17-10	16,375	30-Duncan	13-Duncan
12-19	@ Seattle	W	87-73	18-10	15,712	27-Duncan	20-Duncan
12-20	@ Portland	W	101-91	19-10	15,010	26-Duncan	10-Duncan
12-23	L.A. CLIPPERS	W	111-90	20-10	18,797	22-Duncan	10-Duncan
12-26	ORLANDO	W	98-83	21-10	18,797	27-Duncan	16-Duncan
12-28	MILWAUKEE	W	89-74	22-10	18,797	25-Ginobili	15-Duncan
JANUARY RECORD:							
9-8 (HOME: 4-4, ROAD: 5-4)							
1-3	PHILADELPHIA	L	77-83	22-11	18,797	16-Turkoglu	12-Duncan
1-5	@ Denver	W	98-74	23-11	15,120	30-Duncan	12-Duncan
1-6	WASHINGTON	W	94-72	24-11	16,413	16-Duncan/Parker	11-Duncan
1-9	@ New Orleans	W	94-84	25-11	17,740	15-Duncan/Bowen	9-Nesterovic
1-10	INDIANA	W	89-85(OT)	26-11	18,797	30-Duncan	15-Duncan
1-13	@ Atlanta	L	77-86	26-12	11,807	28-Duncan	9-Duncan
1-14	MINNESOTA	L	93-100	26-13	17,411	36-Duncan	20-Duncan
1-16	@ Indiana	L	79-89	26-14	18,044	16-Duncan	10-Horry
1-18	@ Boston	W	109-92	27-14	18,624	23-Nesterovic	13-Nesterovic
1-19	@ Detroit	L	77-85	27-15	22,076	17-Duncan	10-Duncan
1-21	NEW JERSEY	W	99-76	28-15	17,441	21-Duncan	17-Duncan
1-23	@ Phoenix	W	86-84	29-15	17,799	25-Duncan	12-Duncan
1-24	NEW ORLEANS	L	96-98	29-16	17,897	20-Rose	13-Duncan
1-26	@ Milwaukee	L	92-93	29-17	14,385	26-Parker	8-Duncan
1-27	@ New York	W	77-67	30-17	19,190	30-Duncan	19-Duncan
1-29	SACRAMENTO	L	91-96	30-18	17,669	35-Duncan	18-Duncan
1-31	UTAH	W	85-81	31-18	18,797	33-Duncan	14-Duncan
FEBRUARY RECORD:							
8-2 (HOME: 2-0, ROAD: 6-2)							
2-2	@ Utah	W	83-65	32-18	19,911	31-Duncan	11-Duncan
2-5	@ Seattle	W	96-90	33-18	15,256	23-Duncan	14-Duncan
2-6	@ Sacramento	W	102-94	34-18	17,317	28-Duncan	14-Duncan
2-9	@ Houston	W	85-82	35-18	16,040	28-Duncan	10-Duncan
2-18	@ Toronto	W	86-82	36-18	17,119	26-Duncan	21-Duncan
2-20	@ Cleveland	L	87-89	36-19	20,562	21-Duncan/Ginobili	12-Duncan
2-22	@ Minnesota	W	94-92	37-19	20,347	26-Parker	14-Turkoglu
2-24	HOUSTON	W	86-77	38-19	18,797	27-Duncan	13-Duncan
2-26	@ Dallas	L	91-115	38-20	20,458	22-Duncan	17-Duncan
2-28	DENVER	W	117-92	39-20	18,797	29-Parker	12-Nesterovic
MARCH RECORD:							
11-5 (HOME: 10-1, ROAD: 1-4)							
3-1	MEMPHIS	L	80-81	39-21	16,705	19-Turkoglu	10-Nesterovic/Rose
3-3	SEATTLE	W	88-84	40-21	16,611	18-Turkoglu	12-Nesterovic
3-5	DALLAS	W	113-100	41-21	18,797	27-Parker	15-Nesterovic
3-6	@ Phoenix	L	107-86	42-21	16,039	22-Nesterovic	13-Nesterovic
3-9	@ Memphis	L	88-94	42-22	15,544	24-Parker	14-Rose
3-10	L.A. CLIPPERS	W	108-90	43-22	16,919	21-Rose	12-Rose
3-12	GOLDEN STATE	W	99-74	44-22	17,174	17-Rose	9-Turkoglu
3-14	@ Sacramento	L	87-101	44-23	17,317	16-Ginobili	13-Nesterovic
3-15	@ Golden State	L	80-97	44-24	14,153	29-Parker	7-Nesterovic
3-18	MINNESOTA	W	106-86	45-24	18,797	22-Duncan	10-Duncan
3-20	BOSTON	W	103-87	46-24	19,034	26-Duncan/Ginobili	15-Duncan
3-23	@ Minnesota	L	81-86	46-25	20,111	26-Duncan	9-Turkoglu
3-25	DETROIT	W	84-75	47-25	17,695	17-Ginobili	13-Duncan
3-27	PHOENIX	W	105-76	48-25	18,797	14-Duncan/Turkoglu	10-Duncan
3-29	CLEVELAND	W	101-93	49-25	18,797	21-Ginobili	8-Ginobili
3-31	SACRAMENTO	W	107-89	50-25	18,797	29-Ginobili	7-Duncan/Nesterovic/Turkoglu
APRIL RECORD:							
7-0 (HOME: 3-0, ROAD: 4-0)							
4-2	@ Utah	W	94-81	51-25	19,911	19-Brown	10-Duncan/Nesterovic
4-4	@ L.A. Lakers	W	95-89	52-25	18,997	29-Parker	13-Duncan
4-7	SEATTLE	W	96-75	53-25	18,797	21-Duncan	10-Duncan/Nesterovic
4-9	PORTLAND	W	84-74	54-25	18,797	21-Duncan/Ginobili	14-Duncan
4-11	@ L.A. Clippers	W	88-79	55-25	18,031	26-Duncan	9-Duncan
4-12	@ Portland	W	78-66	56-25	18,997	22-Parker	15-Duncan
4-14	DENVER	W	93-67	57-25	18,797	23-Duncan	16-Duncan

2004-05 RECAP



Robert Horry

RECORD

59-23 (38-3 home: 21-20 road)
First in Southwest Division

HONORS

Tim Duncan, NBA Finals MVP
Tim Duncan, All-NBA First Team
Tim Duncan, All-Defensive First Team
Tim Duncan, NBA All-Star
Bruce Bowen, All-Defensive First Team
Manu Ginobili, NBA All-Star

PLAYOFFS

Defeated Denver, First Round, 4-1
Defeated Seattle, Western Conference Semifinals, 4-2
Defeated Phoenix, Western Conference Finals, 4-1
Defeated Detroit, NBA Finals, 4-3

SPURS LEADERS

Scoring: Tim Duncan 20.3 ppg
Rebounding: Tim Duncan 11.1 rpg
Assists: Tony Parker 6.1 apg

Head Coach: Gregg Popovich
Assistants: P.J. Carlesimo, Mike Budenholzer,
Don Newman & Brett Brown

2004-05 SEASON NOTES

- The Spurs captured their third NBA championship in a thrilling seven-game Finals victory over the Detroit Pistons ... Tim Duncan was named Finals MVP for the third time in his career after averaging 20.6 points and 14.1 rebounds in 40.7 minutes in the seven games ... but he had plenty of help ... Manu Ginobili averaged 18.7 points, 5.9 rebounds, 4.0 assists and 1.29 steals ... Bruce Bowen played his trademark defense (he was second on the team in minutes averaging 38.7 minutes per game in the Finals) ... then there was Robert Horry who had one of the all-time great games in Finals history ... in Game 5 at Detroit on 6/19 he finished with 21 points (scoring all of his points in the final 17:01 of the game) ... his biggest shot of the night was a 25-foot three-pointer with 5.8 seconds left that gave the Spurs a 96-95 overtime win and a 3-2 series lead.
- Tim Duncan and Bruce Bowen were both named to the NBA All-Defensive First Team ... it marked the first time that two teammates earned first team honors since the 1997-98 season when both Michael Jordan and Scottie Pippen were named to the 1998 All-Defensive First Team.
- Manu Ginobili joined Tim Duncan at the 2005 All-Star Game in Denver ... it was the 10th time in franchise history that two Spurs players were named All-Stars in the same season.
- The Spurs made NBA history in April becoming the first team to ever win back-to-back double-overtime games ... the Spurs posted a 125-124 win at the Clippers on 4/9 before heading north and beating the Warriors 136-134 on 4/10 ... making the feat even more impressive ... the Spurs were without Tim Duncan and Devin Brown vs. the Clippers and then were forced to play without Duncan, Brown, Manu Ginobili and Rasha Nesterovic against the Warriors.
- The Spurs enjoyed their best home record in franchise history finishing with a 38-3 mark in the AT&T Center.


2004-05 SPURS FINAL STATISTICS (59-23)

PLAYER	G	GS	MIN	3-POINT									REBOUNDS			SCORING								
				FG	FGA	PCT	FG	FGA	PCT	FT	FTA	PCT	OFF	DEF	TOT	AST	PF	DQ	STL	TO	BLK	PTS	AVG	
Duncan	66	66	2203	517	1042	.496	3	9	.333	305	455	.670	202	530	732	179	144	0	45	127	174	1342	20.3	
Parker	80	80	2735	539	1118	.482	43	156	.276	210	323	.650	47	251	298	491	167	0	98	215	4	1331	16.6	
Ginobili	74	74	2193	367	780	.471	97	258	.376	355	442	.803	75	254	329	288	190	1	119	172	27	1186	16.0	
Robinson	9	0	157	34	77	.442	2	6	.333	20	23	.870	4	20	24	8	19	0	4	7	3	90	10.0	
Mohammed(TOT)	77	59	1933	289	602	.480	0	1	1.000	153	227	.674	247	339	586	34	236	3	58	108	86	731	9.5	
Mohammed (SA)	23	5	414	55	142	.387	0	0	---	32	56	.571	78	69	147	8	64	1	5	27	33	142	6.2	
Bowen	82	82	2627	251	598	.420	102	253	.403	71	112	.634	50	235	285	126	175	0	55	57	39	675	8.2	
Barry	81	8	1742	194	459	.423	100	280	.357	113	135	.837	29	161	190	178	123	0	39	64	20	601	7.4	
Brown	67	0	1238	173	409	.423	45	121	.372	103	130	.792	37	139	176	92	83	0	39	53	12	494	7.4	
Rose	50	1	862	124	267	.464	0	4	1.000	69	99	.697	95	132	227	41	124	1	31	56	9	317	6.3	
Horry	75	16	1396	157	375	.419	51	138	.370	86	109	.789	91	177	268	80	138	1	67	69	60	451	6.0	
Udrih	80	2	1149	173	390	.444	58	142	.408	67	89	.753	16	67	83	150	96	0	41	77	10	471	5.9	
Nesterovic	70	70	1785	198	430	.460	0	0	---	14	30	.467	184	275	459	71	207	1	31	73	117	410	5.9	
Glover	7	0	68	8	22	.364	1	8	.125	8	10	.800	3	8	11	4	9	0	3	2	3	25	3.6	
Marks	23	0	244	27	80	.338	0	3	1.000	22	28	.786	18	38	56	8	29	0	3	14	11	76	3.3	
Massenburg	61	6	699	74	182	.407	0	0	---	48	63	.762	54	109	163	14	122	1	18	40	20	196	3.2	
Wilks	48	0	278	32	77	.416	5	16	.313	12	16	.750	4	21	25	33	26	0	14	14	1	81	1.7	
Johnson	2	0	15	0	2	.000	0	1	1.000	0	0	---	0	3	3	0	1	0	1	1	0	0	0.0	
SPURS	82		19805	29236	450	.453	5071	1395	.363	1535	2120	.724	9872	4893	3476	1771	1717		6	613	1126	543	7888	96.2
OPPONENTS	82		19805	27126	359	.426	323	881	.367	1501	1955	.768	8932	4033	3296	1385	1891	24	594	1240	421	7248	88.4	

59-23 (FIRST IN SOUTHWEST DIVISION)

DATE	OPPONENT	W-L	SCORE	REC.	ATT.	HI-SCORER	HI-REBOUNDER
NOVEMBER RECORD:		12-3 (HOME: 6-0, ROAD: 6-3)					
11/03	SACRAMENTO	W	101-85	1-0	18,797	30-Duncan	14-Duncan
11/05	@L.A. Lakers	W	105-96	2-0	18,997	26-Duncan	16-Duncan
11/07	@Seattle	L	94-113	2-1	15,351	21-Ginobili/Parker	10-Duncan
11/10	GOLDEN STATE	W	91-71	3-1	16,826	23-Duncan	18-Duncan
11/12	MIAMI	W	93-84	4-1	18,797	29-Ginobili	13-Duncan
11/13	@Atlanta	W	103-88	5-1	11,326	26-Duncan	18-Duncan
11/16	NEW YORK	W	99-81	6-1	17,705	18-Parker	10-Duncan
11/18	@Philadelphia	W	88-80	7-1	16,446	34-Duncan	13-Duncan
11/19	@Boston	W	92-84	8-1	15,586	26-Duncan	6-Duncan
11/21	@Toronto	L	91-96	8-2	17,264	26-Duncan	15-Duncan
11/22	@Memphis	L	90-93	8-3	16,127	26-Duncan	9-Duncan
11/24	DALLAS	W	94-80	9-3	18,797	27-Duncan	13-Duncan
11/26	@Denver	W	89-75	10-3	19,099	23-Duncan	13-Duncan
11/27	UTAH	W	109-76	11-3	17,543	16-Rose	13-Duncan
11/30	@Dallas	W	107-89	12-3	19,455	20-Duncan	13-Duncan
DECEMBER RECORD:		13-3 (HOME: 8-1, ROAD: 5-2)					
12/01	PHILADELPHIA	W	105-72	13-3	17,566	24-Brown/Duncan	12-Duncan
12/03	DETROIT	W	80-77	14-3	18,797	20-Parker	7-Duncan
12/04	@Milwaukee	W	104-83	15-3	17,812	20-Duncan	18-Duncan/Nesterovic
12/06	@Chicago	W	91-75	16-3	16,353	17-Parker	11-Duncan
12/08	SEATTLE	L	96-102	16-4	18,797	39-Duncan	10-Duncan
12/09	@Houston	L	80-81	16-5	16,170	26-Duncan	18-Duncan
12/11	CLEVELAND	W	116-97	17-5	18,797	34-Duncan	7-Duncan
12/15	ORLANDO	W	99-97	18-5	17,384	24-Duncan	11-Duncan
12/17	@New Orleans	W	83-67	19-5	13,071	19-Duncan	12-Duncan
12/18	GOLDEN STATE	W	104-85	20-5	17,467	21-Ginobili/Parker	7-Horry/Duncan/Ginobili
12/22	@Orlando	L	87-93	20-6	16,325	24-Duncan	11-Nesterovic
12/23	MINNESOTA	W	96-82	21-6	18,797	22-Ginobili	10-Duncan
12/26	BOSTON	W	107-90	22-6	17,541	27-Parker	11-Duncan
12/28	PHOENIX	W	115-94	23-6	18,797	29-Parker	12-Duncan
12/30	@Portland	W	114-80	24-6	18,677	19-Duncan	9-Duncan
12/31	@L.A. Clippers	W	98-79	25-6	17,115	23-Duncan	8-Duncan
JANUARY RECORD:		12-4 (HOME: 9-0, ROAD: 3-4)					
01/02	@Sacramento	L	81-86	25-7	17,317	18-Ginobili	12-Nesterovic
01/04	L.A. LAKERS	W	100-83	26-7	18,797	24-Bowen	15-Duncan
01/06	INDIANA	W	111-98	27-7	17,549	27-Duncan	12-Duncan
01/08	DENVER	W	99-90	28-7	18,797	22-Ginobili	11-Nesterovic
01/10	@Utah	L	96-97	28-8	18,325	24-Duncan	13-Duncan
01/12	MILWAUKEE	W	94-79	29-8	16,754	21-Duncan	9-Duncan
01/14	DALLAS	W	98-95	30-8	18,797	25-Duncan	12-Nesterovic
01/15	@Houston	L	67-73	30-9	18,290	21-Parker	12-Duncan
01/17	WASHINGTON	W	101-73	31-9	17,232	24-Brown	12-Nesterovic
01/19	L.A. CLIPPERS	W	80-79	32-9	17,603	25-Parker	14-Duncan
01/21	@Phoenix	W	128-123(OT)	33-9	18,422	48-Ginobili	19-Duncan
01/23	@Sacramento	L	103-73	34-9	17,317	23-Duncan	13-Duncan
01/24	@Portland	L	99-107	34-10	15,075	24-Duncan	11-Duncan
01/27	SACRAMENTO	W	90-80	35-10	18,797	25-Ginobili	12-Duncan
01/29	NEW ORLEANS	W	93-83	36-10	18,797	23-Parker	14-Duncan
01/31	@Seattle	W	103-84	37-10	17,072	23-Ginobili	10-Duncan/Parker
FEBRUARY RECORD:		6-3 (HOME: 1-1, ROAD: 5-2)					
02/03	@L.A. Lakers	W	103-91	38-10	18,997	22-Parker	11-Rose
02/08	@Charlotte	W	104-85	39-10	12,985	20-Parker	10-Rose
02/09	@Washington	L	87-95	39-11	20,173	22-Parker	8-Nesterovic/Parker
02/11	@New Jersey	W	101-91	40-11	17,121	27-Parker	15-Duncan
02/13	@Miami	L	92-96	40-12	20,258	24-Ginobili	11-Nesterovic
02/16	@New Orleans	W	101-78	41-12	13,105	19-Duncan	15-Rose
02/23	HOUSTON	W	99-81	42-12	18,797	30-Duncan	11-Duncan
02/26	MEMPHIS	L	82-84	42-13	18,797	27-Duncan	19-Duncan
02/28	@Cleveland	W	94-92	43-13	18,216	20-Duncan	11-Duncan
MARCH RECORD:		10-5 (HOME: 10-1, ROAD: 0-4)					
03/02	TORONTO	W	92-86	44-13	17,795	17-Ginobili	11-Duncan
03/04	CHICAGO	W	102-99	45-13	18,797	31-Duncan	13-Duncan
03/06	UTAH	W	101-94	46-13	18,797	31-Ginobili	8-Ginobili
03/08	NEW JERSEY	W	90-74	47-13	17,588	22-Brown	9-Brown
03/09	@Phoenix	L	101-107	47-14	18,422	30-Parker	6-Brown/Nesterovic/Mohammed
03/12	DENVER	L	87-90	47-15	18,797	25-Parker	9-Mohammed
03/14	NEW ORLEANS	W	112-89	48-15	18,797	25-Udrih	13-Duncan
03/16	MINNESOTA	W	89-73	49-15	18,797	25-Duncan	14-Duncan
03/18	CHARLOTTE	W	93-76	50-15	17,798	24-Parker	9-Horry
03/20	@Detroit	L	101-110	50-16	22,076	18-Brown	8-Mohammed
03/21	@New York	L	75-88	50-17	19,763	22-Brown	11-Nesterovic
03/23	@Indiana	L	92-100	50-18	16,560	17-Barry	7-Brown
03/25	ATLANTA	W	111-95	51-18	18,797	23-Barry/Ginobili	8-Ginobili
03/27	HOUSTON	W	83-70	52-18	18,797	18-Ginobili	8-Parker
03/30	SEATTLE	W	89-76	53-18	18,797	28-Parker	9-Nesterovic
APRIL RECORD:		6-5 (HOME: 4-0, ROAD: 2-5)					
04/01	@Denver	L	84-102	53-19	19,730	17-Parker	9-Ginobili/Horry
04/02	L.A. LAKERS	W	95-94	54-19	18,797	20-Barry	8-Ginobili/Horry/Nesterovic
04/06	L.A. CLIPPERS	W	91-82	55-19	18,797	16-Ginobili	10-Marks
04/07	@Dallas	L	68-104	55-20	20,418	12-Barry	6-Nesterovic
04/09	@L.A. Clippers	W	125-124(2OT)	56-20	19,748	40-Ginobili	9-Massenburg
04/10	@Golden State	W	136-134(2OT)	57-20	16,324	35-Parker	15-Mohammed
04/12	PORTLAND	W	95-89	58-20	18,797	30-Ginobili	14-Mohammed
04/13	@Utah	L	91-93	58-21	17,014	21-Ginobili	10-Mohammed
04/16	MEMPHIS	W	97-75	59-21	18,797	15-Bowen	18-Duncan/Mohammed
04/18	@Memphis	L	92-94	59-22	17,183	23-Robinson	15-Mohammed
04/20	@Minnesota	L	73-95	59-23	18,122	16-Robinson	8-Mohammed

2005-06 RECAP



Michael Finley

RECORD

63-19 (34-7 home: 29-12 road)
First in Southwest Division

HONORS

Tim Duncan, All-NBA Second Team
Tim Duncan, All-Defensive Second Team
Tim Duncan, NBA All-Star
Bruce Bowen, All-Defensive First Team
Tony Parker, NBA All-Star

PLAYOFFS

Defeated Sacramento, First Round, 4-2
Lost to Dallas, Western Conference
Semifinals, 4-3

SPURS LEADERS

Scoring: Tony Parker 18.9 ppg
Rebounding: Tim Duncan 11.0 rpg
Assists: Tony Parker 5.8 apg

Head Coach: Gregg Popovich
Assistants: P.J. Carlesimo, Mike Budenholzer,
Don Newman, Brett Brown &
Chip Engelland

2005-06 SEASON NOTES

- The Spurs set the franchise record for most wins in a season finishing with a 63-19 mark ... It was the third time that the Spurs hit the 60-win plateau ... the 1994-95 team posted a 62-20 record while the 2002-03 Spurs squad went 60-22.
- Two-time All-Star Michael Finley signed with the Spurs on 9/2/05 after spending his previous nine seasons with the Dallas Mavericks ... in his first season in San Antonio, Finley averaged 10.1 points in 26.5 minutes in 77 games.
- Tony Parker enjoyed a break-out season, averaging 18.9 points, 5.8 assists and 3.3 rebounds ... he led the team in both scoring and assists ... he is the first – and only – point guard to lead the Spurs in scoring ... Parker snapped a string of seven straight seasons in which Tim Duncan had led the team in scoring ... Parker ranked third in the NBA in FG percentage with a .548 mark from the field (becoming the first point guard to rank in the top-three in FG percentage since Butch Beard in the 1973-74 season) ... Parker became the ninth Spur to appear in the NBA All-Star Game (finishing with 8 points in 20 minutes in the 2006 All-Star Game).
- Despite being hobbled all season with plantar fasciitis in his right foot Tim Duncan was named to both the All-NBA Second Team and the All-Defensive Second Team ... by earning the honors he extended his NBA record becoming the first player to be named to both an All-NBA Team and an All-Defensive Team in each of his first nine seasons (David Robinson is second on the list being named to both teams in each of his first seven seasons).


2005-06 SPURS FINAL STATISTICS (63-19)

PLAYER	G	GS	MIN	3-POINT			REBOUNDS			SCORING						
				FG	FGA	PCT	FT	FTA	PCT	OFF	DEF	TOT	AST	PF	DO	STL
Parker	80	80	2715	623	1136	.548	11	36	.306	253	358	.707	38	223	261	460
Duncan	80	80	2784	574	1185	.484	2	5	.400	335	533	.629	231	650	881	253
Ginobili	65	56	1813	309	669	.462	83	217	.382	280	360	.778	42	188	230	235
Finley	77	18	2038	286	695	.412	110	279	.394	98	115	.852	31	216	247	116
Bowen	82	82	2755	232	536	.433	104	245	.424	51	84	.607	35	285	320	126
Mohammed	80	30	1389	190	377	.504	0	0	---	113	144	.785	163	255	418	40
Barry	74	5	1259	156	345	.452	80	202	.396	39	59	.661	29	130	159	123
Van Exel	65	2	986	136	343	.397	55	154	.357	28	41	.683	6	85	91	123
Horry	63	3	1182	112	292	.384	53	144	.368	44	68	.647	71	171	242	79
Udrih	54	3	586	106	233	.455	24	70	.343	39	50	.780	18	34	52	92
Nesterovic	80	51	1515	172	334	.515	0	2	.000	18	30	.600	114	195	309	33
Marks	25	0	181	37	71	.521	0	3	.000	7	12	.583	12	31	43	7
Sanders	16	0	113	16	33	.485	2	3	.667	7	10	.700	4	19	23	3
Oberto	59	0	490	44	93	.473	0	2	.000	15	27	.556	57	66	123	27
Scales	1	0	0	0	0	---	0	0	---	0	0	---	0	0	0	0
SPURS	82	19805	29936342	472	5241362	.385	13271891	.702		85125483399	17171714		12	5431126	467	7837
OPPONENTS	82	19805	27826420	.433	300	886	.339	14141912	.740	88624173303	13361709		12	5991136	343	7278
																95.6

63-19 (FIRST IN SOUTHWEST DIVISION)

DATE	OPPONENT	W-L	SCORE	REC.	ATT.	HI-SCORER	HI-REBOUNDER
NOVEMBER RECORD 11-3 (HOME: 6-1, ROAD: 5-2)							
11/1	@ DENVER	W	102-91	1-0	18,797	26 - Parker	10 - Duncan
11/4	CLEVELAND	W	102-76	2-0	18,797	21 - Duncan	10 - Duncan
11/5	@ Dallas	L	84-103	2-1	20,468	24 - Duncan	12 - Duncan
11/7	@ Chicago	W	104-95 (OT)	3-1	21,827	24 - Duncan	16 - Duncan
11/9	@ Charlotte	W	94-86	4-1	17,237	29 - Duncan	10 - Duncan
11/11	@ Boston	W	103-82	5-1	18,624	29 - Duncan	12 - Duncan
11/12	@ Washington	L	95-110	5-2	20,173	28 - Ginobili	14 - Duncan
11/15	ATLANTA	W	103-79	6-2	18,797	24 - Ginobili	8 - Oberto
11/17	HOUSTON	W	86-80	7-2	18,797	19 - Duncan	9 - Duncan
11/19	PHOENIX	W	97-91	8-2	18,797	24 - Duncan	13 - Duncan
11/21	@ Sacramento	W	96-93	9-2	17,317	23 - Parker	19 - Duncan
11/23	@ Golden State	W	113-89	10-2	18,768	26 - Parker	12 - Duncan
11/25	CHICAGO	L	99-106	10-3	18,797	24 - Duncan	11 - Duncan
11/29	L.A. LAKERS	W	90-84	11-3	18,797	22 - Ginobili	9 - Duncan
DECEMBER RECORD 13-4 (HOME: 8-0, ROAD: 5-4)							
12/1	@ Dallas	W	92-90	12-3	20,076	30 - Parker	14 - Duncan
12/3	PHILADELPHIA	W	100-91	13-3	18,797	20 - Parker	12 - Duncan
12/5	@ Orlando	W	110-85	14-3	14,661	26 - Duncan	12 - Duncan
12/7	MIAMI	W	98-84	15-3	18,797	28 - Duncan	16 - Duncan
12/9	BOSTON	W	101-89	16-3	18,797	20 - Duncan	11 - Duncan
12/10	@ Atlanta	L	84-94	16-4	16,678	20 - Parker	10 - Duncan/Ginobili
12/13	L.A. CLIPPERS	W	95-87 (OT)	17-4	18,797	27 - Duncan	22 - Duncan
12/15	@ Minnesota	W	90-88	18-4	17,003	21 - Finley	9 - Duncan
12/17	SACRAMENTO	W	96-91	19-4	18,797	25 - Duncan	19 - Duncan
12/18	@ NO/OK City	L	76-89	19-5	19,297	17 - Finley/Parker	8 - Duncan
12/20	@ Milwaukee	L	107-109 (OT)	19-6	16,865	34 - Duncan	13 - Duncan
12/21	@ New York	W	109-96	20-6	19,763	19 - Finley	5 - Horry/Nesterovic/Mohammed
12/23	TORONTO	W	95-90	21-6	18,797	27 - Duncan	10 - Duncan
12/25	@ Detroit	L	70-85	21-7	22,076	19 - Parker	11 - Duncan
12/27	INDIANA	W	99-86	22-7	18,797	27 - Parker	9 - Duncan
12/29	NO/OK CITY	W	111-84	23-7	18,797	18 - Finley	7 - Duncan
12/31	@ Denver	W	98-88	24-7	18,296	25 - Duncan	10 - Duncan
JANUARY RECORD: 11-3 (HOME: 7-2, ROAD: 4-1)							
1/4	PORTLAND	W	106-75	25-7	18,797	18 - Duncan/Parker	13 - Duncan
1/6	MINNESOTA	W	83-77	26-7	18,797	23 - Parker	14 - Duncan
1/7	@ Phoenix	L	86-97	26-8	18,422	19 - Duncan/Ginobili	12 - Duncan
1/10	NEW JERSEY	W	96-91	27-8	18,797	27 - Duncan	12 - Duncan
1/12	DETROIT	L	68-83	27-9	18,797	17 - Duncan/Parker	13 - Duncan
1/14	MEMPHIS	W	80-79	28-9	18,797	20 - Ginobili	13 - Duncan
1/16	@ Memphis	W	93-83	29-9	18,119	28 - Parker	12 - Duncan
1/18	MILWAUKEE	W	95-92	30-9	18,797	27 - Duncan	9 - Duncan
1/20	@ Miami	W	101-94	31-9	20,287	38 - Parker	11 - Duncan
1/22	DENVER	L	85-59	31-10	18,797	17 - Mohammed	13 - Duncan
1/24	CHARLOTTE	W	104-76	32-10	18,797	17 - Udrih	9 - Duncan
1/25	@ NO/OK City	W	84-68	33-10	19,289	17 - Duncan	8 - Bowen
1/28	MINNESOTA	W	102-88	34-10	18,797	28 - Duncan	16 - Duncan
1/30	@ Utah	W	79-70	35-10	19,384	19 - Duncan	9 - Mohammed
FEBRUARY RECORD 9-2 (HOME: 3-0, ROAD: 6-2)							
2/1	@ Portland	W	86-82	36-10	16,638	22 - Ginobili	17 - Duncan
2/2	@ Golden State	W	89-86	37-10	17,223	23 - Parker	11 - Duncan
2/8	@ Toronto	W	125-118 (OT)	38-10	19,284	32 - Parker	8 - Nesterovic
2/10	@ New Jersey	W	83-73	39-10	19,096	22 - Ginobili	7 - Duncan
2/12	@ Indiana	W	92-88	40-10	18,345	29 - Ginobili	11 - Duncan
2/13	@ Cleveland	L	87-101	40-11	19,486	19 - Duncan	10 - Duncan
2/15	@ Philadelphia	L	100-103 (OT)	40-12	17,335	23 - Parker	20 - Mohammed
2/21	SEATTLE	W	103-78	41-12	18,797	30 - Parker	16 - Duncan
2/24	@ Memphis	W	83-80	42-12	18,119	19 - Duncan	16 - Duncan
2/25	GOLDEN STATE	W	92-75	43-12	18,797	15 - Mohammed	16 - Duncan
2/27	NEW YORK	W	121-93	44-12	18,797	22 - Finley	7 - Duncan
MARCH RECORD 12-4 (HOME: 6-1, ROAD: 6-3)							
3/2	DALLAS	W	98-89	45-12	18,797	23 - Parker	8 - Bowen
3/4	PORTLAND	W	101-81	46-12	18,797	22 - Duncan	15 - Duncan
3/6	@ L.A. Lakers	W	103-96	47-12	18,997	21 - Finley/Ginobili/Parker	7 - Duncan
3/7	@ L.A. Clippers	L	85-98	47-13	18,409	20 - Parker	7 - Duncan
3/9	@ Phoenix	W	117-93	48-13	18,422	29 - Parker	11 - Mohammed
3/10	L.A. LAKERS	L	92-100	48-14	18,797	16 - Barry/Finley	9 - Finley
3/12	HOUSTON	W	88-81	49-14	18,797	20 - Duncan	10 - Duncan
3/14	NO/OK CITY	W	96-81	50-14	18,797	20 - Parker	8 - Duncan/Mohammed
3/17	PHOENIX	W	108-102	51-14	18,797	30 - Mohammed	16 - Mohammed
3/18	@ Houston	W	92-77	52-14	18,797	23 - Parker	8 - Duncan/Mohammed
3/21	GOLDEN STATE	W	107-96	53-14	18,797	29 - Parker	13 - Duncan
3/22	@ Denver	L	92-104	53-15	17,455	26 - Ginobili	6 - Duncan
3/24	@ Portland	L	98-79	54-15	17,018	23 - Barry	7 - Duncan
3/26	@ Seattle	L	102-106	54-16	16,861	28 - Duncan	10 - Duncan
3/28	@ L.A. Clippers	W	98-87	55-16	17,978	20 - Duncan/Finley	13 - Duncan
3/30	@ L.A. Lakers	W	96-85	56-16	18,997	20 - Duncan	13 - Duncan
APRIL RECORD 7-3 (HOME: 4-3, ROAD: 3-0)							
4/1	WASHINGTON	W	106-99	57-16	18,997	20 - Duncan	13 - Duncan
4/4	@ Utah	W	95-46	58-16	18,064	26 - Ginobili	13 - Duncan
4/5	SACRAMENTO	L	87-97	58-17	18,997	16 - Parker	9 - Mohammed
4/7	DALLAS	L	86-92	58-18	18,997	22 - Ginobili	9 - Duncan
4/9	MEMPHIS	W	83-81	59-18	18,997	23 - Duncan	12 - Duncan
4/11	SEATTLE	W	104-95	60-18	18,997	27 - Parker	14 - Duncan
4/13	ORLANDO	W	80-92	60-19	18,997	31 - Duncan	13 - Duncan
4/16	@ Minnesota	W	103-90	61-19	15,231	15 - Udrih	8 - Duncan
4/17	UTAH	W	115-82	62-19	18,997	18 - Ginobili	11 - Nesterovic
4/19	@ Houston	W	89-87	63-19	17,613	19 - Barry	6 - Horry/Mohammed

2006-07 RECAP



Brent Barry

RECORD

58-24 (31-10 home: 27-14 road)
Second in Southwest Division

HONORS

Tim Duncan, All-NBA First Team
Tim Duncan, All-Defensive First Team
Tim Duncan, NBA All-Star
Tony Parker, NBA Finals MVP
Tony Parker, NBA All-Star
Bruce Bowen, All-Defensive First Team

PLAYOFFS

Defeated Denver, First Round, 4-1
Defeated Phoenix, Western Conference Semifinals, 4-2
Defeated Utah, Western Conference Finals, 4-1
Defeated Cleveland, NBA Finals, 4-0

SPURS LEADERS

Scoring: Tim Duncan 20.0 ppg
Rebounding: Tim Duncan 10.6 rpg
Assists: Tony Parker 5.5 apg

Head Coach: Gregg Popovich
Assistants: P.J. Carlesimo, Mike Budenholzer,
Don Newman, Brett Brown &
Chip Engelland

2006-07 SEASON NOTES

- The Spurs captured their fourth NBA Championship in a nine-year span sweeping the Cavaliers in the 2007 Finals ... Tony Parker became the first European-born player to earn NBA Finals MVP honors, averaging 24.5 points, 5.0 rebounds and 3.3 assists in 37.8 minutes in the four-game series.
- By winning the 2007 NBA Championship the Spurs became just the fifth franchise to claim four-or-more titles ... the Celtics lead the way with 17 NBA Championships, followed by the Lakers with 14, the Bulls with six and the Sixers with four.
- The Spurs ended the 2006-07 season on a roll, finishing with a 25-6 mark in the final 31 games of the season ... the team enjoyed a 13-game winning streak from 2/13 to 3/13 (matching the third longest winning streak in franchise history).
- Tim Duncan and Michael Finley both joined the NBA's 15,000 point club during the 2006-07 campaign ... Duncan became the 99th player in NBA history to hit the 15,000 point mark at Seattle on 11/26 ... Finley joined the exclusive club at Minnesota on 1/8.
- Tim Duncan was named to both the All-NBA First Team and the All-Defensive First Team ... by earning the honors he extended his NBA record becoming the first player to be named to both an All-NBA Team and an All-Defensive Team in each of his first 10 seasons (David Robinson is second on the list being named to both teams in each of his first seven seasons).


2006-07 SPURS FINAL STATISTICS (58-24)

PLAYER	G	GS	MIN	3-POINT						REBOUNDS			AST						SCORING				
				FG	FGA	PCT	FG	FGA	PCT	FT	FTA	PCT	OFF	DEF	TOT	AST	PF	DQ	STL	TO	BLK	PTS	AVG
Duncan	80	80	2726	618	1131	.546	1	9	.111	362	568	.637	213	633	846	273	203	0	66	224	190	1599	20.0
Parker	77	77	2499	570	1096	.520	15	38	.395	274	350	.783	34	216	250	420	137	0	82	191	6	1429	18.6
Ginobili	75	36	2060	396	854	.464	128	323	.396	320	372	.860	59	268	327	263	155	0	109	157	27	1240	16.5
Finley	82	16	1823	273	663	.412	104	286	.364	90	98	.918	34	189	223	108	76	0	32	46	16	740	9.0
Barry	75	28	1631	202	425	.475	128	287	.446	103	117	.880	17	143	160	138	88	0	56	61	12	635	8.5
White	6	2	137	18	41	.439	2	7	.286	12	15	.800	3	17	20	5	7	0	3	5	1	50	8.3
Bowen	82	82	2464	189	467	.405	89	232	.384	43	73	.589	23	200	223	117	175	1	62	65	25	510	6.2
Elson	70	41	1332	144	282	.511	0	2	.000	62	80	.775	81	255	336	55	184	0	31	86	59	350	5.0
Bonner	56	0	653	106	237	.447	36	94	.383	27	38	.711	64	92	156	22	67	1	17	25	11	275	4.9
Udrih	73	1	948	127	344	.369	33	115	.287	53	60	.883	11	71	82	122	70	0	27	56	1	340	4.7
Oberto	79	33	1365	158	281	.562	0	0	-	33	51	.647	131	237	368	68	213	2	25	69	24	349	4.4
Horry	68	8	1124	90	251	.359	50	149	.336	38	64	.594	73	156	229	77	105	1	45	44	41	268	3.9
Butler	11	2	103	16	35	.457	0	0	-	9	10	.900	6	16	22	5	16	0	2	10	0	41	3.7
Vaughn	64	4	760	71	167	.425	1	2	.500	49	65	.754	8	60	68	131	74	0	24	40	2	192	3.0
Ely (TOT)	30	0	309	29	80	.363	0	0	-	31	47	.660	15	38	53	18	51	0	6	28	8	89	3.0
Ely (SA)	6	0	65	6	20	.300	0	0	-	7	12	.583	3	11	14	4	12	0	4	5	2	19	3.2
Williams	16	0	88	15	34	.441	8	17	.471	4	7	.571	1	13	14	6	6	0	2	5	0	42	2.6
SPURS	82		19780	2999	6328	.474	595	1561	.381	1486	1980	.751	761	2577	3338	1814	1588	5	587	1137	417	8079	98.5
OPPONENTS	82		19780	2860	6463	.443	368	1101	.334	1300	1756	.740	829	2379	3208	1416	1739	12	580	1176	337	7388	90.1

58-24 (SECOND IN SOUTHWEST DIVISION)

DATE	OPPONENT	W-L	SCORE	REC.	ATT.	HI-SCORER	HI-REBOUNDER
NOVEMBER RECORD							
11-5 (HOME: 4-3, ROAD: 7-2)							
11/2	@ Dallas	W	97-91	1-0	20,416	19 - Parker	10 - Duncan
11/3	CLEVELAND	W	81-88	1-1	18,797	25 - Duncan	12 - Duncan
11/5	@ Toronto	W	103-94	2-1	18,099	26 - Duncan	9 - Oberto
11/6	@ New York	W	105-93	3-1	18,333	24 - Parker	8 - Duncan
11/8	PHOENIX	W	111-106 (OT)	4-1	18,797	29 - Parker	14 - Duncan
11/11	NEW YORK	W	100-92	5-1	18,797	33 - Parker	16 - Duncan
11/14	@ Houston	W	92-84	6-1	18,289	19 - Duncan/Ginobili	15 - Duncan
11/15	CHARLOTTE	L	92-95 (OT)	6-2	18,797	25 - Parker	13 - Duncan
11/17	CHICAGO	W	100-83	7-2	18,797	21 - Duncan	11 - Duncan
11/19	@ Sacramento	W	108-99	8-2	17,317	35 - Duncan	14 - Duncan
11/20	@ Portland	W	107-98	9-2	14,163	25 - Duncan/Ginobili	6 - Duncan
11/22	MIAMI	W	106-86	10-2	18,797	19 - Duncan	6 - Duncan/Barry
11/24	DALLAS	L	92-95	10-3	18,797	29 - Duncan	11 - Oberto
11/26	@ Seattle	W	98-78	11-3	15,483	20 - Parker	16 - Duncan
11/27	@ Golden State	L	102-111	11-4	17,078	28 - Parker	16 - Duncan
11/29	@ Utah	L	75-83	11-5	19,089	21 - Duncan	10 - Duncan
DECEMBER RECORD							
12-3 (HOME: 8-2, ROAD: 4-1)							
12/2	SACRAMENTO	W	100-98	12-5	18,797	23 - Bowen	11 - Duncan
12/4	GOLDEN STATE	W	129-89	13-5	18,797	18 - Barry	9 - Elson
12/6	@ Charlotte	W	96-76	14-5	14,066	25 - Duncan	6 - Elson/Finley
12/8	L.A. CLIPPERS	W	111-82	15-5	18,797	22 - Ginobili	10 - Duncan
12/10	@ L.A. Lakers	L	99-106	15-6	18,997	23 - Ginobili	13 - Duncan
12/11	@ L.A. Clippers	W	103-81	16-6	18,147	24 - Barry	5 - Duncan/Udrih
12/13	MINNESOTA	W	106-96	17-6	18,862	24 - Ginobili	7 - Elson
12/14	@ NO/Okla. City	W	103-77	18-6	15,140	24 - Ginobili	9 - Duncan
12/16	PHILADELPHIA	W	103-98	19-6	18,797	24 - Parker	9 - Duncan/Ginobili
12/20	MEMPHIS	W	105-98	20-6	18,797	21 - Duncan	9 - Duncan
12/22	HOUSTON	L	78-97	20-7	18,797	23 - Ginobili	11 - Duncan
12/23	@ NO/Okla. City	W	112-77	21-7	19,164	19 - Parker	5 - Parker
12/26	MILWAUKEE	L	107-114	21-8	18,797	25 - Duncan	12 - Duncan
12/28	UTAH	W	106-83	22-8	18,797	22 - Parker	9 - Duncan
12/31	ATLANTA	W	95-81	23-8	18,797	27 - Parker	11 - Duncan/Bonner
JANUARY RECORD:							
9-7 (HOME: 4-3, ROAD: 5-4)							
1/2	@ Cleveland	L	78-82	23-9	20,214	26 - Parker	15 - Duncan
1/3	@ Minnesota	L	101-103 (OT)	23-10	14,185	26 - Ginobili	13 - Duncan
1/5	DALLAS	L	85-90	23-11	18,797	25 - Ginobili	7 - Duncan
1/7	@ Memphis	W	110-96	24-11	15,227	34 - Ginobili	9 - Duncan
1/9	PORTLAND	W	98-84	25-11	18,240	16 - Duncan	9 - Duncan
1/10	@ Denver	W	92-83	26-11	16,486	26 - Parker	13 - Duncan
1/13	WASHINGTON	W	93-80	27-11	18,797	19 - Ginobili	11 - Duncan
1/15	@ Chicago	L	87-99	27-12	22,218	22 - Ginobili	16 - Duncan
1/17	L.A. LAKERS	L	96-100	27-13	18,797	26 - Duncan	9 - Duncan
1/19	NO/OKLA. CITY	W	99-86	28-13	17,153	23 - Parker	16 - Duncan
1/21	@ Philadelphia	W	99-85	29-13	14,883	23 - Barry	15 - Duncan
1/22	@ Boston	W	93-89	30-13	15,928	21 - Duncan	9 - Duncan
1/24	HOUSTON	L	85-90	30-14	18,328	37 - Duncan	10 - Duncan
1/26	MEMPHIS	L	112-96	31-14	18,332	26 - Duncan	13 - Duncan
1/28	@ L.A. Lakers	W	96-94 (OT)	32-14	18,997	21 - Duncan/Ginobili	14 - Duncan
1/31	@ Utah	L	93-97	32-15	19,911	27 - Parker	12 - Duncan
FEBRUARY RECORD							
7-3 (HOME: 3-0, ROAD: 4-3)							
2/1	@ Phoenix	L	87-103	32-16	18,422	32 - Ginobili	18 - Duncan
2/7	@ Washington	W	110-83	33-16	20,173	20 - Duncan/Parker	8 - Elson
2/9	@ Orlando	L	104-106	33-17	17,451	24 - Duncan	16 - Duncan
2/11	@ Miami	L	85-100	33-18	20,210	26 - Ginobili	11 - Duncan
2/13	@ New Jersey	W	107-82	34-18	14,936	21 - Duncan	8 - Duncan
2/14	@ Detroit	W	90-81	35-18	22,076	23 - Duncan	18 - Elson
2/20	DENVER	W	95-80	36-18	18,586	17 - Parker	8 - Elson
2/21	@ Atlanta	W	103-96	37-18	15,565	40 - Ginobili	9 - Duncan
2/24	SEATTLE	W	102-71	38-18	18,797	21 - Parker	15 - Duncan
2/26	TORONTO	W	107-91	39-18	18,563	27 - Parker	16 - Duncan
MARCH RECORD							
13-2 (HOME: 7-1, ROAD: 6-1)							
3/2	ORLANDO	W	98-74	40-18	18,797	31 - Ginobili	10 - Duncan
3/3	@ Houston	W	97-74	41-18	18,364	26 - Duncan	8 - Elson
3/5	@ L.A. Clippers	W	88-74	42-18	18,655	16 - Ginobili	12 - Duncan
3/6	@ Portland	W	99-94	43-18	15,911	24 - Duncan	8 - Duncan
3/8	@ Sacramento	W	100-93	44-18	17,317	31 - Ginobili	13 - Duncan
3/10	NEW JERSEY	W	93-77	45-18	18,797	19 - Parker	13 - Duncan
3/13	L.A. CLIPPERS	W	93-84	46-18	18,797	25 - Parker	9 - Duncan
3/15	@ Milwaukee	L	90-101	46-19	13,917	20 - Barry	13 - Duncan
3/17	BOSTON	L	85-91	46-20	18,797	30 - Parker	16 - Duncan
3/21	INDIANA	W	95-72	47-20	18,580	27 - Duncan	9 - Bonner
3/23	DETROIT	W	90-89	48-20	18,797	22 - Parker	14 - Duncan
3/25	@ Seattle	W	120-79	49-20	16,409	19 - Ginobili	10 - Duncan
3/26	@ Golden State	W	126-89	50-20	18,207	20 - Duncan/Finley/Parker	9 - Elson
3/28	NO/OKLA. CITY	W	92-88	51-20	18,334	31 - Duncan	9 - Bowen
3/30	UTAH	W	102-93	52-20	18,797	25 - Ginobili	14 - Duncan
APRIL RECORD							
6-4 (HOME: 5-1, ROAD: 1-3)							
4/1	@ Indiana	L	99-100	52-21	13,447	22 - Parker	12 - Duncan
4/3	SEATTLE	W	110-91	53-21	18,583	18 - Bowen	10 - Oberto
4/5	PHOENIX	W	92-85	54-21	18,797	35 - Parker	10 - Duncan/Elson/Finley
4/7	GOLDEN STATE	W	112-99	55-21	18,797	28 - Duncan	15 - Duncan
4/9	PORTLAND	W	112-96	56-21	17,852	30 - Parker	5 - Oberto/Parker/Bonner
4/11	SACRAMENTO	W	109-100	57-21	18,797	26 - Duncan	13 - Duncan
4/13	@ Minnesota	W	110-91	58-21	19,356	21 - Ginobili	10 - Duncan
4/15	@ Dallas	L	86-91	58-22	20,444	23 - Parker	7 - Duncan/Elson
4/16	@ Memphis	L	91-101	58-23	13,345	17 - Finley/White	10 - Bonner/Butler
4/18	DENVER	L	77-100	58-24	18,797	13 - Udrih	9 - Butler

2007-08 RECAP



Kurt Thomas

RECORD

56-26 (34-7 home: 22-19 road)
Second in Southwest Division

HONORS

Tim Duncan, All-NBA Second Team
Tim Duncan, All-Defensive First Team
Tim Duncan, NBA All-Star
Manu Ginobili, All-NBA Third Team
Manu Ginobili, NBA Sixth Man of the Year
Tony Parker, NBA All-Star
Bruce Bowen, All-Defensive First Team

PLAYOFFS

Defeated Phoenix, First Round, 4-1
Defeated New Orleans, Western Conference
Semifinals, 4-3
Lost to L.A. Lakers, Western Conference
Finals, 4-1

SPURS LEADERS

Scoring: Manu Ginobili 19.5 ppg
Rebounding: Tim Duncan 11.3 rpg
Assists: Tony Parker 6.0 apg

Head Coach: Gregg Popovich
Assistants: Mike Budenholzer, Don Newman,
Brett Brown, Chip Engelland,
Chad Forcier

2007-08 SEASON NOTES

- The Spurs celebrated their rich history during the 2007-08 season as the team played its 35th season in San Antonio ... the Spurs played their first ABA regular season game against the San Diego Conquistadors at the HemisFair Arena on 10/10/73 ... after spending their first three years in the ABA the Spurs joined the NBA in the summer of 1976 when the two leagues merged ... during their 32 NBA seasons the Spurs have made winning a habit posting the second-highest overall winning percentage in NBA history.
- Bruce Bowen hit a milestone on 3/12/08 at New Orleans, playing and starting in his 500th consecutive game ... the streak ended when Bowen missed the 3/14 contest at Detroit due to an NBA suspension ... Bowen is by far the Silver and Black's franchise leader for consecutive games played and started ... his streak lasted for seven seasons and the Spurs have won three NBA championships since his first missed game on 2/26/02 vs. Phoenix.
- Bruce Bowen and Tim Duncan were both selected to the 2008 NBA All-Defensive First Team ... it marked the third time that both Bowen and Duncan were named to the All-Defensive First Team (2005, 2007 and 2008) ... since the All-Defensive Teams were introduced in 1968-69 they are just the fourth set of teammates to be named to three-or-more first teams in the same season.
- With a 99-84 victory vs. Minnesota on 3/28/08 the Spurs hit the 50 win mark for the ninth straight season ... the Spurs joined the Lakers and the Celtics as the only teams in NBA history to accomplish the feat of winning 50-plus games in nine-or-more consecutive seasons.
- Manu Ginobili became the first Spurs player to win the NBA's Sixth Man of the Year award ... a sixth man in 51-of-74 games played this season, Ginobili led the Spurs in scoring with a career-high average of 19.5 points to go along with 4.8 rebounds, 4.5 assists and 1.47 steals ... he was also the only player in the NBA to average at least 17 points in under 32.0 minutes per game ... Ginobili is first Sixth Man Award winner to lead his team in scoring since Ricky Pierce averaged 23.0 points for the Milwaukee Bucks during the 1989-90 season.


2007-08 SPURS FINAL STATISTICS (56-26)

3-POINT											REBOUNDS										SCORING			
PLAYER	G	GS	MIN	FG	FGA	PCT	FG	FGA	PCT	FT	FTA	PCT	OFF	DEF	TOT	AST	PF	DO	STL	TO	BLK	PTS	AVG	
Ginobili	74	23	2292	453	984	.460	156	389	.401	380	442	.860	63	291	354	332	173	0	109	200	33	1442	19.5	
Duncan	78	78	2651	585	1178	.497	0	4.000	.338	463	.730	237	644	881	218	185	1	56	178	152	1508	19.3		
Parker	69	68	2312	515	1043	.494	17	66.258	248	347	.715	30	191	221	411	93	0	55	164	8	1295	18.8		
Finley	82	61	2204	315	761	.414	132	357	.370	64	80	800	27	227	254	114	93	0	29	56	10	826	10.1	
Barry	31	1	554	77	160	.481	48	112	.429	19	20	.950	12	43	55	54	43	0	17	18	3	221	7.1	
Thomas (TOT)	70	48	1584	195	396	.492	0	1.000	53	80	.663	130	377	507	67	188	2	56	46	57	443	6.3		
Thomas (SA)	28	9	524	56	125	.448	0	1.000	14	24	.583	36	102	138	14	57	0	21	18	14	126	4.5		
Bowen	81	81	2448	174	428	.407	90	215	.419	45	69	.652	33	201	234	91	177	0	54	46	22	483	6.0	
Udoka	73	0	1316	159	375	.424	61	165	.370	44	58	.759	36	192	228	63	127	1	56	58	17	423	5.8	
Stoudamire (TOT)	60	33	1037	120	337	.356	50	149	.336	27	34	.794	20	98	118	165	76	0	30	80	2	317	5.3	
Stoudamire (SA)	31	4	413	43	143	.301	14	55	.255	6	8	.750	6	41	47	53	30	0	11	30	2	106	3.4	
Oberto	82	64	1651	180	296	.608	0	1.000	37	61	.607	153	277	430	95	203	3	37	51	20	397	4.8		
Bonner	68	3	853	121	291	.416	46	137	.336	38	44	.864	53	139	192	32	111	0	14	39	17	326	4.8	
Vaughn	74	9	1139	121	283	.428	3	10	.300	61	80	.763	13	61	74	159	97	0	23	54	1	306	4.1	
Elson	41	3	534	62	148	.419	0	0	---	20	24	.833	33	102	135	16	62	0	9	30	14	144	3.5	
Mahinmi	6	0	23	6	12	.500	0	0	---	9	9	1.000	0	5	5	0	5	1	0	2	4	21	3.5	
Johnson	5	0	28	7	14	.500	3	9	.333	0	2	.000	0	1	1	1	4	0	1	0	0	17	3.4	
Washington	18	0	146	21	48	.438	4	12	.333	7	13	.538	4	16	20	15	16	0	5	14	0	53	2.9	
Horry	45	5	583	38	119	.319	18	70	.257	18	28	.643	35	74	109	47	55	0	21	22	19	112	2.5	
Richardson	5	1	29	3	7	.429	2	5	.400	2	2	1.000	0	1	1	1	5	0	1	0	0	10	2.0	
Langford	2	0	10	1	4	.250	0	---	0	0	---	0	2	2	0	0	1	0	0	0	0	2	1.0	
Jones	3	0	20	1	4	.250	0	2.000	0	0	---	0	2	2	1	1	0	1	0	2	1	0	2	0.7
Williams	1	0	2	0	1	.000	0	0	---	0	0	---	0	0	0	0	0	0	0	0	1	0	0.0	
SPURS	82	-19730	2938	6424	.457	5941610	.369	1350	1774	.761	771	26123383	1718	1537	5	521	1035	337	7820	95.4				
OPPONENTS	82	-19730	2857	6431	.444	4201227	.342	1293	1710	.756	776	25273303	1490	1625	9	566	1058	361	7427	90.4				

56-26 (SECOND IN SOUTHWEST DIVISION)

DATE	OPPONENT	W-L	SCORE	REC.	ATT.	HI-SCORER	HI-REBOUNDER
OCTOBER RECORD:							
10-30	PORTLAND	W	106-97	1-0	18,797	24-Duncan	13-Duncan
10-31	@Memphis	W	104-101	2-0	17,538	30-Ginobili	11-Elson
NOVEMBER RECORD:							
12-3 (HOME: 8-0, ROAD: 4-3)							
11-2	SACRAMENTO	W	96-80	3-0	17,072	15-Duncan/Parker	10-Duncan/Oberto
11-6	@Houston	L	81-89	3-1	18,280	23-Ginobili	10-Duncan
11-7	MIAMI	W	88-78	4-1	17,503	25-Ginobili	14-Elson
11-9	@New Orleans	W	115-85	5-1	15,297	27-Parker	11-Duncan
11-11	MILWAUKEE	W	113-88	6-1	17,670	21-Ginobili	10-Duncan
11-13	LOS ANGELES	W	107-92	7-1	18,797	26-Parker	6-Elson/Oberto
11-15	@Dallas	L	92-105	7-2	20,468	25-Ginobili	9-Ginobili
11-16	HOUSTON	W	90-84	8-2	18,797	25-Duncan	13-Duncan
11-20	@Atlanta	W	95-83	9-2	17,025	31-Parker	10-Oberto
11-21	ORLANDO	W	128-110	10-2	18,797	32-Parker	16-Duncan
11-23	MEMPHIS	W	101-88	11-2	18,797	28-Duncan	9-Elson/Duncan
11-25	@Seattle	W	116-101	12-2	14,186	26-Duncan	9-Oberto
11-26	@Sacramento	L	98-112	12-3	12,587	15-Duncan	7-Parker
11-28	WASHINGTON	W	109-94	13-3	18,386	29-Parker	8-Parker
11-30	@Minnesota	W	106-91	14-3	16,297	31-Ginobili	14-Duncan
DECEMBER RECORD:							
7-5 (HOME: 7-2, ROAD: 0-3)							
12-2	PORTLAND	W	100-79	15-3	18,797	27-Parker	9-Oberto
12-5	DALLAS	W	97-95	16-3	18,797	37-Ginobili	8-Bowen/Finley
12-7	UTAH	W	104-98	17-3	18,797	37-Ginobili	11-Oberto
12-11	@Golden State	L	84-96	17-4	19,827	25-Bonner	17-Bonner
12-13	@L.A. Lakers	L	97-102	17-5	18,997	22-Bowen	16-Oberto
12-15	DENVER	W	102-91	18-5	18,797	21- Finley/Oberto	13-Oberto
12-17	PHOENIX	L	95-100	18-6	18,797	36-Duncan	17-Duncan
12-19	@Memphis	L	85-88	18-7	13,260	20-Ginobili	14-Duncan
12-22	L.A. CLIPPERS	W	99-90	19-7	18,797	34-Duncan	18-Duncan
12-26	CHICAGO	W	94-79	20-7	18,797	28-Parker	11-Duncan
12-28	TORONTO	L	73-83	20-8	18,797	20-Finley	12-Duncan
12-30	MEMPHIS	W	111-87	21-8	18,797	24-Duncan/Parker	17-Duncan
JANUARY RECORD:							
8-8 (HOME: 4-3, ROAD: 4-5)							
1-3	@Denver	L	77-80	21-9	19,155	20-Duncan/Parker	14-Duncan
1-4	NEW YORK	W	97-93	22-9	18,797	15-Bowen	9-Duncan
1-6	@L.A. Clippers	W	88-82	23-9	16,623	26-Parker	17-Duncan
1-7	@Golden State	L	121-130(OT)	23-10	19,107	32-Duncan	13-Duncan
1-10	DETROIT	L	80-90	23-11	18,797	24-Duncan	15-Duncan
1-12	MINNESOTA	W	105-88	24-11	18,797	22-Ginobili	9-Duncan
1-14	PHILADELPHIA	W	89-82	25-11	17,609	20-Ginobili	16-Duncan
1-17	CLEVELAND	L	89-92	25-12	18,482	31-Ginobili	11-Duncan
1-19	@Houston	L	81-83	25-13	18,353	24-Duncan	17-Duncan
1-21	@Charlotte	W	95-86	26-13	17,124	19-Duncan	10-Duncan
1-23	L.A. LAKERS	W	103-91	27-13	18,797	28-Duncan	17-Duncan
1-24	@Miami	W	90-89	28-13	19,600	30-Duncan	11-Duncan/Ginobili
1-26	NEW ORLEANS	L	78-102	28-14	18,797	17-Duncan/Parker	8-Duncan
1-28	@Utah	L	91-97	28-15	19,911	29-Ginobili	11-Duncan
1-29	@Seattle	L	85-88	28-16	13,295	29-Ginobili	12-Duncan
1-31	@Phoenix	W	84-81	29-16	18,422	19-Ginobili	17-Duncan
FEBRUARY RECORD:							
10-1 (HOME: 4-0, ROAD: 6-1)							
2/5	@Indiana	W	116-89	30-16	11,288	19-Duncan	15-Duncan
2/6	@Washington	W	85-77	31-16	20,173	23-Duncan	11-Oberto
2/8	@New York	W	99-93(OT)	32-16	19,763	21-Duncan	14-Duncan
2/10	@Boston	L	90-98	32-17	18,624	22-Duncan	14-Duncan
2/11	@Toronto	W	93-88	33-17	19,800	34-Ginobili	10-Duncan
2/13	@Cleveland	W	112-105	34-17	20,562	46-Ginobili	15-Ginobili
2/19	CHARLOTTE	W	85-65	35-17	18,383	18-Ginobili	15-Duncan
2/21	@Minnesota	W	100-99	36-17	13,920	44-Ginobili	14-Duncan
2/23	NEW ORLEANS	W	98-89	37-17	18,797	30-Ginobili	11-Duncan
2/25	ATLANTA	W	89-74	38-17	18,113	23-Duncan	10-Duncan
2/28	DALLAS	W	97-94	39-17	18,797	31-Duncan	15-Duncan
MARCH RECORD:							
12-6 (HOME: 7-1, ROAD: 5-5)							
3/1	@Milwaukee	W	96-94	40-17	16,974	30-Ginobili	8-Oberto
3/2	@New Jersey	W	93-83	41-17	18,594	25-Parker	14-Duncan
3/4	NEW JERSEY	W	81-70	42-17	17,486	29-Duncan	12-Duncan
3/6	INDIANA	W	108-97	43-17	17,738	28-Ginobili	12-Duncan
3/7	@Denver	L	96-109	43-18	19,821	24-Ginobili	9-Duncan
3/9	@Phoenix	W	87-84	44-19	18,422	22-Ginobili	10-Duncan
3/10	DENVER	W	107-103	44-19	18,797	23-Duncan	18-Duncan
3/12	@New Orleans	L	75-100	44-20	16,319	24-Duncan/Parker	11-Duncan
3/14	@Detroit	L	80-84	44-21	22,076	26-Parker	10-Duncan
3/15	@Philadelphia	L	96-103	44-22	19,942	27-Parker	7-Ginobili
3/17	BOSTON	L	91-93	44-23	18,797	32-Ginobili	8-Duncan
3/20	@Chicago	W	102-80	45-23	22,353	23-Parker	10-Duncan
3/21	SACRAMENTO	W	102-89	46-23	18,797	21-Duncan	13-Duncan
3/23	@Dallas	W	88-81	47-23	20,411	26-Ginobili	13-Duncan
3/25	@Orlando	W	107-97	48-23	17,519	28-Ginobili	15-Duncan
3/26	L.A. CLIPPERS	W	97-88	49-23	18,797	26-Duncan	12-Duncan
3/28	MINNESOTA	W	99-84	50-23	18,787	26-Ginobili	14-Duncan
3/30	HOUSTON	W	109-88	51-23	18,797	22-Finley/Parker	7-Thomas
APRIL RECORD:							
5-3 (HOME: 3-1, ROAD: 2-2)							
4/1	GOLDEN STATE	W	116-92	52-23	18,797	26-Parker	12-Duncan
4/4	@Utah	L	64-90	52-24	19,911	17-Parker	10-Duncan
4/6	@Portland	W	72-65	53-24	19,980	27-Duncan	13-Thomas
4/9	PHOENIX	L	79-96	53-25	18,797	23-Duncan	10-Duncan
4/11	SEATTLE	W	95-74	54-25	18,797	20-Parker	10-Oberto/Bonner
4/13	@L.A. Lakers	L	85-106	54-26	18,997	20-Parker	12-Duncan
4/14	@Sacramento	W	101-98	55-26	15,334	32-Parker	8-Oberto
4/16	UTAH	W	109-80	56-26	18,797	24-Parker	11-Duncan

2008-09 RECAP



Roger Mason Jr.

RECORD

54-28 (28-13 home: 26-15 road)
First in Southwest Division

HONORS

Tim Duncan, All-NBA Second Team
Tim Duncan, All-Defensive Second Team
Tim Duncan, NBA All-Star
Tony Parker, All-NBA Third Team
Tony Parker, NBA All-Star

PLAYOFFS

Lost to Dallas, First Round, 4-1

SPURS LEADERS

Scoring: Tony Parker 22.0 ppg
Rebounding: Tim Duncan 10.7 rpg
Assists: Tony Parker 6.9 apg

Head Coach: Gregg Popovich
Assistants: Mike Budenholzer, Don Newman,
Brett Brown, Chip Engelland,
Chad Forcier

2008-09 SEASON NOTES

- With a 99-89 victory at Oklahoma City on 4/7/09, the Spurs became just the third team in NBA history to record 50-plus wins in 10 straight seasons ... Boston and the Los Angeles Lakers are the only other franchises to record such a streak.
- On 3/16/09 at Oklahoma City, Gregg Popovich became just the 24th head coach in NBA history to have coached in 1,000 games ... he is the third winningest coach at the 1,000 game mark after only Phil Jackson and Pat Riley.
- Tony Parker became the first player in Spurs history to record back-to-back 30+ points and 10+ assists games when he did it in back-to-back games vs. Golden State and at Atlanta ... he recorded 30 points and 10 assists vs. Golden State on 3/24 and posted 42 points and 10 assists at Atlanta on 3/25.
- Tony Parker finished with 55 points at Minnesota on 11/5/08 adding his name to the Spurs record books ... Parker tied George Gervin for third place among all-time single game scoring totals while surpassing Terry Cummings (52) and Larry Kenon (51) ... he became just the sixth Spur to score 50-or-more in a game ... it was the first 50-plus point game for the Silver and Black since Tim Duncan had 53 points on 12/26/01 at home vs. Dallas.
- Tim Duncan was named to the All-NBA Second Team and the All-Defensive Second Team ... he became the only player in NBA history to earn both All-NBA and All-Defensive honors in each of his first 12 seasons.


2008-09 SPURS FINAL STATISTICS (54-28)

				3-POINT						REBOUNDS									SCORING				
PLAYER	G	GS	MIN	FG	FGA	PCT	FG	FGA	PCT	FT	FTA	PCT	OFF	DEF	TOT	AST	PF	DQ	STL	TO	BLK	PTS	AVG
Parker	72	71	2456	639	1263	.506	19	65	.292	284	363	.782	27	196	223	496	110	0	67	186	4	1581	22.0
Duncan	75	75	2523	558	1107	.504	0	2	.000	334	483	.692	201	599	800	264	173	2	38	165	126	1450	19.3
Ginobili	44	7	1181	223	491	.454	69	209	.330	168	190	.884	24	174	198	157	90	0	64	88	16	683	15.5
Gooden (TOT)	51	28	1264	237	506	.468	0	4	.000	131	156	.840	113	249	362	48	144	2	30	76	18	605	11.9
Gooden (SA)	19	1	320	71	145	.490	0	1	.000	45	57	.789	28	55	83	3	39	0	4	16	4	187	9.8
Mason	82	71	2496	349	822	.425	166	394	.421	105	118	.890	16	235	251	173	160	0	40	100	12	969	11.8
Finley	81	77	2336	301	689	.437	131	319	.411	51	62	.823	26	244	270	114	82	0	37	61	17	784	9.7
Bonner	81	67	1928	266	536	.496	118	268	.440	17	23	.739	97	289	386	82	190	1	47	37	26	667	8.2
Hill	77	7	1270	150	372	.403	24	73	.329	114	146	.781	30	128	158	136	150	0	45	74	21	438	5.7
Mensah-Bonsu	3	0	20	5	7	.714	0	0	—	5	7	.714	5	5	10	0	6	0	1	2	1	15	5.0
Thomas	79	10	1404	153	304	.503	0	2	.000	37	45	.822	134	271	405	66	170	0	34	42	58	343	4.3
Farmer	3	0	54	4	14	.286	3	12	.250	2	2	1.000	0	6	6	2	6	0	0	4	0	13	4.3
Udoka	67	3	1035	110	287	.383	41	125	.328	28	46	.609	28	159	187	54	86	0	36	38	12	289	4.3
Hairston	15	0	155	24	49	.490	0	1	.000	2	7	.286	11	17	28	13	19	0	6	12	7	50	3.3
Croshere (TOT)	14	0	100	14	39	.359	5	15	.333	7	12	.583	11	23	34	9	5	0	1	6	1	40	2.9
Croshere (SA)	3	0	23	2	9	.222	0	4	.000	0	1	.000	4	6	10	3	1	0	0	2	0	4	1.3
Tolliver	19	0	208	19	65	.292	9	41	.220	5	10	.500	12	29	41	17	16	0	5	7	1	52	2.7
Bowen	80	10	1508	79	187	.422	42	98	.429	14	26	.538	16	129	145	40	123	1	36	25	13	214	2.7
Ahearn	3	0	19	2	6	.333	2	4	.500	2	2	1.000	0	1	1	2	3	0	1	1	0	8	2.7
Oberto	54	11	677	61	104	.587	0	1	.000	20	35	.571	65	77	142	59	95	1	7	38	11	142	2.6
Vaughn	30	0	292	24	75	.320	1	11	.000	16	18	.889	4	18	22	55	26	0	6	15	0	65	2.2
Williams	2	0	3	2	2	1.000	0	0	—	0	0	—	0	0	0	0	1	0	0	0	0	4	2.0
SPURS	82	—	19905	3042	6534	.466	625	1620	.386	1249	1641	.761	728	2638	3366	1736	1546	5	474	913	329	7958	97.0
OPPONENTS	82	—	19905	2973	6568	.453	447	1180	.379	1257	1635	.769	745	2570	3315	1481	1511	8	531	961	352	7650	93.3

54-28 (FIRST IN SOUTHWEST DIVISION)

DATE	OPPONENT	W-L	SCORE	REC.	ATT.	HI-SCORER	HI-REBOUNDER
OCTOBER RECORD:		0-2 (HOME: 0-1, ROAD: 0-1)					
10/29	PHOENIX	L	96-103	0-1	18,797	32-Parker/Duncan	7-Thomas/Bonner
10/31	@ Portland	L	99-100	0-2	20,516	27-Duncan	10-Duncan
NOVEMBER RECORD:		9-5 (HOME: 5-3, ROAD: 4-2)					
11/4	DALLAS	L	81-98	0-3	17,398	22-Parker	15-Duncan
11/5	@ Minnesota	W	129-125(2OT)	1-3	11,112	55-Parker	16-Duncan
11/7	MIAMI	L	83-99	1-4	17,387	22-Duncan	11-Duncan
11/11	NEW YORK	W	92-80	2-4	16,569	23-Duncan	9-Duncan/Oberto
11/12	@ Milwaukee	L	78-82	2-5	14,036	24-Duncan	6-Tolliver
11/14	HOUSTON	W	77-75	3-5	18,797	22-Duncan	9-Mason
11/16	@ Sacramento	W	90-88	4-5	11,699	21-Finley	10-Duncan
11/17	@ L.A. Clippers	W	86-83	5-5	14,962	21-Mason	15-Duncan
11/19	DENVER	W	81-91	5-6	16,559	20-Hill	11-Duncan
11/21	UTAH	W	119-94	6-6	17,354	29-Mason	7-Duncan
11/24	@ Memphis	W	94-81	7-6	12,053	20-Hill	11-Duncan
11/26	CHICAGO	W	98-88	8-6	17,837	21-Duncan	11-Hill
11/28	MEMPHIS	W	100-98	9-6	17,074	20-Mason	12-Duncan
11/29	@ Houston	L	84-103	9-7	18,282	17-Duncan/Bonner	9-Duncan
DECEMBER RECORD:		11-4 (HOME: 7-2, ROAD: 4-2)					
12/2	DETROIT	L	77-89	9-8	17,582	23-Duncan	13-Duncan
12/4	@ Denver	W	108-91	10-8	15,866	22-Parker	12-Duncan
12/6	GOLDEN STATE	W	123-88	11-8	17,740	20-Duncan	13-Duncan
12/9	@ Dallas	W	133-125(2OT)	12-8	19,937	32-Duncan	14-Duncan
12/10	ATLANTA	W	95-89	13-8	18,161	27-Ginobili	13-Bonner
12/12	@ Minnesota	W	98-86	14-8	15,366	17-Duncan/Parker	13-Duncan
12/14	OKLAHOMA CITY	W	109-104	15-8	17,419	22-Parker	12-Duncan
12/17	@ New Orleans	L	83-90	15-9	15,593	20-Parker	11-Duncan
12/18	@ Orlando	L	78-90	15-10	17,461	19-Duncan	9-Duncan
12/20	TORONTO	W	107-97	16-10	17,227	24-Parker	12-Thomas
12/22	SACRAMENTO	W	101-85	17-10	18,372	18-Parker	7-Thomas
12/23	MINNESOTA	W	99-93	18-10	17,996	36-Parker	12-Duncan
12/25	@ Phoenix	W	91-90	19-10	18,422	27-Parker	17-Duncan
12/27	MEMPHIS	W	106-103 (2OT)	20-10	18,797	32-Parker	6-Finley/Bowen
12/30	MILWAUKEE	L	98-100	20-11	18,797	22-Duncan	6-Duncan
JANUARY RECORD:		12-3 (HOME: 6-1, ROAD: 6-2)					
1/2	@ Memphis	W	91-80	21-11	12,597	20-Duncan	10-Duncan
1/3	PHILADELPHIA	W	108-106	22-11	18,797	26-Duncan	12-Duncan
1/5	@ Miami	W	91-84	23-11	19,600	19-Duncan	9-Duncan
1/8	L.A. CLIPPERS	W	106-84	24-11	17,873	19-Duncan	9-Thomas
1/11	ORLANDO	L	98-105	24-12	18,216	31-Parker	10-Duncan
1/14	L.A. LAKERS	W	112-111	25-12	18,797	27-Ginobili	10-Duncan
1/16	@ Philadelphia	L	87-109	25-13	18,739	20-Duncan	12-Duncan
1/17	@ Chicago	W	92-87	26-13	22,100	21-Ginobili	14-Duncan
1/19	@ Charlotte	W	86-84	27-13	16,160	17-Duncan	11-Duncan
1/20	INDIANA	W	99-81	28-13	18,181	27-Duncan	10-Duncan
1/23	NEW JERSEY	W	94-91	29-13	18,797	30-Duncan	15-Duncan
1/25	@ L.A. Lakers	L	85-99	29-14	18,997	19-Parker	8-Duncan/Ginobili
1/27	@ Utah	W	106-100	30-14	19,911	24-Duncan/Parker	9-Duncan/Ginobili
1/29	@ Phoenix	W	114-104	31-14	18,422	30-Ginobili	15-Duncan
1/31	New Orleans	W	106-93	32-14	18,797	25-Parker	8-Duncan
FEBRUARY RECORD:		7-4 (HOME: 2-1, ROAD: 5-3)					
2/2	@ Golden State	W	110-105(OT)	33-14	18,205	32-Duncan/Ginobili	15-Duncan/Thomas
2/3	@ Denver	L	96-104	33-15	18,536	26-Mason	8-Bonner
2/8	@ Boston	W	105-99	34-15	18,624	23-Duncan/Bonner	13-Duncan
2/10	@ New Jersey	W	108-93	35-15	13,301	27-Duncan	9-Duncan
2/11	@ Toronto	L	89-91	35-16	18,909	32-Ginobili	13-Duncan
2/17	@ New York	L	107-112(OT)	35-17	19,763	26-Duncan	15-Duncan
2/19	@ Detroit	W	83-79	36-17	22,076	19-Parker	18-Duncan
2/21	@ Washington	W	96-67	37-17	20,173	25-Mason	11-Duncan
2/24	DALLAS	W	93-76	38-17	18,797	37-Parker	15-Thomas
2/25	PORTLAND	W	99-84	39-17	18,672	39-Parker	10-Thomas
2/27	CLEVELAND	L	86-97	39-18	18,797	11-4 tied	7-Finley
MARCH RECORD:		9-8 (HOME: 6-4, ROAD: 3-4)					
3/1	@ Portland	L	84-102	39-19	20,627	15-Parker	6-Oberto
3/2	@ L.A. Clippers	W	106-78	40-19	17,649	26-Parker	12-Duncan
3/4	@ Dallas	L	102-107	40-20	20,316	37-Parker	12-Duncan
3/6	WASHINGTON	W	100-78	41-20	18,440	19-Parker	7-Thomas
3/8	PHOENIX	W	103-96	42-20	18,797	30-Parker	15-Duncan
3/10	CHARLOTTE	W	100-86	43-20	18,254	21-Mason/Parker	11-Duncan
3/12	L.A. LAKERS	L	95-102	43-21	18,797	25-Finley/Parker	11-Duncan
3/14	@ Houston	W	88-85	44-21	18,300	28-Parker	12-Duncan
3/16	@ Oklahoma City	L	76-78	44-22	19,136	28-Parker	12-Duncan
3/17	MINNESOTA	W	93-86	45-22	18,797	24-Parker	10-Thomas
3/20	BOSTON	L	77-80	45-23	18,797	25-Parker	9-Duncan
3/22	HOUSTON	L	85-87	45-24	18,797	23-Duncan	9-Thomas
3/24	GOLDEN STATE	W	107-106	46-24	18,797	30-Parker	10-Duncan
3/25	@ Atlanta	W	102-92	47-24	18,529	42-Parker	8-Thomas
3/27	L.A. CLIPPERS	W	111-98	48-24	18,797	18-Parker	8-Mason
3/29	@ New Orleans	L	86-90	48-25	18,204	20-Parker	15-Duncan
3/31	OKLAHOMA CITY	L	95-96	48-26	18,797	21-Duncan	12-Duncan
APRIL RECORD:		6-2 (HOME: 2-1, ROAD: 4-1)					
4/3	@ Indiana	W	126-121	49-26	16,414	31-Parker	11-Duncan
4/5	@ Cleveland	L	81-101	49-27	20,562	24-Parker	9-Thomas
4/7	@ Oklahoma City	W	99-89	50-27	19,136	25-Duncan	15-Duncan
4/8	PORTLAND	L	83-95	50-28	18,797	18-Mason	5-3 Tied
4/10	UTAH	W	105-98	51-28	18,797	31-Parker	9-Duncan
4/12	@ Sacramento	W	95-92	52-28	13,330	25-Parker	13-Thomas
4/13	@ Golden State	W	101-72	53-28	19,596	20-Gooden	15-Gooden
4/15	NEW ORLEANS	W	105-98(OT)	54-28	18,797	29-Parker	19-Duncan

2009-10 RECAP



George Hill

RECORD:

50-32 Second in Southwest Division

HONORS:

Tim Duncan, All-NBA Third Team
Tim Duncan, All-Defensive Second Team
Tim Duncan, NBA All-Star
DeJuan Blair, NBA All-Rookie Second Team

PLAYOFFS:

Defeated Dallas, First Round, 4-2
Lost to Phoenix, Western Conference Semifinals, 0-4

SPURS LEADERS:

Scoring: Tim Duncan 17.9 ppq
Rebounding: Tim Duncan 10.1 rpg
Assists: Tony Parker 5.7 apq

Head Coach: Gregg Popovich
Assistant Coaches: Mike Budenholzer, Don Newman,
Brett Brown, Chip Engelland, Chad Forcier

2009-10 SEASON NOTES

- With a 133-111 victory vs. Minnesota on 4/12/10, the Spurs became just the second team in NBA history to record 50-plus wins in 11 straight seasons ... the Los Angeles Lakers totaled 50-plus wins in 12 consecutive seasons from 1979-80 to 1999-2000.
- San Antonio boasted one of the best benches in the NBA during the 2009-10 season and finished the year leading the NBA in multiple bench categories ... the Spurs reserves led the league in bench scoring (39.3 ppq), rebounding (17.2 rpg) and assists (8.7 apq).
- Tim Duncan became the second Spurs and just the 11th player in NBA history to score 20,000 points with one team when he sank a free throw vs. Houston on 1/22 ... Duncan joined David Robinson as the only two Spurs in franchise history to score 20,000-plus points while wearing the Silver and Black.
- DeJuan Blair's 28 point, 21 rebound game at Oklahoma City on 1/13 was the first time in over 11 years that an NBA rookie recorded a 20/20 game ... Tim Duncan was the last rookie to record a 20/20 game vs. Phoenix on 3/22/98 ... Blair became the first rookie non-first round draft pick since 1981 to record a 20/20 game ... in the final game of the 2009-10 season, Blair's 27 points, 23 rebound performance at Dallas on 4/14 became the first time since Joe Smith that a rookie posted two 20 point, 20 rebounds game in a season. Smith had two 20/20 games in rookie season with Golden State in 1995-96.


2009-10 SPURS FINAL STATISTICS (50-32)

PLAYER	G	GS	MIN	3-POINT									REBOUNDS								SCORING		
				FG	FGA	PCT	FG	FGA	PCT	FT	FTA	PCT	OFF	DEF	TOT	AST	PF	DO	STL	TO	BLK	PTS	AVG
Duncan	78	77	2438	561	1082	.518	2	11	.182	271	374	.725	221	567	788	246	152	1	45	140	117	1395	17.9
Ginobili	75	21	2150	398	903	.441	132	350	.377	309	355	.870	68	216	284	370	154	0	103	154	24	1237	16.5
Parker	56	50	1728	349	716	.487	10	34	.294	186	246	.756	7	128	135	317	96	0	29	149	8	894	16.0
Hill	78	43	2276	353	738	.478	75	188	.399	183	237	.772	42	163	205	226	222	4	69	101	26	964	12.4
Jefferson	81	70	2520	362	775	.467	59	187	.316	211	287	.735	58	298	356	158	178	0	45	105	40	994	12.3
Blair	82	23	1494	275	495	.556	0	2	.000	88	161	.547	200	326	526	65	224	2	50	112	39	638	7.8
Gee (TOT)	11	2	182	28	59	.475	7	9	.778	18	29	.621	15	18	33	7	13	0	7	10	1	81	7.4
Bonner	65	8	1161	166	372	.446	90	231	.390	35	48	.729	52	162	214	68	109	1	30	39	24	457	7.0
Mason	79	5	1515	193	496	.389	88	264	.333	27	34	.794	11	151	162	137	99	0	30	59	14	501	6.3
McDyess	77	50	1617	205	428	.479	0	2	.000	36	57	.632	149	306	455	83	147	0	43	79	32	446	5.8
Temple (TOT)	27	4	334	44	101	.436	13	37	.351	35	50	.700	6	25	31	21	42	1	13	27	6	136	5.0
Temple (SA)	13	4	193	28	64	.438	10	23	.435	14	21	.667	3	11	14	12	25	1	8	11	2	80	6.2
Bogans	79	50	1559	120	298	.403	70	196	.357	37	50	.740	25	151	176	95	156	1	45	53	12	347	4.4
Mahinmi	26	0	165	35	55	.636	0	0	---	31	47	.660	13	39	52	2	32	1	3	15	8	101	3.9
Finley	25	6	395	37	97	.381	13	41	.317	6	9	.667	5	33	38	19	12	0	6	13	4	93	3.7
Haislip	10	0	44	10	21	.476	3	5	.600	2	5	.400	4	6	10	0	5	0	0	3	2	25	2.5
Jackson	3	0	25	2	7	.286	0	2	.000	3	4	.750	1	3	4	6	2	0	3	2	2	7	2.3
Hairston	47	0	317	40	76	.526	2	11	.182	17	30	.567	13	36	49	16	29	0	4	11	9	99	2.1
Ratliff	21	3	183	16	36	.444	0	0	---	2	4	.500	15	25	40	9	27	0	3	16	18	34	1.6
SPURS	82	-	19780	3150	6659	.473	554	1547	.358	1458	1969	.740	887	2621	3508	1829	1669	11	516	1116	381	8312	101.4
OPPONENTS	82	-	19780	3025	6691	.452	412	1200	.343	1433	1896	.756	814	2427	3241	1576	1672	8	567	1032	417	7895	96.3

50-32 (SECOND IN SOUTHWEST DIVISION)

DATE	OPPONENT	W-L	SCORE	REC.	ATT.	HI-SCORER	HI-REBOUNDER
OCTOBER RECORD: 2-1 (HOME: 2-0, ROAD: 0-1)							
10/28	NEW ORLEANS	W	113-96	1-0	18,581	17-Parker	12-Duncan
10/29	@ Chicago	L	85-92	1-1	21,412	28-Duncan	16-Duncan
10/31	SACRAMENTO	W	113-94	2-1	16,966	24-Parker	10-Duncan/Blair
NOVEMBER RECORD: 7-5 (HOME: 6-2, ROAD: 1-3)							
11/5	@ Utah	L	99-113	2-2	19,797	21-Parker	13-Duncan
11/6	@ Utah	L	84-96	2-3	20,498	19-Jefferson	8-Duncan
11/9	TORONTO	W	131-124	3-3	17,714	36-Ginobili	10-McDyess
11/11	DALLAS	W	92-83	4-3	18,581	29-Jefferson	9-Bonner/McDyess
11/14	OKLAHOMA CITY	L	98-101	4-4	17,947	22-Duncan	10-Duncan
11/18	@ Dallas	L	94-99 (OT)	4-5	20,110	22-Duncan	14-Duncan
11/19	UTAH	L	83-90	4-6	17,519	21-Parker	9-Duncan
11/21	WASHINGTON	W	106-84	5-6	16,888	17-Parker	11-Ratliff
11/23	MILWAUKEE	W	112-98	6-6	17,677	24-Duncan	12-Duncan
11/25	GOLDEN STATE	W	118-104	7-6	17,606	32-Parker	10-Duncan
11/27	@ Houston	W	92-84	8-6	18,164	21-Duncan	14-McDyess
11/29	PHILADELPHIA	W	98-89	9-6	17,161	22-Duncan	10-Blair
DECEMBER RECORD: 10-5 (HOME: 6-3, ROAD: 4-2)							
12/3	BOSTON	L	83-90	9-7	18,561	18-Blair	15-Duncan
12/5	DENVER	L	99-106	9-8	17,592	27-Parker	7-Bonner
12/7	@ Utah	L	101-104	9-9	17,565	28-Bonner	11-Duncan
12/9	SACRAMENTO	W	118-106	10-9	17,353	23-Jefferson	9-McDyess
12/11	CHARLOTTE	W	104-85	11-9	17,508	22-Ginobili	9-Duncan
12/13	@ L.A. Clippers	W	115-90	12-9	16,464	21-Duncan	9-Blair
12/15	@ Phoenix	L	104-116	12-10	17,964	34-Duncan	14-Duncan
12/16	@ Golden State	W	103-93	13-10	17,857	27-Duncan	15-Duncan
12/19	INDIANA	W	100-99	14-10	17,075	19-Duncan	16-Duncan
12/21	L.A. CLIPPERS	W	103-87	15-10	14,451	19-Parker	7-Ratliff
12/23	PORTLAND	L	94-98	15-11	18,581	24-Duncan	11-Duncan
12/26	@ Milwaukee	W	112-97	16-11	14,864	26-Duncan	11-Blair
12/27	@ New York	W	95-88	17-11	19,763	22-Parker	10-Blair
12/29	Minnesota	W	117-99	18-11	15,581	24-Jefferson	10-Duncan
12/31	Miami	W	108-78	19-11	18,581	23-Duncan	10-Duncan
JANUARY RECORD: 8-8 (HOME: 5-5, ROAD: 3-3)							
1/2	@ Washington	W	97-86	20-11	19,025	23-Duncan	7-Duncan
1/3	@ Toronto	L	86-91	20-12	18,323	23-Parker	12-Duncan
1/6	DETROIT	W	112-92	21-12	17,337	23-Parker	8-Blair
1/8	DALLAS	L	103-112	21-13	18,581	31-Duncan	12-Duncan
1/10	NEW JERSEY	W	97-85	22-13	18,047	23-Ginobili	17-Duncan
1/12	L.A. LAKERS	W	105-85	23-13	18,581	25-Duncan	13-Duncan
1/13	@ Oklahoma City	W	109-108 (OT)	24-13	17,886	28-Parker	10-Blair
1/15	@ Charlotte	L	76-92	24-14	15,742	11-4 tied with	16-Blair
1/16	@ Memphis	L	86-92	24-15	14,116	23-Duncan	8-Duncan/Blair
1/18	@ New Orleans	W	97-90	25-15	16,549	25-Parker	14-Duncan
1/20	UTAH	L	98-105	25-16	17,584	22-Ginobili	11-Blair
1/22	HOUSTON	L	109-116	25-17	18,581	25-Duncan	14-Duncan
1/25	CHICAGO	L	93-98	25-18	18,581	20-Parker	11-Blair
1/27	ATLANTA	W	105-90	26-18	18,258	21-Duncan	27-Duncan
1/29	MEMPHIS	W	104-97	27-18	18,088	19-Duncan	10-Blair
1/31	DENVER	L	89-103	27-19	17,607	17-Hill	10-Duncan
FEBRUARY RECORD: 6-5 (HOME: 2-0, ROAD: 4-5)							
2/3	@ Sacramento	W	115-113	28-19	12,934	23-Hill	13-Duncan
2/4	@ Portland	L	93-96	28-20	20,572	21-Ginobili	12-Duncan
2/6	@ L.A. Clippers	W	98-81	29-20	18,258	22-Hill	10-McDyess
2/8	@ L.A. Lakers	L	89-101	29-21	18,997	21-Ginobili	15-Duncan
2/11	@ Denver	W	111-92	30-21	18,611	17-Hill/Blair	9-Blair
2/17	@ Indiana	W	90-87	31-21	14,947	28-Parker	26-Duncan
2/19	@ Philadelphia	L	94-106	31-22	16,376	24-Ginobili	9-Duncan
2/21	@ Detroit	L	101-109 (OT)	31-23	20,153	29-Duncan	10-Duncan
2/24	OKLAHOMA CITY	W	95-87	32-23	18,400	26-Ginobili	15-Duncan
2/26	@ Houston	L	104-109	32-24	18,195	26-Hill	10-Ginobili
2/28	PHOENIX	W	113-110	33-24	18,581	21-Duncan/Ginobili	10-Duncan
MARCH RECORD: 12-5 (HOME: 6-1, ROAD: 6-4)							
3/1	@ New Orleans	W	106-92	34-24	13,655	23-Hill	9-Duncan
3/5	NEW ORLEANS	W	102-92	35-24	18,581	20-Parker	12-Blair
3/6	@ Memphis	W	102-92	36-24	15,928	18-Jefferson	6-Jefferson
3/8	@ Cleveland	L	95-97	36-25	20,562	38-Jefferson	9-Jefferson
3/10	NEW YORK	W	97-83	37-25	18,278	28-Ginobili	12-McDyess
3/12	@ Minnesota	W	103-85	38-25	17,009	19-Hill/Jefferson	9-Jefferson
3/13	L.A. CLIPPERS	W	118-88	39-25	18,581	21-Bonner	9-Jefferson
3/16	@ Miami	W	88-76	40-25	18,925	21-Ginobili	11-Duncan
3/17	@ Orlando	L	84-110	40-26	17,461	20-Jefferson	7-McDyess
3/19	GOLDEN STATE	W	147-116	41-26	18,581	23-Ginobili	9-Blair
3/21	@ Atlanta	L	114-119 (OT)	41-27	18,729	38-Ginobili	13-Duncan
3/22	@ Oklahoma City	W	99-96	42-27	18,203	27-Hill	7-Duncan/McDyess
3/24	L.A. LAKERS	L	83-92	42-28	18,581	24-Ginobili	12-Duncan
3/26	CLEVELAND	W	102-97	43-28	18,581	30-Ginobili	9-Blair
3/28	@ Boston	W	94-73	44-28	18,624	28-Ginobili	11-Jefferson
3/29	@ New Jersey	L	84-90	44-29	13,053	19-Hill	12-Duncan
3/31	HOUSTON	W	119-102	45-29	18,581	30-Hill	10-Duncan
APRIL RECORD: 5-3 (HOME: 2-1, ROAD: 4-1)							
4/2	ORLANDO	W	119-102	46-29	18,581	43-Ginobili	8-Duncan
4/6	@ Sacramento	W	95-86	47-29	11,732	18-Jefferson	11-McDyess
4/7	@ Phoenix	L	101-112	47-30	18,422	18-Mason	8-Blair
4/9	MEMPHIS	L	99-107	47-31	18,581	26-Ginobili	10-Duncan
4/10	@ Denver	W	104-85	48-31	19,155	18-Duncan	1-Duncan
4/12	MINNESOTA	W	133-111	49-31	18,581	17-Bogans	7-Mahinmi
4/14	@ Dallas	L	89-96	W	20,405	27-Blair	23-Blair

2010-11 RECAP



Richard Jefferson

RECORD:

61-21 First in Southwest Division

HONORS:

Tim Duncan, NBA All-Star
Manu Ginobili, NBA All-Star
Manu Ginobili, All-NBA Third Team
Gary Neal, NBA All-Rookie First Team

PLAYOFFS:

Lost to Memphis, First Round, 2-4

SPURS LEADERS:

Scoring: Tony Parker 17.5 ppg
Rebounding: Tim Duncan 8.9 rpg
Assists: Tony Parker 6.6 apg

Head Coach: Gregg Popovich
Assistant Coaches: Mike Budenholzer, Don Newman,
Brett Brown, Chip Engelland, Chad Forcier

2010-11 SEASON NOTES

- The Spurs finished the season 61-21, which is the third-best record in franchise history. It trails the 2005-06 team, who finished a franchise-best 63-19, and the 1994-95 Spurs, who finished 62-20. The Spurs reached 20, 30, 40 and 50 wins faster than any previous team in franchise history.
- The Spurs won 22 games in a row at home from Dec. 3 vs. Minnesota through March 6 vs. L.A. Lakers. The streak marked the longest single-season home winning streak in franchise history, breaking the previous record of 20 games in the 1989-90 season from Nov. 11 to Feb. 6.
- The Spurs shot .397 from three-point range, which ranked first in the NBA and was the second-best percentage in franchise history. Matt Bonner led the NBA in three-point field goal percentage (.440, 135-307), Richard Jefferson finished the season ranked tied for fourth (.457, 105-230), and Gary Neal led all rookies in three-point shooting (.419, 419-308). Each shot over .400 from three-point territory with at least 150 attempts. This marked the third time in franchise history that the Spurs had three players in the same season shoot at least .400 from three-point range with at least 150 attempts.
- With a victory over Sacramento on April 6, Head Coach Gregg Popovich surpassed Red Auerbach to move into second place on the all-time wins with one team list. Popovich's 797 career wins, all with San Antonio, place him on a list that includes Red Auerbach, Jerry Sloan and Red Holzman.


2010-11 SPURS FINAL STATISTICS (61-21)

PLAYER	G	GS	MIN	FIELD GOALS		3-POINT FG		FREE THROWS		REBOUNDS		AST	PF	DO	STL	TO	BLK	PTS	AVG				
				FG	FGA	PCT	FG	FGA	PCT	FT	FTA									PCT	OFF	DEF	TOT
Parker	78	78	2528	555	1069	.519	25	70	.357	233	303	.769	30	208	238	513	135	0	90	200	3	1368	17.5
Ginobili	80	79	2426	441	1018	.433	154	441	.349	357	410	.871	42	253	295	393	163	0	123	174	28	1393	17.4
Duncan	76	76	2156	419	838	.500	0	4	.000	184	257	.716	169	509	678	203	119	0	50	122	146	1022	13.4
Hill	76	5	2148	287	633	.453	77	204	.377	233	270	.863	24	175	199	193	153	1	66	99	21	884	11.6
Jefferson	81	81	2459	304	642	.474	135	307	.440	148	195	.759	54	256	310	107	164	0	38	93	34	891	11.0
Neal	80	1	1685	285	632	.451	129	308	.419	84	104	.808	21	175	196	96	148	0	27	78	4	783	9.8
Blair	81	65	1734	292	583	.501	0	2	.000	90	137	.657	215	350	565	77	213	0	95	113	42	674	8.3
Bonner	66	1	1432	172	371	.464	105	230	.457	32	43	.744	60	179	239	60	110	0	26	27	21	481	7.3
McDyess	73	16	1387	169	344	.491	0	1	.000	52	77	.675	122	273	395	84	163	1	36	72	39	390	5.3
Green	8	0	92	17	35	.486	7	19	.368	0	0	---	3	12	15	2	7	0	2	5	1	41	5.1
Splitter	60	6	738	101	191	.529	0	1	.000	76	140	.543	72	129	201	26	91	0	29	32	17	278	4.6
Anderson	26	2	286	31	81	.383	18	46	.391	14	18	.778	2	21	23	18	24	0	3	13	6	94	3.6
Novak (TOT)	30	0	215	35	67	.522	26	46	.565	8	8	1.000	4	24	28	3	14	0	1	4	5	104	3.5
Novak (SA)	23	0	197	31	59	.525	23	42	.548	8	8	1.000	4	19	23	3	11	0	1	4	5	93	4.0
Jeffers	1	0	8	1	3	.333	0	0	---	0	0	---	0	2	2	1	1	0	0	1	0	2	2.0
Quinn	41	0	292	33	91	.363	11	37	.297	4	8	.500	3	22	25	42	29	0	5	12	1	81	2.0
Owens	7	0	31	3	6	.500	1	3	.333	2	4	.500	0	4	4	1	4	0	2	0	0	9	1.3
Udoka	20	0	130	5	21	.238	0	8	.000	4	8	.500	5	14	19	13	14	0	8	5	1	14	0.7
Temple	3	0	21	1	5	.200	0	1	.000	0	2	.000	1	1	2	2	2	0	1	1	1	2	0.7
Gee	5	0	18	1	3	.333	0	0	---	0	0	---	2	1	3	0	3	0	0	3	2	2	0.4
Simmons	2	0	16	0	3	.000	0	3	.000	0	0	---	0	0	0	2	2	0	0	0	0	0	0.0
SPURS	82		-19780	3148	6628	.475	6851	1727	.397	1521	1984	.767	829	2603	3432	1836	1556	2	602	1101	372	8502	103.7
OPPONENTS	82		-19780	3127	6860	.456	4791	1305	.367	1301	1698	.766	884	2494	3378	1685	1701	12	567	1095	374	8034	98.0

61-21 (FIRST IN SOUTHWEST DIVISION)

Date	Opponent Result	Home	Road	Total	Scoring	Rebounds	Assists
OCTOBER RECORD: 1-1 (HOME: 1-1, ROAD: 0-0)							
10/27	INDIANA W122-109	1-0	0-0	1-0	Duncan-23	Duncan-12	Parker-9
10/30	NEW ORLEANS L 90-99	1-1	0-0	1-1	GINOBILI-23	McDyess-11	Hill-7
NOVEMBER RECORD: 14-1 (HOME: 6-1, ROAD: 8-0)							
11/1	@L.A. Clippers W 97-88	1-1	1-0	2-1	Parker-19	McDyess-10	Parker-9
11/3	@Phoenix W112-110	1-1	2-0	3-1	Jefferson-28	Duncan-17	Parker-6
11/6	HOUSTON W124-121(OT)	2-1	2-0	4-1	GINOBILI-26	Duncan-11	Parker-14
11/8	@Charlotte W 95-912-	3-0	5-1	8-1	Duncan-10	Parker-8	Parker-6
11/10	L.A. CLIPPERS W107-95	3-1	3-0	6-1	Jefferson/Ginobili-22	McDyess-9	Parker-6
11/13	PHILADELPHIA W116-93	4-1	3-0	7-1	Parker-24	Blair-12	Parker-7
11/14	@Oklahoma City W117-104	4-1	4-0	8-1	Parker-24	Blair-11	Hill-5
11/17	CHICAGO W103-94	5-1	4-0	9-1	Parker-21	Duncan-18	Parker-7
11/19	@Utah W 94-82	5-1	5-0	10-1	Parker-24	Duncan-14	Parker-7
11/20	CLEVELAND W116-92	6-1	5-0	11-1	Parker-19	Blair-9	Parker-9
11/22	ORLANDO W106-977-1	5-0	12-1	GINOBILI-25	Bonner-7	Parker-10	Parker-9
11/24	@Minnesota W113-109(OT)	7-1	6-0	13-1	GINOBILI-26	Duncan-13	GINOBILI/Parker-6
11/26	DALLAS L 94-103	7-2	6-0	13-2	Duncan-8	GINOBILI-Duncan-4	Parker-9
11/28	@New Orleans W109-95	7-2	7-0	14-2	GINOBILI-23	Duncan/Ginobili	Parker-9
11/30	@Golden State W118-98	7-2	8-0	15-2	McDyess-7	Duncan-18	Duncan-11
DECEMBER RECORD: 13-2 (HOME: 11-0, ROAD: 2-2)							
12/1	@L.A. Clippers L 85-90	7-2	8-1	15-3	Hill-17	Jefferson-9	GINOBILI-6
12/2	MINNESOTA W 107-101	8-2	8-1	16-3	Duncan-22	Duncan/Jefferson-10	Duncan/Parker-5
12/5	NEW ORLEANS W 109-84	9-2	8-1	17-3	Parker-19	Duncan-9	Parker-7
12/8	GOLDEN STATE W111-94	10-2	8-1	18-3	Parker-19	Blair-13	Parker-9
12/10	ATLANTA W 108-92	11-2	8-1	19-3	Jefferson/Ginobili-18	Blair-12	Parker-6
12/12	PORTLAND W 95-78	12-2	8-1	20-3	Hill-22	Duncan-13	Parker-6
12/15	MILWAUKEE W 92-90	13-2	8-1	21-3	GINOBILI-26	Duncan-11	Parker-8
12/16	@Denver W 113-112	13-2	9-1	22-3	Duncan-28	Duncan-16	Parker-9
12/18	MEMPHIS W112-106(OT)	14-2	9-1	23-3	Parker-37	Duncan-10	GINOBILI/Parker-9
12/20	PHOENIX W 118-110	15-2	9-1	24-3	Neal-22	Duncan-15	Duncan-6
12/22	DENVER W 109-103	16-2	9-1	25-3	GINOBILI/Neal-22	Duncan/Splitter-9	Parker-9
12/23	@Orlando L 101-123	16-2	9-2	25-4	Neal/Parker-16	Duncan/Bonner-6	GINOBILI-6
12/26	WASHINGTON W 94-80	17-2	9-2	26-4	Jefferson-6	Duncan/Jefferson-9	Parker-14
12/28	L.A. LAKERS W 97-82	18-2	9-2	27-4	GINOBILI-21	Blair-15	GINOBILI-6
12/30	@Dallas W 99-93	18-2	10-2	28-4	Parker-23	Duncan-11	Parker-5
JANUARY RECORD: 12-3 (HOME: 7-0, ROAD: 5-3)							
1/1	OKLAHOMA CITY W 105-74	7-0	10-2	29-4	Duncan-21	Duncan/Blair-9	Parker-10
1/4	@New York L 115-128	19-2	10-3	29-5	Parker-26	Blair-8	Parker-6
1/5	@Boston L 103-105	19-2	10-4	29-6	GINOBILI-24	GINOBILI-8	Parker-6
1/7	@Indiana W 90-87	19-2	11-4	30-6	GINOBILI-25	Duncan-15	GINOBILI/Hill-4
1/9	MINNESOTA W 94-91	20-2	11-4	31-6	GINOBILI-21	Bonner-9	GINOBILI-7
1/11	@Minnesota W 107-96	20-2	12-4	32-6	GINOBILI-19	GINOBILI-9	Parker-13
1/12	@Milwaukee W 91-84	20-2	13-4	33-6	GINOBILI-23	Duncan-8	Parker-9
1/14	DALLAS W 101-89	21-2	13-4	34-6	Blair/Parker-18	Blair-13	Parker-6
1/16	DENVER W 110-97	22-2	13-4	35-6	Parker-30	Duncan-16	Parker-7
1/19	TORONTO W 104-95	23-2	13-4	36-6	GINOBILI-23	Duncan-12	GINOBILI-7
1/21	NEW YORK W 101-92	24-2	13-4	37-6	Duncan/Parker-21	Duncan-16	Parker-13
1/22	@New Orleans L 72-96	24-2	13-5	37-7	Splitter-11	Blair/Splitter-6	GINOBILI-6
1/24	@Golden State W 113-102	24-2	14-5	38-7	GINOBILI-20	McDyess-10	Parker-11
1/26	@Utah W 112-105	24-2	15-5	39-7	GINOBILI-26	Blair-9	GINOBILI-7
1/29	HOUSTON W 108-95	25-2	15-5	40-7	GINOBILI-22	Blair-12	Hill/Parker-5
FEBRUARY RECORD: 9-3 (HOME: 3-0, ROAD: 6-3)							
2/1	@Portland L 86-99	25-2	15-6	40-8	GINOBILI-17	Blair-12	Parker-4
2/3	@L.A. Lakers W 99-88	25-2	16-6	41-8	Parker-21	Duncan/McDyess-8	GINOBILI-8
2/4	@Sacramento W 113-100	25-2	17-6	42-8	Parker-25	Blair-12	Parker-7
2/8	@Detroit W 100-89	25-2	18-6	43-8	Parker-19	Blair-12	Parker-7
2/9	@Toronto W 111-100	25-2	19-6	44-8	Blair-28	Blair-11	GINOBILI-9
2/11	@Philadelphia 71-77	25-2	19-7	44-9	Duncan-16	Blair-14	GINOBILI-6
2/12	@Washington W 118-94	25-2	20-7	45-9	Hill/Parker-18	Blair-12	Parker-8
2/14	@New Jersey W 102-85	25-2	21-7	46-9	GINOBILI-22	Duncan/Blair-11	Parker-7
2/17	@Chicago L 99-109	25-2	21-8	46-10	Parker-26	Duncan-9	Parker-4
2/23	OKLAHOMA CITY W 109-1052-2	21-8	47-10	47-10	Parker-20	Duncan-10	GINOBILI-9
2/25	NEW JERSEY W 106-96	27-2	21-8	48-10	Hill/Parker-7	Hill/Parker-7	Parker-10
2/27	MEMPHIS W 95-88	28-2	21-8	49-10	GINOBILI-35	McDyess/Duncan-8	GINOBILI-8
MARCH RECORD: 8-8 (HOME: 5-3, ROAD: 3-5)							
3/1	@Memphis L 93-109	28-2	21-4	49-11	Neal-14	Duncan-8	GINOBILI-7
3/2	@Cleveland W 109-99	28-2	22-9	50-11	Hill-22	Blair-10	Duncan/Ginobili-6
3/4	MIAMI W 125-95	29-2	22-9	51-11	GINOBILI-20	Duncan-14	Parker-8
3/6	L.A. LAKERS L 83-99	29-3	22-9	51-12	Neal-15	Blair-12	Neal-4
3/9	DETROIT W 111-104	30-3	22-9	52-12	Parker-23	Duncan-12	Parker-7
3/11	SACRAMENTO W 108-103	31-3	22-9	53-12	Parker-27	Duncan-10	GINOBILI/Casspi-7
3/12	@Houston W 115-107	31-3	23-9	54-12	Parker-21	McDyess-12	Parker-6
3/14	@Miami L 80-110	31-3	23-10	54-13	Parker-18	Duncan/Ginobili-6	GINOBILI/Parker-5
3/18	@Dallas W 97-91	31-3	24-10	55-13	Parker-33	Duncan-8	GINOBILI-5
3/19	CHARLOTTE W 109-98	32-3	24-10	56-13	Novak-19	Blair/Splitter-6	Hill/Parker-9
3/21	GOLDEN STATE W 111-96	33-3	24-10	57-13	GINOBILI-28	Splitter-14	Parker-15
3/23	@Denver L 112-115	33-3	24-11	57-14	Neal-25	McDyess-12	Parker-5
3/25	@Portland L 96-98	33-3	24-12	57-15	GINOBILI-21	McDyess-8	GINOBILI-7
3/27	@Memphis L 104-111	33-3	24-13	57-16	Hill-30	Blair-6	Parker-11
3/28	PORTLAND L 92-100	33-4	24-13	57-17	Hill-27	Splitter-9	Hill-6
3/31	BOSTON L 97-107	33-5	24-13	57-18	Parker-23	Duncan-13	Parker-8
APRIL RECORD: 2-1 (HOME: 1-0, ROAD: 1-1)							
4/1	@Houston L 114-119(OT)	33-5	24-14	57-19	Parker-31	Duncan-13	GINOBILI/Parker-6
4/3	PHOENIX W 114-97	34-5	24-14	58-19	Hill-29	Bonner-11	Parker-5
4/5	@Atlanta W 97-90	34-5	25-14	59-19	Parker-26	Duncan/McDyess	Parker/Ginobili-4
4/6	SACRAMENTO W 124-92	35-5	25-14	60-19	Bonner-6	Duncan/Blair-8	Parker-6
4/9	UTAH W 111-102	35-5	25-14	61-19	Jefferson-20	Splitter-6	Parker-7
4/12	@L.A. Lakers L 93-102	36-5	25-15	61-20	Neal-16	Blair-11	Quinn-9
4/13	@Phoenix L 103-106	36-5	25-16	61-21	Duncan-17	Duncan-12	Parker-7

2011-12 RECAP



KAWHI LEONARD

RECORD:

50-16, First in Southwest Division

PLAYOFFS:

Lost to Oklahoma City, Western Conference Finals, 2-4

HONORS:

Gregg Popovich, Coach of the Year
Tony Parker, Second Team All-NBA
Kawhi Leonard, First Team All-Rookie
Tony Parker, NBA All-Star

SPURS LEADERS:

Scoring: Tony Parker 18.3 ppg
Rebounding: Tim Duncan 9.0 rpg
Assists: Tony Parker 7.7 apg

Head Coach: Gregg Popovich
Assistant Coaches: Mike Budenholzer, Don Newman,
Brett Brown, Chip Engelland, Chad Forcier

2011-12 SEASON NOTES

- With a 107-101 victory over the Golden State Warriors on April 26, the Spurs won their 50th game of the season for the 13th consecutive year (1999-00 to present) surpassing the L.A. Lakers (1979-80 to 1990-91) for the longest streak in NBA history. During that span the Spurs won three NBA championships and eight division titles.
- The Spurs finished the regular season 28-5 (.848) at the AT&T Center, which tied the Miami Heat for the best home record in the NBA season. Only the 2004-05 (38-3, .927) and the 2010-11 (36-5, .878) Spurs teams finished with a better home winning percentage since joining the NBA in 1976-77.
- With the win over Phoenix on 4/14, the Spurs clinched the Southwest Division title. Since joining the NBA in 1976-77 the Spurs have won 18 division titles, which ties the L.A. Lakers for the most division titles in that time period. Since Tim Duncan joined the Spurs in 1997, the Spurs have posted an NBA-best nine division titles.
- Manu Ginobili became just the fifth Spur to reach 10,000 points after scoring nine points vs. L.A. Lakers on 4/11. The Spurs "Big Three" are the only active trio to play on the same team and score over 10,000 points with the same franchise in the NBA and just the fourth threesome in NBA history each to record 10,000-or-more points while teammates. (Elias) Here's a closer look at the Spurs 10,000 point club and threesomes to records 10,000-or-more points as teammates:

2011-12 SPURS FINAL STATISTICS (50-16)

PLAYER	G	GS	MIN	-FIELD GOALS-			-3-POINT FG--			-FREE THROWS-			--REBOUNDS--			AST	PF	DQ	STL	TO	BLK	PTS
				FG	FGA	PCT	FG	FGA	PCT	FT	FTA	PCT	OFF	DEF	TOT							
Farker	60	60	1923	427	890	.480	14	61	.230	227	284	.799	22	149	171	463	75	0	57	153	5	1095
Duncan	58	58	1634	361	733	.492	0	4	.000	173	249	.695	110	410	520	132	98	0	38	97	88	895
Ginobili	34	7	792	150	285	.526	52	126	.413	88	101	.871	18	98	116	151	56	0	24	64	12	440
Mills	16	3	261	63	130	.485	24	56	.429	15	15	1.000	4	24	28	39	14	0	10	26	1	165
Neal	56	7	1206	212	486	.436	83	198	.419	50	64	.781	12	106	118	117	75	0	27	60	2	557
Jackson (TOT)	47	14	1212	159	425	.374	49	170	.288	94	114	.825	22	141	163	118	99	1	54	103	13	461
Jackson (SA)	21	1	500	62	153	.405	19	62	.306	44	54	.815	6	75	81	41	38	0	28	37	7	187
Blair	64	62	1363	269	504	.534	0	1	.000	73	119	.613	154	197	351	78	168	0	59	92	12	611
Splitter	59	2	1121	212	343	.618	0	0	---	125	181	.691	93	213	306	65	134	0	21	87	47	549
Jefferson	41	41	1168	132	319	.414	80	190	.421	35	50	.700	18	125	143	55	83	0	25	32	12	379
Green	66	38	1522	211	477	.442	102	234	.436	79	100	.790	54	174	228	86	107	0	58	67	46	603
Leonard	64	39	1534	199	404	.493	41	109	.376	68	88	.773	104	223	327	70	88	0	85	44	24	507
Bonner	65	2	1326	154	350	.440	105	250	.420	16	21	.762	29	185	214	61	68	0	15	14	21	429
Diaw (TOT)	57	35	1425	156	351	.444	31	99	.313	22	35	.629	70	210	280	205	125	2	34	112	25	365
Diaw (SA)	20	7	406	40	68	.588	8	13	.615	5	8	.625	23	62	85	47	54	1	14	28	6	93
Byars	2	0	37	3	11	.273	0	6	.000	4	4	1.000	6	5	11	1	2	0	2	0	0	10
Dawson	4	0	39	7	12	.583	0	0	---	1	2	.500	5	5	10	0	6	0	1	3	2	15
Anderson	51	2	603	66	174	.379	19	68	.279	39	52	.750	16	63	79	41	35	0	8	30	2	190
Ford	14	0	191	19	43	.442	2	8	.250	11	14	.786	3	15	18	45	23	0	9	23	2	51
Dentmon	2	0	19	2	6	.333	0	4	.000	0	0	---	0	1	1	1	2	0	1	1	0	4
Joseph	29	1	266	22	70	.314	3	15	.200	11	17	.647	5	20	25	34	16	0	7	12	3	58
Diogu	2	0	14	0	2	.000	0	0	---	2	2	1.000	0	1	1	0	1	0	0	1	0	2
Thomas	3	0	15	0	3	.000	0	0	---	1	2	.500	1	2	3	1	0	0	1	0	1	1
SPURS	66	-	15940	2611	5463	.478	552	1405	.393	1067	1427	.748	683	2153	2836	1528	1143	1	490	895	293	6841
OPPONENTS	66	-	15940	2512	5560	.452	412	1166	.353	932	1233	.756	680	2039	2719	1291	1244	3	489	906	330	6368

50-16 (FIRST IN SOUTHWEST DIVISION)

Date	Opponent	Home	Road	Total	Scoring	Rebounds	Assists
DECEMBER RECORD:		3-1 (HOME: 3-0, ROAD: 0-1)					
12/26	MEMPHIS W 95-82	1-0	0-0	1-0	Ginobili-24	Splitter-8	Parker-7
12/28	L.A. CLIPPERS W115-90	2-0	0-0	2-0	Ginobili-24	Duncan-8 Leonard-8	Parker-9
12/29	@Houston L 85-105	2-0	0-1	2-1	Blair-22	Blair-12	Splitter-3
12/31	UTAH W104-89	3-0	0-1	3-1	Ginobili-23	Blair-10	Parker-8
JANUARY RECORD:		10-8 (HOME: 7-1, ROAD: 3-7)					
1/2	@Minnesota L 96-106	3-0	0-2	3-2	Duncan-16 Jefferson-16	Bonner-6	Parker-9
1/4	GOLDEN STATE W101-95	4-0	0-2	4-2	Parker-21	Duncan-11	Ford-8 Parker-8
1/5	DALLAS W 93-71	5-0	0-2	5-2	Bonner-17	Jefferson-7	Parker-8
1/7	DENVER W121-117	6-0	0-2	6-2	Green-24	Blair-10	Ford-7
1/8	@Oklahoma Cit L 96-108	6-0	0-3	6-3	Neal-18	Leonard-10	Parker-7
1/10	@Milwaukee L103-106	6-0	0-4	6-4	Parker-22	Duncan-8	Parker-8
1/11	HOUSTON W101-95(OT)	7-0	0-4	7-4	Parker-28	Duncan-11	Parker-8
1/13	PORTLAND W 99-83	8-0	0-4	8-4	Parker-20	Blair-11	Parker-9
1/15	PHOENIX W102-91	9-0	0-4	9-4	Duncan-24	Duncan-7	Parker-9
1/17	@Miami L 98-120	9-0	0-5	9-5	Green-20	Duncan-7	Jefferson-5
1/18	@Orlando W 85-83(OT)	9-0	1-5	10-5	Parker-25	Duncan-10	Parker-9
1/20	SACRAMENTO L 86-98	9-1	1-5	10-6	Parker-24	Duncan-10	Parker-6
1/21	@Houston L102-105	9-1	1-4	10-7	Splitter-25	Leonard-11	Parker-13
1/23	@New Orleans W104-102	9-1	2-6	11-7	Duncan-28	Duncan-7	Parker-17 9
1/25	ATLANTA W105-83	10-1	2-6	12-7	Bonner-17	Duncan-11	Parker-7
1/27	@Minnesota L 79-87	10-1	2-7	12-8	Parker-20	Duncan-10	Duncan-4
1/29	@Dallas L100-101(OT)	10-1	2-8	12-9	Neal-19	Blair-9	Neal-7
1/30	@Memphis W 83-73	10-1	3-8	13-9	Bonner-15	Leonard-10	Parker-12
FEBRUARY RECORD:		10-1 (HOME: 3-0, ROAD: 7-1)					
2/1	HOUSTON W 99-91	11-1	3-8	14-9	Duncan-25	Bonner-10	Green-4 Parker-4
2/2	NEW ORLEANS W 93-81	12-1	3-8	15-9	Duncan-19	Duncan-9	Parker-7
2/4	OKLA CITY W107-96	13-1	3-8	16-9	Parker-42	Duncan-15	Parker-9
2/6	@Memphis W 89-84	13-1	4-8	17-9	Parker-21	Duncan-17	Parker-7
2/8	@Philadelphia W100-90	13-1	5-8	18-9	Parker-37	Duncan-11	Parker-8
2/11	@New Jersey W103-89	13-1	6-8	19-9	Neal-18	Duncan-10	Duncan-5 Parker-5
2/14	@Detroit W 99-95	13-1	7-8	20-9	Duncan-18	Duncan-13	Ginobili-7 Parker-7
2/15	@Toronto W113-106	13-1	8-8	21-9	Parker-34	Green-7	Parker-14
2/18	@L.A.C. W103-100(OT)	13-1	9-8	22-9	Parker-30	Duncan-17	Parker-10 7
2/20	@Utah W106-102	13-1	10-8	23-9	Parker-23	Leonard-8	Parker-11
2/21	@Portland L 97-137	13-1	10-9	23-10	Leonard-24	Leonard-10	Joseph-3 Jefferson-3
2/23	@Denver W114-99	13-1	11-9	24-10	Blair-28	Blair-12	Neal-3
2/29	CHICAGO L 89-96	13-2	11-9	24-11	Neal-21	Duncan-10	Parker-12
MARCH RECORD:		12-3 (HOME: 8-2, ROAD: 4-1)					
3/2	CHARLOTTE W102-72	14-2	11-9	25-11	Parker-15	Blair-11	Parker-4
3/4	DENVER L 94-99	14-3	11-9	25-12	Parker-25	Duncan-9	Parker-7
3/7	NEW YORK W118-105	15-3	11-9	26-12	Parker-32	Duncan-8	Ginobili-6 Parker-6
3/9	L.A. CLIPPERS L108-120	15-4	11-9	26-13	Ginobili-22	Bonner-6 Leonard-6	Ginobili-6
3/12	WASHINGTON W112-97	16-4	11-9	27-13	Parker-31	Blair-12	Ginobili-7 Parker-7
3/14	ORLANDO W122-111	17-4	11-9	28-13	Parker-31	Duncan-13	Parker-12
3/16	@Oklahoma Cit W114-105	17-4	12-9	29-13	Parker-25	Duncan-19	Parker-7
3/17	@Dallas L 99-106	17-4	12-10	29-14	Green-17	Splitter-6	Parker-11
3/21	MINNESOTA W116-100	18-4	12-10	30-14	Duncan-17	Duncan-15	Ginobili-8
3/23	DALLAS W104-87	19-4	12-10	31-14	Duncan-21	Duncan-12	Ginobili-7 1
3/24	@New Orleans W 89-86	19-4	13-10	32-14	Green-18	Tied with-7	Parker-10
3/25	PHILADELPHIA W 93-76	20-4	13-10	33-14	Blair-23	Leonard-10	Parker-7
3/27	@Phoenix W107-100	20-4	14-10	34-14	Parker-21	Duncan-11	Parker-7
3/28	@Sacramento W117-112	20-4	15-10	35-14	Duncan-26	Leonard-9	Parker-10
3/31	INDIANA W112-103	21-4	15-10	36-14	Ginobili-20	Duncan-11	Ginobili-5 Parker-5
APRIL RECORD:		14-2 (HOME: 7-1, ROAD: 7-1)					
4/3	@Cleveland W125-90	21-4	16-10	37-14	Mills-20	Duncan-8	Diaw-9
4/4	@Boston W 87-86	21-4	17-10	38-14	Green-14	Duncan-16	Neal-4
4/6	NEW ORLEANS W128-103	22-4	17-10	39-14	Duncan-19	Jackson-7	Parker-6
4/8	UTAH W114-104	23-4	17-10	40-14	Parker-28	Duncan-16	Green-5
4/9	@Utah L 84-91	23-4	17-11	40-15	Splitter-14	Blair-8	Neal-5
4/11	L.A. LAKERS L 84-98	23-5	17-11	40-16	Neal-14 Green-22	Jackson-5 Leonard-5	Parker-8
4/12	MEMPHIS W107-97	24-5	17-11	41-16	Duncan-28	Duncan-12	Parker-9
4/14	PHOENIX W105-91	25-5	17-11	42-16	Duncan-19	Duncan-11	Parker-5
4/16	@Golden State W120-99	25-5	18-11	43-16	Neal-17	Diaw-9	Neal-5
4/17	@L.A. Lakers W112-91	25-5	19-11	44-16	Parker-29	Duncan-8 Bonner-8	Parker-13
4/18	@Sacramento W127-102	25-5	20-11	45-16	Splitter-17 Neal-17	Splitter-7	Parker-8
4/20	L.A. LAKERS W121-97	26-5	20-11	46-16	Duncan-21	Duncan-8	Parker-10
4/22	CLEVELAND W114-98	27-5	20-11	47-16	Ginobili-20	Tied with-7	Parker-9
4/23	PORTLAND W124-89	28-5	20-11	48-16	Duncan-18 Green-18	Duncan-8	Diaw-6 Parker-6

KCOR 1350 AM AHORA ES

UNIVISION



america

SAN ANTONIO 1350 AM

Lo último en **Noticias** locales, nacionales e internacionales
en las voces de reconocidos periodistas y expertos

Información y análisis balanceado

Toda la acción y pasión de tu **Deporte** preferido

Consejos de salud, familia y finanzas para mejorar tu vida



Dra. Isabel



Fernando Espuelas



Helen Aguirre



Rafael Hernández



José Fernández



José Antonio



Julie Stav

HORARIO

UNIVISION



america
NETWORK

Noticiero Univision America

Lunes - Viernes

ET: 6 am - 9 am CT: 5 am - 8 am PT: 3 am - 6 am

El Show de la Dra. Isabel

Lunes - Viernes

ET: 12 pm - 2 pm CT: 11 am - 1 pm PT: 9 am - 11 am

Fernando Espuelas Show

Lunes - Viernes

ET: 2 pm - 4 pm CT: 1 pm - 3 pm PT: 11 am - 1 pm

Zona Política con Helen Aguirre

Lunes - Viernes

ET: 4 pm - 6 pm CT: 3 pm - 5 pm PT: 1 pm - 3 pm

Locura Deportiva

Lunes - Viernes

ET: 6 pm - 7 pm CT: 5 pm - 6 pm PT: 3 pm - 4 pm

Sanísimo

Lunes - Viernes

ET: 7 pm - 8 pm CT: 6 pm - 7 pm PT: 4 pm - 5 pm

El Colmillo

Lunes - Viernes


ET: 8 pm - 9 pm CT: 7 pm - 8 pm PT: 5 pm - 6 pm

Tu Dinero con Julie Stav

Sábados

ET: 12 pm - 2 pm CT: 11 am - 1 pm PT: 9 am - 11 am

Visita univisionamerica.com



FORMER
SPURS




SPURS RETIRED JERSEYS

During the last 40 seasons over 300 players have stepped on the court for the San Antonio Spurs ... during this time the franchise has recognized six players with the highest honor a team can give ... a retired jersey ... here is a look at the six Spurs who have had their numbers retired.




#13 JAMES SILAS

Moved to San Antonio in the summer of 1973 when the Dallas Chaparrals became the San Antonio Spurs ... in eight seasons with the Spurs, appeared in 540 regular season games, averaging 17.1 points, 4.0 assists and 3.0 rebounds ... enjoyed his best season during the 1975-76 campaign when he averaged 23.8 points, 5.4 assists, 4.0 rebounds and 1.85 steals while appearing in all 84 games ... was named an ABA All-Star in both 1975 and 1976 ... injuries hit in the middle of his career ... suffered a broken ankle in the 1976 ABA Playoffs ... then blew out a knee in November of 1976 ... was able to return from the injuries to string together three solid seasons with the Spurs before being traded to Cleveland on June 6, 1981 ... had his No. 13 retired on February 28, 1984.



#44 GEORGE GERVIN

Spent 12 of his 14 seasons in professional basketball with the Spurs ... captured four NBA scoring titles (only two players in history have more: Michael Jordan and Wilt Chamberlain) ... appeared in 12 All-Star Games (named the MVP of the 1980 Game) ... holds the NBA record (along with Carmelo Anthony) for the most points in a quarter, exploding for 33 in the second quarter on April 9, 1978 in New Orleans ... inducted into the Naismith Memorial Basketball Hall of Fame on May 6, 1996 ... in his 14-year professional career appeared in a total of 1,060 regular season games, averaging 25.1 points, 5.3 rebounds and 2.6 assists per contest while shooting .504 from the field and .841 from the line ... scored a total of 26,595 points (which is the 13th highest combined ABA/NBA total in history) ... his No. 44 was retired on December 5, 1987.



#00 JOHNNY MOORE

Spent nine seasons with the Spurs, averaging 9.4 points, 7.4 assists, 3.0 rebounds and 1.96 steals in 519 regular season games ... during the 1981-82 season led the NBA in assists, averaging 9.6 assists per contest (edging out Magic Johnson of the Lakers who averaged 9.5 assists) ... ranks second on the Spurs all-time assists list with 3,865 ... on December 26, 1985, was diagnosed with Desert Fever ... early on doctors said the disease would be fatal ... showing the same fight off the court as he did on it, he beat the disease ... returned to play three more seasons with the Spurs before retiring after the 1989-90 campaign ... his No. 00 was retired on March 20, 1998.



#50 DAVID ROBINSON

Ended his 14-year career on June 15, 2003 with his second NBA Championship ... averaged 21.1 points, 10.6 rebounds and 3.00 blocks in 987 regular season games ... the Spurs all-time NBA leader in games played, points and blocked shots ... the NBA's MVP in 1995, the NBA Defensive Player of the Year in 1992 and the NBA Rookie of the Year in 1990 ... won the NBA's rebounding title (1991), blocked shots title (1992) and scoring title (1994) ... one of only 22 players to be named to 10 All-NBA Teams ... the only male basketball player in U.S. history to appear in three Olympic Games: Seoul (1988), Barcelona (1992), and Atlanta (1996) ... a gentleman on the court and an All-Star in the community, he was honored with the 2001 NBA Sportsmanship Award and the 2003 J. Walter Kennedy Award ... his No. 50 was retired on November 10, 2003 ... was inducted into the Naismith Memorial Hall of Fame on September 11, 2009.



#32 SEAN ELLIOTT

Spent 11 of his 12 NBA seasons with the Spurs ... will always be remembered for the Memorial Day Miracle ... the Spurs trailed the Trail Blazers 85-83 with 12 seconds left when he caught an inbound pass and literally tip-toed the out of bounds line while sinking a 24-foot three-pointer ... the victory propelled the Spurs to their first NBA Championship ... one month after the 1999 NBA Championship, announced that he would need a kidney transplant ... on July 21, 1999, received a kidney from his older brother, Noel ... eight months later ... on March 14, 2000 ... became the first NBA player to return to action after a major organ transplant ... in 11 seasons with the Spurs appeared in 669 regular season games, averaging 14.4 points, 4.4 rebounds and 2.5 assists ... a two-time NBA All-Star (1993 and 1996) ... his No. 32 was retired on March 6, 2005.



#6 AVERY JOHNSON

Played 10 of his 16 NBA seasons in San Antonio ... one of five players to spend 10-or-more seasons with the Spurs (along with Tim Duncan, Sean Elliott, George Gervin and David Robinson) ... appeared in 644 regular season games with the Silver and Black, averaging 10.1 points, 6.9 assists, 2.0 rebounds and 1.11 steals in 31.1 minutes ... the Spurs all-time leader in assists, with 4,474 ... ranks among the team's all-time leaders in games (fifth), points (ninth with 6,486) and steals (sixth with 712) ... played a key role in the Spurs first NBA Championship ... averaged 12.6 points and 7.4 assists in the 1999 Playoffs ... with 47.0 seconds left in Game 5 of the Finals hit an 18-foot jumper, the final basket for either team, to give the Spurs a 78-77 win over the Knicks and clinch the 1999 NBA Championship ... won the 1998 NBA Sportsmanship Award ... appeared in 1,054 games in his NBA career ... known as the Little General, he and Calvin Murphy are the only players in NBA history under 6-feet tall to appear in over 1,000 NBA games ... his No. 6 was retired on December 22, 2007.



#12 BRUCE BOWEN

The Spurs honored Bruce Bowen on March 21, 2012 by retiring his No. 12 jersey ... Bowen spent nine seasons (2001-09) in San Antonio and appeared in 630 games ... one of just eight players to appear in 600-plus games with the Spurs ... he started in every game he played in for the Silver and Black, averaging 6.4 points, 3.0 rebounds and 1.3 assists in 31.2 minutes ... earned eight All-Defensive selections and was a part of three NBA Championships (2003, 2005, 2007) ... became the seventh Spur to have jersey retired.

FORMER SPURS STATISTICS

AHEARN, BLAKE #19

How Obtained: Signed as free agent, 11/16/08

How Departed: Waived, 12/15/08

NBA (1 Year)

YEAR	GP	MIN	FGM-FGA	PCT	3-POINT FGM-FGA	PCT	FTM-FTA	PCT	REBS	AVG	AST	PF-DQ	STL	TO	BLK	PTS	AVG
08-09	3	19	2-6	.333	2-4		2-2	1.000	1	0.3	2	3-0	1	1		8	2.7

ALEXANDER, CORY #1

How Obtained: First round pick, 1995 Draft, 29th overall

How Departed: Waived, 2/27/98

NBA (3 Years)

YEAR	GP	MIN	FGM-FGA	PCT	3-POINT FGM-FGA	PCT	FTM-FTA	PCT	REBS	AVG	AST	PF-DQ	STL	TO	BLK	PTS	AVG
95-96	60	560	63-155	.406	26-66	.394	16-25	.640	42	0.7	121	94-0	27	68	2	168	2.8
96-97	80	1454	194-490	.396	94-252	.373	95-129	.736	123	1.5	254	148-0	82	146	16	577	7.2
97-98	37	501	60-145	.414	20-64	.313	25-37	.676	47	1.3	71	53-2	25	47	5	165	4.5
TOT	177	2515	317-790	.401	140-382	.366	136-191	.712	212	1.2	446	295-2	134	261	23	910	5.1

NBA PLAYOFFS (1 Year)

1996	9	70	10-24	.417	1-5	.200	5-7	.714	9	1.0	9	8-0	2	6	0	26	2.9
------	---	----	-------	------	-----	------	-----	------	---	-----	---	-----	---	---	---	----	-----

ANDERSON, DEREK #1

How Obtained: Signed as free agent, 8/4/00

How Departed: Traded to Portland, with Kerr, for S. Smith, 7/25/01

NBA (1 Year)

YEAR	GP	MIN	FGM-FGA	PCT	3-POINT FGM-FGA	PCT	FTM-FTA	PCT	REBS	AVG	AST	PF-DQ	STL	TO	BLK	PTS	AVG
00-01	82	2859	413-993	.416	101-253	.399	342-402	.851	363	4.4	301	188-1	120	165	14	1269	15.5

NBA PLAYOFFS (1 Year)

2001	7	194	16-61	.262	6-22	.273	16-21	.762	19	2.7	17	10-0	3	15	0	54	7.7
------	---	-----	-------	------	------	------	-------	------	----	-----	----	------	---	----	---	----	-----

ANDERSON, GREG "CADILLAC" #33

How Obtained: (1) First round pick, 1987 Draft, 23rd overall (2) Signed as free agent, 9/29/95

How Departed: (1) Traded to Milwaukee, along with Robertson, for Cummings, 5/28/89 (2) Unsigned free agent, 7/1/97

NBA (4 Years)

YEAR	GP	MIN	FGM-FGA	PCT	3-POINT FGM-FGA	PCT	FTM-FTA	PCT	REBS	AVG	AST	PF-DQ	STL	TO	BLK	PTS	AVG
87-88	82	1984	379-756	.501	1-5	.200	198-328	.604	513	6.3	79	228-1	54	143	122	957	11.7
88-89	82	2401	460-914	.503	0-3	.000	207-403	.514	676	8.2	61	221-2	102	180	103	1127	13.7
95-96	46	344	24-47	.511	0-1	.000	6-25	.240	100	2.2	10	66-0	9	22	24	54	1.2
96-97	82	1659	130-262	.496	0-1	.000	62-93	.667	448	5.5	34	225-2	63	73	67	322	3.9
TOT	292	6388	993-1979	.502	1-10	.100	473-849	.557	1737	5.9	184	740-5	228	418	316	2460	8.4

NBA PLAYOFFS (2 Years)

1988	3	95	17-36	.472	0-0	.000	4-9	.444	21	7.0	3	10-1	2	10	4	38	12.7
1996	6	34	0-5	.000	0-0	.000	1-2	.500	9	1.5	0	5-0	2	4	1	1	0.2
TOT	9	129	17-41	.415	0-0	.000	5-11	.455	30	3.3	3	15-0	4	14	5	39	4.3

ANDERSON, JAMES #25

How Obtained: First round pick, 2010 Draft, 20th overall

How Departed: Unsigned Free Agent, 8/12

NBA (2 Years)

YEAR	GP	MIN	FGM-FGA	PCT	3-POINT FGM-FGA	PCT	FTM-FTA	PCT	REBS	AVG	AST	PF-DQ	STL	TO	BLK	PTS	AVG
10-11	26	286	31-81	.383	18-46	.391	14-18	.778	23	0.9	18	24-0	3	13	6	94	3.6
11-12	51	603	66-174	.379	19-68	.279	39-52	.750	79	1.5	41	35-0	8	30	2	190	3.7
TOT	77	889	97-255	.380	37-114	.325	53-70	.757	102	1.3	59	59-0	11	43	8	284	3.7

ANDERSON, MICHAEL #10

How Obtained: Signed 10-day contract, 1/26/89; Signed 10-day contract, 2/6/89; Signed for season, 2/15/89

How Departed: Waived, 4/18/89

NBA (1 Year)

YEAR	GP	MIN	FGM-FGA	PCT	3-POINT FGM-FGA	PCT	FTM-FTA	PCT	REBS	AVG	AST	PF-DQ	STL	TO	BLK	PTS	AVG
88-89	36	730	73-175	.417	1-7	.143	57-82	.695	89	2.5	153	64-0	44	84	3	204	5.7

ANDERSON, WILLIE #40

How Obtained: First round pick, 1988 Draft, 10th overall

How Departed: Selected by Toronto in 1995 NBA Expansion Draft, 6/24/95

NBA (7 Years)

YEAR	GP	MIN	FGM-FGA	PCT	3-POINT FGM-FGA	PCT	FTM-FTA	PCT	REBS	AVG	AST	PF-DQ	STL	TO	BLK	PTS	AVG
88-89	81	2738	640-1285	.498	4-21	.190	224-289	.775	417	5.1	372	295-8	150	261	62	1508	18.6
89-90	82	2788	532-1082	.492	7-26	.269	217-290	.748	372	4.5	364	252-3	111	198	58	1288	15.5
90-91	75	2592	453-991	.457	7-35	.200	170-213	.798	351	4.7	358	226-4	79	167	46	1083	14.4
91-92	57	1889	312-685	.455	13-56	.232	107-138	.775	300	5.3	302	151-2	54	140	51	744	13.1
92-93	38	560	80-186	.430	1-8	.125	22-28	.786	57	1.5	79	52-0	14	44	6	183	4.8
93-94	80	2488	394-837	.471	22-68	.324	145-171	.848	242	3.0	347	187-1	71	153	46	955	11.9
94-95	38	556	76-162	.469	3-19	.158	30-41	.732	55	1.4	53	71-1	26	38	10	185	4.9
TOT	451	13611	2487-5228	.476	57-233	.245	915-1170	.782	1794	4.0	1875	1234-19	505	1001	279	5946	13.2

NBA PLAYOFFS (5 Years)

1990	10	375	87-168	.518	2-5	.400	29-36	.806	54	5.4	52	40-2	9	26	4	205	20.5
1991	4	159	33-68	.485	2-10	.200	8-13	.615	19	4.8	19	16-0	6	13	2	76	19.0
1993	10	219	37-82	.451	6-11	.545	15-17	.882	23	2.3	28	23-0	9	12	2	95	9.5
1994	4	106	14-37	.378	1-1	1.000	4-7	.571	8	2.0	12	7-0	5	4	2	33	8.3
1995	11	97	9-20	.450	0-1	.000	2-3	.667	12	1.1	10	12-0	5	8	0	20	1.8
TOT	39	956	180-375	.480	11-28	.393	58-76	.763	116	3.0	121	98-2	34	63	10	429	11.0

AVERITT, WILLIAM #10

How Obtained: Contract purchased from San Diego, 1973

How Departed: Traded to Kentucky for second round pick in '75 and cash, 6/24/74

ABA (1 Year)

YEAR	GP	MIN	FGM-FGA	PCT	3-POINT FGM-FGA	PCT	FTM-FTA	PCT	REBS	AVG	AST	PF-DQ	STL	TO	BLK	PTS	AVG
73-74	74	1639	343-912	.376	9-50	.180	156-224	.696	121	1.6	132	166-0	63	137	6	851	11.5

ABA PLAYOFFS (1 Year)

1974	6	104	19-51	.373	0-3	.000	15-19	.789	11	1.8	2	11-0	1	9	4	53	8.8
------	---	-----	-------	------	-----	------	-------	------	----	-----	---	------	---	---	---	----	-----

FORMER SPURS STATISTICS

BANKS, GENE #20					6-8		F	Duke '81				5/15/59					
How Obtained: First round pick, 1981 Draft, 28th overall																	
How Departed: Traded to Chicago for S. Johnson and 2nd round pick in '85, 6/18/85																	
NBA (4 Years)					3-POINT												
YEAR	GP	MIN	FGM-FGA	PCT	FGM-FGA	PCT	FTM-FTA	PCT	REBS	AVG	AST	PF-DQ	STL	TO	BLK	PTS	AVG
81-82	80	1700	311-652	.477	0-8	.000	145-212	.684	411	5.1	147	199-2	55	106	17	767	9.6
82-83	81	2722	505-919	.550	0-5	.000	196-278	.705	612	7.6	279	229-3	78	171	21	1206	14.9
83-84	80	2600	424-747	.568	1-6	.167	200-270	.741	582	7.3	254	256-5	105	166	23	1049	13.1
84-85	82	2091	289-493	.586	1-3	.333	199-257	.774	445	5.4	234	220-3	65	140	13	778	9.5
TOT	323	9113	1529-2811	.544	2-22	.090	740-1017	.728	2050	6.3	914	904-13	303	583	74	3800	11.8
NBA PLAYOFFS (3 Years)																	
1982	9	146	30-65	.462	0-1	.000	4-10	.400	43	4.8	9	12-0	4	6	3	64	7.1
1983	11	398	76-150	.507	0-0	.000	23-35	.657	76	6.9	50	25-1	11	21	1	175	15.9
1985	1	10	0-1	.000	0-0	.000	0-0	.000	0	0.0	1	3-0	0	2	0	0	0.0
TOT	21	554	106-216	.491	0-1	.000	27-45	.600	119	5.7	60	40-1	15	29	4	239	11.4

BARDO, STEVE #42				6-6		G	Illinois '90				4/5/68						
How Obtained: (1) Signed as free agent, 9/5/91; (2) Signed to 10-day contract, 2/19/92																	
How Departed: (1) Waived, 11/12/91; (2) Waived, 2/27/92																	
NBA (1 Year)				3-POINT													
YEAR	GP	MIN	FGM-FGA	PCT	FGM-FGA	PCT	FTM-FTA	PCT	REBS	AVG	AST	PF-DQ	STL	TO	BLK	PTS	AVG
91-92	1		0-0	.000	0-0	.000	0-0	.000	1	1.0	0	0-0	0	0	0	0	0.0

BARRY, BRENT #17				6-7		G	Oregon State '95				12/31/71						
How Obtained: (1) Signed as free agent, 7/15/04. (2) Signed as a free agent, 3/24/08																	
How Departed: (1) Traded to Seattle with Elson and a first round pick for Thomas, 2/20/08. (2) Unsigned free agent, 7/08																	
NBA (4 Years)				3-POINT													
YEAR	GP	MIN	FGM-FGA	PCT	FGM-FGA	PCT	FTM-FTA	PCT	REBS	AVG	AST	PF-DQ	STL	TO	BLK	PTS	AVG
04-05	81	1742	194-459	.423	100-280	.357	113-135	.837	190	2.3	178	123-0	39	64	20	601	7.4
05-06	74	1259	156-345	.452	80-202	.396	39-59	.661	159	2.1	123	99-1	39	52	27	431	5.8
06-07	75	1631	202-425	.475	128-287	.446	103-117	.880	160	2.1	138	88-0	56	61	12	635	8.5
07-08	31	554	77-160	.481	48-112	.429	19-20	.950	55	1.8	67	93-0	29	56	10	221	7.1
TOT	261	5186	629-1389	.453	356-881	.404	274-331	.828	564	2.2	506	403-1	163	233	69	1888	7.2
NBA PLAYOFFS (4 Years)				3-POINT													
04-05	23	555	48-105	.457	28-66	.424	17-21	.810	56	2.4	44	44-1	15	27	4	141	6.1
05-06	13	301	34-61	.557	17-34	.500	16-21	.762	32	2.5	22	29-0	9	9	3	101	7.8
06-07	19	225	21-60	.350	15-49	.306	2-2	1.000	25	1.3	21	17-0	4	11	2	59	3.1
07-08	16	227	26-53	.491	19-41	.463	12-15	.800	18	1.1	17	22-0	6	9	2	83	5.2
TOT	71	1208	129-279	.462	79-190	.416	47-59	.797	131	1.8	104	112-1	34	56	11	384	5.4

BASSETT, TIM #21					6-8		F	Georgia '73					4/1/51				
How Obtained: Signed as free agent, 3/22/80																	
How Departed: Waived, 6/6/80																	
NBA (1 Year)					3-POINT												
YEAR	GP	MIN	FGM-FGA	PCT	FGM-FGA	PCT	FTM-FTA	PCT	REBS	AVG	AST	PF-DQ	STL	TO	BLK	PTS	AVG
79-80	5	72	4-12	.333	0-0	.000	2-3	.667	15	3.0	10	13-0	3	5	0	10	2.0
NBA PLAYOFFS (1 Year)																	
1980	3	19	1-2	.500	0-0	.000	0-0	.000	1	0.3	0	7-0	0	1	0	2	0.7

BATEER, MENGKE #34					6-11		C	Inner Mongolia, China					11/20/75				
How Obtained: From Detroit for a second round pick in '03, 10/3/02																	
How Departed: Unsigned free agent, 7/16/03																	
NBA (1 Year)			3-POINT														
YEAR	GP	MIN	FGM-FGA	PCT	FGM-FGA	PCT	FTM-FTA	PCT	REBS	AVG	AST	PF-DQ	STL	TO	BLK	PTS	AVG
02-03	12	46	4-17	.235	1-3	.333	0-2	.000	10	0.8	4	14-0	0	6	0	9	0.8

BATTON, DAVE #45				6-10		C	Notre Dame '78				3/26/56						
How Obtained: From Washington for future considerations, 7/11/83																	
How Departed: Waived, 11/10/83																	
NBA (1 Year)				3-POINT													
YEAR	GP	MIN	FGM-FGA	PCT	FGM-FGA	PCT	FTM-FTA	PCT	REBS	AVG	AST	PF-DQ	STL	TO	BLK	PTS	AVG
83-84	4	31	5-10	.500	0-0	.000	0-0	.000	4	1.0	3	5-0	0	4	3	10	2.5

BEDFORD, WILLIAM #00					7-1		C	Memphis State '86					12/3/63				
How Obtained: Signed as free agent, 10/26/92																	
How Departed: Waived, 1/4/93																	
NBA (1 Year)					3-POINT												
YEAR	GP	MIN	FGM-FGA	PCT	FGM-FGA	PCT	FTM-FTA	PCT	REBS	AVG	AST	PF-DQ	STL	TO	BLK	PTS	AVG
92-93	16	66	9-27	.333	1-1	1.000	6-12	.500	10	0.6	0	15-0	0	1	1	25	1.6

BERRY, WALTER #6										6-8		F	St. John's '86				5/14/64			
How Obtained: From Portland for Duckworth, 12/18/86																				
How Departed: Traded to New Jersey for Comegys, 8/29/88																				
NBA (2 Years)						3-POINT														
YEAR	GP	MIN	FGM-FGA	PCT	FGM-FGA	PCT	FTM-FTA	PCT	REBS	AVG	AST	PF-DQ	STL	TO	BLK	PTS	AVG			
86-87	56	1567	401-758	.529	0-3	.000	186-287	.648	302	5.4	104	188-2	36	153	40	988	17.6			
87-88	73	1922	540-960	.563	0-0	.000	192-320	.600	395	5.4	110	207-2	55	162	63	1272	17.4			
TOT	129	3489	941-1718	.548	0-3	.000	378-607	.639	697	5.4	214	395-4	91	315	103	2260	17.5			
NBA PLAYOFFS (1 Year)																				
1988	3	94	27-50	.540	0-1	.000	12-15	.800	21	7.0	6	10-0	5	11	2	66	22.0			

FORMER SPURS STATISTICS

BLAB, UWE #33

How Obtained: From Golden State for C. Welp, 2/22/90

How Departed: Waived, 10/1/90

NBA (1 Year)

YEAR	GP	MIN	FGM-FGA	PCT	FGM-FGA	PCT	FTM-FTA	PCT	REBS	AVG	AST	PF-DQ	STL	TO	BLK	PTS	AVG
89-90	7	50	6-11	.545	0-0	.000	3-6	.500	9	1.3	1	9-0	0	5	0	15	2.1
NBA PLAYOFFS (1 Year)																	
1990	2	5	0-1	.000	0-0	.000	3-6	.500	2	1	1	0-0	0	0	0	3	1.5

BLACKWELL, NATE #3

How Obtained: Second round pick, 1987 Draft, 27th overall

How Departed: Waived, 12/1/87

NBA (1 Year)

YEAR	GP	MIN	FGM-FGA	PCT	FGM-FGA	PCT	FTM-FTA	PCT	REBS	AVG	AST	PF-DQ	STL	TO	BLK	PTS	AVG
87-88	10	112	15-41	.366	2-11	.182	5-6	.833	6	0.6	18	16-0	3	8	0	37	3.7

BLAIR, DEJUAN #45

How Obtained: Second round pick, 2009 Draft, 37th overall

NBA (4 Years)

YEAR	GP	MIN	FGM-FGA	PCT	FGM-FGA	PCT	FTM-FTA	PCT	REBS	AVG	AST	PF	STL	TO	BLK	PTS	AVG
09-10	82	1494	275-495	.556	0-2	.000	88-161	.547	326	6.4	65	224	50	112	39	638	7.8
10-11	81	1734	292-583	.501	0-2	.000	90-137	.657	350	7.0	77	213	95	113	42	674	8.3
11-12	64	1362	269-204	.534	0-1	.000	73-119	.613	197	5.5	78	168	59	92	12	611	9.5
12-13	61	851	142-271	.524	0-1	.000	44-70	.629	164	3.8	45	112	37	49	10	328	5.4
TOT	288	5441	978-1853	.528	0-6	.000	295-487	.606	1672	5.8	265	717	241	366	103	2251	7.8

BOGANS, KEITH #10

How Obtained: Signed as free agent, 9/21/09

How Departed: Unsigned free agent, 8/10

NBA (1 Year)

YEAR	GP	MIN	FGM-FGA	PCT	FGM-FGA	PCT	FTM-FTA	PCT	REBS	AVG	AST	PF-DQ	STL	TO	BLK	PTS	AVG
09-10	79	1559	120-298	.403	70-196	.357	37-50	.740	176	2.2	95	156-1	45	53	12	347	4.4
NBA PLAYOFFS (1 Year)																	
09-10	8	55	2-10	.200	1-6	.167	0-0	.000	6	0.8	2	9-0	2	2	1	5	0.6

BOWEN, BRUCE #12

How Obtained: Signed as free agent, 7/31/01

How Departed: Traded to Milwaukee, along with K. Thomas, as part of the Jefferson trade, 6/23/09

NBA (8 Years)

YEAR	GP	MIN	FGM-FGA	PCT	FGM-FGA	PCT	FTM-FTA	PCT	REBS	AVG	AST	PF-DQ	STL	TO	BLK	PTS	AVG
01-02	59	1699	155-398	.389	56-148	.378	46-96	.479	162	2.7	88	116-0	62	66	25	412	7.0
02-03	82	2566	223-479	.466	101-229	.441	36-89	.404	239	2.9	113	190-0	66	72	42	583	7.1
03-04	82	2624	211-502	.420	77-212	.363	66-114	.579	253	3.1	113	166-1	84	90	33	565	6.9
04-05	82	2627	251-598	.420	102-253	.403	71-112	.634	285	3.5	126	175-0	55	57	39	675	8.2
05-06	82	3755	232-536	.433	104-245	.424	51-84	.607	320	3.9	126	191-0	79	67	30	619	7.5
06-07	82	2464	189-467	.405	89-232	.384	43-73	.589	223	2.7	117	175-1	62	65	25	510	6.2
07-08	81	2448	174-428	.407	90-215	.419	45-69	.652	234	2.9	91	177-0	54	46	22	483	6.0
08-09	80	1508	79-187	.422	42-98	.429	14-26	.538	145	1.8	40	123-1	36	25	13	214	2.7
TOT	630	19691	1514-3595	.421	661-1632	.400	372-663	.561	1861	3.0	814	1197-3	498	488	229	4061	6.4
NBA PLAYOFFS (8 Years)																	
01-02	10	345	25-61	.410	11-25	.440	7-14	.500	33	3.3	14	28-0	11	7	7	68	6.8
02-03	24	750	54-145	.372	35-80	.438	23-42	.548	69	2.9	39	52-0	20	15	17	166	6.9
03-04	10	298	23-63	.365	11-29	.379	3-13	.231	29	2.9	10	24-0	4	4	3	60	6.0
04-05	23	814	46-128	.359	29-67	.433	11-17	.647	66	2.9	36	77-0	11	15	13	132	5.7
05-06	13	442	32-61	.525	15-30	.500	1-2	.500	28	2.2	16	42-0	11	9	8	80	6.2
06-07	20	689	47-119	.395	33-74	.446	3-6	.500	81	4.1	26	54-0	28	14	4	130	6.5
07-08	17	508	37-93	.398	22-54	.407	8-11	.727	33	1.9	23	41-0	11	9	6	104	6.1
08-09	5	130	7-13	.538	5-9	.556	2-2	1.000	15	3.0	3	10-0	3	3	0	21	4.2
TOT	274	4183	443-774	.572	0-4	.000	105-174	.603	1063	3.9	249	602-6	78	186	66	991	3.6

BOWIE, ANTHONY #25

How Obtained: Signed 10-day contract, 3/20/89; Signed 10-day contract, 3/29/89; Signed for season, 4/9/89

How Departed: Traded to Houston for cash, 8/15/89

NBA (1 Year)

YEAR	GP	MIN	FGM-FGA	PCT	FGM-FGA	PCT	FTM-FTA	PCT	REBS	AVG	AST	PF-DQ	STL	TO	BLK	PTS	AVG
88-89	18	438	72-144	.500	1-5	.200	10-15	.667	56	3.1	29	43-1	18	22	4	155	8.6

BRATZ, MIKE #23

How Obtained: From Cleveland for a third round pick in '83, 10/28/81

How Departed: Traded to Chicago for a fourth round pick in '83, 3/8/83

NBA (1 Year)

YEAR	GP	MIN	FGM-FGA	PCT	FGM-FGA	PCT	FTM-FTA	PCT	REBS	AVG	AST	PF-DQ	STL	TO	BLK	PTS	AVG
81-82	81	1616	230-565	.407	46-138	.333	119-152	.783	166	2.0	438	183-0	65	139	11	625	7.7
NBA PLAYOFFS (1 Year)																	
1982	9	180	15-52	.288	5-18	.278	8-10	.800	14	1.6	48	20-0	9	12	0	43	4.8

BREWER, RON #10

How Obtained: (1) From Portland for M. Gale and a first round pick in '82, 12/19/80; (2) From Golden St. for cash and a second round pick in '85, 1/21/84

How Departed: (1) Traded to Cleveland, with R. Johnson, for Mitchell and Phegley, 12/24/81; (2) Waived, 12/5/84

NBA (4 Years)

YEAR	GP	MIN	FGM-FGA	PCT	FGM-FGA	PCT	FTM-FTA	PCT	REBS	AVG	AST	PF-DQ	STL	TO	BLK	PTS	AVG
80-81	46	904	180-385	.468	0-2	.000	65-80	.813	53	1.2	93	53-0	27	54	25	425	9.2
81-82	25	595	182-361	.504	3-10	.300	77-88	.875	50	2.0	67	37-0	23	34	7	444	17.8
83-84	40	782	152-345	.441	3-13	.231	41-50	.820	50	1.3	44	54-0	18	33	16	348	8.7
84-85	9	81	13-34	.382	0-0	.000	7-7	1.000	3	0.3	6	8-0	1	4	1	33	3.7
TOT	120	2362	527-1125	.468	6-25	.240	190-225	.844	156	1.3	210	152-0	9	125	49	1250	10.4
NBA PLAYOFFS (1 Year)																	
1981	7	118	29-61	.475	1-3	.333	21-29	.724	5	0.7	13	6-0	2	6	6	80	11.4

40 [BACK TO TABLE OF CONTENTS](#)

BUECHLER, JUD #33										6-6		F	Arizona '90				6/19/68			
How Obtained: Claimed off waivers from New Jersey, 11/12/91																				
How Departed: Waived, 12/17/91																				
NBA (1 Year)																				
3-POINT																				
YEAR	GP	MIN	FGM-FGA	PCT	FGM-FGA	PCT	FTM-FTA	PCT	REBS	AVG	AST	PF-DQ	STL	TO	BLK	PTS	AVG			
91-92	11	140	15-30	.500	0-0	.000	3-9	.333	22	2.0	11	18-0	8	5	3	33	3.0			

FORMER SPURS STATISTICS

BURTON, WILLIE #9

How Obtained: Signed as free agent, 2/24/98

How Departed: Unsigned free agent, 7/1/98

NBA (1 Year)

6-8 F

Minnesota '90

5/26/68

YEAR	GP	MIN	FGM-FGA	PCT	3-POINT FGM-FGA	PCT	FTM-FTA	PCT	REBS	AVG	AST	PF-DQ	STL	TO	BLK	PTS	AVG
97-98	13	43	8-21	.381	8-12	.667	3-9	.333	9	0.7	1	7-0	2	1	2	27	2.1

BUTLER, JACKIE #45

How Obtained: Signed as free agent, 7/21/06

How Departed: Traded to Houston, with the rights to Scola, for Spanoulis, 7/12/07

NBA (1 Year)

6-10 C

Coastal Christian Academy

3/10/85

YEAR	GP	MIN	FGM-FGA	PCT	3-POINT FGM-FGA	PCT	FTM-FTA	PCT	REBS	AVG	AST	PF-DQ	STL	TO	BLK	PTS	AVG
06-07	11	103	16-35	.457	0-0	.000	9-10	.900	22	2.0	5	16-0	2	10	0	41	3.7

BYARS, DERRICK #34

How Obtained: Signed as free agent, 4/25/12

How Departed: Waived, 8/21/12

NBA (1 Year)

6-7 G/F

Vanderbilt '07

4/25/84

YEAR	GP	MIN	FGM-FGA	PCT	3-POINT FGM-FGA	PCT	FTM-FTA	PCT	REBS	AVG	AST	PF-DQ	STL	TO	BLK	PTS	AVG
11-12	2	37	3-11	.273	0-6	.000	4-4	1.000	11	5.5	1	2-0	2	0	0	10	5

CALVIN, MACK #24

How Obtained: From LA Lakers for a first round pick in '77 and cash, 11/16/76

How Departed: Waived, 2/11/77

NBA (1 Year)

6-0 G

USC '69

7/27/48

YEAR	GP	MIN	FGM-FGA	PCT	3-POINT FGM-FGA	PCT	FTM-FTA	PCT	REBS	AVG	AST	PF-DQ	STL	TO	BLK	PTS	AVG
76-77	35	606	93-237	.392	—	—	123-146	.842	31	0.9	104	58-0	23	—	1	309	8.8

CARR, ANTOINE #35

How Obtained: From Sacramento for Schintzius and a second round pick in '94, 9/23/91

How Departed: Unsigned free agent, 7/1/94

NBA (3 Years)

6-9 F

Wichita State '83

7/23/61

YEAR	GP	MIN	FGM-FGA	PCT	3-POINT FGM-FGA	PCT	FTM-FTA	PCT	REBS	AVG	AST	PF-DQ	STL	TO	BLK	PTS	AVG
91-92	81	1867	359-732	.490	1-5	.200	162-212	.764	346	4.3	63	264-5	32	114	96	881	10.9
92-93	71	1947	379-705	.538	0-5	.000	174-224	.777	388	5.5	97	264-5	35	96	87	932	13.1
93-94	34	465	78-160	.488	0-1	.000	42-58	.724	51	1.5	15	75-0	9	15	22	198	5.8
TOT	186	4279	816-1597	.511	1-11	.091	378-494	.765	785	4.2	175	603-10	76	225	205	2011	10.8
NBA PLAYOFFS (3 Years)																	
1992	3	109	24-44	.545	1-2	.500	10-16	.625	23	7.7	3	14-1	2	4	11	59	19.7
1993	8	171	39-74	.527	0-0	.000	6-10	.600	38	4.8	9	28-1	3	7	9	84	10.5
1994	3	37	5-11	.455	0-0	.000	8-9	.889	1	0.3	3	7-0	1	0	2	18	6.0
TOT	14	317	68-129	.527	1-2	.500	24-35	.686	62	4.4	15	49-2	6	11	22	161	11.5

CARROLL, MATT #3

How Obtained: Signed as free agent, 3/8/04

How Departed: Unsigned free agent, 7/04

NBA (1 Year)

6-6 G

Notre Dame '03

8/28/80

YEAR	GP	MIN	FGM-FGA	PCT	3-POINT FGM-FGA	PCT	FTM-FTA	PCT	REBS	AVG	AST	PF-DQ	STL	TO	BLK	PTS	AVG
03-04	3	22	2-5	.400	0-0	.000	2-4	.500	3	1.0	1	5-0	1	4	0	6	2.0

CARTER, ANTHONY #7

How Obtained: Signed as free agent, 8/1/03

How Departed: Waived, 12/5/03

NBA (1 Year)

6-2 G

Hawaii '98

6/16/75

YEAR	GP	MIN	FGM-FGA	PCT	3-POINT FGM-FGA	PCT	FTM-FTA	PCT	REBS	AVG	AST	PF-DQ	STL	TO	BLK	PTS	AVG
03-04	5	87	11-37	.297	0-3	.000	0-0	.000	11	2.2	12	9-0	4	12	0	22	4.4

CHAMBERS, JERRY #40

How Obtained: Signed as free agent, 1973

How Departed: Waived, 1/24/74

ABA (1 Year)

6-5 F

Utah '66

7/18/43

YEAR	GP	MIN	FGM-FGA	PCT	3-POINT FGM-FGA	PCT	FTM-FTA	PCT	REBS	AVG	AST	PF-DQ	STL	TO	BLK	PTS	AVG
73-74	38	579	94-206	.456	0-0	.000	36-48	.750	103	2.7	42	74-0	11	28	3	224	5.9

CHEEKS, MAURICE #10

How Obtained: From Philadelphia, with Welp and Wingate, for Dawkins and Vincent, 8/28/89

How Departed: Traded to New York for Strickland, 2/21/90

NBA (1 Year)

6-1 G

West Texas State '78

9/8/56

YEAR	GP	MIN	FGM-FGA	PCT	3-POINT FGM-FGA	PCT	FTM-FTA	PCT	REBS	AVG	AST	PF-DQ	STL	TO	BLK	PTS	AVG
89-90	50	1766	215-450	.478	1-9	.111	114-137	.832	167	3.3	302	46-0	82	85	5	545	10.9

CLAXTON, SPEEDY #10

How Obtained: From Philadelphia for Bryant and the draft rights to Salmons and Holcomb, 6/26/02

How Departed: Unsigned free agent, 7/16/03

NBA (1 Year)

5-11 G

Hofstra '00

5/8/78

YEAR	GP	MIN	FGM-FGA	PCT	3-POINT FGM-FGA	PCT	FTM-FTA	PCT	REBS	AVG	AST	PF-DQ	STL	TO	BLK	PTS	AVG
02-03	30	471	67-145	.462	0-11	.000	39-57	.684	56	1.9	75	43-0	22	35	7	173	5.8
NBA PLAYOFFS (1 Year)																	
2003	24	326	46-105	.438	0-0	.000	33-44	.750	45	1.9	45	38-0	16	24	5	125	5.2

COMEGYS, DALLAS #22

How Obtained: From New Jersey for Berry, 8/29/88

How Departed: Unsigned free agent, 7/1/89

NBA (1 Year)

6-9 F

DePaul '87

8/17/64

YEAR	GP	MIN	FGM-FGA	PCT	3-POINT FGM-FGA	PCT	FTM-FTA	PCT	REBS	AVG	AST	PF-DQ	STL	TO	BLK	PTS	AVG
88-89	67	1119	166-341	.487	0-2	.000	106-161	.658	234	3.5	30	160-2	42	85	63	438	6.5

FORMER SPURS STATISTICS

COOK, DARWIN #12				6-3	G	Portland '80				8/6/58							
How Obtained: Signed as free agent, 11/10/88																	
How Departed: Traded to Denver, with Greenwood, for Natt and Vincent, 1/26/89																	
NBA (1 Year)				3-POINT													
YEAR	GP	MIN	FGM-FGA	PCT	FGM-FGA	PCT	FTM-FTA	PCT	REBS	AVG	AST	PF-DQ	STL	TO	BLK	PTS	AVG
88-89	36	757	147-315	.467	6-31	.194	46-56	.821	59	1.6	84	77-0	43	62	4	346	9.6

COOK, JEFF #45				6-10		F/C	Idaho State '78				10/21/56						
How Obtained: From Cleveland for Jones and cash, 12/14/84																	
How Departed: Traded to Utah, with Iavaroni, for J. Wilkins, 2/16/86																	
NBA (2 Years)				3-POINT													
YEAR	GP	MIN	FGM-FGA	PCT	FGM-FGA	PCT	FTM-FTA	PCT	REBS	AVG	AST	PF-DQ	STL	TO	BLK	PTS	AVG
84-85	54	848	92-174	.529	0-0	.000	30-37	.811	210	3.9	39	150-2	25	32	14	214	4.0
85-86	34	356	28-67	.418	0-1	.000	26-41	.634	81	2.4	21	64-0	13	11	11	82	2.4
TOT	88	1204	120-241	.498	0-1	.000	56-78	.718	291	3.3	60	214-2	38	43	25	296	3.4
NBA PLAYOFFS (1 Year)				3-POINT													
1985	5	98	9-18	.500	0-1	.000	17-25	.680	29	5.8	4	23-0	5	6	6	35	7.0

COPA, TOM #30					6-10		C	Marquette '87					10/30/64				
How Obtained: Signed as free agent, 8/9/91																	
How Departed: Waived, 6/25/92																	
NBA (1 Year)					3-POINT												
YEAR	GP	MIN	FGM-FGA	PCT	FGM-FGA	PCT	FTM-FTA	PCT	REBS	AVG	AST	PF-DQ	STL	TO	BLK	PTS	AVG
91-92	33	132	22-40	.550	0-0	.000	4-13	.308	36	1.1	3	29-0	2	8	6	48	1.5

CORBIN, TYRONE #23										6-6	F	DePaul '85	12/31/62				
How Obtained: Second round pick, 1985 Draft, 35th overall																	
How Departed: Waived, 1/21/87																	
NBA (2 Years)				3-POINT													
YEAR	GP	MIN	FGM-FGA	PCT	FGM-FGA	PCT	FTM-FTA	PCT	REBS	AVG	AST	PF-DQ	STL	TO	BLK	PTS	AVG
85-86	16	174	27-64	.422	0-1	.000	10-14	.714	25	1.6	11	21-0	11	12	2	64	4.0
86-87	31	732	113-264	.428	0-0	.000	49-67	.731	119	3.8	80	81-0	38	46	3	275	8.9
TOT	47	906	140-328	.427	0-1	.000	59-81	.728	144	3.1	91	102-0	49	58	5	339	7.2
NBA PLAYOFFS (1 Year)				3-POINT													
1986	1	14	0-4	.000	0-0	.000	0-0	.000	1	1.0	1	0-0	0	0	0	0	0.0

CORZINE, DAVE #40				6-11		C	DePaul '78				4/25/56						
How Obtained: From Washington for second round picks in '81 and '82, 9/26/80																	
How Departed: Traded to Chicago, with Olberding, for Gilmore, 7/22/82																	
NBA (2 Years)				3-POINT													
YEAR	GP	MIN	FGM-FGA	PCT	FGM-FGA	PCT	FTM-FTA	PCT	REBS	AVG	AST	PF-DQ	STL	TO	BLK	PTS	AVG
80-81	82	1960	366-747	.490	0-3	.000	125-175	.714	636	7.8	117	212-0	42	131	99	857	10.5
81-82	82	2189	336-648	.519	1-4	.250	159-213	.746	629	7.7	130	235-3	33	139	126	832	10.1
TOT	164	4149	702-1395	.503	1-7	.143	284-388	.732	1265	7.7	247	447-3	75	270	225	1689	10.3
NBA PLAYOFFS (2 Years)																	
1981	7	161	27-55	.491	0-0	.000	9-13	.692	48	6.9	16	15-0	4	11	8	63	9.0
1982	9	258	49-106	.462	0-0	.000	24-34	.706	85	9.4	17	30-0	6	20	9	122	13.6
TOT	16	419	76-161	.472	0-0	.000	33-47	.702	133	8.3	33	45-0	10	31	17	185	11.6

COURTNEY, JOE #40					6-9	F	Southern Miss. '92					10/17/69					
How Obtained: Signed 10-day contract, 3/2/97																	
NBA (1 Year)																	
					3-POINT												
YEAR	GP	MIN	FGM-FGA	PCT	FGM-FGA	PCT	FTM-FTA	PCT	REBS	AVG	AST	PF-DQ	STL	TO	BLK	PTS	AVG
96-97	5	48	5-16	.313	0-0	.000	3-5	.600	7	1.4	0	6-0	0	2	0	13	2.6

CROMPTON, GEOFF #50				6-11		C	North Carolina '78				7/4/55						
How Obtained: Signed 10-day contract, 3/4/83; Signed for season, 3/14/83																	
How Departed: Waived, 4/7/83																	
NBA (1 Year)				3-POINT													
YEAR	GP	MIN	FGM-FGA	PCT	FGM-FGA	PCT	FTM-FTA	PCT	REBS	AVG	AST	PF-DQ	STL	TO	BLK	PTS	AVG
82-83	14	148	14-34	.412	0-0	.000	3-5	.600	48	3.4	7	25-0	3	5	5	31	2.2

CROSHERE, AUSTIN #22					6-10		F	Providence '97					5/1/75				
How Obtained: Signed 10-day contract, 1/16/09																	
NBA (1 Year)																	
3-POINT																	
YEAR	GP	MIN	FGM-FGA	PCT	FGM-FGA	PCT	FTM-FTA	PCT	REBS	AVG	AST	PF-DQ	STL	TO	BLK	PTS	AVG
08-09	3	23	2-9	.222	0-4	.000	0-1	.000	10	3.3	3	1-0	0	2	0	4	1.3

CROWDER, CORY #23				6-5		G		Kentucky Wesleyan '91				4/13/69					
How Obtained: (1) Signed as free agent, 10/6/94; (2) Signed as free agent, 11/12/94																	
How Departed: (1) Waived, 10/27/94; (2) Waived, 12/26/94																	
NBA (1 Year)				3-POINT													
YEAR	GP	MIN	FGM-FGA	PCT	FGM-FGA	PCT	FTM-FTA	PCT	REBS	AVG	AST	PF-DQ	STL	TO	BLK	PTS	AVG
94-95	7	29	2-10	.200	0-4	.000	2-6	.333	3	0.4	1	1-0	1	2	0	6	0.9

FORMER SPURS STATISTICS

CUMMINGS, TERRY #34

6-9 F DePaul '83

3/15/61

How Obtained: From Milwaukee, with future considerations, for A. Robertson, G. Anderson and future considerations, 5/28/89

How Departed: Unsigned free agent, 7/1/95

NBA (6 Years)

YEAR	GP	MIN	FGM-FGA	PCT	3-POINT FGM-FGA	PCT	FTM-FTA	PCT	REBS	AVG	AST	PF-DQ	STL	TO	BLK	PTS	AVG
89-90	81	2821	728-1532	.475	19-59	.322	343-440	.780	677	8.4	219	286-1	110	202	52	1818	22.4
90-91	67	2195	503-1039	.484	7-33	.212	164-240	.683	521	7.8	157	225-5	61	131	30	1177	17.6
91-92	70	2149	514-1053	.488	5-13	.385	177-249	.711	631	9.0	102	210-4	58	115	34	1210	17.3
92-93	8	76	11-29	.379	0-0	.000	5-10	.500	19	2.4	4	17-0	1	2	1	27	3.4
93-94	59	1133	183-428	.428	0-2	.000	63-107	.589	297	5.0	50	137-0	31	59	13	429	7.3
94-95	76	1273	224-464	.483	0-0	.000	72-123	.585	378	5.0	59	188-1	36	95	19	520	6.8
TOT	361	9647	2163-4545	.476	31-107	.290	824-1169	.705	2523	7.0	591	1063-11	297	604	149	5181	14.4

NBA PLAYOFFS (6 Years)

YEAR	GP	MIN	FGM-FGA	PCT	3-POINT FGM-FGA	PCT	FTM-FTA	PCT	REBS	AVG	AST	PF-DQ	STL	TO	BLK	PTS	AVG
1990	10	375	103-195	.528	1-5	.200	42-52	.808	94	9.4	22	39-0	7	19	4	249	24.9
1991	4	124	25-49	.510	0-1	.000	9-18	.500	37	9.3	4	13-0	3	9	2	59	14.8
1992	3	122	34-66	.515	0-0	.000	10-20	.500	34	11.3	7	9-0	4	7	4	78	26.0
1993	10	138	31-70	.443	0-1	.000	5-8	.625	39	3.9	5	27-0	3	8	1	67	6.7
1994	4	72	11-22	.500	0-0	.000	10-12	.833	25	6.3	2	10-0	5	4	3	32	8.0
1995	15	135	18-48	.375	0-1	.000	22-30	.733	31	2.1	4	25-0	5	7	1	58	3.9
TOT	46	966	222-450	.493	1-8	.125	98-140	.700	260	5.7	44	103-0	27	54	15	543	11.8

D'ANTONI, MIKE #14

6-3 G

Marshall '73

5/8/51

How Obtained: Signed as free agent, 8/20/76

How Departed: Waived, 11/22/76

NBA (1 Year)

YEAR	GP	MIN	FGM-FGA	PCT	3-POINT FGM-FGA	PCT	FTM-FTA	PCT	REBS	AVG	AST	PF-DQ	STL	TO	BLK	PTS	AVG
76-77	2	9	1-3	.333	—	—	1-2	.500	2	1.0	2	3-0	0	0	0	3	1.5

DAMPIER, LOUIE #10

6-0 G

Kentucky '67

11/20/44

How Obtained: ABA Dispersal Draft (Kentucky), 1976

How Departed: Waived, 7/79

NBA (3 Years)

YEAR	GP	MIN	FGM-FGA	PCT	3-POINT FGM-FGA	PCT	FTM-FTA	PCT	REBS	AVG	AST	PF-DQ	STL	TO	BLK	PTS	AVG
76-77	80	1634	233-507	.460	—	—	64-86	.744	76	1.0	234	93-0	49	—	15	530	6.6
77-78	82	2037	336-660	.509	—	—	76-101	.752	122	1.5	285	84-0	87	95	13	748	9.1
78-79	70	760	123-251	.490	—	—	29-39	.744	63	0.9	124	42-0	35	39	8	275	3.9
TOT	232	4431	692-1418	.488	—	—	169-226	.748	261	1.1	643	219-0	171	134	36	1553	6.7

NBA PLAYOFFS (3 Years)

YEAR	GP	MIN	FGM-FGA	PCT	3-POINT FGM-FGA	PCT	FTM-FTA	PCT	REBS	AVG	AST	PF-DQ	STL	TO	BLK	PTS	AVG
1977	2	62	4-16	.250	—	—	4-4	1.000	3	1.5	9	4-0	1	0	1	12	6.0
1978	6	129	17-37	.459	—	—	1-4	.250	7	1.2	15	7-0	4	4	2	35	5.8
1979	7	55	8-14	.571	—	—	4-7	.571	5	0.7	8	8-0	3	1	1	20	2.9
TOT	15	246	29-67	.433	—	—	9-15	.600	15	1.0	32	19-0	8	5	4	67	4.5

DANIELS, ANTONIO #33

6-4 G

Bowling Green '97

3/19/75

How Obtained: From Vancouver for Herrera and the rights to Lopez, 6/24/98

How Departed: Traded to Portland, with McCaskill and C. Smith, for Kerr, Barkley and a second round pick in '03, 8/5/02

NBA (4 Years)

YEAR	GP	MIN	FGM-FGA	PCT	3-POINT FGM-FGA	PCT	FTM-FTA	PCT	REBS	AVG	AST	PF-DQ	STL	TO	BLK	PTS	AVG
98-99	47	614	83-183	.454	5-17	.294	49-65	.754	54	1.1	106	39-0	30	44	6	220	4.7
99-00	68	1195	163-344	.474	22-66	.333	72-101	.713	86	1.3	177	73-0	55	58	5	420	6.2
00-01	79	2060	275-588	.468	74-183	.404	121-156	.776	163	2.1	304	120-0	61	109	14	745	9.4
01-02	82	2175	269-612	.440	57-196	.291	158-210	.752	176	2.1	228	104-0	48	70	12	753	9.2
TOT	276	6044	790-1727	.457	158-462	.342	400-532	.752	479	1.7	815	336-0	194	281	37	2138	7.7

NBA PLAYOFFS (4 Years)

YEAR	GP	MIN	FGM-FGA	PCT	3-POINT FGM-FGA	PCT	FTM-FTA	PCT	REBS	AVG	AST	PF-DQ	STL	TO	BLK	PTS	AVG
1999	15	506	9-21	.429	4-6	.667	5-6	.833	10	0.7	16	7-0	4	10	0	27	1.8
2000	4	82	9-23	.391	2-8	.250	9-13	.692	10	2.5	6	5-0	7	6	0	29	7.3
2001	13	406	63-131	.481	17-46	.370	33-35	.943	26	2.0	38	22-0	7	13	1	176	13.5
2002	10	224	35-77	.455	6-16	.375	19-22	.864	27	2.7	15	13-0	7	5	3	95	9.5
TOT	42	818	116-252	.460	29-76	.382	66-76	.868	73	1.7	75	47-0	25	34	4	327	7.8

DANIELS, LLOYD #24

6-7 G

Mt. San Antonio College '87

9/4/67

How Obtained: Signed as free agent, 7/21/92

How Departed: Waived, 10/4/94

NBA (2 Years)

YEAR	GP	MIN	FGM-FGA	PCT	3-POINT FGM-FGA	PCT	FTM-FTA	PCT	REBS	AVG	AST	PF-DQ	STL	TO	BLK	PTS	AVG
92-93	77	1573	285-644	.443	59-177	.333	72-99	.727	216	2.8	148	144-0	38	102	30	701	9.1
93-94	65	980	140-372	.376	44-125	.352	46-64	.719	111	1.7	94	69-0	29	60	16	370	5.7
TOT	142	2553	425-1016	.418	103-302	.341	118-163	.724	327	2.3	242	213-0	67	162	46	1071	7.5

NBA PLAYOFFS (2 Years)

YEAR	GP	MIN	FGM-FGA	PCT	3-POINT FGM-FGA	PCT	FTM-FTA	PCT	REBS	AVG	AST	PF-DQ	STL	TO	BLK	PTS	AVG
1993	8	74	11-30	.367	1-7	.143	5-6	.833	15	1.9	2	8-0	3	5	0	28	3.5
1994	4	66	8-20	.400	4-8	.500	2-2	1.000	9	2.3	3	4-0	0	2	1	22	5.5
TOT	12	140	19-50	.380	5-15	.333	7-8	.875	24	2.0	5	12-0	3	7	1	50	4.2

DAVIS, CHARLES #23

6-7 F

Vanderbilt '81

10/5/58

How Obtained: From Milwaukee, with cash and a second round pick in '89, for Krystkowiak, 11/18/87

How Departed: Waived, 12/28/87

NBA (1 Year)

YEAR	GP	MIN	FGM-FGA	PCT	3-POINT FGM-FGA	PCT	FTM-FTA	PCT	REBS	AVG	AST	PF-DQ	STL	TO	BLK	PTS	AVG
87-88	16	187	42-97	.433	1-15	.067	7-10	.700	38	2.4	17	25-0	0	13	3	92	5.8

DAVIS, HARRY #23

6-7 F

Florida State '78

1/27/56

How Obtained: Signed 10-day contract, 2/25/80

How Departed: Waived, 3/3/80

NBA (1 Year)

YEAR	GP	MIN	FGM-FGA	PCT	3-POINT FGM-FGA	PCT	FTM-FTA	PCT	REBS	AVG	AST	PF-DQ	STL	TO	BLK	PTS	AVG
79-80	4	30	6-12	.500	0-0	.000	1-2	.500	6	1.5	0	8-0	1	3	0	13	3.3

FORMER SPURS STATISTICS

DAWKINS, JOHNNY #24					6-2		G	Duke '86					9/28/63				
How Obtained: First round pick, 1986 Draft, 10th overall																	
How Departed: Traded to Philadelphia, with Vincent, for Cheeks, Wingate and Welp, 8/28/89																	
NBA (3 Years)					3-POINT												
YEAR	GP	MIN	FGM-FGA	PCT	FGM-FGA	PCT	FTM-FTA	PCT	REBS	AVG	AST	PF-DQ	STL	TO	BLK	PTS	AVG
86-87	81	1682	334-764	.437	14-47	.298	153-191	.801	169	2.1	290	118-0	67	120	3	835	10.3
87-88	65	2179	405-835	.485	19-61	.311	198-221	.896	204	3.1	480	95-0	88	154	2	1027	15.8
88-89	32	1083	177-400	.443	0-4	.000	100-112	.893	101	3.2	224	64-0	55	111	0	454	14.2
TOT	178	4944	916-1999	.458	33-112	.295	451-524	.861	474	2.7	994	277-0	210	385	5	2316	13.0
NBA PLAYOFFS (1 Year)																	
1988	3	53	6-23	.261	0-2	.000	3-4	.750	3	1.0	5	2-0	2	1	0	15	5.0

DAWSON, ERIC #23					6-9		F	Midwestern State '07					7/7/84				
How Obtained: (1) Signed 10-day contract, 2/20/12 (2) Signed 10-day contract, 3/16/12																	
NBA (1 Year)					3-POINT												
YEAR	GP	MIN	FGM-FGA	PCT	FGM-FGA	PCT	FTM-FTA	PCT	REBS	AVG	AST	PF-DQ	STL	TO	BLK	PTS	AVG
11-12	4	39	7-12	.583	0-0	-	1-2	.500	10	2.5	0	6-0	1	3	2	15	3.8

DEL NEGRO, VINNY #15					6-4		G	N.C. State '88					8/9/66				
How Obtained: Signed as free agent, 7/30/92																	
How Departed: Unsigned free agent, 1/99																	
NBA (6 Years)					3-POINT												
YEAR	GP	MIN	FGM-FGA	PCT	FGM-FGA	PCT	FTM-FTA	PCT	REBS	AVG	AST	PF-DQ	STL	TO	BLK	PTS	AVG
92-93	73	1526	218-430	.507	6-24	.250	101-117	.863	163	2.2	291	146-0	44	92	1	543	7.4
93-94	77	1949	309-634	.487	15-43	.349	140-170	.824	161	2.1	320	168-0	64	102	1	773	10.0
94-95	75	2360	372-766	.486	66-162	.407	128-162	.790	192	2.6	226	179-0	61	56	14	938	12.5
95-96	82	2766	478-962	.497	57-150	.380	178-214	.832	272	3.3	315	166-0	85	100	6	1191	14.5
96-97	72	2243	365-781	.467	44-140	.314	112-129	.868	210	2.9	231	131-0	59	92	7	886	12.3
97-98	54	1721	211-479	.441	17-39	.436	74-93	.796	152	2.8	183	113-0	39	53	6	513	9.5
TOT	433	12565	1953-4052	.482	205-558	.367	733-885	.828	1150	2.7	1566	903-0	352	495	35	4844	11.2
NBA PLAYOFFS (5 Years)																	
1993	8	112	17-38	.447	2-9	.222	4-4	1.000	19	2.4	24	13-0	1	3	1	40	5.0
1994	4	93	12-27	.444	2-4	.500	3-5	.600	7	1.8	18	6-0	1	6	0	29	7.3
1995	15	382	5-118	.432	9-20	.450	20-24	.833	32	2.1	37	23-0	8	16	2	131	8.7
1996	10	379	57-124	.460	16-27	.593	13-19	.684	26	2.6	29	19-0	13	6	3	143	14.3
1998	9	283	39-81	.481	2-10	.200	16-17	.941	24	2.7	29	30-0	8	13	0	96	10.7
TOT	46	1249	176-388	.454	31-70	.443	56-69	.812	108	2.3	137	91-0	31	44	6	439	9.5

DEMPS, DELL #5					6-4		G	Pacific '92					2/12/70				
How Obtained: Signed as free agent, 10/7/95																	
How Departed: Unsigned free agent, 7/1/96																	
NBA (1 Year)					3-POINT												
YEAR	GP	MIN	FGM-FGA	PCT	FGM-FGA	PCT	FTM-FTA	PCT	REBS	AVG	AST	PF-DQ	STL	TO	BLK	PTS	AVG
95-96	16	87	19-33	.576	1-2	.500	14-17	.824	9	0.6	8	10-0	3	12	1	53	3.3

DENTMON, JUSTIN #1					5-11		G	Washington '09					9/5/85				
How Obtained: Signed 10-day contract on 3/24/12																	
NBA (1 Year)					3-POINT												
YEAR	GP	MIN	FGM-FGA	PCT	FGM-FGA	PCT	FTM-FTA	PCT	REBS	AVG	AST	PF-DQ	STL	TO	BLK	PTS	AVG
11-12	2	19	2-6	.333	0-4	.000	0-0	-	1	.50	1	2-0	1	0	0	4	2.0

DIAL, DERRICK #5					6-5		G	Eastern Michigan '98					12/20/75				
How Obtained: Second round pick, 1998 Draft, 52nd overall																	
How Departed: Unsigned free agent, 7/18/01																	
NBA (2 Years)					3-POINT												
YEAR	GP	MIN	FGM-FGA	PCT	FGM-FGA	PCT	FTM-FTA	PCT	REBS	AVG	AST	PF-DQ	STL	TO	BLK	PTS	AVG
99-00	8	95	17-46	.370	3-12	.250	3-5	.600	26	3.3	5	10-0	1	6	1	40	5.0
00-01	33	207	36-83	.434	2-10	.200	12-21	.571	38	1.2	21	22-0	4	12	6	86	2.6
TOT	41	302	53-129	.411	5-22	.227	15-26	.577	64	1.6	26	32-0	5	18	7	126	3.1
NBA PLAYOFFS (1 Year)																	
2000	2	8	2-4	.500	0-0	.000	1-2	.500	2	1.0	0	1-0	0	0	0	5	2.5

DIETRICK, COBY #25					6-11		C/F	San Jose State '70					7/23/48				
How Obtained: (1) Signed as free agent with Dallas, 1972; (2) Signed 10-day contract, 1/18/83; Signed 10-day contract, 1/28/83																	
How Departed: (1) Signed as free agent with Chicago (received Tate Armstrong and cash as compensation on 9/5/79), 8/2/79; (2) Waived, 2/8/83																	
ABA (3 Years)					3-POINT												
YEAR	GP	MIN	FGM-FGA	PCT	FGM-FGA	PCT	FTM-FTA	PCT	REBS	AVG	AST	PF-DQ	STL	TO	BLK	PTS	AVG
73-74	84	2142	251-569	.441	0-3	.000	81-114	.711	532	6.3	253	285-0	89	151	50	583	6.9
74-75	82	1724	222-444	.500	2-4	.500	76-99	.768	524	6.4	168	266-0	82	117	55	522	6.4
75-76	81	1467	200-403	.496	1-7	.143	68-82	.829	349	4.3	159	257-0	67	112	43	469	5.8
TOT	247	5333	673-1416	.475	3-14	.214	225-295	.763	1405	5.7	581	708-0	245	380	148	1576	6.4
NBA (4 Years)																	
76-77	82	1772	285-620	.460	—	—	119-166	.717	372	4.5	148	267-8	88	—	57	689	8.4
77-78	79	1876	250-543	.460	—	—	89-114	.781	358	4.5	217	231-4	81	144	55	589	7.5
78-79	76	1487	209-440	.523	—	—	79-99	.798	315	4.1	198	206-7	72	92	38	497	6.5
82-83	8	34	1-5	.200	0-0	.000	0-2	.000	8	1.0	6	6-0	1	1	0	2	0.3
TOT	245	5169	745-1568	.475	0-0	.000	287-381	.753	1053	4.3	569	710-19	242	237	150	1777	7.3
ABA PLAYOFFS (3 Years)																	
1974	7	129	13-25	.520	0-2	.000	8-12	.667	27	3.8	9	17-0	2	7	7	34	4.9
1975	6	187	30-49	.612	0-2	.000	9-11	.818	40	6.7	22	26-0	6	14	7	69	1.2
1976	7	208	27-55	.491	0-0	.000	8-13	.615	41	5.9	15	28-0	7	17	6	62	8.9
TOT	20	524	70-129	.543	0-2	.000	25-36	.694	108	5.4	46	71-0	15	38	20	165	8.3
NBA PLAYOFFS (3 Years)																	
1977	2	64	12-23	.523	—	—	2-6	.333	9	4.5	5	4-0	1	0	0	26	13.0
1978	6	96	14-27	.519	—	—	1-2	.500	25	4.2	4	18-1	5	9	5	29	4.8
1979	14	281	39-88	.443	—	—	4-8	.500	65	4.6	26	41-0	12	18	3	82	5.9
TOT	22	441	65-138	.471	—	—	7-16	.438	99	4.5	35	63-1	18	27	8	137	6.2

FORMER SPURS STATISTICS

DINKINS, BYRON #4

How Obtained: Signed as free agent, 11/6/90

How Departed: Waived, 12/17/90

NBA (1 Year)

YEAR	GP	MIN	FGM-FGA	PCT	3-POINT FGM-FGA	PCT	FTM-FTA	PCT	REBS	AVG	AST	PF-DQ	STL	TO	BLK	PTS	AVG
90-91	10	144	13-33	.394	0-0	.000	8-9	.889	11	1.1	19	12-0	2	13		34	3.4

DIOGU, IKE #1

How Obtained: Signed as free agent on 1/3/12

How Departed: Waived on 1/12/12

NBA (1 Year)

YEAR	GP	MIN	FGM-FGA	PCT	3-POINT FGM-FGA	PCT	FTM-FTA	PCT	REBS	AVG	AST	PF-DQ	STL	TO	BLK	PTS	AVG
11-12	2	0	0-2	.000	0-0	-	2-2	1.000	1	.500	0	1-0	0	1	0	2	1.0

DUCKWORTH, KEVIN #54

How Obtained: Second round pick, 1986 Draft, 33rd overall

How Departed: Traded to Portland for Berry, 12/18/86

NBA (1 Year)

YEAR	GP	MIN	FGM-FGA	PCT	3-POINT FGM-FGA	PCT	FTM-FTA	PCT	REBS	AVG	AST	PF-DQ	STL	TO	BLK	PTS	AVG
86-87	14	122	18-45	.400	0-0	.000	9-14	.643	31	2.2	6	27-0	5	4	3	45	3.2

DUNLEAVY, MIKE #10

How Obtained: Signed as veteran free agent (Houston got third round pick in '83), 10/16/82

How Departed: Signed as veteran free agent with Milwaukee (Spurs got fourth round pick in '84 and cash), 3/8/84

NBA (1 Year)

YEAR	GP	MIN	FGM-FGA	PCT	3-POINT FGM-FGA	PCT	FTM-FTA	PCT	REBS	AVG	AST	PF-DQ	STL	TO	BLK	PTS	AVG
82-83	79	1619	213-510	.418	67-194	.345	120-154	.779	134	1.7	437	210-1	74	160	4	613	7.8

NBA PLAYOFFS (1 Year)

1983	11	174	22-65	.338	8-30	.267	9-13	.692	13	1.2	49	22-0	9	14	1	61	5.5
------	----	-----	-------	------	------	------	------	------	----	-----	----	------	---	----	---	----	-----

EDMONSON, KEITH #10

How Obtained: From Atlanta for cash, 10/17/83

How Departed: Traded to Denver for a second round pick in '84, 1/21/84

NBA (1 Year)

YEAR	GP	MIN	FGM-FGA	PCT	3-POINT FGM-FGA	PCT	FTM-FTA	PCT	REBS	AVG	AST	PF-DQ	STL	TO	BLK	PTS	AVG
83-84	40	521	135-274	.493	0-0	.000	76-101	.752	70	1.8	27	67-1	22	45	6	346	8.7

EISLEY, HOWARD #1

How Obtained: Signed to 10-day contract, 2/26/95; Signed to 10-day contract, 3/9/95; Signed for season, 3/18/95

How Departed: Waived, 4/17/95

NBA (1 Year)

YEAR	GP	MIN	FGM-FGA	PCT	3-POINT FGM-FGA	PCT	FTM-FTA	PCT	REBS	AVG	AST	PF-DQ	STL	TO	BLK	PTS	AVG
94-95	15	56	3-17	.176	1-5	.200	0-0	.000	6	0.4	18	3-0	0	8	1	7	0.5

ELIE, MARIO #17

How Obtained: Signed as free agent, 1/21/99

How Departed: Unsigned free agent, 8/1/00

NBA (2 Years)

YEAR	GP	MIN	FGM-FGA	PCT	3-POINT FGM-FGA	PCT	FTM-FTA	PCT	REBS	AVG	AST	PF-DQ	STL	TO	BLK	PTS	AVG
98-99	47	1291	156-331	.471	40-107	.374	103-119	.866	137	2.9	89	91-0	46	61	12	455	9.7
99-00	79	2217	195-457	.427	74-186	.398	126-149	.846	249	3.2	193	156-0	73	130	9	590	7.5
TOT	126	3508	351-788	.445	114-293	.389	229-268	.854	386	3.1	282	247-0	119	191	21	1045	8.3

NBA PLAYOFFS (2 Years)

1999	17	526	43-112	.384	8-30	.267	41-49	.837	59	3.5	50	42-0	22	25	2	135	7.9
2000	4	115	6-22	.273	1-7	.143	17-18	.944	17	4.3	7	4-0	5	12	0	30	7.5
TOT	21	641	49-134	.366	9-37	.243	58-67	.866	76	3.6	57	46-0	27	37	2	165	7.9

ELLIOTT, SEAN #32

How Obtained: (1) First round pick, 1989 Draft, 3rd overall (2) From Detroit for Curley and a 1997 second round pick, 7/19/94

How Departed: (1) Traded to Detroit, with Wood, for Rodman, Morris and future considerations, 10/1/93 (2) Unsigned free agent, 7/18/01

NBA (11 Years)

YEAR	GP	MIN	FGM-FGA	PCT	3-POINT FGM-FGA	PCT	FTM-FTA	PCT	REBS	AVG	AST	PF-DQ	STL	TO	BLK	PTS	AVG
89-90	81	2032	311-647	.481	1-9	.111	187-216	.866	297	3.7	154	172-0	45	112	14	810	10.0
90-91	82	3044	478-976	.490	20-64	.313	325-402	.808	456	5.6	238	190-2	69	147	33	1301	15.9
91-92	82	3120	514-1040	.494	25-82	.305	285-331	.861	439	5.4	214	149-0	84	152	29	1338	16.3
92-93	70	2604	451-918	.491	37-104	.356	268-337	.795	322	4.6	265	132-1	68	152	28	1207	17.2
94-95	81	2858	502-1072	.468	136-333	.408	326-404	.807	287	3.5	206	216-2	78	151	38	1466	18.1
95-96	77	2901	525-1127	.466	161-392	.411	326-423	.771	396	5.1	211	178-1	69	198	33	1537	20.0
96-97	39	1393	196-464	.422	42-126	.333	148-196	.755	190	4.9	124	105-1	24	89	24	582	14.9
97-98	36	1012	122-303	.403	34-90	.378	56-78	.718	124	3.4	62	92-1	24	57	14	334	9.3
98-99	50	1509	208-507	.410	39-119	.328	106-140	.757	213	4.3	117	104-1	26	71	17	561	11.2
99-00	19	391	38-106	.358	13-37	.351	25-32	.781	47	2.5	28	34-0	12	19	2	114	6.0
00-01	52	1229	147-339	.434	55-129	.426	60-84	.714	170	3.3	81	80-0	23	51	25	409	7.9
TOT	669	22093	3492-7499	.466	563-1485	.379	2112-2643	.799	2941	4.4	1700	1452-9	522	1199	257	9659	14.4

NBA PLAYOFFS (9 Years)

1990	10	291	53-96	.552	0-1	.000	21-29	.724	41	4.1	18	37-0	9	15	6	127	12.7
1991	4	132	17-40	.425	0-3	.000	25-32	.781	22	5.5	16	9-0	4	9	1	59	14.8
1992	3	137	19-40	.475	5-8	.625	16-18	.889	13	4.3	8	6-0	3	6	4	59	19.7
1993	10	381	59-125	.472	3-14	.214	37-40	.925	48	4.8	36	22-0	8	22	3	158	15.8
1995	15	574	87-200	.435	20-55	.364	66-85	.776	72	4.8	40	38-0	10	27	7	260	17.3
1996	10	389	47-117	.402	10-34	.294	51-64	.797	39	3.9	25	24-0	11	30	4	155	15.5
1999	17	574	68-153	.444	22-55	.400	45-59	.763	58	3.4	45	50-0	9	21	4	203	11.9
2000	4	119	15-40	.375	5-13	.385	5-8	.625	22	5.5	5	13-0	0	4	2	40	10.0
2001	12	239	19-51	.373	8-25	.364	11-11	1.000	26	2.2	14	21-0	5	13	6	57	4.8
TOT	85	2836	384-862	.445	73-205	.356	277-346	.801	341	4.0	207	220-0	59	147	37	1118	13.2

NBA ALL-STAR GAMES (2 years)

1993	1	15	1-6	.167	0-0	.000	3-4	.750	2	2.0	0	1-0	0	1	0	5	5.0
1996	1	22	5-12	.417	2-6	.333	1-1	.100	5	5.0	2	4-0	0	2	0	13	13.0
TOT	2	37	6-18	.333	2-6	.333	4-5	.800	7	3.5	2	5-0	0	3	0	18	9.0

FORMER SPURS STATISTICS

ELLIS, DALE #3					6-7	G	Tennessee '83					8/6/60					
How Obtained: From Milwaukee for the rights to Murray, 7/1/92																	
How Departed: Unsigned free agent, 7/1/94																	
NBA (2 Years)					3-POINT												
YEAR	GP	MIN	FGM-FGA	PCT	FGM-FGA	PCT	FTM-FTA	PCT	REBS	AVG	AST	PF-DQ	STL	TO	BLK	PTS	AVG
92-93	82	2731	545-1092	.499	119-297	.401	157-197	.797	312	3.8	107	179-0	78	111	18	1366	16.7
93-94	77	2590	478-967	.494	131-332	.395	83-107	.776	255	3.3	80	141-0	66	75	11	1170	15.2
TOT	159	5321	1023-2059	.497	250-629	.397	240-304	.789	567	3.6	187	320-0	144	186	29	2536	15.9
NBA PLAYOFFS (2 Years)																	
1993	10	305	51-113	.451	10-32	.313	13-16	.813	35	3.5	11	25-0	4	10	0	125	12.5
1994	4	114	17-43	.395	5-17	.294	3-5	.600	10	2.5	1	6-0	3	4	0	42	10.5
TOT	14	419	68-156	.436	15-49	.306	16-21	.762	45	3.2	12	31-0	7	14	0	167	11.9

ELSON, FRANCISCO #16									7-0		C	California '99				2/28/76			
How Obtained: Signed as free agent, 8/2/06																			
How Departed: Traded to Seattle, with Barry and a first round pick, for Thomas, 2/20/08																			
NBA (2 Years)									3-POINT										
YEAR	GP	MIN	FGM-FGA	PCT	FGM-FGA	PCT	FTM-FTA	PCT	REBS	AVG	AST	PF-DQ	STL	TO	BLK	PTS	AVG		
06-07	70	1332	144-282	.511	41-9	.000	62-80	.775	336	4.8	55	184-0	31	86	59	350	5.0		
07-08	41	534	62-148	.419	0-0	.000	20-24	.833	135	3.3	16	62-0	9	30	14	144	3.5		
TOT	111	1866	206-430	.479	0-2	.000	82-104	.788	471	4.2	71	246-0	40	116	73	494	4.5		
NBA PLAYOFFS (1 Year)																			
06-07	20	230	26-44	.591	0-1	.000	14-20	.700	62	3.1	2	41-0	8	19	6	66	3.3		

ELY, MELVIN #2				6-10		F	Fresno State '02							5/2/78			
How Obtained: From Charlotte for Williams and a second round pick, 2/13/07																	
How Departed: Unsigned free agent, 7/07																	
NBA (1 Year)				3-POINT													
YEAR	GP	MIN	FGM-FGA	PCT	FGM-FGA	PCT	FTM-FTA	PCT	REBS	AVG	AST	PF-DQ	STL	TO	BLK	PTS	AVG
06-07	6	65	6-20	.300	0-0	.000	7-12	.583	14	2.3	4	12-0	4	5	2	19	3.2

EVANS, MIKE #1					6-1	G	Kansas State '78										4/19/55	
How Obtained: Signed as free agent, 8/79																		
How Departed: Traded to Milwaukee for cash, 10/7/80																		
NBA (1 Year)					3-POINT													
YEAR	GP	MIN	FGM-FGA	PCT	FGM-FGA	PCT	FTM-FTA	PCT	REBS	AVG	AST	PF-DQ	STL	TO	BLK	PTS	AVG	
79-80	79	1246	208-464	.448	12-42	.286	58-85	.682	107	1.4	230	194-2	60	128	9	486	6.2	
NBA PLAYOFFS (1 Year)																		
1980	2	12	3-8	.375	2-4	.500	3-4	.750	2	1.0	2	2-0	0	0	0	11	5.5	

FARMER, DESMON #33				6-5		G	USC '04				10/7/81						
How Obtained: Signed as a free agent, 9/17/08																	
How Departed: Waived, 11/16/08																	
NBA (1 Year)				3-POINT													
YEAR	GP	MIN	FGM-FGA	PCT	FGM-FGA	PCT	FTM-FTA	PCT	REBS	AVG	AST	PF-DQ	STL	TO	BLK	PTS	AVG
08-09	3	54	4-14	.286	3-12	.250	2-2	1.000	6	2.0	2	6-0	0	4	0	13	4.3

FEICK, JAMIE #14					6-9	F	Michigan State '96					7/3/74					
How Obtained: Signed as free agent, 9/17/08																	
How Departed: Waived, 11/16/08																	
NBA (1 Year)					3-POINT												
YEAR	GP	MIN	FGM-FGA	PCT	FGM-FGA	PCT	FTM-FTA	PCT	REBS	AVG	AST	PF-DQ	STL	TO	BLK	PTS	AVG
96-97	38	614	54-153	.353	4-13	.308	34-65	.523	211	5.6	26	75-0	16	31	13	146	3.8

FERRY, DANNY #35				6-10		F	Duke '89				10/17/66						
How Obtained: Signed as free agent, 8/10/00																	
How Departed: Traded to Indiana as part of a three-team deal (Spurs, Pacers and Kings), 7/24/03																	
NBA (3 Years)				3-POINT													
YEAR	GP	MIN	FGM-FGA	PCT	FGM-FGA	PCT	FTM-FTA	PCT	REBS	AVG	AST	PF-DQ	STL	TO	BLK	PTS	AVG
00-01	80	1688	178-375	.475	70-156	.449	22-30	.733	223	2.8	71	169-1	28	50	21	448	5.6
01-02	50	799	76-177	.429	43-99	.434	34-36	.944	90	1.8	48	70-0	16	22	9	229	4.6
02-03	64	601	44-124	.355	21-60	.350	10-13	.769	75	1.2	21	55-0	7	27	9	119	1.9
TOT	194	3088	298-676	.441	134-315	.425	66-79	.835	388	2.0	140	294-1	51	99	39	796	4.1
NBA PLAYOFFS (3 Years)																	
2001	13	334	27-68	.397	21-46	.457	0-0	.000	41	3.2	17	32-0	4	6	1	75	5.8
2002	10	155	10-33	.303	7-20	.350	1-4	.250	20	2.0	8	19-0	0	2	1	28	2.8
2003	16	101	8-28	.286	4-14	.286	0-0	.000	23	1.4	7	20-0	2	5	0	20	1.3
TOT	39	590	45-129	.349	32-80	.400	1-4	.250	84	2.2	32	71-0	6	13	2	123	3.2

FINLEY, MICHAEL #4				6-7		G/F		Wisconsin '95						3/6/73			
How Obtained: Signed as free agent, 9/2/05																	
How Departed: Released from contract, 3/1/10																	
NBA (5 Years)				3-POINT													
YEAR	GP	MIN	FGM-FGA	PCT	FGM-FGA	PCT	FTM-FTA	PCT	REBS	AVG	AST	PF-DQ	STL	TO	BLK	PTS	AVG
05-06	77	2038	286-695	.412	110-279	.394	98-115	.852	247	3.2	116	97-0	37	62	7	780	10.1
06-07	82	1823	273-663	.412	104-286	.364	90-98	.918	223	2.7	108	76-0	32	46	16	740	9.0
07-08	82	2204	315-761	.414	132-357	.370	64-80	.800	254	3.1	114	93-0	29	56	10	826	10.1
08-09	81	2336	301-689	.437	131-319	.411	51-62	.823	270	3.3	114	82-0	37	61	17	784	9.7
09-10	25	395	37-97	.381	13-41	.317	6-9	.667	38	1.5	19	12-0	6	13	4	93	3.7
TOT	347	8796	1212-2905	.417	490-1282	.382	309-364	.849	1032	3.0	471	360-0	141	238	54	3223	9.3
NBA PLAYOFFS (4 Years)																	
05-06	13	411	50-105	.476	18-47	.383	18-20	.900	49	3.8	18	19-0	8	9	3	136	10.5
06-07	20	538	73-178	.410	44-105	.419	35-39	.897	58	2.9	22	28-0	11	13	4	225	11.3
07-08	17	391	43-107	.402	19-52	.365	9-9	1.000	33	1.9	17	25-0	5	6	3	114	6.7
08-09	5	143	15-34	.441	7-15	.467	3-4	.750	15	3.0	5	8-0	1	4	1	40	8.0
TOT	55	1483	181-424	.427	88-219	.402	65-72	.903	155	2.8	62	80-0	25	32	11	515	9.4

FORMER SPURS STATISTICS

FLOYD, ERIC "SLEEPY" #21

How Obtained: Signed as free agent, 8/13/93

How Departed: Unsigned free agent, 7/1/94

NBA (1 Year)

YEAR	GP	MIN	FGM-FGA	PCT	3-POINT FGM-FGA	PCT	FTM-FTA	PCT	REBS	AVG	AST	PF-DQ	STL	TO	BLK	PTS	AVG
93-94	53	737	70-209	.335	8-36	.222	52-78	.667	70	1.3	101	71-0	12	61	8	200	3.8

6-3 G

Georgetown '82

3/6/60

FORD, T.J. #11

How Obtained: Signed as free agent, 12/9/11

How Departed: Retired on 3/12/12

NBA (1 Year)

YEAR	GP	MIN	FGM-FGA	PCT	3-POINT FGM-FGA	PCT	FTM-FTA	PCT	REBS	AVG	AST	PF-DQ	STL	TO	BLK	PTS	AVG
11-12	14	190	19-43	.442	2-8	.250	11-14	.786	18	1.3	45	23-0	9	23	2	51	3.6

6-0 G

Texas '03

3/24/83

FRANKLIN, WILLIAM #23

How Obtained: (1) Signed as free agent, 1975; (2) Signed as free agent, 1975

How Departed: (1) To Baltimore in ABA Expansion draft, 1975; (2) Waived, 1976

ABA (2 Years)

YEAR	GP	MIN	FGM-FGA	PCT	3-POINT FGM-FGA	PCT	FTM-FTA	PCT	REBS	AVG	AST	PF-DQ	STL	TO	BLK	PTS	AVG
74-75	24	179	32-85	.376	0-1	.000	15-23	.652	82	3.4	10	37-0	3	18	2	79	3.3
75-76	10	95	12-22	.545	0-0	.000	9-16	.563	29	2.9	5	16-0	3	5	3	33	3.3
TOT	34	274	44-107	.411	0-1	.000	24-39	.615	111	3.3	15	53-0	6	23	5	112	3.3
ABA PLAYOFFS (1 Year)																	
1975	2	10	2-5	.400	0-0	.000	0-0	.000	5	2.5	0	2-0	0	0	0	4	2.0

6-9 F

Purdue '72

10/19/49

FREEMAN, DONNIE #20

How Obtained: From Indiana for a draft pick in '74 and cash, 1974

How Departed: Free agent, 5/75

ABA (1 Year)

YEAR	GP	MIN	FGM-FGA	PCT	3-POINT FGM-FGA	PCT	FTM-FTA	PCT	REBS	AVG	AST	PF-DQ	STL	TO	BLK	PTS	AVG
74-75	77	2381	453-1012	.448	0-5	.000	289-352	.821	184	2.4	202	169-0	65	131	15	1195	15.5
ABA PLAYOFFS (1 Year)																	
1975	6	166	33-72	.458	0-0	.000	8-10	.800	14	2.3	19	16-0	2	8	0	74	12.3

6-3 G

Illinois '67

7/18/44

GALE, MIKE #12

How Obtained: Contract purchased from New York Nets, 6/3/75

How Departed: Traded to Portland for R. Brewer, 12/19/80

ABA (1 Year)

YEAR	GP	MIN	FGM-FGA	PCT	3-POINT FGM-FGA	PCT	FTM-FTA	PCT	REBS	AVG	AST	PF-DQ	STL	TO	BLK	PTS	AVG
75-76	78	1782	230-506	.455	3-17	.176	64-80	.800	207	2.7	244	145-0	123	143	40	527	6.8
NBA (5 Years)																	
76-77	82	2598	353-754	.468	—	—	137-167	.820	273	3.3	473	224-3	191	—	50	843	10.3
77-78	70	2091	275-581	.473	—	—	87-100	.870	223	3.2	376	170-2	159	176	25	637	9.1
78-79	82	2121	284-612	.464	—	—	91-108	.843	186	2.3	374	192-1	152	153	40	659	8.0
79-80	67	1474	171-377	.454	2-13	.154	97-120	.808	152	2.3	312	134-2	123	115	13	441	6.6
80-81	35	636	86-164	.524	1-3	.333	19-26	.731	52	1.5	99	56-0	55	39	2	192	5.5
TOT	336	8920	1169-2488	.470	3-16	.188	431-521	.827	886	2.6	1634	776-8	680	483	130	2772	8.3
ABA PLAYOFFS (1 Year)																	
1976	7	286	45-96	.470	0-2	.000	13-17	.765	40	5.7	50	16-0	24	23	10	103	14.7
NBA PLAYOFFS (4 Years)																	
1977	2	67	9-23	.391	—	—	4-7	.571	10	5.0	10	9-0	4	—	2	22	11.0
1978	6	201	25-56	.446	—	—	2-4	.500	25	4.2	31	15-0	7	17	4	52	8.7
1979	14	302	38-76	.437	—	—	19-22	.864	29	2.1	56	33-0	16	16	4	95	6.8
1980	3	69	8-20	.400	1-4	.250	4-7	.571	6	2.0	16	6-0	5	3	0	21	7.0
TOT	25	639	80-175	.457	1-4	.250	29-40	.725	70	2.8	113	63-0	32	36	10	190	7.6

6-4 G

Elizabeth City St. '71

7/18/50

GARCIA, ALEX #10

How Obtained: Signed as free agent, 7/24/03

How Departed: Waived, 6/11/04

NBA (1 Year)

YEAR	GP	MIN	FGM-FGA	PCT	3-POINT FGM-FGA	PCT	FTM-FTA	PCT	REBS	AVG	AST	PF-DQ	STL	TO	BLK	PTS	AVG
03-04	2	13	1-7	.143	0-0	.000	1-2	.500	0	0.0	0	0-0	2	1	0	3	1.5

6-3 G

Brazil

3/4/80

GARRICK, TOM #22

How Obtained: Signed as free agent, 10/2/91

How Departed: Waived, 12/12/91

NBA (1 Year)

YEAR	GP	MIN	FGM-FGA	PCT	3-POINT FGM-FGA	PCT	FTM-FTA	PCT	REBS	AVG	AST	PF-DQ	STL	TO	BLK	PTS	AVG
91-92	19	374	44-93	.473	0-1	.000	10-16	.625	41	2.2	63	33-0	21	30	1	98	5.2

6-2 G

Rhode Island '88

7/7/66

GAZE, ANDREW #10

How Obtained: Signed as free agent, 1/21/99

How Departed: Unsigned free agent, 8/1/99

NBA (1 Year)

YEAR	GP	MIN	FGM-FGA	PCT	3-POINT FGM-FGA	PCT	FTM-FTA	PCT	REBS	AVG	AST	PF-DQ	STL	TO	BLK	PTS	AVG
98-99	19	58	8-25	.320	5-16	.313	0-0	.000	5	0.3	6	7-0	2	4	1	21	1.1

6-6 G

Seton Hall '89

7/24/65

GEARY, REGGIE #4

How Obtained: Signed as free agent, 9/29/97

How Departed: Unsigned free agent, 7/1/98

NBA (1 Year)

YEAR	GP	MIN	FGM-FGA	PCT	3-POINT FGM-FGA	PCT	FTM-FTA	PCT	REBS	AVG	AST	PF-DQ	STL	TO	BLK	PTS	AVG
97-98	62	685	56-169	.331	12-40	.300	28-56	.500	67	1.1	74	95-0	37	42	12	152	2.5
NBA PLAYOFFS (1 Year)																	
1998	7	46	3-7	.429	1-4	.250	2-4	.500	2	0.3	6	10-0	1	2	0	9	1.3

6-2 G

Arizona '96

8/31/73

FORMER SPURS STATISTICS

GEE, ALONZO #23															6-6		G	Alabama '09				5/29/87				
How Obtained: Signed as free agent, 3/29/10																										
How Departed: Waived, 11/16/10																										
NBA (1 Year)																										
YEAR	GP	MIN	FGM-FGA	PCT	3-POINT FGM-FGA	PCT	FTM-FTA	PCT	REBS	AVG	AST	PF-DQ	STL	TO	BLK	PTS	AVG									
10-11	5	18	1-3	.333	0-0	0	0-0	0	3	0.6	0	3-0	0	3	2	2	0.4									
GERARD, GUS #22															6-8		F <td colspan="4">Virginia '75</td> <td colspan="5">7/27/53</td>	Virginia '75				7/27/53				
How Obtained: Signed 10-day contract, 2/8/81; Signed 10-day contract, 2/19/81																										
How Departed: Waived, 3/2/81																										
NBA (1 Year)																										
YEAR	GP	MIN	FGM-FGA	PCT	3-POINT FGM-FGA	PCT	FTM-FTA	PCT	REBS	AVG	AST	PF-DQ	STL	TO	BLK	PTS	AVG									
80-81	11	129	22-60	.367	0-1	.000	8-11	.727	38	3.5	9	17-0	7	8	3	52	4.7									
GERVIN, GEORGE #44															6-8		G/F <td colspan="4">Eastern Michigan '72</td> <td colspan="5">4/27/52</td>	Eastern Michigan '72				4/27/52				
How Obtained: Contract purchased from Virginia, 1/30/74																										
How Departed: Traded to Chicago for Greenwood, 10/24/85																										
ABA (3 Years)																										
YEAR	GP	MIN	FGM-FGA	PCT	3-POINT FGM-FGA	PCT	FTM-FTA	PCT	REBS	AVG	AST	PF-DQ	STL	TO	BLK	PTS	AVG									
73-74	25	783	185-389	.476	0-6	.000	116-136	.853	206	8.2	45	98	26	64	34	486	19.4									
74-75	84	3113	784-1655	.474	17-55	.309	380-458	.830	697	8.3	207	295	131	249	138	1965	23.4									
75-76	81	2748	706-1414	.499	14-55	.255	342-399	.857	546	6.7	201	288	110	217	119	1768	21.8									
TOT	190	6644	1644-3346	.491	31-116	.267	838-991	.846	1449	7.6	453	676	267	530	291	4219	22.2									
NBA (9 Years)																										
76-77	82	2705	726-1335	.544	—	—	443-532	.833	454	5.5	238	286-12	105	—	104	1895	23.1									
77-78	82	2857	864-1611	.536	—	—	504-607	.830	420	5.1	302	255-3	136	306	110	2232	27.2									
78-79	80	2888	947-1749	.541	—	—	471-570	.826	400	5.0	219	275-5	137	286	91	2365	29.6									
79-80	78	2934	1024-1940	.528	32-102	.314	505-593	.852	403	5.2	202	208-0	110	254	79	2585	33.1									
80-81	82	2765	850-1729	.492	9-35	.257	512-620	.826	419	5.1	260	212-4	94	251	56	2221	27.1									
81-82	79	2817	993-1987	.500	10-36	.278	555-642	.864	392	5.0	187	215-2	77	210	45	2551	32.3									
82-83	78	2830	757-1553	.487	12-33	.364	517-606	.853	357	4.6	264	243-5	88	247	67	2043	26.2									
83-84	76	2584	765-1561	.490	10-24	.417	427-507	.842	313	4.2	220	219-3	79	224	47	1967	25.9									
84-85	72	2091	600-1182	.508	0-10	.000	324-384	.844	234	3.3	178	208-2	66	198	48	1524	21.2									
TOT	709	24471	7526-14647	.514	73-240	.304	4258-5061	.841	3392	4.8	2070	2121-36	892	1976	647	19383	27.3									
ABA PLAYOFFS (3 Years)																										
1974	7	226	56-114	.491	1-1	1.000	29-31	.935	52	7.4	19	28-0	5	16	8	144	20.6									
1975	6	276	76-159	.478	3-12	.250	43-52	.827	84	14.0	8	22-0	6	14	8	204	34.0									
1976	7	288	67-125	.536	0-3	.000	56-69	.812	64	9.1	19	22-0	1	17	2	190	27.1									
TOT	20	790	199-398	.500	4-16	.250	128-152	.842	200	10.0	46	72-0	12	47	18	538	26.9									
NBA PLAYOFFS (8 Years)																										
1977	2	62	19-44	.432	—	—	12-15	.800	11	5.5	3	9-0	1	—	2	50	25.0									
1978	6	227	78-142	.549	—	—	43-56	.768	34	5.7	19	23-0	6	19	16	199	33.2									
1979	14	513	158-295	.536	—	—	84-104	.808	82	5.9	35	51-1	27	40	14	400	28.6									
1980	3	122	37-74	.500	0-2	.000	26-30	.867	20	6.7	12	8-0	5	9	3	100	33.3									
1981	7	274	77-154	.500	0-3	.000	36-45	.800	35	5.0	24	19-1	5	20	5	190	27.1									
1982	9	373	103-228	.452	0-3	.000	59-71	.831	66	7.3	41	36-1	10	31	4	265	29.4									
1983	11	437	108-208	.519	0-2	.000	61-69	.884	74	6.7	37	39-1	12	46	4	277	25.2									
1985	5	183	42-79	.532	0-3	.000	27-34	.794	18	3.6	14	19-0	3	20	3	111	22.2									
TOT	57	2191	622-1224	.508	0-13	.000	348-424	.821	340	6.0	185	204-4	69	185	51	1592	27.9									
ABA ALL-STAR GAMES (3 Years)																										
1974	1	21	3-8	.375	0-1	.000	3-4	.750	5	5.0	3	1	1	—	—	9	9.0									
1975	1	30	8-14	.571	0-1	.000	7-8	.875	6	6.0	3	2	6	2	5	23	23.0									
1976	1	16	3-13	.231	0-0	.000	1-2	.500	6	6.0	1	1	0	2	0	8	8.0									
TOT	3	67	14-35	.400	0-2	.000	11-14	.786	17	5.7	7	4	7	4	5	40	13.3									
NBA ALL-STAR GAMES (9 Years)																										
1977	1	12	0-6	.000	—	—	0-0	.000	1	1.0	0	1-0	0	—	1	0	0.0									
1978	1	18	4-11	.360	—	—	1-3	.333	2	2.0	1	2-0	2	2	1	9	9.0									
1979	1	34	8-16	.500	—	—	10-11	.909	6	6.0	2	4-0	1	3	1	26	26.0									
1980	1	40	14-26	.538	0-0	.000	6-9	.667	10	10.0	3	2-0	3	3	0	34	34.0									
1981	1	24	5-9	.556	0-0	.000	1-2	.500	3	3.0	0	3-0	2	2	1	11	11.0									
1982	1	27	5-14	.357	0-0	.000	2-2	1.000	6	6.0	1	3-0	3	0	3	12	12.0									
1983	1	14	3-8	.375	1-1	1.000	2-2	1.000	0	0.0	3	3-0	2	0	0	9	9.0									
1984	1	21	5-6	.833	0-0	.000	3-3	1.000	2	2.0	1	5-0	0	6	1	13	13.0									
1985	1	25	10-12	.833	0-0	.000	3-4	.750	3	3.0	1	2-0	3	4	1	23	23.0									
TOT	9	215	54-108	.500	1-1	1.000	28-36	.778	33	3.7	12	25-0	16	20	9	137	15.2									
GILMORE, ARTIS #53															7-2		C <td colspan="4">Jacksonville '71</td> <td colspan="5">9/21/49</td>	Jacksonville '71				9/21/49				
How Obtained: From Chicago for Corzine, Olberding and cash, 7/22/82																										
How Departed: Traded to Chicago for a second round pick in '88, 6/22/87																										
NBA (5 Years)																										
YEAR	GP	MIN	FGM-FGA	PCT	3-POINT FGM-FGA	PCT	FTM-FTA	PCT	REBS	AVG	AST	PF-DQ	STL	TO	BLK	PTS	AVG									
82-83	82	2797	556-888	.626	0-6	.000	367-496	.740	984	12.0	126	273-4	40	254	192	1479	18.0									
83-84	64	2034	351-556	.631	0-3	.000	280-390	.718	662	10.3	70	229-4	36	149	132	982	15.3									
84-85	81	2756	532-854	.623	0-2	.000	484-646	.749	846	10.4	131	306-4	40	241	173	1548	19.1									
85-86	71	2395	423-684	.618	0-1	.000	338-482	.701	600	8.5	102	239-3	39	186	108	1184	16.7									
86-87	82	2405	346-580	.597	0-0	.000	242-356	.680	579	7.1	150	235-2	39	178	95	934	11.4									
TOT	380	12387	2208-3562	.620	0-12	.000	1711-2370	.722	3671	9.7	579	1282-17	194	1008	700	6127	16.1									
NBA PLAYOFFS (3 Years)																										
1983	11	401	76-132	.576	0-0	.000	32-46	.696	142	12.9	18	46-0	9	27	34	184	16.7									
1985	5	185	29-52	.558	0-0	.000	31-45	.689	50	10.0	7	18-1	2	23	7	89	17.8									
1986	3	107	16-24	.667	0-0	.000	8-14	.571	18	6.0	3	11-0	7	10	1	40	13.3									
TOT	19	693	121-208	.582	0-0	.000	71-105	.676	210	11.1	28	75-1	18	60	42	313	16.5									
NBA ALL-STAR GAMES (2 Years)																										
1983	1	16	2-4	.500	0-0	.000	1-2	.500	5	5.0	1	4-0	1	1	0	5	5.0									
1986	1	13	3-4	.750	0-0	.000	4-4	1.000	2	2.0	1	4-0	2	0	0	10	10.0									
TOT	2	29	5-8	.625	0-0	.000	5-6	.833	7	3.5	2	8-0	3	1	0	15	7.5									

FORMER SPURS STATISTICS

GLOVER, DION #1

How Obtained: Signed 10-day contract, 3/17/05

How Departed: Waived, 4/4/05

NBA (1 Year)

YEAR	GP	MIN	FGM-FGA	PCT	3-POINT FGM-FGA	PCT	FTM-FTA	PCT	REBS	AVG	AST	PF-DQ	STL	TO	BLK	PTS	AVG
04-05	7	68	8-22	.364	1-8	.125	8-10	.800	11	1.6	4	9-0	3	2	3	25	3.6

GOLDWIRE, ANTHONY #5

How Obtained: Signed as free agent, 11/20/02

How Departed: Waived, 12/29/02

NBA (1 Year)

YEAR	GP	MIN	FGM-FGA	PCT	3-POINT FGM-FGA	PCT	FTM-FTA	PCT	REBS	AVG	AST	PF-DQ	STL	TO	BLK	PTS	AVG
02-03	10	51	5-18	.278	2-8	.250	0-2	.000	3	0.3	3	5-0	3	2	0	12	1.2

GOODEN, DREW #90

How Obtained: Signed as free agent, 3/5/09

How Departed: Unsigned free agent, 8/09

NBA (1 Year)

YEAR	GP	MIN	FGM-FGA	PCT	3-POINT FGM-FGA	PCT	FTM-FTA	PCT	REBS	AVG	AST	PF-DQ	STL	TO	BLK	PTS	AVG
08-09	19	320	71-145	.490	0-1	.000	45-57	.789	83	4.4	3	39-0	4	16	4	187	9.3

NBA PLAYOFFS (1 Year)

08-09	4	71	11-33	.333	0-2	.000	7-7	1.000	15	3.8	1	13-0	1	3	1	29	7.3
-------	---	----	-------	------	-----	------	-----	-------	----	-----	---	------	---	---	---	----	-----

GRAY, DEVIN #4

How Obtained: Signed 10-day contract, 1/8/97

NBA (1 Year)

YEAR	GP	MIN	FGM-FGA	PCT	3-POINT FGM-FGA	PCT	FTM-FTA	PCT	REBS	AVG	AST	PF-DQ	STL	TO	BLK	PTS	AVG
96-97	3	24	5-15	.333	0-0	.000	0-1	.000	5	1.7	0	8-0	1	5	0	10	3.3

GREEN, MIKE #23

How Obtained: From Seattle for second round picks in '78 and '79, 11/12/77

How Departed: Traded to Kansas City for a second round pick and cash, 9/13/79

NBA (2 Years)

YEAR	GP	MIN	FGM-FGA	PCT	3-POINT FGM-FGA	PCT	FTM-FTA	PCT	REBS	AVG	AST	PF-DQ	STL	TO	BLK	PTS	AVG
77-78	63	1132	195-427	.457	—	—	86-111	.775	304	4.8	66	167-1	24	83	87	476	7.6
78-79	76	1641	235-477	.493	—	—	101-144	.701	354	4.7	116	230-3	37	89	122	571	7.5
TOT	139	2773	430-904	.476	—	—	187-255	.733	658	4.7	182	397-4	61	172	209	1047	7.5

NBA PLAYOFFS (2 Years)

1978	6	174	28-58	.483	—	—	9-10	.900	44	7.3	11	21-0	5	8	16	65	10.8
1979	14	350	48-114	.421	—	—	14-21	.667	73	5.2	11	59-3	13	18	35	110	7.9
TOT	20	524	76-172	.442	—	—	23-31	.742	117	5.6	22	80-3	18	26	51	175	8.8

GREEN, SIDNEY #21

How Obtained: From Orlando for McNamara and a first round pick in '91, 10/30/90

How Departed: Traded to Charlotte, with a first round pick in '93 and a second round pick in '96, for Reid, 12/9/92

NBA (3 Years)

YEAR	GP	MIN	FGM-FGA	PCT	3-POINT FGM-FGA	PCT	FTM-FTA	PCT	REBS	AVG	AST	PF-DQ	STL	TO	BLK	PTS	AVG
90-91	66	1099	177-384	.461	0-3	.000	89-105	.848	313	4.7	52	172-0	32	89	13	443	6.7
91-92	80	1127	147-344	.427	0-0	.000	73-89	.820	342	4.3	36	148-0	29	62	11	367	4.6
92-93	15	202	20-49	.408	0-0	.000	13-15	.867	71	4.7	19	21-1	5	12	3	53	3.5
TOT	161	2428	344-777	.443	0-3	.000	175-209	.837	726	4.5	107	341-1	66	163	27	863	5.4

NBA PLAYOFFS (2 Years)

1991	3	11	3-6	.500	0-0	.000	2-2	1.000	4	1.3	0	3-0	0	1	0	8	2.7
1992	3	47	3-10	.300	0-0	.000	3-4	.750	11	3.7	2	6-0	0	2	0	9	3.0
TOT	6	58	6-16	.375	0-0	.000	5-6	.833	15	2.5	2	9-0	0	3	0	17	2.8

GREENWOOD, DAVID #33

How Obtained: (1) From Chicago for Gervin, 10/24/85; (2) Signed as free agent, 8/20/90

How Departed: (1) Traded to Denver, with Cook, for Vincent and Natt, 1/26/89; (2) Waived, 5/21/91

NBA (5 Years)

YEAR	GP	MIN	FGM-FGA	PCT	3-POINT FGM-FGA	PCT	FTM-FTA	PCT	REBS	AVG	AST	PF-DQ	STL	TO	BLK	PTS	AVG
85-86	68	1910	198-388	.510	0-1	.000	142-184	.772	531	7.8	90	207-3	37	113	52	538	7.9
86-87	79	2587	336-655	.513	3-6	.500	241-307	.785	783	9.9	237	248-3	71	161	50	916	11.6
87-88	45	1236	151-328	.460	0-2	.000	83-111	.748	300	6.7	97	134-2	33	74	22	385	8.6
88-89	38	912	105-247	.425	0-0	.000	84-105	.800	238	6.3	55	123-2	30	55	24	294	7.7
90-91	63	1018	85-169	.503	0-2	.000	69-94	.734	221	3.5	52	172-3	29	71	25	239	3.8
TOT	293	7663	875-1787	.490	3-11	.273	619-801	.773	2073	7.1	531	884-13	200	474	173	2372	8.1

NBA PLAYOFFS (2 Years)

1986	3	101	12-23	.522	0-0	.000	6-8	.750	18	6.0	3	12-0	3	1	1	30	10.0
1991	1	5	1-1	1.000	0-0	.000	0-0	.000	2	2.0	2	0-0	0	1	0	2	2.0
TOT	4	106	13-24	.542	0-0	.000	6-8	.750	20	5.0	5	12-0	3	2	1	32	8.0

GRIFFIN, PAUL #30

How Obtained: Compensation from Utah (Bristow signed as free agent), 7/20/79

How Departed: Retired, 4/83

NBA (4 Years)

YEAR	GP	MIN	FGM-FGA	PCT	3-POINT FGM-FGA	PCT	FTM-FTA	PCT	REBS	AVG	AST	PF-DQ	STL	TO	BLK	PTS	AVG
79-80	82	1812	173-313	.553	0-0	.000	174-240	.725	438	5.3	250	306-9	81	131	53	520	6.3
80-81	82	1930	166-325	.511	0-0	.000	170-253	.672	505	6.2	249	207-3	77	132	38	502	6.1
81-82	23	459	32-66	.485	0-0	.000	24-37	.649	95	4.1	54	67-0	20	40	8	88	3.8
82-83	53	956	60-116	.517	0-0	.000	53-76	.697	216	4.1	86	153-0	33	68	25	173	3.3
TOT	240	5157	431-820	.526	0-0	.000	421-606	.695	1254	5.2	639	733-12	211	371	124	1283	5.3

NBA PLAYOFFS (2 Years)

1980	3	69	7-14	.500	0-0	.000	6-6	1.000	15	5.0	6	9-0	0	7	1	20	6.7
1981	7	183	14-24	.583	0-0	.000	9-17	.529	40	4.7	29	28-2	6	9	5	39	5.6
TOT	10	252	21-38	.553	0-0	.000	15-23	.652	55	5.5	35	37-2	6	16	6	59	5.9

FORMER SPURS STATISTICS

GUDMUNDSSON, PETUR #35										7-2	C	Washington '81				10/30/58			
How Obtained: From L.A. Lakers, with Brickowski, a first round pick in '87, a second round pick in '90 and cash, for M. Thompson, 2/13/87																			
How Departed: Waived, 3/21/89																			
NBA (2 Years)				3-POINT															
YEAR	GP	MIN	FGM-FGA	PCT	FGM-FGA	PCT	FTM-FTA	PCT	REBS	AVG	AST	PF-DQ	STL	TO	BLK	PTS	AVG		
87-88	69	1017	139-280	.496	0-1	.000	117-145	.807	323	4.7	86	197-5	18	103	61	395	5.7		
88-89	5	70	9-25	.360	0-0	.000	3-4	.750	16	3.2	5	15-0	1	8	1	21	4.2		
TOT	74	1087	148-305	.485	0-1	.000	120-149	.805	339	4.6	91	212-5	19	111	62	416	5.6		
NBA PLAYOFFS (1 Year)																			
1988	2	6	0-2	.000	0-0	.000	0-0	.000	0	0.0	1	0-0	0	3	0	0	0.0		

HAIRSTON, MALIK #1										6-6	G	Oregon '08	2/23/87				
How Obtained: Obtained from Phoenix, along with a 2009 second round pick and cash considerations, in exchange for the draft rights to Goran Dragic, 6/26/08																	
How Departed: Waived, 7/29/10																	
NBA (2 Years)																	
YEAR	GP	MIN	FGM-FGA	PCT	3-POINT FGM-FGA	PCT	FTM-FTA	PCT	REBS	AVG	AST	PF-DQ	STL	TO	BLK	PTS	AVG
08-09	15	155	24-49	.490	0-1	.000	2-7	.286	28	1.9	13	19-0	6	12	7	50	3.3
09-10	47	317	40-76	.526	2-11	.182	17-30	.567	49	1.0	16	29-0	4	11	9	99	2.1
TOT	62	472	64-125	.512	2-12	.167	19-37	.514	77	1.2	29	48-0	10	23	16	149	2.4

HAISLIP, MARCUS #22										6-10	F	Tennessee '02				12/22/80			
How Obtained: Signed as free agent, 7/8/09																			
How Departed: Waived, 1/22/10																			
NBA (1 Year)			3-POINT																
YEAR	GP	MIN	FGM-FGA	PCT	FGM-FGA	PCT	FTM-FTA	PCT	REBS	AVG	AST	PF-DQ	STL	TO	BLK	PTS	AVG		
09-10	10	44	10-21	.476	3-5	.600	2-5	.400	10	1.0	0	5-0	0	3	2	25	2.5		

HALEY, JACK #54															6-10	C	UCLA '87	1/27/64
How Obtained: Signed as free agent, 12/15/93																		
How Departed: Unsigned free agent, 7/1/95																		
NBA (2 Years)					3-POINT													
YEAR	GP	MIN	FGM-FGA	PCT	FGM-FGA	PCT	FTM-FTA	PCT	REBS	AVG	AST	PF-DQ	STL	TO	BLK	PTS	AVG	
93-94	28	94	21-48	.438	0-0	.000	17-21	.810	24	0.9	1	18-0	0	10	0	59	2.1	
94-95	31	117	26-61	.426	0-1	.000	21-32	.656	27	0.9	2	31-0	3	13	5	73	2.4	
TOT	59	211	47-109	.431	0-1	.000	38-53	.717	51	0.9	3	49-0	3	23	5	132	2.2	
PLAYOFFS (2 Years)																		
93-94	3	11	4-8	.500	0-0	.000	5-6	.833	7	2.3	2	3	0	0	0	13	4.3	
94-95	4	13	1-7	.143	0-0	.000	1-2	.500	6	1.5	2	0	0	1	1	3	0.8	
TOT	7	24	5-15	.333	0-0	.000	6-8	.750	13	1.9	4	3	0	1	1	16	2.3	

HAMILTON, JOE #11					5-10	G	North Texas State '70					7/5/48					
How Obtained: Fourth round pick, 1970 ABA Draft																	
How Departed: Traded to Kentucky for future draft pick and cash, 1974																	
ABA (1 Year)					3-POINT												
YEAR	GP	MIN	FGM-FGA	PCT	FGM-FGA	PCT	FTM-FTA	PCT	REBS	AVG	AST	PF-DQ	STL	TO	BLK	PTS	AVG
73-74	43	1415	228-584	.390	19-86	.221	92-110	.836	116	2.7	86	92-0	51	82	0	567	13.2

HANCOCK, DARRIN #4										6-7		F	Kansas '93				11/3/71		
How Obtained: Signed 10-day contract, 1/28/97																			
NBA (1 Year)																			
3-POINT																			
YEAR	GP	MIN	FGM-FGA	PCT	FGM-FGA	PCT	FTM-FTA	PCT	REBS	AVG	AST	PF-DQ	STL	TO	BLK	PTS	AVG		
96-97	1	8	1-2	.500	0-0	.000	2-2	1.000	0	0.0	1	2-0	0	0	0	4	4.0		

HART, JASON #1															6-3		G	Syracuse '00			4/29/78		
How Obtained: (1) Signed as free agent, 12/19/01 (2) Signed as free agent, 10/31/03																							
How Departed: (1) Unsigned free agent, 7/02 (2) Unsigned free agent, 7/14/04																							
NBA (2 Years)																							
3-POINT																							
YEAR	GP	MIN	FGM-FGA	PCT	FGM-FGA	PCT	FTM-FTA	PCT	REBS	AVG	AST	PF-DQ	STL	TO	BLK	PTS	AVG						
01-02	10	92	10-19	.526	0-2	.000	6-6	1.000	13	1.3	12	16-0	7	8	1	26	2.6						
03-04	53	660	71-159	.447	2-9	.222	33-43	.767	79	1.5	81	59-0	28	29	5	177	3.3						
TOT	63	752	81-178	.455	2-11	.182	39-49	.796	92	1.5	93	75-0	35	37	6	203	3.2						
NBA PLAYOFFS (1 Year)																							
2004	7	62	11-20	.550	0-0	.000	0-0	.000	3	0.4	1	5-0	5	1	0	22	3.1						

HAYES, STEVE #43										7-0		C	Idaho State '80				8/2/55			
How Obtained: Signed 10-day contract, 12/29/81; Signed 10-day contract, 1/8/82																				
How Departed: Waived, 1/18/82																				
NBA (1 Year)																				
YEAR	GP	MIN	FGM-FGA	PCT	3-POINT FGM-FGA		PCT	FTM-FTA	PCT	REBS	AVG	AST	PF-DQ	STL	TO	BLK	PTS	AVG		
81-82	9	75	8-18	.444	0-0		.000	7-12	.583	17	1.9	4	17-0	1	2	2	23	2.6		

HEAL, SHANE #11										6-0	G	Australia				9/6/70			
How Obtained: Signed as free agent, 10/17/03																			
How Departed: Waived, 11/17/03																			
NBA (1 Year)																			
YEAR	GP	MIN	FGM-FGA	PCT	3-POINT FGM-FGA	PCT	FTM-FTA	PCT	REBS	AVG	AST	PF-DQ	STL	TO	BLK	PTS	AVG		
03-04	6	72	7-24	.292	4-18	.222	4-5	.800	4	0.7	5	2-0	1	5	0	22	3.7		

FORMER SPURS STATISTICS

HERRERA, CARL #11, #7

6-9 F

Houston '91

12/14/66

How Obtained: Signed as free agent, 9/29/95

How Departed: Traded to Vancouver, with Lopez, for Daniels, 6/24/98

NBA (3 Years)

YEAR	GP	MIN	FGM-FGA	PCT	3-POINT FGM-FGA	PCT	FTM-FTA	PCT	REBS	AVG	AST	PF-DQ	STL	TO	BLK	PTS	AVG
95-96	44	393	40-97	.412	0-1	.000	5-17	.294	81	1.8	16	61-0	9	29	8	85	1.9
96-97	75	1837	257-593	.433	2-6	.333	81-118	.686	340	4.5	50	217-3	62	95	53	597	8.0
97-98	58	516	76-175	.434	0-1	.000	18-44	.409	91	1.6	22	71-1	19	38	12	170	2.9
TOT	177	2746	373-865	.431	2-8	.250	104-179	.581	512	2.9	88	349-4	90	162	73	852	4.8
NBA PLAYOFFS (2 Years)																	
1996	7	28	0-3	.000	0-0	.000	2-2	1.000	4	0.6	1	7-0	2	3	1	2	0.3
1998	5	25	1-3	.333	0-0	.000	0-0	1.000	4	0.8	1	4-0	0	1	0	2	0.4
TOT	12	53	1-6	.167	0-0	.000	2-2	1.000	8	0.7	2	11-0	2	4	1	4	0.3

HIGGINS, ROD #22

6-7 F

Fresno State '82

1/31/60

How Obtained: Signed 10-day contract, 1/15/86, Signed 10-day contract, 1/25/86

How Departed: Waived, 2/1/86

NBA (1 Year)

YEAR	GP	MIN	FGM-FGA	PCT	3-POINT FGM-FGA	PCT	FTM-FTA	PCT	REBS	AVG	AST	PF-DQ	STL	TO	BLK	PTS	AVG
85-86	11	128	18-40	.450	0-2	.000	11-16	.688	24	2.2	12	21-0	2	5	3	47	4.3

HIGGINS, SEAN #3

6-9 G/F

Michigan '91

12/30/68

How Obtained: Second round pick, 1990 Draft, 54th overall

How Departed: Waived, 12/13/91

NBA (2 Years)

YEAR	GP	MIN	FGM-FGA	PCT	3-POINT FGM-FGA	PCT	FTM-FTA	PCT	REBS	AVG	AST	PF-DQ	STL	TO	BLK	PTS	AVG
90-91	50	464	97-212	.458	3-19	.158	28-33	.848	63	1.3	35	53-0	8	49	1	225	4.5
91-92	6	36	4-15	.267	0-1	.000	7-7	1.000	8	1.3	4	6-0	2	4	0	15	2.5
TOT	56	500	101-227	.445	3-20	.150	35-40	.875	71	1.3	39	59-0	10	53	1	240	4.3
NBA PLAYOFFS (1 Year)																	
1991	3	13	0-2	.000	0-0	.000	0-0	.000	0	0.0	1	1-0	0	0	0	0	0.0

HILL, GEORGE #3

6-2 G

IUPUI '08

5/4/86

How Obtained: First round pick, 2008 NBA Draft, 26th overall pick

How Departed: Traded to Indiana in exchange draft rights to Kawhi Leonard, Davis Bertans and Erazem Lorbek

NBA (3 Years)

YEAR	GP	MIN	FGM-FGA	PCT	3-POINT FGM-FGA	PCT	FTM-FTA	PCT	REBS	AVG	AST	PF-DQ	STL	TO	BLK	PTS	AVG
08-09	77	126	150-372	.403	24-73	.329	114-146	.781	158	2.1	136	150-0	45	74	21	438	5.7
09-10	78	2276	353-738	.478	75-188	.399	183-237	.772	205	2.6	226	222-4	69	101	26	964	12.4
10-11	76	2148	287-633	.453	77-204	.377	233-270	.863	199	2.6	193	153-1	66	99	21	884	11.6
TOT	231	4550	790-1743	.453	176-465	.378	530-653	.812	562	2.4	555	525-5	180	274	68	2286	9.9
NBA PLAYOFFS (3 Years)																	
08-09	4	76	7-21	.333	3-8	.375	6-7	.857	8	2.0	2	6-0	2	2	1	23	5.8
09-10	10	344	46-102	.451	11-29	.379	31-37	.838	31	3.1	7	21-1	10	8	2	134	13.4
10-11	6	189	20-50	.400	4-15	.267	26-30	.867	30	5.0	14	15-1	9	8	2	70	11.7
TOT	20	609	73-173	.422	18-52	.346	63-74	.851	69	3.5	23	42-2	21	18	5	227	11.4

HILL, SIMMIE #54

6-7 F

West Texas State '69

11/14/46

How Obtained: Signed as free agent, 1973

How Departed: Waived, 1974

ABA (1 Year)

YEAR	GP	MIN	FGM-FGA	PCT	3-POINT FGM-FGA	PCT	FTM-FTA	PCT	REBS	AVG	AST	PF-DQ	STL	TO	BLK	PTS	AVG
73-74	60	837	112-244	.459	0-11	.000	45-62	.726	172	2.9	62	14-0	13	63	16	269	4.5
ABA PLAYOFFS (1 Year)																	
1974	4	20	1-2	.500	0-1	.000	0-0	.000	0	0.0	2	2-0	0	3	0	2	0.5

HORRY, ROBERT #5, #25

6-10 F

Alabama '92

8/25/70

How Obtained: Signed as a free agent, 7/24/03

How Departed: Unsigned free agent, 7/20/08

NBA (5 Years)

YEAR	GP	MIN	FGM-FGA	PCT	3-POINT FGM-FGA	PCT	FTM-FTA	PCT	REBS	AVG	AST	PF-DQ	STL	TO	BLK	PTS	AVG
03-04	81	1290	141-348	.405	41-108	.380	69-107	.645	272	3.4	101	165-0	48	55	49	392	4.8
04-05	75	1396	157-375	.419	51-138	.370	86-109	.789	268	3.6	80	138-1	67	69	60	451	6.0
05-06	63	1182	112-292	.384	53-144	.368	44-68	.647	242	3.8	79	115-2	43	41	51	321	5.1
06-07	68	1124	90-251	.359	50-149	.336	38-64	.594	229	3.4	77	105-1	45	44	41	268	3.9
07-08	45	583	38-119	.319	18-70	.257	18-28	.643	109	2.4	47	55-0	21	22	19	112	2.5
TOT	332	5575	538-1385	.388	213-609	.350	255-376	.678	1120	3.4	384	578-4	224	231	220	1544	4.7
NBA PLAYOFFS (5 Years)																	
03-04	10	211	20-43	.465	8-22	.364	13-14	.929	63	6.3	9	31-0	8	10	2	61	6.1
04-05	23	618	73-163	.448	38-85	.447	30-41	.732	125	5.4	47	53-0	21	20	20	214	9.3
05-06	13	224	15-37	.405	6-17	.353	19-26	.731	48	3.7	11	31-0	5	10	9	55	4.2
06-07	18	361	25-60	.417	13-37	.351	14-17	.824	70	3.9	29	30-0	11	14	24	77	4.3
07-08	15	154	7-36	.194	5-22	.227	4-6	.667	32	2.1	8	34-0	5	2	5	23	1.5
TOT	79	1568	140-339	.413	70-183	.383	80-104	.769	338	4.3	104	185-0	50	56	60	430	5.4

HOWARD, STEPHEN #34

6-10 F

DePaul '92

7/15/70

How Obtained: Signed as free agent, 12/18/96

How Departed: Waived, 1/6/97

NBA (1 Year)

YEAR	GP	MIN	FGM-FGA	PCT	3-POINT FGM-FGA	PCT	FTM-FTA	PCT	REBS	AVG	AST	PF-DQ	STL	TO	BLK	PTS	AVG
96-97	7	69	7-12	.583	0-0	.000	12-14	.857	9	1.3	1	7-0	8	5	2	26	3.7

HUGHES, ALFREDRICK #6

6-5 G/F

Loyola/Chicago '85

7/19/62

How Obtained: First round pick, 1985 Draft, 14th overall

How Departed: Waived, 10/8/86

NBA (1 Year)

YEAR	GP	MIN	FGM-FGA	PCT	3-POINT FGM-FGA	PCT	FTM-FTA	PCT	REBS	AVG	AST	PF-DQ	STL	TO	BLK	PTS	AVG
85-86	68	866	152-372	.409	3-17	.176	49-84	.583	113	1.7	61	79-0	26	63	5	356	5.2
NBA PLAYOFFS (1 Year)																	
1986	3	18	4-9	.444	0-0	.000	0-0	.000	0	0.0	1	3-0	1	1	0	8	2.7

FORMER SPURS STATISTICS

IAVARONI, MARC #32										6-10	F	Virginia '78	9/15/56				
How Obtained: From Philadelphia for a third round pick in '86, 12/15/84																	
How Departed: Traded to Utah, with J. Cook, for J. Wilkins, 2/16/86																	
NBA (2 Years)		3-POINT															
YEAR	GP	MIN	FGM-FGA	PCT	FGM-FGA	PCT	FTM-FTA	PCT	REBS	AVG	AST	PF-DQ	STL	TO	BLK	PTS	AVG
84-85	57	1178	150-323	.464	0-4	.000	81-122	.664	275	4.8	113	193-5	31	103	32	381	6.7
85-86	42	669	74-163	.454	0-2	.000	43-67	.642	132	3.1	53	109-0	22	51	14	191	4.5
TOT	99	1847	224-486	.461	0-6	.000	124-189	.656	407	4.1	166	302-5	53	154	46	572	5.8
NBA PLAYOFFS (1 Year)																	
1985	5	116	15-28	.536	0-1	.000	15-20	.750	26	5.2	13	23-1	5	15	2	45	9.0

JACKSON, CEDRIC #11										6-3	G	Cleveland State '09				3/5/86			
How Obtained: Signed 10-day contract, 3/10/10																			
NBA (1 Year)																			
3-POINT																			
YEAR	GP	MIN	FGM-FGA	PCT	FGM-FGA	PCT	FTM-FTA	PCT	REBS	AVG	AST	PF-DQ	STL	TO	BLK	PTS	AVG		
09-10	3	25	2-7	.286	0-2	.000	3-4	.750	4	1.3	6	2-0	3	2	2	7	2.3		

JACKSON, STEPHEN #3										6-8		G/F		Oak Hill Acadmey (Virginia)					4/5/78	
Obtained by Spurs from Golden State for Richard Jefferson, T.J. Ford and a protected first round pick on 3/23/12																				
NBA (2 Year)																				
3-POINT																				
YEAR	GP	MIN	FGM-FGA	PCT	FGM-FGA	PCT	FTM-FTA	PCT	REBS	AVG	AST	PF-DQ	STL	TO	BLK	PTS	AVG			
11-12	21	1212	62-153	.405	19-62	.306	44-54	.815	81	3.9	41	38-0	28	37	7	187	8.9			
12-13	55	1075	123-330	.373	46-170	.271	49-70	.700	155	2.8	81	89-0	37	77	14	341	6.2			

JACKSON, JAREN #2					6-7	G	Georgetown '89					10/27/67					
How Obtained: Signed as free agent, 9/27/97																	
How Departed: Waived, 8/29/01																	
NBA (4 Years)																	
YEAR	GP	MIN	FGM-FGA	PCT	3-POINT FGM-FGA	PCT	FTM-FTA	PCT	REBS	AVG	AST	PF-DQ	STL	TO	BLK	PTS	AVG
97-98	82	2226	258-654	.394	112-297	.377	94-118	.797	210	2.6	156	222-3	60	104	8	722	8.8
98-99	47	861	108-284	.380	53-147	.361	32-39	.821	99	2.1	49	63-0	41	37	9	301	6.4
99-00	81	1691	186-488	.381	108-306	.353	33-51	.647	181	2.2	118	157-1	54	66	7	513	6.3
00-01	16	114	16-40	.400	4-18	.389	0-2	.000	12	0.8	7	13-0	5	3	0	39	2.4
TOT	226	4892	568-1466	.387	280-768	.365	159-210	.757	502	2.2	330	455-4	160	210	24	1575	7.0
NBA PLAYOFFS (3 Years)																	
1998	9	319	30-88	.341	18-59	.305	14-19	.737	39	4.3	14	31-1	5	12	1	92	10.2
1999	17	345	50-131	.382	31-86	.360	9-13	.692	41	2.4	18	33-0	13	20	0	140	8.2
2000	2	19	0-3	.000	0-1	.000	2-4	.500	1	0.5	2	1-0	1	0	0	2	1.0
TOT	28	683	80-222	.360	49-146	.336	25-36	.694	81	2.9	34	65-1	19	32	1	234	8.4

JEFFERS, OTHYUS #12										6-5	G/F	Robert Morris '08	8/5/85				
How Obtained: Signed 10-day contract, 3/4/11																	
NBA (1 Year)																	
3-POINT																	
YEAR	GP	MIN	FGM-FGA	PCT	FGM-FGA	PCT	FTM-FTA	PCT	REBS	AVG	AST	PF-DQ	STL	TO	BLK	PTS	AVG
10-11	1	8	1-3	.333	0-0	0.000	0-0	0.000	2	2.0	1	1-0	0	1	0	2	2.0

JEFFERSON, RICHARDSON #24										6-7		F		Arizona '01		6/21/80	
How Obtained: From Milwaukee, for Bruce Bowen and Kurt thomas, on 06/24/09																	
How Departed: Traded to Golden State, with T.J. Ford and a first round pick, for Stephen Jackson on 03/15/12																	
09-10	81	2,520	362-775	.467	59-187	.316	211-287	.735	356	4.4	158	178	45	105	40	994	12.3
10-11	81	2,459	304-642	.474	135-190	.440	148-195	.759	310	3.8	107	164	38	93	34	891	11.0
11-12	41	1,168	132-319	.414	33-79	.421	35-50	.700	143	3.5	55	83	25	32	12	379	9.2
TOT	226	6,147	798-1736	.452	227-456	.392	394-532	.731	809	3.9	320	425	108	230	86	2,264	10.8
NBA																	
3-POINT																	
YEAR	GP	MIN	FGM-FGA	PCT	FGM-FGA	PCT	FTM-FTA	PCT	REBS	AVG	AST	PF-DQ	STL	TO	BLK	PTS	AVG
09-10	10	334	34-70	.486	1-5	.200	25-33	.758	53	5.3	18	20-0	6	15	6	94	9.4
10-11	6	176	12-31	.387	6-17	.353	9-11	.818	25	4.2	5	13-0	3	6	3	39	6.5
TOT	16	510	46-101	.437	7-22	.317	34-44	.758	78	4.75	23	33-0	9	21	9	130	7.95

JOHNSON, AVERY #15, #6					5-11	G	Southern '88					3/25/65					
How Obtained: (1) Signed as free agent, 1/17/91 (2) Signed as free agent, 11/19/92 (3) Signed as free agent, 7/21/94																	
How Departed: (1) Waived, 12/17/91 (2) Unsigned free agent, 8/1/93 (3) Unsigned free agent, 7/18/01																	
NBA (10 Years)																	
YEAR	GP	MIN	FGM-FGA	PCT	3-POINT FGM-FGA	PCT	FTM-FTA	PCT	REBS	AVG	AST	PF-DQ	STL	TO	BLK	PTS	AVG
90-91	47	742	101-209	.483	1-5	.200	38-55	.691	56	1.2	153	40-0	33	47	2	241	5.1
91-92	20	463	55-108	.509	1-5	.200	24-32	.750	35	1.8	100	43-1	21	45	3	135	6.8
92-93	75	2030	256-510	.502	0-8	.000	144-182	.791	146	1.9	561	141-0	85	145	16	656	8.7
94-95	82	3011	448-863	.519	3-22	.136	202-295	.685	208	2.5	670	154-0	114	207	13	1101	13.4
95-96	82	3084	438-887	.494	6-31	.194	189-262	.721	206	2.5	789	179-1	119	195	21	1071	13.1
96-97	76	2472	327-685	.477	6-26	.231	140-203	.690	147	1.9	513	158-1	96	146	15	800	10.5
97-98	75	2674	321-671	.478	2-13	.154	122-168	.726	150	2.0	591	140-0	84	165	18	766	10.2
98-99	50	1672	218-461	.473	1-12	.083	50-88	.568	118	2.4	369	101-0	51	112	11	487	9.7
99-00	82	2571	402-850	.473	1-9	.111	114-155	.735	158	1.9	491	150-0	76	140	18	919	11.2
00-01	55	1290	134-300	.447	1-6	.167	41-60	.683	85	1.5	237	90-3	33	60	4	310	5.6
TOT	644	20009	2700-5544	.487	22-137	.161	1064-1500	.709	1309	2.0	4474	1196-3	712	1262	121	6486	10.1
NBA PLAYOFFS (8 Years)																	
1991	3	19	0-5	.000	0-1	.000	2-2	1.000	0	0.0	4	3-0	1	0	0	2	0.7
1993	10	314	36-70	.514	0-1	.000	10-14	.714	31	3.1	81	27-0	10	23	1	82	8.2
1995	15	575	91-176	.517	0-1	.000	36-58	.621	32	2.1	125	29-0	20	30	6	218	14.5
1996	10	407	52-121	.430	0-2	.000	19-27	.704	36	3.6	94	21-0	20	24	1	123	12.3
1998	9	342	61-101	.604	0-2	.000	34-51	.667	13	1.4	55	27-0	9	21	0	156	17.3
1999	17	653	91-187	.487	1-3	.333	32-47	.681	17	1.6	100	30-0	10	24	0	256	15.1

FORMER SPURS STATISTICS

JOHNSON, DERMARR #16-9 G/FCincinnati '035/5/80

How Obtained: (1) Signed as free agent, 12/29/07. (2) Signed as a free agent, 4/11/08

How Departed: (1) Waived, 1/7/08. (2) Unsigned free agent, 7/08

NBA (1 Year)						3-POINT													
YEAR	GP	MIN	FGM-FGA	PCT	FGM-FGA	PCT	FTM-FTA	PCT	REBS	AVG	AST	PF-DQ	STL	TO	BLK	PTS	AVG		
07-08	5	28	7-14	.500	3-9	.333	0-2	.000	1	0.2	1	4-0	1	0	0	17	3.4		

JOHNSON, GEORGE #52 6-11 C Dillard '70 12/18/48

How Obtained: Signed as free agent, 8/15/80

How Departed: Traded to Atlanta for J. Johnstone and second round picks in '83 and '85, 9/28/82

NBA (2 Years)						3-POINT													
YEAR	GP	MIN	FGM-FGA	PCT	FGM-FGA	PCT	FTM-FTA	PCT	REBS	AVG	AST	PF-DQ	STL	TO	BLK	PTS	AVG		
80-81	82	1935	164-347	.473	0-0	.000	80-109	.734	602	7.3	92	273-3	47	110	278	408	5.0		
81-82	75	1578	91-195	.467	0-0	.000	43-64	.672	454	6.1	79	259-6	20	92	234	225	3.0		
TOT	157	3513	255-542	.470	0-0	.000	123-173	.711	1056	6.7	171	530-9	67	202	512	633	4.0		
NBA PLAYOFFS (2 Years)						3-POINT													
YEAR	GP	MIN	FGM-FGA	PCT	FGM-FGA	PCT	FTM-FTA	PCT	REBS	AVG	AST	PF-DQ	STL	TO	BLK	PTS	AVG		
1981	7	171	12-26	.462	0-0	.000	7-10	.700	63	9.0	6	20-0	7	3	16	31	4.4		
1982	9	175	4-8	.500	0-0	.000	3-5	.600	46	5.1	12	34-0	6	4	15	11	1.2		
TOT	16	346	16-34	.471	0-0	.000	10-15	.667	109	6.8	18	54-0	13	7	31	42	2.6		

JOHNSON, LINTON #43 6-8 F Tulane '02 6/13/80

How Obtained: Signed as free agent, 8/25/04

How Departed: Unsigned free agent, 8/05

NBA (1 Year)						3-POINT													
YEAR	GP	MIN	FGM-FGA	PCT	FGM-FGA	PCT	FTM-FTA	PCT	REBS	AVG	AST	PF-DQ	STL	TO	BLK	PTS	AVG		
04-05	2	15	0-2	.000	0-1	.000	0-0	.000	3	1.5	0	1-0	1	1	0	0	0.0		

JOHNSON, REGGIE #32 6-9 F Tennessee '80 6/25/57

How Obtained: First round pick, 1980 Draft, 15th overall

How Departed: Traded to Cleveland, with Brewer, for Mitchell and Phegley, 12/24/81

NBA (2 Years)						3-POINT													
YEAR	GP	MIN	FGM-FGA	PCT	FGM-FGA	PCT	FTM-FTA	PCT	REBS	AVG	AST	PF-DQ	STL	TO	BLK	PTS	AVG		
80-81	79	1716	340-682	.499	0-1	.000	128-193	.663	358	4.5	78	283-8	45	130	48	808	10.2		
81-82	21	504	94-194	.485	0-0	.000	32-40	.800	137	6.5	20	67-0	7	26	16	220	10.5		
TOT	100	2220	434-876	.495	0-1	.000	160-233	.687	495	5.0	98	350-8	52	156	64	1028	10.3		
NBA PLAYOFFS (1 Year)						3-POINT													
YEAR	GP	MIN	FGM-FGA	PCT	FGM-FGA	PCT	FTM-FTA	PCT	REBS	AVG	AST	PF-DQ	STL	TO	BLK	PTS	AVG		
1981	7	224	35-73	.479	0-0	.000	19-25	.760	34	4.9	16	27-2	4	10	5	89	12.7		

JOHNSON, STEVE #33 6-10 C/F Oregon State '81 11/3/57

How Obtained: From Chicago, with a second round pick in '85, for Banks, 6/18/85

How Departed: Traded to Portland for M. Thompson and the draft rights to Krystkowiak, 6/19/86

NBA (1 Year)						3-POINT													
YEAR	GP	MIN	FGM-FGA	PCT	FGM-FGA	PCT	FTM-FTA	PCT	REBS	AVG	AST	PF-DQ	STL	TO	BLK	PTS	AVG		
85-86	71	1828	362-573	.632	0-0	.000	259-373	.694	462	6.5	95	291-13	44	191	66	983	13.8		
NBA PLAYOFFS (1 Year)						3-POINT													
YEAR	GP	MIN	FGM-FGA	PCT	FGM-FGA	PCT	FTM-FTA	PCT	REBS	AVG	AST	PF-DQ	STL	TO	BLK	PTS	AVG		
1986	3	53	5-15	.333	0-0	.000	5-11	.455	6	2.0	2	14-1	0	6	1	15	5.0		

JOHNSON, STEW #23 6-8 F Murray State '67 8/19/44

How Obtained: Signed as free agent, 12/15/75

How Departed: Waived, 1/11/76

ABA (1 Year)						3-POINT													
YEAR	GP	MIN	FGM-FGA	PCT	FGM-FGA	PCT	FTM-FTA	PCT	REBS	AVG	AST	PF-DQ	STL	TO	BLK	PTS	AVG		
75-76	10	123	21-77	.273	1-8	.125	2-4	.500	19	1.9	15	16-0	2	2	0	45	4.5		

JOHNSON, VINNIE #15 6-2 G Baylor '79 9/9/56

How Obtained: Signed as free agent, 12/12/91

How Departed: Waived, 6/25/92

NBA (1 Year)						3-POINT													
YEAR	GP	MIN	FGM-FGA	PCT	FGM-FGA	PCT	FTM-FTA	PCT	REBS	AVG	AST	PF-DQ	STL	TO	BLK	PTS	AVG		
91-92	60	1350	202-499	.405	19-60	.317	55-85	.647	182	3.0	145	93-0	41	74	14	478	8.0		
NBA PLAYOFFS (1 Year)						3-POINT													
YEAR	GP	MIN	FGM-FGA	PCT	FGM-FGA	PCT	FTM-FTA	PCT	REBS	AVG	AST	PF-DQ	STL	TO	BLK	PTS	AVG		
1992	3	69	11-24	.458	2-4	.500	1-2	.500	8	2.7	7	7-0	5	5	1	25	8.3		

JOHNSTONE, JIM #25 6-11 C Wake Forest '82 9/20/60

How Obtained: From Atlanta, with second round picks in '83 and '85, for G. Johnson, 9/28/82

How Departed: Waived, 12/14/82

NBA (1 Year)						3-POINT													
YEAR	GP	MIN	FGM-FGA	PCT	FGM-FGA	PCT	FTM-FTA	PCT	REBS	AVG	AST	PF-DQ	STL	TO	BLK	PTS	AVG		
82-83	7	54	2-10	.200	0-0	.000	3-5	.600	16	2.3	1	9-0	1	4	1	7	1.0		

JONES, ANTHONY #11 6-6 G UNLV '86 9/13/62

How Obtained: Signed 10-day contract, 12/29/86; Signed 10-day contract, 1/7/87; Signed for season, 1/17/87

How Departed: Waived, 11/4/87

NBA (1 Year)						3-POINT													
YEAR	GP	MIN	FGM-FGA	PCT	FGM-FGA	PCT	FTM-FTA	PCT	REBS	AVG	AST	PF-DQ	STL	TO	BLK	PTS	AVG		
86-87	49	744	119-289	.412	7-19	.368	41-52	.788	95	1.9	66	68-0	32	38	18	286	5.8		

JONES, BOBBY #42 6-7 F Washington '06 1/9/84

How Obtained: Signed 10-day contract, 4/1/08

How Departed: Unsigned free agent, 4/11/08

NBA (1 Year)						3-POINT													
YEAR	GP	MIN	FGM-FGA	PCT	FGM-FGA	PCT	FTM-FTA	PCT	REBS	AVG	AST	PF-DQ	STL	TO	BLK	PTS	AVG		
07-08	3	20	1-4	.250	0-2	.000	0-0	.000	2	0.7	1	1-0	2	1	0	2	0.7		

FORMER SPURS STATISTICS

JONES, CALDWELL #27										6-11	C/F	Albany State '73				8/4/50			
How Obtained: Signed as free agent, 7/20/89																			
How Departed: Retired, 6/1/90																			
NBA (1 Year)																			
YEAR	GP	MIN	FGM-FGA	PCT	3-POINT FGM-FGA	PCT	FTM-FTA	PCT	REBS	AVG	AST	PF-DQ	STL	TO	BLK	PTS	AVG		
89-90	72	885	67-144	.465	1-5	.200	38-54	.704	230	3.2	20	146-2	20	48	27	173	2.4		
NBA PLAYOFFS (1 Year)																			
1990	9	66	4-9	.444	0-0	.000	0-1	.000	13	1.4	2	10-0	0	3	3	8	0.9		

JONES, EDGAR #42					6-10		F		Nevada-Reno '79					6/17/56				
How Obtained: From Detroit for a second round pick in '84 and a third round pick in '85, 2/10/83																		
How Departed: Traded to Cleveland, with cash, for J. Cook, 12/14/84																		
3-POINT																		
NBA (3 Years)																		
YEAR	GP	MIN	FGM-FGA	PCT	FGM-FGA	PCT	FTM-FTA	PCT	REBS	AVG	AST	PF-DQ	STL	TO	BLK	PTS	AVG	
82-83	28	622	92-185	.497	0-3	.000	84-114	.737	177	6.3	20	107-5	14	43	31	268	9.6	
83-84	81	1770	322-644	.500	6-19	.316	176-242	.727	449	5.5	85	298-7	64	125	107	826	10.2	
84-85	18	322	44-91	.484	0-1	.000	41-51	.804	62	3.4	18	52-1	9	28	18	129	7.2	
TOT	127	2714	458-920	.498	6-23	.261	301-407	.740	688	5.4	123	457-13	87	196	156	1223	9.6	
NBA PLAYOFFS (1 Year)																		
1983	11	193	28-62	.452	0-2	.000	19-33	.576	53	4.8	17	44-1	6	18	14	75	6.8	

JONES, OZELL #8										6-11	C	Cal State-Fullerton '84				11/20/60			
How Obtained: Fourth round pick, 1984 Draft, 90th overall																			
How Departed: Waived, 10/25/85																			
NBA (1 Year)																			
YEAR	GP	MIN	FGM-FGA	PCT	3-POINT FGM-FGA	PCT	FTM-FTA	PCT	REBS	AVG	AST	PF-DQ	STL	TO	BLK	PTS	AVG		
84-85	67	888	106-180	.589	0-1	.000	33-83	.398	238	3.6	56	139-1	30	61	57	245	3.7		
NBA PLAYOFFS (1 Year)																			
1985	5	73	8-11	.727	0-0	.000	1-6	.167	17	3.4	4	18-1	1	7	4	17	3.4		

JONES, RICH #33					6-8		F		Memphis State '69					12/27/46			
How Obtained: Signed as free agent with Dallas, 1969																	
How Departed: Traded to New York Nets, with Warren, Terry and Hughes, for Paultz, 9/8/75																	
ABA (2 Years)					3-POINT												
YEAR	GP	MIN	FGM-FGA	PCT	FGM-FGA	PCT	FTM-FTA	PCT	REBS	AVG	AST	PF-DQ	STL	TO	BLK	PTS	AVG
73-74	78	2843	510-1175	.434	13-46	.283	186-241	.772	581	7.4	268	273-0	70	145	13	1219	15.6
74-75	83	3097	649-1480	.439	13-50	.260	287-374	.767	645	7.8	270	297-0	88	210	32	1598	19.3
TOT	161	5940	1159-2655	.437	26-96	.271	473-615	.769	1226	7.6	538	570-0	158	355	45	2817	17.5
ABA PLAYOFFS (2 Years)																	
1974	7	239	48-93	.516	1-3	.333	24-29	.828	46	6.6	19	28-0	4	—	—	121	17.3
1975	6	178	30-93	.323	1-7	.143	2-7	.286	45	7.5	15	25-0	7	11	4	63	10.5
TOT	13	417	78-186	.419	2-10	.200	26-36	.722	91	7.0	34	53-0	11	11	4	184	14.2
ABA ALL-STAR GAMES (1 Year)																	
1974	1	19	2-11	.182	0-1	.000	0-0	.000	8	8.0	2	4-0	—	—	—	4	4.0

JONES, SHELTON #31										6-9	F	St. John's '88					4/6/66		
How Obtained: Second round pick, 1988 Draft, 27th overall																			
How Departed: Traded to Golden State for Whitehead, 11/22/88																			
NBA (1 Year)										3-POINT									
YEAR	GP	MIN	FGM-FGA	PCT	FGM-FGA	PCT	FTM-FTA	PCT	REBS	AVG	AST	PF-DQ	STL	TO	BLK	PTS	AVG		
88-89	7	92	9-25	.360	0-0	.000	8-13	.615	16	2.3	7	8-0	2	7	2	26	3.7		

KARL, GEORGE #22										6-2	G	North Carolina '73				5/12/51			
How Obtained: Signed as free agent, 1973																			
How Departed: Retired, 4/14/78																			
ABA (3 Years)				3-POINT															
YEAR	GP	MIN	FGM-FGA	PCT	FGM-FGA	PCT	FTM-FTA	PCT	REBS	AVG	AST	PF-DQ	STL	TO	BLK	PTS	AVG		
73-74	74	1339	236-502	.470	8-22	.364	94-113	.832	126	1.7	160	161-0	65	92	10	574	7.8		
74-75	82	1629	261-534	.489	4-23	.174	137-177	.774	155	1.9	334	207-0	96	158	7	663	8.1		
75-76	75	1200	150-334	.449	0-9	.000	81-106	.764	66	0.9	250	149-0	60	108	3	381	5.1		
TOT	231	4168	647-1370	.472	12-54	.222	312-396	.788	347	1.5	744	517-0	221	358	20	1618	7.0		
NBA (2 Years)																			
76-77	29	251	25-73	.342	—	—	29-42	.690	17	0.6	46	36-0	10	—	0	79	2.7		
77-78	4	30	2-6	.333	—	—	2-2	1.000	5	1.3	5	6-0	1	4	0	6	1.5		
TOT	33	281	27-79	.342	—	—	31-44	.705	22	0.7	51	42-0	11	4	0	85	2.6		
ABA PLAYOFFS (3 Years)																			
1974	7	141	13-28	.464	0-1	.000	2-5	.400	15	2.1	23	19-0	10	12	0	28	4.0		
1975	4	40	1-8	.125	0-1	.000	3-4	.750	3	0.8	5	5-0	1	2	0	5	1.2		
1976	6	64	10-22	.455	0-1	.000	6-9	.667	4	0.7	17	12-0	5	5	0	26	4.3		
TOT	17	245	24-58	.414	0-3	.000	11-18	.611	22	1.3	45	36-0	16	19	0	59	3.5		
NBA PLAYOFFS (1 Year)																			
1977	1	1	0-0	.000	—	—	0-0	.000	0	0.0	0	0-0	0	0	0	0	0.0		

KEMPTON, TIM #8					6-10	C	Notre Dame '86					1/25/64					
How Obtained: Signed as free agent, 10/30/96																	
How Departed: Waived, 12/10/96																	
NBA (1 Year)					3-POINT												
YEAR	GP	MIN	FGM-FGA	PCT	FGM-FGA	PCT	FTM-FTA	PCT	REBS	AVG	AST	PF-DQ	STL	TO	BLK	PTS	AVG
96-97	10	59	1-5	.200	0-0	.000	2-2	1.000	8	0.8	2	4-0	1	7	1	4	0.4

FORMER SPURS STATISTICS

KENNEDY, EUGENE #50

6-6 F TCU '71

8/23/49

How Obtained: Thirteenth round pick, 1971 ABA Draft, by Dallas
How Departed: Waived, 1974

ABA (1 Year)	GP	MIN	FGM-FGA	PCT	3-POINT FGM-FGA	PCT	FTM-FTA	PCT	REBS	AVG	AST	PF-DQ	STL	TO	BLK	PTS	AVG
73-74	76	1440	194-352	.551	0-0	.000	60-87	.690	387	5.1	83	240-0	59	79	15	448	5.9
ABA PLAYOFFS (1 Year)																	
1974	6	71	12-27	.444	0-1	.000	3-4	.750	18	3.0	3	17-0	0	3	1	27	4.5

KENON, LARRY #35

6-9 F Memphis State '73

12/13/52

How Obtained: From New York Nets for Nater, 6/3/75
How Departed: Signed as free agent with Chicago, 9/12/80 (received two '81 second round picks and cash as compensation)

ABA (1 Year)	GP	MIN	FGM-FGA	PCT	3-POINT FGM-FGA	PCT	FTM-FTA	PCT	REBS	AVG	AST	PF-DQ	STL	TO	BLK	PTS	AVG
75-76	81	2920	647-1344	.481	0-1	.000	221-283	.781	897	11.1	151	165-0	91	243	43	1515	18.7
NBA (4 Years)																	
76-77	78	2936	706-1435	.492	—	—	293-356	.823	879	11.3	229	190-0	167	—	60	1705	21.9
77-78	81	2869	698-1426	.489	—	—	276-323	.854	773	9.5	268	209-2	115	279	24	1672	20.6
78-79	81	2947	748-1484	.504	—	—	295-349	.845	790	9.8	335	192-1	154	300	19	1791	22.1
79-80	78	2798	647-1333	.485	1-9	.111	270-345	.783	775	9.9	231	192-0	111	232	18	1565	20.1
TOT	318	11550	2799-5678	.493	1-9	.111	1134-1373	.826	3217	10.1	1063	783-3	547	811	121	6733	21.2
ABA PLAYOFFS (1 Year)																	
1976	7	277	61-131	.466	1-3	.333	27-30	.900	80	11.4	16	16-0	10	33	4	150	21.4
NBA PLAYOFFS (4 Years)																	
1977	2	79	16-33	.485	—	—	2-2	1.000	15	7.5	6	9-0	4	—	1	34	17.0
1978	6	200	46-103	.447	—	—	14-19	.737	55	9.2	22	23-0	5	19	2	106	17.7
1979	14	557	128-292	.438	—	—	39-53	.736	160	11.4	42	42-0	20	33	1	295	21.1
1980	3	81	10-34	.294	0-0	.000	6-11	.545	13	4.3	4	6-0	5	0	0	26	8.7
TOT	25	917	200-462	.433	0-0	.000	61-85	.718	243	9.7	74	80-0	29	52	4	461	18.4
ABA ALL-STAR GAMES (1 Year)																	
1976	1	20	5-7	.714	0-0	.000	0-0	.000	6	6.0	2	5	0	2	0	10	10.0
NBA ALL-STAR GAMES (2 Years)																	
1978	1	20	8-15	.530	—	—	0-0	.000	4	4.0	0	0-0	0	2	0	16	16.0
1979	1	7	1-3	.333	—	—	1-2	.500	2	2.0	1	0-0	0	0	0	3	3.0
TOT	2	27	9-18	.500	—	—	1-2	.500	6	3.0	1	0-0	0	2	0	19	9.5

KERR, STEVE #4, #25

6-3 G Arizona '88

9/27/65

How Obtained: (1) From Chicago for Person and a first round pick, 1/21/99. (2) From Portland, along with Barkley and a second round pick, for Daniels, McCaskill and Smith, 8/5/02

How Departed: (1) Traded to Portland, with D. Anderson, for S. Smith, 7/25/01 (2) Retired, 8/7/03

NBA (4 Years)	GP	MIN	FGM-FGA	PCT	3-POINT FGM-FGA	PCT	FTM-FTA	PCT	REBS	AVG	AST	PF-DQ	STL	TO	BLK	PTS	AVG
98-99	44	734	68-174	.391	25-80	.313	31-35	.886	44	1.0	49	28-0	23	22	3	192	4.4
99-00	32	268	32-74	.432	16-31	.516	9-11	.818	19	0.6	12	14-0	4	7	0	89	2.8
00-01	55	650	67-159	.421	33-77	.429	14-15	.933	35	0.6	57	30-0	16	21	1	181	3.3
02-03	75	952	110-256	.430	49-124	.395	30-34	.882	60	0.8	70	49-0	27	35	3	299	4.0
TOT	206	2604	277-663	.418	123-312	.394	84-95	.884	158	0.8	188	121-0	70	85	7	761	3.7
NBA PLAYOFFS (3 Years)																	
1999	11	97	8-30	.267	3-13	.231	5-6	.833	9	0.8	8	5-0	2	4	0	24	2.2
2001	9	101	12-25	.480	5-15	.333	1-2	.500	9	1.0	6	8-0	4	2	1	30	3.3
2003	10	46	7-11	.636	5-6	.833	3-4	.750	3	0.3	6	6-0	1	1	0	22	2.2
TOT	30	244	27-66	.409	13-34	.382	9-12	.750	21	0.7	20	19-0	7	7	1	76	2.5

KERSEY, JEROME #25

6-7 F Longwood '84

6/26/62

How Obtained: Signed as free agent, 1/21/99

How Departed: Unsigned free agent, 8/1/00

NBA (2 Years)	GP	MIN	FGM-FGA	PCT	3-POINT FGM-FGA	PCT	FTM-FTA	PCT	REBS	AVG	AST	PF-DQ	STL	TO	BLK	PTS	AVG
98-99	45	699	68-200	.340	3-14	.214	6-14	.429	130	2.9	41	92-1	37	30	14	145	3.2
99-00	72	1310	146-354	.412	0-9	.000	29-41	.707	225	3.1	69	161-0	67	51	47	321	4.5
TOT	117	2009	214-554	.386	3-23	.130	35-55	.636	355	3.0	110	253-1	104	81	61	466	4.0
NBA PLAYOFFS (1 Year)																	
1999	14	152	15-43	.349	1-4	.250	5-7	.714	30	2.1	4	19-0	6	6	1	36	2.6

KIFFIN, IRV #21

6-8 F Oklahoma Baptist '75

8/8/51

How Obtained: From L.A. Lakers for a second round pick in '80, 10/5/79

How Departed: Waived, 12/19/79

NBA (1 Year)	GP	MIN	FGM-FGA	PCT	3-POINT FGM-FGA	PCT	FTM-FTA	PCT	REBS	AVG	AST	PF-DQ	STL	TO	BLK	PTS	AVG
79-80	26	212	32-96	.333	0-0	.000	18-25	.720	40	1.5	19	43-0	10	30	2	82	3.2

KING, ALBERT #55

6-6 F Maryland '81

12/17/59

How Obtained: From Philadelphia for Myers, 8/24/88

How Departed: Waived, 3/4/89

NBA (1 Year)	GP	MIN	FGM-FGA	PCT	3-POINT FGM-FGA	PCT	FTM-FTA	PCT	REBS	AVG	AST	PF-DQ	STL	TO	BLK	PTS	AVG
88-89	46	791	141-327	.431	8-32	.250	37-48	.771	140	3.0	79	97-2	27	74	7	327	7.1

KING, GERARD #54

6-9 F Nicholls State '95

11/25/72

How Obtained: Signed as free agent, 1/21/99

How Departed: Unsigned free agent, 8/1/99

NBA (1 Year)	GP	MIN	FGM-FGA	PCT	3-POINT FGM-FGA	PCT	FTM-FTA	PCT	REBS	AVG	AST	PF-DQ	STL	TO	BLK	PTS	AVG
98-99	19	63	6-14	.429	0-0	.000	11-18	.611	14	0.7	4	12-0	2	4	1	23	1.2
NBA PLAYOFFS (1 Year)																	
1999	8	14	2-4	.500	0-0	.000	0-0	.000	4	0.5	1	2-0	0	1	1	4	0.5

FORMER SPURS STATISTICS

KNIGHT, BILLY #25										6-6	F	Pittsburgh '74				6/9/52			
How Obtained: From Kansas City for McNamara, 12/11/84																			
How Departed: Waived, 6/19/85																			
NBA (1 Year)																			
YEAR	GP	MIN	FGM-FGA	PCT	3-POINT FGM-FGA	PCT	FTM-FTA	PCT	REBS	AVG	AST	PF-DQ	STL	TO	BLK	PTS	AVG		
84-85	52	611	125-285	.439	10-24	.417	51-57	.895	96	1.8	59	48-0	14	57	1	311	6.0		
NBA PLAYOFFS (1 Year)																			
1985	5	45	8-15	.533	0-4	.000	0-0	.000	6	1.2	3	2-0	2	2	0	16	3.2		

KNIGHT, NEGELE #32															6-1		G	Dayton '90				3/6/67	
How Obtained: From Phoenix for a second round pick in '94, 11/8/93																							
How Departed: Unsigned free agent, 7/1/94																							
NBA (1 Year)				3-POINT																			
YEAR	GP	MIN	FGM-FGA	PCT	FGM-FGA	PCT	FTM-FTA	PCT	REBS	AVG	AST	PF-DQ	STL	TO	BLK	PTS	AVG						
93-94	65	1438	225-475	.474	4-21	.190	141-174	.810	103	1.6	197	121-0	34	94	11	595	9.2						
NBA PLAYOFFS (1 Year)																							
1994	4	108	13-41	.317	0-3	.000	11-12	.917	6	1.5	12	9-0	3	7	0	37	9.3						

KRYSTKOWIAK, LARRY #42										6-10		F	Montana '86				9/23/64		
How Obtained: From Portland, with M. Thompson, for S. Johnson, 6/19/86																			
How Departed: Traded to Milwaukee for C. Davis and a second round pick in '89, 11/18/87																			
NBA (1 Year)										3-POINT									
YEAR	GP	MIN	FGM-FGA	PCT	FGM-FGA	PCT	FTM-FTA	PCT	REBS	AVG	AST	PF-DQ	STL	TO	BLK	PTS	AVG		
86-87	68	1004	170-373	.456	1-12	.083	110-148	.743	239	3.5	85	141-1	22	67	12	451	6.6		

LAMBERT, JOHN #24															6-10		F	USC '75				1/14/53		
How Obtained: From Kansas City for a third round pick in '84 and cash, 2/16/82																								
How Departed: Waived, 8/82																								
NBA (1 Year)																								
	GP	MIN	FGM-FGA	PCT	3-POINT FGM-FGA	PCT	FTM-FTA	PCT	REBS	AVG	AST	PF-DQ	STL	TO	BLK	PTS	AVG							
81-82	21	271	26-58	.448	0-1	.000	13-14	.929	51	2.4	13	43-0	6	10	6	65	3.1							
NBA PLAYOFFS (1 Year)																								
1982	2	3	0-1	.000	0-1	.000	0-0	.000	1	0.5	1	0-0	0	0	0	0	0.0							

LAMP, JEFF #3										6-5		G	Virginia '81				3/9/59	
How Obtained: Signed 10-day contract, 2/10/86; Signed for season, 2/11/86																		
How Departed: Unsigned free agent, 7/86																		
NBA (1 Year)																		
YEAR	GP	MIN	FGM-FGA	PCT	3-POINT FGM-FGA	PCT	FTM-FTA	PCT	REBS	AVG	AST	PF-DQ	STL	TO	BLK	PTS	AVG	
85-86	30	620	136-271	.502	4-17	.235	56-69	.812	79	2.6	53	67-0	19	38	1	332	11.1	
NBA PLAYOFFS (1 Year)																		
1986	3	45	7-18	.389	1-3	.333	0-0	.000	1	0.3	7	6-0	1	4	0	15	5.0	

LANGFORD, KEITH #25										6-4		G	Kansas '07				8/15/83			
How Obtained: Signed as free agent, 12/28/07																				
How Departed: Waived, 1/7/08																				
NBA (1 Year)																				
YEAR	GP	MIN	FGM-FGA	PCT	3-POINT FGM-FGA	PCT	FTM-FTA	PCT	REBS	AVG	AST	PF-DQ	STL	TO	BLK	PTS	AVG			
07-08	2	10	14	.250	0-0	.000	0-0	.000	2	1.0	0	0-0	0	0	0	2	1.0			

LAYTON, DENNIS "MO" # 1															6-1	G	USC '71	12/24/48			
How Obtained: Signed as free agent, 11/23/77																					
How Departed: Waived, 10/2/78																					
NBA (1 Year)																					
YEAR	GP	MIN	FGM-FGA	PCT	3-POINT FGM-FGA	PCT	FTM-FTA	PCT	REBS	AVG	AST	PF-DQ	STL	TO	BLK	PTS	AVG				
77-78	41	498	85-168	.506	-	-	12-13	.923	32	0.8	108	51-0	21	59	4	182	4.4				

LEBO, JEFF #12										6-2	G	North Carolina '88				10/5/66			
How Obtained: Signed as free agent, 9/29/89																			
How Departed: Waived, 11/22/89																			
NBA (1 Year)																			
YEAR	GP	MIN	FGM-FGA	PCT	3-POINT FGM-FGA	PCT	FTM-FTA	PCT	REBS	AVG	AST	PF-DQ	STL	TO	BLK	PTS	AVG		
89-90	4	32	2-7	.286	0-0	.000	2-2	1.000	4	1.0	3	7-0	2	1	0	6	1.5		

LETT, CLIFFORD #11															6-3	G	Florida '89	12/23/65				
How Obtained: Signed 10-day contract, 2/5/91; Signed 10-day contract, 2/15/91																						
How Departed: Waived, 2/25/91																						
NBA (1 Year)																						
YEAR	GP	MIN	FGM-FGA	PCT	3-POINT FGM-FGA	PCT	FTM-FTA	PCT	REBS	AVG	AST	PF-DQ	STL	TO	BLK	PTS	AVG					
90-91	7	99	14-29	.483	0-1	.000	9-9	1.000	7	1.0	7	9-0	2	8	1	34	4.9					

LINGENFELTER, STEVE #25															6-9	F	South Dakota St. '82				6/10/58			
How Obtained: Signed to a 10-day contract, 2/25/84																								
How Departed: Waived, 3/5/84																								
NBA (1 Year)																								
			3-POINT																					
YEAR	GP	MIN	FGM-FGA	PCT	FGM-FGA	PCT	FTM-FTA	PCT	REBS	AVG	AST	PF-DQ	STL	TO	BLK	PTS	AVG							
83-84	3	14	1-1	1.000	0-0	.000	0-2	.000	4	1.3	1	6-0	0	1	0	2	0.7							

LOCKHART, DARRELL #32															6-9	F	Auburn '83	9/14/60
How Obtained: Second round pick, 1983 Draft, 35th overall																		
How Departed: Waived, 11/4/83																		
NBA (1 Year)																		
YEAR	GP	MIN	FGM-FGA	PCT	3-POINT FGM-FGA	PCT	FTM-FTA	PCT	REBS	AVG	AST	PF-DQ	STL	TO	BLK	PTS	AVG	
83-84	2	14	2-2	1.000	0-0	.000	0-0	.000	3	1.5	0	5-0	0	2	0	4	2.0	

FORMER SPURS STATISTICS

LOHAUS, BRAD #54

6-11 F

Iowa '87

9/29/64

How Obtained: (1) Signed as free agent, 9/29/95 (2) Signed as free agent, 4/1/98

How Departed: (1) Traded to New York, with Reid and a first round pick, for C. Smith and M. Williams, 2/8/96 (2) Unsigned free agent, 7/1/98

NBA (2 Years)

YEAR	GP	MIN	FGM-FGA	PCT	3-POINT FGM-FGA	PCT	FTM-FTA	PCT	REBS	AVG	AST	PF-DQ	STL	TO	BLK	PTS	AVG
95-96	32	273	39-96	.406	27-65	.415	2-3	.667	33	1.0	17	34-0	2	9	7	107	3.3
97-98	9	102	7-21	.333	4-14	.286	1-3	.333	12	1.3	5	10-0	1	3	2	19	2.1
TOT	41	375	46-117	.393	31-79	.392	3-6	.500	45	1.1	22	44-0	3	12	9	126	3.1

NBA PLAYOFFS (1 Year)

1998	4	10	0-1	.000	0-0	.000	0-0	.000	2	0.5	1	0-0	1	0	0	0	0.0
------	---	----	-----	------	-----	------	-----	------	---	-----	---	-----	---	---	---	---	-----

LOVE, STAN #34

6-9 F

Oregon '71

4/9/49

How Obtained: Signed as free agent, 2/16/75

How Departed: Unsigned free agent, 7/1/75

ABA (1 Year)

YEAR	GP	MIN	FGM-FGA	PCT	3-POINT FGM-FGA	PCT	FTM-FTA	PCT	REBS	AVG	AST	PF-DQ	STL	TO	BLK	PTS	AVG
74-75	12	64	13-30	.433	0-0	.000	3-4	.750	24	2.0	9	16-0	0	6	4	29	2.4

LUCAS, JOHN #15

6-3 G

Maryland '76

10/31/53

How Obtained: Signed as free agent, 12/4/83

How Departed: Traded to Houston, with an '85 third round pick, for J. Bailey, an '85 second round pick and cash, 10/4/84

NBA (1 Year)

YEAR	GP	MIN	FGM-FGA	PCT	3-POINT FGM-FGA	PCT	FTM-FTA	PCT	REBS	AVG	AST	PF-DQ	STL	TO	BLK	PTS	AVG
83-84	63	1807	275-595	.462	19-69	.275	120-157	.764	180	2.9	673	123-1	92	147	5	689	10.9

MACK, SAM #5

6-7 F

Houston '92

5/26/70

How Obtained: Signed as free agent, 9/25/92

How Departed: Waived, 10/21/93

NBA (1 Year)

YEAR	GP	MIN	FGM-FGA	PCT	3-POINT FGM-FGA	PCT	FTM-FTA	PCT	REBS	AVG	AST	PF-DQ	STL	TO	BLK	PTS	AVG
92-93	40	267	47-118	.398	3-22	.136	45-58	.776	48	1.2	15	44-0	14	22	5	142	3.6

MAHINMI, IAN #28

6-11 C

France

11/5/80

How Obtained: First round pick, 2005 Draft, 28th overall

How Departed: Unsigned free agent, 7/10

NBA (2 Years)

YEAR	GP	MIN	FGM-FGA	PCT	3-POINT FGM-FGA	PCT	FTM-FTA	PCT	REBS	AVG	AST	PF-DQ	STL	TO	BLK	PTS	AVG
07-08	6	22	6-12	.500	0-0	.000	9-9	1.000	5	0.8	1	4-0	0	2	4	21	3.5
09-10	26	165	35-55	.636	0-0	.000	31-47	.660	52	2.0	2	32-1	3	15	8	101	3.9
TOT	32	187	41-67	.612	0-0	.000	40-56	.714	57	1.8	3	36-1	3	17	12	122	3.8

MALONE, MOSES #2

6-10 C

Petersburg H.S. (V.A.)

5/23/55

How Obtained: Signed as free agent, 8/25/94

How Departed: Unsigned free agent, 7/1/95

NBA (1 Year)

YEAR	GP	MIN	FGM-FGA	PCT	3-POINT FGM-FGA	PCT	FTM-FTA	PCT	REBS	AVG	AST	PF-DQ	STL	TO	BLK	PTS	AVG
94-95	17	149	13-35	.371	1-2	.500	22-32	.688	46	2.7	6	15-0	2	11	3	49	2.9

MARKS, SEAN #40

7-0 C

California '98

8/23/75

How Obtained: Signed as free agent, 9/29/03

How Departed: Unsigned free agent, 7/06

NBA (3 Years)

YEAR	GP	MIN	FGM-FGA	PCT	3-POINT FGM-FGA	PCT	FTM-FTA	PCT	REBS	AVG	AST	PF-DQ	STL	TO	BLK	PTS	AVG
03-04	Did Not Appear In Any Games																
04-05	23	244	27-80	.338	0-3	.000	22-28	.786	56	2.4	8	29-0	3	14	11	76	3.3
05-06	25	181	37-71	.521	0-3	.000	7-12	.583	43	1.7	7	21-1	5	7	7	81	3.2
TOT	48	425	64-151	.424	0-6	.000	29-40	.725	99	2.1	15	50-1	8	21	18	157	3.3

MASON JR., ROGER #8

6-5 G

Virginia '02

9/10/80

How Obtained: Signed as free agent, 7/11/08

How Departed: Unsigned free agent, 8/10

NBA (2 Years)

YEAR	GP	MIN	FGM-FGA	PCT	3-POINT FGM-FGA	PCT	FTM-FTA	PCT	REBS	AVG	AST	PF-DQ	STL	TO	BLK	PTS	AVG
08-09	82	2496	349-822	.425	166-394	.421	105-118	.890	251	3.1	173	160-0	40	100	12	969	11.8
09-10	79	1515	193-496	.389	88-264	.333	27-34	.794	162	2.1	137	99-0	30	59	14	501	6.3
TOT	161	4011	542-1318	.411	254-658	.386	132-152	.868	413	2.6	310	259-0	70	159	26	1470	9.1

NBA PLAYOFFS (2 Years)

YEAR	GP	MIN	FGM-FGA	PCT	3-POINT FGM-FGA	PCT	FTM-FTA	PCT	REBS	AVG	AST	PF-DQ	STL	TO	BLK	PTS	AVG
08-09	5	108	12-32	.375	7-19	.368	2-3	.667	8	1.6	9	10-0	1	4	0	33	6.6
09-10	6	60	1-12	.083	1-7	.143	0-0	.000	4	0.7	2	12-0	1	2	0	3	0.5
TOT	11	168	13-44	.295	8-26	.308	2-3	.667	12	1.1	11	22-0	2	6	0	36	3.3

MASSENBURG, TONY #34

6-9 F

Maryland '90

7/31/67

How Obtained: (1) Second round pick, 1990 Draft, 43rd overall. (2) Signed as free agent, 8/4/04

How Departed: (1) Waived, 12/2/91. (2) Unsigned free agent, 8/05

NBA (3 Years)

YEAR	GP	MIN	FGM-FGA	PCT	3-POINT FGM-FGA	PCT	FTM-FTA	PCT	REBS	AVG	AST	PF-DQ	STL	TO	BLK	PTS	AVG
90-91	35	161	27-60	.450	0-0	.000	28-45	.622	58	1.7	4	26-0	4	13	9	82	2.3
91-92	1	9	1-5	.200	0-0	.000	0-0	.000	0	0.0	0	2-0	0	0	0	2	2.0
04-05	61	699	74-182	.407	0-0	.000	48-63	.762	163	2.7	14	122-1	18	40	20	196	3.2
TOT	97	869	102-247	.413	0-0	.000	76-108	.704	221	2.3	18	150-1	22	53	29	280	2.9

NBA PLAYOFFS (2 Years)

YEAR	GP	MIN	FGM-FGA	PCT	3-POINT FGM-FGA	PCT	FTM-FTA	PCT	REBS	AVG	AST	PF-DQ	STL	TO	BLK	PTS	AVG
1991	1	1	0-0	.000	0-0	.000	0-0	.000	0	0.0	0	0-0	0	0	0	0	0.0
2005	9	28	1-6	.167	0-0	.000	1-2	.500	11	1.2	0	2-0	0	0	0	3	0.3
TOT	10	29	1-6	.167	0-0	.000	1-2	.500	11	1.1	0	2-0	0	0	0	3	0.3

FORMER SPURS STATISTICS

MATTHEWS, WES #1															6-1	G	Wisconsin '80					8/24/59				
How Obtained: Signed as free agent, 10/15/85																										
How Departed: Waived, 10/8/86																										
NBA (1 Year)																										
YEAR	GP	MIN	FGM-FGA	PCT	3-POINT FGM-FGA	PCT	FTM-FTA	PCT	REBS	AVG	AST	PF-DQ	STL	TO	BLK	PTS	AVG									
85-86	75	1853	320-603	.531	4-25	.160	173-211	.820	131	1.7	476	168-1	87	232	32	817	10.9									
NBA PLAYOFFS (1 Year)																										
1986	3	116	35-54	.648	0-1	.000	6-8	.750	7	2.3	24	7-0	6	11	0	76	25.3									

MAXWELL, VERNON #11				6-4		G		Florida '88				9/12/65					
How Obtained: (1) From Denver for a second round pick in '89, 6/28/88 (2) Signed as free agent, 8/29/96																	
How Departed: (1) Traded to Houston for cash, 2/21/90 (2) Unsigned free agent, 7/1/97																	
NBA (3 Years)				3-POINT													
YEAR	GP	MIN	FGM-FGA	PCT	FGM-FGA	PCT	FTM-FTA	PCT	REBS	AVG	AST	PF-DQ	STL	TO	BLK	PTS	AVG
88-89	79	2065	357-827	.432	32-129	.248	181-243	.745	202	2.6	301	136-0	86	178	8	927	11.7
89-90	49	1118	133-306	.435	15-52	.288	59-95	.621	141	2.9	146	79-0	42	71	5	340	6.9
96-97	72	2068	340-906	.375	115-372	.309	134-180	.744	159	2.2	153	168-1	87	121	19	929	12.9
TOT	200	5251	830-2039	.407	162-553	.293	374-518	.722	502	2.5	600	383-1	215	370	32	2196	11.0

McCASKILL, AMAL #15										6-11	C	Marquette '96				10/28/71			
How Obtained: Signed as free agent, 8/4/01																			
How Departed: Traded to Portland, with Daniels and C. Smith, for Kerr, Barkley and a second round pick in '03, 8/5/02																			
NBA (1 Year)										3-POINT									
YEAR	GP	MIN	FGM-FGA	PCT	FGM-FGA	PCT	FTM-FTA	PCT	REBS	AVG	AST	PF-DQ	STL	TO	BLK	PTS	AVG		
01-02	27	153	20-49	.408	0-0	.000	12-26	.462	36	1.3	4	23-0	6	14	10	52	1.9		

MCDYESS, ANTONIO #34					6-9		F/C		Alabama '95					9/7/1974				
NBA (2 Years)					3-POINT													
YEAR	GP	MIN	FGM-FGA	PCT	FGM-FGA	PCT	FTM-FTA	PCT	REBS	AVG	AST	PF-DQ	STL	TO	BLK	PTS	AVG	
09-10	77	1617	205-428	.479	0-2	0.000	36-57	.632	455	5.9	83	147-0	43	79	32	446	5.8	
10-11	73	1386	169-344	.491	0-1	0.000	52-77	.675	396	5.4	84	163-1	36	73	39	390	5.3	
TOT	150	3003	374-772	.484	0-3	0.000	88-134	.657	851	5.7	167	310-1	79	152	71	836	5.6	
NBA PLAYOFFS (2 Years)					3-POINT													
YEAR	GP	MIN	FGM-FGA	PCT	FGM-FGA	PCT	FTM-FTA	PCT	REBS	AVG	AST	PF-DQ	STL	TO	BLK	PTS	AVG	
09-10	10	247	33-62	.532	0-0	0.000	2-2	1.000	68	6.8	12	27-0	2	9	7	68	6.8	
10-11	6	145	15-36	.417	0-0	0.000	4-7	.571	30	5.0	8	21-0	2	7	5	34	5.7	
TOT	16	392	48-98	.490	0-0	0.000	6-9	.667	98	6.1	20	48-0	4	16	12	102	6.4	

MCGRADY, TRACY #1										6-8	G	Mt. Zion Christian Aca. '96				5/24/79			
How Obtained: Signed as free agent, 4/16/13																			
NBA (1 Year)																			
NBA PLAYOFFS																			
			3-POINT																
YEAR	GP	MIN	FGM-FGA	PCT	FGM-FGA	PCT	FTM-FTA	PCT	REBS	AVG	AST	PF-DQ	STL	TO	BLK	PTS	AVG		
12-13	6	32	0-7	.000	0-3	.000	0-0	.000	8	1.3	7	02-0	2	2	3	0	0.0		

MCKENZIE, FORREST #7										6-7		F	Loyola Marymount '86				2/16/63	
How Obtained: (1) Third round pick, 1986 Draft, 48th overall; (2) Signed as free agent, 11/22/86																		
How Departed: (1) Waived, 10/8/86; (2) Waived, 12/15/86																		
NBA (1 Year)										3-POINT								
YEAR	GP	MIN	FGM-FGA	PCT	FGM-FGA	PCT	FTM-FTA	PCT	REBS	AVG	AST	PF-DQ	STL	TO	BLK	PTS	AVG	
86-87	6	42	7-28	.250	1-2	.500	2-2	1.000	7	1.2	1	9-0	1	3	0	17	2.8	

McNAMARA, MARK #3					6-1	C	California '82					6/8/59					
How Obtained: (1) From Philadelphia for a second round pick in '86, 11/4/83 (2) From the L.A. Lakers for exchange of second round picks in either '91, '92, '93 or '94, 9/25/90																	
How Departed: (1) Traded to Kansas City for Knight, 12/11/84 (2) Traded to Orlando for Green and a first round pick in '91, 10/30/90																	
NBA (2 Years)					3-POINT												
YEAR	GP	MIN	FGM-FGA	PCT	FGM-FGA	PCT	FTM-FTA	PCT	REBS	AVG	AST	PF-DQ	STL	TO	BLK	PTS	AVG
83-84	70	1037	157-253	.621	0-0	.000	74-157	.471	317	4.5	31	138-2	14	89	12	388	5.5
84-85	12	63	12-18	.667	0-0	.000	9-18	.500	17	1.4	0	5-0	2	6	1	33	2.8
TOT	82	1100	169-271	.624	0-0	.000	83-175	.474	334	4.1	31	143-2	16	95	13	421	5.1

MENSAH-BONSU, POPS #54										6-10	F	George Washington '06				9/7/83			
How Obtained: Signed 10-day contract, 2/25/09																			
NBA (1 Year)																			
	GP	MIN	FGM-FGA	PCT	3-POINT FGM-FGA	PCT	FTM-FTA	PCT	REBS	AVG	AST	PF-DQ	STL	TO	BLK	PTS	AVG		
08-09	3	20	5-7	.714	0-0	.000	5-7	.714	10	3.3	0	6-0	1	2	1	15	5.0		

MERCER, RON #33										6-7		G	Kentucky '99				5/18/76			
How Obtained: From Indiana as part of a three-team deal (Spurs, Pacers and Kings), 7/24/03																				
How Departed: Waived, 2/27/04																				
NBA (1 Year)																				
			3-POINT																	
YEAR	GP	MIN	FGM-FGA	PCT	FGM-FGA	PCT	FTM-FTA	PCT	REBS	AVG	AST	PF-DQ	STL	TO	BLK	PTS	AVG			
03-04	39	516	90-211	.427	2-7	.286	13-17	.765	49	1.3	22	37-0	14	26	5	195	5.0			

MILLER, ROBERT #41										6-10	C	Cincinnati '78	7/9/56				
How Obtained: Signed 10-day contract, 1/2/84																	
How Departed: Waived, 1/11/84																	
NBA (1 Year)																	
YEAR	GP	MIN	FGM-FGA	PCT	3-POINT FGM-FGA	PCT	FTM-FTA	PCT	REBS	AVG	AST	PF-DQ	STL	TO	BLK	PTS	AVG
83-84	2	8	2-3	.667	0-0	.000	0-0	.000	5	2.5	1	5-0	0	0	1	4	2.0

FORMER SPURS STATISTICS

MITCHELL, MIKE #34

6-7 F Auburn '78

1/1/56

How Obtained: (1) From Cleveland, with Phegley, for R. Johnson, Brewer and cash, 12/24/81; (2) Signed as free agent, 4/23/90

How Departed: (1) Unsigned free agent, 7/88; (2) Waived, 11/1/90

NBA (7 Years)

YEAR	GP	MIN	FGM-FGA	PCT	3-POINT FGM-FGA	PCT	FTM-FTA	PCT	REBS	AVG	AST	PF-DQ	STL	TO	BLK	PTS	AVG
81-82	57	2090	524-973	.539	0-7	.000	148-202	.733	449	7.9	43	200-4	33	98	28	1196	21.0
82-83	80	2803	686-1342	.511	0-3	.000	219-289	.758	537	6.7	98	248-6	57	126	52	1591	19.9
83-84	79	2853	779-1597	.488	6-14	.429	275-353	.779	570	7.2	93	251-6	62	141	73	1839	23.3
84-85	82	2853	775-1558	.497	5-23	.217	269-346	.777	417	6.1	151	219-1	61	144	27	1824	22.2
85-86	82	2970	802-1697	.473	0-12	.000	317-392	.809	409	5.0	188	175-0	56	184	25	1921	23.4
86-87	40	922	208-478	.435	1-2	.500	92-112	.821	103	2.6	38	68-0	19	51	9	509	12.7
87-88	68	1501	378-784	.482	3-12	.250	160-194	.825	198	2.9	68	101-0	31	52	13	919	13.5
TOT	488	15992	4152-8429	.493	15-73	.205	1480-1888	.784	2683	5.5	679	1262-17	319	796	227	9799	20.1

NBA PLAYOFFS (6 Years)

1982	9	365	90-169	.533	0-0	.000	43-57	.754	73	8.1	7	22-0	5	24	1	223	24.8
1983	11	422	102-200	.501	1-2	.500	25-33	.758	105	9.5	12	34-0	7	25	19	230	20.9
1985	5	180	44-78	.564	0-1	.000	21-24	.875	19	3.8	12	19-1	3	9	4	109	21.8
1986	3	107	21-52	.404	0-0	.000	5-10	.500	9	3.0	10	8-1	3	10	3	47	15.7
1988	3	74	13-37	.351	0-0	.000	5-6	.833	15	5.0	4	5-0	1	5	1	31	10.3
1990	4	15	3-8	.375	0-0	.000	0-0	.000	3	0.8	2	2-0	0	2	0	6	1.5
TOT	35	1163	273-544	.502	1-3	.333	99-130	.762	224	6.4	47	90-2	19	75	28	646	18.5

MITCHELL, TODD #32

6-7 F Purdue '88

7/26/66

How Obtained: Signed 10-day contract, 2/28/89

How Departed: Waived, 3/7/89

NBA (1 Year)

YEAR	GP	MIN	FGM-FGA	PCT	3-POINT FGM-FGA	PCT	FTM-FTA	PCT	REBS	AVG	AST	PF-DQ	STL	TO	BLK	PTS	AVG
88-89	2	33	2-9	.222	0-0	.000	1-4	.250	3	1.5	1	2-0	1	4	0	5	2.5

MOHAMMED, NAZR #2

6-10 C Kentucky '98

9/5/77

How Obtained: From New York, along with Brewer, for Rose and two first round picks, 2/24/05

How Departed: Unsigned free agent, 7/06

NBA (2 Years)

YEAR	GP	MIN	FGM-FGA	PCT	3-POINT FGM-FGA	PCT	FTM-FTA	PCT	REBS	AVG	AST	PF-DQ	STL	TO	BLK	PTS	AVG
04-05	23	414	55-142	.387	0-0	.000	32-56	.571	147	6.4	8	64-1	5	27	33	142	6.2
05-06	80	1389	190-377	.504	0-0	.000	113-144	.785	418	5.2	40	220-2	21	91	49	493	6.2
TOT	103	1803	245-519	.472	0-0	.000	145-200	.725	565	5.5	48	284-3	26	118	82	635	6.2

NBA PLAYOFFS (2 Years)

2005	23	528	66-125	.528	1-1	.100	30-47	.638	154	6.7	8	65-0	14	24	23	163	7.1
2006	8	94	11-15	.733	1-1	.100	13-18	.722	31	3.9	1	17-0	3	8	6	36	4.5
TOT	31	622	77-140	.550	2-2	.100	43-65	.662	185	6.0	9	82-0	17	32	29	199	6.4

MOORE, JOHNNY #00

6-3 G Texas '79

3/31/58

How Obtained: (1) From Seattle for cash, 6/26/79; (2) Signed as free agent, 6/18/80; (3) Signed as free agent, 11/22/89

How Departed: (1) Waived, 10/12/79; (2) Waived, 11/19/87; (3) Waived, 8/23/90

NBA (9 Years)

YEAR	GP	MIN	FGM-FGA	PCT	3-POINT FGM-FGA	PCT	FTM-FTA	PCT	REBS	AVG	AST	PF-DQ	STL	TO	BLK	PTS	AVG
80-81	82	1578	249-520	.479	1-19	.053	105-172	.610	196	2.4	373	178-0	120	154	22	604	7.4
81-82	79	2294	309-667	.463	1-21	.048	122-182	.670	275	3.5	762	254-6	163	175	12	741	9.4
82-83	77	2552	394-841	.468	5-22	.227	148-199	.744	277	3.6	753	247-2	194	226	32	941	12.2
83-84	59	1650	231-518	.446	28-87	.322	105-139	.755	178	3.0	566	168-2	123	143	20	595	10.1
84-85	82	2689	416-910	.457	25-89	.281	189-248	.762	378	4.6	816	247-3	229	236	18	1046	12.8
85-86	28	856	150-303	.495	4-22	.182	59-86	.686	86	3.1	252	78-0	70	81	6	363	13.0
86-87	55	1234	198-448	.442	22-79	.278	56-70	.800	100	1.8	250	97-0	83	102	3	474	8.6
87-88	4	51	4-9	.444	0-1	.000	0-0	.000	4	1.0	11	1-0	3	4	0	8	2.0
89-90	53	516	47-126	.373	8-34	.235	16-27	.593	52	1.0	82	55-0	32	39	3	118	2.2
TOT	519	13420	1998-4342	.460	94-374	.251	800-1123	.712	1546	3.0	3865	1325-13	1017	1160	116	4890	9.4

NBA PLAYOFFS (5 Years)

1981	7	124	18-37	.486	0-3	.000	6-8	.750	13	1.9	22	14-0	10	8	1	42	6.0
1982	9	292	39-82	.476	0-3	.000	16-27	.593	31	3.4	93	38-0	15	15	6	94	10.4
1983	11	414	105-197	.533	9-17	.529	28-35	.800	47	4.3	161	41-0	28	38	3	247	22.5
1985	5	168	25-54	.463	1-3	.333	15-23	.652	30	6.0	42	17-0	10	16	2	66	13.2
1990	9	86	6-24	.250	0-6	.000	4-8	.500	11	1.3	21	11-0	7	7	1	16	11.8
TOT	41	1084	193-394	.490	10-32	.313	69-101	.683	132	3.2	339	121-0	70	84	13	465	11.3

MOSLEY, GLENN #34

6-8 F Seton Hall '77

12/26/55

How Obtained: Signed as free agent, 12/78

How Departed: Waived, 10/79

NBA (1 Year)

YEAR	GP	MIN	FGM-FGA	PCT	3-POINT FGM-FGA	PCT	FTM-FTA	PCT	REBS	AVG	AST	PF-DQ	STL	TO	BLK	PTS	AVG
78-79	26	221	31-75	.413	—	—	23-38	.605	64	2.5	19	35-0	8	20	10	85	3.3

NBA PLAYOFFS (1 Year)

1979	3	6	2-3	.667	—	—	1-3	.333	1	0.3	1	0-0	0	0	1	5	1.7
------	---	---	-----	------	---	---	-----	------	---	-----	---	-----	---	---	---	---	-----

MYERS, PETE #9, #7

6-7 G

Arkansas-Little Rock '86

9/15/63

How Obtained: (1) Signed as free agent, 1/29/88; (2) Signed as free agent, 12/10/90

How Departed: (1) Traded to Philadelphia for A. King, 8/24/88; (2) Waived, 12/24/90

NBA (2 Years)

YEAR	GP	MIN	FGM-FGA	PCT	3-POINT FGM-FGA	PCT	FTM-FTA	PCT	REBS	AVG	AST	PF-DQ	STL	TO	BLK	PTS	AVG
87-88	22	328	43-95	.453	0-4	.000	26-39	.667	37	1.7	48	30-0	17	33	6	112	5.1
90-91	8	103	10-23	.435	0-1	.000	9-11	.818	18	2.3	14	14-0	3	14	3	29	3.6
TOT	30	431	53-118	.450	0-5	.000	35-50	.700	55	1.8	62	44-0	20	47	9	141	4.7

FORMER SPURS STATISTICS

NATER, SWEN #31				6-11		C		UCLA '73						1/14/50			
How Obtained: From Virginia for cash and a draft pick, 11/73																	
How Departed: Traded to New York Nets for Kenon and Gale, 6/3/75																	
ABA (2 Years)				3-POINT													
YEAR	GP	MIN	FGM-FGA	PCT	FGM-FGA	PCT	FTM-FTA	PCT	REBS	AVG	AST	PF-DQ	STL	TO	BLK	PTS	AVG
73-74	62	2001	383-695	.552	0-1	.000	134-181	.740	844	13.6	112	177-0	26	—	—	900	14.5
74-75	78	2713	495-914	.542	0-1	.000	185-246	.752	1279	16.4	97	240-0	43	185	87	1175	15.1
TOT	140	4714	878-1609	.546	0-2	.000	319-427	.747	2123	15.2	209	417-0	69	185	87	2075	14.8
ABA PLAYOFFS (2 Years)																	
1974	7	211	47-85	.553	0-0	.000	10-14	.724	82	11.7	15	21-0	4	—	5	104	14.9
1975	6	234	40-84	.476	0-0	.000	9-21	.429	99	16.5	6	18-0	1	16	6	89	14.8
TOT	13	445	87-169	.515	0-0	.000	19-35	.543	181	13.9	21	39-0	5	16	11	193	14.8
ABA ALL STAR GAMES (2 Years)																	
1974	1	28	13-24	.542	0-0	.000	3-4	.750	22	22.0	0	2-0	—	—	—	29	29.0
1975	1	26	5-13	.385	0-0	.000	2-2	1.000	5	5.0	1	3-0	0	2	0	12	12.0
TOT	2	54	18-37	.486	0-0	.000	5-6	.833	27	13.5	1	5-0	0	2	0	41	20.5

NATT, CALVIN #7					6-6			F	NE Louisiana '79					1/8/57			
How Obtained: From Denver, with Vincent, for Greenwood and Cook, 1/26/89																	
How Departed: Waived, 2/20/89																	
NBA (1 Year)					3-POINT												
YEAR	GP	MIN	FGM-FGA	PCT	FGM-FGA	PCT	FTM-FTA	PCT	REBS	AVG	AST	PF-DQ	STL	TO	BLK	PTS	AVG
88-89	10	185	25-66	.379	0-0	.000	35-48	.729	32	3.2	11	19-0	2	19	2	85	8.5
NEAL, GARY #14					6-4			G	Towson '07					11/3/84			
How Obtained: Signed as free agent, 7/22/10																	
NBA (2 Year)					3-POINT												
YEAR	GP	MIN	FGM-FGA	PCT	FGM-FGA	PCT	FTM-FTA	PCT	REBS	AVG	AST	PF-DQ	STL	TO	BLK	PTS	AVG
10-11	80	1685	285-632	.451	129-308	.419	84-104	.808	196	2.5	27	148-0	78	78	4	783	9.8
11-12	56	1206	212-486	.436	83-198	.419	50-64	.781	118	2.1	47	75-0	27	60	2	557	9.9
12-13	68	1484	246-597	.412	89-251	.355	64-74	.865	143	2.1	1.9	93-0	30	69	2	645	9.5
TOT	204	4375	743-1715	.433	301-757	.398	198-242	.818	457	2.2	3.1	316-0	135	207	8	1985	9.7

NEALY, EDDIE #32					6-7	F	Kansas State '82					2/19/60					
How Obtained: Signed as free agent, 7/15/86																	
How Departed: Unsigned free agent, 10/6/88																	
NBA (2 Years)					3-POINT												
YEAR	GP	MIN	FGM-FGA	PCT	FGM-FGA	PCT	FTM-FTA	PCT	REBS	AVG	AST	PF-DQ	STL	TO	BLK	PTS	AVG
86-87	60	980	84-192	.438	4-31	.129	51-69	.739	284	4.7	83	144-1	40	36	11	223	3.7
87-88	68	837	50-109	.459	1-2	.500	41-63	.651	222	3.3	49	94-0	29	27	5	142	2.1
TOT	128	1817	134-301	.445	5-33	.152	92-132	.697	506	4.0	132	238-1	69	63	16	365	2.9
NBA PLAYOFFS (1 Year)																	
1988	4	5	4-6	.667	0-0	.000	2-2	1.000	13	3.3	6	7-0	1	2	1	10	2.5

NELSON, LOUIE #21				6-3		G	Washington '73							5/28/51			
How Obtained: Signed as free agent, 11/4/76																	
How Departed: Waived, 11/17/76																	
NBA (1 Year)				3-POINT													
YEAR	GP	MIN	FGM-FGA	PCT	FGM-FGA	PCT	FTM-FTA	PCT	REBS	AVG	AST	PF-DQ	STL	TO	BLK	PTS	AVG
76-77	4	57	7-14	.500	—	—	4-7	.571	7	1.8	3	9-0	2	—	0	18	4.5

NESTEROVIC, RASHO #8				7-0		C		Slovenia				5/30/76					
How Obtained: Signed as free agent, 7/16/03																	
How Departed: Traded to Toronto for Bonner, Williams and a 2009 second round pick, 6/21/06																	
NBA (3 Years)				3-POINT													
YEAR	GP	MIN	FGM-FGA	PCT	FGM-FGA	PCT	FTM-FTA	PCT	REBS	AVG	AST	PF-DQ	STL	TO	BLK	PTS	AVG
03-04	82	2353	328-700	.469	0-0	.000	54-114	.474	633	7.7	114	247-5	51	107	165	710	8.7
04-05	70	1785	198-430	.460	0-0	.000	14-30	.467	459	6.6	71	207-1	31	73	117	410	5.9
05-06	80	1515	172-334	.515	0-2	.000	18-30	.600	309	3.9	33	209-3	21	53	88	362	4.5
TOT	232	5653	698-1464	.477	0-2	.000	86-174	.494	1401	6.0	218	663-9	103	233	370	1482	6.4
NBA PLAYOFFS (3 Years)																	
2004	10	261	29-67	.433	0-1	.000	1-6	.167	55	5.5	10	38-0	3	8	11	59	5.9
2005	15	114	5-12	.417	0-0	.000	0-2	.000	26	1.7	2	16-0	1	4	5	10	0.7
2006	9	114	11-19	.579	1-1	1.000	2-2	.100	30	3.3	1	17-0	2	2	5	25	2.8
TOT	34	489	45-98	.459	1-2	.500	3-10	.300	111	3.3	13	71-0	6	14	21	94	2.8

NETOLICKY, BOB #24							6-9	C	Drake '67				5/28/51				
How Obtained: Contract purchased by Dallas (from Indiana), 8/72																	
How Departed: Waived, 11/3/73																	
ABA (1 Year)			3-POINT														
YEAR	GP	MIN	FGM-FGA	PCT	FGM-FGA	PCT	FTM-FTA	PCT	REBS	AVG	AST	PF-DQ	STL	TO	BLK	PTS	AVG
73-74	19	488	100-195	.513	0-0	.000	29-46	.630	101	5.3	44	21-0	17	34	0	280	14.7

NEVITT, CHUCK #52					7-5	C	NC State '82					6/13/59					
How Obtained: (1) Signed as free agent, 9/27/88 (2) Signed as free agent, 9/27/93																	
How Departed: (1) Waived, 10/24/88 (2) Waived, 11/8/93																	
NBA (1 Year)					3-POINT												
YEAR	GP	MIN	FGM-FGA	PCT	FGM-FGA	PCT	FTM-FTA	PCT	REBS	AVG	AST	PF-DQ	STL	TO	BLK	PTS	AVG
93-94	1		0-0	.000	0-0	.000	3-6	.500	1	1.0	0	1-0	0	1	0	3	3.0

NEWBLE, IRA #3					6-7	F	Miami (Ohio) '97							1/20/75			
How Obtained: Signed as free agent, 8/11/00																	
How Departed: Unsigned free agent, 7/18/01																	
NBA (1 Year)					3-POINT												
YEAR	GP	MIN	FGM-FGA	PCT	FGM-FGA	PCT	FTM-FTA	PCT	REBS	AVG	AST	PF-DQ	STL	TO	BLK	PTS	AVG
00-01	27	184	21-55	.382	4-9	.444	8-16	.500	35	1.3	6	18-0	2	7	4	54	2.0

FORMER SPURS STATISTICS

NICKERSON, GAYLON #9

6-4

G

NW Oklahoma '94

2/6/69

How Obtained: Signed as free agent, 12/26/96

How Departed: Waived, 1/6/97

NBA (1 Year)

YEAR	GP	MIN	FGM-FGA	PCT	3-POINT FGM-FGA	PCT	FTM-FTA	PCT	REBS	AVG	AST	PF-DQ	STL	TO	BLK	PTS	AVG
96-97	3	36	3-9	.333	0-1	.000	7-7	1.000	4	1.3	1	1-0	0	0	1	13	4.3

NIMPHIUS, KURT #40

6-10

C

Arizona State '80

3/13/58

How Obtained: Signed as veteran free agent (Detroit received a second round pick in '88), 10/27/87

How Departed: Unsigned free agent, 6/88

NBA (1 Year)

YEAR	GP	MIN	FGM-FGA	PCT	3-POINT FGM-FGA	PCT	FTM-FTA	PCT	REBS	AVG	AST	PF-DQ	STL	TO	BLK	PTS	AVG
87-88	72	919	128-257	.498	0-1	.000	60-83	.723	153	2.1	53	141-2	22	49	56	316	4.4

NBA PLAYOFFS (1 Year)

1988	3	30	5-10	.500	0-0	.000	2-2	1.000	8	2.7	2	7-0	0	0	1	12	4.0
------	---	----	------	------	-----	------	-----	-------	---	-----	---	-----	---	---	---	----	-----

NORRIS, SYLVESTER #40

6-11

C

Jackson State '79

2/18/57

How Obtained: Third round pick, 1979 Draft, 63rd overall

How Departed: Waived, 10/4/80

NBA (1 Year)

YEAR	GP	MIN	FGM-FGA	PCT	3-POINT FGM-FGA	PCT	FTM-FTA	PCT	REBS	AVG	AST	PF-DQ	STL	TO	BLK	PTS	AVG
79-80	17	189	18-43	.419	0-0	.000	4-6	.667	43	2.5	6	41-1	3	19	12	40	2.4

NOVAK, STEVE #23

6-5

G

Virginia '02

9/10/80

How Obtained: Signed 10-day contract, 2/8/11; Signed 10-day contract, 2/22/11; Singed for season, 3/4/11

How Departed: Unsigned free agent, 8/10

NBA (1 Year)

YEAR	GP	MIN	FGM-FGA	PCT	3-POINT FGM-FGA	PCT	FTM-FTA	PCT	REBS	AVG	AST	PF-DQ	STL	TO	BLK	PTS	AVG
10-11	23	197	31-59	.525	23-42	.548	8-8	1.000	19	0.8	3	11-0	1	4	5	93	4.0

NBA PLAYOFFS (1 Year)

10-11	1	6	0-0	0.000	0-0	0.000	0-0	0.000	1	1.0	0	0-0	0	0	0	0	0.0
-------	---	---	-----	-------	-----	-------	-----	-------	---	-----	---	-----	---	---	---	---	-----

NWOSU, JULIUS #00

6-10

F

Liberty '93

5/1/71

How Obtained: Signed as free agent, 10/6/94

How Departed: Unsigned free agent, 7/1/95

NBA (1 Year)

YEAR	GP	MIN	FGM-FGA	PCT	3-POINT FGM-FGA	PCT	FTM-FTA	PCT	REBS	AVG	AST	PF-DQ	STL	TO	BLK	PTS	AVG
94-95	23	84	9-28	.321	0-0	.000	13-17	.765	24	1.0	3	20-0	0	9	3	31	1.3

NBA PLAYOFFS (1 Year)

1995	2	7	0-2	.000	0-0	.000	0-0	.000	2	1.0	0	1-0	0	1	0	0	0.0
------	---	---	-----	------	-----	------	-----	------	---	-----	---	-----	---	---	---	---	-----

OBERTO, FABRICIO #7

6-10

F/C

Argentina

3/21/75

How Obtained: Signed as free agent, 8/2/05

How Departed: Traded to Detroit as part of the Jefferson trade, 6/23/09

NBA (4 Years)

YEAR	GP	MIN	FGM-FGA	PCT	3-POINT FGM-FGA	PCT	FTM-FTA	PCT	REBS	AVG	AST	PF-DQ	STL	TO	BLK	PTS	AVG
05-06	59	490	44-93	.473	0-2	.000	15-27	.556	123	2.1	27	91-0	9	28	11	103	1.7
06-07	79	1365	158-281	.562	0-0	.000	33-51	.647	368	4.7	68	213-2	25	69	24	349	4.4
07-08	82	1651	180-296	.608	0-1	.000	37-61	.607	430	5.2	95	203-3	37	51	20	397	4.8
08-09	54	677	61-104	.587	0-1	.000	20-35	.571	142	2.6	59	95-1	7	38	11	142	2.6
TOT	274	4183	443-774	.572	0-4	.000	105-174	.603	1063	3.9	249	602-6	78	186	66	991	3.6

NBA PLAYOFFS (4 Years)

05-06	7	34	3-9	.333	0-0	.000	1-4	.250	6	0.9	1	7-0	1	2	3	7	1.0
06-07	20	415	50-80	.625	0-1	.000	12-21	.571	98	4.9	14	54-0	6	10	4	112	5.6
07-08	17	331	28-46	.609	0-0	.000	7-10	.700	71	4.2	20	48-0	6	14	5	63	3.7
08-09	2	22	4-6	.667	0-0	.000	4-4	1.000	4	2.0	0	2-0	2	2	0	12	6.0
TOT	46	802	85-141	.603	0-1	.000	24-39	.615	179	3.9	35	111-0	15	28	12	194	4.2

OLBERDING, MARK #53

6-9

F

Minnesota '75

4/21/56

How Obtained: ABA Dispersal Draft from San Diego, 1975

How Departed: Traded to Chicago, with Corzine, for Gilmore, 7/22/82

ABA (1 Year)

YEAR	GP	MIN	FGM-FGA	PCT	3-POINT FGM-FGA	PCT	FTM-FTA	PCT	REBS	AVG	AST	PF-DQ	STL	TO	BLK	PTS	AVG
75-76	70	1601	233-462	.504	0-0	.000	161-204	.789	425	6.1	124	197-0	40	114	30	627	9.0

NBA (6 Years)

76-77	82	1949	301-598	.503	—	—	251-316	.794	449	5.5	119	277-6	59	—	29	853	10.4
77-78	79	1773	331-480	.481	—	—	184-227	.811	373	4.7	131	235-1	53	118	26	646	8.2
78-79	80	1885	261-551	.474	—	—	233-290	.803	429	5.4	211	282-2	53	163	18	755	9.4
79-80	75	2111	291-609	.478	0-3	.000	210-264	.795	418	5.6	327	274-7	67	180	22	792	10.6
80-81	82	2408	348-685	.508	1-7	.143	315-380	.829	471	5.7	277	307-6	75	202	31	1012	12.3
81-82	68	2098	333-705	.472	2-12	.167	273-338	.808	439	6.5	202	253-5	57	139	29	941	13.8
TOT	466	12224	1765-3628	.486	3-21	.143	1466-1815	.808	2579	5.5	1267	1628-27	357	802	155	4999	10.7

ABA PLAYOFFS (1 Year)

1976	7	73	5-15	.333	0-0	.000	3-6	.500	22	3.1	1	15-0	4	4	2	13	1.9
------	---	----	------	------	-----	------	-----	------	----	-----	---	------	---	---	---	----	-----

NBA PLAYOFFS (6 Years)

1977	2	42	5-9	.556	—	—	3-6	.500	7	3.4	2	8-0	0	8	1	13	6.5
1978	6	152	25-51	.490	—	—	13-15	.867	30	5.0	14	23-0	6	8	6	63	10.5
1979	14	626	76-178	.465	—	—	46-64	.719	128	9.1	50	99-0	22	41	14	119	6.9
1980	3	97	13-23	.565	0-0	.000	3-4	.750	22	7.3	11	14-1	2	3	2	29	9.7
1981	7	254	58-105	.552	1-3	.333	21-25	.840	41	5.9	30	31-1	4	17	0	138	19.7
1982	9	328	53-120	.442	0-1	.000	26-31	.839	58	6.4	32	39-1	9	27	6	132	14.7
TOT	41	1499	230-486	.473	1-4	.250	112-145	.772	286	7.0	139	214-3	43	104	29	494	12.0

FORMER SPURS STATISTICS

OTHICK, MATT #12															6-2	G	Arizona '92	3/16/69
How Obtained: Signed as free agent, 8/19/92																		
How Departed: Waived, 11/19/92																		
NBA (1 Year)																		
YEAR	GP	MIN	FGM-FGA	PCT	3-POINT FGM-FGA	PCT	FTM-FTA	PCT	REBS	AVG	AST	PF-DQ	STL	TO	BLK	PTS	AVG	
92-93	4	39	3-5	.600	2-4	.500	0-2	.000	2	0.5	7	7-0	1	4	0	8	2.0	
OWENS, LARRY #33															6-7	F	Oral Roberts '06	1/8/83
How Obtained: Signed 10-day contract, 1/16/11; Signed 10-day contract, 1/26/11																		
NBA (1 Year)																		
YEAR	GP	MIN	FGM-FGA	PCT	3-POINT FGM-FGA	PCT	FTM-FTA	PCT	REBS	AVG	AST	PF-DQ	STL	TO	BLK	PTS	AVG	
10-11	7	31	3-6	.500	1-3	.333	2-4	.500		0.6		4-0	2	0	0	9	1.3	
OWENS, TOM #42															6-10	C/F	South Carolina '72	6/28/49
How Obtained: Contract purchased from Indiana, 1/15/76																		
How Departed: Waived, 1976																		
ABA (1 Year)																		
YEAR	GP	MIN	FGM-FGA	PCT	3-POINT FGM-FGA	PCT	FTM-FTA	PCT	REBS	AVG	AST	PF-DQ	STL	TO	BLK	PTS	AVG	
75-76	39	538	90-182	.495	0-0	.000	46-60	.767	155	4.0	41	97-0	3	29	13	226	5.8	
ABA PLAYOFFS (1 Year)																		
1976	7	89	8-23	.348	0-1	.000	7-14	.500	24	3.4	2	15	3	2	2	23	3.3	
PARKS, CHEROKEE #18															6-11	C	Duke '95	10/11/72
How Obtained: Signed as free agent, 8/3/01																		
How Departed: Unsigned free agent, 7/02																		
NBA (1 Year)																		
YEAR	GP	MIN	FGM-FGA	PCT	3-POINT FGM-FGA	PCT	FTM-FTA	PCT	REBS	AVG	AST	PF-DQ	STL	TO	BLK	PTS	AVG	
01-02	42	234	30-83	.361	0-0	.000	3-8	.375	58	1.4	10	34-0	7	14	8	63	1.5	
PASPALJ, ZARKO #14															6-9	F	Serbia	3/27/66
How Obtained: Signed as free agent, 7/28/89																		
How Departed: Waived, 4/23/90																		
NBA (1 Year)																		
YEAR	GP	MIN	FGM-FGA	PCT	3-POINT FGM-FGA	PCT	FTM-FTA	PCT	REBS	AVG	AST	PF-DQ	STL	TO	BLK	PTS	AVG	
89-90	28	181	27-79	.342	0-1	.000	18-22	.818	30	1.1	10	37-0	3	21	7	72	2.6	
PAULTZ, BILLY #5															6-11	C	St. John's '70	7/30/48
How Obtained: (1) From New York Nets for B. Warren, R. Jones, C. Terry and K. Hughes, 9/8/75; (2) Signed as free agent, 4/6/83																		
How Departed: (1) Traded to Houston for Shumate, a third round pick in '80 and cash, 1/18/80; (2) Waived, 1983																		
ABA (1 Year)																		
YEAR	GP	MIN	FGM-FGA	PCT	3-POINT FGM-FGA	PCT	FTM-FTA	PCT	REBS	AVG	AST	PF-DQ	STL	TO	BLK	PTS	AVG	
75-76	83	2958	566-1124	.504	0-2	.000	238-324	.735	862	10.4	340	232-0	61	231	253	1370	16.5	
NBA (5 Years)																		
76-77	82	2694	521-1102	.473	—	—	238-320	.744	687	8.4	223	262-5	55	—	173	1280	15.6	
77-78	80	2479	518-979	.529	—	—	230-306	.752	675	8.4	213	222-3	42	167	194	1266	15.8	
78-79	79	2122	399-758	.526	—	—	114-194	.588	625	7.9	178	204-4	35	157	125	912	11.5	
79-80	47	1213	189-381	.496	0-1	.000	66-100	.660	321	6.8	118	127-3	47	58	45	444	9.4	
82-83	7	125	12-27	.444	0-0	.000	1-2	.500	33	5.5	4	14-0	5	6	6	25	3.6	
TOT	295	8633	1639-3239	.506	0-1	.000	649-922	.704	2341	7.9	736	829-15	184	388	543	3927	13.3	
ABA PLAYOFFS (1 Year)																		
1976	7	254	43-97	.443	0-0	.000	35-40	.875	71	10.1	19	29-0	2	14	16	121	17.3	
NBA PLAYOFFS (4 Years)																		
1977	2	74	12-24	.500	—	—	10-13	.769	17	8.5	5	5-0	2	—	4	34	17.0	
1978	6	191	29-63	.460	—	—	11-17	.647	41	6.8	14	10-0	5	6	5	69	11.5	
1979	13	299	30-80	.375	—	—	22-33	.667	98	7.5	30	33-0	4	14	23	82	6.3	
1983	11	133	13-32	.406	0-0	.000	4-4	1.000	32	2.9	11	18-0	4	6	2	30	2.7	
TOT	32	697	84-199	.422	0-0	.000	47-67	.701	188	5.9	60	66-0	15	26	34	215	6.7	
ABA ALL-STAR GAMES (1 Year)																		
1976	1	20	4-6	.667	0-0	.000	2-2	1.000	2	2.0	1	1-0	2	3	1	10	10.0	
PAXSON, JOHN #4															6-2	G	Notre Dame '83	9/9/60
How Obtained: First round pick, 1983 Draft, 19th overall																		
How Departed: Unsigned free agent, 10/85																		
NBA (2 Years)																		
YEAR	GP	MIN	FGM-FGA	PCT	3-POINT FGM-FGA	PCT	FTM-FTA	PCT	REBS	AVG	AST	PF-DQ	STL	TO	BLK	PTS	AVG	
83-84	49	458	61-137	.445	4-22	.182	16-26	.615	33	0.7	149	47-0	10	32	2	142	2.9	
84-85	78	1259	196-385	.509	10-34	.294	84-100	.840	68	0.9	215	117-0	45	81	3	486	6.2	
TOT	127	1717	257-522	.492	14-56	.250	100-126	.794	101	0.8	364	164-0	55	113	5	628	4.9	
NBA PLAYOFFS (1 Year)																		
1985	5	114	21-42	.500	2-9	.222	7-9	.778	5	1.0	21	9-0	5	0	0	51	10.2	
PECK, WILEY #54															6-7	F	Mississippi State '79	9/15/57
How Obtained: First round pick, 1979 Draft, 19th overall																		
How Departed: Selected by Dallas in the 1980 Expansion Draft																		
NBA (1 Year)																		
YEAR	GP	MIN	FGM-FGA	PCT	3-POINT FGM-FGA	PCT	FTM-FTA	PCT	REBS	AVG	AST	PF-DQ	STL	TO	BLK	PTS	AVG	
79-80	52	628	73-169	.432	0-2	.000	34-55	.618	183	3.5	33	100-2	17	48	23	180	3.5	
NBA PLAYOFFS (1 Year)																		
1980	2	9	0-3	.000	0-0	.000	0-0	.000	3	1.5	0	1-0	0	0	1	0	0.0	

FORMER SPURS STATISTICS

PERDUE, WILL #41

How Obtained: From Chicago for Rodman, 10/2/95

How Departed: Unsigned free agent, 8/1/99

NBA (4 Years)

YEAR	GP	MIN	FGM-FGA	PCT	3-POINT FGM-FGA	PCT	FTM-FTA	PCT	REBS	AVG	AST	PF-DQ	STL	TO	BLK	PTS	AVG
95-96	80	1396	173-331	.523	0-1	.000	67-125	.536	485	6.1	33	183-0	28	86	75	413	5.2
96-97	65	1918	233-410	.568	0-0	.000	99-171	.579	638	9.8	38	184-2	32	87	102	565	8.7
97-98	79	1491	162-295	.549	0-1	.000	70-133	.526	535	6.8	57	137-0	22	81	50	394	5.0
98-99	37	445	38-60	.633	0-0	.000	14-26	.538	138	3.7	18	63-0	9	22	10	90	2.4
TOT	261	5250	606-1096	.553	0-2	.000	250-455	.549	1796	6.9	146	567-2	91	276	237	1462	5.6
NBA PLAYOFFS (3 Years)																	
1996	10	242	29-42	.690	0-0	.000	16-20	.800	79	7.9	5	24-0	2	11	4	74	7.4
1998	9	191	9-27	.333	0-0	.000	18-21	.857	60	6.7	1	26-0	6	11	9	36	4.0
1999	12	86	6-11	.545	0-0	.000	1-2	.500	28	2.3	0	19-0	0	3	1	13	1.1
TOT	31	519	44-80	.550	0-0	.000	35-43	.814	167	5.4	6	69-0	8	25	14	123	4.0

PERSON, CHUCK #45

How Obtained: Signed as free agent, 7/21/94

How Departed: Traded to Chicago, along with a first round pick, for Kerr, 1/21/99

NBA (4 Years)

YEAR	GP	MIN	FGM-FGA	PCT	3-POINT FGM-FGA	PCT	FTM-FTA	PCT	REBS	AVG	AST	PF-DQ	STL	TO	BLK	PTS	AVG
94-95	81	2033	317-750	.423	172-445	.387	66-102	.647	258	3.2	106	198-0	45	102	12	872	10.8
95-96	80	2131	308-705	.437	190-463	.410	67-104	.644	413	5.2	100	197-2	49	91	26	873	10.9
96-97	Did not play - injured																
97-98	61	1455	143-398	.359	95-276	.344	28-37	.757	204	3.3	86	121-1	29	67	10	409	6.7
TOT	222	5619	768-1853	.414	457-1184	.386	161-243	.663	875	3.9	292	516-3	123	260	48	2154	9.7
NBA PLAYOFFS (3 Years)																	
1995	15	258	27-77	.351	13-45	.289	8-11	.727	27	1.8	8	22-0	4	6	7	75	5.0
1996	10	284	41-77	.532	25-47	.532	14-17	.824	40	4.0	16	32-0	2	11	3	121	12.1
1998	9	196	18-53	.340	14-40	.350	2-2	1.000	27	3.0	7	15-1	4	6	0	52	5.8
TOT	34	738	86-207	.415	52-132	.394	24-30	.800	94	2.8	31	69-1	10	23	10	248	7.3

PHEGLEY, ROGER #21

How Obtained: From Cleveland, with Mitchell, for R. Johnson and Brewer, 12/24/81

How Departed: Waived, 12/4/83

NBA (3 Years)

YEAR	GP	MIN	FGM-FGA	PCT	3-POINT FGM-FGA	PCT	FTM-FTA	PCT	REBS	AVG	AST	PF-DQ	STL	TO	BLK	PTS	AVG
81-82	54	617	129-293	.440	5-31	.161	49-64	.766	83	1.5	61	91-0	20	33	6	308	5.7
82-83	62	599	120-267	.449	3-14	.214	43-56	.768	84	1.4	60	92-0	30	49	8	286	4.6
83-84	3	11	2-4	.500	1-1	1.000	2-2	1.000	2	0.7	2	1-0	0	1	0	7	2.3
TOT	119	1227	251-564	.445	9-46	.196	94-122	.770	169	1.4	123	184-0	50	83	14	601	5.0
NBA PLAYOFFS (2 Years)																	
1982	5	6	0-2	.000	0-1	.000	0-0	.000	0	0.0	0	1-0	0	0	3	0	0.0
1983	8	38	9-17	.529	3-4	.750	3-4	.750	8	1.0	1	6-0	0	1	0	24	3.0
TOT	13	44	9-19	.474	3-5	.600	3-4	.750	8	0.6	1	7-0	0	1	3	24	1.8

PORTER, TERRY #30

How Obtained: Signed as free agent, 8/5/99

How Departed: Retired, 7/1/02

NBA (3 Years)

YEAR	GP	MIN	FGM-FGA	PCT	3-POINT FGM-FGA	PCT	FTM-FTA	PCT	REBS	AVG	AST	PF-DQ	STL	TO	BLK	PTS	AVG
99-00	68	1613	207-463	.447	90-207	.435	137-170	.806	191	2.8	221	79-0	50	100	9	641	9.4
00-01	80	1678	197-440	.448	87-205	.424	92-116	.793	201	2.5	251	88-1	52	104	11	573	7.2
01-02	72	1294	136-321	.424	59-142	.415	68-83	.819	164	2.3	205	89-0	45	85	16	399	5.5
TOT	220	4585	540-1224	.441	236-554	.426	297-369	.805	556	2.5	677	256-1	147	289	36	1613	7.3
NBA PLAYOFFS (3 Years)																	
2000	4	89	8-31	.258	4-14	.286	0-0	.000	1	0.3	5	4-0	6	7	0	20	5.0
2001	13	326	39-86	.453	13-39	.333	17-22	.773	24	1.8	44	15-0	11	22	0	108	8.3
2002	10	131	13-35	.371	5-17	.294	2-4	.500	9	0.9	8	10-0	4	5	0	33	3.3
TOT	27	546	60-152	.395	22-70	.314	19-26	.731	34	1.3	57	29-0	21	34	0	161	6.0

PRESSEY, PAUL #8

How Obtained: From Milwaukee for Brickowski, 8/1/90

How Departed: Retired, 5/5/92

NBA (2 Years)

YEAR	GP	MIN	FGM-FGA	PCT	3-POINT FGM-FGA	PCT	FTM-FTA	PCT	REBS	AVG	AST	PF-DQ	STL	TO	BLK	PTS	AVG
90-91	70	1683	201-426	.472	16-57	.281	110-133	.827	176	2.5	271	174-1	63	130	32	528	7.5
91-92	56	759	60-161	.373	3-21	.143	28-41	.683	95	1.7	142	86-0	29	64	19	151	2.7
TOT	126	2442	261-587	.445	19-78	.244	138-174	.793	271	2.2	413	260-1	92	194	51	679	5.4
NBA PLAYOFFS (2 Years)																	
1991	4	124	13-32	.406	1-4	.250	6-9	.667	11	2.8	16	15-0	8	6	3	33	8.3
1992	3	46	6-18	.333	1-2	.500	1-1	1.000	3	1.0	3	9-1	3	5	1	13	4.3
TOT	7	170	19-50	.380	2-6	.333	7-10	.700	14	2.0	19	24-1	11	11	4	46	6.6

QUINN, CHRIS #11

How Obtained: Signed as free agent, 11/5/10

How Departed: Unsigned free agent, 7/10

NBA (1 Year)

YEAR	GP	MIN	FGM-FGA	PCT	3-POINT FGM-FGA	PCT	FTM-FTA	PCT	REBS	AVG	AST	PF-DQ	STL	TO	BLK	PTS	AVG
10-11	41	292	33-91	.363	11-37	.297	4-8	.500	25	0.6	42	29-0	5	12	1	81	2.0

12/24/59

How Obtained: Second round pick, 1981 Draft, 30th overall

How Departed: Waived, 8/3/83

NBA (2 Years)

YEAR	GP	MIN	FGM-FGA	PCT	FGM-FGA	PCT	FTM-FTA	PCT	REBS	AVG	AST	PF-DD	STL	TO	BLK	PTS	AVG
81-82	49	637	77-177	.435	0-2	.000	38-64	.594	80	1.6	40	74-0	18	25	2	192	3.9
82-83	34	292	33-83	.398	0-1	.000	29-43	.674	44	1.3	22	35-0	10	25	1	95	2.8
TOT	83	929	110-260	.423	0-3	.000	67-107	.626	124	1.5	62	109-0	28	50	3	287	3.5
NBA PLAYOFFS (2 Years)																	
1982	5	30	3-6	.500	0-0	.000	4-9	.444	8	1.6	1	5-0	1	1	0	10	2.0
1983	3	11	2-5	.400	0-1	.000	0-0	.000	1	0.3	1	0-0	0	1	0	4	1.3
TOT	8	41	5-11	.455	0-1	.000	4-9	.444	9	1.1	2	5-0	1	2	0	14	1.8

4/17/73

How Obtained: Signed as free agent, 7/25/09

How Departed: Traded to Charlotte in exchange for a protected 2016 second-round pick, 2/18/10

NBA (1 Year)

YEAR	GP	MIN	FGM-FGA	PCT	FGM-FGA	PCT	FTM-FTA	PCT	REBS	AVG	AST	PF-DQ	STL	TO	BLK	PTS	AVG
09-10	21	183	16-36	.444	0-0	.000	2-4	.500	40	1.9	9	27-0	3	16	18	34	1.6

3/31/68

How Obtained: From Charlotte for S. Green, a first round pick in '93 and a second round pick in '96, 12/9/92

How Departed: Traded to New York, with Lohaus and a first round pick in '96, for C. Smith and M. Williams, 2/8/96

NBA (4 Years)

YEAR	GP	MIN	FGM-FGA	PCT	FGM-FGA	PCT	FTM-FTA	PCT	REBS	AVG	AST	PF-DD	STL	TO	BLK	PTS	AVG
92-93	66	1592	241-497	.485	0-4	.000	171-222	.770	386	5.8	56	217-2	36	101	26	653	9.9
93-94	70	1344	260-530	.491	0-3	.000	107-153	.699	220	3.1	73	165-0	43	84	25	627	9.0
94-95	81	1566	201-396	.508	1-2	.500	160-233	.687	393	4.9	55	230-2	60	113	32	563	7.0
95-96	32	643	72-164	.439	0-1	.000	64-87	.736	123	3.8	14	98-0	25	49	10	208	6.5
TOT	249	5145	774-1587	.488	1-10	.100	502-695	.722	1122	4.5	198	710-4	164	347	93	2051	8.2
NBA PLAYOFFS (3 Years)																	
1993	10	220	29-60	.483	0-2	.000	27-35	.771	50	5.0	15	31-0	8	13	8	85	8.5
1994	4	56	6-21	.286	0-0	.000	3-5	.600	12	3.0	3	10-0	1	1	2	15	3.8
1995	15	209	29-59	.492	0-0	.000	33-39	.846	42	2.8	9	36-0	7	15	4	91	6.1
TOT	29	485	64-140	.457	0-2	.000	63-79	.797	104	3.6	27	77-0	16	29	14	191	6.6

2/16/64

How Obtained: Signed 10-day contract, 4/8/88; Signed for season, 4/18/88

How Departed: Unsigned free agent, 7/88

NBA (1 Year)

YEAR	GP	MIN	FGM-FGA	PCT	FGM-FGA	PCT	FTM-FTA	PCT	REBS	AVG	AST	PF-DQ	STL	TO	BLK	PTS	AVG
87-88	4	42	5-8	.625	0-0	.000	6-8	.750	7	1.8	1	3-0	0	4	3	16	4.0

12/13/51

How Obtained: From Milwaukee for cash, 8/31/79

How Departed: Waived, 12/21/81

NBA (3 Years)

YEAR	GP	MIN	FGM-FGA	PCT	FGM-FGA	PCT	FTM-FTA	PCT	REBS	AVG	AST	PF-DD	STL	TO	BLK	PTS	AVG
79-80	82	1966	369-727	.508	5-29	.172	131-161	.814	386	4.7	189	186-116	54	129	12	874	10.7
80-81	64	999	192-369	.520	3-8	.375	62-88	.705	174	2.7	81	103-0	16	68	14	449	7.0
81-82	13	145	9-28	.321	0-1	.000	3-4	.750	35	2.7	7	16-0	1	6	4	21	1.6
TOT	159	3110	570-1124	.507	8-38	.211	196-253	.775	595	3.7	277	305-0	71	203	30	1344	8.5
NBA PLAYOFFS (2 Years)																	
1980	3	17-28	.607	0-1	.000	4-9	.444	16	5.3	3	8-0	0	2	1	38	12.7	
1981	3	11	1-3	.333	0-0	.000	0-0	.000	2	0.7	0	2-0	0	1	0	2	0.7
TOT	6	85	18-31	.581	0-1	.000	4-9	.444	18	3.0	3	10-0	0	3	1	40	6.7

2/11/83

How Obtained: (1) Signed 10-day contract, 1/10/08. (2) Signed second 10-day contract, 1/20/08

How Departed: Unsigned free agent, 1/30/08

NBA (1 Year)

YEAR	GP	MIN	FGM-FGA	PCT	FGM-FGA	PCT	FTM-FTA	PCT	REBS	AVG	AST	PF-DQ	STL	TO	BLK	PTS	AVG
07-08	5	29	3-7	.429	2-5	.400	2-2	1.000	1	0.2	1	5-0	1	0	0	10	2.0

10/13/61

How Obtained: Signed as free agent, 12/26/94

How Departed: Retired, 7/1/96

NBA (2 Years)

YEAR	GP	MIN	FGM-FGA	PCT	FGM-FGA	PCT	FTM-FTA	PCT	REBS	AVG	AST	PF-DD	STL	TO	BLK	PTS	AVG
94-95	60	942	104-289	.360	42-122	.344	52-71	.732	100	1.7	154	142-1	61	56	21	302	5.0
95-96	78	1235	108-290	.372	47-137	.343	48-64	.750	138	1.8	123	175-0	73	57	21	311	4.0
TOTL	138	2177	212-579	.366	89-259	.344	100-135	.741	238	1.7	277	317-1	134	113	42	613	4.4
NBA PLAYOFFS (2 Years)																	
1995	15	318	37-95	.389	17-46	.370	26-31	.839	29	1.9	24	40-0	14	18	9	117	7.8
1996	2	20	1-3	.333	1-2	.500	5-7	.714	1	0.5	0	3-0	0	1	0	3	1.5
TOTL	17	338	38-98	.388	18-48	.375	31-38	.816	30	1.8	24	43-0	14	19	9	120	7.1

8/14/60

How Obtained: From New Jersey (compensation, with cash and draft picks, for Stan Albeck), 6/15/83

How Departed: Traded to Utah for second round picks in '86 and '88, 12/18/84

NBA (2 Years)

YEAR	GP	MIN	FGM-FGA	PCT	FGM-FGA	PCT	FTM-FTA	PCT	REBS	AVG	AST	PF-DD	STL	TO	BLK	PTS	AVG
83-84	79	1531	214-399	.536	1-4	.250	144-172	.837	304	3.8	98	219-4	52	100	38	573	7.3
84-85	22	305	44-98	.449	0-0	.000	29-38	.763	35	1.6	22	45-0	10	21	12	117	5.3
TOT	101	1836	258-497	.519	1-4	.250	173-210	.824	339	3.4	120	264-4	62	121	50	690	6.8

FORMER SPURS STATISTICS

ROBERTSON, ALVIN #21

6-4 G

Arkansas '84

7/22/62

How Obtained: First round pick, 1984 Draft, 7th overall

How Departed: Traded to Milwaukee, with G. Anderson, for Cummings, 5/28/89

NBA (5 Years)

YEAR	GP	MIN	FGM-FGA	PCT	3-POINT FGM-FGA	PCT	FTM-FTA	PCT	REBS	AVG	AST	PF-DQ	STL	TO	BLK	PTS	AVG
84-85	79	1685	299-600	.498	4-11	.364	124-169	.734	265	3.4	275	217-1	127	167	24	726	9.2
85-86	82	2878	562-1093	.514	8-29	.276	260-327	.795	516	6.3	448	296-4	301	256	40	1392	17.0
86-87	81	2697	589-1264	.466	13-48	.271	244-324	.753	424	5.2	421	264-2	260	243	35	1435	17.7
87-88	82	2978	655-1408	.465	27-95	.284	273-365	.748	498	6.1	557	300-4	243	251	69	1610	19.6
88-89	65	2287	465-962	.483	9-45	.200	183-253	.723	384	5.9	393	259-6	197	231	36	1122	17.3
TOT	389	12525	2570-5327	.482	61-228	.268	1084-1438	.754	2087	5.4	2094	1366-17	1128	1148	204	6285	16.2

NBA PLAYOFFS (2 Years)

1986	3	98	8-29	.276	0-0	.000	11-13	.846	14	4.7	19	10-0	7	5	1	27	9.0
1988	3	119	30-53	.566	3-7	.429	7-9	.788	14	4.7	28	15-1	12	9	1	70	23.3
TOT	6	217	38-82	.463	3-7	.429	18-22	.818	28	4.7	47	25-1	19	14	2	97	16.2

NBA ALL-STAR GAMES (3 Years)

1986	1	20	2-6	.333	0-0	.000	0-0	.000	9	9.0	5	1-0	0	4	0	4	4.0
1987	1	16	2-5	.400	0-0	.000	2-2	1.000	2	2.0	1	1-0	0	1	0	6	6.0
1988	1	12	1-3	.333	0-0	.000	0-0	.000	0	0.0	1	1-0	2	2	0	2	2.0
TOT	3	48	5-14	.357	0-0	.000	2-2	1.000	11	3.7	7	3-0	2	7	0	12	4.0

ROBINSON, DAVID #50

7-0 C

Navy '87

8/6/65

How Obtained: First round pick, 1987 Draft, first overall

How Departed: Retired, 7/1/03

NBA (14 Years)

YEAR	GP	MIN	FGM-FGA	PCT	3-POINT FGM-FGA	PCT	FTM-FTA	PCT	REBS	AVG	AST	PF-DQ	STL	TO	BLK	PTS	AVG
89-90	82	3002	690-1300	.531	0-2	.000	613-837	.732	983	12.0	164	259-3	138	257	319	1993	24.3
90-91	82	3095	754-1366	.552	1-7	.143	592-777	.762	1063	13.0	208	264-5	127	270	320	2101	25.6
91-92	86	2564	592-1074	.551	1-8	.125	393-561	.701	829	12.2	181	219-2	158	182	305	1578	23.2
92-93	82	3211	676-1348	.501	3-17	.176	561-766	.732	956	11.7	301	239-5	127	241	264	1916	23.4
93-94	80	3241	840-1658	.507	10-29	.345	693-925	.749	855	10.7	381	228-3	139	253	265	2383	29.8
94-95	81	3074	788-1487	.530	6-20	.300	656-847	.774	877	10.8	236	230-2	134	233	262	2238	27.6
95-96	82	3019	711-1378	.516	3-9	.333	626-823	.761	1000	12.2	247	262-1	111	190	271	2051	25.0
96-97	6	147	36-72	.500	0-0	.000	34-52	.654	51	8.5	8	9-0	6	8	6	106	17.7
97-98	73	2457	544-1065	.511	1-4	.250	485-660	.735	775	10.6	199	204-2	64	202	192	1574	21.6
98-99	49	1554	268-527	.509	0-1	.000	239-363	.658	492	10.0	103	143-0	69	108	119	775	15.8
99-00	80	2557	528-1031	.512	0-2	.000	371-511	.726	770	9.6	142	247-1	97	164	183	1427	17.8
00-01	80	2371	400-823	.486	0-1	.000	351-470	.747	691	8.6	116	212-1	80	122	197	1151	14.4
01-02	78	2303	341-672	.507	0-0	.000	269-395	.681	647	8.3	94	193-3	86	104	140	951	12.2
02-03	64	1676	197-420	.469	0-0	.000	152-214	.710	508	7.9	61	126-1	52	83	111	546	8.5
TOT	987	34271	7365-14221	.518	25-100	.250	6035-8201	.736	10497	10.6	2441	2835-29	1388	2417	2954	20790	21.1

NBA PLAYOFFS (12 Years)

1990	10	375	89-167	.533	0-0	.000	65-96	.677	120	12.0	23	35-1	11	24	40	243	24.3
1991	4	166	35-51	.686	0-1	.000	33-38	.868	54	13.5	8	Nov-00	6	15	15	103	25.8
1993	10	421	79-170	.465	0-1	.000	73-110	.664	126	12.6	40	39-0	10	25	36	231	23.1
1994	4	146	30-73	.411	0-1	.000	20-27	.741	40	10.0	14	14-0	3	9	10	80	20.0
1995	15	623	129-289	.446	1-5	.200	121-149	.812	182	12.1	47	63-1	22	56	39	380	25.3
1996	10	353	83-161	.516	0-0	.000	70-105	.667	101	10.1	24	38-2	15	24	25	236	23.6
1998	9	353	57-134	.425	0-0	.000	61-96	.635	127	14.1	23	28-1	11	25	30	175	19.4
1999	17	600	87-180	.483	0-0	.000	91-126	.722	168	9.9	43	61-1	28	40	40	265	15.6
2000	4	155	31-83	.373	0-1	.000	32-42	.762	55	13.8	10	15-0	7	8	12	94	23.5
2001	13	409	75-159	.472	0-1	.000	66-95	.695	153	11.8	22	42-0	17	28	31	216	16.6
2002	4	81	9-19	.474	0-0	.000	0-4	.000	23	5.8	5	14-0	3	2	3	18	4.5
2003	23	539	64-118	.542	0-0	.000	52-78	.667	152	6.6	21	63-3	18	24	31	180	7.8
TOT	123	4221	768-1604	.479	1-10	.100	684-966	.706	1301	10.6	280	423-9	151	280	312	2221	18.1

NBA ALL-STAR GAMES (10 Years)

1990	1	25	7-12	.583	0-0	.000	1-2	.500	10	10.0	1	1-0	2	1	1	15	15.0
1991	1	18	6-13	.462	0-0	.000	4-5	.800	6	6.0	0	5-0	2	2	3	16	16.0
1992	1	18	7-9	.778	0-0	.000	5-8	.625	5	5.0	2	3-0	3	0	1	19	19.0
1993	1	26	7-10	.700	0-0	.000	7-12	.583	10	10.0	1	4-0	0	1	1	21	21.0
1994	1	21	6-13	.462	0-0	.000	7-10	.700	5	5.0	0	2-0	0	1	2	19	19.0
1995	1	14	3-5	.600	0-0	.000	4-6	.667	3	3.0	2	2-0	2	1	1	10	10.0
1996	1	23	8-13	.615	0-0	.000	2-2	1.000	11	11.0	2	4-0	2	1	2	18	18.0
1998	1	22	3-4	.750	0-0	.000	9-10	.900	6	6.0	0	1-0	2	2	2	15	15.0
2000	1	7	0-1	.000	0-0	.000	0-0	.000	2	2.0	0	1-0	0	1	0	0	0.0
2001	1	10	3-5	.600	0-0	.000	2-4	.500	4	4.0	0	3-0	0	1	0	8	8.0
TOT	10	184	50-85	.588	0-0	.000	41-59	.695	62	6.2	8	26-0	13	11	13	141	14.1

ROBINSON, GLENN #3

6-7 F

Purdue '94

1/10/73

How Obtained: Signed as free agent, 4/4/05

How Departed: Unsigned free agent, 8/05

NBA (1 Year)

YEAR	GP	MIN	FGM-FGA	PCT	3-POINT FGM-FGA	PCT	FTM-FTA	PCT	REBS	AVG	AST	PF-DQ	STL	TO	BLK	PTS	AVG
04-05	9	157	34-77	.442	2-6	.333	20-23	.870	24	2.7	8	19-0	4	7	3	90	10.0

NBA PLAYOFFS (1 Year)

2005	13	113	16-45	.356	3-10	.300	15-17	.882	21	1.6	1	20-0	3	6	7	50	3.8
------	----	-----	-------	------	------	------	-------	------	----	-----	---	------	---	---	---	----	-----

ROBINSON, OLIVER #1

6-4 G

Ala-Birmingham '86

3/13/60

How Obtained: Second round pick, 1982 Draft, 24th overall

How Departed: Waived, 10/18/83

NBA (1 Year)

YEAR	GP	MIN	FGM-FGA	PCT	3-POINT FGM-FGA	PCT	FTM-FTA	PCT	REBS	AVG	AST	PF-DQ	STL	TO	BLK	PTS	AVG
82-83	35	147	35-97	.361	1-11	.091	30-45	.667	17	0.5	21	18-0	4	13	2	101	2.9

FORMER SPURS STATISTICS

ROBISCH, DAVE #25																		6-10		C	Kansas '71		12/22/49	
How Obtained: Signed 10-day contract, 1/12/84																								
How Departed: Waived, 1/22/84																								
NBA (1 Year)																								
YEAR	GP	MIN	FGM-FGA	PCT	3-POINT FGM-FGA	PCT	FTM-FTA	PCT	REBS	AVG	AST	PF-DQ	STL	TO	BLK	PTS	AVG							
83-84	4	37	4-8	.500	0-0	.000	0-0	.000	8	2.0	1	8-1	0	1	0	8	2.0							
RODMAN, DENNIS #10																		6-8		F	SE Oklahoma State '86		6/3/63	
How Obtained: From Detroit, with I. Morris and future considerations, for S. Elliott and D. Wood, 10/1/93																								
How Departed: Traded to Chicago for Perdue and other considerations, 10/2/95																								
NBA (2 Years)																								
YEAR	GP	MIN	FGM-FGA	PCT	3-POINT FGM-FGA	PCT	FTM-FTA	PCT	REBS	AVG	AST	PF-DQ	STL	TO	BLK	PTS	AVG							
93-94	79	2989	156-292	.534	5-24	.208	53-102	.520	1367	17.3	184	229-0	52	138	32	370	4.7							
94-95	49	1568	137-240	.571	0-2	.000	75-111	.676	823	16.8	97	159-1	31	98	23	349	7.1							
TOT	128	4557	293-532	.551	5-26	.192	128-213	.601	2190	17.1	281	388-1	83	236	55	719	5.6							
NBA PLAYOFFS (2 Years)																								
1994	3	114	12-24	.500	0-5	.000	1-6	.167	48	16.0	2	14-0	6	6	4	25	8.3							
1995	14	459	52-96	.542	0-5	.000	20-35	.571	207	14.8	18	51-1	12	25	0	124	8.9							
TOT	17	573	64-120	.533	0-10	.000	21-41	.512	255	15.0	20	65-1	18	31	4	149	8.8							
ROSE, MALIK #31																		6-7		F	Drexel '96		11/23/74	
How Obtained: Signed as free agent, 9/29/97																								
How Departed: Traded to New York, along with two first round picks, for Mohammed and Brewer, 2/24/05																								
NBA (8 Years)																								
YEAR	GP	MIN	FGM-FGA	PCT	3-POINT FGM-FGA	PCT	FTM-FTA	PCT	REBS	AVG	AST	PF-DQ	STL	TO	BLK	PTS	AVG							
97-98	53	429	59-136	.434	1-3	.333	39-61	.639	90	1.7	19	79-1	21	44	7	158	3.0							
98-99	47	608	93-201	.463	0-1	.000	98-146	.671	182	3.9	29	120-0	40	56	22	284	6.0							
99-00	74	1341	176-385	.457	1-3	.333	143-198	.722	335	4.5	47	232-2	35	99	52	496	6.7							
00-01	57	1219	160-368	.435	3-17	.176	114-160	.713	308	5.4	48	148-1	59	74	40	437	7.7							
01-02	82	1725	293-633	.463	1-12	.083	185-257	.720	492	6.0	61	208-2	70	140	42	772	9.4							
02-03	79	1933	289-630	.459	2-5	.400	242-306	.791	506	6.4	124	206-2	57	170	40	822	10.4							
03-04	67	1256	173-404	.428	0-3	.000	183-225	.813	320	4.8	69	164-1	36	112	24	529	7.9							
04-05	50	862	124-267	.464	0-4	.000	69-99	.697	227	4.5	41	124-1	31	56	9	317	6.3							
TOT	509	9373	1367-3024	.452	8-48	.167	1073-1452	.739	2460	4.8	438	1281-10	349	751	236	3815	7.5							
NBA PLAYOFFS (7 Years)																								
1998	5	18	4-6	.667	0-0	.000	2-4	.500	7	1.4	1	2-0	1	4	0	10	2.0							
1999	17	194	14-38	.368	0-0	.000	18-26	.692	39	2.3	3	5-0	7	10	4	46	2.7							
2000	4	83	8-18	.444	0-0	.000	5-9	.556	19	4.8	1	12-0	2	7	3	21	5.3							
2001	13	215	23-55	.418	1-3	.333	17-20	.850	49	3.8	4	38-0	3	10	1	64	4.9							
2002	10	292	46-96	.479	0-1	.000	37-50	.740	79	7.9	14	31-10	10	12	5	129	12.9							
2003	24	560	75-179	.419	0-3	.000	72-94	.766	138	5.8	24	72-0	16	43	11	222	9.3							
2004	7	58	4-16	.250	0-2	.000	2-4	.500	17	2.4	6	6-0	4	8	2	10	1.4							
TOT	80	1420	174-408	.426	1-9	.111	153-207	.739	348	4.4	53	213-0	43	94	26	502	6.3							
ROTH, SCOTT #3																		6-8		F	Wisconsin '85		6/3/63	
How Obtained: Signed 10-day contract, 1/4/89; Signed for season, 1/13/89																								
How Departed: Selected by Minnesota in the 1989 Expansion Draft, 6/15/89																								
NBA (1 Year)																								
YEAR	GP	MIN	FGM-FGA	PCT	3-POINT FGM-FGA	PCT	FTM-FTA	PCT	REBS	AVG	AST	PF-DQ	STL	TO	BLK	PTS	AVG							
88-89	47	464	52-143	.364	2-10	.200	52-76	.684	56	1.2	48	55-0	19	33	4	158	3.4							
ROYAL, DONALD #5																		6-8		F	Notre Dame '87		5/2/66	
How Obtained: Signed as free agent, 12/3/91																								
How Departed: Waived, 6/25/92																								
NBA (1 Year)																								
YEAR	GP	MIN	FGM-FGA	PCT	3-POINT FGM-FGA	PCT	FTM-FTA	PCT	REBS	AVG	AST	PF-DQ	STL	TO	BLK	PTS	AVG							
91-92	60	718	80-178	.449	0-0	.000	92-133	.692	124	2.1	34	73-0	25	39	7	252	4.2							
NBA PLAYOFFS (1 Year)																								
1992	3	57	5-9	.556	0-0	.000	5-9	.556	12	4.0	0	7-0	2	6	2	15	5.0							
SANDERS, FRANKIE #45																		6-6		F	Southern '78		1/23/57	
How Obtained: First round pick, 1978 Draft, 20th overall																								
How Departed: Waived, 12/78																								
NBA (1 Year)																								
YEAR	GP	MIN	FGM-FGA	PCT	3-POINT FGM-FGA	PCT	FTM-FTA	PCT	REBS	AVG	AST	PF-DQ	STL	TO	BLK	PTS	AVG							
78-79	22	263	50-127	.394	—	—	32-41	.780	59	2.7	35	44-1	14	32	3	132	6.0							
SANDERS, MELVIN #34																		6-5		G/F	Oklahoma State '05		1/3/81	
How Obtained: (1) Signed as free agent, 11/9/05. (2) Signed to a 10-day contract, 1/22/06. (3) Signed to a second 10-day contract, 3/16/06. (4) Signed as a free agent, 3/26/06.																								
How Departed: (1) Waived, 11/29/05. (2) Unsigned free agent, 2/1/06. (3) Waived 10/26/06.																								
NBA (1 Year)																								
YEAR	GP	MIN	FGM-FGA	PCT	3-POINT FGM-FGA	PCT	FTM-FTA	PCT	REBS	AVG	AST	PF-DQ	STL	TO	BLK	PTS	AVG							
05-06	16	111	16-33	.485	2-3	.667	7-10	.700	23	1.4	92	20-0	3	8	0	41	2.6							
SANDERS, MIKE #35																		6-6		F	UCLA '82		5/7/60	
How Obtained: Signed as free agent, 2/9/83																								
How Departed: Waived, 10/17/83																								
NBA (1 Year)																								
YEAR	GP	MIN	FGM-FGA	PCT	3-POINT FGM-FGA	PCT	FTM-FTA	PCT	REBS	AVG	AST	PF-DQ	STL	TO	BLK	PTS	AVG							
82-83	26	393	76-157	.484	0-2	.000	31-43	.721	94	3.6	19	57-0	18	28	6	183	7.0							
NBA PLAYOFFS (1 Year)																								
1983	6	25	7-13	.538	0-0	.000	0-0	.000	9	1.5	4	3-0	0	0	0	14	2.3							

FORMER SPURS STATISTICS

SASSER, JASON #35

6-7 F

Texas Tech '96

1/3/74

How Obtained: Signed 10-day contract, 1/6/97; Signed 10-day contract, 1/17/97

NBA (1 Year)

YEAR	GP	MIN	FGM-FGA	PCT	3-POINT FGM-FGA	PCT	FTM-FTA	PCT	REBS	AVG	AST	PF-DQ	STL	TO	BLK	PTS	AVG
96-97	6	62	8-19	.421	1-2	.500	0-0	.000	7	1.2	1	11-0	2	2	0	17	2.8

SCALES, ALEX #25

6-2 G

Oregon '00

7/3/78

How Obtained: Signed as free agent, 11/17/05

How Departed: Waived, 11/29/05

NBA (1 Year)

YEAR	GP	MIN	FGM-FGA	PCT	3-POINT FGM-FGA	PCT	FTM-FTA	PCT	REBS	AVG	AST	PF-DQ	STL	TO	BLK	PTS	AVG
05-06	1	1	0-0	.000	0-0	.000	0-0	.000	0	0.0	0	0-0	0	0	0	0	0.0

SCHINTZIUS, DWAYNE #24

7-2 C

Florida '90

10/24/68

How Obtained: First round pick, 1990 Draft, 24th overall

How Departed: Traded to Sacramento, with a second round pick in '94, for Carr, 9/23/91

NBA (1 Year)

YEAR	GP	MIN	FGM-FGA	PCT	3-POINT FGM-FGA	PCT	FTM-FTA	PCT	REBS	AVG	AST	PF-DQ	STL	TO	BLK	PTS	AVG
90-91	42	398	68-155	.439	0-2	.000	22-40	.550	121	2.9	17	64-0	2	34	29	158	3.8

SCOTT, SHAWNELLE #36

6-11 C

St. John's '94

6/16/72

How Obtained: Signed as free agent, 8/11/00

How Departed: Unsigned free agent, 7/18/01

NBA (1 Year)

YEAR	GP	MIN	FGM-FGA	PCT	3-POINT FGM-FGA	PCT	FTM-FTA	PCT	REBS	AVG	AST	PF-DQ	STL	TO	BLK	PTS	AVG
00-01	27	144	17-41	.415	0-0	.000	9-22	.409	50	1.9	4	23-0	5	11	6	43	1.6

NBA PLAYOFFS (1 Year)

YEAR	GP	MIN	FGM-FGA	PCT	3-POINT FGM-FGA	PCT	FTM-FTA	PCT	REBS	AVG	AST	PF-DQ	STL	TO	BLK	PTS	AVG
2001	7	13	1-4	.250	0-2	.000	1-1	1.000	2	0.3	0	2-0	0	3	0	3	0.4

SHUMATE, JOHN #34

6-9 C/F

Notre Dame '74

4/6/52

How Obtained: From Houston with cash for Paultz, 1/18/79

How Departed: Traded to Seattle but returned (failed physical), Waived, 11/24/80

NBA (1 Year)

YEAR	GP	MIN	FGM-FGA	PCT	3-POINT FGM-FGA	PCT	FTM-FTA	PCT	REBS	AVG	AST	PF-DQ	STL	TO	BLK	PTS	AVG
79-80	27	777	138-263	.525	0-1	.000	115-147	.782	214	7.9	52	71-1	23	50	31	391	14.5

NBA PLAYOFFS (1 Year)

YEAR	GP	MIN	FGM-FGA	PCT	3-POINT FGM-FGA	PCT	FTM-FTA	PCT	REBS	AVG	AST	PF-DQ	STL	TO	BLK	PTS	AVG
1980	3	78	9-20	.450	0-0	.000	3-3	1.000	13	4.3	5	9-0	4	5	4	21	7.0

SILAS, JAMES #13

6-3 G

S.F. Austin '72

2/11/49

How Obtained: Signed as free agent with Dallas, 1972

How Departed: Traded to Cleveland, with Yonakor, for cash and a second round pick in '82, 6/16/81

ABA (3 Years)

YEAR	GP	MIN	FGM-FGA	PCT	3-POINT FGM-FGA	PCT	FTM-FTA	PCT	REBS	AVG	AST	PF-DQ	STL	TO	BLK	PTS	AVG
73-74	84	3096	486-1017	.478	0-1	.000	349-420	.831	343	4.1	319	256-0	90	220	8	1321	15.7
74-75	82	3105	578-1136	.509	0-2	.000	430-486	.885	310	3.8	398	232-0	111	230	17	1586	19.3
75-76	84	3112	718-1384	.519	0-2	.000	564-647	.872	335	4.0	452	263-0	155	254	24	2000	23.8
TOT	250	9313	1782-3537	.504	0-5	.000	1343-1553	.865	988	4.0	1169	751-0	356	704	49	4907	19.6

NBA (5 Years)

YEAR	GP	MIN	FGM-FGA	PCT	3-POINT FGM-FGA	PCT	FTM-FTA	PCT	REBS	AVG	AST	PF-DQ	STL	TO	BLK	PTS	AVG
76-77	22	356	61-142	.430	—	—	87-107	.813	32	1.5	50	36-0	13	—	3	209	9.5
77-78	37	311	43-97	.443	—	—	60-73	.822	23	0.6	38	29-0	11	30	1	146	3.9
78-79	79	2171	466-922	.505	—	—	334-402	.831	183	2.3	273	215-1	76	199	20	1266	16.0
79-80	77	2293	513-999	.514	0-4	.000	339-382	.887	167	2.2	347	206-2	61	192	14	1365	17.7
80-81	75	2055	476-997	.477	0-2	.000	374-440	.850	231	3.1	285	129-0	51	159	12	1326	17.7
TOT	290	7186	1559-3157	.495	0-6	.000	1194-1404	.850	636	2.2	993	615-3	212	580	50	4312	14.9

ABA PLAYOFFS (3 Years)

YEAR	GP	MIN	FGM-FGA	PCT	3-POINT FGM-FGA	PCT	FTM-FTA	PCT	REBS	AVG	AST	PF-DQ	STL	TO	BLK	PTS	AVG
1974	7	294	49-104	.471	0-1	.000	26-38	.684	38	5.4	32	15-0	14	21	1	132	18.9
1975	6	271	41-87	.471	0-0	.000	31-40	.775	18	3.0	60	27-0	9	16	1	113	18.8
1976	1	26	3-10	.300	0-0	.000	4-4	1.000	4	4.0	0	3-0	1	2	0	10	10.0
TOT	14	591	93-201	.463	0-1	.000	61-82	.744	60	4.3	92	45-0	24	39	2	255	18.2

NBA PLAYOFFS (4 Years)

YEAR	GP	MIN	FGM-FGA	PCT	3-POINT FGM-FGA	PCT	FTM-FTA	PCT	REBS	AVG	AST	PF-DQ	STL	TO	BLK	PTS	AVG
1978	3	19	3-10	.300	—	—	1-2	.500	0	0.0	1	1-0	1	1	0	7	2.3
1979	14	475	102-215	.474	—	—	63-80	.788	42	3.0	66	39-0	21	36	1	267	19.1
1980	3	90	16-36	.444	0-0	.000	11-11	1.000	7	2.3	9	8-0	6	5	1	43	14.3
1981	7	161	27-69	.391	0-0	.000	26-32	.813	15	2.1	19	9-0	4	18	0	80	11.4
TOT	27	745	148-330	.448	0-0	.000	101-125	.808	64	2.4	95	57-0	32	60	2	397	14.7

ABA ALL-STAR GAMES (2 Years)

YEAR	GP	MIN	FGM-FGA	PCT	3-POINT FGM-FGA	PCT	FTM-FTA	PCT	REBS	AVG	AST	PF-DQ	STL	TO	BLK	PTS	AVG
1975	1	23	5-7	.714	0-0	.000	11-11	1.000	3	3.0	5	3-0	2	2	0	21	21.0
1976	1	23	6-10	.600	0-0	.000	8-8	1.000	0	0.0	5	6-0	1	3	0	20	20.0
TOT	2	46	11-17	.647	0-0	.000	19-19	1.000	3	1.5	10	9-0	3	5	0	41	20.5

SIMS, SCOTT #20

6-1 G

Missouri '77

4/18/55

How Obtained: Fifth round pick, 1977 Draft

How Departed: Waived, 11/28/77

NBA (1 Year)

YEAR	GP	MIN	FGM-FGA	PCT	3-POINT FGM-FGA	PCT	FTM-FTA	PCT	REBS	AVG	AST	PF-DQ	STL	TO	BLK	PTS	AVG
77-78	12	95	10-26	.385	—	—	10-15	.667	13	1.1	20	16-0	3	19	0	30	2.5

SIMMONS, BOBBY #1

6-6 F

DePaul '01

6/2/80

How Obtained: Signed as free agent, 9/25/10

How Departed: Waived, 11/5/10

NBA (1 Year)

YEAR	GP	MIN	FGM-FGA	PCT	3-POINT FGM-FGA	PCT	FTM-FTA	PCT	REBS	AVG	AST	PF-DQ	STL	TO	BLK	PTS	AVG
10-11	2	16	0-3	0.000	0-3	0.000	0-0	0.000	0	0.0	2	2-0	0	0	0	0	0.0

FORMER SPURS STATISTICS

STOUDAMIRE, DAMON #3

How Obtained: Signed as free agent, 2/3/08

How Departed: Unsigned free agent, 7/08

NBA (1 Year)

YEAR	GP	MIN	FGM-FGA	PCT	3-POINT FGM-FGA	PCT	FTM-FTA	PCT	REBS	AVG	AST	PF-DQ	STL	TO	BLK	PTS	AVG
07-08	31	413	43-143	.301	14-55	.255	6-8	.750	47	1.4	53	30-0	11	30	2	106	3.4
NBA PLAYOFFS (1 Year)																	
2008	7	35	5-15	.333	1-4	.250	2-3	.667	7	1.0	2	0-0	1	1	0	13	1.9

STRICKLAND, ROD #1

How Obtained: From New York for Cheeks, 2/21/90

How Departed: Unsigned free agent, 7/1/92

NBA (3 Years)

YEAR	GP	MIN	FGM-FGA	PCT	3-POINT FGM-FGA	PCT	FTM-FTA	PCT	REBS	AVG	AST	PF-DQ	STL	TO	BLK	PTS	AVG
89-90	31	1121	173-370	.468	2-9	.222	91-148	.615	133	4.3	249	89-3	57	85	6	439	14.2
90-91	58	2076	314-651	.482	11-33	.333	161-211	.763	219	3.8	463	125-0	117	156	11	800	13.8
91-92	57	2053	300-659	.455	5-15	.333	182-265	.687	265	4.6	491	122-0	118	160	17	787	13.8
TOT	146	5250	787-1680	.469	18-57	.316	434-624	.696	617	4.2	1203	336-3	292	401	34	2026	13.9

NBA PLAYOFFS (3 Years)

YEAR	GP	MIN	FGM-FGA	PCT	3-POINT FGM-FGA	PCT	FTM-FTA	PCT	REBS	AVG	AST	PF-DQ	STL	TO	BLK	PTS	AVG
1990	10	384	54-127	.425	0-7	.000	15-27	.556	53	5.3	112	30-2	14	34	0	123	12.3
1991	4	168	29-67	.433	0-6	.000	17-21	.810	21	5.3	35	14-0	9	13	0	75	18.8
1992	2	80	13-22	.591	0-0	.000	5-8	.625	7	3.5	19	8-0	3	6	2	31	15.5
TOT	16	632	96-216	.444	0-13	.000	37-56	.661	81	5.1	166	52-0	26	53	2	229	14.3

STROEDER, JOHN #32

How Obtained: Signed as free agent, 11/10/88

How Departed: Waived, 11/14/88

NBA (1 Year)

YEAR	GP	MIN	FGM-FGA	PCT	3-POINT FGM-FGA	PCT	FTM-FTA	PCT	REBS	AVG	AST	PF-DQ	STL	TO	BLK	PTS	AVG
88-89	1	2	0-0	.000	0-0	.000	0-0	.000	0	0.0	0	2-0	0	1	0	0	0.0

SUNDVOLD, JON #20

How Obtained: From Seattle for a second round pick in '86, 10/23/85

How Departed: Selected by Miami in the 1988 Expansion Draft, 6/23/88

NBA (3 Years)

YEAR	GP	MIN	FGM-FGA	PCT	3-POINT FGM-FGA	PCT	FTM-FTA	PCT	REBS	AVG	AST	PF-DQ	STL	TO	BLK	PTS	AVG
85-86	70	1150	220-476	.462	21-60	.350	39-48	.813	80	1.1	261	110-0	34	85	0	500	7.1
86-87	76	1765	365-751	.486	50-149	.336	70-84	.833	98	1.3	315	109-1	35	97	0	850	11.2
87-88	52	1024	176-379	.464	26-64	.406	43-48	.896	48	0.9	183	54-0	27	57	2	421	8.1
TOT	198	3939	761-1606	.474	97-273	.355	152-180	.844	226	1.1	759	273-1	96	239	2	1771	8.9

NBA PLAYOFFS (2 Years)

YEAR	GP	MIN	FGM-FGA	PCT	3-POINT FGM-FGA	PCT	FTM-FTA	PCT	REBS	AVG	AST	PF-DQ	STL	TO	BLK	PTS	AVG
1986	3	43	7-18	.389	1-6	.167	1-1	1.000	1	0.3	5	1-0	0	5	0	16	5.3
1988	3	90	15-30	.500	3-9	.333	2-3	.667	4	1.3	15	3-0	4	3	0	35	11.7
TOT	6	133	22-48	.458	4-15	.267	3-4	.750	5	0.8	20	4-0	4	8	0	51	8.5

SUTTON, GREG #23

How Obtained: Second round pick, 1991 Draft, 49th overall

How Departed: Waived, 11/3/92

NBA (1 Year)

YEAR	GP	MIN	FGM-FGA	PCT	3-POINT FGM-FGA	PCT	FTM-FTA	PCT	REBS	AVG	AST	PF-DQ	STL	TO	BLK	PTS	AVG
91-92	67	601	93-240	.388	26-89	.292	34-45	.756	47	0.7	91	111-0	26	70	9	246	3.7
NBA PLAYOFFS (1 Year)																	
1992	2	15	2-6	.333	0-2	.000	3-3	1.000	0	0.0	2	3-0	1	0	1	7	3.5

SWIFT, HARLEY #21

How Obtained: Obtained by Dallas in ABA Dispersal Draft (Pittsburgh), 1972

How Departed: Waived, 11/12/73

ABA (1 Year)

YEAR	GP	MIN	FGM-FGA	PCT	3-POINT FGM-FGA	PCT	FTM-FTA	PCT	REBS	AVG	AST	PF-DQ	STL	TO	BLK	PTS	AVG
73-74	16	153	23-67	.343	1-12	.083	16-20	.800	16	1.0	15	26-0	3	13	0	63	3.9

TEMPLE, COLLIS #40

How Obtained: Third round pick, 1974 ABA Draft

How Departed: Waived, 1/26/75

ABA (1 Year)

YEAR	GP	MIN	FGM-FGA	PCT	3-POINT FGM-FGA	PCT	FTM-FTA	PCT	REBS	AVG	AST	PF-DQ	STL	TO	BLK	PTS	AVG
74-75	24	102	17-41	.415	0-1	.000	8-10	.800	31	1.2	15	29-0	4	12	4	42	1.8

TEMPLE, GARRETT #2

How Obtained: Signed as free agent, 3/23/10

How Departed: Waived, 7/29/10

NBA (2 Years)

YEAR	GP	MIN	FGM-FGA	PCT	3-POINT FGM-FGA	PCT	FTM-FTA	PCT	REBS	AVG	AST	PF-DQ	STL	TO	BLK	PTS	AVG
09-10	13	193	28-64	.438	10-23	.435	14-21	.667	14	1.1	12	25-1	8	11	2	80	6.2
10-11	3	21	1-5	.200	0-1	0.000	0-2	0.000	2	0.7	2	2-0	1	1	1	2	0.7
TOT	16	214	29-69	.420	10-24	.417	14-23	.609	16	1.0	14	48-0	9	12	3	82	5.1

NBA PLAYOFFS (1 Year)

YEAR	GP	MIN	FGM-FGA	PCT	3-POINT FGM-FGA	PCT	FTM-FTA	PCT	REBS	AVG	AST	PF-DQ	STL	TO	BLK	PTS	AVG
09-10	6	15	1-3	.333	1-1	1.000	1-3	.333	2	0.3	2	1-0	1	2	0	4	0.7

FORMER SPURS STATISTICS

TERRY, CHUCK #30										6-6	F	Long Beach State '72				9/27/50		
How Obtained: Signed as free agent, 1973																		
How Departed: Traded to New York Nets, with Warren, K. Hughes and R. Jones, for Paultz, 9/8/75																		
ABA (2 Years)		3-POINT																
YEAR	GP	MIN	FGM-FGA	PCT	FGM-FGA	PCT	FTM-FTA	PCT	REBS	AVG	AST	PF-DQ	STL	TO	BLK	PTS	AVG	
73-74	61	1093	132-294	.449	1-2	.500	36-41	.878	166	2.7	72	139-0	18	33	5	301	4.9	
74-75	79	1186	148-313	.473	3-8	.375	39-53	.736	217	2.7	69	146-0	37	37	3	338	4.3	
TOT	140	2279	280-607	.461	4-10	.400	75-94	.798	383	2.7	141	285-0	55	70	8	639	4.6	
ABA PLAYOFFS (2 Years)																		
1974	7	112	11-24	.458	0-0	.000	4-6	.667	24	3.4	7	9-0	0	—	—	26	3.7	
1975	5	123	12-25	.480	0-0	.000	3-4	.750	19	3.8	2	14-0	3	1	1	27	5.4	
TOT	12	235	23-49	.469	0-0	.000	7-10	.700	43	3.6	9	23-0	3	1	1	53	4.4	

THIRDKILL, DAVID #22										6-7		F/G		Bradley '82				4/12/60	
How Obtained: Signed as free agent, 4/10/85																			
How Departed: Waived, 7/2/85																			
NBA (1 Year)																			
YEAR	GP	MIN	FGM-FGA	PCT	3-POINT FGM-FGA	PCT	FTM-FTA	PCT	REBS	AVG	AST	PF-DQ	STL	TO	BLK	PTS	AVG		
84-85	2	52	5-11	.455	0-0	.000	5-6	.833	7	3.5	3	5-0	2	2	1	15	7.5		
NBA PLAYOFFS (1 Year)																			
1985	5	22	1-4	.250	0-2	.000	2-4	.500	2	0.4	2	4-0	0	4	0	4	0.8		

THOMAS, KURT #40				6-9		F/C		TCU '95				10/4/72					
How Obtained: From Seattle for Barry, Elson and a first round pick in '09, 2/20/07																	
How Departed: Traded to Milwaukee, along with K. Thomas, as part of the Jefferson trade, 6/23/09																	
NBA (2 Years)				3-POINT													
YEAR	GP	MIN	FGM-FGA	PCT	FGM-FGA	PCT	FTM-FTA	PCT	REBS	AVG	AST	PF-DQ	STL	TO	BLK	PTS	AVG
07-08 <td>28<td>524<td>56-125<td>.448<td>0-1<td>.000<td>14-24<td>.583<td>138<td>4.9<td>14<td>57-0<td>21<td>18<td>14<td>126<td>4.5</td></td></td></td></td></td></td></td></td></td></td></td></td></td></td></td></td>	28 <td>524<td>56-125<td>.448<td>0-1<td>.000<td>14-24<td>.583<td>138<td>4.9<td>14<td>57-0<td>21<td>18<td>14<td>126<td>4.5</td></td></td></td></td></td></td></td></td></td></td></td></td></td></td></td>	524 <td>56-125<td>.448<td>0-1<td>.000<td>14-24<td>.583<td>138<td>4.9<td>14<td>57-0<td>21<td>18<td>14<td>126<td>4.5</td></td></td></td></td></td></td></td></td></td></td></td></td></td></td>	56-125 <td>.448<td>0-1<td>.000<td>14-24<td>.583<td>138<td>4.9<td>14<td>57-0<td>21<td>18<td>14<td>126<td>4.5</td></td></td></td></td></td></td></td></td></td></td></td></td></td>	.448 <td>0-1<td>.000<td>14-24<td>.583<td>138<td>4.9<td>14<td>57-0<td>21<td>18<td>14<td>126<td>4.5</td></td></td></td></td></td></td></td></td></td></td></td></td>	0-1 <td>.000<td>14-24<td>.583<td>138<td>4.9<td>14<td>57-0<td>21<td>18<td>14<td>126<td>4.5</td></td></td></td></td></td></td></td></td></td></td></td>	.000 <td>14-24<td>.583<td>138<td>4.9<td>14<td>57-0<td>21<td>18<td>14<td>126<td>4.5</td></td></td></td></td></td></td></td></td></td></td>	14-24 <td>.583<td>138<td>4.9<td>14<td>57-0<td>21<td>18<td>14<td>126<td>4.5</td></td></td></td></td></td></td></td></td></td>	.583 <td>138<td>4.9<td>14<td>57-0<td>21<td>18<td>14<td>126<td>4.5</td></td></td></td></td></td></td></td></td>	138 <td>4.9<td>14<td>57-0<td>21<td>18<td>14<td>126<td>4.5</td></td></td></td></td></td></td></td>	4.9 <td>14<td>57-0<td>21<td>18<td>14<td>126<td>4.5</td></td></td></td></td></td></td>	14 <td>57-0<td>21<td>18<td>14<td>126<td>4.5</td></td></td></td></td></td>	57-0 <td>21<td>18<td>14<td>126<td>4.5</td></td></td></td></td>	21 <td>18<td>14<td>126<td>4.5</td></td></td></td>	18 <td>14<td>126<td>4.5</td></td></td>	14 <td>126<td>4.5</td></td>	126 <td>4.5</td>	4.5
08-09 <td>79<td>1404<td>153-304<td>.503<td>0-2<td>.000<td>37-45<td>.822<td>405<td>5.1<td>66<td>170-0<td>34<td>42<td>58<td>343<td>4.3</td></td></td></td></td></td></td></td></td></td></td></td></td></td></td></td></td>	79 <td>1404<td>153-304<td>.503<td>0-2<td>.000<td>37-45<td>.822<td>405<td>5.1<td>66<td>170-0<td>34<td>42<td>58<td>343<td>4.3</td></td></td></td></td></td></td></td></td></td></td></td></td></td></td></td>	1404 <td>153-304<td>.503<td>0-2<td>.000<td>37-45<td>.822<td>405<td>5.1<td>66<td>170-0<td>34<td>42<td>58<td>343<td>4.3</td></td></td></td></td></td></td></td></td></td></td></td></td></td></td>	153-304 <td>.503<td>0-2<td>.000<td>37-45<td>.822<td>405<td>5.1<td>66<td>170-0<td>34<td>42<td>58<td>343<td>4.3</td></td></td></td></td></td></td></td></td></td></td></td></td></td>	.503 <td>0-2<td>.000<td>37-45<td>.822<td>405<td>5.1<td>66<td>170-0<td>34<td>42<td>58<td>343<td>4.3</td></td></td></td></td></td></td></td></td></td></td></td></td>	0-2 <td>.000<td>37-45<td>.822<td>405<td>5.1<td>66<td>170-0<td>34<td>42<td>58<td>343<td>4.3</td></td></td></td></td></td></td></td></td></td></td></td>	.000 <td>37-45<td>.822<td>405<td>5.1<td>66<td>170-0<td>34<td>42<td>58<td>343<td>4.3</td></td></td></td></td></td></td></td></td></td></td>	37-45 <td>.822<td>405<td>5.1<td>66<td>170-0<td>34<td>42<td>58<td>343<td>4.3</td></td></td></td></td></td></td></td></td></td>	.822 <td>405<td>5.1<td>66<td>170-0<td>34<td>42<td>58<td>343<td>4.3</td></td></td></td></td></td></td></td></td>	405 <td>5.1<td>66<td>170-0<td>34<td>42<td>58<td>343<td>4.3</td></td></td></td></td></td></td></td>	5.1 <td>66<td>170-0<td>34<td>42<td>58<td>343<td>4.3</td></td></td></td></td></td></td>	66 <td>170-0<td>34<td>42<td>58<td>343<td>4.3</td></td></td></td></td></td>	170-0 <td>34<td>42<td>58<td>343<td>4.3</td></td></td></td></td>	34 <td>42<td>58<td>343<td>4.3</td></td></td></td>	42 <td>58<td>343<td>4.3</td></td></td>	58 <td>343<td>4.3</td></td>	343 <td>4.3</td>	4.3
TOT	107	1928	209-429	.487 <td>0-3<td>.000<td>51-69</td><td>.739</td><td>543</td><td>5.1<td>80</td><td>227-0</td><td>55</td><td>60</td><td>72</td><td>469<td>4.4</td></td></td></td></td>	0-3 <td>.000<td>51-69</td><td>.739</td><td>543</td><td>5.1<td>80</td><td>227-0</td><td>55</td><td>60</td><td>72</td><td>469<td>4.4</td></td></td></td>	.000 <td>51-69</td> <td>.739</td> <td>543</td> <td>5.1<td>80</td><td>227-0</td><td>55</td><td>60</td><td>72</td><td>469<td>4.4</td></td></td>	51-69	.739	543	5.1 <td>80</td> <td>227-0</td> <td>55</td> <td>60</td> <td>72</td> <td>469<td>4.4</td></td>	80	227-0	55	60	72	469 <td>4.4</td>	4.4
NBA PLAYOFFS (2 Years)																	
07-08	17	268	32-70	.457	0-0	.000	5-7	.714	84	4.9	6	46-2	2	13	6	69	4.1
08-09	5	80	5-11	.455	0-0	.000	3-4	.750	23	4.6	2	13-0	1	4	2	13	2.6
TOT	22	348	37-81	.457	0-0	.000	8-11	.727	107	4.9	8	59-2	3	17	8	82	3.7

THOMAS, MALCOLM #23				6-9	F	San Diego State '11				11/8/88							
How Obtained: Signed as a free agent on 1/11/12																	
How Departed: Waived on 2/7/12																	
NBA (1 Year)				3-POINT													
YEAR	GP	MIN	FGM-FGA	PCT	FGM-FGA	PCT	FTM-FTA	PCT	REBS	AVG	AST	PF-DQ	STL	TO	BLK	PTS	AVG
11-12	3	0	0-3	.000	0-0	-	1-2	.500	3	1.0	1	0-0	1	0	1	1	0.3

THOMPSON, MYCHAL #43													6-10	C/F	Minnesota '72			1/31/55		
How Obtained: From Portland, with the rights to Krystkowiak, for S. Johnson, 6/19/86																				
How Departed: Traded to L.A. Lakers for Brickowski, Gudmundsson, a first round pick in '87, a second round pick in '90 and cash, 2/13/87																				
NBA (1 Year)																				
YEAR	GP	MIN	FGM-FGA	PCT	3-POINT FGM-FGA	PCT	FTM-FTA	PCT	REBS	AVG	AST	PF-DQ	STL	TO	BLK	PTS	AVG			
86-87	49	1210	230-528	.436	1-1	1.000	144-196	.735	276	5.6	87	117-0	31	77	41	605	12.3			

TOLLIVER, ANTHONY #35													6-8	F	Creighton '08				6/1/85		
How Obtained: Signed as free agent, 7/23/08																					
How Departed: Waived, 1/7/09																					
NBA (1 Year)																					
YEAR	GP	MIN	FGM-FGA	PCT	3-POINT FGM-FGA	PCT	FTM-FTA	PCT	REBS	AVG	AST	PF-DQ	STL	TO	BLK	PTS	AVG				
08-09	19	208	19-65	.292	9-41	.220	5-10	.500	41	2.2	17	16-0	5	7	1	52	2.7				

TOWNES, LINTON #2										6-7	F	James Madison '82					11/30/59		
How Obtained: Signed as free agent, 4/12/85																			
How Departed: Waived, 7/16/85																			
NBA (1 Year)				3-POINT															
YEAR	GP	MIN	FGM-FGA	PCT	FGM-FGA	PCT	FTM-FTA	PCT	REBS	AVG	AST	PF-DQ	STL	TO	BLK	PTS	AVG		
84-85	1	8	0-6	.000	0-0	.000	2-2	1.000	1	1.0	0	1-0	0	0	0	2	2.0		
NBA PLAYOFFS (1 Year)																			
1985	2	6	4-8	.500	0-1	.000	0-0	.000	3	1.5	0	1-0	0	0	0	8	4.0		

TUCKER, TRENT #6				6-5		G		Minnesota '82				12/20/59					
How Obtained: Signed 10-day contract, 2/27/92; Signed 10-day contract, 3/7/92; Signed for season, 3/18/92																	
How Departed: Unsigned free agent, 7/1/92																	
NBA (1 Year)																	
YEAR	GP	MIN	FGM-FGA	PCT	3-POINT FGM-FGA	PCT	FTM-FTA	PCT	REBS	AVG	AST	PF-DQ	STL	TO	BLK	PTS	AVG
91-92	24	415	60-129	.465	19-48	.396	16-20	.800	37	1.5	27	39-0	21	14	3	155	6.5
NBA PLAYOFFS (1 Year)																	
1992	3	38	6-14	.429	1-5	.200	1-1	1.000	3	1.0	2	3-0	0	3	0	14	4.7

TURKOGLU, HEDO #14													6-10	G/F	Turkey	3/19/79	
How Obtained: From Sacramento as part of a three-team trade, 7/24/03																	
How Departed: Unsigned free agent, 7/14/04																	
NBA (1 Year)																	
	GP	MIN	FGM-FGA	PCT	3-POINT FGM-FGA	PCT	FTM-FTA	PCT	REBS	AVG	AST	PF-DQ	STL	TO	BLK	PTS	AVG
03-04	80	2073	262-645	.406	101-241	.419	114-161	.708	358	4.5	154	165-0	80	94	32	739	9.2
NBA PLAYOFFS (1 Year)																	
2004	10	271	26-81	.321	14-42	.333	11-18	.611	45	4.5	15	20-0	9	16	1	77	7.7

FORMER SPURS STATISTICS

UDOKA, IME #5

How Obtained: Signed as free agent, 8/13/07

How Departed: Unsigned free agent, 8/09

NBA (3 Years)			3-POINT															
YEAR	GP	MIN	FGM-FGA	PCT	FGM-FGA	PCT	FTM-FTA	PCT	REBS	AVG	AST	PF-DQ	STL	TO	BLK	PTS	AVG	
07-08	73	1316	159-375	.424	61-165	.370	44-58	.759	228	3.1	63	127-1	56	58	17	423	5.8	
09-10	67	1035	110-287	.383	41-125	.328	28-46	.609	187	2.8	54	86-0	36	38	12	289	4.3	
10-11	20	130	5-21	.238	0-8	0.000	4-8	.500	19	1.0	13	14-0	8	5	1	14	0.7	
TOT	160	2481	274-683	.401	102-298	.342	76-112	.679	434	2.7	130	227-1	100	101	30	726	4.5	
NBA PLAYOFFS (2 Years)																		
YEAR	GP	MIN	FGM-FGA	PCT	FGM-FGA	PCT	FTM-FTA	PCT	REBS	AVG	AST	PF-DQ	STL	TO	BLK	PTS	AVG	
07-08	16	236	33-71	.465	16-40	.400	5-7	.714	47	2.9	17	25-0	11	11	2	87	5.4	
08-09	5	104	7-20	.350	1-8	.125	2-5	.400	23	4.6	4	14-0	4	2	1	17	3.4	
TOT	21	340	40-91	.440	17-48	.354	7-12	.583	70	3.3	21	39-0	15	13	3	104	5.0	

UDRIH, BENO #14

How Obtained: First Round Pick, 2004 NBA Draft, 28th overall

How Departed: Traded to Minnesota for a protected 2008 second round draft pick, 10/29/07

NBA (3 Years)			3-POINT															
YEAR	GP	MIN	FGM-FGA	PCT	FGM-FGA	PCT	FTM-FTA	PCT	REBS	AVG	AST	PF-DQ	STL	TO	BLK	PTS	AVG	
04-05	80	1149	173-390	.444	58-142	.408	67-89	.753	83	1.0	150	96-0	41	77	10	471	5.9	
05-06	54	586	106-233	.455	24-70	.343	39-50	.780	52	1.0	92	55-0	14	53	2	275	5.1	
06-07	73	948	127-344	.369	33-115	.287	53-60	.880	82	2.1	122	70-0	27	56	1	340	4.7	
TOT	207	2683	406-967	.420	115-327	.352	159-199	.799	217	1.0	364	221-0	82	186	13	1086	5.2	
NBA PLAYOFFS (3 Years)																		
YEAR	GP	MIN	FGM-FGA	PCT	FGM-FGA	PCT	FTM-FTA	PCT	REBS	AVG	AST	PF-DQ	STL	TO	BLK	PTS	AVG	
04-05	21	241	28-78	.359	10-37	.270	12-14	.857	17	0.8	22	20-0	9	20	1	78	3.7	
05-06	7	47	10-30	.333	1-6	.167	4-5	.800	4	0.6	8	8-0	0	3	0	25	3.6	
06-07	8	20	0-6	.000	0-2	.000	22	1.000	1	0.1	1	2-0	0	3	0	2	0.3	
TOT	36	308	38-114	.333	11-45	.244	18-21	.857	22	0.6	31	30-0	9	26	1	105	2.9	

VAN EXEL, NICK #31

How Obtained: Signed as free agent, 8/29/05

How Departed: Unsigned free agent, 7/06

NBA (1 Year)			3-POINT															
YEAR	GP	MIN	FGM-FGA	PCT	FGM-FGA	PCT	FTM-FTA	PCT	REBS	AVG	AST	PF-DQ	STL	TO	BLK	PTS	AVG	
05-06	65	986	136-343	.397	55-154	.357	28-41	.683	91	1.4	123	60-0	16	57	3	355	5.5	
NBA PLAYOFFS (1 Year)																		
YEAR	GP	MIN	FGM-FGA	PCT	FGM-FGA	PCT	FTM-FTA	PCT	REBS	AVG	AST	PF-DQ	STL	TO	BLK	PTS	AVG	
2006	12	133	7-32	.219	3-10	.300	9-9	.100	12	1.0	17	14-0	3	5	2	26	2.2	

VAN ZANT, DENNIS #30

How Obtained: Signed as free agent, 7/3/75

How Departed: Waived, 10/75

ABA (1 Year)			3-POINT															
YEAR	GP	MIN	FGM-FGA	PCT	FGM-FGA	PCT	FTM-FTA	PCT	REBS	AVG	AST	PF-DQ	STL	TO	BLK	PTS	AVG	
75-76	1	2	0-0	.000	0-0	.000	2-2	1.000	1	1.0	0	1-0	0	0	0	2	2.0	

VAUGHN, JACQUE #11

How Obtained: Signed as free agent, 7/12/06

How Departed: Unsigned free agent, 8/09

NBA (3 Years)			3-POINT															
YEAR	GP	MIN	FGM-FGA	PCT	FGM-FGA	PCT	FTM-FTA	PCT	REBS	AVG	AST	PF-DQ	STL	TO	BLK	PTS	AVG	
06-07	64	760	71-167	.425	1-2	.500	49-65	.754	68	1.1	131	74-0	24	40	2	192	3.0	
07-08	74	1139	121-283	.428	3-10	.300	61-80	.763	74	1.0	159	97-0	23	54	1	306	4.1	
08-09	30	292	24-75	.320	1-1	1.000	16-18	.889	22	0.7	55	26-0	6	15	0	65	2.2	
TOT	168	2191	216-525	.411	5-13	.385	126-163	.773	164	1.0	345	197-0	53	109	3	563	3.4	
NBA PLAYOFFS (3 Years)																		
YEAR	GP	MIN	FGM-FGA	PCT	FGM-FGA	PCT	FTM-FTA	PCT	REBS	AVG	AST	PF-DQ	STL	TO	BLK	PTS	AVG	
06-07	20	208	20-50	.400	0-0	.000	3-6	.500	9	0.5	28	24-0	4	11	0	43	2.2	
07-08	14	91	6-22	.273	0-1	.000	0-0	.000	9	0.6	8	17-0	2	7	0	12	0.9	
08-09	2	21	2-5	.400	0-0	.000	3-6	.500	0	0.0	4	0-0	1	0	0	7	3.5	
TOT	36	320	28-77	.364	0-1	.000	6-12	.500	18	0.5	40	41-0	7	18	0	62	1.7	

VINCENT, JAY #31

How Obtained: From Denver, with Natt, for Greenwood and D. Cook, 1/26/89

How Departed: Traded to Philadelphia, with Dawkins, for Cheeks, Wingate and Welp, 8/28/89

NBA (1 Year)			3-POINT															
YEAR	GP	MIN	FGM-FGA	PCT	FGM-FGA	PCT	FTM-FTA	PCT	REBS	AVG	AST	PF-DQ	STL	TO	BLK	PTS	AVG	
88-89	24	551	91-219	.416	0-1	.000	35-51	.686	92	3.8	22	52-0	5	37	3	217	9.0	

WALKER, SAMAKI #55, #52

How Obtained: Signed as free agent, 8/26/99

How Departed: Waived, 6/29/01

NBA (2 Years)			3-POINT															
YEAR	GP	MIN	FGM-FGA	PCT	FGM-FGA	PCT	FTM-FTA	PCT	REBS	AVG	AST	PF-DQ	STL	TO	BLK	PTS	AVG	
99-00	71	980	137-305	.449	0-0	.000	86-126	.683	272	3.8	38	108-1	10	64	35	360	5.1	
00-01	61	963	121-252	.480	1-3	.333	78-124	.629	243	4.0	29	103-0	10	68	41	321	5.3	
TOT	132	1943	258-557	.463	1-3	.333	164-50	.656	515	3.9	67	211-1	20	132	76	681	5.2	
NBA PLAYOFFS (2 Years)																		
YEAR	GP	MIN	FGM-FGA	PCT	FGM-FGA	PCT	FTM-FTA	PCT	REBS	AVG	AST	PF-DQ	STL	TO	BLK	PTS	AVG	
2000	4	121	14-31	.452	0-0	.000	8-12	.667	45	11.3	2	13-0	1	8	12	36	9.0	
2001	12	76	5-15	.333	0-0	.000	4-8	.500	14	1.2	3	12-0	1	1	1	14	1.2	
TOT	16	197	19-46	.413	0-0	.000	12-20	.600	59	3.7	5	25-0	2	9	13	50	3.1	

WARD, CHARLIE #17

How Obtained: Signed as free agent, 1/9/04

How Departed: Unsigned free agent, 7/14/04

NBA (1 Year)			3-POINT															
YEAR	GP	MIN	FGM-FGA	PCT	FGM-FGA	PCT	FTM-FTA	PCT	REBS	AVG	AST	PF-DQ	STL	TO	BLK	PTS	AVG	
03-04	36	425	45-130	.346	25-68	.368	4-6	.667	48	1.3	45	33-0	17	27	3	119	3.3	
NBA PLAYOFFS (1 Year)																		
YEAR	GP	MIN	FGM-FGA	PCT	FGM-FGA	PCT	FTM-FTA	PCT	REBS	AVG	AST	PF-DQ	STL	TO	BLK	PTS	AVG	
2004	5	13	4-6	.667	3-3	1.000	0-0	.000	0	0.0	1	2-0	2	2	0	11	2.2	

FORMER SPURS STATISTICS

WARD, HENRY #15										6-4	F	Jackson State '75					1/30/52		
How Obtained: Seventh round pick, 1975 ABA Draft																			
How Departed: Waived, 10/17/77																			
ABA (1 Year)																			
YEAR	GP	MIN	FGM-FGA	PCT	3-POINT FGM-FGA	PCT	FTM-FTA	PCT	REBS	AVG	AST	PF-DQ	STL	TO	BLK	PTS	AVG		
75-76	61	688	154-333	.462	6-23	.261	16-27	.593	140	2.3	35	99-0	16	45	10	330	5.4		
NBA (1 Year)																			
76-77	27	171	34-90	.378	—	—	15-17	.882	33	1.2	6	30-0	6	—	5	83	3.1		
ABA PLAYOFFS (1 Year)																			
1976	5	18	4-12	.333	2-2	1.000	0-0	.000	2	0.4	0	6-0	1	1	1	10	2.0		
NBA PLAYOFFS (1 Year)																			
1977	1	1	2-3	.667	—	—	0-0	.000	0	0.0	0	0-0	0	0	0	4	4.0		

WARREN, BOBBY #21										6-5	G	Vanderbilt '68				7/17/46			
How Obtained: From Utah for cash and draft pick, 1/74																			
How Departed: Traded to New York Nets, with R. Jones, C. Terry, and K. Hughes, for Paultz, 9/8/75																			
ABA (2 Years)		3-POINT																	
YEAR	GP	MIN	FGM-FGA	PCT	FGM-FGA	PCT	FTM-FTA	PCT	REBS	AVG	AST	PF-DQ	STL	TO	BLK	PTS	AVG		
73-74	36	486	61-134	.459	0-1	.000	32-35	.914	61	1.7	38	40-0	9	30	5	154	4.3		
74-75	71	992	127-265	.479	2-7	.286	77-91	.846	112	1.6	91	109-0	35	68	9	333	4.7		
TOT	107	1478	188-399	.471	2-8	.250	109-126	.865	173	1.6	129	149-0	44	98	14	487	4.6		
ABA PLAYOFFS (2 Years)																			
1974	7	133	14-29	.483	0-0	.000	8-8	1.000	21	3.0	9	21-0	2	—	—	36	5.1		
1975	1	5	0-1	.000	0-0	.000	0-0	.000	0	0.0	0	0-0	0	1	0	0	0.0		
TOT	8	138	14-30	.467	0-0	.000	8-8	1.000	21	2.6	9	21-0	2	1	0	36	4.5		

WASHINGTON, DARIUS #35										6-2	G	Memphis '08				12/6/85			
How Obtained: Signed as free agent, 10/1/07																			
How Departed: Waived, 12/28/07																			
NBA (1 Year)																			
YEAR	GP	MIN	FGM-FGA	PCT	3-POINT FGM-FGA	PCT	FTM-FTA	PCT	REBS	AVG	AST	PF-DQ	STL	TO	BLK	PTS	AVG		
07-08	18	146	21-48	.438	4-12	.333	7-13	.538	20	1.1	15	16-0	5	14	0	53	2.9		

WEIDNER, BRANT #25										6-9	F	William & Mary '83				10/28/60			
How Obtained: Fourth round pick, 1983 Draft, 90th overall																			
How Departed: Waived, 7/19/84																			
NBA (1 Year)																			
YEAR	GP	MIN	FGM-FGA	PCT	3-POINT FGM-FGA	PCT	FTM-FTA	PCT	REBS	AVG	AST	PF-DQ	STL	TO	BLK	PTS	AVG		
83-84	8	38	2-9	.222	0-0	.000	4-4	1.000	11	1.4	0	5-0	0	2	2	8	1.0		

WELP, CHRISTIAN #42										7-0		C		Washington '87					1/2/64	
How Obtained: From Philadelphia, with Cheeks and Wingate, for Dawkins and Vincent, 8/28/89																				
How Departed: Traded to Golden State for Blab, 2/22/90																				
NBA (1 Year)										3-POINT										
YEAR	GP	MIN	FGM-FGA	PCT	FGM-FGA	PCT	FTM-FTA	PCT	REBS	AVG	AST	PF-DQ	STL	TO	BLK	PTS	AVG			
89-90	13	56	7-23	.304	0-0	.000	1-2	.500	12	1.0	5	21-0	1	6	0	15	1.2			

WHATLEY, ENNIS #3										6-3		G		Alabama '85				8/11/62	
How Obtained: (1) Signed 10-day contract, 2/1/86; (2) Signed as free agent, 10/8/92																			
How Departed: (1) Waived, 2/10/86; (2) Waived, 10/14/92																			
NBA (1 Year)										3-POINT									
YEAR	GP	MIN	FGM-FGA	PCT	3-POINT FGM-FGA	PCT	FTM-FTA	PCT	REBS	AVG	AST	PF-DQ	STL	TO	BLK	PTS	AVG		
85-86	2	14	1-2	.500	0-0	.000	0-0	.000	0	0.0	3	1-0	0	4	0	2	1.0		

WHITE, JAMES #33															6-7	G	Cincinnati '06	10/22/82			
How Obtained: Signed as free agent, 11/3/06																					
How Departed: Waived, 7/23/07																					
NBA (1 Year)																					
YEAR	GP	MIN	FGM-FGA	PCT	3-POINT FGM-FGA	PCT	FTM-FTA	PCT	REBS	AVG	AST	PF-DQ	STL	TO	BLK	PTS	AVG				
06-07	6	137	18-41	.439	2-7	.286	12-15	.800	20	3.3	5	7-0	3	5	1	50	8.3				

WHITEHEAD, JEROME #6										6-10	C	Marquette '78				9/30/56			
How Obtained: From Golden State for S. Jones, 11/22/88																			
How Departed: Unsigned free agent, 7/1/89																			
NBA (1 Year)																			
YEAR	GP	MIN	FGM-FGA	PCT	3-POINT FGM-FGA	PCT	FTM-FTA	PCT	REBS	AVG	AST	PF-DQ	STL	TO	BLK	PTS	AVG		
88-89	52	580	69-176	.392	0-0	.000	30-45	.667	129	2.5	17	107-1	22	22	4	168	3.2		

WHITNEY, CHRIS #20															6-0	G	Clemson '93	7/23/61
How Obtained: Second round pick, 1993 Draft, 47th overall																		
How Departed: Waived, 2/23/95																		
NBA (2 Years)																		
	YEAR	GP	MIN	FGM-FGA	PCT	3-POINT FGM-FGA	PCT	FTM-FTA	PCT	REBS	AVG	AST	PF-DQ	STL	TO	BLK	PTS	AVG
93-94	40	339	25-82	.305	10-30	.333	12-15	.800	29	0.7	53	53-0	11	37	1	72	1.8	
94-95	25	179	14-47	.298	3-19	.158	11-11	1.000	13	0.5	28	34-1	4	18	0	42	1.7	
TOT	65	518	39-129	.302	13-49	.265	23-26	.885	42	0.6	81	85-1	15	55	1	114	1.8	

WILEY, MICHAEL #33															6-9	F	Long Beach State '80	10/16/57
How Obtained: Second round pick, 1980 Draft, 39th overall																		
How Departed: Waived, 10/81																		
NBA (1 Year)																		
YEAR	GP	MIN	FGM-FGA	PCT	3-POINT FGM-FGA	PCT	FTM-FTA	PCT	REBS	AVG	AST	PF-DQ	STL	TO	BLK	PTS	AVG	
80-81	33	271	76-138	.551	0-2	.000	36-48	.750	64	1.9	11	38-1	8	28	6	188	5.7	
NBA PLAYOFFS (1 Year)																		
1981	2	4	0-1	.000	0-0	.000	2-2	1.000	0	0.0	0	1-0	0	0	0	2	1.0	

FORMER SPURS STATISTICS

WILEY, MORLON #20

How Obtained: Signed as free agent, 12/17/91

How Departed: Waived, 12/23/91

NBA (1 Year)

YEAR	GP	MIN	FGM-FGA	PCT	3-POINT FGM-FGA	PCT	FTM-FTA	PCT	REBS	AVG	AST	PF-DQ	STL	TO	BLK	PTS	AVG
91-92	3	13	3-5	.600	0-0	.000	0-0	.000	1	0.3	1	3-0	0	0	0	6	2.0

6-4 G

Long Beach State '85

9/24/66

WILKINS, DOMINIQUE #21

How Obtained: Signed as free agent, 10/4/96

How Departed: Unsigned free agent, 7/1/97

NBA (1 Year)

YEAR	GP	MIN	FGM-FGA	PCT	3-POINT FGM-FGA	PCT	FTM-FTA	PCT	REBS	AVG	AST	PF-DQ	STL	TO	BLK	PTS	AVG
96-97	63	1945	397-953	.417	70-239	.293	281-350	.803	402	6.4	119	100-0	39	135	31	1145	18.2

6-8 F

Georgia '83

1/12/60

WILKINS, JEFF #45

How Obtained: From Utah for J. Cook and Iavaroni, 2/16/86

How Departed: Unsigned free agent, 7/86

NBA (1 Year)

YEAR	GP	MIN	FGM-FGA	PCT	3-POINT FGM-FGA	PCT	FTM-FTA	PCT	REBS	AVG	AST	PF-DQ	STL	TO	BLK	PTS	AVG
85-86	27	522	51-134	.381	0-0	.000	28-46	.609	127	4.7	18	71-1	8	20	10	130	4.8

NBA PLAYOFFS (1 Year)

YEAR	GP	MIN	FGM-FGA	PCT	3-POINT FGM-FGA	PCT	FTM-FTA	PCT	REBS	AVG	AST	PF-DQ	STL	TO	BLK	PTS	AVG
1986	3	16	0-1	.000	0-0	.000	0-0	.000	3	1.0	0	6-0	0	0	2	0	0.0

6-10 C/F

Illinois State '77

3/9/55

WILKS, MIKE #11

How Obtained: Signed as free agent, 10/27/04

How Departed: Unsigned free agent, 8/05

NBA (1 Year)

YEAR	GP	MIN	FGM-FGA	PCT	3-POINT FGM-FGA	PCT	FTM-FTA	PCT	REBS	AVG	AST	PF-DQ	STL	TO	BLK	PTS	AVG
04-05	48	278	32-77	.416	5-16	.313	12-16	.750	25	0.5	33	26-0	14	14	1	81	1.7

5-11 G

Rice '01

5/7/79

WILLIAMS, BRANDON #11

How Obtained: Signed as free agent, 1/21/99

How Departed: Unsigned free agent, 8/1/99

NBA (1 Year)

YEAR	GP	MIN	FGM-FGA	PCT	3-POINT FGM-FGA	PCT	FTM-FTA	PCT	REBS	AVG	AST	PF-DQ	STL	TO	BLK	PTS	AVG
98-99	3	4	0-0	.000	0-0	.000	2-4	.500	1	0.3	0	0-0	0	0	0	2	0.7

6-6 G

Davidson '96

2/27/75

WILLIAMS, ERIC #55

How Obtained: From Toronto, with Bonner and a second round pick, for Nesterovic, 6/21/06

How Departed: Traded to Charlotte, with a second round pick, for Ely, 2/13/07

NBA (1 Year)

YEAR	GP	MIN	FGM-FGA	PCT	3-POINT FGM-FGA	PCT	FTM-FTA	PCT	REBS	AVG	AST	PF-DQ	STL	TO	BLK	PTS	AVG
06-07	16	88	15-34	.441	8-17	.471	4-7	.571	14	0.9	6	6-0	2	5	0	42	2.6

6-8 F

Providence '95

7/17/72

WILLIAMS, KEVIN #12

How Obtained: Second round pick, 1983 Draft, 46th overall

How Departed: Waived, 12/12/83

NBA (1 Year)

YEAR	GP	MIN	FGM-FGA	PCT	3-POINT FGM-FGA	PCT	FTM-FTA	PCT	REBS	AVG	AST	PF-DQ	STL	TO	BLK	PTS	AVG
83-84	19	200	25-58	.431	0-1	.000	25-32	.781	13	0.7	43	42-1	8	22	4	75	3.9

6-3 G

St. John's '83

9/11/61

WILLIAMS, MONTY #3

How Obtained: From New York, along with Charles Smith, in exchange for Reid, Lohaus and a first round pick, 2/8/96

How Departed: Unsigned free agent, 1/99

NBA (3 Years)

YEAR	GP	MIN	FGM-FGA	PCT	3-POINT FGM-FGA	PCT	FTM-FTA	PCT	REBS	AVG	AST	PF-DQ	STL	TO	BLK	PTS	AVG
95-96	17	122	20-46	.435	0-1	.000	9-12	.750	23	1.4	4	17-0	4	13	2	49	2.9
96-97	65	1345	234-460	.509	0-1	.000	120-186	.645	206	3.2	91	161-1	55	116	52	588	9.0
97-98	72	1314	165-368	.448	1-2	.500	122-182	.670	179	2.5	89	133-1	34	82	24	453	6.3
TOT	154	2781	419-874	.479	1-4	.250	251-380	.661	408	2.6	184	311-2	93	211	78	1090	7.1

NBA PLAYOFFS (2 Years)

YEAR	GP	MIN	FGM-FGA	PCT	3-POINT FGM-FGA	PCT	FTM-FTA	PCT	REBS	AVG	AST	PF-DQ	STL	TO	BLK	PTS	AVG
1996	7	29	2-9	.222	0-0	.000	3-6	.500	7	1.0	0	4-0	0	4	0	7	1.0
1998	5	28	5-8	.625	0-0	.000	2-3	.667	6	1.2	1	2-0	0	4	0	12	2.4
TOT	12	57	7-17	.412	0-0	.000	5-9	.556	13	1.1	1	6-0	0	8	0	19	1.6

6-8 F

Notre Dame '94

10/8/71

WILLIAMS, RAY #11

How Obtained: Signed as free agent, 2/11/86

How Departed: Waived, 3/28/86

NBA (1 Year)

YEAR	GP	MIN	FGM-FGA	PCT	3-POINT FGM-FGA	PCT	FTM-FTA	PCT	REBS	AVG	AST	PF-DQ	STL	TO	BLK	PTS	AVG
85-86	23	397	50-131	.382	2-6	.333	62-64	.969	37	1.6	111	64-1	28	51	3	164	7.1

6-3 G

Minnesota '77

10/14/54

WILLIAMS, REGGIE #2

How Obtained: Signed as free agent, 3/5/90

How Departed: Waived, 12/24/90

NBA (2 Years)

YEAR	GP	MIN	FGM-FGA	PCT	3-POINT FGM-FGA	PCT	FTM-FTA	PCT	REBS	AVG	AST	PF-DQ	STL	TO	BLK	PTS	AVG
89-90	10	68	19-42	.452	0-5	.000	4-6	.667	8	0.8	5	16-0	1	4	3	42	4.2
90-91	22	354	61-127	.480	14-26	.538	35-41	.854	59	2.7	46	64-2	20	36	11	171	7.8
TOT	32	422	80-169	.473	14-31	.452	39-47	.830	67	2.1	51	80-2	21	40	14	213	6.7

NBA PLAYOFFS (1 Year)

YEAR	GP	MIN	FGM-FGA	PCT	3-POINT FGM-FGA	PCT	FTM-FTA	PCT	REBS	AVG	AST	PF-DQ	STL	TO	BLK	PTS	AVG
1990	9	49	9-27	.333	0-2	.000	2-2	1.000	11	1.2	3	8-0	2	5	0	20	2.2

6-7 F

Georgetown '87

3/5/64

FORMER SPURS STATISTICS

WILLIS, KEVIN #42					7-0	C	Michigan St. '84										9/6/62	
How Obtained: Signed as free agent, 8/26/02																		
How Departed: Unsigned free agent, 7/14/04																		
NBA (2 Years)					3-POINT													
YEAR	GP	MIN	FGM-FGA	PCT	FGM-FGA	PCT	FTM-FTA	PCT	REBS	AVG	AST	PF-DQ	STL	TO	BLK	PTS	AVG	
02-03 <td>71<td>840<td>123-257<td>.479<td>0-2<td>.000<td>51-83<td>.614<td>226<td>3.2<td>24<td>120-1<td>20<td>60<td>20<td>297<td>4.2</td></td></td></td></td></td></td></td></td></td></td></td></td></td></td></td></td>	71 <td>840<td>123-257<td>.479<td>0-2<td>.000<td>51-83<td>.614<td>226<td>3.2<td>24<td>120-1<td>20<td>60<td>20<td>297<td>4.2</td></td></td></td></td></td></td></td></td></td></td></td></td></td></td></td>	840 <td>123-257<td>.479<td>0-2<td>.000<td>51-83<td>.614<td>226<td>3.2<td>24<td>120-1<td>20<td>60<td>20<td>297<td>4.2</td></td></td></td></td></td></td></td></td></td></td></td></td></td></td>	123-257 <td>.479<td>0-2<td>.000<td>51-83<td>.614<td>226<td>3.2<td>24<td>120-1<td>20<td>60<td>20<td>297<td>4.2</td></td></td></td></td></td></td></td></td></td></td></td></td></td>	.479 <td>0-2<td>.000<td>51-83<td>.614<td>226<td>3.2<td>24<td>120-1<td>20<td>60<td>20<td>297<td>4.2</td></td></td></td></td></td></td></td></td></td></td></td></td>	0-2 <td>.000<td>51-83<td>.614<td>226<td>3.2<td>24<td>120-1<td>20<td>60<td>20<td>297<td>4.2</td></td></td></td></td></td></td></td></td></td></td></td>	.000 <td>51-83<td>.614<td>226<td>3.2<td>24<td>120-1<td>20<td>60<td>20<td>297<td>4.2</td></td></td></td></td></td></td></td></td></td></td>	51-83 <td>.614<td>226<td>3.2<td>24<td>120-1<td>20<td>60<td>20<td>297<td>4.2</td></td></td></td></td></td></td></td></td></td>	.614 <td>226<td>3.2<td>24<td>120-1<td>20<td>60<td>20<td>297<td>4.2</td></td></td></td></td></td></td></td></td>	226 <td>3.2<td>24<td>120-1<td>20<td>60<td>20<td>297<td>4.2</td></td></td></td></td></td></td></td>	3.2 <td>24<td>120-1<td>20<td>60<td>20<td>297<td>4.2</td></td></td></td></td></td></td>	24 <td>120-1<td>20<td>60<td>20<td>297<td>4.2</td></td></td></td></td></td>	120-1 <td>20<td>60<td>20<td>297<td>4.2</td></td></td></td></td>	20 <td>60<td>20<td>297<td>4.2</td></td></td></td>	60 <td>20<td>297<td>4.2</td></td></td>	20 <td>297<td>4.2</td></td>	297 <td>4.2</td>	4.2	
03-04 <td>48<td>373<td>70-150<td>.467<td>0-1<td>.000<td>24-39<td>.615<td>98<td>2.0<td>11<td>61-0<td>21<td>32<td>9<td>164<td>3.4</td></td></td></td></td></td></td></td></td></td></td></td></td></td></td></td></td>	48 <td>373<td>70-150<td>.467<td>0-1<td>.000<td>24-39<td>.615<td>98<td>2.0<td>11<td>61-0<td>21<td>32<td>9<td>164<td>3.4</td></td></td></td></td></td></td></td></td></td></td></td></td></td></td></td>	373 <td>70-150<td>.467<td>0-1<td>.000<td>24-39<td>.615<td>98<td>2.0<td>11<td>61-0<td>21<td>32<td>9<td>164<td>3.4</td></td></td></td></td></td></td></td></td></td></td></td></td></td></td>	70-150 <td>.467<td>0-1<td>.000<td>24-39<td>.615<td>98<td>2.0<td>11<td>61-0<td>21<td>32<td>9<td>164<td>3.4</td></td></td></td></td></td></td></td></td></td></td></td></td></td>	.467 <td>0-1<td>.000<td>24-39<td>.615<td>98<td>2.0<td>11<td>61-0<td>21<td>32<td>9<td>164<td>3.4</td></td></td></td></td></td></td></td></td></td></td></td></td>	0-1 <td>.000<td>24-39<td>.615<td>98<td>2.0<td>11<td>61-0<td>21<td>32<td>9<td>164<td>3.4</td></td></td></td></td></td></td></td></td></td></td></td>	.000 <td>24-39<td>.615<td>98<td>2.0<td>11<td>61-0<td>21<td>32<td>9<td>164<td>3.4</td></td></td></td></td></td></td></td></td></td></td>	24-39 <td>.615<td>98<td>2.0<td>11<td>61-0<td>21<td>32<td>9<td>164<td>3.4</td></td></td></td></td></td></td></td></td></td>	.615 <td>98<td>2.0<td>11<td>61-0<td>21<td>32<td>9<td>164<td>3.4</td></td></td></td></td></td></td></td></td>	98 <td>2.0<td>11<td>61-0<td>21<td>32<td>9<td>164<td>3.4</td></td></td></td></td></td></td></td>	2.0 <td>11<td>61-0<td>21<td>32<td>9<td>164<td>3.4</td></td></td></td></td></td></td>	11 <td>61-0<td>21<td>32<td>9<td>164<td>3.4</td></td></td></td></td></td>	61-0 <td>21<td>32<td>9<td>164<td>3.4</td></td></td></td></td>	21 <td>32<td>9<td>164<td>3.4</td></td></td></td>	32 <td>9<td>164<td>3.4</td></td></td>	9 <td>164<td>3.4</td></td>	164 <td>3.4</td>	3.4	
TOT	119	1213	193-407	.474	0-3	.000	75-122	.615	324	2.7	35	181-1	41	92	29	461	3.9	
NBA PLAYOFFS (2 Years)																		
2003	18	91	21-40	.525	1-1	1.000	3-3	1.000	31	1.7	2	16-0	1	8	1	46	2.6	
2004	7	25	3-8	.375	0-1	.000	0-1	.000	6	0.9	0	5-0	1	0	0	6	0.9	
TOT	25	116	24-48	.500	1-2	.500	3-4	.750	37	1.5	2	21-0	2	8	1	52	2.1	

WILLOUGHBY, BILL #33					6-8	F	Dwight Morrow H.S. (N.J.)					5/20/57					
How Obtained: Signed as a veteran free agent (Houston received a second round pick in '85), 10/18/82																	
How Departed: Waived, 2/10/83																	
NBA (1 Year)					3-POINT												
YEAR	GP	MIN	FGM-FGA	PCT	FGM-FGA	PCT	FTM-FTA	PCT	REBS	AVG	AST	PF-DQ	STL	TO	BLK	PTS	AVG
82-83	52	1062	136-295	.461	6-13	.462	41-53	.774	190	3.7	56	123-0	24	54	16	319	6.1

WILSON, RICK #15					6-3	G	George Mason '86					7/16/64						
How Obtained: Signed as free agent, 3/21/88																		
How Departed: Unsigned free agent, 7/88																		
NBA (1 Year)				3-POINT		PCT	FTM-FTA		PCT	REBS	AVG	AST	PF-DQ	STL	TO	BLK	PTS	AVG
87-88	GP	MIN	FGM-FGA	PCT	FGM-FGA	.360	23-29	.793	26	1.4	63	34-0	17	21	3	104	5.8	
NBA PLAYOFFS (1 Year)																		
1988	2	9	0-2	.000	0-0	.000	0-0	.000	0	0.0	1	2-0	0	1	0	0	0.0	

WINGATE, DAVID #25					6-5		G	Georgetown '86					12/15/63				
How Obtained: From Philadelphia, with Cheeks and Welp, for Dawkins and Vincent, 8/28/89																	
How Departed: Waived, 6/28/91																	
NBA (2 Years)																	
YEAR	GP	MIN	FGM-FGA	PCT	3-POINT FGM-FGA	PCT	FTM-FTA	PCT	REBS	AVG	AST	PF-DQ	STL	TO	BLK	PTS	AVG
89-90	78	1856	220-491	.448	0-13	.000	87-112	.777	195	2.5	208	154-2	89	127	18	527	6.8
90-91	25	563	53-138	.384	1-9	.111	29-41	.707	75	3.0	46	66-0	19	42	5	136	5.4
TOT	103	2419	273-629	.434	1-22	.045	116-153	.758	270	2.6	254	220-2	108	169	23	663	6.4
NBA PLAYOFFS (2 Years)																	
1990	10	293	40-77	.519	2-3	.667	9-12	.750	37	3.7	38	34-1	18	14	3	91	9.1
1991	3	38	6-12	.500	0-0	.000	2-3	.667	3	1.0	1	8-1	1	1	0	14	4.7
TOT	13	331	46-89	.517	2-3	.667	11-15	.733	40	3.1	39	42-1	19	15	3	105	8.1

WISE, SKIP #10					6-2		G	Clemson '75					7/25/55				
How Obtained: Signed as free agent, 10/75																	
How Departed: Waived, 12/75																	
ABA (1 Year)					3-POINT												
YEAR	GP	MIN	FGM-FGA	PCT	FGM-FGA	PCT	FTM-FTA	PCT	REBS	AVG	AST	PF-DQ	STL	TO	BLK	PTS	AVG
75-76	2	10	2-4	.500	0-0	.000	0-0	.000	3	1.5	1	4-0	0	2	0	4	2.0

WOOD, DAVID #10					6-8		F	Nevada-Reno '87					11/30/64				
How Obtained: From Houston for a second round pick in '95, 10/6/92																	
How Departed: Traded to Detroit, with Elliott, for Rodman and Morris, 10/1/93																	
NBA (1 Year)			3-POINT														
YEAR	GP	MIN	FGM-FGA	PCT	FGM-FGA	PCT	FTM-FTA	PCT	REBS	AVG	AST	PF-DQ	STL	TO	BLK	PTS	AVG
92-93	64	598	52-117	.444	5-21	.238	46-55	.836	97	1.5	34	93-1	13	29	12	155	2.4
NBA PLAYOFFS (1 Year)																	
1993	5	20	2-4	.500	1-1	1.000	0-0	.000	3	0.6	1	7-0	0	0	0	5	1.0

WOOD, LEON #1					6-2	G	Cal State-Fullerton '84					3/25/62					
How Obtained: Signed as free agent, 11/12/87																	
How Departed: Waived, 2/17/88																	
NBA (1 Year)																	
					3-POINT												
YEAR	GP	MIN	FGM-FGA	PCT	FGM-FGA	PCT	FTM-FTA	PCT	REBS	AVG	AST	PF-DQ	STL	TO	BLK	PTS	AVG
87-88	38	830	120-282	.426	43-108	.398	69-91	.758	51	1.3	155	44-0	22	34	1	352	9.3

YONAKOR, RICH #43					6-10		F		North Carolina '80					10/3/58				
How Obtained: (1) Third round pick, 1980 Draft, 61st overall; (2) Signed 10-day contract, 3/8/82; Signed for season, 3/29/82																		
How Departed: (1) Traded to Cleveland, with Silas, for a second round pick in '82 and cash, 6/16/81; (2) Waived, 10/82																		
NBA (1 Year)																		
YEAR	GP	MIN	FGM-FGA	PCT	FGM-FGA	PCT	FTM-FTA	PCT	REBS	AVG	AST	PF-DQ	STL	TO	BLK	PTS	AVG	
81-82	10	70	14-26	.538	0-0	.000	5-7	.714	27	2.7	3	7-0	1	2	2	33	3.3	
NBA PLAYOFFS (1 Year)																		
1982	2	4	1-2	.500	0-0	.000	0-0	.000	1	0.5	1	1-0	1	0	0	2	1.0	

ZEVENBERGEN, PHIL #41					6-10	F	Washington '87					4/13/64					
How Obtained: Fourth round pick, 1987 Draft, 50th overall																	
How Departed: Waived, 11/3/88																	
NBA (1 Year)																	
YEAR	GP	MIN	FGM-FGA	PCT	3-POINT FGM-FGA	PCT	FTM-FTA	PCT	REBS	AVG	AST	PF-DQ	STL	TO	BLK	PTS	AVG
87-88	8	58	15-27	.556	0-0	.000	0-2	.000	13	1.6	3	12-0	3	4	1	30	3.8
NBA PLAYOFFS (1 Year)																	
1988	1	1	0-0	.000	0-0	.000	0-0	.000	0	0.0	0	0-0	0	0	0	0	0.0



FRANCHISE
RECORDS



SPURS ABA RECORDS

POINTS

Spurs Individual	51
Spurs Team	160
Opponent Individual	58
Opponent Team	162

George Gervin vs. Memphis	02/05/75
vs. Carolina	12/22/70
George McGinnis vs. Indiana	11/28/72
vs. Washington (2OT)	03/13/70

FIELD GOALS MADE

Spurs Individual	23
Spurs Team	63
Opponent Individual	22
Opponent Team	61

George Gervin vs. Memphis	02/05/75
vs. Denver	01/19/71
George McGinnis vs. Indiana	11/28/72
two times	

FIELD GOALS ATTEMPTED

Spurs Individual	35
Spurs Team	125
Opponent Individual	36
Opponent Team	131

Bird Averitt vs. San Diego	02/17/74
vs. Denver	03/05/71
Chuck Williams, vs. Pittsburgh	11/08/69
vs. Miami	02/10/70

3-PT FIELD GOALS MADE

Spurs Individual	6
Spurs Team	9
Opponent Individual	9
Opponent Team	11

Joe Hamilton vs. Memphis	03/28/73
vs. Indiana	11/20/70
Louie Dampier, Kentucky	02/07/70
Indiana	04/01/74

3-PT FIELD GOALS ATTEMPTED

Spurs Individual	13
Spurs Team	19
Opponent Individual	18
Opponent Team	28

Glen Combs vs. Los Angeles	01/20/70
vs. Denver	03/05/71
Mike Butler vs. New Orleans	02/06/70
vs. Minnesota	02/12/69

FREE THROWS MADE

Spurs Individual	17
Spurs Team	47
Opponent Individual	18
Opponent Team	42

three times	
vs. Kentucky	02/20/70
Jimmy Jones, New Orleans	02/17/68
two times	

FREE THROWS ATTEMPTED

Spurs Individual	19
Spurs Team	61
Opponent Individual	25
Opponent Team	62

three times	
vs. New York	12/10/69
two times	
Minnesota	12/05/67

REBOUNDS

Spurs Individual	35
Spurs Team	80
Opponent Individual	33
Opponent Team	93

Manny Leaks vs. Kentucky	11/27/70
vs. San Diego	04/01/75
Billy Paultz, New York	12/17/71
Denver	04/08/70

ASSISTS

Spurs Individual	16
Spurs Team	47
Opponent Individual	22
Opponent Team	41

Glen Combs vs. Miami	02/10/70
vs. Indiana	01/29/76
Johnny Neumann, at Memphis	03/27/73
at Utah	11/10/70

BLOCKS

Spurs Individual	8
Spurs Team	20

George Johnson vs. Miami	12/01/71
vs. Kentucky	12/13/75

STEALS

Spurs Individual	8
------------------	---

Charles Beasley vs. New Orleans...	11/30/68
------------------------------------	----------

SPURS INDIVIDUAL RECORDS

POINTS

Game	71
1st Half	53
2nd Half	47
1st Quarter	21
2nd Quarter	33
3rd Quarter	22
4th Quarter	28
Consecutive	24
HemisFair Arena Points	53
Alamodome Points	53
AT&T Center Points	43
Season	2,585
Career	23,785
Season Average	33.1
Career Average	27.3
1,000 Pt. Seasons	16
Consecutive 20 Pt. Games	53
Consecutive 30 Pt. Games	10
Consecutive Double Figure Games	407

FIELD GOALS MADE

Game	26
Half	19
Quarter	12
Season	1,024
Career	9,207

FIELD GOALS ATTEMPTED

Game	49
Half	34
Quarter	20
Season	1,987
Career	18,168

FIELD GOAL PERCENTAGE

Game	1.000
Season	.632
Career	.620

3-PT FIELD GOALS MADE

Game	9
Half	6
Quarter	6
Season	190
Career	1,093

3-PT FIELD GOALS ATTEMPTED

Game	16
Half	10
Quarter	7
Season	463
Career	9,995

3-PT FIELD GOAL PERCENTAGE

High Game	1.000
Low Game	.000
Season	.472
Career	.429

FREE THROWS MADE

Game	18
Half	15
Quarter	10
Season	693
Career	6,035

FREE THROWS ATTEMPTED

Game	25
Half	19
Quarter	12
Season	925
Career	8,201

David Robinson at L.A. Clippers	04/24/94
George Gervin at New Orleans	04/09/78
David Robinson at L.A. Clippers	04/24/94
George Gervin vs. Denver	01/08/80
George Gervin at Boston	02/27/80
George Gervin at New Orleans	04/09/78
George Gervin vs. Indiana	03/19/83
George Gervin vs. San Diego	11/08/78
George Gervin vs. Houston	03/30/79
David Robinson at L.A. Clippers	04/24/94
Manu Ginobili at Atlanta	02/21/07
George Gervin vs. Denver	01/08/80
Tim Duncan vs. Dallas	12/26/01
Manu Ginobili vs. Orlando	04/02/10
George Gervin	1979-80
Tim Duncan	1997-present
George Gervin	1979-80
George Gervin	1976-85
Tim Duncan	1997-present
George Gervin	1981-82
George Gervin	1979-80
George Gervin	1978-83

David Robinson at L.A. Clippers	04/24/94
George Gervin at New Orleans (1st)	04/09/78
George Gervin at New Orleans (2nd)	04/09/78
George Gervin	1979-80
Tim Duncan	1997-present

George Gervin at New Orleans	04/09/78
George Gervin at New Orleans (1st)	04/09/78
George Gervin at New Orleans (2nd)	04/09/78
George Gervin	1981-82
Tim Duncan	1997-present

Fabricio Oberto vs. Phoenix (11-11)	11/08/06
Steve Johnson (362-573)	1985-86
Artis Gilmore (2,208-3,562)	1982-87

Chuck Person at Vancouver	12/30/97
Most recent, Manu Ginobili at Minnesota (1st)	02/21/08
Manu Ginobili at Minnesota (2nd)	02/21/08
Chuck Person	1995-96
Manu Ginobili	2002-present

Jaren Jackson vs. Dallas	11/20/99
Jaren Jackson vs. Dallas (1st)	11/20/99
Jaren Jackson vs. Dallas (2nd)	11/20/99
Chuck Person	1995-96
Manu Ginobili	2002-present

Steve Smith at Portland (8-8)	11/03/01
Chuck Person at Minnesota (0-7)	11/11/97
Steve Smith (116-246)	2001-2002
Danny Green (286-666)	2011-present

Most recent, Manu Ginobili at Phoenix	01/29/09
George Gervin at New Orleans (1st)	04/09/78
Most recent, Walter Berry vs. Dallas (4th)	01/03/87
David Robinson	1993-94
David Robinson	1989-2003

David Robinson at L.A. Clippers	04/24/94
David Robinson at L.A. Clippers (2nd)	04/24/94
Most recent, Dominique Wilkins vs. Denver (2nd)	11/03/96
David Robinson	1993-94
David Robinson	1989-2003

SPURS INDIVIDUAL RECORDS

FREE THROW PERCENTAGE

Game	1.000	Manu Ginobili at Phoenix (18-18)	01/29/09
Season	.918	Michael Finley (90-98)	2006-07
Career	.861	Johnny Dawkins (451-524)	1986-89

REBOUNDS

Game	32	Dennis Rodman vs. Dallas	01/22/94
Half	20	Dennis Rodman vs. Dallas (1st)	01/22/94
Quarter	15	Dennis Rodman vs. Golden State (3rd)	02/26/95
Season	1,367	Dennis Rodman	1993-94
Career	13,219	Tim Duncan	1997-present

OFFENSIVE REBOUNDS

Game	16	Terry Cummings at Golden State	02/28/90
Half	10	Most recent, Will Perdue at Sacramento (1st)	04/14/97
Quarter	8	Dennis Rodman at Indiana (4th)	01/22/95
Season	453	Dennis Rodman	1993-94
Career	3,416	Tim Duncan	1997-present

DEFENSIVE REBOUNDS

Game	23	Most recent, Tim Duncan at Miami	02/01/03
Half	13	Most recent, Dennis Rodman vs. Dallas (1st)	01/22/94
Quarter	10	Dave Corzine vs. Houston (4th)	01/15/82
Season	914	Dennis Rodman	1993-94
Career	9,803	Tim Duncan	1997-present

ASSISTS

Game	24	John Lucas vs. Denver	04/15/84
Half	14	Most recent, Avery Johnson vs. Vancouver (2nd)	12/17/97
Quarter	14	John Lucas vs. Denver (2nd)	04/15/84
Season	816	Johnny Moore	1984-85
Career	5,247	Tony Parker	2001-present

TURNOVERS

Game	11	Most recent, Artis Gilmore at Dallas	04/16/83
Half	9	Artis Gilmore at Dallas (2nd)	04/16/83
Quarter	6	Artis Gilmore at Dallas (3rd)	04/16/83
Season	306	George Gervin	1977-78
Career	3,000	Tim Duncan	1997-present

STEALS

Game	11	Larry Kenon at Kansas City	12/26/76
Half	7	Most recent, Alvin Robertson vs. Miami (1st)	04/04/89
Quarter	7	Alvin Robertson vs. Detroit (1st)	03/25/88
Season	301	Alvin Robertson	1985-86
Career	1,388	David Robinson	1989-2003

BLOCKS

Game	13	George Johnson vs. Golden State	02/24/81
Half	11	George Johnson vs. Golden State (2nd)	02/24/81
Quarter	7	David Robinson vs. Minnesota (4th)	02/02/96
Season	320	David Robinson	1990-91
Career	2,954	David Robinson	1989-2003

SPURS TEAM RECORDS

POINTS

HIGHS	Overtime Game	171	vs. Milwaukee (30T)	03/06/82
	Regulation Game	163	vs. San Diego	11/08/78
	1st Half	89	at Washington	03/20/77
	2nd Half	91	at Denver	01/11/84
	1st Quarter	47	vs. Denver	04/22/93
	2nd Quarter	50	at Houston	11/17/84
	3rd Quarter	47	vs. Boston	02/14/79
	4th Quarter	53	at Denver	01/11/84
	1st Overtime	20	at Seattle	01/30/77
	2nd Overtime	17	at Dallas	12/09/08
	3rd Overtime	14	Most recent, vs. Atlanta	03/20/84
	Season	9,862	(120.3 ppg)	1983-84
LOWS	Game	64	Most recent, at Utah	04/04/08
	1st Half	28	at Houston	01/15/05
	2nd Half	25	at Philadelphia	02/11/11
	1st Quarter	5	vs. Atlanta	02/25/08
	2nd Quarter	8	at Houston	12/01/01
	3rd Quarter	9	Most recent, at Boston	04/04/12
	4th Quarter	8	Most recent, at New Orleans	03/12/08

SPURS TEAM RECORDS

1st Overtime	4	Most recent, vs. L.A. Lakers	11/13/97
2nd Overtime	5	vs. L.A. Lakers	10/26/85
3rd Overtime	14	Most recent, vs. Atlanta	03/20/84
Season	7,418	(90.5 ppg)	1996-97
Largest Margin of Victory	49	vs. Vancouver	11/08/95
Largest Margin of Defeat	46	at Phoenix	04/15/89

FIELD GOALS MADE

HIGHS	Game	68	vs. San Diego	11/08/78
	Half	36	vs. Milwaukee (3OT)	03/06/82
	Quarter	22	vs. Boston (2nd)	02/14/79
	Season	3,927	vs. Boston (3rd)	02/14/79
LOWS	Game	22	1978-79	
	Half	8	at Toronto	02/07/02
	Quarter	1	at Utah (2nd)	04/04/08
	Season	2,827	vs. Atlanta (1st)	02/25/08
			1996-97	

FIELD GOALS ATTEMPTED

HIGHS	Game	127	at Golden State	02/28/90
	Half	68	at Denver (1st)	02/04/81
	Quarter	39	at Denver (1st)	02/04/81
	Season	7,760	1978-79	
LOWS	Game	57	Most recent, at Utah	01/23/02
	Half	24	vs. Cleveland (2nd)	11/01/97
	Quarter	9	vs. Cleveland (3rd)	11/01/97
	Season	6,187	1997-98	

FIELD GOAL PERCENTAGE

HIGHS	Game	.707	at Dallas (53-75)	04/16/83
	Half	.839	vs. Cleveland (26-31) (1st)	12/11/04
	Quarter	.950	at Houston (19-20) (1st)	03/08/86
	Season	.513	(3,698-7,202)	1984-85
LOWS	Game	.239	at Toronto (22-92)	02/07/02
	Half	.220	at Seattle (9-41) (2nd)	03/06/81
	Quarter	.059	vs. Atlanta (1-17) (1st)	02/25/08
	Season	.442	(2,842-6,434)	2003-04

3-PT FIELD GOALS MADE

HIGHS	Game	20	vs. Dallas	12/23/12
	Half	12	at Seattle (2nd)	03/25/07
	Quarter	8	Most recent, vs. Philadelphia (3rd)	01/03/09
	Season High	625		2008-09
	Season Low	15		1980-81

3-PT FIELD GOALS ATTEMPTED

HIGHS	Game	36	at Denver	12/18/12
	Half	24	vs. Miami (2nd)	11/07/08
	Quarter	14	vs. Miami (3rd)	11/07/08
	Season High	1,620		2008-09
	Season Low	85		1980-81

3-PT FIELD GOAL PERCENTAGE

HIGHS	Game	1.000	vs. Milwaukee (6-6)	12/22/90
	Half	1.000	vs. Sacramento (8-8) (2nd)	02/21/02
	Season	.407	(445-1094)	2000-01
LOWS	Game	.000	at Dallas (0-12)	04/07/05
	Half	.000	vs. Atlanta (0-12) (2nd)	11/12/92
	Season	.176	(15-85)	1980-81

FREE THROWS MADE

HIGHS	Game	45	vs. Seattle	02/26/81
	Half	29	vs. Dallas (2nd)	11/29/84
	Quarter	21	at Denver (4th)	04/10/10
	Season	2,052		1980-81
LOWS	Game	2	vs. Dallas	11/20/99
	Half	0	Most recent, vs. Houston (2nd)	03/12/06
	Quarter	0	Numerous Times	
	Season	1,249		2008-09

FREE THROWS ATTEMPTED

HIGHS	Game	57	vs. Kansas City	11/17/83
	Half	40	at Denver (2nd)	04/10/10
	Quarter	28	at Denver (4th)	04/10/10
	Season	2,668		1980-81
LOWS	Game	5	vs. Dallas	11/20/99
	Half	0	at L.A. Lakers (1st)	02/06/79
	Quarter	0	Numerous Times	
	Season	1,641		2008-09

SPURS TEAM RECORDS

FREE THROW PERCENTAGE

HIGHS	Game	1.000	Most recent, vs. Minnesota (22-22)	04/17/13
	Half	1.000	Most recent, vs. New Jersey (20-20) (1st)	12/09/89
	Quarter	1.000	vs. New York (17-17) (3rd)	12/13/78
	Season	.807	(2,042-2,528)	1979-80
LOWS	Game	.316	vs. L.A. Clippers (6-19)	12/13/05
	Half	.000	Numerous Times	
	Season	.681	(1,409-2,069)	2003-04

REBOUNDS

HIGHS	Game	75	vs. Houston (20T)	01/04/92
	Half	42	vs. Denver (2nd)	04/08/97
	Quarter	25	vs. Houston (4th)	04/01/83
	Season	3,886	(47.4 rpg)	1980-81
LOWS	Game	25	Most recent, at Portland	11/20/06
	Half	7	vs. Boston (1st)	03/13/86
	Quarter	2	Most recent, vs. Detroit (1st)	01/27/87
	Season	3,230	(39.4 rpg)	1996-97

OFFENSIVE REBOUNDS

HIGHS	Game	37	at Golden State	02/28/90
	Half	25	vs. Denver (2nd)	04/08/97
	Quarter	15	vs. Denver (4th)	04/08/97
	Season	1,304	1980-81
LOWS	Game	0	at Utah	01/23/02
	Half	0	Most recent, vs. Washington (1st)	03/06/09
	Quarter	0	Numerous Times	
	Season	728	2008-09

DEFENSIVE REBOUNDS

HIGHS	Game	52	vs. Denver	12/19/90
	Half	28	Most recent, at Houston (2nd)	11/14/06
	Quarter	18	vs. Houston (4th)	04/01/83
	Season	2,712	2000-01
LOWS	Game	15	Most recent, at Portland	11/21/86
	Half	3	vs. Boston (1st)	03/13/86
	Quarter	0	Most recent, at Utah (3rd)	02/18/89
	Season	2,129	1996-97

ASSISTS

HIGHS	Game	50	vs. Denver	04/15/84
	Half	27	Most recent, vs. Denver (2nd)	12/18/87
	Quarter	19	vs. Denver (2nd)	04/15/84
	Season	2,361	1983-84
LOWS	Game	8	at Utah	04/04/08
	Half	1	at Cleveland (2nd)	01/02/07
	Quarter	0	at Phoenix (1st)	12/15/09
	Season	1,636	2002-03

TURNOVERS

HIGHS	Game	40	Most recent, at Golden State	02/15/89
	Half	26	at Golden State (2nd)	02/15/89
	Quarter	17	Most recent, at Golden State (3rd)	02/15/89
	Season	1,689	1988-89
LOWS	Game	3	vs. Orlando	11/21/07
	Half	0	Most recent, vs. Orlando (1st)	11/21/07
	Quarter	0	Numerous Times	
	Season	963	2008-09

STEALS

HIGHS	Game	22	vs. Miami	01/23/89
	Half	13	Most recent, vs. Utah (2nd)	01/15/85
	Quarter	11	at Denver (2nd)	04/20/89
	Season	961	1988-89
LOWS	Game	0	Most recent, at New Jersey	02/14/11
	Half	0	Numerous Times	
	Season	474	2008-09

BLOCKS

HIGHS	Game	20	Most recent, vs. Chicago	11/26/99
	Half	15	vs. Golden State (2nd)	02/24/81
	Quarter	9	Most recent, vs. Philadelphia (3rd)	02/28/98
	Season	643	1980-81
LOWS	Game	0	Numerous Times	
	Season	325	1986-87

SPURS TEAM RECORDS

PERSONAL FOULS

HIGHS	Game	45	vs. Utah	11/08/97
	Half	28	at L.A. Lakers (2nd)	11/26/89
	Quarter	15	at Denver (2nd)	03/24/82
	Season	2,217	1981-82
LOWS	Game	7	at Houston	04/13/84
	Half	1	at Houston (2nd)	04/13/84
	Quarter	0	Numerous Times	
	Season	1,537	2007-08

WINS

Most Consecutive Wins	17	1995-96
Most Consecutive Home Wins	22	12/03/10-03/04/11
Most Consecutive Road Wins	9	2005-06
Most Wins, Season	63	2005-06
Most Home Wins, Season	38	2004-05
Most Road Wins, Season	29	1994-95, 2005-06

OPPONENT RECORDS

POINTS

INDIVIDUAL	Game	57	Purvis Short at Golden State	01/07/84
	1st Half	32	Larry Bird vs. Boston	02/21/87
	2nd Half	35	Billy Knight vs. Indiana	11/11/80
	1st Quarter	22	Most recent, Al Harrington vs. Atlanta	11/15/05
TEAM HIGHS	2nd Quarter	20	Most recent, Wally Szczerbiak at Seattle	11/25/07
	3rd Quarter	20	Michael Jordan at Chicago	01/17/92
	4th Quarter	26	Stephon Marbury at Phoenix	11/29/02
	Game	166	vs. Milwaukee (3OT)	03/06/82
TEAM LOWS	1st Half	90	vs. Denver	11/07/90
	2nd Half	87	vs. Atlanta	11/27/79
	1st Quarter	49	at Portland	11/25/90
	2nd Quarter	46	at Phoenix	04/15/89
TEAM HIGHS	3rd Quarter	48	vs. Denver	04/13/82
	4th Quarter	48	at Portland	01/09/77
	Season	9,884	(120.5 ppg)	1983-84
	Game	55	at Indiana	03/29/98
TEAM LOWS	1st Half	22	vs. Denver	11/27/02
	2nd Half	21	at Indiana	03/29/98
	1st Quarter	3	vs. Denver	11/27/02
	2nd Quarter	8	Most recent, at Minnesota	12/15/05
TEAM HIGHS	3rd Quarter	9	Most recent, vs. Portland	03/28/11
	4th Quarter	6	vs. Toronto	11/01/02
	Season	6,909	(84.3 ppg)	2003-04

FIELD GOALS MADE

INDIVIDUAL	Game	24	Purvis Short at Golden State	01/07/84
	Half	14	Purvis Short at Golden State (2nd)	01/07/84
	Quarter	11	Stephon Marbury at Phoenix (4th)	11/29/02
	Season	68	at New Orleans	04/09/78
TEAM HIGHS	Game	68	vs. Atlanta (1st)	11/27/79
	Half	40	1979-80
	Season	4,000	vs. Utah	11/08/97
	Game	19	vs. Sacramento (2nd)	11/02/07
TEAM LOWS	Half	7	2003-04
	Season	2,613	

FIELD GOALS ATTEMPTED

INDIVIDUAL	Game	41	Kobe Bryant at L.A. Lakers	02/14/03
	Half	22	Stephon Marbury at Phoenix (2nd)	11/29/02
	Quarter	15	Most recent, Al Harrington vs. Atlanta (1st)	11/15/05
	Season	130	at Houston	04/13/84
TEAM HIGHS	Half	65	at Utah (2nd)	02/23/84
	Quarter	35	at Utah (3rd)	02/23/84
	Season	8,075	1976-77
	Game	56	at Memphis	02/24/06
TEAM LOWS	Half	27	at Memphis (2nd)	02/24/06
	Quarter	11	vs. Utah (2nd)	11/08/97
	Season	6,359	2004-05

OPPONENT RECORDS

FIELD GOAL PERCENTAGE

INDIVIDUAL HIGH	Game	1.000	Most recent, Devin Harris (8-8) at Dallas	11/05/05
INDIVIDUAL LOW	Game	.000	Tim Hardaway vs. Golden State (0-17)	12/21/91
TEAM HIGHS	Game	.663	at Denver (57-86)	01/02/76
	Season	.507	(3,704-7,310)	1986-87
TEAM LOWS	Game	.259	vs. Detroit (21-81)	02/21/99
	Half	.194	vs. Sacramento (1st)	11/02/07
	Season	.402	(1,631-4,061)	1998-99

3-PT FIELD GOALS MADE

INDIVIDUAL	Game	8	Reggie Williams vs. Golden State	12/08/10
	Half	6	Most recent, Matt Bullard at Atlanta (1st)	12/07/95
	Quarter	5	Most recent, Matt Bullard at Atlanta (2nd)	12/07/95
TEAM HIGHS	Game	16	at Miami	01/17/12
	Half	9	at Seattle (2nd)	03/28/06
	Quarter	7	vs. Memphis (3rd)	01/26/07
	Season	552		1996-97
TEAM LOWS	Game	0	Numerous Times	
	Season	45		1980-81

3-PT FIELD GOALS ATTEMPTED

INDIVIDUAL	Game	17	George McCloud at Dallas	03/29/96
	Half	11	George McCloud at Dallas (2nd)	03/29/96
	Quarter	10	George McCloud at Dallas (4th)	03/29/96
TEAM HIGHS	Game	32	vs. Golden State	04/07/07
	Half	18	Most recent, vs. Golden State (1st)	04/07/07
	Quarter	14	vs. Portland (4th)	04/08/02
	Season	1,425		1996-97
TEAM LOWS	Game	0	Numerous Times	
	Season	170		1980-81

3-PT FIELD GOAL PERCENTAGE

INDIVIDUAL	High Game	1.000	John Stockton vs. Utah (5-5)	03/14/92
	Low Game	.000	Most recent, Baron Davis at Golden State (0-7)	03/26/07
TEAM HIGHS	Game	1.000	Most recent, at Phoenix (2-2)	12/25/80
	Season	.387	(552-1,425)	1996-97
TEAM LOWS	Game	.000	Most recent, at Memphis (0-5)	03/01/11
	Season	.241	(52-216)	1983-84

FREE THROWS MADE

INDIVIDUAL	Game	20	Most recent, Moses Malone at Washington	03/14/88
	Half	14	Jay Vincent at Dallas (1st)	03/19/85
	Quarter	10	Most recent, Dirk Nowitzki vs. Dallas (2nd)	02/28/08
TEAM HIGHS	Game	46	at Denver	12/26/84
	Half	28	Most recent, at New York (2nd)	12/21/05
	Season	2,105		1988-89
TEAM LOWS	Game	3	Most recent, vs. L.A. Clippers	03/13/07
	Half	0	Most recent, vs. Sacramento (2nd)	04/12/09
	Season	1,233		2000-01

FREE THROWS ATTEMPTED

INDIVIDUAL	Game	22	Moses Malone at Washington	03/14/88
	Half	15	Dirk Nowitzki vs. Dallas (2nd)	02/28/08
	Quarter	11	Most recent, Dirk Nowitzki vs. Dallas (3rd)	02/28/08
TEAM HIGHS	Game	58	vs. Utah	03/29/97
	Half	37	vs. Utah (2nd)	03/29/97
	Season	2,714		1988-89
TEAM LOWS	Game	5	Most recent, vs. Dallas	11/04/08
	Half	0	Most recent, vs. Phoenix (2nd)	04/16/02
	Season	1,635		2008-09

FREE THROW PERCENTAGE

INDIVIDUAL	Game	1.000	Dominique Wilkins vs. Atlanta (18-18)	01/13/88
TEAM HIGHS	Game	1.000	Most recent, at Sacramento (16-16)	02/16/03
	Season	.777	(1,283-1,651)	2001-02
TEAM LOWS	Game	.313	vs. Denver (5-16)	04/18/07
	Season	.714	(1,491-2,089)	1994-95

REBOUNDS

INDIVIDUAL	Game	30	Andrew Bynum vs. L.A. Lakers	04/11/12
	Half	17	Most recent, Moses Malone at Houston (1st)	04/07/79
	Quarter	11	Most recent, Marcus Camby at Denver (2nd)	10/29/03
TEAM HIGHS	Game	77	at Houston (OT)	04/13/84
	Half	40	Most recent, at Denver (1st)	12/11/79
	Quarter	24	Most recent, vs. Golden State (4th)	02/24/81
	Season	4,016		1976-77
TEAM LOWS	Game	22	vs. Seattle	04/03/07
	Half	7	vs. Detroit (1st)	02/17/98
	Quarter	2	Most recent, vs. Golden State (3rd)	04/07/07
	Season	3,207		2006-07

OFFENSIVE REBOUNDS

INDIVIDUAL	Game	15	Moses Malone at Houston	04/07/79
	Half	10	Jahidi White at Washington (2nd)	01/15/02
	Quarter	7	Jahidi White at Washington (3rd)	01/15/02
TEAM HIGHS	Game	35	at Houston (OT)	04/13/84
	Half	19	at Dallas (1st)	04/16/83
	Season	1,345	1977-78
TEAM LOWS	Game	3	Most recent, at Atlanta	04/05/11
	Half	0	Most recent, at Detroit (2nd)	02/14/07
	Season	745	2008-09

DEFENSIVE REBOUNDS

INDIVIDUAL	Game	25	Artis Gilmore at Chicago	12/22/78
	Half	14	Artis Gilmore at Chicago (1st)	12/22/78
	Quarter	49	at New Orleans	11/05/76
TEAM HIGHS	Game	27	vs. L.A. Lakers (2nd)	04/13/98
	Half	17	vs. Sacramento (2nd)	02/16/86
	Quarter	2,687	1976-77
TEAM LOWS	Game	13	Most recent, at Dallas	01/15/94
	Half	5	vs. Utah (2nd)	11/27/04
	Quarter	0	vs. Denver (4th)	11/01/05
	Season	2,177	1980-81

ASSISTS

INDIVIDUAL	Game	28	John Stockton at Utah	01/15/91
	Half	15	John Stockton at Utah (2nd)	01/15/91
	Quarter	10	Most recent, Mark Price at Cleveland (1st)	03/23/93
TEAM HIGHS	Game	51	at Phoenix	02/02/79
	Half	28	vs. Atlanta (2nd)	11/27/79
	Quarter	17	at Dallas (1st)	01/26/88
TEAM LOWS	Season	2,537	1979-80
	Game	3	Most recent, at Houston	11/29/08
	Half	1	Most recent, vs. Boston (1st)	03/17/08
	Quarter	0	Most recent, at Washington (4th)	02/21/09
	Season	1,336	2005-06

TURNOVERS

INDIVIDUAL	Game	10	Most recent, Maurice Lucas at New Jersey	02/24/80
	Half	7	Most recent, Baron Davis at L.A. Clippers (1st)	02/06/10
	Quarter	37	at New Orleans	11/05/76
TEAM HIGHS	Game	22	vs. Portland (1st)	11/13/76
	Half	13	vs. Portland (2nd)	11/13/76
	Quarter	1,699	1978-79
TEAM LOWS	Game	3	vs. Sacramento	12/08/02
	Half	0	at New Jersey (2nd)	03/29/10
	Quarter	0	Numerous Times	2008-09
	Season	961	2008-09

STEALS

INDIVIDUAL	Game	8	Most recent, Chris Webber vs. Washington	11/26/97
	Half	6	Most recent, Chris Webber vs. Washington (1st)	11/26/97
	Quarter	4	Most recent, Josh Howard at Dallas (2nd)	11/05/05
TEAM HIGHS	Game	25	at Golden State	02/15/89
	Half	17	at Golden State (2nd)	02/15/89
	Quarter	10	at Golden State (3rd)	02/15/89
TEAM LOWS	Season	915	1988-89
	Game	0	vs. Minnesota	03/18/04
	Half	0	Numerous Times	2008-09
	Season	531	2008-09

BLOCKS

INDIVIDUAL	Game	14	Mark Eaton at Utah	02/18/89
	Half	7	Most recent, Hakeem Olajuwon vs. Toronto (1st)	12/12/01
	Quarter	6	Mark Eaton at Utah (2nd & 4th)	02/18/89
TEAM HIGHS	Game	19	at Utah	02/18/89
	Half	12	at L.A. Clippers (1st)	03/26/86
	Quarter	9	at Utah (1st)	02/18/89
TEAM LOWS	Season	545	1988-89
	Game	0	Numerous Times	2006-07
	Season	337	2006-07

PERSONAL FOULS

TEAM HIGHS	Game	43	Most recent, at Kansas City	12/11/84
	Half	22	Most recent, at Philadelphia (2nd)	02/12/99
	Quarter	17	vs. Cleveland (4th)	01/24/91
TEAM LOWS	Season	2,299	1982-83
	Game	5	vs. Dallas	11/20/99
	Half	2	Most recent, vs. Minnesota (1st)	12/13/07
	Quarter	0	Most recent, vs. New Orleans (4th)	01/26/08
	Season	1,511	

2008-09

SPURS PLAYOFF RECORDS

POINTS

INDIVIDUAL	Game	46	George Gervin vs. Washington	04/18/78
	Half	31	George Gervin vs. Washington (2nd)	04/18/78
	Quarter	21	Tim Duncan vs. Dallas (2nd)	05/17/06
TEAM HIGHS	Game	152	vs. Denver	04/27/83
	Half	82	vs. Denver (1st)	04/27/83
	Quarter	43	Most recent, at Phoenix (4th)	05/22/05
TEAM LOWS	Overtime	19	Most recent, vs. Sacramento	04/25/06
	Game	67	at Dallas	04/23/09
	Half	28	Most recent, at L.A. Lakers (2nd)	05/25/01
	Quarter	8	at L.A. Lakers (4th)	05/25/01
	Overtime	3	at Golden State	05/12/13
Largest Margin of Victory		40	vs. Denver	05/04/83
Largest Margin of Defeat		47	at L.A. Lakers	04/17/86

FIELD GOALS MADE

INDIVIDUAL	Game	19	Most recent, George Gervin vs. Houston.	04/04/80
	Half	13	George Gervin vs. Washington (2nd)	05/11/79
	Quarter	10	George Gervin vs. Washington (3rd)	05/11/79
TEAM HIGHS	Game	67	vs. Denver	05/04/83
	Half	34	vs. Denver (2nd)	05/04/83
	Quarter	18	vs. Denver (3rd)	05/04/83
TEAM LOWS	Game	25	Most recent, at Dallas	04/23/09
	Half	7	vs. L.A. Lakers (2nd)	05/21/01
	Quarter	2	Most recent, vs. Phoenix (3rd)	04/25/00

FIELD GOALS ATTEMPTED

INDIVIDUAL	Game	32	George Gervin vs. Washington.	05/11/79
	Half	19	George Gervin vs. Washington (2nd)	05/11/79
	Quarter	13	Most recent, Tim Duncan vs. Detroit (3rd)	06/23/05
TEAM HIGHS	Game	124	vs. Denver	05/04/83
	Half	63	vs. Denver (2nd)	05/04/83
	Quarter	38	vs. Denver (3rd)	05/04/83
TEAM LOWS	Game	60	Most recent, at L.A. Lakers	05/23/99
	Half	27	vs. L.A. Lakers (2nd)	05/17/99
	Quarter	8	vs. L.A. Lakers (4th)	05/17/99

FIELD GOAL PERCENTAGE

INDIVIDUAL	Game	1.000	Numerous Times	
	Game	.622	vs. Phoenix (51-82)	04/26/96
	Half	.684	vs. Sacramento (26-38) (1st)	04/22/06
TEAM HIGHS	Quarter	.842	vs. Phoenix (16-19) (3rd)	04/26/96
	Game	.302	at L.A. Lakers (26-86)	05/15/04
	Half	.213	at L.A. Lakers (10-47) (2nd)	05/15/04
TEAM LOWS	Quarter	.125	vs. Utah (2-16) (4th)	04/30/94

3-PT FIELD GOALS MADE

INDIVIDUAL	Game	8	Michael Finley vs. Denver	05/02/07
	Half	5	Most recent, Manu Ginobili vs. L.A. Lakers (1st)	05/25/08
	Quarter	3	Most recent, Manu Ginobili vs. L.A. Lakers (2nd)	05/25/08
TEAM HIGHS	Game	16	vs. Miami	06/11/13
	Half	9	at New Orleans (1st)	05/03/08
	Quarter	6	Most recent, at New Orleans (1st)	05/03/08
TEAM LOWS	Game	0	Numerous Times	

3-PT FIELD GOALS ATTEMPTED

INDIVIDUAL	Game	12	Brent Barry vs. L.A. Lakers	05/27/08
	Half	8	Bruce Bowen at New Orleans (1st)	05/03/08
	Quarter	6	Most recent, Jaren Jackson at L.A. Lakers (4th)	05/23/99
TEAM HIGHS	Game	32	vs. Miami	05/03/08
	Half	17	at New Orleans (1st)	05/03/08
	Quarter	10	Most recent, at New Orleans (1st)	05/03/08
TEAM LOWS	Game	0	Numerous Times	

3-PT FIELD GOAL PERCENTAGE

INDIVIDUAL	Game	1.000	Michael Finley vs. Dallas (5-5)	04/18/09
	Game	.750	vs. Seattle (3-4)	05/02/82
	Half	1.000	Numerous Times	
TEAM LOWS	Game	.000	Numerous Times	

FREE THROWS MADE

INDIVIDUAL	Game	19	Tim Duncan at L.A. Lakers	05/22/99
	Half	13	David Robinson vs. Phoenix (2nd)	05/16/93
	Quarter	11	Manu Ginobili at Utah (4th)	05/28/07
TEAM HIGHS	Game	39	Most recent, at Denver	05/02/05
	Half	27	Most recent, at L.A. Lakers (1st)	05/23/99
	Quarter	19	at Utah (4th)	05/28/07
TEAM LOWS	Game	5	at L.A. Lakers	05/23/08
	Half	1	Most recent, at L.A. Lakers (1st)	05/29/08
	Quarter	0	Numerous Times	

SPURS PLAYOFF RECORDS

FREE THROWS ATTEMPTED

INDIVIDUAL	Game	23	Most recent, Tim Duncan vs. Dallas	05/22/06
	Half	15	David Robinson vs. Phoenix (2nd)	05/16/93
	Quarter	13	Manu Ginobili at Utah (4th)	05/28/07
TEAM HIGHS	Game	54	at L.A. Lakers	05/23/99
	Half	37	at L.A. Lakers (1st)	05/23/99
TEAM LOWS	Quarter	25	Most recent, at Utah (4th)	05/28/07
	Game	9	vs. Washington	04/25/78
	Half	2	at L.A. Lakers (1st)	05/29/08
	Quarter	0	Numerous times	

FREE THROW PERCENTAGE

INDIVIDUAL	Game	1.000	Tim Duncan vs. Phoenix (15-15)	05/28/05
	Half	1.000	Most recent, Tim Duncan at L.A. Lakers (12-12) (1st)	05/22/99
	Quarter	1.000	Numerous Times	
TEAM HIGHS	Game	.947	vs. Seattle (18-19)	05/03/02
	Half	1.000	Numerous Times	
TEAM LOWS	Game	.429	vs. L.A. Lakers (9-21)	05/02/04
	Half	.111	vs. L.A. Lakers (1-9) (2nd)	05/02/04
	Quarter	.000	Numerous Times	

REBOUNDS

INDIVIDUAL	Game	24	Tim Duncan at Dallas	05/22/03
	Half	15	Tim Duncan vs. Dallas (1st)	05/07/01
	Quarter	11	Tim Duncan at Phoenix (2nd)	04/25/03
TEAM HIGHS	Game	75	vs. Denver	05/04/83
	Half	38	vs. Denver (2nd)	05/04/83
TEAM LOWS	Quarter	25	vs. Denver (4th)	05/04/83
	Game	18	at L.A. Lakers	04/17/86
	Half	4	at L.A. Lakers (1st)	04/17/86
	Quarter	0	at L.A. Lakers (2nd)	04/17/86

OFFENSIVE REBOUNDS

INDIVIDUAL	Game	10	David Robinson at L.A. Lakers	05/14/95
	Half	7	Nazr Mohammed vs. Denver (2nd)	04/24/05
	Quarter	5	Most recent, David Robinson at Portland (3rd)	05/15/90
TEAM HIGHS	Game	27	at Philadelphia	04/20/78
	Half	17	vs. Phoenix (2nd)	04/29/92
TEAM LOWS	Quarter	10	at Portland (2nd)	05/15/90
	Game	3	Most recent, vs. L.A. Lakers	05/25/08
	Half	0	vs. New York (1st)	06/18/99
	Quarter	0	Numerous Times	

DEFENSIVE REBOUNDS

INDIVIDUAL	Game	20	Tim Duncan at Phoenix	04/25/03
	Half	11	Most recent, Tim Duncan vs. L.A. Lakers (2nd)	05/27/08
	Quarter	10	Tim Duncan at Phoenix (2nd)	04/25/03
TEAM HIGHS	Game	56	vs. Denver	05/04/83
	Half	28	vs. Denver (1st and 2nd)	05/04/83
TEAM LOWS	Quarter	15	vs. Denver (2nd)	05/04/83
	Game	13	at L.A. Lakers	04/17/86
	Half	3	at L.A. Lakers (1st)	04/17/86
	Quarter	0	at L.A. Lakers (2nd)	04/17/86

ASSISTS

INDIVIDUAL	Game	20	Johnny Moore vs. Denver	04/27/83
	Half	11	Most recent, Rod Strickland vs. Portland (2nd)	05/10/90
	Quarter	8	Avery Johnson vs. Phoenix (3rd)	04/26/96
TEAM HIGHS	Game	51	vs. Denver	05/04/83
	Half	27	vs. Denver (2nd)	05/04/83
TEAM LOWS	Quarter	16	vs. Denver (3rd)	05/04/83
	Game	10	at Dallas	04/23/09
	Half	2	at Utah (2nd)	05/28/07
	Quarter	1	Numerous times	

PERSONAL FOULS

TEAM HIGHS	Game	37	Most recent, at Portland	05/01/93
	Half	19	Most recent, at L.A. Lakers (2nd)	05/15/04
	Quarter	16	at L.A. Lakers (4th)	05/15/04
TEAM LOWS	Game	13	vs. New York	06/18/99
	Half	4	vs. Minnesota (2nd)	05/11/99
	Quarter	0	vs. Minnesota (3rd)	05/11/99

SPURS PLAYOFF RECORDS

STEALS

INDIVIDUAL	Game	6	Most recent, Avery Johnson at Utah	05/12/96
	Half	4	Most recent, Ime Udoka vs. New Orleans (2nd)	05/11/08
	Quarter	3	Most recent, Tim Duncan at New Orleans (1st)	05/03/08
TEAM HIGHS	Game	17	at L.A. Lakers	04/29/88
	Half	11	at L.A. Lakers (1st)	04/29/88
TEAM LOWS	Quarter	7	at L.A. Lakers (1st)	04/29/88
	Game	1	Most recent, at New Orleans	05/13/08
	Half	0	Numerous Times	

BLOCKS

INDIVIDUAL	Game	9	Tim Duncan vs. Phoenix	05/18/07
	Half	7	David Robinson vs. Golden State (2nd)	04/25/91
TEAM HIGHS	Quarter	5	Most recent, Tim Duncan vs. Phoenix (1st)	05/18/07
	Game	14	vs. Houston	04/08/81
	Half	10	vs. Utah (1st)	04/30/94
TEAM LOWS	Quarter	7	vs. Houston (3rd)	04/08/81
	Game	0	vs. Dallas	04/18/09
	Half	0	Numerous Times	

TURNOVERS

INDIVIDUAL	Game	10	Tim Duncan at L.A. Lakers	05/05/02
	Half	7	Tim Duncan at L.A. Lakers (2nd)	05/05/02
TEAM HIGHS	Quarter	5	Most recent, Tim Duncan vs. Phoenix (4th)	05/14/07
	Game	26	at Denver	04/28/85
	Half	18	at Denver (1st)	04/28/85
TEAM LOWS	Quarter	14	at Denver (1st)	04/28/85
	Game	7	Most recent, vs. Utah	05/30/07
	Half	2	Most recent, vs. Utah (2nd)	05/30/07
	Quarter	0	Most recent, vs. Phoenix (2nd)	04/19/08

STREAKS

Consecutive Wins	12	05/13/99–06/18/99
Consecutive Losses	7	1983–88

OPPONENT PLAYOFF RECORDS

POINTS

INDIVIDUAL	Game	45	Kobe Bryant vs. L.A. Lakers	05/19/01
	Half	28	Most recent, Kevin Durant, at Oklahoma City (2nd)	06/02/12
	Quarter	23	Goran Dragic vs. Phoenix (4th)	05/07/10
TEAM HIGHS	Game	141	Most recent, at Denver	04/18/85
	Half	83	at Houston (2nd)	04/06/80
	Quarter	45	at Houston (4th)	04/06/80
TEAM LOWS	Overtime	15	vs. Dallas	05/22/06
	Game	63	at Portland	06/04/99
	Half	25	at Portland (2nd)	06/04/99
	Quarter	8	Most recent, vs. Dallas (1st)	04/29/10

FIELD GOALS MADE

INDIVIDUAL	Game	19	Most recent, Kobe Bryant vs. L.A. Lakers	05/19/01
	Half	13	Kobe Bryant vs. L.A. Lakers (2nd)	05/19/01
	Quarter	10	Moses Malone at Houston (2nd)	04/10/81
TEAM HIGHS	Game	58	at Houston	04/06/80
	Half	33	at Houston (2nd)	04/06/80
	Quarter	17	at Houston (3rd)	04/06/80
TEAM LOWS	Game	19	at Portland	06/04/99
	Half	8	at Portland (2nd)	06/04/99
	Quarter	2	vs. Utah (3rd)	05/09/98

FIELD GOALS ATTEMPTED

INDIVIDUAL	Game	38	Kobe Bryant vs. L.A. Lakers	05/05/03
	Half	20	Kobe Bryant vs. L.A. Lakers (2nd)	05/19/01
	Quarter	14	Amare Stoudemire at Phoenix (4th)	06/01/05
TEAM HIGHS	Game	111	vs. Washington	05/11/79
	Half	57	Most recent, vs. Washington (2nd)	05/11/79
	Quarter	31	vs. Washington (3rd)	05/11/79
TEAM LOWS	Game	66	Most recent, at Dallas	05/13/06
	Half	27	vs. Memphis (2nd)	04/17/04
	Quarter	10	vs. Memphis (4th)	04/17/04

OPPONENT PLAYOFF RECORDS

FIELD GOAL PERCENTAGE

INDIVIDUAL	Game	1.000	Most recent, Vladimir Radmanovic at L.A. Lakers (5-5) . . .	05/21/08
TEAM HIGHS	Game	.663	at L.A. Lakers (57-86)	04/17/86
	Half	.743	at Phoenix (26-35) (1st)	05/18/93
	Quarter	.850	at L.A. Lakers (17-20) (2nd)	04/17/86
TEAM LOWS	Game	.247	at Portland (19-77)	06/04/99
	Half	.200	at Portland (8-40) (2nd)	06/04/99
	Quarter	.118	vs. Utah (2-17) (3rd)	05/09/98

3-PT FIELD GOALS MADE

INDIVIDUAL	Game	6	Most recent, Derek Fisher at L.A. Lakers	05/27/01
	Half	5	Most recent, Goran Dragic vs. Phoenix (2nd)	05/07/10
TEAM HIGHS	Game	15	vs. Phoenix	05/07/10
	Half	9	Most recent, vs. Phoenix (2nd)	05/07/10
	Quarter	6	Most recent, vs. Phoenix (4th)	05/07/10
TEAM LOWS	Game	0	Numerous Times	

3-PT FIELD GOALS ATTEMPTED

INDIVIDUAL	Game	11	Kobe Bryant vs. L.A. Lakers	05/13/03
	Half	11	Kobe Bryant vs. L.A. Lakers (2nd)	05/13/03
TEAM HIGHS	Game	31	at Dallas	05/25/03
	Half	17	at Dallas (2nd)	04/27/10
	Quarter	11	at Dallas (4th)	04/27/10
TEAM LOWS	Game	0	Numerous Times	

3-PT FIELD GOAL PERCENTAGE

INDIVIDUAL	Game	1.000	Most recent, Goran Dragic vs. Phoenix (5-5)	05/07/10
TEAM HIGHS	Game	1.000	Numerous Times	
	Half	1.000	Numerous Times	
TEAM LOWS	Game	.000	Numerous Times	

FREE THROWS MADE

INDIVIDUAL	Game	21	Dirk Nowitzki at Dallas	05/13/06
	Half	13	Moses Malone vs. Houston (2nd)	04/14/81
	Quarter	9	Most recent, Dirk Nowitzki at Dallas (4th)	05/13/06
TEAM HIGHS	Game	49	vs. Dallas	05/19/03
	Half	28	vs. Dallas (2nd)	05/19/03
	Quarter	20	vs. Dallas (4th)	05/19/03
TEAM LOWS	Game	4	Most recent, at Dallas	05/23/03
	Half	0	at L.A. Lakers (1st)	05/07/02
	Quarter	0	Numerous Times	

FREE THROWS ATTEMPTED

INDIVIDUAL	Game	24	Dirk Nowitzki at Dallas	05/13/06
	Half	14	Most recent, Shaquille O'Neal vs. Phoenix (1st)	04/29/08
	Quarter	10	Most recent, Shaquille O'Neal vs. Phoenix (2nd)	04/29/08
TEAM HIGHS	Game	51	at Portland	05/08/90
	Half	27	at Dallas (2nd)	05/13/06
	Quarter	22	at Dallas (4th)	05/13/06
TEAM LOWS	Game	5	vs. Utah	05/09/96
	Half	1	at Houston (2nd)	04/15/81
	Quarter	0	Numerous times	

FREE THROW PERCENTAGE

INDIVIDUAL	Game	1.000	Jack Sikma at Seattle (14-14)	04/27/82
TEAM HIGHS	Game	1.000	vs. Dallas (23-23)	05/27/03
	Half	1.000	at Denver (18-18) (2nd)	05/01/90
TEAM LOWS	Game	.389	vs. L.A. Lakers (7-18)	05/05/04
	Half	.000	vs. L.A. Lakers (0-2) (1st)	05/07/02
	Quarter	.000	Numerous times	

REBOUNDS

INDIVIDUAL	Game	23	Elvin Hayes vs. Washington	05/09/79
	Half	15	Elvin Hayes vs. Washington (2nd)	05/09/79
	Quarter	11	Elvin Hayes vs. Washington (4th)	05/09/79
TEAM HIGHS	Game	63	Most recent, at L.A. Lakers	05/25/01
	Half	36	at Boston (1st)	04/12/77
	Quarter	22	Most recent, vs. Utah (2nd)	05/30/07
TEAM LOWS	Game	29	vs. Seattle	04/20/02
	Half	10	vs. Sacramento (1st)	04/22/06
	Quarter	4	Most recent, vs. Dallas (1st)	04/20/09

OPPONENT PLAYOFF RECORDS

OFFENSIVE REBOUNDS

INDIVIDUAL	Game	11	Most recent, Wes Unseld vs. Washington	05/11/79
	Half	8	Shaquille O'Neal at L.A. Lakers (1st)	05/11/03
	Quarter	6	Shaquille O'Neal at L.A. Lakers (1st)	05/11/03
TEAM HIGHS	Game	28	Most recent, vs. Washington	05/11/79
	Half	16	vs. Washington (1st)	04/16/78
	Quarter	11	vs. Washington (3rd)	05/11/79
TEAM LOWS	Game	3	Most recent, at L.A. Lakers	05/23/08
	Half	0	Most recent, at L.A. Lakers (1st)	05/23/08
	Quarter	0	Numerous Times	

DEFENSIVE REBOUNDS

INDIVIDUAL	Game	19	Dirk Nowitzki at Dallas	05/19/06
	Half	10	Most recent, Marcus Camby vs. Denver (2nd)	05/02/07
	Quarter	8	Marcus Camby vs. Denver (3rd)	05/02/07
TEAM HIGHS	Game	46	at Dallas	04/23/09
	Half	26	at Dallas (1st)	04/23/09
	Quarter	16	at Philadelphia (1st)	04/29/79
TEAM LOWS	Game	19	Most recent, vs. Sacramento	05/02/06
	Half	4	vs. Sacramento (1st)	04/22/06
	Quarter	1	at Philadelphia (3rd)	04/22/79

ASSISTS

INDIVIDUAL	Game	19	Most recent, John Stockton vs. Utah	05/07/96
	Half	11	Kevin Johnson vs. Phoenix (1st)	04/28/96
	Quarter	8	Kevin Johnson at Phoenix (2nd)	04/26/92
TEAM HIGHS	Game	40	Most recent, at L.A. Lakers	04/29/88
	Half	22	at L.A. Lakers (1st)	04/29/88
	Quarter	14	vs. Denver (1st)	04/26/83
TEAM LOWS	Game	8	Most recent, vs. Dallas	05/07/06
	Half	1	vs. Dallas (2nd)	05/07/06
	Quarter	0	Most recent, vs. Dallas (4th)	05/22/06

PERSONAL FOULS

TEAM HIGHS	Game	39	Most recent, at L.A. Lakers	05/23/99
	Half	25	at L.A. Lakers (1st)	05/23/99
	Quarter	15	vs. Phoenix (4th)	04/29/98

STEALS

INDIVIDUAL	Game	7	Charles Barkley at Phoenix	05/13/93
	Half	6	Maurice Cheeks at Philadelphia (1st)	04/22/79
	Quarter	3	Numerous Times	
TEAM HIGHS	Game	15	Most recent, vs. Houston	05/30/95
	Half	9	Most recent, vs. L.A. Lakers (2nd)	05/17/99
	Quarter	7	vs L.A. Lakers (4th)	05/17/99
TEAM LOWS	Game	0	vs. Sacramento	04/22/06
	Half	0	Numerous Times	

BLOCKS

INDIVIDUAL	Game	8	Shaquille O'Neal at L.A. Lakers	05/09/04
	Half	6	Shaquille O'Neal at L.A. Lakers (2nd)	05/14/02
	Quarter	5	Ben Wallace at Detroit (1st)	06/14/05
TEAM HIGHS	Game	14	at L.A. Lakers	05/11/82
	Half	10	at L.A. Lakers (2nd)	05/18/83
	Quarter	6	at L.A. Lakers (3rd)	05/18/83
TEAM LOWS	Game	0	Numerous Times	

TURNOVERS

INDIVIDUAL	Game	9	Magic Johnson at L.A. Lakers	04/17/86
	Half	5	Most recent, Shareef Abdur Rahim (1st)	05/05/06
	Quarter	27	vs. Philadelphia	04/15/79
TEAM HIGHS	Game	17	at L.A. Lakers (1st)	04/29/88
	Half	11	vs. L.A. Lakers (4th)	05/02/04
	Quarter	6	Most recent, at New Orleans	05/13/08
TEAM LOWS	Game	0	vs. L.A. Lakers (1st)	05/10/02
	Quarter	0	Most recent, at Dallas (1st)	04/27/10



THE NBA



NBA OFFICES

NBA ENTERTAINMENT WOMEN'S NATIONAL BASKETBALL ASSOCIATION NBA DEVELOPMENT LEAGUE



NEW YORK

Olympic Tower
645 Fifth Avenue
New York, NY 10022
Telephone: (212) 407-8000
Fax: (212) 832-3861

NBA STORE

590 Fifth Avenue
New York, NY 10103
Telephone: (212) 515-6221

NEW JERSEY

100 Plaza Drive
Secaucus, NJ 07094
Telephone: (201) 865-1500
Fax: (201) 974-5973

NBA CITY

6068 Universal Boulevard
Orlando, FL 32819
Telephone: (407) 363-5919
Fax: (407) 370-3178

INTERNATIONAL OFFICES

EUROPE

HEADQUARTERS - NBA EMEA
125 Kensington High Street
London, W8 5SF, UK
TEL: +44-20-7795-8921
FAX: +44-20-7795-8901

Spain

pq. Empresarial 'La Finca'
Edif. 15A, 28223
Pozuelo de Alarcon
Madrid, Spain
Telephone: +34-911-115-800
Fax: +34-917-995-182

Turkey

Tarakci Caddesi
Bele Gerden Stesi No8
Zekeriyaka Sariyer
Istanbul, Turkey
Telephone: +90-530-772-7975

AFRICA

Nelson Mandela Square, 2nd
Floor
West Tower
Maude Street, Sandton
Johannesburg, South Africa
Telephone: +27-11-881-5980
Fax: +27-0-867-26-6351

INDIA

Parinee Crescenzo
1st Floor, C38 & C39
BCK, Mumbai 51
Telephone: +91-22-330-40608

LATIN AMERICA Brazil

Praia de Botafogo, 501
Torre Pão de Açúcar - 1st floor
Rio de Janeiro, RJ, Brazil
CEP: 22250-040
Telephone: +55-21-2586-6187

Mexico

Av. Santa Fe #94 A Tower 8th
Floor. (SAMARA building)
Col. Zedec Santa Fe.
Mexico City, Mexico 01210
Telephone: +52-55-88511146

ASIA/PACIFIC

Hong Kong

3101, The Lee Gardens
33 Hysan Avenue
Causeway Bay, Hong Kong
Telephone: +852-2843-9600
Fax: +852-2536-4808

Taiwan

Suite 1303, No. 88, Section 2,
Chung Hsiao East Road
Taipei, Taiwan ROC
Telephone: +886-2-2358-1900
Fax: +886-2-2358-1098

Korea

21F, Seoul Finance Center
136 Sejong-daero, Jung-gu
Seoul, Korea 100-768
Telephone: +822-3782 6837
Fax: +822-3782-4555

China—Beijing

19th Floor, Office Tower 2,
China Central Place,
No. 79 Jianguo Road,
Chaoyang District,
Beijing 100025, China
Telephone: +86-10-5200-8200
Fax: +86-10-5200-8202

China—Shanghai

Unit 2703-08, 27/F,
Tower, 2, Plaza 66
1366 Nanjing West Road
Shanghai 200040, China
Telephone: +86-21-6137-2200
Fax: +86-21-6288-9920

NBA D-LEAGUE TEAM DIRECTORY



NBA DEVELOPMENT LEAGUE
477 Madison Avenue, 3rd Floor
New York, NY 10022
212-407-8700

Austin Toros

12885 N. Highway 183, Suite 207; Austin, TX 78750
Tel: (512) 236-8333; Fax: (512) 236-8444
Arena: Cedar Park Center
Media Relations Contact: Perri Travillion (ptravillion@austintoros.com)
NBA Affiliation: San Antonio

Bakersfield Jam

1400 Norris Road; Bakersfield, CA 93308
Tel: (661) 615-6550; Fax: (661) 615-6555
Arena: Dignity Health Event Center
Media Relations Contact: William Aquije (william@bakersfieldjam.com)
NBA Affiliations: Atlanta, Los Angeles
Clippers, Phoenix, Toronto, Utah

Canton Charge

1101 Market Avenue North; Canton, OH 44702
Tel: (330) 489-1701; Fax: (330) 489-1703
Arena: Canton Memorial Civic Center
Media Relations Contact: Sean Wyatt (swyatt@cantoncharge.com)
NBA Affiliation: Cleveland

Delaware 87ers

300 Martin Luther King Blvd, Suite 200; Wilmington, DE 19801
Tel: (302) 504-7587; Fax: TBD
Arena: Bob Carpenter Sports/Convocation Center
Media Relations Contact: Nicole Pender (nicolepender@sevens.com)
NBA Affiliation: Philadelphia

Erie BayHawks

110 East 8th Street; Erie, PA 16501
Tel: (814) 790-5600; Fax: (814) 790-5608
Arena: Erie Insurance Arena
Media Relations Contact: Jason Vaughan (jason.vaughan@mbaerie.com)
NBA Affiliation: New York

Fort Wayne Mad Ants

1910 St. Joe Center Rd, Suite 61; Fort Wayne, IN 46825
Tel: (260) 469-4667; Fax: (260) 469-4674
Arena: Allen County War Memorial Coliseum
Media Relations Contact: Audrey Siebrase (audrey@fortwaynehoops.com)
NBA Affiliations: Charlotte, Detroit, Indiana, Memphis, Milwaukee, Orlando

Idaho Stampede

233 South Capitol Blvd., Suite 100; Boise, ID 83702
Tel: (208) 388-4667; Fax: (208) 388-3845
Arena: CenturyLink Arena
Media Relations Contact: Ty Carter (ty@idahostampede.com)
NBA Affiliation: Portland

Iowa Energy

730 3rd Street; Des Moines, Iowa 50309
Tel: (515) 564-8550; Fax: (515) 564-8551
Arena: Wells Fargo Arena
Media Relations Contact: Randi Burrell, Patrick Jacobson (rburrell@iowanba.com, pjacobson@iowanba.com)
NBA Affiliations: Chicago, Denver, New Orleans, Minnesota, Washington

Los Angeles D-Fenders

555 North Nash Street, El Segundo, CA 90245
Tel: (310) 426-6000; Fax: (310) 426-6031
Arena: Toyota Sports Center
Media Relations Contact: Daniel Ramirez (dramirez@d-fenders.com)
NBA Affiliation: Los Angeles Lakers

Maine Red Claws

413 Congress Street; Portland, ME 04101
Tel: 207-210-6655; Fax: 207-210-6659
Arena: Portland Exposition Building
Media Relations Contact: TBD
(TBD)
NBA Affiliation: Boston

Reno Bighorns

9393 Gateway Drive, Suite BH; Reno, NV 89511
Tel: (775) 284-2622; Fax: (775) 853-1601
Arena: Reno Events Center
Media Relations Contact: Allison Strekal (abeck@renobighorns.com)
NBA Affiliation: Sacramento

Rio Grande Valley Vipers

4500 North 10th Street, Suite 315; McAllen, TX 78504
Tel: (956) 972-1144; Fax: (956) 972-1150
Arena: State Farm Arena
Media Relations Contact: Rebecca Sweat (rsweat@rgvipers.com)
NBA Affiliation: Houston

Santa Cruz Warriors

903 Pacific Avenue, Suite 101; Santa Cruz, CA 95060
Tel: (931) 731-4396; Fax: (831) 466-3201
Arena: Kaiser Permanente Arena
Media Relations Contact: Matt De Nesnera (mdenesnera@santacruzbasketball.com)
NBA Affiliation: Golden State

Sioux Falls Skyforce

2131 South Minnesota Ave; Sioux Falls, SD 57105
Tel: (605) 332-0605; Fax: (605) 332-2305
Arena: Sanford Pentagon
Media Relations Contact: Brett Hansen (brett@skyforceonline.com)
NBA Affiliation: Miami

Springfield Armor

1 Monarch Place, Suite 220; Springfield, MA 01144
Tel: (413) 746-3263; Fax: (413) 746-3262
Arena: MassMutual Center
Media Relations Contact: Eli Pearlstein (epearlstein@armorhoops.com)
NBA Affiliation: Brooklyn

Texas Legends

2601 Avenue of the Stars, Suite 300; Frisco, TX 75034
Tel: (214) 469-0822; Fax: (214) 469-0823
Arena: Dr. Pepper Arena
Media Relations Contact: Britney Wynn (bwynn@texlegends.com)
NBA Affiliation: Dallas

Tulsa 66ers

10425 South 62nd East Avenue, Suite 105; Tulsa, OK 74133
Tel: (918) 585-8447; Fax: (918) 398-6930
Arena: SpiritBank Event Center
Media Relations Contact: Ben Coldagelli (bcoldagelli@tulsa66ers.com)
NBA Affiliation: Oklahoma City

2012-13 NBA D-LEAGUE FINAL STANDINGS

Central Division	W-L	Home W-L	Away W-L	Pct	GB	Last 5	Streak
Rio Grande Valley Vipers	35-15	20-5	15-10	0.700	0.0	5-0	WON 10
Austin Toros	27-23	15-10	12-13	0.540	8.0	2-3	LOST 2
Tulsa 66ers	27-23	16-9	11-14	0.540	8.0	2-3	WON 1
Sioux Falls Skyforce	25-25	13-12	12-13	0.500	10.0	1-4	LOST 2
Texas Legends	21-29	13-12	8-17	0.420	14.0	2-3	WON 2
Iowa Energy	14-36	10-15	4-21	0.280	21.0	3-2	WON 3
East Division	W-L	Home W-L	Away W-L	Pct	GB	Last 5	Streak
Canton Charge	30-20	16-9	14-11	0.600	0.0	3-2	WON 2
Fort Wayne Mad Ants	27-23	16-9	11-14	0.540	3.0	4-1	LOST 1
Maine Red Claws	26-24	14-11	12-13	0.520	4.0	3-2	LOST 1
Erie BayHawks	26-24	14-11	12-13	0.520	4.0	3-2	WON 1
Springfield Armor	18-32	12-13	6-19	0.360	12.0	0-5	LOST 5
West Division	W-L	Home W-L	Away W-L	Pct	GB	Last 5	Streak
Bakersfield Jam	36-14	22-3	14-11	0.720	0.0	4-1	WON 3
x-Santa Cruz Warriors	32-18	19-6	12-12	0.640	4.0	1-4	LOST 3
Los Angeles D-Fenders	21-29	14-11	7-18	0.420	15.0	2-3	LOST 2
Idaho Stampede	19-31	10-15	9-16	0.380	17.0	4-1	WON 3
Reno Bighorns	16-34	11-13	5-20	0.320	20.0	1-4	LOST 2

ALL-TIME NBA LEADERS

(ACTIVE 2012-13 PLAYERS IN CAPITAL LETTERS)

MOST GAMES PLAYED

Robert Parish	1,611
Kareem Abdul-Jabbar	1,560
John Stockton	1,504
Karl Malone	1,476
Kevin Willis	1,424
JASON KIDD	1,391
Reggie Miller	1,389
Clifford Robinson	1,380
Gary Payton	1,335
Moses Malone	1,329

MOST MINUTES PLAYED

Kareem Abdul-Jabbar	57,446
Karl Malone	54,852
JASON KIDD	50,111
Elvin Hayes	50,000
Wilt Chamberlain	47,859
KEVIN GARNETT	47,801
John Stockton	47,764
Reggie Miller	47,619
Gary Payton	47,117
John Havlicek	46,471

MOST FIELD GOALS MADE

Kareem Abdul-Jabbar	15,837
Karl Malone	13,528
Wilt Chamberlain	12,681
Michael Jordan	12,192
Shaquille O'Neal	11,330
KOBE BRYANT	11,024
Elvin Hayes	10,976
Hakeem Olajuwon	10,749
Alex English	10,659
John Havlicek	10,513

MOST FIELD GOALS ATTEMPTED

Kareem Abdul-Jabbar	28,307
Karl Malone	26,210
Michael Jordan	24,537
KOBE BRYANT	24,301
Elvin Hayes	24,272
John Havlicek	23,930
Wilt Chamberlain	23,497
Dominique Wilkins	21,589
Alex English	21,036
Hakeem Olajuwon	20,991

HIGHEST FIELD GOAL PERCENTAGE

(2,000 FGM minimum)			
Player	FGM	FGA	Pct
Artis Gilmore	5,732	9,570	.599
TYSON CHANDLER	2,542	4,356	.584
Shaquille O'Neal	11,330	19,457	.582
Mark West	2,528	4,356	.580
DWIGHT HOWARD	4,504	7,801	.577
Steve Johnson	2,841	4,965	.572
Darryl Dawkins	3,477	6,079	.572
James Donaldson	3,105	5,442	.571
Bo Outlaw	2,005	3,534	.567
Jeff Ruland	2,105	3,734	.564

MOST FREE THROWS MADE

Karl Malone	9,787
Moses Malone	8,531
KOBE BRYANT	7,932
Oscar Robertson	7,694
Michael Jordan	7,327
Jerry West	7,160
Adrian Dantley	6,832
Dolph Schayes	6,712
Kareem Abdul-Jabbar	6,712
PAUL PIERCE	6,434

MOST FREE THROWS ATTEMPTED

Karl Malone	13,188
Wilt Chamberlain	11,862
Shaquille O'Neal	11,252
Moses Malone	11,090
KOBE BRYANT	9,468
Kareem Abdul-Jabbar	9,304
Oscar Robertson	9,185
Jerry West	8,801
Michael Jordan	8,772
Charles Barkley	8,643

HIGHEST FREE THROW PERCENTAGE

(1,200 FTM minimum)			
Player	FTM	FTA	Pct
STEVE NASH	3,038	3,360	.904
Mark Price	2,135	2,362	.904
Rick Barry	3,818	4,243	.900
Peja Stojakovic	2,237	2,500	.895
CHAUNCEY BILLUPS	4,486	5,017	.894
RAY ALLEN	4,293	4,804	.894
Calvin Murphy	3,445	3,864	.892
Scott Skiles	1,548	1,741	.889
Reggie Miller	6,237	7,026	.888
Larry Bird	3,960	4,471	.886

MOST 3-PT. FIELD GOALS MADE

RAY ALLEN	2,857
Reggie Miller	2,560
JASON KIDD	1,988
JASON TERRY	1,911
PAUL PIERCE	1,823
CHAUNCEY BILLUPS	1,816
Peja Stojakovic	1,760
RASHARD LEWIS	1,741
Dale Ellis	1,719
STEVE NASH	1,677

MOST 3-PT. FIELD GOALS ATTEMPTED

RAY ALLEN	7,120
Reggie Miller	6,486
JASON KIDD	5,701
JASON TERRY	5,037
PAUL PIERCE	4,928
KOBE BRYANT	4,879
CHAUNCEY BILLUPS	4,677
RASHARD LEWIS	4,491
VINCE CARTER	4,417
Peja Stojakovic	4,392

HIGHEST 3-POINT FIELD GOAL PERCENTAGE

(250 3FGM Minimum)			
Player	3FGM	3FGA	Pct
Steve Kerr	726	1,599	.454
STEPHEN CURRY	644	1,443	.446
Hubert Davis	728	1,651	.441
Drazen Petrovic	255	583	.437
Jason Kapono	457	1,054	.434
STEVE NOVAK	496	1,146	.433
Tim Legler	260	603	.431
STEVE NASH	1,677	3,915	.428
B.J. Armstrong	436	1,026	.425
DANNY GREEN	292	688	.424

MOST OFFENSIVE REBOUNDS

Moses Malone	6,731
Robert Parish	4,598
Buck Williams	4,526
Dennis Rodman	4,329
Charles Barkley	4,260
Shaquille O'Neal	4,209
Kevin Willis	4,132
Hakeem Olajuwon	4,034
Charles Oakley	3,924
Dikembe Mutombo	3,808

(ACTIVE 2011-12 PLAYERS IN CAPITAL LETTERS)

MOST DEFENSIVE REBOUNDS

Karl Malone	11,406
KEVIN GARNETT	10,757
Robert Parish	10,117
TIM DUNCAN	9,803
Hakeem Olajuwon	9,714
Moses Malone	9,481
Kareem Abdul-Jabbar	9,394
Shaquille O'Neal	8,890
Patrick Ewing	8,855
Dikembe Mutombo	8,551

MOST TOTAL REBOUNDS

Wilt Chamberlain	23,924
Bill Russell	21,620
Kareem Abdul-Jabbar	17,440
Elvin Hayes	16,279
Moses Malone	16,212
Karl Malone	14,968
Robert Parish	14,715
Nate Thurmond	14,464
Walt Bellamy	14,241
KEVIN GARNETT	13,843

MOST ASSISTS

John Stockton	15,806
JASON KIDD	12,901
Mark Jackson	10,334
STEVE NASH	10,249
Magic Johnson	10,141
Oscar Robertson	9,887
Isiah Thomas	9,061
Gary Payton	8,966
Rod Strickland	7,987
ANDRE MILLER	7,956

MOST PERSONAL FOULS

Kareem Abdul-Jabbar	4,657
Karl Malone	4,578
Robert Parish	4,443
Charles Oakley	4,421
Hakeem Olajuwon	4,383
Buck Williams	4,267
Elvin Hayes	4,193
Clifford Robinson	4,175
Kevin Willis	4,172
Shaquille O'Neal	4,146

MOST DISQUALIFICATIONS

Vern Mikkelsen	127
Walter Dukes	121
Shawn Kemp	115
Charlie Share	105
Paul Arizin	101
Darryl Dawkins	100
James Edwards	96
Tom Gola	94
Tom Sanders	94
Steve Johnson	93

MOST STEALS

John Stockton	3,265
JASON KIDD	2,684
Michael Jordan	2,514
Gary Payton	2,445
Maurice Cheeks	2,310
Scottie Pippen	2,307
Clyde Drexler	2,207
Hakeem Olajuwon	2,162
Alvin Robertson	2,112
Karl Malone	2,085

MOST BLOCKED SHOTS

Hakeem Olajuwon	3,830
Dikembe Mutombo	3,289
Kareem Abdul-Jabbar	3,189
Mark Eaton	3,064
David Robinson	2,954
Patrick Ewing	2,894
Shaquille O'Neal	2,732
TIM DUNCAN	2,652
Tree Rollins	2,542
Robert Parish	2,361

HIGHEST SCORING AVERAGE

(400 Games or 10,000 Points Minimum)

Player	G	FGM	FTM	Pts	Avg
Michael Jordan	1072	12,192	7,327	32,292	30.12
Wilt Chamberlain	1045	12,681	6,057	31,419	30.07
LEBRON JAMES	765	7,559	4,943	21,081	27.56
Elgin Baylor	846	8,693	5,763	23,149	27.34
Jerry West	932	9,016	7,160	25,192	27.03
Allen Iverson	914	8,467	6,375	24,368	26.66
KEVIN DURANT	461	4,127	3,303	12,258	26.59
Bob Pettit	792	7,349	6,182	20,880	26.36
George Gervin	791	8,045	4,541	20,708	26.18
Oscar Robertson	1040	9,508	7,694	26,710	25.7

POINTS

Kareem Abdul-Jabbar	38,387
Karl Malone	36,928
Michael Jordan	32,292
KOBE BRYANT	31,617
Wilt Chamberlain	31,419
Shaquille O'Neal	28,596
Moses Malone	27,409
Elvin Hayes	27,313
Hakeem Olajuwon	26,946
Oscar Robertson	26,710

ACTIVE NBA LEADERS

(PLAYERS WHO WERE ON ACTIVE ROSTERS OR ON INJURED LIST DURING 2012-13 SEASON)

MOST GAMES PLAYED

Jason Kidd	1,391
Kevin Garnett	1,323
Kobe Bryant	1,239
Ray Allen	1,227
Juwan Howard	1,208
Derek Fisher	1,206
Steve Nash	1,202
Tim Duncan	1,180
Andre Miller	1,126
Kurt Thomas	1,110

MOST MINUTES PLAYED

Jason Kidd	50,110
Kevin Garnett	47,801
Kobe Bryant	45,390
Ray Allen	44,408
Tim Duncan	41,446
Paul Pierce	40,360
Dirk Nowitzki	39,975
Steve Nash	37,756
Andre Miller	37,572
Antawn Jamison	37,389

MOST FIELD GOALS ATTEMPTED

Kobe Bryant	24,301
Kevin Garnett	20,365
Dirk Nowitzki	18,475
Ray Allen	18,412
Vince Carter	18,234
Tim Duncan	18,168
Paul Pierce	17,630
Antawn Jamison	16,932
Jason Kidd	15,557
Tracy McGrady	15,413

MOST FIELD GOALS MADE

Kobe Bryant	11,024
Kevin Garnett	10,151
Tim Duncan	9,207
Dirk Nowitzki	8,774
Ray Allen	8,327
Vince Carter	8,085
Paul Pierce	7,882
Antawn Jamison	7,650
LeBron James	7,559
Shawn Marion	6,829

HIGHEST FIELD GOAL PERCENTAGE

(2,000 FGM minimum)			
Player	FGM	FGA	Pct
Tyson Chandler	2,542	4,356	.584
Dwight Howard	4,504	7,801	.577
Nene Hilario	2,919	5,290	.552
Eddy Curry	2,578	4,734	.545
Chris Willcox	2,101	3,884	.541
Al Horford	2,258	4,193	.539
David Lee	3,488	6,517	.535
Amar'e Stoudemire	5,202	9,740	.534
Carlos Boozer	5,029	9,498	.529
Brendan Haywood	2,096	3,969	.528

MOST FREE THROWS ATTEMPTED

Kobe Bryant	9,468
Paul Pierce	7,979
Tim Duncan	7,710
Dirk Nowitzki	7,024
LeBron James	6,617
Dwight Howard	6,448
Kevin Garnett	6,077
Dwyane Wade	5,726
Jerry Stackhouse	5,659
Corey Maggette	5,599

MOST FREE THROWS MADE

Kobe Bryant	7,932
Paul Pierce	6,434
Dirk Nowitzki	6,163
Tim Duncan	5,343
LeBron James	4,943
Kevin Garnett	4,799
Jerry Stackhouse	4,649
Corey Maggette	4,605
Chauncey Billups	4,486
Carmelo Anthony	4,466

HIGHEST FREE THROW PERCENTAGE

(1,200 FTM minimum)			
Player	FTM	FTA	Pct
Steve Nash	3,038	3,360	.904
Chauncey Billups	4,486	5,017	.894
Ray Allen	4,293	4,804	.894
Kevin Durant	3,303	3,738	.884
Dirk Nowitzki	6,163	7,024	.877
Mo Williams	1,284	1,477	.869
Kevin Martin	2,935	3,386	.867
Luke Ridnour	1,255	1,449	.866
Ben Gordon	1,978	2,306	.858
Chris Paul	2,517	2,935	.858

MOST 3-PT. FIELD GOALS MADE

Ray Allen	2,857
Jason Kidd	1,988
Jason Terry	1,911
Paul Pierce	1,823
Chauncey Billups	1,816
Rashard Lewis	1,741
Steve Nash	1,677
Vince Carter	1,663
Kobe Bryant	1,637
Jason Richardson	1,577

MOST 3-PT. FIELD GOALS ATTEMPTED

Ray Allen	7,120
Jason Kidd	5,701
Jason Terry	5,037
Paul Pierce	4,928
Kobe Bryant	4,879
Chauncey Billups	4,677
Rashard Lewis	4,491
Vince Carter	4,417
Jamal Crawford	4,385
Jason Richardson	4,248

HIGHEST 3-POINT FIELD GOAL PERCENTAGE

(250 3FGM Minimum)			
Player	FG3M	FG3A	Pct
Stephen Curry	644	1,443	.446
Steve Novak	496	1,146	.433
Steve Nash	1,677	3,915	.428
Danny Green	292	688	.424
Anthony Morrow	458	1,080	.424
Kyle Korver	1,323	3,157	.419
Matt Bonner	694	1,665	.417
Brandon Rush	394	953	.413
Daniel Gibson	578	1,419	.407
Mike Miller	1,424	3,507	.406

MOST OFFENSIVE REBOUNDS

Tim Duncan	3,416
Elton Brand	3,170
Kevin Garnett	3,086
Marcus Camby	2,611
Antawn Jamison	2,548
Shawn Marion	2,536
Dwight Howard	2,517
Tyson Chandler	2,497
Juwan Howard	2,348
Zach Randolph	2,331

(PLAYERS WHO WERE ON ACTIVE ROSTERS OR ON INJURED LIST DURING 2011-12 SEASON)

MOST DEFENSIVE REBOUNDS

Kevin Garnett	10,757
Tim Duncan	9,803
Dirk Nowitzki	7,814
Jason Kidd	6,957
Marcus Camby	6,902
Shawn Marion	6,866
Dwight Howard	6,500
Lamar Odom	6,238
Rasheed Wallace	5,826
Paul Pierce	5,643

MOST REBOUNDS

Kevin Garnett	13,843
Tim Duncan	13,219
Marcus Camby	9,513
Shawn Marion	9,402
Dirk Nowitzki	9,096
Dwight Howard	9,017
Jason Kidd	8,725
Elton Brand	8,516
Antawn Jamison	8,102
Lamar Odom	8,059

MOST STEALS

Jason Kidd	2,684
Kobe Bryant	1,828
Kevin Garnett	1,742
Metta World Peace	1,665
Shawn Marion	1,642
Paul Pierce	1,583
Andre Miller	1,464
Ray Allen	1,397
Jason Terry	1,389
Chris Paul	1,331

MOST ASSISTS

Jason Kidd	12,091
Steve Nash	10,249
Andre Miller	7,956
Kobe Bryant	5,887
Chauncey Billups	5,594
Chris Paul	5,449
LeBron James	5,302
Tony Parker	5,247
Deron Williams	5,241
Kevin Garnett	5,224

MOST BLOCKED SHOTS

Tim Duncan	2,652
Marcus Camby	2,331
Kevin Garnett	1,970
Jermaine O'Neal	1,780
Elton Brand	1,707
Dwight Howard	1,530
Rasheed Wallace	1,460
Andre Kirilenko	1,442
Josh Smith	1,440
Samuel Dalembert	1,411

MOST FOULS

Kurt Thomas	3,579
Juwan Howard	3,493
Kevin Garnett	3,259
Rasheed Wallace	3,259
Kobe Bryant	3,164
Paul Pierce	3,124
Vince Carter	3,093
Al Harrington	2,997
Lamar Odom	2,916
Tim Duncan	2,880

MOST DISQUALIFICATIONS

Kurt Thomas	70
Lamar Odom	54
Tyson Chandler	45
Kenyon Martin	43
Samuel Dalembert	41
Rasheed Wallace	38
Metta World Peace	38
Kirk Hinrich	37
Jermaine O'Neal	36
Andris Biedrins	34
Jason Collins	34

HIGHEST SCORING AVERAGE

(400 Games or 10,000 Points Minimum)						
Player	G	FGM	FTM	Pts	Avg	
LeBron James	765	7,559	4,943	21,081	27.6	
Kevin Durant	461	4,127	3,303	12,258	26.6	
Kobe Bryant	1239	11,024	7,932	31,617	25.5	
Carmelo Anthony	713	6,346	4,466	17,846	25.0	
Dwyane Wade	665	5,681	4,390	16,453	24.7	
Dirk Nowitzki	1108	8,774	6,163	25,051	22.6	
Paul Pierce	1102	7,882	6,434	24,021	21.8	
Amar'e Stoudemire	670	5,202	3,808	14,242	21.3	
Vince Carter	1067	8,085	4,390	22,223	20.8	
Tim Duncan	1180	9,207	5,343	23,785	20.2	

MOST POINTS

Kobe Bryant	31,617
Kevin Garnett	25,274
Dirk Nowitzki	25,051
Paul Pierce	24,021
Ray Allen	23,804
Tim Duncan	23,785
Vince Carter	22,223
LeBron James	21,081
Antawn Jamison	19,958
Tracy McGrady	18,381

ALL-TIME NBA PLAYOFF LEADERS

(ACTIVE PLAYERS IN 2012-13 IN CAPITAL LETTERS)

MOST YEARS PLAYED

Karl Malone	19
John Stockton	19
Kareem Abdul-Jabbar	18
JASON KIDD	17
Shaquille O'Neal	17
Clifford Robinson	17
Robert Horry	16
Robert Parish	16
Scottie Pippen	16
Terry Porter	16

MOST GAMES PLAYED

Robert Horry	244
DEREK FISHER	240
Kareem Abdul-Jabbar	237
KOBE BRYANT	220
Shaquille O'Neal	216
TIM DUNCAN	211
Scottie Pippen	208
Danny Ainge	193
Karl Malone	193
Magic Johnson	190

MOST MINUTES PLAYED

Kareem Abdul-Jabbar	8,851
KOBE BRYANT	8,641
TIM DUNCAN	8,149
Scottie Pippen	8,105
Shaquille O'Neal	8,099
Karl Malone	7,907
Wilt Chamberlain	7,559
Magic Johnson	7,538
Bill Russell	7,497
Michael Jordan	7,474

MOST FIELD GOALS ATTEMPTED

KOBE BRYANT	4,499
Michael Jordan	4,497
Kareem Abdul-Jabbar	4,422
Karl Malone	3,768
Shaquille O'Neal	3,627
TIM DUNCAN	3,512
Jerry West	3,460
John Havlicek	3,329
Elgin Baylor	3,161
Larry Bird	3,090

MOST FIELD GOALS MADE

Kareem Abdul-Jabbar	2,356
Michael Jordan	2,188
Shaquille O'Neal	2,041
KOBE BRYANT	2,014
TIM DUNCAN	1,751
Karl Malone	1,743
Jerry West	1,622
Hakeem Olajuwon	1,504
Larry Bird	1,458
John Havlicek	1,451

MOST FREE THROWS ATTEMPTED

Shaquille O'Neal	2,317
Michael Jordan	1,766
Karl Malone	1,725
Wilt Chamberlain	1,627
KOBE BRYANT	1,617
TIM DUNCAN	1,611
Jerry West	1,506
Kareem Abdul-Jabar	1,419
LEBRON JAMES	1,365
Magic Johnson	1,274

MOST FREE THROWS MADE

Michael Jordan	1,463
KOBE BRYANT	1,320
Karl Malone	1,269
Jerry West	1,213
Shaquille O'Neal	1,168
TIM DUNCAN	1,107
Magic Johnson	1,068
Kareem Abdul-Jabbar	1,050
LEBRON JAMES	1,022
DIRK NOWITZKI	1,007

HIGHEST FIELD GOAL PERCENTAGE

(150 FGM minimum)

Player	FGM	FGA	Pct
James Donaldson	153	244	.627
DWIGHT HOWARD	419	697	.601
Kurt Rambis	284	495	.574
Otis Thorpe	321	564	.569
Artis Gilmore	179	315	.568
Mark West	201	355	.566
Shaquille O'Neal	2,041	3,627	.563
Kevin McHale	1,204	2,145	.561
Bernard King	269	481	.559
TYSON CHANDLER	174	312	.558

HIGHEST FREE THROW PERCENTAGE

(100 FTM minimum)

Player	FTM	FTA	Pct
Mark Price	202	214	.944
Calvin Murphy	165	177	.932
Bill Sharman	370	406	.911
BRANDON BASS	140	154	.909
Kiki Vandeweghe	235	259	.907
Hersey Hawkins	292	322	.907
STEVE NASH	396	440	.900
Peja Stojakovic	261	290	.900
Reggie Miller	770	862	.893
DIRK NOWITZKI	1,007	1,128	.893

MOST 3-PT. FIELD GOALS MADE

RAY ALLEN	352
Reggie Miller	320
KOBE BRYANT	292
DEREK FISHER	273
CHAUNCEY BILLUPS	267
Robert Horry	261
MANU GINOBILI	251
JASON KIDD	236
PAUL PIERCE	219
Michael Finley	200
Scottie Pippen	200

MOST 3-PT. FIELD GOALS ATTEMPTED

KOBE BRYANT	882
RAY ALLEN	874
Reggie Miller	820
JASON KIDD	733
CHAUNCEY BILLUPS	729
Robert Horry	728
MANU GINOBILI	699
DEREK FISHER	674
Scottie Pippen	660
PAUL PIERCE	646

HIGHEST 3-POINT FIELD GOAL PERCENTAGE

(35 3FGM Minimum)

Player	3FGM	3FGA	Pct
Bob Hansen	38	76	.500
RAJA BELL	81	174	.466
B.J. Armstrong	51	113	.451
Kenny Smith	117	261	.448
TREVOR ARIZA	48	109	.440
Tim Thomas	88	202	.436
Jeff Hornacek	122	282	.433
DANNY GREEN	76	176	.432
Bruce Bowen	168	398	.422
Jim Jackson	58	138	.420

ALL-TIME NBA PLAYOFF LEADERS

(ACTIVE PLAYERS IN 2012-13 IN CAPITAL LETTERS)

MOST OFFENSIVE REBOUNDS

Shaquille O'Neal	866
TIM DUNCAN	684
Dennis Rodman	626
Robert Parish	571
Horace Grant	549
Charles Oakley	519
Charles Barkley	510
Moses Malone	510
Kareem Abdul-Jabbar	505
Karl Malone	502

MOST DEFENSIVE REBOUNDS

TIM DUNCAN	1,838
Shaquille O'Neal	1,642
Karl Malone	1,560
Larry Bird	1,323
Kareem Abdul-Jabbar	1,273
Robert Parish	1,194
KEVIN GARNETT	1,157
Hakeem Olajuwon	1,150
Scottie Pippen	1,117
Magic Johnson	1,116

MOST REBOUNDS

Bill Russell	4,104
Wilt Chamberlain	3,913
TIM DUNCAN	2,522
Shaquille O'Neal	2,508
Kareem Abdul-Jabbar	2,481
Karl Malone	2,062
Wes Unseld	1,777
Robert Parish	1,765
Elgin Baylor	1,724
Larry Bird	1,683

MOST STEALS

Scottie Pippen	395
Michael Jordan	376
Magic Johnson	358
John Stockton	338
KOBE BRYANT	310
JASON KIDD	302
Larry Bird	296
Maurice Cheeks	295
Clyde Drexler	278
Robert Horry	276

MOST ASSISTS

Magic Johnson	2,346
John Stockton	1,839
JASON KIDD	1,263
Larry Bird	1,062
STEVE NASH	1,061
Scottie Pippen	1,048
KOBE BRYANT	1,040
Michael Jordan	1,022
Dennis Johnson	1,006
Isiah Thomas	987

MOST BLOCKED SHOTS

TIM DUNCAN	516
Kareem Abdul-Jabbar	476
Hakeem Olajuwon	472
Shaquille O'Neal	459
David Robinson	312
Robert Parish	309
Patrick Ewing	303
Kevin McHale	281
Dikembe Mutombo	251
Ben Wallace	250

MOST PERSONAL FOULS

Kareem Abdul-Jabbar	797
Shaquille O'Neal	769
Robert Horry	717
Scottie Pippen	686
Karl Malone	662
KOBE BRYANT	660
Rasheed Wallace	645
Dennis Rodman	630
DEREK FISHER	618
Robert Parish	617

MOST DISQUALIFICATIONS

Tom Sanders	26
Vern Mikkelsen	24
Bailey Howell	21
Charlie Share	17
Jack Sikma	17
Darryl Dawkins	16
Robert Parish	16
Dave Cowens	15
KENYON MARTIN	15
Five tied	14

HIGHEST SCORING AVERAGE

(25 games or 625 points minimum)						
Player	G	FGM	FTM	Pts	Avg	
Michael Jordan	179	2,188	1,463	5,987	33.4	
Allen Iverson	71	755	478	2,111	29.7	
Jerry West	153	1,622	1,213	4,457	29.1	
KEVIN DURANT	54	508	420	1,546	28.6	
LEBRON JAMES	138	1,327	1,022	3,871	28.1	
Elgin Baylor	134	1,388	847	3,623	27.0	
George Gervin	59	622	348	1,592	27.0	
DIRK NOWITZKI	128	1,087	1,007	3,321	25.9	
Hakeem Olajuwon	145	1,504	743	3,755	25.9	
CARMELO ANTHONY	66	589	442	1,693	25.7	

MOST POINTS

Michael Jordan	5,987
Kareem Abdul-Jabbar	5,762
KOBE BRYANT	5,640
Shaquille O'Neal	5,250
Karl Malone	4,761
TIM DUNCAN	4,614
Jerry West	4,457
Larry Bird	3,897
LEBRON JAMES	3,871
John Havlicek	3,776

ACTIVE NBA PLAYOFF LEADERS

(PLAYERS WHO WERE ON ACTIVE ROSTERS OR ON INJURED LIST DURING 2012-13 SEASON)

MOST GAMES PLAYED

Derek Fisher	240
Kobe Bryant	220
Tim Duncan	211
Rasheed Wallace	177
Tony Parker	173
Jason Kidd	158
Manu Ginobili	157
Ray Allen	151
Chauncey Billups	146
LeBron James	138

MOST MINUTES PLAYED

Kobe Bryant	8,641
Tim Duncan	8,149
Derek Fisher	6,559
Tony Parker	6,288
Jason Kidd	6,089
LeBron James	5,954
Rasheed Wallace	5,838
Ray Allen	5,539
Paul Pierce	5,408
Chauncey Billups	5,321

MOST FIELD GOALS MADE

Kobe Bryant	2,014
Tim Duncan	1,751
LeBron James	1,327
Tony Parker	1,303
Dwyane Wade	1,129
Dirk Nowitzki	1,087
Kevin Garnett	1,026
Richard Hamilton	943
Rasheed Wallace	917
Paul Pierce	904

MOST FIELD GOALS ATTEMPTED

Kobe Bryant	4,499
Tim Duncan	3,512
Tony Parker	2,832
LeBron James	2,811
Dwyane Wade	2,374
Dirk Nowitzki	2,349
Paul Pierce	2,157
Kevin Garnett	2,153
Richard Hamilton	2,148
Rasheed Wallace	2,065

MOST FREE THROWS MADE

Kobe Bryant	1,320
Tim Duncan	1,107
LeBron James	1,022
Dirk Nowitzki	1,007
Paul Pierce	816
Dwyane Wade	791
Chauncey Billups	785
Manu Ginobili	675
Richard Hamilton	614
Tony Parker	608

MOST FREE THROWS ATTEMPTED

Kobe Bryant	1,617
Tim Duncan	1,611
LeBron James	1,365
Dirk Nowitzki	1,128
Dwyane Wade	1,019
Paul Pierce	979
Chauncey Billups	892
Tony Parker	836
Manu Ginobili	827
Richard Hamilton	714

HIGHEST FIELD GOAL PERCENTAGE

(150 FGM minimum)			
Player	FGM	FGA	Pct
Dwight Howard	419	697	.601
Tyson Chandler	174	312	.558
Kawhi Leonard	160	301	.532
Nene Hilario	170	320	.531
Elton Brand	204	386	.528
Pau Gasol	696	1,351	.515
Paul Millsap	189	367	.515
Amar'e Stoudemire	496	965	.514
Boris Diaw	289	564	.512
Kendrick Perkins	264	525	.503

HIGHEST FREE THROW PERCENTAGE

(100 FTM minimum)			
Player	FTM	FTA	Pct
Brandon Bass	140	154	.909
Steve Nash	396	440	.900
Dirk Nowitzki	1,007	1,128	.893
Ray Allen	474	538	.881
Chauncey Billups	785	892	.880
Richard Hamilton	614	714	.860
Jamal Crawford	102	120	.850
Kevin Durant	420	495	.848
Caron Butler	138	163	.847
George Hill	165	196	.842

MOST 3-PT. FIELD GOALS MADE

Ray Allen	352
Kobe Bryant	292
Derek Fisher	273
Chauncey Billups	267
Manu Ginobili	251
Jason Kidd	236
Paul Pierce	219
LeBron James	195
Rasheed Wallace	190
Jason Terry	182

MOST 3-PT. FIELD GOAL ATT.

Kobe Bryant	882
Ray Allen	874
Jason Kidd	733
Chauncey Billups	729
Manu Ginobili	699
Derek Fisher	674
Paul Pierce	646
LeBron James	605
Rasheed Wallace	540
Jason Terry	458

HIGHEST 3-POINT FIELD GOAL PERCENTAGE

(35 3FGM minimum)			
Player	3FGM	3FGA	Pct
Raja Bell	81	174	.466
Trevor Ariza	48	109	.440
Danny Green	76	176	.432
Kawhi Leonard	41	99	.414
Steve Blake	47	114	.412
Daniel Gibson	57	140	.407
Steve Nash	178	438	.406
Derek Fisher	273	674	.405
James Jones	66	163	.405
Jason Richardson	95	235	.404

ACTIVE NBA PLAYOFF LEADERS

(PLAYERS WHO WERE ON ACTIVE ROSTERS OR ON INJURED LIST DURING 2012-13 SEASON)

MOST OFFENSIVE REBOUNDS

Tim Duncan	684
Pau Gasol	315
Kevin Garnett	301
Lamar Odom	255
Dwight Howard	250
Shawn Marion	244
Rasheed Wallace	236
Kendrick Perkins	234
Kobe Bryant	230
Tyson Chandler	230

MOST DEFENSIVE REBOUNDS

Tim Duncan	1,838
Kevin Garnett	1,157
Dirk Nowitzki	1,114
LeBron James	968
Kobe Bryant	889
Rasheed Wallace	863
Jason Kidd	840
Paul Pierce	750
Lamar Odom	700
Pau Gasol	699

MOST REBOUNDS

Tim Duncan	2,522
Kevin Garnett	1,458
Dirk Nowitzki	1,314
LeBron James	1,191
Kobe Bryant	1,119
Rasheed Wallace	1,099
Jason Kidd	1,058
Pau Gasol	1,014
Lamar Odom	955
Shawn Marion	896

MOST STEALS

Kobe Bryant	310
Jason Kidd	302
Derek Fisher	259
LeBron James	236
Manu Ginobili	221
Dwyane Wade	220
Rajon Rondo	181
Paul Pierce	180
Kevin Garnett	169
Tony Parker	169

MOST ASSISTS

Jason Kidd	1,263
Steve Nash	1,061
Kobe Bryant	1,040
LeBron James	924
Tony Parker	923
Rajon Rondo	845
Chauncey Billups	831
Dwyane Wade	691
Tim Duncan	682
Manu Ginobili	620

MOST BLOCKED SHOTS

Tim Duncan	516
Rasheed Wallace	225
Pau Gasol	196
Kevin Garnett	181
Dwight Howard	166
Jermaine O'Neal	164
Serge Ibaka	156
Marcus Camby	151
Dwyane Wade	148
Kendrick Perkins	147

MOST PERSONAL FOULS

Kobe Bryant	660
Rasheed Wallace	645
Derek Fisher	618
Tim Duncan	605
Kenyon Martin	458
Paul Pierce	453
Manu Ginobili	443
Kevin Garnett	406
Richard Hamilton	401
Kendrick Perkins	383

MOST DISQUALIFICATIONS

Kenyon Martin	15
Jason Collins	12
Rasheed Wallace	12
Tyson Chandler	10
Derek Fisher	8
Kendrick Perkins	8
Lamar Odom	7
Eight tied	6

HIGHEST SCORING AVERAGE

(25 games or 625 points minimum)

Player	G	FGM	FTM	Pts	Avg
Kevin Durant	54	508	420	1,546	28.6
LeBron James	138	1,327	1,022	3,871	28.1
Dirk Nowitzki	128	1,087	1,007	3,321	25.9\
Carmelo Anthony	66	589	442	1,693	25.7
Kobe Bryant	220	2,014	1,320	5,640	25.6
Derrick Rose	29	274	151	729	25.1
Dwyane Wade	132	1,129	791	3,125	23.7
Russell Westbrook	45	372	254	1,037	23.0
Vince Carter	60	464	326	1,336	22.3
Tracy McGrady	50	397	259	1,109	22.2

MOST POINTS

Kobe Bryant	5,640
Tim Duncan	4,614
LeBron James	3,871
Dirk Nowitzki	3,321
Tony Parker	3,305
Dwyane Wade	3,125
Paul Pierce	2,843
Richard Hamilton	2,571
Ray Allen	2,564
Chauncey Billups	2,526

NBA COACHES RECORDS

REGULAR SEASON

REGULAR SEASON: TOTAL VICTORIES

(Coaches who have won 250+ games in NBA history)

(2012-13 head coaches in capital letters)

Coach	W	L	Pct
Don Nelson	1,335	1,063	.557
Lenny Wilkens	1,332	1,155	.536
Jerry Sloan	1,221	803	.603
Pat Riley	1,210	694	.636
Phil Jackson	1,155	485	.704
GEORGE KARL	1,131	756	.599
Larry Brown	1,098	904	.548
RICK ADELMAN	1,002	707	.586
Bill Fitch	944	1,106	.460
Red Auerbach	938	479	.662
Dick Motta	935	1,017	.479
GREGG POPOVICH	905	423	.681
Jack Ramsay	864	783	.525
Cotton Fitzsimmons	832	775	.518
Gene Shue	784	861	.477
John MacLeod	707	657	.518
Red Holzman	696	603	.536
Mike Fratello	667	548	.549
Chuck Daly	638	437	.593
Flip Saunders	638	526	.548
Doug Moe	628	529	.543
Mike Dunleavy	613	716	.461
DOC RIVERS	587	473	.554
Alvin Attles	557	518	.518
Del Harris	556	457	.549
Rudy Tomjanovich	525	416	.558
K.C. Jones	522	362	.592
RICK CARLISLE	520	366	.587
Nate McMillan	478	452	.514
Kevin Loughery	474	662	.417
Alex Hannum	471	412	.533
Billy Cunningham	454	196	.698
SCOTT SKILES	443	433	.506
DOUG COLLINS	442	407	.521
Larry Costello	430	300	.589
Jeff Van Gundy	430	318	.575
MIKE D'ANTONI	428	371	.536
Tom Heinsohn	427	263	.619
Hobie Brown	424	495	.461
John Kundla	423	302	.583
BERNIE BICKERSTAFF	419	518	.447
BYRON SCOTT	416	521	.444
Paul Silas	387	488	.442
Stan Van Gundy	371	208	.641
Bill Russell	341	290	.540
Don Chaney	337	494	.406
ALVIN GENTRY	335	370	.475
Bill Sharman	333	240	.581
Jim Lynam	328	392	.456
Richie Guerin	327	291	.529
Al Cervi	326	241	.575
Joe Lapchick	326	247	.569
Chris Ford	323	376	.462
Paul Westphal	318	279	.533
Fred Schaus	315	245	.563
MIKE BROWN	314	167	.653
Bob Hill	310	293	.514
Stan Albeck	307	267	.535
Jim O'Brien	303	327	.481
Brian Hill	298	315	.486
Lester Harrison	295	181	.620
Maurice Cheeks	284	286	.498
LAWRENCE FRANK	279	335	.454
MIKE WOODSON	278	320	.465
Frank Layden	277	294	.485
Paul Seymour	271	241	.529
Butch Van Breda Kolff	266	253	.513
Eddie Gottlieb	263	318	.453
Jack McMahon	260	289	.474
ERIK SPOELSTRA	260	134	.660
Eddie Jordan	257	343	.428
AVERY JOHNSON	254	186	.577

REGULAR SEASON: TOTAL GAMES

Name	G
Lenny Wilkens	2,487
Don Nelson	2,398
Bill Fitch	2,050
Jerry Sloan	2,024
Larry Brown	2,002
Dick Motta	1,952
Pat Riley	1,904
GEORGE KARL	1,887
RICK ADELMAN	1,709
Jack Ramsay	1,647
Gene Shue	1,645
Phil Jackson	1,640
Cotton Fitzsimmons	1,607
Red Auerbach	1,417
John MacLeod	1,364
Mike Dunleavy	1,329
GREGG POPOVICH	1,328
Red Holzman	1,299
Mike Fratello	1,215
Flip Saunders	1,164

REGULAR SEASON: WINNING PERCENTAGE

(400 games minimum)

Name	Pct	W	L
Phil Jackson	.704	1,155	485
Billy Cunningham	.698	454	196
GREGG POPOVICH	.681	905	423
K.C. Jones	.674	522	252
Red Auerbach	.662	938	479
MIKE BROWN	.653	314	167
Stan Van Gundy	.641	371	208
Pat Riley	.636	1,210	694
Lester Harrison	.620	295	181
Tom Heinsohn	.619	427	263
Jerry Sloan	.603	1,221	803
GEORGE KARL	.599	1,131	756
Chuck Daly	.593	638	437
Larry Costello	.589	430	300
RICK CARLISLE	.587	520	366
RICK ADELMAN	.586	1,002	707
John Kundla	.583	423	302
Bill Sharman	.581	333	240
AVERY JOHNSON	.577	254	186
Al Cervi	.575	326	241

PLAYOFFS

PLAYOFFS: TOTAL VICTORIES

(2011-12 head coaches in capital letters)

Coach	W	L	Pct
Phil Jackson	229	104	.688
Pat Riley	171	111	.606
GREGG POPOVICH	133	83	.616
Larry Brown	100	93	.518
Red Auerbach	99	69	.589
Jerry Sloan	98	104	.485
K.C. Jones	81	57	.587
GEORGE KARL	80	105	.432
Lenny Wilkens	80	98	.449
RICK ADELMAN	79	78	.503
Chuck Daly	75	51	.595
Tom Nelson	75	91	.452
Billy Cunningham	66	39	.629
DOC RIVERS	64	57	.529
John Kundla	60	35	.632
Red Holzman	58	47	.552
Dick Motta	56	70	.444
Bill Fitch	55	54	.505
RICK CARLISLE	53	50	.515
Rudy Tomjanovich	51	39	.567
ERIK SPOELSTRA	50	29	.633
Stan Van Gundy	48	39	.552
MIKE BROWN	47	36	.566
Tom Heinsohn	47	33	.588
John MacLeod	47	54	.465
Flip Saunders	47	51	.480
Alex Hannum	45	34	.570
Jack Ramsay	44	58	.431
Jeff Van Gundy	44	44	.500
Mike Dunleavy	38	33	.535
Del Harris	38	50	.432

PLAYOFFS: TOTAL GAMES

Coach	G
Phil Jackson	333
Pat Riley	282
GREGG POPOVICH	216
Jerry Sloan	202
Larry Brown	193
GEORGE KARL	185
Lenny Wilkens	178
Red Auerbach	168
Don Nelson	166
RICK ADELMAN	157
K.C. Jones	138
Chuck Daly	126
Dick Motta	126
DOC RIVERS	121
Bill Fitch	109

PLAYOFFS: WINNING PERCENTAGE

(400 games minimum)

Name	Pct	W	L
Phil Jackson	.688	229	104
Butch van Breda Kolff	.636	21	12
ERIK SPOELSTRA	.633	50	29
John Kundla	.632	60	35
Billy Cunningham	.629	66	39
Larry Costello	.617	37	23
GREGG POPOVICH	.616	133	83
Larry Bird	.615	32	20
Pat Riley	.606	171	111
Chuck Daly	.595	75	51
Red Auerbach	.589	99	69
Tom Heinsohn	.588	47	33
K.C. Jones	.587	81	57
BYRON SCOTT	.579	33	24
Alex Hannum	.570	45	34

Centennial Tower • 101 Marietta Street, Ste. 1900 • Atlanta, GA 30303
(404) 827-3800 • www.hawks.com



Managing Partner and NBA Governor Bruce Levenson
Managing Partner, Alternate NBA Governor Michael Gearon
President, Hawks and Philips Arena Bob Williams
President of Basketball Operations/General Manager Danny Ferry
Assistant General Managers Wes Wilcox, Scott Wilkinson
Head Coach Mike Budenholzer
Assistant Coaches Kenny Atkinson, Darvin Ham, Taylor Jenkins,
Quin Snyder, Jim Thomas
Head Athletic Trainer Wally Blase
Associate Trainer/Rehabilitation Coordinator Pete Radulovic
Vice President of Public Relations Garin Narain
Home Court Philips Arena (18,118, built in 1999)
Radio 680 The Fan: Steve Holman
Television SportSouth: Bob Rathburn, Dominique Wilkins, Andre Aldridge



Mike Budenholzer

2013-14 SCHEDULE VS. HAWKS

12/2 Monday 7:30 p.m. in San Antonio
1/24 Friday 6:30 p.m. at Atlanta

2012-13 RESULTS VS. HAWKS

1/19 98-93 Spurs at Atlanta
4/6 99-97 Spurs in San Antonio

ALL-TIME RESULTS

76-77:	ATL 4-0	95-96:	SA 2-0
77-78:	SA 3-1	96-97:	ATL 2-0
78-79:	ATL 3-1	97-98:	Tied 1-1
79-80:	ATL 5-1	98-99:	DNP
80-81:	Tied 1-1	99-00:	SA 2-0
81-82:	Tied 1-1	00-01:	SA 2-0
82-83:	SA 2-0	01-02:	SA 2-0
83-84:	Tied 1-1	02-03:	Tied 1-1
84-85:	SA 2-0	03-04:	Tied 1-1
85-86:	Tied 1-1	04-05:	SA 2-0
86-87:	ATL 2-0	05-06:	Tied 1-1
87-88:	ATL 2-0	06-07:	SA 2-0
88-89:	Tied 1-1	07-08:	SA 2-0
89-90:	Tied 1-1	08-09:	SA 2-0
90-91:	ATL 2-0	09-10:	Tied 1-1
91-92:	SA 2-0	10-11:	SA 2-0
92-93:	ATL 2-0	11-12:	SA 1-0
93-94:	Tied 1-1	12-13:	SA 2-0
94-95:	Tied 1-1	TOTALS:	SA 45-36

SPURS-HAWKS SERIES NOTES

OVERALL RECORD: 45-36 **HOME:** 29-12 **ROAD:** 16-24 **OT:** 1-2
CURRENT STREAK: Won 5 **HOME:** W 15 **ROAD:** W 2
SPURS BIGGEST WIN: 39, 114-75 on 11/21/03 in San Antonio
SPURS BIGGEST LOSS: 24, 124-100 on 11/28/87 at Atlanta
SPURS LAST WIN AT HOME: 99-97 on 4/6/13
SPURS LAST LOSS AT HOME: 109-89 on 2/15/97
SPURS LAST WIN ON THE ROAD: 98-93 on 1/19/13
SPURS LAST LOSS ON THE ROAD: 119-114 (OT) on 3/21/10

DID YOU KNOW?

San Antonio enters the 2013-14 season with a 15-game home winning streak against the Hawks, its second longest active home winning streak against any team ... Atlanta head coach Mike Budenholzer spent 19 seasons with the Spurs ... started in the summer of 1994 as a video coordinator before becoming an assistant coach in 1996 ... served as Coach Popovich's lead assistant from 2007-13 ... Danny Ferry, president of basketball operations/GM for the Hawks, suited up for the Spurs from 2000-03 ... Atlanta assistant coaches Taylor Jenkins and Quin Snyder both served as head coach of San Antonio Spurs' D-League affiliate Austin Toros during the 2012-13 season and from 2007-10, respectively ... Atlanta scored 87 points on 40-of-53 (.755) shooting in the second half of a 143-120 Hawks win in San Antonio on 11/27/79 ... that game saw the Hawks set Spurs opponent franchise records for most field goals made in a half, most points scored in a second half and most assists by an opponent in one half with 28 ... the Hawks limited San Antonio to a franchise low 5 first quarter points on 1-of-17 shooting (.059) on 2/25/08 ... the Spurs would go on to win the game 89-74 ... Manu Ginobili set a Spurs franchise record when he reeled off 24 straight points at Atlanta on 2/21/07 ... Hawks television broadcaster and NBA Hall of Famer Dominique Wilkins played for the Spurs during the 1996-97 season ... Wilkins is Atlanta's all-time leader in games and points.

2012-13 SEASON SERIES (2-0) SAN ANTONIO SPURS VS. ATLANTA

PLAYER	G-GS	MIN	FG-FGA	PCT	3FG-FGA	PCT	FT-FTA	PCT	OFF DEF TOT	AST	PF-DO	STL	TO	BLK	PTS	AVG	HL
DUNCAN	1-1	33	12-21	.571	0-0	---	7-8	.875	0 14 14	3	2-0	0	3	4	31	31.0	31
PARKER	1-1	33	10-22	.455	0-1	.000	3-5	.600	0 4 4	12	0-0	1	1	0	23	23.0	23
LEONARD	2-2	74	11-18	.611	3-6	.500	12-14	.857	1 10 11	5	8-0	4	3	3	37	18.5	23
SPLITTER	2-2	45	9-16	.563	0-0	---	1-2	.500	2 10 12	1	4-0	1	3	1	19	9.5	14
BLAIR	2-0	42	7-15	.467	0-0	---	4-5	.800	3 11 14	2	3-0	2	2	2	18	9.0	11
BONNER	2-0	39	7-10	.700	3-4	.750	0-0	---	1 4 5	3	3-0	2	0	4	17	8.5	17
JOSEPH	1-0	31	4-12	.333	0-3	.000	0-0	---	2 1 3	3	1-0	0	1	1	8	8.0	8
GREEN	2-2	54	4-13	.308	2-6	.333	1-2	.500	1 2 3	3	5-0	1	0	1	11	5.5	7
DE COLO	2-1	36	3-10	.300	1-2	.500	2-2	1.000	2 8 10	4	5-0	0	5	0	9	4.5	6
DIAW	2-1	34	4-7	.571	1-4	.250	0-0	---	0 6 6	6	1-0	0	1	0	9	4.5	9
JACKSON	2-0	27	3-9	.333	1-6	.167	2-2	1.000	1 2 3	1	2-0	1	2	0	9	4.5	9
NEAL	2-0	33	3-13	.231	0-7	.000	0-0	---	1 2 3	2	2-0	0	2	0	6	3.0	4
SPURS	2	480	77-166	.464	11-39	.282	32-40	.800	14 74 88	45	36-0	13	24	16	197	98.5	99
HAWKS	2	480	70-168	.417	13-33	.394	37-47	.787	22 66 88	43	37-0	12	28	4	190	95.0	97

2012-13 SEASON SERIES (0-2) ATLANTA HAWKS VS. SAN ANTONIO

PLAYER	G-GS	MIN	FG-FGA	PCT	3FG-FGA	PCT	FT-FTA	PCT	OFF DEF TOT	AST	PF-DO	STL	TO	BLK	PTS	AVG	HL
SMITH	1-1	38	8-15	.533	0-1	.000	5-8	.625	1 7 8	3	2-0	1	1	0	21	21.0	21
KORVER	1-1	38	7-12	.583	5-8	.625	0-0	---	0 8 8	1	1-0	0	0	0	19	19.0	19
JENKINS	2-0	51	10-21	.476	4-9	.444	8-8	1.000	2 4 6	4	0-0	0	4	0	32	16.0	23
HARRIS	1-0	17	4-8	.500	2-3	.667	3-6	.500	0 1 1	1	2-0	0	1	0	13	13.0	13
PETRO	1-1	37	5-12	.417	0-0	---	1-1	1.000	4 11 15	1	3-0	1	1	1	11	11.0	11
SCOTT	2-0	40	8-17	.471	0-1	.000	6-8	.750	2 5 7	2	4-0	0	4	0	22	11.0	22
TEAGUE	2-2	61	9-27	.333	0-4	.000	4-4	1.000	3 4 7	14	5-0	2	5	0	22	11.0	16
HORFORD	1-1	38	4-11	.364	0-0	---	1-2	.500	4 11 15	6	3-0	0	3	1	9	9.0	9
I. JOHNSON	2-1	36	7-16	.438	0-1	.000	2-2	1.000	2 3 5	0	5-0	4	2	1	16	8.0	14
MAC (TOT)	2-0	27	5-11	.455	2-4	.500	2-2	1.000	0 1 1	8	3-0	1	2	0	14	7.0	12
MAC (ATL)	1-0	25	4-10	.400	2-4	.500	2-2	1.000	0 1 1	8	3-0	1	1	0	12	12.0	12
JONES (TOT)	3-2	65	4-14	.286	1-2	.500	7-10	.700	1 5 6	3	6-0	3	2	0	16	5.3	9
JONES (ATL)	1-1	43	2-10	.200	0-1	.000	5-6	.833	0 3 3	2	4-0	3	2	0	9	9.0	9
PACHULIA	1-1	28	2-4	.500	0-0	---	0-0	---	3 6 9	1	1-0	0	2	0	4	4.0	4
TOLLIVER	2-1	34	0-5	.000	0-1	.000	0-0	---	1 2 3	0	4-0	0	1	1	0	0.0	0
HAWKS	2	480	70-168	.417	13-33	.394	37-47	.787	22 66 88	43	37-0	12	28	4	190	95.0	97
SPURS	2	480	77-166	.464	11-39	.282	32-40	.800	14 74 88	45	36-0	13	24	16	197	98.5	99

BOSTON CELTICS



Brad Stevens

226 Causeway St. 4th Floor • Boston, MA 02114
(617) 854-8000 • www.celtics.com

Managing Partner, Governor & Chief Executive Officer Wyc Grousbeck
President Rich Gotham
President of Basketball Operations Danny Ainge
Head Coach Brad Stevens
Assistant Coaches Ron Adams, Jamie Young, Jay Larranaga,
Walter McCarty, Micah Shrewsberry
Head Athletic Trainer Ed Lacerre
Strength and Conditioning Coach Bryan Doo
Vice President of Media Relations/Alumni Relations Jeff Twiss
Home Court TD Garden (18,624, built in 1995)
Radio TBD: Sean Grande, Cedric Maxwell
Television Comcast Sportsnet: Mike Gorman, Tom Heinsohn



2013-14 SCHEDULE VS. CELTICS

11/20 Wednesday 7:30 p.m. in San Antonio
2/12 Wednesday 6:30 p.m. at Boston

2012-13 RESULTS VS. CELTICS

11/21 112-100 Spurs at Boston
12/15 103-88 Spurs in San Antonio

ALL-TIME RESULTS

76-77:	BOS 4-0	95-96:	SA 2-0
77-78:	SA 4-0	96-97:	Tied 1-1
78-79:	SA 4-0	97-98:	SA 2-0
79-80:	BOS 4-2	98-99:	DNP
80-81:	BOS 2-0	99-00:	SA 2-0
81-82:	BOS 2-0	00-01:	SA 2-0
82-83:	BOS 2-0	01-02:	SA 2-0
83-84:	BOS 2-0	02-03:	SA 2-0
84-85:	BOS 2-0	03-04:	SA 2-0
85-86:	BOS 2-0	04-05:	SA 2-0
86-87:	BOS 2-0	05-06:	SA 2-0
87-88:	BOS 2-0	06-07:	Tied 1-1
88-89:	BOS 2-0	07-08:	BOS 2-0
89-90:	Tied 1-1	08-09:	Tied 1-1
90-91:	Tied 1-1	09-10:	Ties 1-1
91-92:	Tied 1-1	10-11:	BOS 2-0
92-93:	Tied 1-1	11-12:	SA 1-0
93-94:	SA 2-0	12-13:	SA 2-0
94-95:	SA 2-0	TOTALS:	SA 43-38

SPURS-CELTICS SERIES NOTES

OVERALL RECORD: 43-38 **HOME:** 22-18 **ROAD:** 21-20 **OT:** 0-0
CURRENT STREAK: Won 3 **HOME:** W 1 **ROAD:** W 2
SPURS BIGGEST WIN: 30, 149-119 on 2/14/79 in San Antonio
SPURS BIGGEST LOSS: 41, 132-91 on 3/3/93 at Boston
SPURS LAST WIN AT HOME: 103-88 on 12/15/12
SPURS LAST LOSS AT HOME: 107-97 on 3/31/11
SPURS LAST WIN ON THE ROAD: 112-100 on 11/20/12
SPURS LAST LOSS ON THE ROAD: 105-103 on 1/5/11

DID YOU KNOW?

With a 91-85 win on 3/17/07, the Celtics snapped an 18-game winning streak the Spurs held over Boston ... prior to 3/17/07, Boston's last win against San Antonio was a 107-83 victory on 1/8/97 ... the Celtics win also snapped a 15-game road losing streak to the Silver and Black ... the last time Boston won in the Alamo City was on 2/14/90 when they defeated the Spurs 106-95 ... the Celtics held a 20-game win streak over the Spurs spanning from 1980-90... San Antonio holds the Celtics opponent record for most assists in a game with 49 on 2/14/79... the Spurs 149 points on that evening is good for third on Boston's all-time opponents high scoring list ... Celtics guard Avery Bradley (2009-10) and Spurs guard Cory Joseph (2010-11) both attended the University of Texas.

2012-13 SEASON SERIES (2-0) SAN ANTONIO SPURS VS. BOSTON

PLAYER	G-GS	MIN	FG-FGA	PCT	3FG-FGA	PCT	FT-FTA	PCT	OFF	DEF	TOT	AST	PF-DQ	STL	TO	BLK	PTS	AVG	HI
PARKER	2-2	73	20-31	.645	2-4	.500	6-9	.667	0	6	6	14	4-0	4	5	0	48	24.0	26
SPLITTER	2-1	54	15-21	.714	0-0	---	9-11	.818	2	9	11	5	5-0	2	4	2	39	19.5	23
NEAL	2-2	61	12-21	.571	5-8	.625	3-3	1.000	0	4	4	4	2-0	3	3	0	32	16.0	20
DUNCAN	2-2	64	9-25	.360	0-0	---	7-11	.636	6	21	27	6	2-0	1	6	2	25	12.5	20
GREEN	2-2	73	7-18	.389	5-11	.455	3-4	.750	0	5	5	7	5-0	1	4	0	22	11.0	12
BLAIR	1-1	20	5-7	.714	0-0	---	0-0	---	2	3	5	1	2-0	1	2	0	10	10.0	10
BONNER	1-0	15	3-6	.500	1-2	.500	0-0	---	0	0	0	3	2-0	1	0	0	7	7.0	7
DIAW	2-0	44	4-7	.571	2-4	.500	0-0	---	3	8	11	8	2-0	0	3	1	10	5.0	6
DE COLO	2-0	32	3-7	.429	1-2	.500	1-1	1.000	2	2	4	2	1-0	2	0	1	8	4.0	8
GINOBILI	2-0	28	3-10	.300	2-5	.400	0-0	---	1	3	4	4	3-0	2	0	0	8	4.0	5
ANDERSON	1-0	6	1-2	.500	1-2	.500	0-0	---	0	1	1	0	0-0	0	1	0	3	3.0	3
MILLS	1-0	12	1-3	.333	1-3	.333	0-0	---	1	0	1	0	1-0	0	1	0	3	3.0	3
SPURS	2	480	88-158	.525	20-41	.488	29-39	.744	17	62	79	54	29-0	17	31	6	215	107.5	112
CELTICS	2	480	79-158	.500	9-24	.375	21-25	.840	12	51	63	43	38-0	15	32	8	188	94.0	100

2012-13 SEASON SERIES (0-2) BOSTON CELTICS VS. SAN ANTONIO

PLAYER	G-GS	MIN	FG-FGA	PCT	3FG-FGA	PCT	FT-FTA	PCT	OFF	DEF	TOT	AST	PF-DQ	STL	TO	BLK	PTS	AVG	HI
PIERCE	2-2	66	13-24	.542	3-8	.375	8-8	1.000	0	5	5	6	1-0	4	4	2	37	18.5	19
TERRY	2-1	62	11-22	.500	5-11	.455	3-4	.750	0	3	3	4	0-0	2	5	0	30	15.0	18
RONDO	2-2	74	11-23	.478	0-2	.000	6-7	.857	1	6	7	24	7-0	2	11	0	28	14.0	22
GARNETT	2-2	62	13-27	.481	0-0	---	1-2	.500	1	8	9	4	6-0	3	0	3	27	13.5	14
GREENFORD (TOT)	2-0	35	12-23	.522	1-4	.250	0-0	---	2	3	5	2	3-0	0	2	0	25	12.5	19
BASES	2-2	47	8-15	.533	0-0	---	2-2	1.000	0	7	9	0	6-0	2	1	1	18	9.0	16
GREEN	2-0	48	7-17	.412	1-2	.500	0-1	.000	1	2	3	2	4-0	0	1	1	15	7.5	10
LEE	2-1	47	7-13	.538	0-1	.000	1-1	1.000	1	5	6	1	2-0	0	4	0	15	7.5	11
WILCOX	2-0	22	4-5	.800	0-0	---	0-0	---	1	3	4	0	7-0	0	2	0	8	4.0	6
BARBOSA	2-0	22	3-7	.429	0-0	---	0-0	---	1	2	3	2	2-0	1	1	0	6	3.0	4
SULLINGER	2-0	31	2-5	.400	0-0	---	0-0	---	4	10	14	0	3-0	1	0	1	4	2.0	2
CELTICS	2	480	79-158	.500	9-24	.375	21-25	.840	12	51	63	43	38-0	15	32	8	188	94.0	100
SPURS	2	480	83-158	.525	20-41	.488	29-39	.744	17	62	79	54	29-0	17	31	6	215	107.5	112



15 Metro Tech Center, 11th Floor • Brooklyn, NY 11201
(718) 933-3000 • www.nets.com

Principal Owner Mikhail Prokhorov
CEO, Brooklyn Nets and Barclays Center Brett D. Yormark
General Manager Billy King
Assistant General Manager Bobby Marks, Frank Zanin
Head Coach Billy King
Assistant Coaches Lawrence Frank, John Welch, Roy Rogers,
Eric Hughes, Charles Klask, Joe Prunty
Head Athletic Trainer Tim Walsh
Vice President, Public Relations Gary Sussman
Home Court Barclays Center (17,732, Built in 2012)
Radio WFAN (660 AM): Chris Carrino, Tim Capstraw
Television YES Network: Ian Eagle, Mike Fratello, Ryan Ruocco,
Jim Spanakel, Sarah Kustock



Jason Kidd

2013-14 SCHEDULE VS. NETS

12/31 Tuesday 6:00 p.m. in San Antonio
02/06 Thursday 7:00 p.m. at Brooklyn

2012-13 RESULTS VS. NETS

12/31 104-73 Spurs in San Antonio
02/10 111-86 Spurs at Brooklyn

ALL-TIME RESULTS

76-77:	SA 3-1	95-96:	SA 2-0
77-78:	SA 4-0	96-97:	NJ 2-0
78-79:	SA 4-0	97-98:	Tied 1-1
79-80:	Tied 3-3	98-99:	DNP
80-81:	SA 2-0	99-00:	SA 2-0
81-82:	Tied 1-1	00-01:	Tied 1-1
82-83:	SA 2-0	01-02:	NJ 2-0
83-84:	SA 2-0	02-03:	Tied 1-1
84-85:	SA 2-0	03-04:	SA 2-0
85-86:	Tied 1-1	04-05:	SA 2-0
86-87:	SA 2-0	05-06:	SA 2-0
87-88:	Tied 1-1	06-07:	SA 2-0
88-89:	Tied 1-1	07-08:	SA 2-0
89-90:	SA 2-0	08-09:	SA 2-0
90-91:	SA 2-0	09-10:	Tied 1-1
91-92:	Tied 1-1	10-11:	SA 2-0
92-93:	Tied 1-1	11-12:	SA 1-0
93-94:	Tied 1-1	12-13:	SA 2-0
94-95:	SA 2-0	TOTALS:	SA 62-19

SPURS-NETS SERIES NOTES

OVERALL RECORD: 62-19 **HOME:** 36-4 **ROAD:** 26-15 **OT:** 2-1
CURRENT STREAK: Won 5 **HOME:** W 10 **ROAD:** W 3
SPURS BIGGEST WIN: 41, 151-110 on 11/25/78 in San Antonio
SPURS BIGGEST LOSS: 26, 99-73 on 11/7/93 in San Antonio
SPURS LAST WIN AT HOME: 104-73 on 12/31/12
SPURS LAST LOSS AT HOME: 92-86 on 12/21/02
SPURS LAST WIN ON THE ROAD: 111-86 on 02/10/13
SPURS LAST LOSS ON THE ROAD: 90-84 on 3/29/10

DID YOU KNOW?

San Antonio enters the 2013-14 with a .900 (36-4) winning percentage at home against the Nets, its highest home winning percentage against any team ... the Spurs captured their second NBA Championship in franchise history when they defeated the Nets 4-2 in the NBA Finals on 6/15/03 ... Brooklyn head coach Jason Kidd was on that Nets team ... Tim Duncan notched his second NBA Finals MVP award after averaging 24.2 points, 17.0 boards and 5.3 assists over the six-game series ... Duncan also set a franchise playoff record with 8 blocks against New Jersey in the deciding game six ... the 2003 Finals also marked the first time that two former ABA teams met to decide an NBA Championship ... Nets assistant coach Joe Prunty got his start in the NBA as a video coordinator with the Spurs ... he spent nine seasons with the Silver and Black ascending to the role of assistant coach ... the Spurs own the Nets opponent record for most points scored in a regulation game with 151 on 11/25/78 ... San Antonio won the game 151-110.

2012-13 SEASON SERIES (2-0) SAN ANTONIO SPURS VS. BROOKLYN

PLAYER	G-GS	MIN	FG-FGA	PCT	3FG-FGA	PCT	FT-FTA	PCT	OFF DEF TOT	AST	PF-DO	STL	TO	BLK	PTS	AVG	HL
PARKER	2-2	61	21-34	.618	2-2	1.000	5-6	.833	1 3 4	17	2-0	1 1	0	49	24.5	29	
DUNCAN	1-1	25	7-12	.583	0-0	---	1-1	1.000	0 4 4	3	2-0	0 2	2	15	15.0	15	
SPLITTER	2-2	54	9-17	.529	0-0	---	5-9	.556	4 8 12	3	5-0	1 0	2	23	11.5	13	
BONNER	2-0	45	8-11	.727	5-6	.833	0-2	0.000	2 4 6	3	4-0	2 1	0	21	10.5	11	
LEONARD	2-2	48	8-11	.727	3-5	.600	0-0	---	0 6 6	3	2-0	4 1	0	19	9.5	10	
NEAL	1-0	19	4-6	.667	1-1	1.000	0-0	---	0 2 2	2	1-0	0 0	0	9	9.0	9	
GREEN	2-2	44	5-11	.455	4-8	.500	3-4	.750	0 5 5	0	2-0	3 2	3	17	8.5	14	
DIAW	2-1	44	7-9	.778	2-2	1.000	0-1	.000	2 6 8	3	2-0	2 4	1	16	8.0	10	
GINOBILI	1-0	20	3-4	.750	0-1	.000	2-3	.667	0 3 3	5	1-0	3 1	0	8	8.0	8	
DE COLO	2-0	35	6-10	.600	1-1	1.000	2-2	1.000	0 3 3	2	2-0	1 4	0	15	7.5	11	
JACKSON	2-0	44	3-9	.333	0-3	.000	4-4	1.000	1 5 6	3	1-0	2 2	1	18	9.0	6	
BLAIR	2-0	21	3-5	.600	0-0	---	1-2	.500	0 2 2	0	4-0	0 0	0	7	3.5	6	
BAYNES	1-0	4	0-0	---	0-0	---	2-2	1.000	0 1 1	0	1-0	0 0	0	2	2.0	2	
MILLS	2-0	15	2-7	.286	0-4	.000	0-0	---	0 2 2	3	1-0	0 0	0	4	2.0	4	
SPURS	2	480	86-146	.589	18-33	.545	25-36	.694	10 54 64	47	30-0	19 20	9	215	107.5	111	
NETS	2	480	82-146	.425	10-36	.278	25-34	.735	22 52 74	26	35-0	11 36	8	159	79.5	86	

2012-13 SEASON SERIES (0-2) BROOKLYN NETS VS. SAN ANTONIO

PLAYER	G-GS	MIN	FG-FG	PCT	3FG-FG	PCT	FT-FTA	PCT	OFF DEF TOT	AST	PF-DO	STL	TO	BLK	PTS	AVG	HL
J. JOHNSON	2-2	64	13-28	.464	2-8	.250	3-3	1.000	0 2 2	4	3-0	1 4	1	31	15.5	19	
LOPEZ	2-2	56	12-24	.500	0-0	---	5-6	.833	8 6 14	6	3-0	1 6	3	29	14.5	18	
D. WILLIAMS	2-2	66	8-22	.364	3-6	.500	4-4	1.000	1 2 3	4	3-0	4 5	0	23	11.5	15	
BROOKS	2-0	23	8-14	.571	1-3	.333	1-1	1.000	0 1 2	0	0-0	0 3	1	18	9.0	6	
HUMPHRIES	2-0	43	3-9	.333	0-0	---	3-4	.750	1 9 10	1	3-0	0 3	1	15	7.5	8	
BLATCHE	2-0	34	2-8	.250	0-1	.000	7-8	.875	4 8 12	2	6-0	1 4	1	11	5.5	6	
WALLACE	1-1	32	2-4	.500	1-1	1.000	0-0	---	2 1 3	1	1-0	0 2	1	5	5.0	5	
BOGANS	2-1	41	3-9	.333	2-8	.250	0-0	---	0 2 2	2	2-0	1 1	0	8	4.0	8	
WATSON	2-0	28	3-7	.429	0-4	.000	1-2	.500	0 0 0	2	1-0	1 0	0	7	3.5	4	
STACKHOUSE	1-0	19	1-5	.200	1-3	.333	0-0	---	0 0 0	0	0-0	0 1	0	3	3.0	3	
EVANS	2-2	40	2-6	.333	0-0	---	1-6	.167	4 14 18	0	4-0	1 0	0	5	2.5	4	
TAYLOR	2-0	12	2-7	.286	0-0	---	0-0	---	0 1 1	1	2-0	1 1	0	4	2.0	4	
SHENGELIA	1-0	9	0-1	.000	0-0	---	0-0	---	0 3 3	1	2-0	0 2	0	0	0.0	0	
TELETOVIC	2-0	13	0-2	.000	0-2	.000	0-0	---	1 3 4	2	0-0	0 0	0	0	0.0	0	
NETS	2	480	62-146	.425	10-36	.278	25-34	.735	22 52 74	26	35-0	11 36	8	159	79.5	86	
SPURS	2	480	86-146	.589	18-33	.545	25-36	.694	10 54 64	47	30-0	19 20	9	215	107.5	111	

CHARLOTTE BOBCATS



Steve Clifford

333 E. Trade Street • Charlotte, NC 28202
(704) 688-8600 • www.bobcats.com

Chairman Michael Jordan
President and Chief Operating Officer Fred Whitfield
President of Basketball Operations Rod Higgins
General Manager Rich Cho
Head Coach Steve Clifford
Associate Head Coach Patrick Ewing
Assistant Coaches Bob Beyer, Stephen Silas, Bob Weiss, Mark Price
Head Athletic Trainer Steve Stricker
Strength and Conditioning Coach Matt Fria
Vice President, Communications Mike Cristaldi
Home Court Time Warner Cable Arena (19,077, built in 2005)
Radio WFNZ 210 AM: Scott Lauer
Television FSN Carolinas/Sportsouth: Steve Martin,
Dell Curry, Stephanie Ready



2013-14 SCHEDULE VS. BOBCATS

02/08 Saturday 6:00 p.m. at Charlotte
02/28 Friday 7:30 p.m. in San Antonio

2012-13 RESULTS VS. BOBCATS

12/08 132-102 Spurs at Charlotte
01/30 102-78 Spurs in San Antonio

ALL-TIME RESULTS

04-05: SA 2-0
05-06: SA 2-0
06-07: Tied 1-1
07-08: SA 2-0
08-09: SA 2-0
09-10: Tied 1-1
10-11: SA 2-0
11-12: 1-0
12-13: 2-0
TOTALS: SA 15-2

SPURS-BOBCATS SERIES NOTES

OVERALL RECORD: 15-2 HOME: 8-1 ROAD: 7-1 OT: 0-1
CURRENT STREAK: Won 5 HOME: W 6 ROAD: W 2
SPURS BIGGEST WIN: 30, twice: latest 132-102 on 12/08/12 at Charlotte
SPURS BIGGEST LOSS: 16, 92-76 on 1/15/10
SPURS LAST WIN AT HOME: 102-78 on 01/30/13
SPURS LAST LOSS AT HOME: 92-85 (OT) on 11/15/06
SPURS LAST WIN ON THE ROAD: 132-102 on 12/08/12
SPURS LAST LOSS ON THE ROAD: 92-76 on 1/15/10

DID YOU KNOW?

The Spurs notched its highest point total of the 2012-13 season against the Bobcats, in a 132-102 victory in Charlotte on 12/8 ... the 30-point win tied the largest margin of victory against the Bobcats in franchise history, matching a 102-72 victory on 3/2/12 at the AT&T Center ... Charlotte Bobcats President of Basketball Operations Rod Higgins played in 12 games for the Spurs during the 1985-86 season ... current Spur Boris Diaw played four seasons for the Charlotte Bobcats (2008-12) ... in 260 career games in Charlotte, Diaw averaged 11.3 points, 5.4 rebounds and 4.3 assists.

2012-13 SEASON SERIES (2-0) SAN ANTONIO SPURS VS. CHARLOTTE

PLAYER	G-GS	MIN	FG-FGA	PCT	3FG-FGA	PCT	FT-FTA	PCT	OFF	DEF	TOT	AST	PF-DO	STL	TO	BLK	PTS	AVG	HI
PARKER	2-2	58	19-22	.864	2-2	1.000	4-5	.800	0	4	4	16	0-0	5	5	0	44	22.0	22
GREEN	2-2	53	13-16	.813	10-12	.833	4-4	1.000	1	8	9	3	1-0	4	4	3	40	20.0	23
LEONARD	1-1	34	7-10	.700	4-5	.800	0-0	---	0	5	5	0	3-0	2	0	1	18	18.0	18
SPLITTER	2-1	46	10-19	.526	0-1	.000	5-6	.833	2	8	10	4	3-0	1	2	1	25	12.5	15
DUNCAN	1-1	24	5-9	.556	0-0	---	1-2	.500	0	2	2	2	1-0	1	2	3	11	11.0	11
GINOBILI	2-0	40	7-12	.583	3-6	.500	3-3	1.000	2	7	9	13	6-0	2	3	0	20	10.0	11
BONNER	1-0	20	3-9	.333	1-3	.333	2-2	1.000	3	4	7	1	4-0	1	0	0	9	9.0	9
ANDERSON	1-0	15	2-3	.667	1-1	1.000	3-4	.750	1	1	2	1	3-0	1	0	0	8	8.0	8
MILLS	1-0	18	6-11	.545	4-6	.667	0-0	---	0	1	1	2	2-0	1	0	0	16	8.0	13
BAYNES	2-0	18	3-7	.429	0-0	---	1-2	.500	3	6	9	0	4-0	0	3	1	7	7.0	7
DIAW	2-2	50	5-10	.500	0-1	.000	2-2	1.000	0	7	7	8	6-0	2	2	0	12	6.0	8
JOSEPH	1-0	12	2-3	.667	0-0	---	2-2	1.000	1	2	3	2	0-0	0	3	0	6	6.0	6
DE COLO	2-0	40	3-14	.214	2-7	.286	2-2	1.000	2	8	10	10	5-0	2	5	1	10	5.0	10
JACKSON	1-0	21	1-6	.167	0-3	.000	1-2	.500	0	1	1	2	1-0	0	4	0	3	3.0	3
NEAL	2-1	31	2-8	.250	1-3	.333	0-0	---	0	1	1	2	3-0	1	1	0	5	2.5	5
SPURS	2	480	88-159	.553	28-50	.560	30-36	.833	15	65	80	66	42-0	23	34	10	234	117.0	132
BOBCATS	2	480	67-152	.441	10-34	.294	36-48	.750	16	46	62	31	32-0	18	36	9	180	90.0	102

2012-13 SEASON SERIES (0-2) CHARLOTTE BOBCATS VS. SAN ANTONIO

PLAYER	G-GS	MIN	FG-FGA	PCT	3FG-FGA	PCT	FT-FTA	PCT	OFF	DEF	TOT	AST	PF-DO	STL	TO	BLK	PTS	AVG	HI
WALKER	2-2	70	15-31	.484	4-9	.444	5-7	.714	0	6	6	7	3-0	3	6	0	39	19.5	23
SESSIONS	2-0	61	12-31	.387	0-2	.000	8-8	1.000	1	2	3	5	1-0	4	3	0	32	16.0	20
HENDERSON	2-1	42	8-19	.421	1-3	.333	2-4	.500	1	1	2	0	3-0	2	2	1	19	9.5	13
TAYLOR	2-1	59	9-15	.600	1-6	.167	0-0	---	0	3	5	5	7-0	2	3	1	19	9.5	10
GORDON	2-0	35	6-13	.462	2-4	.500	3-4	.750	0	1	1	3	2-0	2	2	0	17	8.5	11
ADRIEN	1-1	20	1-3	.333	0-0	---	5-6	.833	2	4	6	0	1-0	0	2	0	7	7.0	7
HIGGINS	1-0	6	3-6	.500	0-1	.000	1-2	.500	1	0	1	1	1-0	1	0	0	7	7.0	7
MULLENS	1-0	14	1-5	.200	1-5	.200	4-4	1.000	1	3	4	0	2-0	0	2	0	7	7.0	7
KIDD-GILCHRIST	2-2	54	6-12	.500	0-1	.000	0-0	---	3	6	9	7	1-0	4	3	3	12	6.0	8
WARRICK	0-0	8	1-2	.500	0-0	---	4-4	1.000	0	2	2	2	2-0	0	0	0	6	6.0	6
WILLIAMS	1-0	10	2-4	.500	1-3	.333	0-0	---	0	1	1	0	0-0	0	1	0	5	5.0	5
BIYOMBO	2-2	62	1-4	.250	0-0	---	3-6	.500	3	8	11	0	5-0	0	3	4	5	2.5	4
HAYWOOD	2-0	30	2-6	.333	0-0	---	1-2	.500	2	7	9	0	4-0	0	3	0	5	2.5	4
DIOP	1-1	9	0-1	.000	0-0	---	0-1	.000	0	2	2	1	0-0	0	1	0	0	0.0	0
MCROBERTS (TOT)	1-0	13	0-1	.000	0-0	---	0-0	---	0	3	3	2	2-0	1	2	0	0	0.0	0
BOBCATS	2	480	67-152	.441	10-34	.294	36-48	.750	16	46	62	31	32-0	18	36	9	180	90.0	102
SPURS	2	480	88-159	.553	28-50	.560	30-36	.833	15	65	80	66	42-0	23	34	10	234	117.0	132

1901 W. Madison Street • Chicago, IL 60612
(312) 455-4000 • www.bulls.com



Chairman Jerry Reinsdorf
President and Chief Operating Officer Michael Reinsdorf
Executive Vice President-Basketball Operations John Paxson
General Manager Gar Forman
Assistant General Managers Randy Brown, Brian Hagen
Head Coach Tom Thibodeau
Assistant Coaches Andy Greer, Adrain Griffin, Ed Pinckney, Mike Wilhelm
Head Athletic Trainer Fred Tedeschi
Senior Director of Public and Media Relations Tim Hallam
Home Court United Center (20,917, built in 1994)
Radio WMVP (1000 AM): Chuck Swirsky, Bill Wennington, Steve Kaskul
Spanish Radio WRTO (1200 AM): Omar Ramos, Matt Moreno
Television WGN (Ch. 9), WCUI (Ch. 26),
Comcast SportsNet Chicago: Neil Funk, Stacey King



Tom Thibodeau

2013-14 SCHEDULE VS. BULLS

01/29 Wednesday 8:30 p.m. in San Antonio
03/11 Tuesday 7:00 p.m. at Chicago

2012-13 RESULTS VS. BULLS

02/11 103-89 Spurs at Chicago
03/06 101-83 Spurs in San Antonio

ALL-TIME RESULTS

76-77:	CHI 3-1	95-96:	CHI 2-0
77-78:	Tied 2-2	96-97:	CHI 2-0
78-79:	SA 3-0	97-98:	CHI 2-0
79-80:	SA 2-0	98-99:	SA 1-0
80-81:	SA 2-0	99-00:	SA 2-0
81-82:	Tied 1-1	00-01:	Tied 1-1
82-83:	SA 2-0	01-02:	SA 2-0
83-84:	SA 2-0	02-03:	SA 2-0
84-85:	Tied 1-1	03-04:	SA 2-0
85-86:	Tied 1-1	04-05:	SA 2-0
86-87:	Tied 1-1	05-06:	Tied 1-1
87-88:	Tied 1-1	06-07:	Tied 1-1
88-89:	CHI 2-0	07-08:	SA 2-0
89-90:	Tied 1-1	08-09:	SA 2-0
90-91:	SA 2-0	09-10:	CHI 2-0
91-92:	Tied 1-1	10-11:	Tied 1-1
92-93:	SA 2-0	11-12:	CHI 1-0
93-94:	Tied 1-1	12-13:	SA 2-0
94-95:	Tied 1-1	TOTALS:	SA 48-29

SPURS-BULLS SERIES NOTES

OVERALL RECORD: 48-29 **HOME:** 28-10 **ROAD:** 20-19 **OT:** 3-1
CURRENT STREAK: Won 2 **HOME:** W 1 **ROAD:** W 1
SPURS BIGGEST WIN: 29 two times, latest 131-102 on 12/2/83 in San Antonio
SPURS BIGGEST LOSS: 42, 111-69 on 3/5/97 at Chicago
SPURS LAST WIN AT HOME: 103-94 on 11/17/10
SPURS LAST LOSS AT HOME: 96-89 on 02/29
SPURS LAST WIN ON THE ROAD: 92-87 on 1/17/09
SPURS LAST LOSS ON THE ROAD: 109-99 on 2/17/11

DID YOU KNOW?

Chicago head coach Tom Thibodeau was an assistant for the Silver and Black from 1992-94 ... the Spurs set their regular season single game attendance record when 37,492 fans packed the Alamodome to see the Spurs face Michael Jordan and the Bulls on 3/14/98 ... the Bulls won the game 96-86 ... the Spurs tied a franchise high with 20 blocked shots vs. Chicago on 11/26/99 ... six-time NBA All-Star Artis Gilmore averaged 19.3 points and 11.1 rebounds in 482 games with the Bulls (1976-82, 1987) and 16.1 points and 9.7 rebounds in 380 games with the Spurs (1982-87) ... Spurs guard Marco Belinelli spent the 2012-13 season with the Bulls, averaging 9.0 points and 1.8 rebounds in 73 games ... Bulls center Joakim Noah and Spurs forward Matt Bonner both attended the University of Florida ... Bonner was originally drafted by the Chicago Bulls in the second round (45th overall) in the 2003 NBA Draft.

2012-13 SEASON SERIES (2-0) SAN ANTONIO SPURS VS. CHICAGO

PLAYER	G-GS	MIN	FG-FGA	PCT	3FG-FGA	PCT	FT-FTA	PCT	OFF DEF TOT	AST	PF-DO	STL	TO	BLK	PTS	AVG	HI
LEONARD	2-2	76	17-29	.586	1-4	.250	5-8	.625	0 11 11	2	1-0	2	1	1	40	20.0	26
DUNCAN	1-1	33	7-13	.538	0-0	---	4-6	.667	2 8 10	1	0-0	1	2	5	18	18.0	18
GINOBI	1-0	26	7-14	.500	3-5	.600	1-1	1.000	1 2 3	9	2-0	0	4	0	18	18.0	18
NEAL	1-0	24	7-14	.500	2-2	1.000	0-0	---	1 2 3	2	1-0	0	1	0	16	16.0	16
SPLITTER	2-2	65	10-15	.667	0-0	---	9-12	.750	0 15 15	5	2-0	2	3	0	29	14.5	16
GREEN	2-2	61	8-15	.533	4-8	.500	5-5	1.000	1 6 7	5	3-0	1	2	0	25	12.5	18
DIAW	2-1	48	6-10	.600	1-1	1.000	2-2	1.000	1 4 5	4	2-0	4	1	1	15	7.5	10
MILLS	2-0	28	6-9	.667	3-4	.750	0-0	---	0 2 2	2	2-0	1	0	0	15	7.5	13
JACKSON	1-0	17	2-5	.400	1-2	.500	2-2	1.000	0 5 5	1	0-0	0	3	0	7	7.0	7
DE COLO	2-1	35	4-12	.333	1-4	.250	2-2	1.000	0 2 2	7	5-0	3	2	0	11	5.5	9
JOSEPH	1-1	24	2-5	.400	0-0	---	0-0	---	1 4 5	2	1-0	1	0	0	4	4.0	4
BLAIR	2-0	14	2-3	.667	0-0	---	0-0	---	0 4 4	1	3-0	2	1	0	4	2.0	4
BONNER	2-0	28	1-5	.200	0-0	---	0-0	---	0 1 1	2	4-0	0	0	1	2	1.0	2
BAYNES	1-0	1	0-0	---	0-0	---	0-0	---	0 0 0	0	1-0	0	0	0	0	0.0	0
SPURS	2	485	79-149	.530	16-30	.533	30-38	.789	7 66 73	43	27-0	17	21	8	204	102.0	103
BULLS	2	480	70-168	.417	11-32	.344	21-28	.750	31 59 90	41	38-0	16	27	10	172	86.0	89

2012-13 SEASON SERIES (0-2) CHICAGO BULLS VS. SAN ANTONIO

PLAYER	G-GS	MIN	FG-FGA	PCT	3FG-FGA	PCT	FT-FTA	PCT	OFF DEF TOT	AST	PF-DO	STL	TO	BLK	PTS	AVG	HI
HAMILTON	1-1	27	8-11	.727	0-1	.000	0-0	---	0 1 1	0	4-0	0	2	0	16	16.0	16
DENG	2-2	79	12-30	.400	1-5	.200	5-6	.833	10 8 18	4	3-0	2	5	1	30	15.0	19
BELINELLI	2-1	60	10-22	.455	4-9	.444	3-4	.750	1 3 4	9	3-0	1	3	1	27	13.5	21
ROBINSON	2-2	63	11-28	.393	2-10	.200	3-4	.750	0 3 3	12	4-0	4	4	2	27	13.5	20
BOOZER	2-2	59	12-29	.414	0-0	---	0-0	---	3 13 16	2	7-0	3	3	0	24	12.0	14
NOAH	2-2	72	7-18	.389	0-0	---	1-2	.500	11 17 28	6	9-0	1	4	5	15	7.5	8
BUTLER	2-0	47	3-9	.333	1-3	.333	7-8	.875	3 2 5	2	2-0	3	2	0	14	7.0	9
GIBSON	1-0	25	3-7	.429	0-0	---	0-2	.000	2 6 8	2	3-0	1	1	2	6	6.0	6
TEAGUE	2-0	25	4-8	.500	3-4	.750	0-0	---	0 3 3	4	2-0	1	1	0	11	5.5	11
COOK (TOT)	5-0	35	4-17	.235	2-6	.333	1-1	1.000	1 2 3	1	1-0	2	0	0	11	2.2	8
COOK (CHI)	2-0	7	0-4	.000	0-0	---	0-0	---	0 0 0	0	0-0	0	0	0	0	0.0	0
MOHAMMED	1-0	13	0-1	.000	0-0	---	2-2	1.000	0 3 3	0	0-0	0	2	0	2	2.0	2
AMUNDSON	1-0	2	0-1	.000	0-0	---	0-0	---	1 0 1	0	0-0	0	0	0	0	0.0	0
BULLS	2	480	70-168	.417	11-32	.344	21-28	.750	31 59 90	41	38-0	16	27	10	172	86.0	89
SPURS	2	480	79-149	.530	16-30	.533	30-38	.789	7 66 73	43	27-0	17	21	8	204	102.0	103

CLEVELAND CAVALIERS



Mike Brown

One Center Court • Cleveland, OH 44115-4001
(216) 420-2000 • www.cavs.com

Majority Owner/Chairman Dan Gilbert
Vice Chairmen Jeff Cohen, Nate Forbes
General Manager Chris Grant
Vice President of Basketball Operations David Griffin
Assistant General Manager Trent Redden
Head Coach Mike Brown
Assistant Coaches Bernie Bickerstaff, Jim Boylan, Igor Kokoskov
Head Athletic Trainer Bret Brielmaier, Jamahl Mosley
Senior Vice President of Communications/Broadcasting Stephen Spiro
Home Court Quicken Loans Arena (20,562, built in 1994)
Radio WTAM (1100 AM): John Michael, Jim Chones, Mike Snyder
Television FOX Sports Ohio: Fred McLeod, Austin Carr, Allie Clifton



2013-14 SCHEDULE VS. CAVALIERS

11/23 Saturday 7:30 p.m. in San Antonio
03/04 Tuesday 6:00 p.m. at Cleveland

2012-13 RESULTS VS. CAVALIERS

02/13 96-95 Spurs at Cleveland
03/16 119-113 Spurs in San Antonio

ALL-TIME RESULTS

76-77:	Tied 2-2	95-96:	SA 2-0
77-78:	SA 4-0	96-97:	SA 2-0
78-79:	SA 4-0	97-98:	SA 2-0
79-80:	CLE 4-2	98-99:	CLE 1-0
80-81:	Tied 1-1	99-00:	Tied 1-1
81-82:	SA 2-0	00-01:	SA 2-0
82-83:	SA 2-0	01-02:	Tied 1-1
83-84:	Tied 1-1	02-03:	SA 2-0
84-85:	Tied 1-1	03-04:	Tied 1-1
85-86:	Tied 1-1	04-05:	SA 2-0
86-87:	Tied 1-1	05-06:	Tied 1-1
87-88:	CLE 2-0	06-07:	CLE 2-0
88-89:	CLE 2-0	07-08:	Tied 1-1
89-90:	Tied 1-1	08-09:	CLE 2-0
90-91:	SA 2-0	09-10:	Tied 1-1
91-92:	Tied 1-1	10-11:	SA 2-0
92-93:	Tied 1-1	11-12:	SA 2-0
93-94:	SA 2-0	12-13:	SA 2-0
94-95:	SA 2-0	TOTALS:	SA 54-29

SPURS-CAVS SERIES NOTES

OVERALL RECORD: 54-29 HOME: 35-6 ROAD: 19-23 OT: 2-0
CURRENT STREAK: Won 7 HOME: W 4 ROAD: W 3
SPURS BIGGEST WIN: 35, 125-90 on 04/03/12 at Cleveland
SPURS BIGGEST LOSS: 37, 127-90 on 3/23/03 at Cleveland
SPURS LAST WIN AT HOME: 119-113 on 03/16/13
SPURS LAST LOSS AT HOME: 97-86 on 2/27/09
SPURS LAST WIN ON THE ROAD: 96-95 on 02/13/13
SPURS LAST LOSS ON THE ROAD: 97-95 on 3/8/10

DID YOU KNOW?

The Spurs swept the Cavaliers 4-0 in the 2007 NBA Finals, claiming San Antonio its fourth championship ... Tony Parker was named Finals MVP after averaging 24.5 points, 5.0 rebounds and 3.3 assists ... Cavaliers head coach Mike Brown spent time under Gregg Popovich as an assistant coach for three seasons (2000-03) ... Brown was on the bench for the Spurs 2003 NBA Championship ... the Spurs set a franchise record for field goal percentage in a half vs. Cleveland on 12/11/04 shooting .839 (26-31) in the first half ... Spurs guard Danny Green (2005-09) and Cavaliers C Tyler Zeller (2008-12) both attended the University of North Carolina, helping the Tarheels to a 2009 NCAA Championship ... Green was originally drafted by the Cavaliers in the second round (46th overall) in the 2009 NBA Draft ... Cavaliers forward Tristan Thompson and Spurs guard Cory Joseph were teammates on the Canadian national team for the 2013 FIBA Americas Championship ... Thompson (2010-11) and Joseph (2010-11) were also teammates at the University of Texas.

2012-13 SEASON SERIES (2-0) SAN ANTONIO SPURS VS. CLEVELAND

PLAYER	G-GS	MIN	FG-FGA	PCT	3FG-FGA	PCT	FT-FTA	PCT	OFF	DEF	TOT	AST	PF	DO	STL	TO	BLK	PTS	AVG	HI
PARKER	1-1	34	8-14	.571	0-1	.000	8-8	1.000	1	5	6	7	1-0	0	3	0	24	24.0	24	
DUNCAN	2-2	60	19-34	.559	0-0	---	5-6	.833	4	14	18	7	2-0	0	6	10	43	21.5	30	
LEONARD	2-2	66	13-26	.500	2-4	.500	9-10	.900	6	17	23	6	3-0	3	5	6	37	18.5	24	
GINOBILI	2-0	36	6-13	.462	2-5	.400	5-8	.625	0	1	1	16	3-0	1	4	0	19	9.5	14	
SPLITTER	2-2	54	5-9	.556	0-0	---	6-7	.857	4	7	11	3	5-0	2	3	1	16	8.0	10	
NEAL	2-0	28	6-12	.500	3-7	.429	0-0	---	1	1	2	2	3-0	0	1	0	15	7.5	15	
BLAIR	2-0	25	7-9	.778	0-0	---	0-1	.000	2	3	5	3	3-0	0	0	0	14	7.0	12	
JOSEPH	1-1	18	3-4	.750	0-0	---	1-2	.500	0	0	0	3	4-0	1	1	0	7	7.0	7	
DE COLO	2-0	36	5-9	.556	3-4	.750	0-0	---	0	4	4	3	3-0	0	1	0	13	6.5	11	
GREEN	2-2	55	4-13	.308	0-6	.000	4-5	.800	1	5	6	9	3-0	5	3	0	12	6.0	16	
JACKSON	1-0	18	2-7	.286	1-5	.200	0-0	---	0	2	2	0	2-0	1	2	0	5	5.0	5	
DIAW	2-0	42	4-10	.400	0-3	.000	0-0	---	3	6	9	2	2-0	1	2	0	8	4.0	8	
BONNER	1-0	9	1-2	.500	0-1	.000	0-0	---	0	0	0	0	2-0	0	0	0	2	2.0	2	
SPURS	2	480	83-162	.512	11-36	.306	38-47	.809	22	65	87	57	36-0	14	31	17	215	107.5	119	
CAVALIERS	2	480	83-182	.456	9-26	.346	33-46	.717	25	52	77	46	42-0	21	22	8	208	104.0	113	

2012-13 SEASON SERIES (0-2) CLEVELAND CAVALIERS VS. SAN ANTONIO

PLAYER	G-GS	MIN	FG-FGA	PCT	3FG-FGA	PCT	FT-FTA	PCT	OFF	DEF	TOT	AST	PF	DO	STL	TO	BLK	PTS	AVG	HI
WAITERS	2-2	61	14-27	.519	1-2	.500	6-8	.750	1	6	7	5	1-0	2	3	0	35	17.5	20	
LIVINGSTON (TOT) 2-1	53	12-21	.571	0-0	---	0-0	---	---	1	5	6	9	5-0	2	2	0	24	12.0	16	
LIVINGSTON (CLE) 1-1	53	12-21	.571	0-0	---	0-0	---	---	1	5	6	9	5-0	2	2	0	24	12.0	16	
GEE	2-2	54	7-12	.583	0-1	.000	8-10	.800	1	5	6	2	6-0	5	3	0	22	11.0	15	
ZELLER	2-2	50	10-14	.714	0-0	---	2-2	1.000	3	7	10	4	7-0	0	3	1	22	11.0	16	
MILES	2-0	39	6-18	.333	3-9	.333	3-4	.750	1	6	7	1	2-0	1	0	0	18	9.0	10	
THOMPSON	2-2	58	8-25	.320	0-1	.000	2-7	.286	7	8	15	1	5-0	3	4	2	18	9.0	10	
SPEIGHTS (TOT) 5-0	70	14-36	.389	0-1	.000	9-12	.750	12	15	27	0	9-0	1	2	9	37	7.4	19		
SPEIGHTS (CLE) 2-0	39	11-25	.440	0-1	.000	6-8	.750	10	6	16	0	6-0	1	0	4	28	14.0	19		
ELLINGTON (TOT) 5-1	92	12-29	.414	4-12	.333	7-8	.875	0	7	7	4	2-0	3	1	0	35	7.0	21		
ELLINGTON (CLE) 2-0	40	10-19	.526	4-9	.444	2-2	1.000	0	3	3	2	2-0	2	1	0	26	13.0	21		
IRVING	1-1	32	2-15	.133	0-1	.000	2-2	1.000	0	3	3	7	5-0	1	2	1	6	6.0	6	
WALTON	2-0	40	2-4	.500	1-2	.500	2-2	1.000	1	1	2	10	4-0	3	2	0	7	3.5	4	
GIBSON	1-0	15	1-2	.500	0-0	---	0-1	.000	0	2	2	5	1-0	1	0	0	2	2.0	2	
SELBY (TOT) 1-0	4	1-2	.500	0-1	.000	0-0	---	---	0	0	0	0	0-0	0	0	0	2	2.0	2	

American Airlines Center • 2500 Victory Avenue • Dallas, TX 75219
(214) 665-4660 • www.mavs.com



Owner Mark Cuban
President & CEO Terdema Ussery
President of Basketball Operations Donn Nelson
General Manager Gersson Rosas
Head Coach Rick Carlisle
Assistant Coaches : Kaleb Canales, Monte Mathis, Tony Brown, Darrell Armstrong
Assistant General Manager Keith Grant
Head Athletic Trainer Casey Smith
Director of Basketball Communications Sarah Melton
Home Court American Airlines Center (19,200, built in 2001)
Radio ESPN Radio (103.3 FM): Chuck Copperstein, Brad Davis
Spanish Radio Univision America (1270 AM): Victor Villalba
Television FOX Sports Southwest: Mark Followill, Derek Harper, Jeff Wade



Rick Carlisle

2013-14 SCHEDULE VS. MAVERICKS

12/26	Thursday	7:30 p.m.	at Dallas
01/08	Wednesday	6:00 p.m.	in San Antonio
03/02	Sunday	6:00 p.m.	in San Antonio
04/10	Thursday	7:00 p.m.	at Dallas

2012-13 RESULTS VS. MAVERICKS

12/23	129-91	Spurs in San Antonio
12/30	111-86	Spurs at Dallas
01/23	113-107	Spurs at Dallas
03/14	92-91	Spurs in San Antonio

ALL-TIME RESULTS

80-81: SA 5-1	97-98: SA 4-0
81-82: SA 5-1	98-99: SA 3-1
82-83: SA 4-2	99-00: Tied 2-2
83-84: DAL 4-2	00-01: SA 3-1
84-85: DAL 4-2	01-02: SA 3-1
85-86: DAL 4-2	02-03: Tied 2-2
86-87: DAL 4-2	03-04: DAL 3-1
87-88: DAL 5-1	04-05: SA 3-1
88-89: DAL 5-1	05-06: Tied 2-2
89-90: DAL 3-2	06-07: DAL 3-1
90-91: SA 4-1	07-08: SA 3-1
91-92: SA 5-0	08-09: Tied 2-2
92-93: SA 5-0	09-10: DAL 3-1
93-94: SA 5-0	10-11: SA 3-1
94-95: SA 3-2	11-12: Tied 2-2
95-96: Tied 2-2	12-13: SA 4-0
96-97: SA 3-1	TOTALS: SA 92-64

SPURS-MAVERICKS SERIES NOTES

OVERALL RECORD: 92-64 **HOME:** 52-26 **ROAD:** 40-38 **OT:** 3-4
CURRENT STREAK: Won 5 **HOME:** W 5 **ROAD:** W 2
SPURS BIGGEST WIN: 41, 140-99 on 11/1/91 in San Antonio
SPURS BIGGEST LOSS: 44, 126-82 on 1/27/89 at Dallas
SPURS LAST WIN AT HOME: 92-91 on 03/14/13
SPURS LAST LOSS AT HOME: 103-94 on 11/26/10
SPURS LAST WIN ON THE ROAD: 113-107 on 3/02/13
SPURS LAST LOSS ON THE ROAD: 106-99 on 03/17/12

DID YOU KNOW?

The Spurs franchise was originally located in Dallas ... the Chaparrals as they were called moved to the Alamo City in 1973 after being sold to a group of local investors ... the first game in Mavs history was a 103-92 win over the Spurs on 10/11/80 ... the Spurs set an NBA record by shooting 70.7% (53-75) from the field in a 132-120 win over the Mavericks on 4/16/83 ... Tim Duncan set a career-high with 53 points against the Mavericks on 12/26/01 ... Duncan's 53 points is tied for the fourth highest point total in Spurs history ... Duncan also set a Spurs playoff record for points in a quarter on 5/17/06 after scoring 21 in the second quarter in Game 5 of the Western Conference semifinals ... in San Antonio's 133-126 double-overtime victory on 12/9/08 the Spurs set a franchise record by scoring 17 points in the second overtime period, the most points scored by the Silver and Black in an overtime period ... Spurs guard Danny Green and Mavericks guard Wayne Ellington were teammates at the University of North Carolina, helping the Tarheels to a 2009 NCAA National Championship ... Spurs players Tony Parker, Nando De Colo, Boris Diaw and Mavericks Rodrigue Beaubois are all from France and have all played together on the French National team ... Mavericks forward DeJuan Blair was originally drafted by the San Antonio Spurs in the second round (37th overall) and played in 288 games, averaging 7.8 points, 5.8 rebounds in 18.9 minutes.

2012-13 SEASON SERIES (4-0) SAN ANTONIO SPURS VS. DALLAS

PLAYER	G-GS	MIN	FG-FGA	PCT	3FG-FGA	PCT	FT-FTA	PCT	OFF DEF TOT	AST	PF-DO	STL	TO	BLK	PTS	AVG	HL
PARKER	3-3	92	24-42	.571	2-4	.500	12-15	.800	1 5 9	10	25	4-0	1 13	1	62	20.7	23
DUNCAN	3-3	88	26-49	.531	0-0	---	9-11	.818	7 27 34	8	4-0	1 4	6	61	20.3	28	
GREEN	4-4	109	19-35	.543	14-19	.737	0-0	---	2 7 9	8	5-0	7 4	3	52	13.0	25	
NEAL	3-0	63	14-30	.467	5-9	.556	4-4	1.000	0 5 5	10	4-0	2 3	0	37	12.3	18	
LEONARD	4-4	116	15-38	.395	7-18	.389	7-7	1.000	4 21 25	8	0-0	10 3	1	44	11.0	17	
SPLITTER	4-4	109	13-28	.464	0-0	---	13-18	.722	8 27 35	4	6-0	3 7	1	39	9.8	13	
DIAW	4-1	90	15-28	.536	4-7	.571	2-4	.500	5 7 12	10	0-0	4 2	3	36	9.0	10	
GINOBILI	4-0	83	10-27	.370	3-8	.375	10-11	.909	2 14 16	24	4-0	7 5	0	33	8.3	20	
BLAIR	4-0	41	11-17	.647	0-0	---	3-6	.500	2 10 12	0	9-0	1 5	0	25	6.3	22	
MILLS	2-0	27	5-10	.500	2-5	.400	0-0	---	0 1 1	1	5-0	1 0	0	12	6.0	7	
JACKSON	4-0	71	7-17	.412	3-9	.333	5-6	.833	0 12 12	5	1-0	0 6	0	22	5.5	14	
BONNER	3-0	32	5-7	.714	2-4	.500	0-0	---	1 2 3	2	1-0	1 0	0	12	4.0	8	
JOSEPH	1-1	13	2-3	.667	0-0	---	0-0	---	0 1 1	2	0-0	1 0	0	4	4.0	4	
DE COLO	3-0	27	2-7	.286	0-2	.000	2-2	1.000	1 4 5	7	6-0	2 4	0	6	2.0	4	
BAYNES	1-0	1	0-0	---	0-0	---	0-0	---	0 0 0	0	0-0	0 1	0	0	0.0	0	

2012-13 SEASON SERIES (0-4) DALLAS MAVERICKS VS. SAN ANTONIO

PLAYER	G-GS	MIN	FG-FGA	PCT	3FG-FGA	PCT	FT-FTA	PCT	OFF DEF TOT	AST	PF-DO	STL	TO	BLK	PTS	AVG	HL
COLLISON	4-2	112	26-40	.650	1-3	.333	5-6	.833	1 11 12	13	6-0	4 7	0	58	14.5	18	
CARTER	4-1	94	21-44	.477	6-16	.375	5-5	1.000	4 12 16	8	10-0	2 5	3	53	13.3	17	
NOWITZKI	4-2	111	18-43	.419	4-9	.444	12-13	.923	2 24 26	9	7-0	5 4	4	52	13.0	21	
MAYO	4-4	126	18-48	.375	0-11	.000	3-4	.750	1 6 7	17	9-0	5 11	0	39	9.8	14	
KAMAN	4-3	68	17-32	.531	0-0	---	3-4	.750	5 11 16	5	7-0	3 7	3	37	9.3	13	
BRAND	4-1	84	15-33	.455	0-0	---	1-1	1.000	10 18 28	2	12-0	2 2	4	31	7.8	14	
BEAUBOIS	3-0	45	7-17	.412	2-8	.250	5-5	1.000	1 3 4	5	4-0	0 3	1	21	7.0	19	
M. JAMES	2-1	47	5-13	.385	3-5	.600	1-2	.500	0 3 3	6	4-0	1 3	0	14	7.0	10	
B. WRIGHT	3-0	42	8-18	.444	0-1	.000	2-5	.400	6 6 12	4	1-0	1 1	2	18	6.0	10	
CROWDER	4-1	81	8-21	.381	3-7	.429	4-4	1.000	3 15 18	5	10-0	4 5	2	23	5.8	9	
B. JAMES	1-0	10	1-3	.333	0-1	.000	2-2	1.000	1 2 3	0	2-0	1 0	1	4	4.0	4	
DA. JONES	2-1	22	2-4	.500	1-1	1.000	2-4	.500	1 2 3	1	2-0	0 0	0	7	3.5	7	
MARION	3-3	69	3-16	.188	0-2	.000	2-2	1.000	3 13 16	5	3-0	2 5	4	8	2.7	4	
DOUGLAS-ROBERTS	2-0	26	1-4	.250	0-2	.000	3-4	.750	0 1 1	1	2	3-0	2	1	0	5	2.53
DO. JONES	2-1	24	1-7	.143	0-1	.000	3-6	.500	1 1 2	4	1-0	2 2	0	5	2.5	5	
MAVERICKS	4	960	151-343	.440	20-67	.299	53-67	.791	39 128 167	86	81-0	34 58	24	375	9.3	107	
SPURS	4	960	168-338	.497	42-85	.494	67-84	.798	33 147 180	114	58-0	41 60	15	445	11.3	129	

DENVER NUGGETS



Brian Shaw

Pepsi Center, 1000 Chopper Place • Denver, CO 80204
(303) 405-1100 • www.nuggets.com

Owner E. Stanley Kroenke
President & Governor Josh Kroenke
General Manager & Executive V.P. of Basketball Operations Tim Connelly
Assistant General Manager Arturas Karnisovas
Director of Basketball Operations Ben Tenzer
Head Coach Brian Shaw
Assistant Coaches Lester Conner, Melvin Hunt, Patrick Mutumbo, Chris Farr
Head Athletic Trainer/Traveling Secretary Jim Gillen
Director of Media Relations Tim Gell
Home Court Pepsi Center (19,155, built in 1999)
Radio KRWZ (950 AM) & KCKK (1510 AM/93.7 FM): Jason Kosmicki
Television Altitude Sports & Entertainment: Chris Marlowe, Scott Hastings



2013-14 SCHEDULE VS. NUGGETS

11/05 Tuesday 8:00 p.m. at Denver
03/26 Wednesday 7:30 p.m. in San Antonio
03/28 Friday 8:00 p.m. at Denver

2012-13 RESULTS VS. NUGGETS

11/17 126-100 Spurs in San Antonio
12/18 122-106 Nuggets at Denver
03/27 100-99 Spurs in San Antonio
04/10 96-86 Nuggets at Denver

ALL-TIME RESULTS

76-77: SA 2-1
77-78: DEN 2-1
78-79: DEN 3-1
79-80: Tied 1-1
80-81: SA 4-2
81-82: SA 4-2
82-83: SA 4-2
83-84: Tied 3-3
84-85: Tied 3-3
85-86: Tied 3-3
86-87: DEN 5-1
87-88: DEN 5-1
88-89: Tied 3-3
89-90: SA 3-1
90-91: SA 4-1
91-92: SA 4-1
92-93: SA 4-1
93-94: SA 4-2
94-95: SA 4-1

95-96: SA 4-0
96-97: Tied 2-2
97-98: SA 4-0
98-99: SA 4-0
99-00: SA 3-1
00-01: Tied 2-2
01-02: SA 4-0
02-03: SA 3-1
03-04: SA 3-1
04-05: Tied 2-2
05-06: Tied 2-2
06-07: SA 2-1
07-08: Tied 2-2
08-09: DEN 2-1
09-10: Tied 2-2
10-11: SA 3-1
11-12: SA 2-1
12-13: Tied 2-2
TOTALS: SA 101-64

SPURS-NUGGETS SERIES NOTES

OVERALL RECORD: 101-64 HOME: 64-19 ROAD: 37-45 OT: 3-2
CURRENT STREAK: Lost 1 HOME: W 2 ROAD: L 2
SPURS BIGGEST WIN: 35 two times, latest 109-74 on 12/21/01 in San Antonio
SPURS BIGGEST LOSS: 30, 134-104 on 10/31/86 at Denver
SPURS LAST WIN AT HOME: 100-99 on 03/27/13
SPURS LAST LOSS AT HOME: 99-94 on 03/04/12
SPURS LAST WIN ON THE ROAD: 114-99 on 02/23/12
SPURS LAST LOSS ON THE ROAD: 96-86 on 04/10/13

DID YOU KNOW?

Spurs assistant coach Chip Engelland spent two seasons (2003-05) with the Nuggets, serving as an assistant coach/player development ... San Antonio held the Nuggets to an NBA-low 3 points in the first quarter on 11/27/02 ... Tim Duncan holds two Pepsi Center opponent records: Duncan had 8 steals on 2/9/00 and blocked 8 shots on 10/29/03 ... Spurs Hall of Famer George Gervin scored 53 points vs. Denver on 1/8/80, the most ever by a Spurs player in the HemisFair Arena ... Spurs guard Danny Green and Nuggets guard Ty Lawson were teammates at the University of North Carolina, leading the Tarheels to a 2009 NCAA National Championship.

2012-13 SEASON SERIES (2-2) SAN ANTONIO SPURS VS. DENVER

PLAYER	G-GS	MIN	FG-FGA	PCT	3FG-FGA	PCT	FT-FTA	PCT	OFF	DEF	TOT	AST	PF-DO	STL	TO	BLK	PTS	AVG	HI
DUNCAN	4-4	126	31-65	.477	1-1	1.000	22-26	.846	9	31	40	11	7-0	4	8	14	85	21.3	31
GINOBILI	3-0	80	16-34	.471	8-17	.471	5-6	.833	1	7	8	14	9-0	4	9	2	45	15.0	20
PARKER	3-3	96	17-41	.415	3-4	.750	8-9	.889	3	9	12	21	6-0	2	6	0	45	15.0	18
GREEN	4-4	106	18-43	.419	10-24	.417	2-4	.500	2	8	10	4	6-0	5	5	2	48	12.0	20
BLAIR	3-1	54	13-19	.684	0-0	---	7-9	.778	8	7	15	4	10-0	2	5	1	33	11.0	19
NEAL	2-1	37	7-20	.350	4-10	.400	2-3	.667	0	3	3	4	1-0	3	3	0	20	10.0	17
LEONARD	2-2	67	8-17	.471	1-2	.500	2-3	.667	5	13	18	4	0-0	5	1	0	19	9.5	11
MILLS	3-0	58	10-25	.400	7-16	.438	0-1	.000	0	2	2	6	7-0	3	1	1	27	9.0	15
SPLITTER	4-3	90	13-28	.464	0-0	---	9-13	.692	5	11	16	9	7-0	6	6	3	35	8.8	10
JOSEPH	2-0	40	3-10	.300	2-3	.667	3-4	.750	2	2	4	5	2-0	0	3	2	11	5.5	6
DIAW	3-0	73	6-8	.750	1-2	.500	2-2	1.000	2	10	12	9	6-0	2	5	2	15	5.0	9
JACKSON	3-1	56	6-20	.300	2-10	.200	0-0	---	5	7	12	4	9-0	2	6	0	14	4.7	9
DE COLO	3-1	44	4-6	.500	2-4	.500	2-2	1.000	1	3	4	8	5-0	2	1	0	10	3.3	5
BONNER	3-0	28	3-8	.375	3-6	.500	0-0	---	2	5	7	2	4-0	0	0	1	9	3.0	6
BAYNES	1-0	6	1-2	.500	0-0	---	0-0	---	1	2	3	0	1-0	0	0	1	2	2.0	2
SPURS	4	960	155-346	.448	44-99	.444	64-82	.780	46	120	166	105	80-0	40	62	29	418	104.5	126

2012-13 SEASON SERIES (2-2) DENVER NUGGETS VS. SAN ANTONIO

PLAYER	G-GS	MIN	FG-FGA	PCT	3FG-FGA	PCT	FT-FTA	PCT	OFF	DEF	TOT	AST	PF-DO	STL	TO	BLK	PTS	AVG	HI
CHANDLER	2-1	75	17-33	.515	3-8	.375	7-7	1.000	4	9	13	7	5-0	3	4	1	44	22.0	29
GALLINARI	3-3	95	19-43	.442	3-14	.214	14-15	.933	3	19	22	5	3-0	3	9	1	55	18.3	28
BREWER	4-0	113	25-55	.455	6-15	.400	10-18	.556	3	14	17	7	9-0	4	5	0	66	16.5	28
FARIED	4-4	103	18-31	.581	0-0	---	12-17	.706	8	19	27	3	12-0	3	8	2	48	12.0	19
IGUODALA	4-4	145	18-37	.486	3-6	.500	6-11	.545	6	21	27	26	7-0	6	15	1	45	11.3	14
MCREE	4-0	74	20-31	.645	0-0	---	5-11	.455	10	22	32	2	8-0	5	4	12	45	11.3	21
A. MILLER	4-1	104	14-34	.412	0-0	---	10-12	.833	2	10	12	23	6-0	3	7	1	38	9.5	14
LAWSON	3-3	92	10-35	.286	0-6	.000	7-9	.778	1	2	3	13	7-0	6	8	0	27	9.0	13
FOURNIER	2-0	26	7-13	.538	1-4	.250	1-2	.500	0	0	0	5	4-0	0	2	1	16	8.0	10
HAMILTON	1-0	15	1-5	.200	1-2	.500	1-2	.500	1	0	1	2	0-0	0	1	0	4	4.0	4
KOUFOS	4-4	91	6-17	.353	0-0	---	0-0	---	13	18	31	1	12-0	1	2	5	12	3.0	4
MOZGOV	2-0	19	2-4	.500	0-0	---	1-2	.500	3	2	5	0	2-0	1	1	0	5	2.5	4
RANDOLPH	1-0	8	1-1	1.000	0-0	---	0-0	---	1	0	1	0	1-0	0	2	0	2	2.0	2
NUGGETS	4	960	158-339	.466	17-55	.309	74-106	.698	55	136	191	94	76-0	35	69	24	407	101.8	112
SPURS	4	960	155-346	.448	44-99	.444	64-82	.780	46	120	166	105	80-0	40	62	29	418	104.5	126

Six Championship Drive • Auburn Hills, MI 48326
(248) 377-0100 • www.pistons.com



Principal Owner Tom Gores
President & CEO, Palace Sports & Entertainment/Pistons Dennis Mannion
President, Basketball Operations Joe Dumars
Assistant General Manager George David
Head Coach Maurice Cheeks
Assistant Coaches Henry Bibby, John Loyer, Maz Trakh, Rasheed Wallace
Head Athletic Trainer Mike Abdenour
Vice President, Public Relations Kevin Grigg
Home Court The Palace of Auburn Hills (22,076, built in 1988)
Radio WXYT (97.1 FM The Ticket): George Blaha, Mark Champion, Rick Mahorn
Television FS Detroit: George Blaha, Greg Kesler



Maurice Cheeks

2013-14 SCHEDULE VS. PISTONS

02/10 Monday 6:30 p.m. at Detroit
02/26 Wednesday 7:30 p.m. in San Antonio

2012-13 RESULTS VS. PISTONS

02/08 119-109 Pistons at Detroit
03/03 114-75 Spurs in San Antonio

ALL-TIME RESULTS

76-77:	SA 2-1	95-96:	DET 2-0
77-78:	SA 2-1	96-97:	DET 2-0
78-79:	SA 3-1	97-98:	Tied 1-1
79-80:	SA 4-2	98-99:	SA 1-0
80-81:	SA 2-0	99-00:	Tied 1-1
81-82:	SA 2-0	00-01:	SA 2-0
82-83:	Tied 1-1	01-02:	SA 2-0
83-84:	Tied 1-1	02-03:	SA 2-0
84-85:	Tied 1-1	03-04:	Tied 1-1
85-86:	Tied 1-1	04-05:	Tied 1-1
86-87:	Tied 1-1	05-06:	DET 2-0
87-88:	Tied 1-1	06-07:	SA 2-0
88-89:	DET 2-0	07-08:	DET 2-0
89-90:	Tied 1-1	08-09:	Tied 1-1
90-91:	SA 2-0	09-10:	Tied 1-1
91-92:	Tied 1-1	10-11:	SA 2-0
92-93:	SA 2-0	11-12:	SA 1-0
93-94:	Tied 1-1	12-13:	Tied 1-1
94-95:	SA 2-0	TOTALS:	SA 49-31

SPURS-PISTONS SERIES NOTES

OVERALL RECORD: 49-31 **HOME:** 28-12 **ROAD:** 21-19 **OT:** 1-2
CURRENT STREAK: Won 1 **HOME:** W 3 **ROAD:** L 1
SPURS BIGGEST WIN: 39, 114-75 on 03/03/13 at San Antonio
SPURS BIGGEST LOSS: 32, 143-111 on 11/27/87 at Detroit
SPURS LAST WIN AT HOME: 114-75 on 03/03/13
SPURS LAST LOSS AT HOME: 89-77 on 12/2/08
SPURS LAST WIN ON THE ROAD: 99-95 on 02/14/12
SPURS LAST LOSS ON THE ROAD: 119-109 on 02/08/13

DID YOU KNOW?

San Antonio captured its third NBA Championship with a win over Detroit in 2005 in a thrilling seven-game series ... Tim Duncan captured his third career NBA Finals MVP, making him just the second player - Michael Jordan was the other - to earn MVP honors in their first three trips to the Finals ... Pistons head coach Maurice Cheeks spent the 1989-90 season with the Silver and Black where he averaged 10.9 points and 6.0 assists in 50 games ... David Robinson became just the fourth player in NBA history to record a quadruple-double on 2/17/94 vs. Detroit when he scored 34 points, grabbed 10 rebounds, blocked 10 shots and handed out 10 assists ... the Spurs held the Pistons to 64 points on .259 (21-81) shooting on 2/21/99, a Spurs franchise record for lowest field goal percentage by an opponent ... Detroit player development coach Steve Hetzel served as an assistant video coordinator for the Spurs during the 2005-06 season ... Spurs assistant coach Chad Forcier spent two seasons with the Pistons as an assistant coach (2001-03).

2012-13 SEASON SERIES (1-1) SAN ANTONIO SPURS VS. DETROIT

PLAYER	G-GS	MIN	FG-FGA	PCT	3FG-FGA	PCT	FT-FTA	PCT	OFF DEF TOT	AST	PF-DO	STL	TO	BLK	PTS	AVG	HL
PARKER	1-1	35	10-16	.625	0-0	---	11-12	.917	0 2 2	8	3-0	1	1	0	31	31.0	31
GINOBILI	1-0	22	6-8	.750	3-4	.750	2-2	1.000	0 2 2	3	2-0	3	1	0	17	17.0	17
DUNCAN	1-1	26	7-14	.500	0-0	---	2-2	1.000	4 7 11	6	2-0	0	0	5	16	16.0	16
GREEN	2-2	51	11-20	.550	8-13	.615	1-1	1.000	0 6 6	2	5-0	2	1	4	31	15.5	16
LEONARD	2-2	53	12-23	.522	2-8	.250	4-5	.800	0 11 11	3	2-0	4	2	2	30	15.0	16
SPLITTER	2-2	51	7-17	.412	0-0	---	4-6	.667	4 10 14	5	3-0	1	1	3	18	9.0	10
JOSEPH	1-1	18	3-5	.600	1-1	1.000	0-0	---	0 0 0	4	0-0	2	1	0	8	8.0	8
NEAL	2-0	35	6-14	.429	2-6	.333	2-2	1.000	0 2 2	7	3-0	1	1	1	16	8.0	9
JACKSON	2-0	48	6-16	.375	0-4	.000	3-6	.500	1 8 9	9	4-0	1	4	0	15	7.5	9
BONNER	2-0	26	3-8	.375	2-4	.500	2-2	1.000	0 2 2	0	2-0	0	0	2	10	5.0	8
BLAIR	2-0	35	1-9	.111	0-0	---	7-9	.778	4 12 16	0	3-0	2	1	0	9	4.5	5
DIJAW	1-1	24	2-7	.286	0-0	---	1	2 3	1 2 3	1	2-0	1	2	0	4	4.0	4
BAYNES	2-0	14	3-3	1.000	0-0	---	1-2	.500	1 0 1	1	1-0	1	0	0	7	3.5	7
MILLS	2-0	23	3-5	.600	0-2	.000	0-0	---	0 0 0	4	0-0	1	3	0	6	3.0	6
DE COLO	2-0	19	2-5	.400	1-2	.500	0-0	---	2 1 3	2	2-0	0	0	1	5	2.5	3
SPURS	2	480	82-170	.482	19-44	.432	40-50	.800	17 65 82	55	34-0	20	19	18	223	111.5	114

2012-13 SEASON SERIES (1-1) DETROIT PISTONS VS. SAN ANTONIO

PLAYER	G-GS	MIN	FG-FGA	PCT	3FG-FGA	PCT	FT-FTA	PCT	OFF DEF TOT	AST	PF-DO	STL	TO	BLK	PTS	AVG	HL
MONROE	2-2	71	15-29	.517	0-0	---	12-14	.857	6 18 24	9	3-0	2	9	1	42	21.0	26
KNIGHT	2-2	73	13-35	.371	3-11	.273	3-6	.500	5 6 11	8	5-0	2	4	0	32	16.0	24
VILLANUEVA	2-0	58	11-26	.423	7-15	.467	2-2	1.000	5 13 18	1	2-0	0	1	2	31	15.5	21
JEREBKO	1-0	18	3-9	.333	0-1	.000	4-4	1.000	2 3 5	0	3-0	0	2	0	10	10.0	10
SINGLER	2-2	59	8-21	.381	2-5	.400	1-1	1.000	3 6 9	2	8-0	0	1	0	19	9.5	14
CALDERON (TOT)	4-3	127	15-39	.385	5-14	.357	2-2	1.000	2 9 11	29	7-0	2	5	0	37	9.3	14
CALDERON (DET)	2-2	59	9-16	.563	3-6	.500	0-0	---	0 5 5	10	4-0	1	0	0	21	10.5	14
BYNUM	2-0	28	6-9	.667	0-0	---	3-3	1.000	0 4 4	6	2-0	2	5	0	15	7.5	9
STUCKEY	2-0	43	4-12	.333	1-2	.500	2-2	1.000	2 6 8	5	2-0	2	4	0	11	5.5	11
MAXWELL	2-2	39	3-9	.333	0-0	---	2-3	.667	2 3 5	1	9-0	0	0	2	8	4.0	7
KRAVITSOV	1-0	7	1-1	1.000	0-0	---	1-3	.333	0 3 3	5	0-0	0	1	0	3	3.0	3
MIDDLETON	1-0	16	1-5	.200	0-1	.000	0-0	---	0 0 0	0	4-0	0	0	0	2	2.0	2
ENGLISH	1-0	11	0-3	.000	0-0	---	0-0	---	1 0 1	1	1-0	0	2	0	0	0.0	0
PISTONS	2	480	74-175	.423	16-41	.390	30-38	.789	28 67 95	43	43-0	9	31	5	194	97.0	119
SPURS	2	480	82-170	.482	19-44	.432	40-50	.800	17 65 82	55	34-0	20	19	18	223	111.5	114

GOLDEN STATE WARRIORS



Mark Jackson

1011 Broadway • Oakland, CA 94607
(510) 986-2200 • www.warriors.com

Co-Executive Chairman, CEO & Governor Joe Lacob
Co-Executive Chairman & Alternate Governor Peter Guber
President & Chief Operating Officer Rick Welts
General Manager Bob Myers
Head Coach Mark Jackson
Assistant Coaches Pete Myers, Darren Erman,
Brian Scalabrine, Jerry DeGregorio
Assistant Coach/Player Development Joe Boylan
Head Athletic Trainer Johan Wang
Vice President, Public Relations Raymond Ridder
Home Court ORACLE Arena (19,596, built in 1997)
Radio KNBR (680/1050 AM): Tim Roney, Tom Tolbert
Television Comcast SportsNet Bay Area: Bob Fitzgerald, Jim Barnett



2013-14 SCHEDULE VS. WARRIORS

11/08	Friday	7:30 p.m.	in San Antonio
12/19	Thursday	9:30 p.m.	at Golden State
03/22	Saturday	9:30 p.m.	at Golden State
04/02	Wednesday	7:30 p.m.	in San Antonio

2012-13 RESULTS VS. WARRIORS

01/18	95-88	Spurs in San Antonio
02/22	107-101	Warriors at Golden State
03/20	104-93	Spurs in San Antonio
04/15	116-106	Warriors at Golden State

ALL-TIME RESULTS

76-77: Tied 2-2	95-96: SA 3-1
77-78: GS 3-1	96-97: GS 4-0
78-79: SA 3-1	97-98: SA 3-1
79-80: SA 2-0	98-99: SA 3-0
80-81: SA 4-1	99-00: SA 4-0
81-82: GS 3-2	00-01: SA 4-0
82-83: SA 4-1	01-02: SA 4-0
83-84: GS 3-2	02-03: SA 3-1
84-85: SA 4-1	03-04: Tied 2-2
85-86: SA 3-2	04-05: SA 3-0
86-87: GS 4-1	05-06: SA 4-0
87-88: GS 3-2	06-07: SA 3-1
88-89: GS 3-1	07-08: GS 2-1
89-90: SA 3-1	08-09: SA 4-0
90-91: Tied 2-2	09-10: SA 3-0
91-92: Tied 2-2	10-11: SA 4-0
92-93: GS 3-1	11-12: SA 3-0
93-94: Tied 2-2	12-13: Tied 2-2
94-95: SA 3-1	TOTALS: SA 97-52

SPURS-WARRIORS SERIES NOTES

OVERALL RECORD: 97-52 HOME: 57-17 ROAD: 40-35 OT: 8-4
CURRENT STREAK: Lost 1 HOME: W 27 ROAD: L 2
SPURS BIGGEST WIN: 45, 139-94 on 1/8/85 in San Antonio
SPURS BIGGEST LOSS: 37, 133-96 on 2/15/89 at Oakland
SPURS LAST WIN AT HOME: 104-93 on 03/20/13
SPURS LAST LOSS AT HOME: 108-94 on 2/14/97
SPURS LAST WIN ON THE ROAD: 107-101 on 04/26/12
SPURS LAST LOSS ON THE ROAD: 116-106 on 04/15/13

DID YOU KNOW?

San Antonio has won 27 consecutive home games against the Warriors, marking its longest active home winning streak against any team ... the Silver and Black haven't lost at home to the Warriors since a 108-94 setback on 2/14/97 ... the Spurs are 50-9 against the Warriors since Tim Duncan's rookie season 1997-98 ... San Antonio head coach Gregg Popovich served as an assistant for the Warriors under Don Nelson's staff from 1992-93 through the 1994-95 season ... Warriors assistant coach Pete Myers played in 22 games for the Spurs during the 1987-88 season ... the Spurs own or have tied three separate opponent records against Golden State ... Terry Cummings had 16 offensive rebounds on 2/28/80 ... Johnny Moore tallied 9 steals in a game in San Antonio on 1/8/85 to tie the record ... George Johnson blocked 13 shots in one game on 2/24/81 ... Warriors forward Harrison Barnes (2010-12) and Spurs guard Danny Green (2005-09) both attended the University of North Carolina ... Warriors forwards David Lee (2001-05) and Marreese Speights (2006-08) and Spurs forward Matt Bonner all attended the University of Florida ... Warriors guard Clay Thompson (2008-11) and Spurs forward/center Aron Baynes (2005-09) were teammates at Washington State University.

2012-13 SEASON SERIES (2-2) SAN ANTONIO SPURS VS. GOLDEN STATE

PLAYER	G-GS	MIN	FG-FGA	PCT	3FG-FGA	PCT	FT-FTA	PCT	OFF	DEF	TOT	AST	PF-DQ	STL	TO	BLK	PTS	AVG	HI
DUNCAN	3-3	102	26-49	.531	0-0	---	16-19	.842	5	31	36	11	8-0	2	10	11	68	22.7	25
PARKER	2-2	77	17-36	.472	0-0	---	9-11	.818	0	8	8	11	2-0	3	5	0	43	21.5	25
GINOBILI	2-0	55	13-33	.394	2-13	.154	6-7	.857	3	5	8	9	5-0	3	6	0	34	17.0	18
SPLITTER	4-4	112	22-38	.579	0-0	---	10-15	.667	8	20	28	8	2-0	2	4	1	54	13.5	19
NEAL	3-0	56	13-33	.394	3-12	.250	4-5	.800	0	5	5	6	1-0	1	5	0	33	11.0	25
GREEN	4-4	115	14-38	.368	8-25	.320	6-7	.857	3	13	16	7	7-0	2	2	1	42	10.5	20
BLAIR	2-1	34	8-18	.444	0-0	---	0-2	.000	4	6	10	0	3-0	2	2	0	16	8.0	14
MILLS	3-0	38	9-18	.500	5-9	.556	0-1	.000	0	1	1	4	4-0	3	0	23	7.7	23	
JACKSON	2-0	35	5-17	.294	2-11	.182	2-2	1.000	0	4	4	1	1-0	0	0	1	14	7.0	8
LEONARD	3-3	99	7-19	.368	1-7	.143	4-4	1.000	1	14	15	4	8-0	0	2	2	19	6.3	10
BONNER	4-1	59	9-16	.563	3-7	.429	0-0	---	2	6	8	0	4-0	0	0	2	21	5.3	13
JOSEPH	2-2	48	4-13	.308	0-3	.000	2-2	1.000	1	6	7	10	5-0	3	2	0	10	5.0	10
DE COLO	4-0	63	8-18	.444	1-5	.200	2-2	1.000	2	7	9	11	3-0	8	3	0	19	4.8	10
BAYNES	1-0	30	2-7	.286	0-1	.000	0-1	.000	3	7	6	3	3-0	0	0	0	4	4.0	4
DIAW	3-0	61	2-5	.400	0-1	.000	2-2	1.000	3	9	12	8	9-0	2	2	1	6	2.0	4
SPURS	4	985	159-358	.444	25-94	.266	63-80	.788	35	138	173	93	65-0	31	47	19	406	101.5	106

2012-13 SEASON SERIES (0-2) GOLDEN STATE WARRIORS VS. SAN ANTONIO

PLAYER	G-GS	MIN	FG-FGA	PCT	3FG-FGA	PCT	FT-FTA	PCT	OFF	DEF	TOT	AST	PF-DQ	STL	TO	BLK	PTS	AVG	HI
CURRY	3-3	119	27-60	.450	14-30	.467	10-12	.833	2	14	16	14	2-0	5	8	0	78	26.0	35
JACK	4-1	147	17-58	.500	1-9	.111	11-13	.846	0	8	8	39	7-0	3	6	2	70	17.5	30
LEE	4-4	153	28-65	.431	0-0	---	13-18	.722	13	38	51	11	15-0	3	9	1	69	17.3	25
THOMPSON	4-4	152	25-59	.424	6-19	.316	7-7	1.000	2	12	14	8	8-0	5	8	4	63	15.8	23
LANDRY	4-0	91	24-34	.706	0-0	---	4-4	1.000	5	16	21	4	16-0	4	6	2	52	13.0	16
BARNES	4-4	120	12-32	.375	2-8	.250	9-10	.900	1	19	20	9	6-0	3	10	0	35	8.8	13
GREEN	3-0	44	6-13	.462	1-2	.500	0-0	---	2	14	16	1	6-0	0	1	3	13	4.3	6
BOGUT	1-1	33	2-9	.222	0-0	---	0-0	---	4	1	11	0	3-0	0	0	0	4	4.0	4
EZEJI	4-2	62	3-9	.333	0-0	---	4-4	1.000	5	17	22	0	8-0	0	3	4	10	2.5	8
BAZEMORE	4-0	20	1-3	.333	0-1	.000	6-8	.750	0	4	4	1	1-0	3	5	1	8	2.0	5
JEFFERSON	3-0	17	1-1	1.000	0-0	---	0-1	.000	0	2	2	2	2-0	1	2	0	2	0.7	2
BIEDRINS	2-1	22	0-0	---	0-0	---	0-0	---	2	3	5	0	4-0	1	0	1	0	0.0	0
JENKINS	1-0	6	0-4	.000	0-0	---	0-0	---	1	0	1	0	0-0	0	0	0	0	0.0	0
WARRIORS	4	985	158-347	.455	24-69	.348	64-77	.831	37	154	191	90	78-0	28	60	18	404	101.0	116
SPURS	4	985	159-358	.444	25-94	.266	63-80	.788	35	138	173	93	65-0	31	47	19	406	101.5	106

Toyota Center • 1510 Polk Street • Houston, TX 77002
(713) 758-7200 • www.rockets.com



Owner Leslie Alexander
Chief Executive Officer Tad Brown
General Manager & Managing Director Basketball Operations Daryl Morey
Head Coach Kevin McHale
Assistant Coaches Kelvin Sampson, John-Blair Bickerstaff,
..... Chris Finch, Dean Cooper
Senior Vice President of Basketball Operations/Athletic Trainer Keith Jones
Media Relations Bob Schranz, Tracey Hughes
Home Court Toyota Center (18,023 built in 2003)
Radio KBME (790 AM): Craig Ackerman, Joel Blank
Spanish Radio KEYH (850 AM): Adrian Chavarria
Television Comcast SportsNet Houston: Bill Worrell, Clyde Drexler, Matt Bullard



Kevin McHale

2013-14 SCHEDULE VS. ROCKETS

11/30	Saturday	7:30 p.m.	in San Antonio
12/25	Wednesday	7:30 p.m.	in San Antonio
01/28	Tuesday	7:00 p.m.	at Houston
04/14	Monday	7:00 p.m.	at Houston

2012-13 RESULTS VS. ROCKETS

12/07	114-92	Spurs in San Antonio
12/10	134-126	Spurs at Houston
12/28	122-116	Spurs in San Antonio
03/24	96-95	Rockets at Houston

ALL-TIME RESULTS

76-77: Tied 2-2	89-90: Tied 2-2	02-03: SA 3-1
77-78: SA 3-1	90-91: SA 3-2	03-04: SA 4-0
78-79: HOU 3-1	91-92: HOU 3-1	04-05: Tied 2-2
79-80: Tied 3-3	92-93: HOU 4-1	05-06: SA 4-0
80-81: Tied 3-3	93-94: SA 3-2	06-07: Tied 2-2
81-82: Tied 3-3	94-95: SA 5-1	07-08: Tied 2-2
82-83: SA 5-1	95-96: SA 3-1	08-09: Tied 2-2
83-84: SA 4-2	96-97: HOU 3-1	09-10: Tied 2-2
84-85: HOU 4-2	97-98: Tied 2-2	10-11: SA 3-1
85-86: HOU 5-1	98-99: SA 3-0	11-12: Tied 2-2
86-87: HOU 5-1	99-00: SA 4-0	12-13: SA 3-1
87-88: SA 4-2	00-01: SA 3-1	TOTALS: SA 97-76
88-89: HOU 6-0	01-02: SA 4-0	

SPURS-ROCKETS SERIES NOTES

OVERALL RECORD: 97-76 **HOME:** 60-26 **ROAD:** 37-50 **OT:** 3-3
CURRENT STREAK: Lost 1 **HOME:** W 7 **ROAD:** L 1
SPURS BIGGEST WIN: 38, 128-90 on 1/15/82 in San Antonio
SPURS BIGGEST LOSS: 34, 138-104 on 1/20/84 at Houston
SPURS LAST WIN AT HOME: 122-116 on 12/28/12
SPURS LAST LOSS AT HOME: 116-109 on 1/22/10
SPURS LAST WIN ON THE ROAD: 134-126 on 12/10/12
SPURS LAST LOSS ON THE ROAD: 96-95 on 03/24/13

DID YOU KNOW?

Tim Duncan holds the Toyota Center record with 7 blocks on 12/9/04... the Spurs hold the record for highest Rockets opponent field goal percentage by going 48-71 (.676) from the field on 4/7/85 ... the most offensive rebounds in Houston team history was reached vs. San Antonio on 4/13/84 when they grabbed 35 ... Rockets forward Chandler Parsons (2007-11) and Spurs forward Matt Bonner (1999-03) both attended the University of Florida ... Rockets guard James Harden (2007-09) and Spurs forward Jeff Ayres (2005-09) were teammates at Arizona State University.

2012-13 SEASON SERIES (3-1) SAN ANTONIO SPURS VS. HOUSTON

PLAYER	G-GS	MIN	FG-FGA	PCT	3FG-FGA	PCT	FT-FTA	PCT	OFF DEF TOT	AST	PF	FO	STL	TO	BLK	PTS	AVG	HL
PARKER	4-4	141	34-59	.576	1-4	.250	29-31	.935	1 21 22	36	7-0	4 11	3	98	24.5	31		
NEAL	2-2	61	17-29	.586	7-14	.500	0-0	---	0 0 0	2	5-0	2 2	0	41	20.5	29		
DUNCAN	4-4	124	27-60	.450	0-0	---	15-17	.882	5 32 37	8	9-0	2 1	9	69	17.3	30		
GINOBILI	4-0	107	19-38	.500	9-20	.450	13-14	.929	2 15 17	16	8-0	6 9	1	60	15.0	23		
GREEN	4-4	120	15-39	.385	11-25	.440	5-5	1.000	2 15 17	7	11-0	8 8	7	46	11.5	17		
SPLITTER	4-2	92	18-25	.720	0-0	---	8-10	.800	5 18 23	9	9-0	2 6	3	44	11.0	15		
LEONARD	2-2	57	5-11	.455	2-6	.333	2-2	1.000	1 10 11	1	3-0	2 0	1	14	7.0	12		
JACKSON	2-0	44	5-10	.500	3-6	.500	0-0	---	0 4 4	1	7-0	3 1	0	13	6.5	8		
BLAIR	3-2	40	7-11	.636	0-0	---	3-3	1.000	3 7 10	2	4-0	1 4	1	17	5.7	9		
DIAW	4-0	83	9-18	.500	2-5	.400	2-2	1.000	3 10 13	12	2-0	2 8	3	22	5.5	10		
MILLS	3-0	32	6-11	.545	3-6	.500	0-0	---	0 3 3	0	1-0	3 2	0	15	5.0	12		
JOSEPH	1-0	8	2-4	.500	0-0	---	0-0	---	0 0 0	3	1-0	1 0	1	0	4.0	4		
DE COLO	4-0	48	6-12	.500	3-6	.500	0-0	---	0 6 6	6	3-0	3 7	0	15	3.8	7		
BONNER	3-0	15	2-4	.500	1-2	.500	0-0	---	1 4 5	0	0-0	1 0	0	5	1.7	5		
ANDERSON	2-0	15	1-3	.333	0-1	.000	0-0	---	0 3 3	1	0-0	0 1	1	2	1.0	2		
SPURS	4	985	173-334	.518	42-95	.442	77-84	.917	23 148 171	104	70-0	39 75	29	465	116.3	134		
ROCKETS	4	985	155-358	.433	47-121	.388	73-97	.753	45 115 160	93	79-0	41 72	18	430	107.5	126		

2012-13 SEASON SERIES (1-3) HOUSTON ROCKETS VS. SAN ANTONIO

PLAYER	G-GS	MIN	FG-FGA	PCT	3FG-FGA	PCT	FT-FTA	PCT	OFF DEF TOT	AST	PF	FO	STL	TO	BLK	PTS	AVG	HL
HARDEN	3-3	116	26-54	.481	8-15	.533	31-37	.838	4 13 17	18	7-0	8 9	2	91	30.3	33		
PARSONS	4-4	154	29-60	.483	8-24	.333	5-8	.625	6 18 24	11	6-0	2 11	1	71	17.8	24		
LIN	4-4	131	24-54	.444	5-14	.357	16-18	.889	3 12 15	24	10-0	9 13	3	69	17.3	38		
DOUGLAS	3-0	91	15-32	.469	11-21	.524	0-0	---	1 6 7	9	6-0	4 5	0	41	13.7	17		
BEVERLEY	1-0	24	4-6	.667	2-3	.667	1-2	.500	1 2 3	2	5-0	1 0	1	11	11.0	11		
JONES	1-0	8	4-5	.800	1-1	1.000	0-0	---	0 3 3	2	0-0	0 0	0	9	9.0	9		
PATTERSON	2-2	54	9-24	.375	0-5	.000	0-0	---	4 3 7	6	0-0	2 3	1	18	9.0	9		
DELFINO	3-1	85	9-29	.310	5-16	.313	0-1	.000	0 9 9	7	3-0	5 6	1	23	7.7	9		
ASIK	4-4	118	9-31	.290	0-0	---	12-20	.600	14 25 39	7	14-0	3 13	5	30	7.5	21		
MORRIS	3-1	72	7-20	.350	3-12	.250	5-8	.625	2 9 11	4	6-0	4 3	0	22	7.3	13		
MOTIEJUNAS	2-1	18	4-8	.500	2-4	.500	0-0	---	1 0 1	0	5-0	0 0	0	10	5.0	10		
SMITH	4-0	50	7-14	.500	0-0	---	2-2	1.000	4 6 10	0	9-0	1 2	3	16	4.0	6		
COOK	3-0	28	4-13	.308	2-6	.333	1-1	1.000	1 2 3	1	1-0	2 0	0	11	3.7	8		
ALDRICH	3-0	26	4-6	.667	0-0	---	3 4 7	1	5-0	0 3	1	8	2.7	6				
GARCIA (TOT)	2-0	21	1-8	.125	0-2	.000	0-0	---	0 1 1	3	1-0	1 0	1	2	1.0	2		
ROBINSON (TOT)2-0	21	1-6	.167	0-0	---	0-0	---	---	3 8 11	2	3-0	0 1	0	2	1.0	6		
ROBINSON (HOU)1-0	11	0-2	.000	0-0	---	0-0	---	---	1 3 4	1	2-0	0 1	0	0	0.0	0		
BROOKS (TOT) 1-0	19	0-5	.000	0-2	.000	0-0	---	---	0 1 1	2	1-0	0 0	0	0	0.0	0		
ROCKETS	4	985	155-358	.433	47-121	.388	73-97	.753	45 115 160	93	79-0	41 72	18	430	107.5	126		
SPURS	4	985	173-334	.518	42-95	.442	77-84	.917	23 148 171	104	70-0	39 75	29	465	116.3	134		

INDIANA PACERS



Frank Vogel

125 S. Pennsylvania Street • Indianapolis, IN 46204 • (317) 917-2500 • www.pacers.com

Owner, Chairman and Chief Executive Officer Herbert Simon
President, Pacers Sports & Entertainment Jim Morris
President of Basketball Operations Larry Bird
Executive V.P. of Basketball Operations/General Manager Kevin Pritchard
Head Coach Frank Vogel
Associate Head Coach Nate McMillan
Assistant Coaches Dan Burke, Popeye Jones
Vice President of Basketball Operations Peter Dinwiddie
Head Athletic Trainer/Team Administrator Josh Corbell
Director/Pacers Media Relations David Benner
Home Court Consco Fieldhouse (18,165, built in 1999)
Radio The Fan (1070 AM): Mark Boyle, Bob Leonard, Kevin Lee
Television FSN Indiana: Quinn Buckner, Chris Denari, Austin Croshere, Brooke Olzendamp



2013-14 SCHEDULE VS. PACERS

12/04 Saturday 7:30 p.m. in San Antonio
03/31 Monday 6:00 p.m. at Indiana

2012-13 RESULTS VS. PACERS

11/05 101-79 Spurs in San Antonio
11/23 104-97 Spurs at Indiana

ALL-TIME RESULTS

76-77: Tied 2-2 95-96: Tied 1-1
77-78: SA 3-1 96-97: Tied 1-1
78-79: IND 3-1 97-98: SA 2-0
79-80: SA 4-2 98-99: DNP
80-81: IND 2-0 99-00: Tied 1-1
81-82: IND 2-0 00-01: SA 2-0
82-83: SA 2-0 01-02: Tied 1-1
83-84: SA 2-0 02-03: SA 2-0
84-85: Tied 1-1 03-04: Tied 1-1
85-86: Tied 1-1 04-05: Tied 1-1
86-87: IND 2-0 05-06: SA 2-0
87-88: IND 2-0 06-07: Tied 1-1
88-89: IND 2-0 07-08: SA 2-0
89-90: Tied 1-1 08-09: SA 2-0
90-91: Tied 1-1 09-10: SA 2-0
91-92: IND 2-0 10-11: SA 2-0
92-93: Tied 1-1 11-12: SA 1-0
93-94: SA 2-0 12-13: SA 2-0
94-95: IND 2-0 **TOTALS: SA 47-34**

SPURS-PACERS SERIES NOTES

OVERALL RECORD: 47-34 **HOME:** 27-14 **ROAD:** 20-20 **OT:** 2-2
CURRENT STREAK: Won 10 **HOME:** W 11 **ROAD:** W 5
SPURS BIGGEST WIN: 30, 112-82 on 1/20/78 in San Antonio
SPURS BIGGEST LOSS: 33, 130-97 on 11/8/86 at Indiana
SPURS LAST WIN AT HOME: 111-79 on 11/05/12
SPURS LAST LOSS AT HOME: 92-82 on 1/4/02
SPURS LAST WIN ON THE ROAD: 104-97 on 11/23/12
SPURS LAST LOSS ON THE ROAD: 100-99 on 4/1/07

DID YOU KNOW?

The Spurs have won 10 consecutive games against the Pacers, marking their second longest active winning streak against any team ... the Spurs and Pacers first met on 10/13/73 in Indianapolis when both teams played in the ABA ... the Pacers won that game 116-99 ... Pacers center Ian Mahinmi spent three seasons with the Spurs from 2007-10, averaging 3.8 points and 1.8 rebounds in 32 games ... San Antonio held Indiana to a franchise-low 55 points in a 74-55 win on 3/29/98 ... the Pacers also set a Spurs opponent franchise-low for points in a half with 21 in the second half ... George Gervin holds the record for the most points scored in Market Square Arena by pouring in 55 vs. the Pacers on 1/23/80, leading the Spurs to a 144-130 win ... former Spur Larry Kenon recorded the first NBA opponent triple-double in Pacers history on 10/27/79 ... San Antonio assistant Ime Udoka and Indiana assistant Dan Burke both attended Portland State ... Pacers guard George Hill spent three seasons (2008-11) with the Silver and Black, averaging 9.9 points, 2.4 rebounds and 2.4 assists in 231 total games ... Hill was traded to Indiana in June 2011 in exchange for the draft rights to Kawhi Leonard, Davis Bertans and Erazem Lorbek.

2012-13 SEASON SERIES (2-0) SAN ANTONIO SPURS VS. INDIANA

PLAYER	G-GS	MIN	FG-FGA	PCT	3FG-FGA	PCT	FT-FTA	PCT	OFF	DEF	TOT	AST	PF	DO	STL	TO	BLK	PTS	AVG	HI
PARKER	2-2	63	18-36	.500	0-3	.000	3-4	.750	1	4	5	17	4	0	2	4	0	39	19.5	33
DUNCAN	2-2	57	17-35	.486	0-0	---	2-2	1.000	4	24	28	4	4	0	4	0	1	36	18.0	22
NEAL	2-1	48	10-15	.667	1-3	.333	4-4	1.000	0	8	8	1	4	0	1	0	0	25	12.5	17
JACKSON	1-0	23	3-7	.429	2-3	.667	4-4	1.000	0	1	1	2	2	0	0	1	0	12	12.0	12
GINOBI	2-0	45	8-22	.364	1-9	.111	5-6	.833	1	3	4	10	0	0	4	5	2	22	11.0	19
GREEN	2-2	60	7-17	.412	3-9	.333	2-2	1.000	2	6	8	1	3	1	1	2	0	19	9.5	10
BLAIR	2-1	44	7-10	.700	0-0	---	4-4	1.000	3	10	13	4	7	0	2	1	0	18	9.0	14
LEONARD	1-1	25	3-9	.333	0-2	.000	3-3	1.000	2	2	4	1	1	0	1	1	0	9	9.0	9
SPLITTER	2-0	28	3-5	.600	0-0	---	4-6	.667	3	4	7	1	2	0	0	1	1	10	5.0	5
BONNER	2-0	25	3-5	.600	2-4	.500	0-0	---	0	0	0	0	3	0	1	0	0	8	4.0	6
DIAW	2-1	45	3-4	.750	1-1	1.000	0-0	---	1	1	2	3	6	0	1	1	0	7	3.5	5
DE COLO	2-0	9	0-4	.000	0-1	.000	0-0	---	0	2	2	0	1	0	0	1	0	0	0.0	0
MILLS	2-0	9	0-1	.000	0-0	---	0-0	---	0	0	0	0	1	0	2	1	0	0	0.0	0
SPURS	2	480	82-170	.482	10-35	.286	31-35	.886	17	65	82	44	38	0	19	18	4	205	102.5	104
PACERS	2	480	65-171	.380	13-36	.361	33-43	.767	36	61	97	38	40	0	4	33	12	176	88.0	97

2012-13 SEASON SERIES (0-2) INDIANA PACERS VS. SAN ANTONIO

PLAYER	G-GS	MIN	FG-FGA	PCT	3FG-FGA	PCT	FT-FTA	PCT	OFF	DEF	TOT	AST	PF	DO	STL	TO	BLK	PTS	AVG	HI
WEST	2-2	55	11-22	.500	0-0	---	10-13	.769	4	15	19	4	4	0	0	2	1	32	16.0	22
GEORGE	2-2	75	11-27	.407	3-5	.600	4-5	.800	2	5	7	3	4	0	1	7	3	29	14.5	15
HILL	2-2	65	10-30	.333	2-12	.167	4-4	1.000	1	7	8	13	3	0	1	3	0	26	13.0	15
AUGUSTIN	2-0	28	5-13	.385	3-8	.375	2-2	1.000	0	3	3	10	4	0	0	0	0	15	7.5	8
GREEN	2-0	42	6-15	.400	3-7	.429	0-0	---	4	4	8	3	2	0	0	1	0	15	7.5	9
MAHINMI	2-0	35	5-10	.500	0-0	---	3-4	.750	4	3	7	1	7	0	1	3	3	13	6.5	7
T. HANSBROUGH	2-1	41	2-10	.200	0-0	---	8-11	.727	6	12	18	0	3	0	0	2	1	12	6.0	9
HIBBERT	2-2	56	6-25	.240	0-0	---	0-0	---	11	5	16	2	6	0	1	3	3	12	6.0	10
STEPHENSON	2-1	34	4-8	.500	1-2	.500	0-0	---	0	2	2	2	3	0	0	3	0	9	4.5	9
YOUNG	2-1	37	3-7	.429	1-2	.500	2-4	.500	3	4	7	0	2	0	0	3	0	9	4.5	6
B. HANSBROUGH	0	4	1-1	1.000	0-0	---	0-0	---	0	1	1	0	2	0	0	1	0	2	2.0	2
PLUMLEE	1-0	4	1-2	.500	0-0	---	0-0	---	1	0	1	0	0	0	0	0	1	2	2.0	2
MCGUIRE (TOT)	2-1	30	1-2	.500	0-0	---	0-0	---	0	9	9	1	4	0	2	1	1	2	1.0	2
JOHNSON	1-0	4	0-1	.000	0-0	---	0-0	---	0	0	0	0	0	0	1	1	0	0	0.0	0
PACERS	2	480	65-171	.380	13-36	.361	33-43	.767	36	61	97	38	40	0	4	33	12	176	88.0	97
SPURS	2	480	82-170	.482	10-35	.286	31-35	.886	17	65	82	44	38	0	19	18	4	205	102.5	104

LOS ANGELES CLIPPERS

6951 S. Centinela Ave. • Playa Vista, CA 90094
(310) 862-6000 • www.clippers.com



Chairman of the Board, Owner and NBA Governor Donald T. Sterling
President and NBA Governor Andy Roeser
Sr. V.P. of Basketball Operations & Head Coach Glenn "Doc" Rivers
Assistant Coaches Kevin Eastman, Armond Hill,
Tyronn Lue, Brenden O'Connor
Head Athletic Trainer Jason Powell
Director of Communications Rob Raichlen
Director of Team PR and Publications Dennis Rogers
Home Court STAPLES Center (19,060, built in 1999)
Radio KFVB News Talk (980 AM): Brian Sieman,
Ralph Lawler, Michael Smith
Spanish Radio ESPN Deportes (1330 AM): Celso Gaspar
Television Prime Ticket: Ralph Lawler, Michael Smith



Doc Rivers

2013-14 SCHEDULE VS. CLIPPERS

12/16 Monday 9:30 p.m. at Los Angeles
01/04 Saturday 7:30 p.m. in San Antonio
02/18 Tuesday 9:30 p.m. at Los Angeles

2012-13 RESULTS VS. CLIPPERS

11/07 106-84 Clippers at Los Angeles
11/19 92-87 Clippers in San Antonio
02/21 116-90 Spurs at Los Angeles
03/29 104-102 Spurs in San Antonio

ALL-TIME RESULTS

76-77: SA 4-0 95-96: SA 3-1
77-78: SA 3-1 96-97: LA 4-0
78-79: SA 4-0 97-98: SA 3-1
79-80: SA 2-0 98-99: SA 3-0
80-81: SA 4-1 99-00: SA 4-0
81-82: SA 3-2 00-01: SA 4-0
82-83: SA 4-1 01-02: SA 3-1
83-84: SA 4-1 02-03: SA 3-1
84-85: SA 3-2 03-04: SA 3-1
85-86: SA 4-1 04-05: SA 4-0
86-87: SA 4-1 05-06: SA 2-1
87-88: SA 4-0 06-07: SA 4-0
88-89: LA 3-1 07-08: SA 3-0
89-90: SA 4-0 08-09: SA 4-0
90-91: Tied 2-2 09-10: SA 4-0
91-92: Tied 2-2 10-11: SA 2-1
92-93: SA 4-0 11-12: SA 2-1
93-94: SA 3-1 12-13: Tied 2-2
94-95: SA 4-0 TOTALS: SA 117-32

SPURS-CLIPPERS SERIES NOTES

OVERALL RECORD: 117-32 HOME: 65-9 ROAD: 52-23 OT: 6-1
CURRENT STREAK: Won 2 HOME: W 1 ROAD: W 1
SPURS BIGGEST WIN: 38, 163-125 on 11/8/78 in San Antonio
SPURS BIGGEST LOSS: 22, 106-84 on 11/07/12 at Los Angeles
SPURS LAST WIN AT HOME: 104-102 on 03/29/13
SPURS LAST LOSS AT HOME: 92-87 on 11/19/12
SPURS LAST WIN ON THE ROAD: 116-90 on 02/21/13
SPURS LAST LOSS ON THE ROAD: 106-84 on 11/07/12

DID YOU KNOW?

Tony Parker became the youngest player to ever appear in a game for the Spurs when he suited up on 10/30/01 vs. the Clippers ... the 19-year-old Frenchman had 9 points and 3 assists in his NBA debut ... with a 93-84 Spurs win on 3/13/07, the Clippers became the first NBA team San Antonio recorded 100 victories against ... the Spurs scored 163 points vs. the Clippers on 11/8/78, the most points ever scored by the Spurs in regulation in an NBA game ... the Spurs defeated the San Diego Clippers that night 163-125 ... David Robinson became the fourth player in NBA history to eclipse the 70-point mark with 71 points at Los Angeles on 4/24/94 ... Clippers assistant coach Alvin Gentry was an assistant for the Spurs from 1988-90 ... Spurs guard Danny Green and Clippers forward Antawn Jamison both attended the University of North Carolina ... Spurs forward Tim Duncan and Clippers guard Chris Paul both attended Wake Forest.

2012-13 SEASON SERIES (2-2) SAN ANTONIO SPURS VS. LA CLIPPERS

PLAYER	G-GS	MIN	FG-FGA	PCT	3FG-FGA	PCT	FT-FTA	PCT	OFF DEF TOT	AST	PF-DO	STL	TO	BLK	PTS	AVG	HI
DUNCAN	4-4	105	25-51	.490	0-0	---	23-30	.767	10 26 36	7	6-0	1	7	4	73	18.3	34
PARKER	4-4	121	28-49	.571	2-5	.400	12-13	.923	0 8 8	27	7-0	3	8	0	70	17.5	31
SPLITTER	4-2	87	14-21	.667	0-0	---	12-14	.857	4 10 14	2	5-0	2	6	4	40	10.0	14
GREEN	4-4	113	13-32	.406	10-22	.455	3-3	1.000	3 6 9	13	7-0	3	4	5	39	9.8	15
GINOBI	4-0	67	8-25	.320	4-9	.444	16-19	.842	1 9 10	11	7-0	1	8	1	36	9.0	15
NEAL	4-1	87	9-29	.310	4-12	.333	7-7	1.000	0 4 4	13	8-0	0	6	0	29	7.3	9
BAYNES	1-0	8	3-4	.750	0-0	---	0-0	---	1 2 3	0	0-0	0	1	1	6	6.0	6
BONNER	4-0	44	9-13	.692	4-6	.667	0-0	---	2 3 5	2	4-0	2	1	0	22	5.5	10
DE COLO	4-0	44	6-13	.462	4-5	.800	2-4	.500	0 4 4	3	8-0	1	4	0	18	4.5	9
BLAIR	3-1	46	6-18	.333	0-0	---	0-0	---	5 11 16	4	3-0	3	3	1	12	4.0	6
DIAW	4-1	88	7-12	.583	0-2	.000	2-3	.667	5 4 9	8	6-0	2	8	2	16	4.0	8
LEONARD	2-2	55	4-11	.364	0-3	.000	0-0	---	1 9 10	6	1-0	1	2	0	8	4.0	4
JACKSON	4-1	67	6-16	.375	0-6	.000	2-6	.333	1 8 9	3	7-0	4	4	0	14	3.5	5
MILLS	3-0	29	3-8	.375	0-5	.000	2-2	1.000	0 0 0	1	1-0	1	2	0	8	2.7	5
SPURS	4	960	141-302	.467	28-75	.373	81-101	.802	33 104 137	100	70-0	24	61	18	391	97.8	116
CLIPPERS	4	960	159-325	.489	20-64	.313	52-74	.703	51 118 169	90	84-1	33	63	20	390	97.5	

2012-13 SEASON SERIES (2-2) LOS ANGELES CLIPPERS VS. SAN ANTONIO

PLAYER	G-GS	MIN	FG-FGA	PCT	3FG-FGA	PCT	FT-FTA	PCT	OFF DEF TOT	AST	PF-DO	STL	TO	BLK	PTS	AVG	HI
GRIFFIN	4-4	131	32-71	.451	0-1	.000	9-16	.563	10 27 37	10	10-0	1	9	1	73	18.3	22
CRAWFORD	4-0	119	20-45	.444	6-16	.375	6-6	1.000	2 4 6	10	5-0	4	7	1	52	13.0	16
BARNES	4-0	114	17-33	.515	4-14	.286	12-13	.923	6 19 25	11	11-0	7	8	2	50	12.5	18
PAUL	4-4	127	19-44	.432	0-9	.000	9-9	1.000	5 8 13	35	13-0	4	11	1	47	11.8	19
JORDAN	4-4	97	20-25	.800	0-0	---	4-14	.286	10 15 25	1	10-0	4	6	6	44	11.0	20
BLEDSE	4-0	81	17-37	.459	1-3	.333	2-4	.500	7 5 12	12	2-0	4	4	3	37	9.3	15
GREEN	4-3	65	12-18	.667	5-8	.625	0-0	---	0 6 6	2	6-0	2	0	2	29	7.3	11
BUTLER	4-4	73	10-25	.400	3-8	.375	3-3	1.000	2 6 8	3	6-0	2	5	0	26	6.5	11
BILLUPS	1-1	17	0-2	.000	0-1	.000	6-7	.857	0 0 0	2	1-0	0	0	0	6	6.0	6
WAYNS (TOT)	1-0	8	2-3	.667	0-1	.000	2-2	1.000	0 0 0	0	0-0	0	1	0	6	6.0	6
ODOM	4-0	58	6-14	.429	1-4	.250	1-2	.500	1 12 13	3	8-0	2	5	2	14	3.5	8
HOLLINS	4-0	51	4-8	.500	0-0	---	0-0	---	4 10 14	0	11-0	1	3	2	8	2.0	2
TURIAF	2-0	18	2-2	1.000	0-0	---	0-0	---	4 4 8	0	1-0	3	0	0	4	2.0	4
HILL	1-0	8	0-1	.000	0-0	---	0-0	---	0 2 2	1	0-0	0	1	0	0	0.0	0
CLIPPERS	4	960	159-325	.489	20-64	.313	52-74	.703	51 118 169	90	84-1	33	63	20	390	97.5	106
SPURS	4	960	141-302	.467	28-75	.373	81-101	.802	33 104 137	100	70-0	24	61	18	391	97.8	116

LOS ANGELES LAKERS



Mike D'Antoni

555 N. Nash Street • El Segundo, CA 90245
(310) 426-6000 • www.lakers.com

President/Governor Jeanie Buss
Executive V.P. of Basketball Operations/Alternate Governor Jim Buss
General Manager Mitch Kupchak
Head Coach Mike D'Antoni
Assistant Coaches Dan D'Antoni, Kurt Rambis, Johnny Davis
Head Athletic Trainer Gary Vitti
Vice President of Public Relations John Black
Home Court STAPLES Center (18,997, built in 1999)
Radio ESPN Radio (710 AM): John Ireland, Mychal Thompson
Spanish Radio ESPN Deportes (1330 AM): Fernando Gonzalez, Pepe Mantilla
Television Time Warner Cable Sportsnet: Bill Macdonald, Stu Lantz
Spanish Television Time Warner Cable Deportes:
..... Adrian Garcia Marquez, Francisco Pinto



2013-14 SCHEDULE VS. LAKERS

11/01	Friday	9:30 p.m.	at Los Angeles
03/14	Friday	7:30 p.m.	in San Antonio
03/19	Wednesday	9:30 p.m.	at Los Angeles
04/16	Wednesday	7:00 p.m.	in San Antonio

2012-13 RESULTS VS. LAKERS

11/13	84-82	Spurs at Los Angeles
01/09	108-105	Spurs in San Antonio
04/14	91-86	Lakers at Los Angeles

ALL-TIME RESULTS

76-77:	LA 3-1	95-96:	SA 3-1
77-78:	Tied 2-2	96-97:	Tied 2-2
78-79:	Tied 2-2	97-98:	LA 4-0
79-80:	LA 2-0	98-99:	LA 2-1
80-81:	SA 3-2	99-00:	SA 3-1
81-82:	SA 3-2	00-01:	Tied 2-2
82-83:	SA 4-1	01-02:	LA 3-1
83-84:	SA 3-2	02-03:	SA 4-0
84-85:	LA 3-2	03-04:	LA 3-1
85-86:	LA 4-1	04-05:	SA 4-0
86-87:	LA 4-1	05-06:	SA 3-1
87-88:	LA 5-0	06-07:	LA 2-1
88-89:	LA 3-1	07-08:	Tied 2-2
89-90:	Tied 2-2	08-09:	LA 2-1
90-91:	LA 3-1	09-10:	Tied 2-2
91-92:	SA 3-1	10-11:	Tied 2-2
92-93:	Tied 2-2	11-12:	SA 2-1
93-94:	SA 4-0	12-13:	SA 2-1
94-95:	SA 3-1	TOTALS:	LA 75-74

SPURS-LAKERS SERIES NOTES

OVERALL RECORD: 74-75 HOME: 46-29 ROAD: 28-46 OT: 4-3
CURRENT STREAK: Lost 1 HOME: W 2 ROAD: L 1
SPURS BIGGEST WIN: 32, 135-103 on 2/22/77 in San Antonio
SPURS BIGGEST LOSS: 40, 138-98 on 3/30/89 at Los Angeles
SPURS LAST WIN AT HOME: 108-105 on 01/09/13
SPURS LAST LOSS AT HOME: 98-84 on 04/11/12
SPURS LAST WIN ON THE ROAD: 84-82 on 11/13/12
SPURS LAST LOSS ON THE ROAD: 91-86 on 04/14/13

DID YOU KNOW?

Lakers head coach Mike D'Antoni spent time with the Spurs as a player and as part of the basketball operations staff ... D'Antoni spent one season with the Spurs as a player (1977-78) and one as a scout (1999-00) ... The Spurs have met the Lakers in the playoffs 11 times, more than any other team in the league... Lakers guard Kobe Bryant hold the Spurs opponent playoff records for points, fields goals made and attempted and three-point field goals attempted ... Bryant also holds the Spurs opponent record for most field goal attempts in a game with 41 on 2/14/03 ... Spurs forward Boris Diaw and Lakers guard Steve Nash were teammates with the Phoenix Suns from 2005-09 ... Spurs assistant coach Ime Udoka spent the 2003-04 season with the Lakers, appearing in four games.

2012-13 SEASON SERIES (2-1) SAN ANTONIO SPURS VS. LA LAKERS

PLAYER	G-GS	MIN	FG-FGA	PCT	3FG-FGA	PCT	FT-FTA	PCT	OFF	DEF	TOT	AST	PF-DQ	STL	TO	BLK	PTS	AVG	HI
DUNCAN	3-3	100	24-54	.444	0-0	---	1-3	.333	4	22	26	13	7-0	1	5	11	49	16.3	23
PARKER	3-3	97	19-44	.432	0-0	---	9-10	.900	1	10	11	21	4-0	3	11	0	47	15.7	24
SPLITTER	3-3	93	14-28	.500	0-1	.000	6-10	.600	13	20	33	2	8-0	4	2	5	34	11.3	14
GINOBILI	2-0	47	7-22	.318	2-11	.182	6-8	.750	1	8	9	7	6-0	1	4	0	22	11.0	19
GREEN	3-3	84	11-27	.407	7-17	.412	4-4	1.000	2	10	12	5	3-0	4	0	2	33	11.0	16
JACKSON	2-0	42	7-16	.438	6-10	.600	0-0	---	1	2	3	1	3-0	2	2	0	20	10.0	14
LEONARD	3-3	92	8-18	.444	3-6	.500	7-7	1.000	2	12	14	8	8-0	5	4	1	26	8.7	11
BONNER	1-0	22	3-4	.750	2-2	1.000	0-0	---	1	0	1	2	5-0	1	0	0	8	8.0	8
NEAL	3-0	53	10-28	.357	4-13	.308	0-0	---	1	3	5	5	3-0	4	0	24	8.0	12	
BLAIR	2-0	26	2-5	.400	0-0	---	2-4	.500	0	6	6	2	4-0	3	1	0	6	3.0	6
DE COLO	1-0	9	1-6	.167	0-1	.000	0-0	---	1	0	1	0	2-0	1	1	0	2	2.0	2
JOSEPH	1-0	7	1-4	.250	0-1	.000	0-0	---	0	3	3	1	0-0	0	0	0	2	2.0	2
MILLS	1-0	6	1-3	.333	0-0	---	0-0	---	0	0	0	0	0-0	1	0	0	2	2.0	2
DIAW	2-0	42	1-4	.250	1-1	1.000	0-0	---	1	7	8	5	1-0	3	0	1	3	1.5	3
SPURS	3	724	109-263	.414	25-63	.397	35-46	.761	29	103	132	72	54-0	33	36	20	278	92.7	108
LAKERS	3	720	106-254	.417	23-74	.311	43-68	.632	35	111	146	58	42-0	23	41	18	278	92.7	105

2012-13 SEASON SERIES (1-2) LOS ANGELES LAKERS VS. SAN ANTONIO

PLAYER	G-GS	MIN	FG-FGA	PCT	3FG-FGA	PCT	FT-FTA	PCT	OFF	DEF	TOT	AST	PF-DQ	STL	TO	BLK	PTS	AVG	HI
BRYANT	2-2	77	22-43	.512	5-12	.417	6-9	.667	0	8	8	13	3-0	1	3	0	55	27.5	28
BLAKE	1-1	36	8-16	.500	4-8	.500	3-4	.750	1	4	5	4	1-0	2	4	0	23	23.0	23
HOWARD	2-2	77	14-24	.583	0-0	---	11-23	.478	8	24	32	1	8-0	3	9	6	39	19.5	26
WORLD PEACE	3	106	17-46	.370	5-21	.238	4-6	.667	4	10	14	2	5-0	8	2	1	43	14.3	23
NASH	1-0	39	6-12	.500	0-0	---	2-2	1.000	0	3	3	9	0-0	2	3	0	14	14.0	14
CLARK	2-1	47	9-14	.643	1-4	.250	5-6	.833	3	13	16	4	4-0	0	1	0	24	12.0	22
JAMISON	3-0	70	10-21	.476	4-12	.333	4-4	1.000	3	14	17	4	2-0	1	2	1	28	9.3	15
GASOL	2-2	77	16-27	.222	0-1	.000	5-6	.833	7	19	26	7	3-0	1	3	5	17	8.5	10
HILL	1-0	18	3-8	.375	0-0	---	2-4	.500	3	3	6	0	2-0	1	1	3	8	8.0	8
SACRE	1-1	25	2-9	.222	0-0	---	0-0	---	0	2	2	1	4-0	0	1	1	4	4.0	4
MEERS	3-1	53	4-15	.267	2-8	.250	0-0	---	1	5	6	4	2-0	2	4	0	10	3.3	8
DUHON	3-0	45	3-6	.500	2-4	.500	0-0	---	1	2	3	4	3-0	1	6	0	8	2.7	5
MORRIS	3-2	51	2-13	.154	0-4	.000	1-4	.250	4	4	8	5	5-0	1	1	1	5	1.7	2
LAKERS	3	720	106-254	.417	23-74	.311	43-68	.632	35	111	146	58	42-0	23	41	18	278	92.7	105
SPURS	3	720	109-263	.414	25-63	.397	35-46	.761	29	103	132	72	54-0	33	36	20	278	92.7	108

191 Beale St. • Memphis, TN 38103
(901) 205-1234 • www.grizzlies.com



Chairman and Controlling Owner Robert J. Pera
Chief Executive Officer Jason Levien
General Manager Chris Wallace
Vice President of Basketball Operations John Hollinger
Head Coach David Joerger
Assistant Coaches Elston Turner, Duane Ticknor, Bob Thornton, Shawn Respert
Head Athletic Trainer Drew Graham
Athletic Performance Coach Chaitin Hill
Communications and Publications Director Jason Wallace
Home Court FedEx Forum (18,119, built in 2004)
Radio WMFS ESPN (92.9 FM/680 AM): Eric Hasseltine,
..... Hank McDowell, Elliot Perry
Television SportSouth: Pete Pranic, Sean Tuohy,
..... Brevin Knight, Rob Fischer



David Joerger

2013-14 SCHEDULE VS. GRIZZLIES

10/30	Wednesday	7:30 p.m.	in San Antonio
11/22	Friday	7:00 p.m.	at Memphis
01/07	Tuesday	7:00 p.m.	at Memphis
04/06	Sunday	6:00 p.m.	in San Antonio

2012-13 RESULTS VS. GRIZZLIES

12/01	99-95 Spurs in San Antonio
01/11	101-98 (OT) Grizzlies at Memphis
01/16	103-82 Spurs in San Antonio
04/01	92-90 Grizzlies at Memphis

ALL-TIME RESULTS

95-96:	SA 4-0	05-06:	SA 4-0
96-97:	VAN 3-1	06-07:	SA 3-1
97-98:	SA 4-0	07-08:	SA 3-1
98-99:	SA 3-0	08-09:	SA 4-0
99-00:	SA 4-0	09-10:	Tied 2-2
00-01:	SA 4-0	10-11:	Tied 2-2
01-02:	SA 4-0	11-12:	Tied 2-2
02-03:	SA 3-1	12-13:	Tied 2-2
03-04:	MEM 3-1	TOTALS:	SA 53-18
04-05:	MEM 3-1		

SPURS-GRIZZLIES SERIES NOTES

OVERALL RECORD: 53-18 **HOME:** 29-6 **ROAD:** 24-12 **OT:** 4-1
CURRENT STREAK: Lost 1 **HOME W:** 8 **ROAD L:** 2
SPURS BIGGEST WIN: 45, 111-62 on 11/8/95 in San Antonio
SPURS BIGGEST LOSS: 16 2X: latest 109-93 on 3/1/11 At Memphis
SPURS LAST WIN AT HOME: 103-82 on 01/16/13
SPURS LAST LOSS AT HOME: 107-99 on 04/09/10
SPURS LAST WIN ON THE ROAD: 89-84 on 02/06/12
SPURS LAST LOSS ON THE ROAD: 92-90 on 04/01/13

DID YOU KNOW?

On 12/30/97 in Vancouver, Chuck Person set a Spurs franchise record with nine threes made in the game ... on 11/8/95 San Antonio defeated the Grizzlies 111-62 ... the 62 points the Grizzlies scored in the Memphis franchise low and the 49-point defeat is the largest in Grizzlies history ... the Grizzlies made their first ever playoff appearance against San Antonio in 2004 ... the Spurs took the series 4-0 ... Grizzlies forward Ed Davis and Spurs guard Danny Green both attended the University of North Carolina ... Grizzlies guard Mike Miller (1998-00) and Spurs forward Matt Bonner (1999-03) were teammates at the University of Florida in the 1999-00 season.

2012-13 SEASON SERIES (2-2) SAN ANTONIO SPURS VS. MEMPHIS

PLAYER	G-GS	MIN	FG-FGA	PCT	3FG-FGA	PCT	FT-FTA	PCT	OFF DEF TOT	AST	PF-DO	STL	TO	BLK	PTS	AVG	HL
PARKER	4-4	154	36-71	.507	3-6	.500	27-30	.900	0 9 8	26	6-0	1	13	1	102	25.5	30
DUNCAN	3-3	111	25-48	.521	0-1	.000	9-10	.900	11 27 38	12	9-0	1	11	9	59	19.7	27
GINOBLI	2-0	71	9-26	.346	5-16	.313	1-3	.333	1 10 11	11	3-0	7	9	1	24	12.0	14
SPLITTER	4-3	104	18-26	.692	0-0	---	5-9	.556	8 23 31	6	18-2	6	2	3	41	10.3	13
LEONARD	2-2	62	7-12	.583	4-6	.667	1-2	.500	1 5 6	4	4-0	4	2	2	19	9.5	13
JACKSON	3-1	78	9-21	.429	5-13	.385	4-5	.800	2 7 9	8	3-0	4	6	3	27	9.0	12
DIAW	4-1	101	14-29	.483	2-7	.286	0-0	---	1 9 10	9	15-0	4	4	2	30	7.5	14
NEAL	4-1	97	11-33	.333	6-17	.353	2-4	.500	1 7 8	6	6-0	0	3	0	30	7.5	13
GREEN	4-4	90	7-25	.280	4-18	.222	2-2	1.000	3 6 9	5	4-0	2	2	3	20	5.0	9
DE COLO	3-0	27	6-7	.857	0-0	---	0-0	---	1 8 9	2	2-0	0	9	0	12	4.0	10
MILLS	3-0	27	4-6	.667	2-4	.500	0-0	---	0 1 1	4	3-0	2	0	0	10	3.3	7
BLAIR	3-1	40	3-4	.750	0-0	---	1-2	.500	1 6 7	7	7-0	4	0	1	7	2.3	6
BONNER	4-0	47	3-8	.375	3-7	.429	0-0	---	1 8 9	0	8-0	1	2	1	9	2.3	6
ANDERSON	1-0	0	0-0	---	0-0	---	0-0	---	0 0 0	0	0-0	0	0	0	0	0.0	0
JOSEPH	1-0	3	0-0	---	0-0	---	0-0	---	0 0 0	0	0-0	0	0	0	0	0.0	0
SPURS	4	1010	152-316	.481	34-95	.358	52-67	.776	31 125 156	100	88-2	36	65	26	390	97.5	103
GRIZZLIES	4	1010	141-332	.425	10-43	.233	78-95	.821	43 116 159	70	75-0	33	59	16	370	92.5	101

2012-13 SEASON SERIES (2-2) MEMPHIS GRIZZLIES VS. SAN ANTONIO

PLAYER	G-GS	MIN	FG-FGA	PCT	3FG-FGA	PCT	FT-FTA	PCT	OFF DEF TOT	AST	PF-DO	STL	TO	BLK	PTS	AVG	HL
GAY	3-3	128	24-51	.471	2-8	.250	5-9	.556	4 20 24	9	6-0	3	10	2	55	18.3	23
CONLEY	4-4	149	24-52	.462	5-13	.385	19-21	.905	2 7 9	22	13-0	8	13	0	72	18.0	23
GASOL	4-4	135	24-47	.511	0-0	---	10-11	.909	9 15 24	10	15-0	5	6	5	58	14.5	20
RANDOLPH	4-4	143	21-58	.362	0-3	.000	15-16	.938	15 25 40	6	10-0	3	6	0	57	14.3	18
PRINCE (TOT)	1-1	29	5-11	.455	1-2	.500	0-0	---	0 6 6	4	0-0	0	3	0	11	11.0	11
PRINCE (MEM)	1-1	29	5-11	.455	1-2	.500	0-0	---	0 6 6	4	0-0	0	3	0	11	11.0	11
ALLEN	3-3	86	10-19	.526	0-0	---	7-7	1.000	5 11 16	6	5-0	4	5	2	27	9.0	11
DAVIS (TOT)	3-1	62	11-19	.579	0-0	---	3-4	.750	11 12 23	1	6-0	3	3	2	25	8.3	15
DAVIS (MEM)	1-0	14	1-1	1.000	0-0	---	2-2	1.000	0 2 2	0	2-0	1	1	1	4	4.0	4
BAYLESS	4-0	89	11-32	.344	1-8	.125	6-9	.667	1 4 5	10	11-0	2	6	0	29	7.3	17
ARTHUR	4-0	75	12-22	.545	0-0	---	2-2	1.000	4 7 11	3	5-0	2	4	0	26	6.5	14
ELLINGTON	3-1	52	2-10	.200	0-3	.000	5-6	.833	0 4 4	2	2-0	1	0	0	9	3.0	4
HADDADI	1-0	3	1-2	.500	0-0	---	1-2	.500	1 0 1	0	0-0	0	0	0	3	3.0	3
SPEIGHTS	3-0	31	3-11	.273	0-0	---	4-7	.750	2 9 11	0	3-0	0	2	5	9	3.0	5
DAYE (TOT)	1-0	13	1-2	.500	0-0	---	0-0	---	0 3 1	0	0-0	0	1	0	2	2.0	2
DAYE (MEM)	1-0	13	1-2	.500	0-0	---	0-0	---	0 1 1	0	0-0	0	1	0	2	2.0	2
PONDEXTER	2-0	44	1-9	.111	1-5	.200	1-2	.500	0 4 4	1	1-0	0	2	0	4	2.0	3
SELBY	1-0	4	1-2	.500	0-1	.000	0-0	---	0 0 0	0	0-0	0	0	0	2	2.0	2
WROTEN	2-0	13	0-3	.000	0-0	---	2-4	.500	0 0 1	0	2-0	1	0	0	2	1.0	1
GRIZZLIES	4	1010	141-332	.425	10-43	.233	78-95	.821	43 116 159	70	75-0	33	59	16	370	92.5	101
SPURS	4	1010	152-316	.481	34-95	.358	52-67	.776	31 125 156	100	88-2	36	65	26	390	97.5	103



Eric Spoelstra

601 Biscayne Blvd. • Miami, FL 33132
(786) 777-4328 • www.heat.com

Managing General Partner Micky Arison
Chief Executive Officer Nick Arison
President Pat Riley
Senior V.P., Basketball Operations/General Manager Andy Elisburg
Head Coach Erik Spoelstra
Assistant Coaches Bob McAdoo, Ron Rothstein, David Fizdale,
Dan Craig, Juwan Howard
Head Athletic Trainer: Jay Sabol
Assistant Coach/Strength & Conditioning Bill Foran
Vice President, Sports Media Relations Tim Donovan
Director of Sports Media Relations Rob Wilson
Home Court AmericanAirlines Arena (19,600, built in 2000)
Radio The Ticket (790 AM & 104.3 FM): Mike Inglis, John Crotty
Spanish Radio WQBA (1140 AM): Jose Paneda, Joe Pujala
Television Sun Sports: Eric Reid, Tony Fiorentino, Jason Jackson



2013-14 SCHEDULE VS. HEAT

01/26 Sunday 12:00 p.m. at Miami
03/06 Thursday 7:00 p.m. in San Antonio

2012-13 RESULTS VS. HEAT

11/29 105-100 Heat at Miami
03/31 88-86 Heat in San Antonio

ALL-TIME RESULTS

88-89:	SA 4-2	01-02:	Tied 1-1
89-90:	SA 2-0	02-03:	SA 2-0
90-91:	SA 2-0	03-04:	SA 2-0
91-92:	Tied 1-1	04-05:	Tied 1-1
92-93:	Tied 1-1	05-06:	SA 2-0
93-94:	SA 2-0	06-07:	Tied 1-1
94-95:	SA 2-0	07-08:	SA 2-0
95-96:	Tied 1-1	08-09:	Tied 1-1
96-97:	MIA 2-0	09-10:	SA 2-0
97-98:	SA 2-0	10-11:	Tied 1-1
98-99:	DNP	11-12:	MIA 1-0
99-00:	Tied 1-1	12-13:	MIA 2-0
00-01:	Tied 1-1	TOTALS:	SA 34-17

SPURS-HEAT SERIES NOTES

OVERALL RECORD: 34-17 HOME: 22-3 ROAD: 12-14 OT: 1-0
CURRENT STREAK: Lost 4 HOME: L 1 ROAD: L 3
SPURS BIGGEST WIN: 30 2X: latest 125-95 on 3/4/11 in San Antonio
SPURS BIGGEST LOSS: 30, 110-80 on 3/14/11 at Miami
SPURS LAST WIN AT HOME: 125-95 on 3/4/11
SPURS LAST LOSS AT HOME: 88-86 on 03/31/13
SPURS LAST WIN ON THE ROAD: 89-76 on 3/16/10
SPURS LAST LOSS ON THE ROAD: 105-100 on 11/29/12

DID YOU KNOW?

The Heat and Spurs met in the 2013 NBA Finals ... The Heat's 90-79 win at San Antonio 12/23/96 was big for several reasons ... in the second quarter of the game, David Robinson suffered a broken bone in his left foot and missed the remainder of the 1996-97 season ... in addition, it was the first time in Heat history that Miami had won a game in San Antonio ... prior to the win, the Heat had dropped 10 straight games in San Antonio ... later that year Miami handed the Silver and Black a 79-72 setback on 3/2/97, making it the only season the Heat have swept the regular season series from the Spurs ... on 2/1/03 Tim Duncan set a Heat opponent's record when he grabbed 23 defensive rebounds at Miami ... he also had two offensive rebounds in that game for a total of 25 rebounds, the second-most by a Heat opponent ... The Spurs own two of the top three opponent-highs for steals in a game in Heat history ... San Antonio has 22 steals on 1/23/89 (tied for first) and 21 on 11/30/88 (second) ... In the same season (2010-11), the Spurs tied their largest margin of victory (30) over the Heat in a 125-95 win, while the Heat set the mark for their largest win over the Spurs (30) by a score of 110-80 in Miami ... Heat forward Udonis Haslem (1998-02) and Spurs forward Matt Bonner (1999-03) were teammates at the University of Florida ... Spurs assistant coach Sean Marks played two seasons (2001-03) with the Heat, averaging 3.1 points, 2.6 rebounds in 44 games.

2012-13 SEASON SERIES (0-2) SAN ANTONIO SPURS VS. MIAMI

PLAYER	G-GS	MIN	FG-FGA	PCT	3FG-FGA	PCT	FT-FTA	PCT	OFF	DEF	TOT	AST	PF-DQ	STL	TO	BLK	PTS	AVG	HI
DUNCAN	1-1	35	8-15	.533	0-0	---	1-3	.333	3	9	12	4	0-0	1	2	2	17	17.0	17
LEONARD	1-1	37	8-13	.615	1-3	.333	0-0	---	5	6	11	1	1-0	2	1	0	17	17.0	17
NEAL	2-0	51	9-28	.321	3-13	.231	4-4	1.000	0	5	5	9	5-0	3	6	0	25	12.5	20
SPLITTER	2-2	58	9-16	.563	0-0	---	7-12	.583	6	13	19	4	5-0	2	4	1	25	12.5	18
GREEN	1-1	32	4-14	.286	3-9	.333	1-3	.333	0	3	3	2	4-0	1	1	0	12	12.0	12
PARKER	1-1	37	4-14	.286	0-3	.000	4-4	1.000	0	5	5	8	1-0	0	1	0	12	12.0	12
JACKSON	1-0	15	5-8	.625	1-2	.500	0-0	---	1	0	1	1	3-0	0	1	0	11	11.0	11
ANDERSON	1-0	20	2-2	1.000	1-1	1.000	4-5	.800	0	4	4	3	2-0	0	0	1	9	9.0	9
DE COLO	2-1	45	5-9	.556	3-5	.600	5-6	.833	3	4	7	7	5-0	1	6	0	18	9.0	15
DIAW	2-1	57	9-29	.310	1-3	.333	1-2	.500	7	10	17	2	2-0	0	3	0	14	7.0	12
MILLS	1-1	24	3-11	.273	1-7	.143	0-0	---	0	1	1	2	2-0	2	4	0	7	7.0	7
BLAIR	1-0	18	3-7	.429	0-0	---	0-1	.000	1	2	3	0	2-0	0	1	0	6	6.0	6
BONNER	2-1	38	4-7	.571	2-4	.500	0-0	---	1	10	11	2	1-0	0	1	0	10	5.0	10
JOSEPH	1-0	15	1-6	.167	1-4	.250	0-0	---	1	1	2	2	0-0	0	0	0	3	3.0	3
SPURS	2	480	71-159	.447	17-54	.315	27-40	.675	24	70	94	48	33-0	12	37	4	186	93.0	100

2012-13 SEASON SERIES (2-0) MIAMI HEAT VS. SAN ANTONIO

PLAYER	G-GS	MIN	FG-FGA	PCT	3FG-FGA	PCT	FT-FTA	PCT	OFF	DEF	TOT	AST	PF-DQ	STL	TO	BLK	PTS	AVG	HI
JAMES	1-1	39	9-16	.563	2-5	.400	3-6	.500	3	6	9	7	2-0	4	4	0	23	23.0	23
BOSH	2-2	73	17-29	.586	3-5	.600	4-4	1.000	4	17	21	4	5-0	0	2	3	41	20.5	23
WADE	1-1	32	7-17	.412	0-0	---	5-5	1.000	0	5	5	5	1-0	1	1	0	19	19.0	19
ALLEN	2-0	58	13-27	.481	3-8	.375	5-5	1.000	0	3	3	6	3-0	1	4	0	34	17.0	20
COLE	2-1	63	8-21	.381	0-4	.000	5-7	.714	1	2	3	6	6-0	2	2	0	21	10.5	13
CHALMERS	1-1	27	3-8	.375	1-2	.500	1-1	1.000	0	1	1	4	3-0	2	1	1	8	8.0	8
MILLER	2-1	41	5-10	.500	4-6	.667	0-0	---	0	4	4	6	3-0	2	0	0	14	7.0	12
BATTIER	1-0	27	2-5	.400	2-4	.500	0-0	---	0	2	2	1	0-0	3	0	1	6	6.0	6
HASLEM	2-1	39	6-11	.545	0-0	---	0-0	---	2	9	11	0	5-0	0	2	0	12	6.0	8
LEWIS	2-2	51	4-12	.333	2-7	.286	0-0	---	0	6	6	4	2-0	1	2	4	10	5.0	7
ANDERSEN	1-0	18	1-1	1.000	0-0	---	2-4	.500	0	5	5	1	2-0	0	1	1	4	4.0	4
ANTHONY	2-0	6	0-0	---	0-0	---	1-2	.500	0	0	0	0	0-0	1	1	0	1	0.5	1
JONES	1-0	5	0-0	---	0-0	---	0-0	---	0	0	0	1	1-0	1	0	0	0	0.0	0
HEAT	2	480	75-157	.478	17-41	.415	26-34	.765	10	60	70	45	33-0	18	21	10	193	96.5	105
SPURS	2	480	71-159	.447	17-54	.315	27-40	.675	24	70	94	48	33-0	12	37	4	186	93.0	100

1001 North Fourth Street • Milwaukee, WI 53203-1312
(414) 227-0500 • www.bucks.com



President Herb Kohl
General Manager John Hammond
Assistant General Manager David Morway
Head Coach Larry Drew
Assistant Coaches Jim Clemons, Bob Bender, Nick Van Exel,
Scott Williams, Josh Oppenheimer
Head Athletic Trainer Scott Bartholme
Vice President of Public Relations Dan Smyczek
Home Court BMO Harris Bradley Center (18,717, built in 1988)
Radio WTMJ (620 AM): Ted Davis, Dennis Krause
Television FOX Sports Wisconsin: Jim Paschke, Jon McGlockin



Larry Drew

2013-14 SCHEDULE VS. BUCKS

12/11 Wednesday 7:00 p.m. at Milwaukee
01/19 Sunday 6:00 p.m. in San Antonio

2012-13 RESULTS VS. BUCKS

12/05 110-99 Spurs in San Antonio
01/02 117-110 Spurs at Milwaukee

ALL-TIME RESULTS

76-77:	MIL 3-1	94-95:	SA 2-0
77-78:	Tied 2-2	95-96:	Tied 1-1
78-79:	SA 3-1	96-97:	Tied 1-1
79-80:	SA 2-0	97-98:	SA 2-0
80-81:	Tied 1-1	98-99:	DNP
81-82:	Tied 1-1	00-01:	MIL 2-0
82-83:	MIL 2-0	01-02:	MIL 2-0
83-84:	Tied 1-1	02-03:	SA 2-0
84-85:	MIL 2-0	03-04:	Tied 1-1
85-86:	MIL 2-0	04-05:	SA 2-0
86-87:	Tied 1-1	05-06:	Tied 1-1
87-88:	Tied 1-1	06-07:	MIL 2-0
88-89:	Tied 1-1	07-08:	SA 2-0
89-90:	Tied 1-1	08-09:	MIL 2-0
99-00:	MIL 2-0	09-10:	SA 2-0
90-91:	Tied 1-1	10-11:	SA 2-0
91-92:	Tied 1-1	11-12:	MIL 1-0
92-93:	SA 2-0	12-13:	SA 2-0
93-94:	SA 2-0	TOTALS:	SA 41-36

SPURS-BUCKS SERIES NOTES

OVERALL RECORD: 41-36 **HOME:** 26-12 **ROAD:** 15-24 **OT:** 2-2
CURRENT STREAK: Won 2 **HOME:** W 3 **ROAD:** W 1
SPURS BIGGEST WIN: 42, 153-111 on 10/14/78 in San Antonio
SPURS BIGGEST LOSS: 29, 126-97 on 11/5/85 at Milwaukee
SPURS LAST WIN AT HOME: 110-99 on 12/05/12
SPURS LAST LOSS AT HOME: 100-98 on 12/30/08
SPURS LAST WIN ON THE ROAD: 117-110 on 01/02/13
SPURS LAST LOSS ON THE ROAD: 106-103 on 01/10/12

DID YOU KNOW?

Bucks assistant coach Nick Van Exel played for the Spurs in the 2006-06 season, appearing in 65 games averaging 5.5 points and 1.9 assists ... Bucks guard Gary Neal spent three seasons with the San Antonio Spurs, averaging 9.7 points, 2.2 rebounds and 1.7 assists ... One of the craziest games in Spurs history took place on 3/6/82 vs. the Bucks in the HemisFair Arena ... the Spurs beat the Bucks 171-166 in triple overtime ... the Spurs 171 points that night is a club record and their combined point total of 337 is the second highest total ever recorded in NBA history ... Bucks forward John Henson (2009-12) and Spurs guard Danny Green (2005-09) both attended the University of North Carolina.

2012-13 SEASON SERIES (2-0) SAN ANTONIO SPURS VS. MILWAUKEE

PLAYER	G-GS	MIN	FG-FGA	PCT	3FG-FGA	PCT	FT-FTA	PCT	OFF DEF TOT	AST	PF-DO	STL	TO	BLK	PTS	AVG	HL
DUNCAN	2-2	61	18-35	.514	0-0	---	9-10	.900	4 19 23	7	4-0	1	3	0	45	22.5	28
PARKER	2-2	71	16-34	.471	1-2	.500	12-13	.923	11 6 17	21	5-0	3	10	0	45	22.5	23
NEAL	2-1	44	10-21	.476	3-8	.375	6-7	.857	2 6 8	4	3-0	0	1	0	29	14.5	22
GINOBLI	2-0	52	8-22	.364	4-8	.500	7-9	.778	1 5 6	12	7-0	3	3	0	27	13.5	16
SPLITTER	2-1	43	9-11	.818	0-0	---	3-4	.750	3 7 10	1	7-0	1	1	0	21	10.5	15
GREEN	1-1	30	3-5	.600	3-4	.750	0-0	---	0 2 2	1	2-0	1	0	0	9	9.0	9
JACKSON	1-0	21	4-8	.500	0-2	.000	0-2	.000	1 2 3	4	2-0	1	2	0	8	8.0	8
DIJAW	2-1	45	6-9	.667	1-3	.333	0-0	---	2 6 8	2	2-0	0	2	1	13	6.5	9
BONNER	2-0	31	4-10	.400	2-6	.333	0-0	---	3 10 13	0	3-0	0	1	0	10	5.0	5
LEONARD	1-1	24	2-6	.333	0-2	.000	0-0	---	0 5 5	0	2-0	1	0	0	4	4.0	4
DE COLO	2-0	19	3-4	.750	1-2	.500	0-2	.000	0 1 1	2	1-0	1	1	1	7	3.5	7
BLAIR	2-1	17	2-6	.333	0-0	---	1-2	.500	4 0 4	0	3-0	0	0	0	5	2.5	5
JOSEPH	1-0	10	1-2	.500	0-1	.000	0-0	---	1 1 2	2	0-0	2	1	0	2	2.0	2
MILLS	1-0	1	0-0	---	0-0	---	2-2	1.000	0 0 0	0	2-0	0	0	0	2	2.0	2
ANDERSON	1-0	12	0-1	.000	0-0	---	0-0	---	0 1 1	3	0-0	0	0	0	0	0.0	0
SPURS	2	480	86-174	.494	15-38	.395	40-51	.784	22 71 93	59	43-0	14	25	7	227	113.5	117
BUCKS	2	480	78-172	.453	10-29	.345	43-53	.811	21 62 83	48	37-0	15	27	13	209	104.5	110

2012-13 SEASON SERIES (0-2) MILWAUKEE BUCKS VS. SAN ANTONIO

PLAYER	G-GS	MIN	FG-FGA	PCT	3FG-FGA	PCT	FT-FTA	PCT	OFF DEF TOT	AST	PF-DO	STL	TO	BLK	PTS	AVG	HL
JENNINGS	2-2	83	18-41	.439	2-7	.286	7-7	1.000	0 2 2	9	5-0	2	7	2	45	22.5	31
ELLIS	2-2	77	12-37	.324	1-4	.250	14-17	.824	0 8 8	19	4-0	4	3	0	39	19.5	21
DUNLEAVY	1-0	37	7-12	.583	3-7	.429	2-2	1.000	0 3 3	1	2-0	1	2	0	19	19.0	19
HENSON	2-0	25	10-11	.909	0-0	---	0-0	---	3 6 9	3	3-0	1	0	1	20	10.0	20
ILYASOVA	2-0	54	8-17	.471	2-5	.400	2-2	1.000	5 10 15	1	1-0	1	3	1	20	10.0	17
DANIELS	2-2	49	6-14	.429	1-2	.500	4-7	.571	1 5 6	7	3-0	2	1	0	17	8.5	12
DALEMBERT	1-0	17	4-6	.667	0-0	---	0-0	---	1 3 4	0	2-0	0	0	1	8	8.0	8
MBAH A MOUTE2-1	38	3-9	.333	1-2	.500	7-10	.700	3 9 12	1	2-0	1	2	1	14	7.0	10	
REDICK (TOT)	1-0	22	3-9	.333	1-4	.250	0-0	---	0 1 1	4	1-0	0	2	0	7	7.0	7
SANDERS	2-2	40	4-8	.500	0-0	---	2-2	1.000	5 11 16	3	8-0	2	7	5	10	5.0	6
UDOH	2-1	32	2-6	.333	0-0	---	5-6	.833	3 3 6	1	2-0	0	0	2	9	4.5	7
AYON (TOT)	1-0	12	2-2	1.000	0-0	---	0-0	---	1 3 4	1	1-0	0	1	0	4	4.0	4
LAMB	2-0	24	3-10	.300	0-2	.000	0-0	---	0 1 1	2	1-0	1	2	0	6	3.0	4
HARRIS	2-0	3	1-1	1.000	0-0	---	0-0	---	0 1 1	1	1-0	0	0	0	2	1.0	2
SMITH (TOT)	1-0	6	0-2	.000	0-0	---	0-0	---	0 0 0	0	0-0	0	0	0	0	0.0	0
BUCKS	2	480	78-172	.453	10-29	.345	43-53	.811	21 62 83	48	37-0	15	27	13	209	104.5	110
SPURS	2	480	86-174	.494	15-38	.395	40-51	.784	22 71 93	59	43-0	14	25	7	227	113.5	117

MINNESOTA TIMBERWOLVES



Rick Adelman

600 First Ave. North • Minneapolis, MN 55403
(612) 673-1600 • www.timberwolves.com

Owner Glen Taylor
Chief Executive Officer Rob Moor
President Chris Wright
President of Basketball Operations & Minority Owner Phil "Flip" Saunders
Head Coach Rick Adelman
Assistant Coach Terry Porter, Jack Sikma, T.R. Dunn, David Adelman
General Manager Milt Newton
Head Athletic Trainer Gregg Farnam
Vice President of Communications Brad Rulter
Home Court Target Center (19,356, built in 1990)
Radio WCCO (830 AM); Alan Horton
Television Fox Sports North; Dave Benz, Jim Petersen



2013-14 SCHEDULE VS. TIMBERWOLVES

12/04 Wednesday 8:30 p.m. at Minnesota (Mexico City)
12/13 Friday 7:30 p.m. in San Antonio
01/12 Tuesday 6:00 p.m. in San Antonio

2012-13 RESULTS VS. TIMBERWOLVES

01/13 106-88 Spurs in San Antonio
02/06 104-94 Spurs at Minnesota
03/12 107-83 Timberwolves at Minnesota
04/17 108-95 Timberwolves in San Antonio

ALL-TIME RESULTS

89-90: SA 4-1 02-03: Tied 2-2
90-91: SA 4-0 03-04: Tied 2-2
91-92: SA 6-0 04-05: SA 2-1
92-93: SA 4-1 05-06: SA 4-0
93-94: SA 4-1 06-07: SA 2-1
94-95: SA 5-0 07-08: SA 4-0
95-96: SA 3-1 08-09: SA 4-0
96-97: MIN 4-0 09-10: SA 3-0
97-98: SA 3-1 10-11: SA 4-0
98-99: Tied 2-2 11-12: MIN 2-1
99-00: MIN 3-1 12-13: Tied 2-2
00-01: SA 3-1 TOTALS: SA 71-27
01-02: Tied 2-2

SPURS-WOLVES SERIES NOTES

OVERALL RECORD: 71-27 HOME: 40-9 ROAD: 31-18 OT: 2-3
CURRENT STREAK: Lost 2 HOME: L 1 ROAD: L 1
SPURS BIGGEST WIN: 36, 122-84 on 12/30/95 in San Antonio
SPURS BIGGEST LOSS: 24, 107-83 on 03/12/13 in Minnesota
SPURS LAST WIN AT HOME: 106-88 on 01/13/13
SPURS LAST LOSS AT HOME: 108-95 on 4/17/13
SPURS LAST WIN ON THE ROAD: 104-94 on 02/06/13
SPURS LAST LOSS ON THE ROAD: 107-83 on 03/12/13

DID YOU KNOW?

Tony Parker holds the record for most points in Target Center history when he dropped 55 points on the Timberwolves on 11/5/08 in a double-overtime win ... David Robinson is second on the list with a 50-point game he laid on Minnesota on 2/24/94 ... Robinson is second on Minnesota's all-time opponent scoring list with 1,233 points ... he is also the Timberwolves first opponent to record a triple-double - with 24 points, 12 rebounds and 12 blocks - on 2/23/90 ... on 2/6/99 the Spurs set a Minnesota opponent's record for most rebounds in a non-overtime game with 64 ... a stingy Spurs led defense led to two Minnesota playoff-lows for points: San Antonio held the Timberwolves to 69 points on 4/23/01 and to 28 points in the first half on 5/13/99 ... Timberwolves forward Corey Brewer (2004-07) and Spurs forward Matt Bonner (1999-03) both attended the University of Florida.

2012-13 SEASON SERIES (2-2) SAN ANTONIO SPURS VS. MINNESOTA

PLAYER	G-GS	MIN	FG-FGA	PCT	3FG-FGA	PCT	FT-FTA	PCT	OFF	DEF	TOT	AST	PF	STL	TO	BLK	PTS	AVG	HI
PARKER	3-3	91	24-48	.500	0-2	.000	18-18	1.000	1	5	6	22	1-0	3	7	0	66	22.0	31
DUNCAN	2-2	57	9-19	.474	0-0	---	11-12	.917	3	20	23	8	3-0	3	8	8	29	14.5	17
LEONARD	3-3	87	13-24	.542	3-6	.500	3-3	1.000	1	16	17	2	6-0	5	2	1	32	10.7	19
GREEN	4-4	93	15-33	.455	10-25	.400	2-3	.667	2	9	11	9	6-0	6	7	2	42	10.5	28
JACKSON	3-1	71	10-20	.500	5-11	.455	2-4	.500	1	15	16	2	4-0	3	5	2	27	9.0	14
NEAL	4-0	65	14-31	.452	6-13	.462	2-2	1.000	0	7	7	3	4-0	0	3	0	36	9.0	17
SPLITTER	3-3	67	8-22	.364	0-0	---	10-10	1.000	8	14	22	6	10-0	2	7	2	26	8.7	12
JOSEPH	2-1	47	6-14	.429	1-1	1.000	4-4	1.000	1	6	7	4	2-0	0	3	1	17	8.5	15
GINOBILI	3-0	46	9-25	.360	0-7	.000	3-4	.750	0	2	2	8	4-0	2	4	1	21	7.0	12
BLAIR	4-0	66	12-20	.600	0-0	---	1-2	.500	2	13	15	1	12-0	3	2	1	25	6.3	10
MILLS	4-0	54	7-20	.350	6-13	.462	2-2	1.000	1	6	7	10	8-0	2	3	1	22	5.5	9
DE COLO	4-0	48	6-12	.500	1-4	.250	6-6	1.000	2	5	7	10	3-0	1	2	0	19	4.8	13
BONNER	3-2	68	5-10	.500	1-3	.333	0-0	---	0	11	11	2	5-0	0	2	1	11	3.7	7
DIAW	3-1	67	5-18	.278	1-8	.125	0-0	---	3	5	8	7	7-0	6	5	1	11	3.7	6
BAYNES	3-0	34	1-6	.167	0-0	---	2-2	1.000	1	3	4	0	9-0	0	3	3	4	1.3	4
SPURS	4	960	144-322	.447	34-93	.366	66-72	.917	26	137	163	94	84-0	36	66	24	388	97.0	106
TIMBERWOLVES	4	960	152-343	.443	36-83	.434	57-80	.713	45	136	181	95	67-0	36	60	23	397	99.3	108

2012-13 SEASON SERIES (2-2) MINNESOTA TIMBERWOLVES VS. SAN ANTONIO

PLAYER	G-GS	MIN	FG-FGA	PCT	3FG-FGA	PCT	FT-FTA	PCT	OFF	DEF	TOT	AST	PF	STL	TO	BLK	PTS	AVG	HI
PEKOVIC	2-2	64	11-21	.524	0-0	---	13-14	.929	5	9	14	0	2-0	0	6	3	35	17.5	21
BUDINGER	1-0	24	6-13	.462	3-7	.429	0-0	---	1	3	4	1	1-0	0	1	0	15	15.0	15
BAREA	4-0	96	20-53	.377	10-24	.417	7-7	1.000	0	15	15	18	7-0	1	7	0	57	14.3	17
WILLIAMS	4-3	109	20-46	.435	5-13	.385	12-19	.632	4	23	27	4	5-0	1	6	1	57	14.3	21
RIEDORF	4-4	103	20-37	.541	4-7	.571	2-3	.667	0	8	8	15	8-0	3	6	0	46	11.5	14
RUBIO	4-3	119	16-46	.348	4-12	.333	10-13	.769	1	19	20	28	9-0	8	13	1	46	11.5	21
CUNNINGHAM	1-1	102	15-36	.417	0-0	---	4-6	.667	8	13	21	2	8-0	5	2	1	34	8.5	11
SHVED	4-1	95	11-29	.379	5-12	.417	4-8	.500	3	7	10	17	4-0	4	5	4	31	7.8	16
STIEMMA	4-2	86	14-21	.667	0-0	---	3-3	1.000	4	16	20	0	11-0	6	5	5	31	7.8	12
KIRILENKO	2-2	53	6-14	.429	1-2	.500	1-1	1.000	7	10	17	6	1-0	5	0	1	14	7.0	9
GELABALE	3-2	64	7-13	.538	4-5	.800	0-0	---	5	3	8	2	5-0	0	1	1	18	6.0	10
JOHNSON	2-0	31	5-6	.833	0-0	---	1-6	.167	4	6	10	1	4-0	1	3	6	11	5.5	6
AMUNDSON	1-0	5	1-4	.250	0-0	---	0-0	---	3	2	5	0	2-0	0	1	0	2	2.0	2
HAYWARD	1-0	9	0-4	.000	0-1	.000	0-0	---	0	2	2	1	0-0	2	0	0	0	0.0	0
TIMBERWOLVES	4	960	152-343	.443	36-83	.434	57-80	.713	45	136	181	95	67-0	36	60	23	397	99.3	108
SPURS	4	960	144-322	.447	34-93	.366	66-72	.917	26	137	163	94	84-0	36	66	24	388	97.0	106

NEW ORLEANS PELICANS

5800 Airline Drive • Metairie, LA 70003
(504) 593-4700 • www.pelicans.com



Owner/Chairman of the Board Tom Benson
Owner/Vice Chairman of the Board Rita Benson LeBlanc
President Dennis Lauscha
Executive Vice President Mickey Loomis
General Manager Dell Demps
Head Coach Monty Williams
Assistant Coaches Randy Ayers, Dave Hanners, Bryan Gates,
Fred Vinson, Kevin Hanson
Head Athletic Trainer Jon Ishop
Sr. V.P. of Communications Greg Bensel
Director of Basketball Communications Matt Ryan
Home Court New Orleans Arena (17,003, built in 1999)
Radio New Orleans (105.3 FM): Sean Kelley, John DeShazer
Television Fox Sports New Orleans: Joel Meyers, David Wesley, Jen Hale



Monty Williams

2013-14 SCHEDULE VS. PELICANS

11/25	Monday	7:30 p.m.	in San Antonio
01/13	Monday	7:00 p.m.	at New Orleans
02/03	Monday	7:00 p.m.	at New Orleans
03/29	Saturday	7:30 p.m.	in San Antonio

2012-13 RESULTS VS. PELICANS

10/31	99-95 Spurs at New Orleans
12/21	99-94 Spurs in San Antonio
01/07	95-88 Pelicans at New Orleans
01/23	106-102 Spurs in San Antonio

ALL-TIME RESULTS

88-89:	CHA 2-0	01-02:	Tied 1-1
89-90:	SA 5-0	02-03:	SA 2-0
90-91:	Tied 1-1	03-04:	Tied 1-1
91-92:	CHA 2-0	04-05:	SA 4-0
92-93:	Tied 1-1	05-06:	SA 3-1
93-94:	SA 2-0	06-07:	SA 4-0
94-95:	Tied 1-1	07-08:	Tied 2-2
95-96:	SA 2-0	08-09:	Tied 2-2
96-97:	CHA 2-0	09-10:	SA 4-0
97-98:	Tied 1-1	10-11:	Tied 2-2
98-99:	DNP	11-12:	SA 4-0
99-00:	SA 2-0	12-13:	SA 3-1
00-01:	Tied 1-1	TOTALS:	SA 48-21

SPURS-PELICANS SERIES NOTES

OVERALL RECORD: 48-21 **HOME:** 25-9 **ROAD:** 22-12 **OT:** 2-1
CURRENT STREAK: Won 1 **HOME:** W 5 **ROAD:** L 1
SPURS BIGGEST WIN: 35, 112-77 on 12/23/06 at Oklahoma City
SPURS BIGGEST LOSS: 25, 100-75 on 3/12/08 at New Orleans
SPURS LAST WIN AT HOME: 106-102 on 01/23/13 in San Antonio
SPURS LAST LOSS AT HOME: 99-90 on 10/30/10
SPURS LAST WIN ON THE ROAD: 99-95 on 10/31/12
SPURS LAST LOSS ON THE ROAD: 95-88 on 01/07/13

DID YOU KNOW?

Pelicans General Manager Dell Demps spent five seasons in the Spurs front office serving as director of pro player personnel and general manager of the Austin Toros ... Demps also played for the Spurs during the 1995-96 season ... Pelicans Head Coach Monty Williams served as a coaching intern with the Silver and Black during the 2004-05 season ... Williams also played for the Silver and Black for three seasons (1995-98), averaging 7.1 points in 154 games ... Pelicans assistant coach James Borrego spent seven seasons with the Spurs as the team's head video coordinator ... Tim Duncan is one of only two players (Robert Parrish) to record two 20-20 games against the Hornets ... David Robinson blocked 11 shots at Charlotte on 2/2/90, setting a record for most blocks in a game by a Hornets opponent ... Robinson and Terry Cummings each went for 52-points against the Hornets, which is good for third on their all-time top performances list ... Kelly Tripuka became the first player in Hornets history to score 30+ points in a game when he went for 31 against San Antonio on 11/19/88 ... the Hornets won the game 107-105, which became the first road victory in franchise history ... Pelicans forward Al-Farouq Aminu and Spurs forward Tim Duncan both attended Wake Forest University ... Spurs guard Marco Belinelli (2010-12) spent two seasons with the Pelicans, averaging 11.1 points and 2.2 rebounds in 146 games.

2012-13 SEASON SERIES (3-1) SAN ANTONIO SPURS VS. NEW ORLEANS

PLAYER	G-GS	MIN	FG-FGA	PCT	3FG-3FGA	PCT	FT-FTA	PCT	OFF DEF TOT	AST	PF-DO	STL TO	BLK	PTS	AVG	HI
PARKER	4-4	136	36-65	.554	1-5	.200	15-23	.652	2 7 9	27	7-0	3 8	0	88	22.0	25
DUNCAN	3-3	92	22-40	.550	0-0	---	8-9	.889	7 22 29	9	6-0	2 12	8	52	17.3	24
GINOBILI	3-0	66	13-30	.433	3-8	.375	14-17	.824	1 7 8	16	4-0	7 5	2	43	14.3	21
LEONARD	3-2	85	13-26	.500	6-13	.462	5-6	.833	1 11 12	3	7-0	8 4	2	37	12.3	19
SPLITTER	4-3	102	17-24	.708	0-0	---	12-14	.857	6 19 25	6	4-0	5 5	2	46	11.5	25
JACKSON	4-1	90	12-28	.429	4-16	.250	5-10	.500	1 8 9	6	11-0	1 4	2	33	8.3	15
GREEN	4-4	105	13-36	.361	4-18	.222	0-0	---	1 14 15	3	9-0	3 4	2	30	7.5	12
DIAW	4-2	103	9-15	.600	1-3	.333	2-6	.333	5 13 18	15	6-0	3 4	1	21	5.3	12
NEAL	4-1	94	9-29	.310	3-13	.231	0-1	.000	2 7 9	9	7-0	0 2	0	21	5.3	9
DE COLO	3-0	30	4-5	.800	0-1	.000	0-1	.000	1 6 7	5	2-0	0 1	0	8	2.7	4
BONNER	4-0	43	4-10	.400	2-7	.286	0-1	.000	0 4 4	0	5-0	0 2	0	12	2.5	7
BLAIR	1-0	7	1-1	1.000	0-0	---	0-2	.000	0 0 0	0	0-0	0 0	0	2	0.2	0
MILLS	2-0	8	0-0	---	0-0	---	1-2	.500	0 1 1	1	0-0	0 2	1	1	0.5	1
SPURS	4	960	153-309	.495	24-84	.286	62-92	.674	27 123 150	100	68-0	32 56	22	392	98.0	106
HORNETS	4	960	152-330	.461	21-63	.333	61-74	.824	44 131 175	88	73-0	31 55	16	386	96.5	102

2012-13 SEASON SERIES (1-3) NEW ORLEANS PELICANS VS. SAN ANTONIO

PLAYER	G	GS	MIN	FG	FGA	PCT	3FG	FGA	PCT	FT	FTA	PCT	OFF	DEF	TOT	AST	PF	DO	STL	TO	BLK	PTS	AVG	HI
GORDON	2-2	62	14-30	.467	3-6	.500	10-10	1.000	3	3	6	2	1-0	2	7	1	41	20.5	24					
DAVIS	4-4	124	25-45	.556	0-0	---	15-17	.882	11	23	34	2	9-0	6	5	4	65	16.3	21					
ANDERSON	4-0	124	17-48	.354	8-22	.364	10-10	1.000	5	17	22	5	12-0	4	3	1	52	13.0	16					
VASQUEZ	4-4	138	23-46	.500	3-10	.300	2-3	.667	2	15	17	39	8-0	3	9	1	51	12.8	15					
SMITH	3-0	50	14-21	.667	0-0	---	5-8	.625	7	7	14	1	4-0	1	1	2	33	11.0	13					
AMINU	3-3	107	14-28	.500	0-3	.000	1-3	.333	2	27	29	8	7-0	5	8	4	29	9.7	17					
LOPEZ	4-4	86	16-30	.533	0-0	---	1-1	1.000	9	13	22	5	3-0	1	6	3	33	8.3	10					
MASON	3-0	65	8-20	.400	3-9	.333	2-2	1.000	1	6	7	6	7-0	3	2	0	21	7.0	10					
ROBERTS	4-0	42	10-21	.476	3-5	.600	3-3	1.000	0	4	4	7	2-0	2	1	0	26	6.5	11					
HENRY	2-0	18	3-5	.600	0-0	---	4-7	.571	2	3	5	1	4-0	1	2	0	10	5.0	8					
RIVERS	4-2	84	4-26	.154	0-5	.000	8-10	.800	1	6	7	8	8-0	0	6	0	16	4.0	7					
MCGUIRE	1-0	14	1-2	.500	0-0	---	0-0	---	0	2	2	1	2-0	1	0	0	2	2.0	2					
MILLER	2-0	19	1-3	.333	1-3	.333	0-0	---	0	2	2	2	2-0	2	2	0	3	1.5	3					
THOMAS	3-1	28	2-5	.400	0-0	---	0-0	---	1	3	4	1	3-0	0	0	0	4	1.3	2					
AMUNDSON (TOT)	2-0	6	1-5	.200	0-0	---	0-0	---	4	2	6	0	2-0	0	1	0	2	1.0	2					
SLOAN (TOT)	1-0	0	0-0	---	0-0	---	0-0	---	0	0	0	0	0-0	0	0	0	0	0.0	0					
SLOAN (NO)	1-0	0	0-0	---	0-0	---	0-0	---	0	0	0	0	0-0	0	0	0	0	0.0	0					
HORNETS	4	960	152-330	.461	21-63	.333	61-74	.824	44	131	175	88	73-0	31	55	16	386	96.5	102					
SPURS	4	960	153-309	.495	24-84	.286	62-92	.674	27	123	150	100	68-0	32	56	22	392	98.0	106					

NEW YORK KNICKS



Mike Woodson

Two Pennsylvania Plaza • New York, NY 10121-0091
(212) 465-6471 • www.knicks.com

Executive Chairman, The Madison Square Garden Company James L. Dolan
Executive Vice President and General Manager Glen Grunwald
Head Coach Mike Woodson
Assistant Coaches Jim Todd, Darrell Walker, Herb Williams
Head Athletic Trainer Roger Hinds
Vice President of Public Relations Jonathan Supranowitz
Home Court Madison Square Garden (19,763, built in 1968)
Radio ESPN Radio (98.7 FM); Sporo Dedes, Brendan Brown
Television MSG Network: Mike Breen, Walt Frazier



2013-14 SCHEDULE VS. KNICKS

11/10 Sunday 11:00 a.m. at New York
01/02 Thursday 7:30 p.m. in San Antonio

2012-13 RESULTS VS. KNICKS

11/15 104-100 Knicks in San Antonio
01/03 100-83 Knicks at New York

ALL-TIME RESULTS

76-77:	SA 3-1	95-96:	Tied 1-1
77-78:	Tied 2-2	96-97:	NY 2-0
78-79:	SA 3-1	97-98:	SA 2-0
79-80:	NY 4-2	98-99:	DNP
80-81:	SA 2-0	99-00:	Tied 1-1
81-82:	SA 2-0	00-01:	NY 2-0
82-83:	NY 2-0	01-02:	SA 2-0
83-84:	NY 2-0	02-03:	NY 2-0
84-85:	Tied 1-1	03-04:	SA 2-0
85-86:	Tied 1-1	04-05:	Tied 1-1
86-87:	Tied 1-1	05-06:	SA 2-0
87-88:	Tied 1-1	06-07:	SA 2-0
88-89:	Tied 1-1	07-08:	SA 2-0
89-90:	Tied 1-1	08-09:	Tied 1-1
90-91:	Tied 1-1	09-10:	SA 2-0
91-92:	SA 2-0	10-11:	Tied 1-1
92-93:	NY 2-0	11-12:	SA 1-0
93-94:	Tied 1-1	12-13:	NY 2-0
94-95:	Tied 1-1	TOTALS:	SA 45-36

SPURS-KNICKS SERIES NOTES

OVERALL RECORD: 45-36 **HOME:** 31-10 **ROAD:** 14-26 **OT:** 3-4
CURRENT STREAK: Lost 2 **HOME:** L 1 **ROAD:** L 2
SPURS BIGGEST WIN: 30 two times: latest 121-93 on 2/27/06 in San Antonio
SPURS BIGGEST LOSS: 22, 104-82 on 1/15/01 at New York
SPURS LAST WIN AT HOME: 118-105 on 03/07/12
SPURS LAST LOSS AT HOME: 104-100 on 11/15/12
SPURS LAST WIN ON THE ROAD: 95-88 on 12/27/09
SPURS LAST LOSS ON THE ROAD: 100-83 on 01/03/13

DID YOU KNOW?

The Spurs beat the Knicks 4-1 in the 1999 NBA Finals to claim the first NBA Championship in franchise history ... Tim Duncan was the Finals MVP, averaging 27.4 points and 14.0 rebounds in the five game series ... the 39,554 fans that packed the Alamodome to see the Spurs defeat the Knicks 80-67 in Game 2 of the NBA Finals on 6/18/99 was the largest crowd to ever see a Spurs game in the Dome and the second-largest crowd to ever witness an NBA Finals game ... Spurs guard Manu Ginobili and Knicks guard Pablo Prigioni helped Argentina to a bronze medal finish at the 2008 Summer Olympics in Beijing ... Knicks guard Raymond Felton (2002-05) and Spurs guard Danny Green (2005-09) both attended the University of North Carolina ... Both also won NCAA National Championships while attending UNC ... Spurs assistant coach Ime Udoka spent the 2005-06 season with the Knicks, averaging 2.8 points and 2.1 rebounds in 8 games.

2012-13 SEASON SERIES (0-2) SAN ANTONIO SPURS VS. NEW YORK

PLAYER	G-GS	MIN	FG-FGA	PCT	3FG-FGA	PCT	FT-FTA	PCT	OFF	DEF	TOT	AST	PF	DO	STL	TO	BLK	PTS	AVG	HI
PARKER	2-2	60	12-31	.387	1-3	.333	5-7	.714	0	9	9	18	5-0	0	1	1	30	15.0	19	
DUNCAN	2-2	55	10-18	.556	0-1	.000	5-8	.625	6	14	20	2	1-0	1	4	5	25	12.5	14	
NEAL	1-0	23	3-11	.273	1-5	.200	5-6	.833	0	2	2	1	1-0	1	2	0	12	12.0	12	
LEONARD	2-2	63	9-20	.450	4-12	.333	1-1	1.000	6	6	12	2	3-0	2	1	0	23	11.5	16	
GINOBLI	2-0	50	6-18	.333	3-10	.300	5-6	.833	0	3	3	5	5-0	2	5	0	20	10.0	12	
SPLITTER	2-1	44	5-10	.500	0-0	---	10-10	1.000	1	2	3	0	4-0	1	3	4	20	10.0	13	
DE COLO	1-0	9	4-4	1.000	1-1	1.000	0-0	---	0	2	2	0	0-0	0	1	0	9	9.0	9	
GREEN	2-2	51	7-18	.389	3-11	.273	1-2	.500	2	6	8	2	4-0	3	0	1	18	9.0	9	
JACKSON	2-0	29	4-13	.308	2-8	.250	0-0	---	2	9	11	1	2-0	0	1	1	10	5.0	10	
MILLS	2-0	31	4-9	.444	2-6	.333	0-0	---	2	3	5	0	1-0	0	3	0	10	5.0	5	
BLAIR	1-1	9	1-4	.250	0-0	---	0-0	---	0	0	0	0	1-0	0	0	0	2	2.0	2	
DIAW	2-0	41	1-2	.500	0-1	.000	2-2	1.000	0	6	6	2	4-0	2	2	0	4	2.0	4	
BONNER	1-0	14	0-6	.000	0-5	.000	0-0	---	1	1	2	1	0-0	0	0	0	0	0.0	0	
SPURS	2	480	66-164	.402	17-63	.270	34-42	.810	20	63	83	35	31-0	12	27	12	183	91.5	100	
KNICKS	2	480	78-168	.464	23-53	.434	25-39	.641	20	69	89	43	37-0	16	20	11	204	102.0		

2012-13 SEASON SERIES (2-0) NEW YORK KNICKS VS. SAN ANTONIO

PLAYER	G-GS	MIN	FG-FGA	PCT	3FG-FGA	PCT	FT-FTA	PCT	OFF	DEF	TOT	AST	PF	DO	STL	TO	BLK	PTS	AVG	HI
FELTON	1-1	35	10-20	.500	2-4	.500	3-5	.600	1	2	3	7	2-0	0	2	0	25	25.0	25	
SMITH	2-0	64	15-30	.500	2-7	.286	5-8	.625	2	8	10	5	6-0	2	0	2	37	18.5	20	
ANTHONY	2-2	76	12-32	.375	2-7	.286	6-8	.750	7	13	20	6	4-0	0	4	0	32	16.0	23	
CHANDLER	2-2	65	7-12	.583	0-0	---	9-12	.750	6	20	26	4	0-0	0	2	23	11.5	13		
NOVAK	2-0	42	7-13	.538	6-12	.500	0-0	---	0	3	3	0	3-0	2	0	0	20	10.0	15	
STOUDEMIRE	1-0	21	4-10	.400	0-0	---	2-4	.500	1	1	2	0	2-0	1	2	0	10	10.0	10	
WALLACE	1-0	15	4-8	.500	2-3	.667	0-0	---	0	3	3	0	2-0	1	0	1	10	10.0	10	
KIDD	2-2	55	7-14	.500	5-11	.455	0-0	---	0	3	3	5	3-0	4	3	3	19	9.5	14	
BREWER	2-2	34	6-12	.500	3-5	.600	0-2	.000	1	4	5	2	0-0	1	0	0	15	7.5	9	
PRIGIONI	2-0	34	4-11	.364	0-2	.000	0-0	---	0	3	3	11	3-0	4	1	1	8	4.0	6	
COPELAND	1-0	18	1-5	.200	1-2	.500	0-0	---	1	2	3	2	3-0	1	2	1	3	3.0	3	
CAMBY	1-1	16	1-1	1.000	0-0	---	0-0	---	0	6	6	1	2-0	0	1	1	2	2.0	2	
BARRON (TOT)	1-0	16	0-3	.000	0-0	---	0-0	---	0	3	3	0	1-0	0	0	0	0	0.0	0	
WHITE	1-0	5	0-0	---	0-0	---	0-0	---	1	1	2	0	0-0	0	0	0	0	0.0	0	
KNICKS	2	480	78-168	.464	23-53	.434	25-39	.641	20	69	89	43	37-0	16	20	11	204	102.0	104	
SPURS	2	480	66-164	.402	17-63	.270	34-42	.810	20	63	83	35	31-0	12	27	12	183	91.5	100	

OKLAHOMA CITY THUNDER

Leadership Square, 21 N. Robinson, Suite 300 • Oklahoma City, OK 73102
(405) 208-4800 • www.thunder.nba.com



Chairman Clayton I. Bennett
Executive Vice President and General Manager Sam Presti
Assistant General Manager/Vice President Troy Weaver
Assistant General Manager/Legal and Administration Michael Winger
Head Coach Scott Brooks
Assistant Coaches Mark Bryant, Rex Kalamian, Brian Keefe
..... Robert Pack, Mike Terpstra
Head Athletic Trainer Joe Sharpe
Director of Basketball Communications Matt Tumbleson
Home Court Chesapeake Energy Arena (18,203, built in 1995)
Radio WWLS (98.1 FM/640 AM): Matt Pinto
Spanish Radio WKY (930 AM): Eleno Ornales
Television Fox Sports Oklahoma: Brian Davis, Grant Long, Lesley McCaslin



Scott Brooks

2013-14 SCHEDULE VS. THUNDER

11/27	Wednesday	8:30 p.m.	at Oklahoma City
12/21	Saturday	7:30 p.m.	in San Antonio
01/22	Monday	8:30 p.m.	in San Antonio
04/03	Thursday	7:00 p.m.	at Oklahoma City

2012-13 RESULTS VS. THUNDER

11/01	86-84	Spurs in San Antonio
12/17	107-93	Thunder at Oklahoma City
03/11	105-93	Spurs in San Antonio
04/04	100-88	Thunder at Oklahoma City

ALL-TIME RESULTS

76-77:	SA 3-1	95-96:	Tied 2-2
77-78:	Tied 2-2	96-97:	SEA 4-0
78-79:	Tied 2-2	97-98:	Tied 2-2
79-80:	Tied 1-1	98-99:	SA 2-1
80-81:	SA 3-2	99-00:	Tied 2-2
81-82:	SA 4-1	00-01:	SA 3-1
82-83:	SEA 4-1	01-02:	Tied 2-2
83-84:	SEA 3-2	02-03:	SA 3-1
84-85:	SA 4-1	03-04:	SA 4-0
85-86:	SEA 3-2	04-05:	Tied 2-2
86-87:	SEA 4-1	05-06:	SA 2-1
87-88:	SA 3-2	06-07:	SA 4-0
88-89:	SEA 4-0	07-08:	SA 2-1
89-90:	SA 3-1	08-09:	Tied 2-2
90-91:	SA 3-1	09-10:	SA 3-1
91-92:	SA 3-1	10-11:	SA 3-0
92-93:	SA 3-1	11-12:	SA 2-1
93-94:	SEA 4-0	12-13:	Tied 2-2
94-95:	Tied 2-2	TOTALS:	SA 84-65

2012-13 SEASON SERIES (2-2) SAN ANTONIO SPURS VS. OKLAHOMA CITY THUNDER

PLAYER	G-GS	MIN	FG-FGA	PCT	3FG-FGA	PCT	FT-FTA	PCT	OFF DEF TOT	AST	PF-FO	STL	TO	BLK	PTS	AVG	HI
PLAYER	G-GS	MIN	FG-FGA	PCT	3FG-FGA	PCT	FT-FTA	PCT	OFF DEF TOT	AST	PF-FO	STL	TO	BLK	PTS	AVG	HI
DUNCAN	4-4	128	28-62	.452	0-0	---	13-15	.867	4 28 32	4	6-0	1 3	7	69	17.3	24	
LEONARD	3-3	109	19-43	.442	4-11	.364	5-8	.625	9 13 22	8	7-0	9 6	47	15.7	24		
GINOBLI	1-0	24	4-11	.364	1-4	.250	3-4	.750	1 3 4	4	1-0	1 4	0	12	12.0	12	
GREEN	4-4	111	15-30	.500	10-20	.500	0-0	---	0 9 9	11	6-0	6 2	1	40	10.0	16	
PARKER	3-3	86	11-30	.367	1-4	.250	7-9	.778	2 4 6	22	6-0	0 2	0	30	10.0	14	
NEAL	4-1	99	15-35	.429	4-14	.286	3-3	1.000	1 6 7	11	5-0	1 5	0	37	9.3	14	
SPLITTER	4-3	89	16-27	.593	0-0	---	5-9	.556	4 15 19	6	6-0	2 6	4	37	9.3	21	
DIJAW	4-1	105	13-22	.591	1-5	.200	6-10	.600	4 14 18	10	12-0	4 7	2	33	8.3	11	
DE COLO	3-0	46	9-18	.500	2-7	.286	2-2	1.000	0 6 6	8	7-0	3 3	0	22	7.3	14	
ANDERSON	1-0	16	3-9	.333	1-3	.333	0-0	---	1 1 2	1	0-0	2 3	0	7	7.0	7	
JACKSON	3-0	62	7-17	.412	2-9	.222	4-4	1.000	4 8 12	5	7-0	1 7	0	20	6.7	11	
JOSEPH	1-1	19	2-2	1.000	0-0	---	0-0	---	1 1 2	1	3-0	0 0	0	4	4.0	4	
BLAIR	3-0	31	3-10	.300	0-0	---	3-4	.750	4 8 12	3	2-0	1 1	0	9	3.0	7	
BONNER	2-0	20	1-2	.500	0-1	.000	0-0	---	0 4 4	2	2-0	1 0	0	2	1.0	2	
MILLS	3-0	15	1-5	.200	1-3	.333	0-0	---	0 0 0	0	0-0	0 2	0	3	1.0	3	
SPURS	4	960	147-323	.455	27-81	.333	51-68	.750	35 120 155	96	70-0	32 52	14	372	93.0	105	
THUNDER	4	960	138-321	.430	29-72	.403	79-90	.878	49 138 187	77	76-0	27 61	32	384	96.0	107	

2012-13 SEASON SERIES (2-2) OKLAHOMA CITY THUNDER VS. SAN ANTONIO

PLAYER	G-GS	MIN	FG-FGA	PCT	3FG-FGA	PCT	FT-FTA	PCT	OFF DEF TOT	AST	PF-FO	STL	TO	BLK	PTS	AVG	HIG
DURANT	4-4	164	32-64	.500	4-8	.500	25-27	.926	3 32 35	20	6-0	5 19	8	93	23.3	26	
WESTBROOK	4-4	147	32-87	.368	4-14	.286	24-29	.828	10 17 27	27	8-0	8 14	0	92	23.0	27	
IBAKA	4-4	140	21-40	.525	1-4	.250	10-12	.833	13 40 53	2	15-0	0 6	11	53	13.3	25	
MARTIN	4-0	106	15-34	.441	9-18	.500	7-7	1.000	1 6 7	7	8-0	2 3	1	46	11.5	20	
FISHER (TOT)	2-0	27	6-11	.545	5-9	.556	1-2	.500	1 1 2	0	2-0	1 0	0	18	9.0	17	
FISHER (OKC)	2-0	27	6-11	.545	5-9	.556	1-2	.500	1 1 2	0	2-0	1 0	0	18	9.0	17	
BREWER (TOT)	2-2	34	6-12	.500	3-5	.600	0-2	.000	1 4 5	2	0-0	1 0	0	15	7.5	9	
SEFOLOSHA	4-4	110	10-28	.357	4-13	.308	4-4	1.000	5 11 16	4	5-0	4 3	2	28	7.0	11	
COLLISON	4-0	86	8-18	.444	0-0	---	4-4	1.000	7 13 20	2	11-0	4 7	2	20	5.0	8	
PERKINS	4-4	108	8-20	.400	0-0	---	3-3	1.000	7 8 15	6	15-0	1 2	5	19	4.8	9	
MAYNOR	2-0	22	3-7	.429	1-2	.500	0-0	---	0 4 4	3	0-0	0 3	0	7	3.5	7	
JACKSON	4-0	27	2-9	.222	1-4	.250	0-0	---	0 5 5	6	2-0	0 1	2	5	1.3	3	
THABET	3-0	20	1-2	.500	0-0	---	1-2	.500	2 1 3	0	4-0	2 1	1	3	1.0	2	
LAMB	1-0	1	0-0	---	0-0	---	0-0	---	0 0 0	0	0-0	0 0	0	0	0.0	0	
LIGGINS	1-0	1	0-1	.000	0-0	---	0-0	---	0 0 0	0	0-0	0 0	0	0	0.0	0	
THUNDER	4	960	138-321	.430	29-72	.403	79-90	.878	49 138 187	77	76-0	27 61	32	384	96.0	107	
SPURS	4	960	147-323	.455	27-81	.333	51-68	.750	35 120 155	96	70-0	32 52	14	372	93.0	105	

ORLANDO MAGIC

8701 Maitland Summit Blvd. • Orlando, FL 32810
(407) 916-2400 • www.orlandomagic.com



Jacques Vaughn

Senior Chairman Rich DeVos
Chairman Dan DeVos
Chief Executive Officer Alex Martins
General Manager Rob Hennigan
VP/Assistant General Manager Scott Perry
Assistant General Manager Matt Lloyd
Head Coach Jacques Vaughn
Assistant Coaches James Borrego, Wes Unseld Jr., Brett Gunning
Assistant Coaches/Player Development Laron Profit, Luke Stuckey
Head Athletic Trainer Keon Weise
Sr. Vice President of Public Relations Joel Glass
Home Court Amway Center (18,846, built in 2010)
Radio WDBO (AM 580): Dennis Neumann, Richie Aduabato
Spanish Radio ElOrlandoMagic.com: Joey Colon
Television FOX Sports Florida: David Steele, Jeff Turner



2013-14 SCHEDULE VS. MAGIC

11/29 Friday 6:00 p.m. at Orlando
03/08 Saturday 7:30 p.m. in San Antonio

2012-13 RESULTS VS. MAGIC

11/28 110-89 Spurs at Orlando
04/03 98-84 Spurs in San Antonio

ALL-TIME RESULTS

89-90:	Tied 1-1	02-03:	SA 2-0
90-91:	SA 3-1	03-04:	SA 2-0
91-92:	Tied 1-1	04-05:	Tied 1-1
92-93:	SA 2-0	05-06:	Tied 1-1
93-94:	SA 2-0	06-07:	Tied 1-1
94-95:	Tied 1-1	07-08:	SA 2-0
95-96:	Tied 1-1	08-09:	ORL 2-0
96-97:	Tied 1-1	09-10:	Tied 1-1
97-98:	SA 2-0	10-11:	Tied 1-1
98-99:	SA 1-0	11-12:	SA 2-0
99-00:	Tied 1-1	12-13:	SA 2-0
00-01:	Tied 1-1	TOTALS:	SA 34-15
01-02:	SA 2-0		

SPURS-MAGIC SERIES NOTES

OVERALL RECORD: 34-15 HOME: 21-4 ROAD: 13-11 OT: 2-1
CURRENT STREAK: Won 4 HOME: W 4 ROAD: W 2
SPURS BIGGEST WIN: 35, 127-92 on 1/8/00 in San Antonio
SPURS BIGGEST LOSS: 26, 110-84 on 3/17/10 at Orlando
SPURS LAST WIN AT HOME: 98-84 on 04/03/13
SPURS LAST LOSS AT HOME: 105-98 on 1/11/09
SPURS LAST WIN ON THE ROAD: 110-89 on 11/28/12
SPURS LAST LOSS ON THE ROAD: 123-101 on 12/23/10

DID YOU KNOW?

Orlando head coach Jacques Vaughn spent the past two seasons (2010-12) as an assistant coach for the Spurs under coach Gregg Popovich ... Vaughn played for the Silver and Black from 2006-09, appearing in 168 games and averaging 3.4 points and 2.1 assists in 13.0 minutes and was a part of the 2007 NBA Championship team ... Magic assistant coach James Borrego spent seven seasons on the San Antonio Spurs staff (2003-10) ... he began as an assistant video coordinator and finished his tenure as an assistant coach ... Prior to sweeping the season series 2-0 in 2008-09, the Magic had never won a season series against the Spurs ... Tim Duncan is fifth on Orlando's all-time single game scoring list ... Duncan had 47 points at Orlando on 12/5/03 ... Magic guard Jameer Nelson rattled off 16 straight points in the third quarter against the Spurs on 2/9/07 ... Nelson's 16 points is the third highest consecutive points streak in Magic history ... Magic forward Andrew Nicholson and Spurs guard Cory Joseph were teammates on the Canadian national team for the 2013 FIBA Americas Championship.

2012-13 SEASON SERIES (2-0) SAN ANTONIO SPURS VS. ORLANDO

PLAYER	G-GS	MIN	FG-FGA	PCT	3FG-FGA	PCT	FT-FTA	PCT	OFF	DEF	TOT	AST	PF-DO	STL	TO	BLK	PTS	AVG	HI
GINOBILI	1-0	24	6-9	.667	6-9	.667	2-2	1.000	1	3	4	5	3-0	1	1	0	20	20.0	20
NEAL	2-1	64	14-30	.467	5-12	.417	2-3	.667	0	12	12	4	3-0	3	3	0	35	17.5	19
GREEN	2-2	59	10-18	.556	7-13	.538	2-2	1.000	1	7	8	4	0-0	2	4	3	29	14.5	20
PARKER	1-1	30	6-12	.500	0-0	---	2-2	1.000	0	1	1	8	0-0	0	0	0	14	14.0	14
BLAIR	1-1	24	5-8	.625	0-0	---	1-2	.500	3	3	6	1	1-0	1	2	0	11	11.0	11
DUNCAN	2-2	41	9-16	.563	1-1	1.000	1-2	.500	0	8	8	0	1-0	2	3	5	20	10.0	15
SPLITTER	2-0	33	7-13	.538	0-0	---	5-6	.833	4	9	13	3	1-0	2	1	1	19	9.5	10
DAYNE	1-0	18	4-6	.667	0-0	---	1-3	.333	2	3	5	0	1-0	0	2	0	9	9.0	9
MILLS	1-0	25	3-11	.273	1-6	.167	0-0	---	0	2	2	4	1-0	1	1	2	7	7.0	7
DE COLO	2-1	44	5-15	.333	1-6	.167	1-2	.500	0	8	8	7	2-0	4	4	1	12	6.0	8
JOSEPH	2-0	19	6-7	.857	0-1	.000	0-0	---	0	5	5	3	0-0	2	2	0	12	6.0	8
BONNER	2-0	29	4-9	.444	0-1	.000	1-2	.500	1	4	5	1	2-0	0	0	1	9	4.5	9
DIAW	2-1	47	3-9	.333	0-0	---	1-2	.500	8	6	14	9	1-0	1	3	2	7	3.5	4
ANDERSON	1-0	4	1-2	.500	0-1	.000	0-0	---	0	0	0	0	0-0	0	1	0	2	2.0	2
JACKSON	1-1	20	1-9	.111	0-4	.000	0-0	---	0	1	1	3	0-0	0	3	0	2	2.0	2
SPURS	2	480	84-174	.483	21-54	.389	19-28	.679	20	72	92	52	16-0	19	32	13	208	104.0	110
MAGIC	2	480	76-185	.411	8-32	.250	13-17	.765	27	66	93	40	30-0	20	30	10	173	86.5	89

2012-13 SEASON SERIES (0-2) ORLANDO MAGIC VS. SAN ANTONIO

PLAYER	G-GS	MIN	FG-FGA	PCT	3FG-FGA	PCT	FT-FTA	PCT	OFF	DEF	TOT	AST	PF-DO	STL	TO	BLK	PTS	AVG	HI
AFLLALO	1-1	30	8-16	.500	0-4	.000	0-0	---	2	3	5	2	1-0	2	4	0	16	16.0	16
NELSON	1-1	29	7-14	.500	0-2	.000	0-0	---	2	3	5	3	3-0	2	2	0	14	14.0	14
UDRIH (TOT)	1-1	40	5-11	.455	2-3	.667	2-2	1.000	0	3	3	8	4-0	3	4	0	14	14.0	14
UDRIH (ORL)	1-1	40	5-11	.455	2-3	.667	2-2	1.000	0	3	3	8	4-0	3	4	0	14	14.0	14
DAVIS	1-1	28	6-16	.375	0-0	---	0-0	---	2	3	5	0	1-0	0	0	1	12	12.0	12
HARKLESS	2-2	64	10-25	.400	0-3	.000	2-2	1.000	5	8	13	2	1-0	1	2	2	22	11.0	18
JONES	2-0	39	7-12	.583	2-3	.667	3-5	.600	1	6	7	0	2-0	3	0	1	19	9.5	12
VUCEVIC	2-2	52	8-17	.471	0-0	---	2-2	1.000	7	12	19	3	3-0	5	2	3	18	9.0	16
MOORE	2-0	46	6-19	.316	0-5	.000	2-4	.500	1	5	6	2	4-0	0	3	0	14	7.0	11
REDICK	1-0	22	3-9	.333	1-4	.250	0-0	---	0	1	1	4	1-0	2	0	0	7	7.0	7
WARRICK (TOT)	1-0	8	1-2	.500	0-0	---	4-4	1.000	0	2	2	2	2-0	0	0	0	6	6.0	6
LAMB (TOT)	3-0	40	6-14	.429	2-4	.500	0-0	---	0	5	5	4	3-0	2	2	0	14	4.7	8
LAMB (ORL)	1-0	16	3-4	.750	2-2	1.000	0-0	---	0	4	4	2	2-0	1	0	0	8	8.0	8
HARRIS (TOT)	3-1	44	6-20	.300	1-6	.167	0-0	---	1	7	8	6	3-0	1	4	3	13	4.3	11
HARRIS (ORL)	1-1	41	5-19	.263	1-6	.167	0-0	---	1	6	7	5	2-0	1	4	3	11	11.0	11
AYON	1-0	12	2-2	1.000	0-0	---	0-0	---	1	3	4	1	1-0	0	1	0	4	4.0	4
NICHOLSON	2-1	23	4-9	.444	0-0	---	0-0	---	0	3	3	0	1-0	1	1	1	8	8.0	6
O'QUINN	20	20	2-9	.222	0-0	---	2-2	1.000	5	3	8	6	2-0	0	1	0	6	3.0	6
MICROBERTS	1-0	13	0-1	.000	0-0	---	0-0	---	0	3	3	2	2-0	1	2	0	0	0.0	0
SMITH	1-0	6	0-2	.000	0-0	---	0-0	---	0	0	0	0	0-0	0	1	0	0	0.0	0
MAGIC	2	480	76-185	.411	8-32	.250	13-17	.765	27	66	93	40	30-0	20	30	10	173	86.5	89
SPURS	2	480	76-184	.483	21-54	.389	19-28	.679	20	72	92	52	16-0	19	32	13	208	104.0	110

3601 S. Broad Street • Philadelphia, PA 19148
(215) 339-7666 • www.sixers.com



Managing Owner Josh Harris
Co-Managing Owner David Blitzer
Chief Executive Officer Adam Aron
President of Basketball Operations Rod Thorn
Senior Vice President of Basketball Operations Tony DiLeo
Director of Player Personnel Courtney Witte
Head Coach Doug Collins
Associate Head Coach Michael Curry
Assistant Coaches Brian James, Aaron McKie, Jeff Capel
Head Athletic Trainer Kevin Johnson
Director of Public Relations Michael Preston
Public Relations Coordinators Sean McCloskey, Rebecca Timms
Home Court Wells Fargo Center (20,328, built in 1996)
Radio SportsRadio 94 WIP (610 AM); Tom McGinnis
Television Comcast SportsNet, The Comcast Network, CW-57; Marc Zumoff, Eric Snow



Brett Brown

2013-14 SCHEDULE VS. SIXERS

11/11 Monday 6:00 p.m. at Philadelphia
03/24 Monday 7:30 p.m. in San Antonio

2012-13 RESULTS VS. SIXERS

01/05 109-86 Spurs in San Antonio
01/21 90-85 Spurs at Philadelphia

ALL-TIME RESULTS

76-77:	SA 3-1	95-96:	SA 2-0
77-78:	PHI 3-1	96-97:	Tied 1-1
78-79:	PHI 3-1	97-98:	SA 2-0
79-80:	PHI 4-2	98-99:	SA 1-0
80-81:	PHI 2-0	99-00:	SA 2-0
81-82:	SA 2-0	00-01:	Tied 1-1
82-83:	Tied 1-1	01-02:	Tied 1-1
83-84:	PHI 2-0	02-03:	Tied 1-1
84-85:	Tied 1-1	03-04:	PHI 2-0
85-86:	Tied 1-1	04-05:	SA 2-0
86-87:	Tied 1-1	05-06:	Tied 1-1
87-88:	Tied 1-1	06-07:	SA 2-0
88-89:	Tied 1-1	07-08:	Tied 1-1
89-90:	Tied 1-1	08-09:	Tied 1-1
90-91:	SA 2-0	09-10:	Tied 1-1
91-92:	Tied 1-1	10-11:	Tied 1-1
92-93:	SA 2-0	11-12:	SA 2-0
93-94:	SA 2-0	12-13:	SA 2-0
94-95:	SA 2-0	TOTALS:	SA 49-34

SPURS-SIXERS SERIES NOTES

OVERALL RECORD: 49-34 HOME: 29-12 ROAD: 19-23 OT: 1-2
CURRENT STREAK: Won 4 HOME: W 8 ROAD: W 2
SPURS BIGGEST WIN: 33, 105-72 on 12/1/04 at Philadelphia
SPURS BIGGEST LOSS: 33, 135-102 on 1/7/81 at Philadelphia
SPURS LAST WIN AT HOME: 109-86 on 01/05/13
SPURS LAST LOSS AT HOME: 83-77 on 1/03/04
SPURS LAST WIN ON THE ROAD: 90-85 on 01/21/13
SPURS LAST LOSS ON THE ROAD: 77-71 on 2/11/11

DID YOU KNOW?

Sixers head coach Brett Brown spent seven seasons under Gregg Popovich as an assistant coach ... During his tenure, the Spurs won the 2007 NBA Championship ... The Spurs made their NBA debut in Philadelphia on 10/22/76 defeating the Sixers 121-118 ... the game also marked the NBA debut of Hall of Famer Julius Erving ... the Sixers snapped their 17-game losing streak in San Antonio with an 83-77 victory on 1/3/04 ... the last time the Sixers were victorious in the Alamogordo City before 2004 was a 108-102 win in the HemisFair Arena on 1/8/86 when Dr. J and Moses Malone still played for Philadelphia ... Philadelphia set a franchise record with 38 turnovers against the Spurs on 10/22/76 ... Spurs guard Cory Joseph (2010-11) and Sixers guard Royal Ivey (2000-04) both attended the University of Texas.

2012-13 SEASON SERIES (2-0) SAN ANTONIO SPURS VS. PHILADELPHIA

PLAYER	G-GS	MIN	FG-FGA	PCT	3FG-FGA	PCT	FT-FTA	PCT	OFF DEF TOT	AST	PF-DO	STL	TO	BLK	PTS	AVG	HL
DUNCAN	2-2	60	17-27	.630	0-0	---	6-6	1.000	5 20 25	8	3-0	3	4	5	40	20.0	24
PARKER	2-2	64	16-31	.516	0-4	.000	8-10	.800	1 3 4	13	1-0	2	5	0	40	20.0	20
GINOBI	1-0	26	6-10	.600	2-5	.400	5-5	1.000	1 6 7	4	2-0	1	5	0	19	19.0	19
SPLITTER	2-2	58	8-22	.364	0-0	---	6-9	.667	3 19 22	1	3-0	2	2	1	22	11.0	12
GREEN	2-2	55	6-17	.353	3-12	.250	4-4	1.000	0 8 8	3	3-0	2	4	1	19	9.5	13
LEONARD	2-2	62	7-17	.412	2-6	.333	2-4	.500	4 12 16	1	6-0	3	1	1	18	9.0	16
NEAL	2-0	49	6-14	.429	2-4	.500	3-3	1.000	0 3 3	2	4-0	3	3	0	17	8.5	12
BLAIR	1-0	7	3-4	.750	0-0	---	2-4	.500	1 1 2	0	0-0	1	0	0	8	8.0	8
DIAB	2-0	33	2-6	.333	1-2	.500	1-2	.500	0 3 3	3	1-0	0	3	0	6	3.0	6
DE COLO	2-0	24	2-5	.400	1-3	.333	0-0	---	0 5 5	7	2-0	1	2	0	5	2.5	3
MILLS	1-0	5	1-3	.333	0-2	.000	0-0	---	1 0 1	1	2-0	0	0	0	2	2.0	2
BONNER	2-0	24	4-4	.250	0-2	.000	0-0	---	2 0 2	2	0-0	0	0	0	2	1.0	2
JACKSON	1-0	15	0-6	.000	0-3	.000	1-2	.500	0 0 0	1	2-0	1	0	0	1	1.0	1
SPURS	2	480	75-166	.452	11-43	.256	38-49	.776	17 80 97	46	29-0	19	29	8	199	99.5	109
76ERS	2	480	72-168	.429	7-31	.226	20-31	.645	12 71 83	44	33-0	16	30	13	171	85.5	86

2012-13 SEASON SERIES (0-2) PHILADELPHIA 76ERS VS. SAN ANTONIO

PLAYER	G-GS	MIN	FG-FGA	PCT	3FG-FGA	PCT	FT-FTA	PCT	OFF DEF TOT	AST	PF-DO	STL	TO	BLK	PTS	AVG	HL
HAWES	2-0	63	17-25	.680	1-2	.500	3-4	.750	1 11 12	5	3-0	2	3	3	38	19.0	22
TURNER	2-2	73	12-28	.429	1-6	.167	5-5	1.000	1 18 19	12	5-0	3	6	0	40	20.0	28
JR. HOLIDAY	2-2	70	12-35	.343	1-3	.333	1-1	1.000	2 8 10	16	1-0	4	11	1	26	13.0	15
T. YOUNG	2-2	67	12-27	.444	0-1	.000	1-6	.167	1 10 11	3	5-0	0	3	5	25	12.5	14
RICHARDSON	1-1	25	4-10	.400	2-4	.500	1-2	.500	0 7 7	4	4-0	2	0	3	15	3.3	3
N. YOUNG	2-0	55	8-21	.381	1-6	.167	5-5	1.000	2 4 6	1	5-0	1	2	0	22	11.0	12
WAYS	1-0	8	2-3	.667	0-1	.000	2-2	1.000	0 0 0	0	0-0	0	1	0	6	6.0	6
IVEY	1-0	16	1-3	.333	1-2	.500	0-0	---	0 0 0	0	1-0	0	1	0	3	3.0	3
ALLEN	2-2	33	2-5	.400	0-0	---	0-0	---	3 8 11	1	4-0	2	0	3	4	2.0	2
MACK	1-0	3	1-1	1.000	0-0	---	0-0	---	0 0 0	0	0-0	0	1	0	2	2.0	2
WRIGHT	2-1	48	1-8	.125	0-5	.000	1-2	.500	0 7 7	4	4-0	2	0	0	3	1.5	3
WILKINS	2-0	13	0-2	.000	0-1	.000	1-2	.500	1 1 2	0	0-0	1	0	0	1	0.5	1
BROWN	1-0	8	0-0	---	0-0	---	0-2	.000	1 2 3	0	2-0	0	1	0	0	0.0	0
JENKINS (TOT)	1-0	6	0-4	.000	0-0	---	0-0	---	1 0 1	0	0-0	0	0	0	0	0.0	0
76ERS	2	480	72-168	.429	7-31	.226	20-31	.645	12 71 83	44	33-0	16	30	13	171	85.5	86
SPURS	2	480	75-166	.452	11-43	.256	38-49	.776	17 80 97	46	29-0	19	29	8	199	99.5	109

PHOENIX SUNS



Jeff Hornacek

201 E. Jefferson Street • Phoenix, AZ 85004
(602) 379-7900 • www.suns.com

Managing Partner Robert Sarver
Vice Chairman Andrew Kohlberg, Jahm Najafi, Sam Garvin
President of Basketball Operations Lon Babby
General Manager Ryan McDonough
President of Basketball Operations Jason Rowley
Head Coach Jeff Hornacek
Assistant Coaches Jerry Sichting, Mike Longabardi,
Kenney Gattison, Mark West
VP of Athletic Care/Head Athletic Trainer Aaron Nelson
Vice President, Basketball Communications Julie Fie
Home Court U.S. Airways Center (18,422, built in 1992)
Radio KTAR (620 AM): Al McCoy, Tim Kempton
Spanish Radio KSUN (1400 AM) Ivan Valenzuela, Arturo Ochoa
Television FOX Sports Arizona: Steve Albert, Eddie Johnson,
Ann Meyers Drysdale



2013-14 SCHEDULE VS. SUNS

11/06	Wednesday	7:30 p.m.	in San Antonio
12/18	Wednesday	9:30 p.m.	at Phoenix
02/21	Friday	8:00 p.m.	at Phoenix
04/11	Friday	7:30 p.m.	in San Antonio

2012-13 RESULTS VS. SUNS

01/26	108-99	Suns in San Antonio
02/24	97-87	Spurs at Phoenix
02/27	105-101	Suns in San Antonio

ALL-TIME RESULTS

76-77:	SA 3-1	95-96:	SA 3-1
77-78:	Tied 2-2	96-97:	PHO 3-1
78-79:	PHO 3-1	97-98:	PHO 3-1
79-80:	Tied 1-1	98-99:	Tied 2-2
80-81:	PHO 3-2	99-00:	Tied 2-2
81-82:	PHO 4-1	00-01:	Tied 2-2
82-83:	PHO 3-2	01-02:	SA 3-1
83-84:	PHO 5-0	02-03:	PHO 3-1
84-85:	SA 4-1	03-04:	SA 4-0
85-86:	PHO 3-2	04-05:	SA 2-1
86-87:	SA 3-2	05-06:	SA 3-1
87-88:	SA 3-2	06-07:	SA 2-1
88-89:	PHO 3-1	07-08:	PHO 3-1
89-90:	SA 4-0	08-09:	SA 3-1
90-91:	SA 3-1	09-10:	PHO 2-1
91-92:	PHO 3-1	10-11:	SA 3-1
92-93:	PHO 3-1	11-12:	SA 4-0
93-94:	PHO 3-1	12-13:	SA 2-1
94-95:	Tied 2-2	TOTALS:	SA 77-73

SPURS-SUNS SERIES NOTES

OVERALL RECORD: 77-73 **HOME:** 51-25 **ROAD:** 26-48 **OT:** 7-2
CURRENT STREAK: Lost 1 **HOME:** L 1 **ROAD:** W 3
SPURS BIGGEST WIN: 30, 114-84 on 11/5/80 in San Antonio
SPURS BIGGEST LOSS: 46, 137-91 on 4/15/89 at Phoenix
SPURS LAST WIN AT HOME: 108-99 on 01/26/13
SPURS LAST LOSS AT HOME: 105-101 on 02/27/13
SPURS LAST WIN ON THE ROAD: 97-87 on 02/24/13
SPURS LAST LOSS ON THE ROAD: 106-103 on 4/13/11

DID YOU KNOW?

The Suns defeated the Spurs 137-91 in Phoenix on 4/15/89 ... the 46-point loss is the worst in Spurs franchise history ... the Suns missed all 12 of their three-point attempts in San Antonio on 1/13/94, setting the Spurs opponent franchise record for most three-pointers attempted without a make ... Manu Ginobili set a Spurs franchise record for most free throws made in game with 18 and most free throws without a miss in a game (18-18) at Phoenix on 1/29/09 ... Ginobili's career-high came against the Suns when he scored 48 in a 128-123 overtime victory on 1/21/05 ... former Spur great George Gervin was originally drafted by the Suns in the 1974 NBA Draft ... Suns guard Goran Dragic was originally drafted by the Spurs in the second round (45th overall) in the 2008 NBA Draft ... Suns forward P.J. Tucker (2003-06) and Spurs guard Cory Joseph (2010-11) both attended the University of Texas ... Spurs guard Danny Green (2005-09) and Suns guard Kendall Marshall (2010-12) both attended the University of North Carolina ... Spurs assistant coach Sean Marks spent two seasons (2006-08) with the Suns, appearing in 26 games.

2012-13 SEASON SERIES (2-1) SAN ANTONIO SPURS VS. PHOENIX

PLAYER	G-GS	MIN	FG-FGA	PCT	3FG-FGA	PCT	FT-FTA	PCT	OFF	DEF	TOT	AST	PF-DO	STL	TO	BLK	PTS	AVG	HI
PARKER	2-2	73	22-37	.595	0-0	---	9-12	.750	1	7	8	15	3-0	3	4	0	53	26.5	31
DUNCAN	2-2	63	11-27	.407	0-1	.000	7-8	.875	2	17	19	3	5-0	1	6	1	29	14.5	19
GINOBLI	3-0	76	8-22	.364	4-11	.364	22-31	.710	1	8	9	11	8-0	7	7	1	42	14.0	20
LEONARD	3-3	105	12-30	.400	3-10	.300	11-15	.733	2	14	16	8	8-0	7	2	1	38	12.7	16
SPLITTER	3-3	90	11-22	.500	0-0	---	9-11	.818	11	10	21	5	5-0	1	4	0	31	10.3	14
BLAIR	2-0	39	9-14	.643	0-0	---	1-2	.500	0	8	8	4	5-0	0	3	1	19	9.5	15
DIAW	3-1	65	10-14	.714	1-1	1.000	2-2	1.000	1	6	7	5	10-0	1	3	1	23	7.7	12
MILLS	3-0	34	7-15	.467	1-5	.200	5-5	1.000	1	2	3	2	3-0	0	2	0	20	6.7	16
GREEN	3-3	65	6-18	.333	4-12	.333	0-0	---	1	7	8	5	3-0	3	5	1	16	5.3	8
JACKSON	3-0	49	5-13	.385	3-7	.429	3-3	1.000	0	10	10	4	2-0	2	3	1	16	5.3	10
BONNER	2-0	37	4-11	.364	1-6	.167	0-0	---	0	3	3	1	5-0	0	0	0	9	4.5	7
DE COLO	2-1	34	2-6	.333	0-0	---	3-4	.750	1	3	4	1	4-0	1	3	1	7	3.5	4
NEAL	1-0	13	1-7	.143	1-5	.200	0-0	---	0	0	0	2	0-0	0	0	0	3	3.0	3
DAYNE	1-0	2	0-0	---	0-0	---	0-0	---	0	0	0	0	2-0	0	1	0	0	0.0	0
SPURS	3	745	108-236	.458	18-58	.310	72-93	.774	21	97	118	66	63-0	26	43	8	306	102.0	108
SUNS	3	745	115-257	.447	12-33	.364	49-68	.721	38	102	140	80	75-1	21	52	12	291	97.0	105

2012-13 SEASON SERIES (1-2) PHOENIX SUNS VS. SAN ANTONIO

PLAYER	G-GS	MIN	FG-FGA	PCT	3FG-FGA	PCT	FT-FTA	PCT	OFF	DEF	TOT	AST	PF-DO	STL	TO	BLK	PTS	AVG	HI
O'NEAL	2-0	40	10-19	.526	0-0	---	8-9	.889	7	13	20	1	4-0	0	6	4	28	14.0	22
DUDLEY	3-3	90	16-24	.667	3-6	.500	3-3	1.000	3	8	11	10	10-0	1	4	1	38	12.7	23
GORTAT	3-3	107	17-39	.436	0-1	.000	3-6	.500	14	25	39	5	5-0	3	8	3	37	12.3	21
SCOLA	3-3	75	13-27	.481	0-0	---	11-13	.846	2	12	14	9	10-0	2	5	0	37	12.3	15
DRAGIC	3-3	112	12-37	.324	3-10	.300	5-7	.714	1	5	6	34	13-0	4	12	1	32	10.7	13
BEASLEY	3-0	44	14-24	.583	1-1	1.000	2-3	.667	1	7	8	2	6-0	0	3	1	31	10.3	25
MARK MORRIS	3-0	59	10-24	.417	0-0	---	8-13	.625	4	8	12	3	3-1	3	4	1	25	8.3	9
MARC MORRIS (TOT)1-1	116	13-35	.371	4-16	.250	10-16	.625	4	13	17	4	9-0	8	3	1	40	8.0	13	
MARC MORRIS (PHO)2-0	44	6-15	.400	1-4	.250	5-8	.625	2	4	6	0	3-0	4	0	1	18	9.0	11	
TUCKER	3-3	91	9-25	.360	0-2	.000	6-9	.667	4	16	20	5	7-0	2	3	0	24	8.0	11
BROWN	1-0	14	2-3	.667	0-0	---	0-0	---	0	2	2	1	3-0	0	0	0	4	4.0	4
JOHNSON	2-0	27	3-10	.300	2-4	.500	0-0	---	0	2	2	0	1-0	1	3	0	8	4.0	8
HADDADI (TOT)1-0	3	1-2	.000	0-0	---	1-2	.500	---	1	0	1	3	0-0	0	0	0	3	3.0	3
TELFAR	1-0	15	1-3	.333	1-3	.333	0-0	---	0	0	0	3	2-0	0	0	0	3	3.0	3
MARSHALL	2-0	17	2-4	.500	1-1	1.000	0-0	---	0	0	0	4	3-0	0	2	0	5	2.5	3
GARRETT	1-0	9	0-3	.000	0-1	.000	1-2	.500	0	0	0	3	0-0	1	0	0	1	1.0	1
SUNS	3	745	115-257	.447	12-33	.364	49-68	.721	38	102	140	80	75-1	21	52	12	291	97.0	105
SPURS	3	745	108-236	.458	18-58	.310	72-93	.774	21	97	118	66	63-0	26	43	8	306	102.0	108

PORTLAND TRAIL BLAZERS



One Center Court, Suite 200 • Portland, OR 97227
(503) 234-9291 • www.trailblazers.com

Owner Paul Allen
President & CEO Chris McGowan
General Manager Neil Olshley
Head Coach Terry Stotts
Assistant Coaches Jay Triano, David Vanterpool, Nate Tibbetts,
Kim Hughes, Dale Osbourne
Head Athletic Trainer Geoff Clark
Vice President of Sports of Communications Jim Taylor
Home Court Moda Center (19,980, built in 1995)
Radio Fox Sports Radio (620 AM); Brian Wheeler, Antonio Harvey
Television KGW (Ch. 8), Comcast SportsNet; Mike Barrett, Mike Rice



Terry Stotts

2013-14 SCHEDULE VS. TRAIL BLAZERS

11/02	Saturday	9:00 p.m.	at Portland
01/17	Friday	7:30 p.m.	in San Antonio
02/19	Wednesday	9:00 p.m.	at Portland
03/12	Wednesday	8:30 p.m.	in San Antonio

2012-13 RESULTS VS. TRAIL BLAZERS

11/10	112-109	Spurs at Portland
12/13	98-90	Trail Blazers at Portland
03/08	136-106	Trail Blazers in San Antonio

ALL-TIME RESULTS

76-77:	Tied 2-2	95-96:	SA 3-1
77-78:	Tied 2-2	96-97:	POR 4-0
78-79:	POR 2-1	97-98:	Tied 2-2
79-80:	Tied 1-1	98-99:	SA 3-1
80-81:	SA 3-2	99-00:	POR 3-1
81-82:	POR 3-2	00-01:	SA 3-1
82-83:	SA 3-2	01-02:	SA 3-1
83-84:	POR 4-1	02-03:	Tied 2-2
84-85:	POR 3-2	03-04:	SA 4-0
85-86:	SA 4-1	04-05:	SA 2-1
86-87:	POR 4-1	05-06:	SA 4-0
87-88:	POR 5-0	06-07:	SA 4-0
88-89:	POR 4-0	07-08:	SA 3-0
89-90:	POR 3-1	08-09:	POR 3-1
90-91:	Tied 2-2	09-10:	POR 3-0
91-92:	Tied 2-2	10-11:	POR 3-1
92-93:	Tied 2-2	11-12:	SA 2-1
93-94:	SA 3-1	12-13:	POR 2-1
94-95:	SA 3-1	TOTALS:	Tied 74-74

SPURS-TRAIL BLAZERS SERIES NOTES

OVERALL RECORD: 74-74 **HOME:** 47-27 **ROAD:** 27-47 **OT:** 5-3
CURRENT STREAK: Lost 2 **HOME:** L 1 **ROAD:** L 1

SPURS BIGGEST WIN: 34, 114-80 on 12/30/04 at Portland

SPURS BIGGEST LOSS: 37 2X: latest 137-100 on 2/4/89 at Portland

SPURS LAST WIN AT HOME: 124-89 on 04/23/12

SPURS LAST LOSS AT HOME: 136-106 on 03/08/13

SPURS LAST WIN ON THE ROAD: 112-109 on 11/10/12

SPURS LAST LOSS ON THE ROAD: 98-90 on 12/13/12

DID YOU KNOW?

The Trail Blazers snapped their 12-game losing streak to the Spurs with a 100-99 win at the Rose Garden on 10/31/08 ... prior to that the Silver and Black's last loss to Portland was a 107-99 setback on 1/24/05 ... in his first game against his former team Steve Smith set a franchise record by shooting a perfect 8-of-8 from three-point range at Portland on 11/3/01 ... the Blazers set a franchise record when they scored 49 points in the first quarter vs. the Spurs on 11/25/90 in Portland ... the Spurs points is also the highest single quarter total ever recorded by a Spurs opponent ... the Blazers went on to win the game 117-103 ... Spurs guard Cory Joseph and Trailblazers forward Lamarque Aldridge both attended the University of Texas ... Blazers forward Nicolas Batum, Spurs guards Tony Parker and Nando De Colo and Spurs forward Boris Diaw led France to its first Eurobasket Championship in the summer of 2013 ... Spurs assistant coach Ime Udoka played for the Blazers in the 2006-07 season, averaging 8.4 points, 3.7 rebounds and 1.5 assists in 75 games.

2012-13 SEASON SERIES (1-2) SAN ANTONIO SPURS VS. PORTLAND

PLAYER	G-GS	MIN	FG-FGA	PCT	3FG-FGA	PCT	FT-FTA	PCT	OFF DEF TOT	AST	PF-DO	STL	TO	BLK	PTS	AVG	HL
PARKER	1-1	37	7-15	.467	0-0	---	7-7	1.000	6 17 23	5	4-0	1	4	0	21	21.0	21
DUNCAN	3-3	84	21-39	.538	0-0	---	14-15	.933	3 7 10	5	6-0	3	7	5	56	18.7	22
GINOBLI	3-0	82	15-30	.500	4-13	.308	11-16	.688	2 8 10	14	8-0	3	11	1	45	15.0	17
LEONARD	2-2	55	12-20	.600	1-5	.200	1-1	1.000	3 6 9	1	5-0	3	4	0	26	13.0	16
NEAL	3-1	69	13-28	.464	4-11	.364	3-4	.750	1 13 14	3	4-0	0	4	0	33	11.0	27
JACKSON	2-0	51	5-13	.385	3-7	.429	5-6	.833	0 4 4	6	4-0	3	3	0	18	9.0	13
SPLITTER	3-1	73	10-16	.625	0-0	---	7-12	.583	2 10 12	6	6-0	1	4	2	27	9.0	12
GREEN	3-3	85	10-22	.455	4-11	.364	1-2	.500	1 10 11	6	4-0	2	4	2	25	8.3	10
MILLS	3-1	54	9-18	.500	2-5	.400	0-0	---	1 2 3	6	2-0	1	3	0	20	6.7	7
JOSEPH	3-1	27	5-8	.625	0-1	.000	3-4	.750	0 3 3	3	0-0	2	2	0	13	4.3	13
DIAW	3-1	50	4-8	.500	1-1	1.000	3-4	.750	1 2 3	7	4-0	2	4	0	12	4.0	7
BLAIR	2-1	18	2-2	1.000	0-0	---	0-0	---	2 5 7	0	2-0	0	1	0	4	2.0	2
BONNER	3-0	20	3-5	.600	0-2	.000	0-0	---	0 0 0	0	2-0	0	1	0	27	9.0	6
DE COLO	3-0	15	1-2	.500	0-0	---	0-0	---	0 1 1	3	0-0	1	0	0	2	0.7	2
SPURS	3	720	117-226	.518	19-56	.339	55-71	.775	20 83 103	65	48-0	22	52	10	308	102.7	112

2012-13 SEASON SERIES (2-1) PORTLAND TRAILBLAZERS VS. SAN ANTONIO

PLAYER	G-GS	MIN	FG-FGA	PCT	3FG-FGA	PCT	FT-FTA	PCT	OFF DEF TOT	AST	PF-DO	STL	TO	BLK	PTS	AVG	HL
LILLARD	3-3	118	31-58	.534	9-18	.500	13-14	.929	2 11 13	21	9-0	4	6	0	84	28.0	35
ALDRIDGE	3-3	113	34-60	.567	0-2	.000	9-10	.900	5 10 15	9	9-0	6	10	7	77	25.7	29
HICKSON	3-3	93	19-31	.613	0-0	---	10-13	.769	10 27 37	2	10-0	1	2	1	48	16.0	23
BATUM	3-3	115	16-34	.471	6-16	.375	8-8	1.000	2 16 18	17	9-0	2	5	5	46	15.3	33
MATTHEWS	2-2	73	9-20	.450	6-10	.600	1-4	.250	1 6 7	5	4-0	4	4	1	25	12.5	15
MAYNOR (TOT)	3-0	45	11-18	.611	3-5	.600	2-2	1.000	0 5 5	9	1-0	2	6	0	27	9.0	20
MAYNOR (POR)	1-0	23	8-11	.727	2-3	.667	2-2	1.000	0 0 0	0	0-0	0	0	0	20	20.0	20
FREELAND	1-0	3	3-3	1.000	0-0	---	0-0	---	1 2 3	0	0-0	0	0	0	6	6.0	6
BABBITT	3-0	34	6-13	.462	3-10	.300	0-0	---	0 0 0	2	4-0	2	1	0	15	5.0	12
PAVLOVIC	2-0	50	3-9	.333	2-3	.667	0-0	---	2 5 7	3	3-0	7	0	1	8	4.0	6
BARTON	3-0	13	2-4	.500	1-2	.500	0-0	---	0 0 0	1	1-0	1	0	0	5	1.7	3
CLAUER	2-1	18	1-5	.200	1-3	.333	0-0	---	0 0 0	0	1-0	2	1	0	3	1.5	3
LEONARD	3-0	35	2-6	.333	0-0	---	0-0	---	4 8 12	1	5-0	1	2	1	4	1.3	2
N. SMITH	2-0	10	1-6	.167	0-2	.000	0-1	.000	0 0 0	2	2-0	0	2	0	2	1.0	2
JEFFRIES	2-0	12	0-0	---	0-0	---	0-0	---	2 0 2	0	1-0	0	2	0	0	0.0	0
PRICE	1-0	10	0-3	.000	0-1	.000	0-0	---	0 0 0	0	1-0	1	1	0	0	0.0	0
TRAIL BLAZERS	3	720	135-263	.513	30-70	.429	43-52	.827	29 86 115	69	59-0	33	40	16	343	114.3	136
SPURS	3	720	117-226	.518	19-56	.339	55-71	.775	20 83 103	65	48-0	22	52	10	308	102.7	112

SACRAMENTO KINGS



Michael Malone

One Sports Parkway • Sacramento, CA 95834
(916) 455-4647 • www.kings.com

Owner & Chairman Vivek Ranadive
President Chris Granger
General Manager Pete D'Alessandro
Assistant General Manager Mike Bratz
Head Coach Michael Malone
Assistant Coaches Brendan Malone, Corliss Williamson, Chris Jent, Micah Nori
Head Athletic Trainer Manny Romero
Vice President of Communications Donna Schwartz
Director of Media Relations Chris Clark
Home Court Sleep Train Arena (17,317, built in 1988)
Radio KHTK (1140 AM): Gary Gerould
Television News10, Comcast Sports Net: Grant Napear, Jerry Reynolds, Kayte Christensen



2013-14 SCHEDULE VS. KINGS

12/29 Sunday 6:00 p.m. in San Antonio
02/01 Saturday 7:30 p.m. in San Antonio
03/21 Friday 9:00 p.m. at Sacramento

2012-13 RESULTS VS. KINGS

11/09 97-86 Spurs at Sacramento
02/19 108-102 Spurs at Sacramento
03/01 130-102 Spurs in San Antonio
04/12 108-101 Spurs in San Antonio

ALL-TIME RESULTS

76-77: SA 3-1 95-96: SA 3-1
77-78: SA 4-0 96-97: SAC 3-1
78-79: SA 3-1 97-98: SA 4-0
79-80: Tied 1-1 98-99: SA 2-1
80-81: SA 4-2 99-00: SAC 3-1
81-82: SA 5-1 00-01: Tied 2-2
82-83: Tied 3-3 01-02: SAC 3-1
83-84: KC 5-1 02-03: SA 3-1
84-85: SA 4-2 03-04: Tied 2-2
85-86: SAC 5-1 04-05: SA 3-1
86-87: Tied 3-3 05-06: SA 2-1
87-88: Tied 3-3 06-07: SA 4-0
88-89: Tied 2-2 07-08: SA 3-1
89-90: SA 4-0 08-09: SA 3-0
90-91: SA 3-1 09-10: SA 4-0
91-92: SA 3-1 10-11: SA 3-0
92-93: Tied 2-2 11-12: SA 2-1
93-94: SA 3-1 12-13: SA 4-0
94-95: SA 4-0 TOTALS: SA 103-54

2012-13 SEASON SERIES (4-0) SAN ANTONIO SPURS VS. SACRAMENTO

PLAYER	G-GS	MIN	FG-FGA	PCT	3FG-FGA	PCT	FT-FTA	PCT	OFF	DEF	TOT	AST	PF	DO	STL	TO	BLK	PTS	AVG	HI
PARKER	4-4	119	25-48	.521	0-2	.000	20-23	.870	0	10	10	34	4-0	4	21	0	70	17.5	30	
DUNCAN	4-4	119	24-46	.522	0-1	.000	15-20	.750	3	39	42	11	7-0	10	9	17	63	15.8	23	
GREEN	4-4	111	19-33	.576	11-21	.524	6-6	1.000	2	9	11	9	6-0	6	9	4	55	13.8	21	
LEONARD	4-4	127	19-39	.487	3-12	.250	14-17	.824	2	20	22	7	5-0	4	7	4	55	13.8	15	
MILLS	3-0	39	14-18	.778	5-8	.625	0-0	---	1	4	5	4	2-0	0	4	0	33	11.0	18	
DIAW	2-0	56	5-8	.625	1-3	.333	8-9	.889	5	9	14	6	5-0	0	1	0	19	9.5	10	
GINOBI	3-0	67	10-23	.435	1-9	.111	7-10	.700	2	12	14	22	4-0	3	6	0	28	9.3	12	
SPLITTER	4-3	91	15-22	.682	0-0	---	6-9	.667	7	23	30	7	10-0	4	3	6	36	9.0	14	
BONNER	3-0	50	7-16	.438	6-13	.462	4-4	1.000	0	5	5	2	5-0	2	3	2	24	8.0	13	
BLAIR	4-1	63	13-23	.565	0-1	.000	2-2	1.000	4	8	12	4	8-0	1	5	2	28	7.0	16	
NEAL	3-0	66	7-21	.333	2-12	.167	3-3	1.000	0	6	6	6	4-0	0	0	0	19	6.3	10	
JOSEPH	2-0	11	3-3	1.000	1-1	1.000	2-2	1.000	0	2	2	0	2-0	1	0	0	9	4.5	9	
BAYNES	2-0	6	1-1	1.000	0-0	---	0-0	---	0	0	0	1	0-0	0	0	0	2	1.0	2	
DE COLO	3-0	35	1-7	.143	0-2	.000	0-0	---	1	4	5	8	3-0	1	4	0	2	0.7	2	
SPURS	4	960	163-308	.523	30-85	.353	87-105	.829	27	151	178	121	69-1	36	74	35	443	11.08	130	
KINGS	4	960	144-355	.406	30-82	.366	73-89	.820	39	108	147	85	75-0	46	55	11	391	97.8	102	

2012-13 SEASON SERIES (0-4) SACRAMENTO KINGS VS. SAN ANTONIO

PLAYER	G-GS	MIN	FG-FGA	PCT	3FG-FGA	PCT	FT-FTA	PCT	OFF	DEF	TOT	AST	PF	DO	STL	TO	BLK	PTS	AVG	HI
THORNTON	4-0	114	25-56	.446	12-27	.444	8-10	.800	2	9	11	10	6-0	3	2	0	70	17.5	25	
THOMAS	4-4	107	18-43	.419	4-15	.267	16-17	.941	2	6	8	10	10-0	6	8	0	56	14.0	22	
COUSINS	4-4	99	17-42	.405	0-0	---	19-26	.731	13	22	35	8	16-0	3	11	4	53	13.3	19	
THOMPSON	4-4	128	22-41	.537	0-0	---	8-9	.889	5	20	25	4	13-0	5	2	4	52	13.0	18	
EVANS	4-4	108	17-44	.386	5-9	.556	12-14	.857	0	14	14	8	4-0	6	8	1	51	12.8	20	
DOUGLAS (TOT)5	0	137	22-48	.458	14-27	.519	0-0	---	2	10	12	20	9-0	9	7	0	58	11.6	17	
DOUGLAS (SAC)2	0	46	7-16	.438	3-6	.500	0-0	---	1	4	5	11	3-0	5	2	0	17	8.5	15	
PATTERSON (TOT)4	2	98	16-41	.390	0-7	.000	0-0	---	5	10	15	9	4-0	5	1	5	32	8.0	10	
PATTERSON (SAC)2	0	44	7-17	.412	0-2	.000	0-0	---	1	7	8	3	4-0	3	2	0	14	7.0	8	
JOHNSON	2-1	27	6-12	.500	0-1	.000	3-4	.750	2	3	5	0	2-0	3	5	0	15	7.5	9	
FREDETTE	4-0	70	11-25	.440	4-10	.400	2-2	1.000	1	2	3	8	1-0	3	3	0	28	7.0	14	
HAYES	4-0	76	6-17	.353	0-0	---	2-3	.667	7	7	14	9	8-0	1	5	0	14	3.5	8	
OUTLAW	2-0	14	3-7	.429	1-3	.333	0-0	---	1	2	3	0	0-0	2	0	0	7	3.5	7	
ALDRICH (TOT)3	0	26	4-6	.667	0-0	---	0-0	---	3	4	7	1	5-0	0	3	1	8	2.7	6	
SALMONS	4-3	74	3-16	.167	1-5	.200	3-4	.750	2	5	7	6	5-0	5	5	1	10	2.5	6	
ROBINSON	1-0	10	1-4	.250	0-0	---	0-0	---	1	1	0	1	1-0	0	0	0	2	2.0	2	
GARCIA	2-0	21	1-8	.125	0-2	.000	0-0	---	0	1	1	3	1-0	1	0	1	2	1.0	2	
BROOKS	1-0	19	0-5	.000	0-2	.000	0-0	---	0	1	1	2	1-0	0	0	0	0	0.0	0	
KINGS	4	960	144-355	.406	30-82	.366	73-89	.820	39	108	147	85	75-0	46	55	11	391	97.8	102	
SPURS	4	960	163-308	.529	30-85	.353	87-105	.829	27	151	178	121	69-1	36	74	35	443	11.08	130	

50 Bay Street, Suite 500 • Toronto, Ontario • M5J 2X2
(416) 815-5600 • www.raptors.com



Chairman of the Board, Maple Leaf Sports & Entertainment . . . Larry Tanenbaum
President and General Manager . . . Bryan Colangelo
Head Coach . . . Dwane Casey
Assistant Coaches . . . Johnny Davis, Tom Sterner, Scott Roth, Micah Nori
Assistant Coach/Basketball Development . . . Eric Hughes
Head Athletic Trainer . . . Scott McCullough
Director of Media Relations . . . Jim LaBumbard
Media Relations Manager . . . Roven Yau
Home Court . . . Air Canada Centre (19,800, built in 1999)
Radio . . . The FAN (590 AM); Paul Jones, Eric Smith
Television . . . TSN, TSN2, Sportsnet, Sportsnet ONE; Matt Devlin,
Leo Rautins, Jack Armstrong



Dwane Casey

2013-14 SCHEDULE VS. RAPTORS

12/10 Tuesday 6:00 p.m. at Toronto
12/23 Monday 7:30 p.m. in San Antonio

2012-13 RESULTS VS. RAPTORS

11/25 111-106 Spurs at Toronto
12/26 100-80 Spurs in San Antonio

ALL-TIME RESULTS

95-96:	SA 2-0	05-06:	SA 2-0
96-97:	Tied 1-1	06-07:	SA 2-0
97-98:	SA 2-0	07-08:	Tied 1-1
98-99:	TOR 1-0	08-09:	Tied 1-1
99-00:	Tied 1-1	09-10:	Tied 1-1
00-01:	Tied 1-1	10-11:	SA 2-0
01-02:	Tied 1-1	11-12:	SA 1-0
02-03:	SA 2-0	12-13:	SA 2-0
03-04:	SA 2-0	TOTALS:	SA 25-9
04-05:	Tied 1-1		

SPURS-RAPTORS SERIES NOTES

OVERALL RECORD: 25-9 **HOME:** 13-4 **ROAD:** 12-5 **OT:** 1-1
CURRENT STREAK: Won 5 **HOME:** W 4 **ROAD:** W 3
SPURS BIGGEST WIN: 26, 124-98 on 4/4/03 at Toronto
SPURS BIGGEST LOSS: 33, 125-92 on 2/19/97 in San Antonio
SPURS LAST WIN AT HOME: 100-80 on 12/26/12
SPURS LAST LOSS AT HOME: 93-83 on 12/28/07
SPURS LAST WIN ON THE ROAD: 111-106 on 11/05/12
SPURS LAST LOSS ON THE ROAD: 91-86 on 2/9/10

DID YOU KNOW?

18,797 fans witnessed Tim Duncan's 22-point, 15-rebound performance as San Antonio defeated Toronto 91-72 on 11/1/02 ... the game marked the Spurs first in the AT&T Center ... Spurs forward Matt Bonner was acquired from Toronto in a deal for Rasho Nesterovic... the Raptors 98-92 win over the Spurs in Toronto on 12/5/99 was their first win vs. San Antonio in Toronto in the five-year history of the match-up ... the Spurs set a franchise record for lowest field goal percentage when they shot 23.9% (22-92) on 2/7/02 ... the Raptors won the game 80-74 in overtime ... Spurs guard Danny Green and Raptors forward Tyler Hansbrough led the University of North Carolina to a 2009 NCAA Championship ... Raptors guard D.J. Augustine (2006-08) and Spurs guard Cory Joseph (2010-11) both attended the University of Texas ... Spurs guard Marco Bellinelli spent one season with the Toronto Raptors, averaging 7.1 points and 1.4 rebounds in 66 games ... Spurs forward Matt Bonner spent two seasons (2004-06) with the Raptors, averaging 7.3 points and 3.6 rebounds in 160 games ... Spurs assistant coach Sean Marks was originally drafted by the Raptors in the second round (44th overall) in the 1998 NBA Draft ... Marks played two seasons with the Raptors (1998-2000), appearing in 13 games.

2012-13 SEASON SERIES (2-0) SAN ANTONIO SPURS VS. TORONTO

PLAYER	G-GS	MIN	FG-FGA	PCT	3FG-FGA	PCT	FT-FTA	PCT	OFF DEF	TOT	AST	PF	DO	STL	TO	BLK	PTS	AVG	HI	
PARKER	2-2	75	19-37	.514	2-6	.333	5-7	.714	0	9	9	12	3	2	6	0	45	22.5	32	
DUNCAN	2-2	68	17-32	.531	0-0	---	7-8	.875	2	9	11	8	2	0	5	5	41	20.5	26	
GINOBI	2-0	63	9-21	.429	3-9	.333	8-9	.889	2	10	12	8	5	0	1	2	29	14.5	15	
DIAW	2-0	56	9-17	.529	1-1	1.000	2-2	1.000	2	5	7	6	5	0	2	0	21	10.5	11	
GREEN	2-2	69	7-17	.412	5-14	.357	2-2	1.000	3	10	13	2	3	0	4	1	21	10.5	13	
LEONARD	1-1	24	4-8	.500	0-3	.000	1-1	1.000	1	9	10	2	2	0	3	3	9	9.0	9	
SPLITTER	2-1	42	2-8	.250	0-0	---	11-15	.733	4	3	7	3	1	0	1	1	15	7.5	10	
BONNER	2-0	18	2-8	.250	2-4	.500	2-2	1.000	1	2	3	1	2	0	1	0	8	4.0	8	
JACKSON	1-0	24	2-8	.250	0-3	.000	0-0	---	0	4	4	3	3	0	1	2	4	4.0	4	
NEAL	1-1	30	1-6	.167	1-3	.333	1-2	.500	0	7	7	1	2	0	1	0	4	4.0	4	
MILLS	2-0	11	2-3	.667	2-3	.667	0-0	---	0	3	3	1	1	0	1	1	6	3.0	3	
BLAIR	2-1	25	2-7	.286	0-0	---	0-0	---	0	4	4	0	2	0	1	1	0	4.0	2	
DE COLO	2-0	25	2-2	1.000	0-0	---	0-0	---	0	4	4	3	3	0	1	3	0	4.0	2	
SPURS	2	530	78-174	.448	16-46	.348	39-48	.813	17	79	96	50	34	0	15	29	10	211	105.5	111
RAPTORS	2	530	73-188	.388	13-42	.310	27-36	.750	27	69	96	45	44	0	16	28	10	186	93.0	106

2012-13 SEASON SERIES (0-2) TORONTO RAPTORS VS. SAN ANTONIO

PLAYER	G-GS	MIN	FG-FGA	PCT	3FG-FGA	PCT	FT-FTA	PCT	OFF DEF	TOT	AST	PF	DO	STL	TO	BLK	PTS	AVG	HI	
VALANCIUNAS	1-1	39	9-13	.692	0-0	---	4-5	.800	0	7	7	3	4	0	0	3	3	22	22.0	22
LOWRY	1-1	45	6-16	.375	4-8	.500	4-4	1.000	2	6	8	4	5	0	1	1	20	20.0	20	
DEROZAN	2-2	79	14-37	.378	0-2	.000	9-10	.900	2	7	9	4	2	0	3	0	37	18.5	29	
GAY (TOT)	3-3	128	24-51	.471	2-8	.250	5-9	.556	4	20	24	6	6	0	3	10	2	55	18.3	23
ANDERSON	1-0	20	5-10	.500	2-4	.500	0-0	---	0	1	1	1	3	0	1	1	0	12	12.0	12
LUCAS	1-0	21	4-10	.400	2-4	.500	1-2	.500	0	2	2	6	0	0	2	0	11	11.0	11	
DAVIS	2-1	47	10-18	.556	0-0	---	1-2	.500	11	10	21	1	4	0	2	1	21	10.5	15	
CALDERON	2-1	68	6-23	.261	2-8	.250	2-2	1.000	2	4	6	19	3	0	1	5	0	16	8.0	9
JOHNSON	2-0	42	7-13	.538	0-0	---	2-2	1.000	5	6	11	1	8	0	1	2	3	16	8.0	12
ROSS	2-0	47	6-14	.429	2-5	.400	0-0	---	1	3	4	2	2	0	1	2	0	14	7.0	11
GRAY	1-1	21	2-3	.667	0-0	---	1-4	.250	2	2	4	2	4	0	1	2	0	5	5.0	5
KLEIZA	1-0	16	1-8	.125	1-3	.333	2-2	1.000	0	2	2	0	3	0	1	0	5	5.0	5	
BARGNANI	1-1	36	2-19	.105	0-7	.000	0-1	.000	1	7	8	1	3	0	1	2	1	4	4.0	4
TELFAR (TOT)	1-0	15	1-3	.333	1-3	.333	0-0	---	0	0	0	3	2	0	0	0	0	3	3.0	3
FIELDS	1-0	19	1-2	.500	0-0	---	0-0	---	0	2	2	1	1	0	0	0	2	2.0	2.0	2
PIETRUS	1-1	12	0-2	.000	0-1	.000	1-2	.500	0	2	2	0	0	0	1	0	0	1	1.0	1
ACY	1-0	3	0-0	---	0-0	---	0-0	---	1	1	2	0	0	0	0	0	0	0	0.0	0
MCGUIRE	1-1	16	0-0	---	0-0	---	0-0	---	0	7	7	0	2	0	1	1	0	0	0.0	0
Raptors	2	530	73-188	.388	13-42	.310	27-36	.750	27	69	96	45	44	0	16	28	10	186	93.0	106
SPURS	2	530	78-174	.448	16-46	.348	39-48	.813	17	79	96	50	34	0	15	29	10	211	105.5	111



Tyrone Corbin

301 West South Temple • Salt Lake City, UT 84101
(801) 325-2500 • www.utahjazz.com

Owner Gail Miller
Chief Executive Officer/NBA Governor Greg Miller
President, Utah Jazz Randy Rigby
Executive VP of Basketball Operations/General Manager Kevin O'Connor
General Manager Dennis Lindsey
Assistant General Manager Justin Zanik
Head Coach Tyrone Corbin
Assistant Coaches Sidney Lowe, Michael Sanders, Brad Jones
Head Athletic Trainer Gary Briggs
Director, Communications Jonathan Rinehart
Home Court EnergySolutions Arena (19,911, built in 1991)
Radio KFNZ (1320 AM): David Locke, Ron Boone
Television ROOT Sports: Craig Bolerjack, Matt Harpring



2013-14 SCHEDULE VS. JAZZ

11/15	Friday	8:00 p.m.	at Utah
12/14	Saturday	8:00 p.m.	at Utah
01/15	Wednesday	7:00 p.m.	in San Antonio
03/16	Sunday	6:00 p.m.	in San Antonio

2012-13 RESULTS VS. JAZZ

11/03	110-100	Spurs in San Antonio
12/12	99-96	Jazz at Utah
03/22	104-97	Spurs in San Antonio

ALL-TIME RESULTS

76-77:	SA 3-1	95-96:	SA 3-1
77-78:	SA 3-1	96-97:	UT 3-1
78-79:	Tied 2-2	97-98:	UT 3-1
79-80:	Tied 1-1	98-99:	SA 2-1
80-81:	SA 5-1	99-00:	Tied 2-2
81-82:	Tied 3-3	00-01:	SA 4-0
82-83:	SA 5-1	01-02:	SA 4-0
83-84:	SA 4-2	02-03:	SA 4-0
84-85:	UT 5-1	03-04:	SA 4-0
85-86:	UT 4-2	04-05:	Tied 2-2
86-87:	UT 4-2	05-06:	SA 3-0
87-88:	Tied 3-3	06-07:	Tied 2-2
88-89:	UT 5-1	07-08:	Tied 2-2
89-90:	SA 3-2	08-09:	SA 3-0
90-91:	UT 3-2	09-10:	UT 4-0
91-92:	UT 4-1	10-11:	SA 3-0
92-93:	Tied 3-3	11-12:	SA 3-1
93-94:	UT 5-0	12-13:	SA 2-1
94-95:	SA 3-2	TOTALS:	SA 92-74

SPURS-JAZZ SERIES NOTES

OVERALL RECORD: 92-74 HOME: 64-20 ROAD: 28-54 OT: 0-3
CURRENT STREAK: Won 1 HOME: W 5 ROAD: L 2
SPURS BIGGEST WIN: 33, 115-82 on 4/17/06 in San Antonio
SPURS BIGGEST LOSS: 30, 144-114 on 12/13/79 at Utah
SPURS LAST WIN AT HOME: 104-97 on 03/22/13
SPURS LAST LOSS AT HOME: 105-98 on 1/20/10
SPURS LAST WIN ON THE ROAD: 106-102 on 02/20/12
SPURS LAST LOSS ON THE ROAD: 99-96 on 12/12/12

DID YOU KNOW?

Jazz head coach Tyrone Corbin was originally drafted by the San Antonio Spurs in the second round (35th pick overall) of the 1985 NBA draft ... Former Jazz great John Stockton holds the Spurs opponent record for most assists in a game, handing out 28 in Salt Lake City on 1/15/91 ... he also holds the Spurs opponent record for most assists in a playoff game with 19 in Game 1 of the Western Conference Semifinals in San Antonio on 5/7/96 ... George Gervin holds the Jazz opponent scoring record when he had 63 on 4/9/78 ... in that game Gervin set two Spurs franchise records; one for most points in a quarter with 33 in the second period and another for most points in a half with 53 in the first half ... Gervin's outburst propelled him past David Thompson for the 1978 NBA scoring crown ... that same day the Jazz set their own franchise scoring mark with 153 points ... Utah limited the Silver and Black to franchise low 64 points on 4/4/08 ... Jazz forward Marvin Williams (2004-05) and Spurs Danny Green (2005-09) both attended the University of North Carolina ... Both also won NCAA National Championships while attending UNC.

2012-13 SEASON SERIES (2-1) SAN ANTONIO SPURS VS. UTAH

PLAYER	G-GS	MIN	FG-FGA	PCT	3FG-FGA	PCT	FT-FTA	PCT	OFF	DEF	TOT	AST	PF-DO	STL	TO	BLK	PTS	AVG	HI
PARKER	3-3	105	25-51	.490	1-1	1.000	17-21	.810	0	6	6	22	3-0	2	9	0	68	22.7	24
DUNCAN	3-3	102	19-44	.432	0-1	.000	22-28	.786	5	43	48	7	6-0	3	4	11	60	20.0	22
LEONARD	2-2	75	14-19	.737	4-5	.800	2-2	1.000	4	9	13	3	1-0	2	3	2	34	17.0	21
GREEN	3-3	97	19-28	.679	8-13	.615	2-2	1.000	0	2	2	5	0-0	4	4	1	48	16.0	21
MILLS	1-0	6	3-3	1.000	2-2	1.000	0-0	---	1	0	1	0	0-0	0	0	0	8	8.0	8
NEAL	2-1	46	5-13	.385	2-7	.286	4-4	1.000	1	2	3	4	1-0	1	1	1	16	8.0	11
GINOBILI	3-0	71	8-22	.364	3-10	.300	2-2	1.000	2	10	12	8	3-0	4	10	1	21	7.0	8
SPLITTER	3-1	72	9-24	.375	0-0	---	2-6	.333	10	11	21	6	13-0	2	7	6	20	6.7	10
DIJAW	3-1	69	8-15	.533	1-4	.250	0-0	---	1	3	4	5	7-0	2	3	2	17	5.7	9
BONNER	3-0	35	4-5	.800	2-2	1.000	0-0	---	0	4	4	2	3-0	0	1	1	10	3.3	5
BLAIR	2-1	17	1-5	.200	0-0	---	0-0	---	2	3	5	0	5-0	0	2	0	2	1.0	2
JACKSON	2-0	23	1-6	.167	0-4	.000	0-0	---	0	3	3	3	3-0	4	2	1	2	1.0	2
JOSEPH	2-0	8	1-4	.250	0-1	.000	0-0	---	1	2	3	0	0-0	0	0	0	2	1.0	2
DE COLO	3-0	18	1-6	.167	0-2	.000	0-0	---	1	1	2	2	2-0	1	1	0	2	0.7	2
SPURS	3	745	118-245	.482	23-52	.442	51-65	.785	28	99	127	70	50-0	25	49	26	310	103.3	110
JAZZ	3	745	120-257	.467	21-49	.429	35-49	.714	27	93	120	67	65-0	29	48	22	296	98.7	100

2012-13 SEASON SERIES (1-2) UTAH JAZZ VS. SAN ANTONIO

PLAYER	G-GS	MIN	FG-FGA	PCT	3FG-FGA	PCT	FT-FTA	PCT	OFF	DEF	TOT	AST	PF-DO	STL	TO	BLK	PTS	AVG	HI
MC WILLIAMS	3-3	112	21-39	.538	5-10	.500	13-16	.813	0	4	4	21	9-0	5	7	0	60	20.0	29
JEFFERSON	3-3	112	27-57	.474	0-0	---	1-1	1.000	5	20	25	8	12-0	6	4	5	55	18.3	21
MILLSAP	3-3	101	20-38	.526	2-3	.667	10-14	.714	9	19	28	7	11-0	6	5	6	52	17.3	24
BURKS	1-0	22	6-9	.667	2-3	.667	0-0	---	1	0	1	0	2-0	0	1	0	14	14.0	14
HAYWARD	3-2	99	14-35	.400	6-13	.462	5-5	1.000	2	14	16	13	4-0	3	6	3	39	13.0	19
FOYE	3-2	85	11-23	.478	5-12	.417	1-2	.500	0	3	3	8	3-0	1	4	0	28	9.3	13
MA WILLIAMS	3-2	78	9-23	.391	1-7	.143	0-0	---	6	9	15	2	3-0	1	5	2	19	6.3	9
FAVORS	3-0	54	8-15	.533	0-0	---	2-5	.400	0	12	12	2	9-0	2	6	5	18	6.0	6
KANTER	3-0	35	3-10	.300	0-0	---	3-4	.750	3	6	9	0	5-0	2	4	1	9	3.0	6
TINSLEY	1-0	9	1-3	.333	0-0	---	0-0	---	0	2	2	0	1-0	0	2	0	2	2.0	2
CARROLL	2-0	22	0-3	.000	0-0	---	0-2	.000	1	1	2	1	3-0	2	1	0	0	0.0	0
WATSON	1-0	16	0-2	.000	0-1	.000	0-0	---	0	3	3	5	3-0	1	1	0	0	0.0	0
JAZZ	3	745	120-257	.467	21-49	.429	35-49	.714	27	93	120	67	65-0	29	48	22	296	98.7	100
SPURS	3	745	118-245	.482	23-52	.442	51-65	.785	28	99	127	70	50-0	25	49	26	310	103.3	110

WASHINGTON WIZARDS

601 F Street, NW • Washington, D.C. 20004
(202) 661-5000 • www.washingtonwizards.com



Majority Owner Ted Leonsis
President Ernie Grunfeld
Senior V.P. of Basketball Operations Tommy Sheppard
Head Coach Randy Wittman
Assistant Coaches Don Newman, Don Zierden, Sam Cassell,
..... Ryan Saunders, Pat Sullivan
Head Athletic Trainer Eric Waters
Senior Director, Communications Scott Hall
Home Court Verizon Center (20,278, built in 1997)
Radio The Fan (106.7 FM): Dave Johnson, Glenn Consor
Television Comcast SportsNet: Steve Buckhantz, Phil Chenier, Chris Miller



Randy Wittman

2013-14 SCHEDULE VS. WIZARDS

11/13 Wednesday 7:30 p.m. in San Antonio
02/05 Wednesday 6:00 p.m. at Washington

2012-13 RESULTS VS. WIZARDS

11/26 118-92 Spurs at Washington
02/02 96-86 Spurs at San Antonio

ALL-TIME RESULTS

76-77:	Tied 2-2	95-96:	Tied 1-1
77-78:	Tied 2-2	96-97:	WAS 2-0
78-79:	WAS 3-1	97-98:	Tied 1-1
79-80:	SA 4-2	98-99:	DNP
80-81:	Tied 1-1	99-00:	Tied 1-1
81-82:	Tied 1-1	00-01:	SA 2-0
82-83:	SA 2-0	01-02:	SA 2-0
83-84:	Tied 1-1	02-03:	Tied 1-1
84-85:	WAS 2-0	03-04:	SA 2-0
85-86:	SA 2-0	04-05:	Tied 1-1
86-87:	WAS 2-0	05-06:	Tied 1-1
87-88:	WAS 2-0	06-07:	SA 2-0
88-89:	Tied 1-1	07-08:	SA 2-0
89-90:	SA 2-0	08-09:	SA 2-0
90-91:	SA 2-0	09-10:	SA 2-0
91-92:	WAS 2-0	10-11:	SA 2-0
92-93:	Tied 1-1	11-12:	SA 1-0
93-94:	SA 2-0	12-13:	SA 2-0
94-95:	SA 2-0	TOTALS:	SA 51-30

SPURS-WIZARDS SERIES NOTES

OVERALL RECORD: 51-30 **HOME:** 31-10 **ROAD:** 20-20 **OT:** 1-1
CURRENT STREAK: Won 14 **HOME:** W 12 **ROAD:** W 7
SPURS BIGGEST WIN: 31 2X, latest 98-67 on 2/21/09 at Washington
SPURS BIGGEST LOSS: 25, 133-108 on 2/11/87 in San Antonio
SPURS LAST WIN AT HOME: 96-86 on 02/02/13
SPURS LAST LOSS AT HOME: 99-89 on 12/11/99
SPURS LAST WIN ON THE ROAD: 118-92 on 11/26/12
SPURS LAST LOSS ON THE ROAD: 110-95 on 11/12/05

DID YOU KNOW?

The Spurs enter the 2013-14 season with 14 consecutive wins against the Wizards, marking their longest active winning streak against any team ... Wizards assistant coach Don Newman spent the past seven seasons as an assistant coach for the San Antonio Spurs ... during his tenure with the Spurs, Newman worked under Gregg Popovich and helped lead San Antonio to a pair of NBA Championships (2005 and 2007), a pair of Western Conference championships (2005 and 2007) and five Division titles (2005, 2006, 2009, 2011 and 2012) ... The Spurs and Bullets met in the Eastern Conference Finals in 1979 ... the Spurs led the series 3-1 but the Bullets won the next three games and advanced to the 1979 NBA Finals ... George Gervin has San Antonio's top playoff scoring performance against Washington with 46 points on 4/18/78 ... Washington's Elvin Hayes owns the Spurs opponent playoff record for rebounds with 23 on 5/9/79 ... Wizards guard Bradley Beal (2011-12) and Spurs forward Matt Bonner (1999-03) both attended the University of Florida.

2012-13 SEASON SERIES (2-0) SAN ANTONIO SPURS VS. WASHINGTON

PLAYER	G-GS	MIN	FG-FGA	PCT	3FG-FGA	PCT	FT-FTA	PCT	OFF DEF TOT	AST	PF-DQ	STL	TO	BLK	PTS	AVG	HI
PARKER	2-2	56	15-25	.600	0-0	---	4-6	.667	0 6 6	14	2-0	0	5	0	34	17.0	19
SPUTTER	2-1	53	9-13	.692	0-0	---	9-10	.900	3 16 19	9	2-0	2	3	2	27	13.5	15
DIAM	2-0	47	9-12	.750	2-2	1.000	5-6	.833	0 7 7	4	6-0	1	2	0	25	12.5	16
GINOBI	1-0	20	5-8	.625	2-3	.667	0-0	---	0 5 5	5	1-0	1	1	0	12	12.0	12
DUNCAN	2-2	37	10-17	.588	0-0	---	2-2	1.000	3 7 10	6	2-0	0	0	3	22	11.0	14
LEONARD	1-1	33	3-9	.333	1-4	.250	3-3	1.000	1 10 11	0	2-0	1	1	1	10	10.0	10
NEAL	2-1	41	8-18	.444	4-7	.571	0-0	---	0 3 3	2	3-0	0	3	0	20	10.0	13
GREEN	2-2	49	7-12	.583	2-7	.286	1-1	1.000	0 4 4	4	1-0	0	6	1	17	8.5	15
BONNER	2-0	30	6-11	.545	3-6	.500	0-0	---	0 3 3	0	1-0	0	1	1	15	7.5	11
MILLS	2-0	28	3-8	.375	2-6	.333	4-4	1.000	1 4 5	4	3-0	0	0	0	12	6.0	8
JACKSON	1-0	14	2-5	.400	0-3	.000	0-0	---	0 1 1	1	0-0	0	1	0	4	4.0	4
BLAIR	2-1	30	3-10	.300	0-0	---	1-2	.500	4 7 11	1	1-0	3	4	0	7	3.5	5
ANDERSON	1-0	7	1-3	.333	1-2	.500	0-0	---	1 0 1	0	2-0	0	1	0	3	3.0	3
DE COLO	2-0	26	2-6	.333	1-3	.333	1-2	.500	0 2 2	5	0-0	0	3	0	6	3.0	4
JOSEPH	1-0	9	0-1	.000	0-0	---	0-0	---	0 0 0	3	0-0	0	1	0	0	0.0	0
SPURS	2	480	83-158	.525	18-43	.419	30-36	.833	13 75 88	57	32-0	9	31	9	214	107.0	118
WIZARDS	2	480	73-178	.410	10-36	.278	22-34	.647	27 54 81	38	41-0	18	27	4	178	89.0	92

2012-13 SEASON SERIES (0-2) WASHINGTON WIZARDS VS. SAN ANTONIO

PLAYER	G-GS	MIN	FG-FGA	PCT	3FG-FGA	PCT	FT-FTA	PCT	OFF DEF TOT	AST	PF-DQ	STL	TO	BLK	PTS	AVG	HI
WALL	1-1	36	10-22	.455	0-2	.000	1-1	1.000	2 3 5	9	5-0	1	4	0	21	21.0	21
WEBSTER	2-1	57	10-16	.625	5-8	.625	5-7	.714	0 9 9	2	5-0	1	5	0	30	15.0	16
CRAWFORD	2-0	35	12-23	.522	1-4	.250	0-0	---	2 3 5	2	3-0	0	2	0	25	12.5	19
BEAL	1-1	30	4-13	.308	0-0	.000	3-4	.750	0 3 3	1	0-0	2	0	0	11	11.0	11
HILARIO	1-1	28	5-12	.417	0-0	---	1-4	.250	4 2 6	3	1-0	0	2	1	11	11.0	11
SERAPHIN	2-1	53	10-23	.435	0-0	---	2-4	.500	4 5 9	0	5-0	4	4	2	22	11.0	18
PRICE	2-1	55	5-15	.333	1-6	.167	5-7	.714	2 7 9	12	1-0	1	3	0	16	8.0	11
ARIZA	2-1	45	6-14	.429	2-7	.286	1-1	1.000	4 3 7	2	3-0	4	3	0	15	7.5	10
C. SINGLETON	2-0	38	6-13	.462	1-3	.333	0-0	---	3 5 8	1	7-0	4	0	0	13	6.5	11
MARTIN	1-0	18	1-8	.125	0-4	.000	4-4	1.000	1 2 3	1	0-0	0	0	0	6	6.0	6
BARBOSA (TOT)	2-2	22	3-7	.429	0-0	---	0-0	---	1 2 3	2	2-0	0	1	0	6	3.0	4
OKAFOR	2-2	43	3-10	.300	0-0	---	0-2	.000	4 8 12	2	2-0	0	1	1	6	3.0	4
TEMPLE	1-1	11	1-4	.250	0-1	.000	0-0	---	1 0 1	0	2-0	0	1	0	2	2.0	2
BARRON	1-0	16	0-3	.000	0-0	---	0-0	---	0 3 3	0	1-0	0	0	0	0	0.0	0
VESELY	2-0	14	0-2	.000	0-0	---	0-0	---	0 2 2	0	6-0	1	1	0	0	0.0	0
WIZARDS	2	480	73-178	.410	10-36	.278	22-34	.647	27 54 81	38	41-0	18	27	4	178	89.0	92
SPURS	2	480	83-158	.525	18-43	.419	30-36	.833	13 75 88	57	32-0	9	31	9	214	107.0	118

MEDIA/PR CONTACTS

SPURS PR CONTACTS

Tom James

Senior Director of Basketball Communications
Office: 210-444-5730 Cell: 210-823-8921
tjames@attcenter.com

Kris Davis

Basketball Communications Manager
Office: 210-444-5731 Cell: 210-849-7069
kdavis@attcenter.com

Mitch Heckart

Basketball Communications Coordinator
Office: 210-444-5732 Cell: 210-551-4370
mheckart@attcenter.com

Carlos Manzanillo

Corporate Communications Manager
Office: 210-444-5604 Cell: 858-344-8620
cmanzanillo@attcenter.com

Julie Bedingfield

Corporate Communications Coordinator
Office: 210-444-5608 Cell: 210-867-860
jbedingfield@attcenter.com

NEWSPAPERS

San Antonio Express-News

Main Number (210) 250-3000 Sports Line (210) 250-3358 Fax (210) 250-3351
P.O. Box 2171, San Antonio, TX 78297
Sports Editor: [Burt Henry](#)
Spurs Beat Writer: Jeff McDonald
NBA Beat Writer: Mike Monroe
Spursnation: Dan McCarney
Columnist: Buck Harvey

La Prensa

Main Number (210) 242-7900 318 S. Flores, San Antonio, TX 78204
Sports Writer: Jose Franco

WIRE SERVICES

Associated Press

Phone (210) 222-2713 Fax (210) 225-8351 P.O. Box 2171, San Antonio, TX 78297
San Antonio Contact: [Paul Weber](#)

RADIO

WOAI (1200 AM)

Phone (210) 736-9700 Fax (210) 736-9738 6222 NW I-10, San Antonio, TX 78201
Spurs Play-by-Play: Bill Schoening
Program Director: Peter Bolger
Talent: Joe Pagliarulo, Charlie Parker

THE TICKET (760 AM)

Phone (210) 736-9700 Fax (210) 736-9738 6222 NW I-10, San Antonio, TX 78201
Talent: Mike Taylor, Geoff Sheen

ESPN RADIO (1250 AM)

Phone (210) 654-5100 Fax (210) 855-5076 4050 Eisenhower Rd., San Antonio, TX 78218
Talent: Jason Minnix, Ari Temkin, Dat Nguyen, Eric Messersmith

TELEVISION

KABB (FOX, Channel 29)

Phone (210) 442-6318 Fax (210) 442-6333 4335 NW Loop 410, San Antonio, TX 78229
Sports Department: Chuck Miketinac, Hector Ledesma, Kevin Cuenca, Jack Greene

KENS (CBS, Channel 5)

Phone (210) 377-8649 Fax (210) 377-8757 P.O. Box TV-5, San Antonio, TX 78229
Sports Department: Joe Reinagel, Vinnie Venzetta, Marcus Floyd

KSAT (ABC, Channel 12)

Phone (210) 351-1270 Fax (210) 351-1310 1408 N. St. Mary's, San Antonio, TX 78298
Sports Department: Greg Simmons, Larry Ramirez, Mark Mendez, Mike Klein, Daniel Villanueva

KVDA (Spanish, Channel 60)

Phone (210) 340-8860 Fax (210) 341-2051 6234 San Pedro, San Antonio, TX 78216

KWEX (Spanish, Channel 41)

Phone (210) 476-1025 Fax (210) 226-0131 411 E. Durango, San Antonio, TX 78204
Sports Department: Miguel Gaytan, Rafael Carderera

WOAI (NBC, Channel 4)

Phone (210) 476-1025 Fax (210) 476-1088 P.O. Box 2641, San Antonio, TX 78299
Sports Department: Don Harris, David Chancellor, Cameron Cox, Josh Saunders

SPURS 2013-14 SCHEDULE

SUN	MON	TUE	WED	THU	FRI	SAT
		1	2	3	4	5
6	7	8	9	10	11	12
13	14	15	16	17	18	19
20	21	22	23	24	25	26
27	28	29	30	31		
OCTOBER						

SUN	MON	TUE	WED	THU	FRI	SAT
						1 @ SACRAMENTO 7:30 PM KENS 5
2	3 @ NEW ORLEANS 7:00 PM FSSW	4	5 @ WASHINGTON 6:00 PM FSSW	6 @ BROOKLYN 7:00 PM TNT	7	8 @ CHARLOTTE 6:00 PM FSSW
9	10 @ DETROIT 6:30 PM FSSW	11	12 @ BOSTON 6:30 PM FSSW	13	14	15
16	17	18 @ L.A. CLIPPERS 8:30 PM FSSW	19 @ PORTLAND 6:30 PM FSSW	20	21 @ PHOENIX 8:00 PM KENS 5	22
23	24	25	26 DETROIT 7:30 PM KENS 5	27	28 CHARLOTTE 7:30 PM FSSW	
FEBRUARY						

SUN	MON	TUE	WED	THU	FRI	SAT
				1 @ L.A. LAKERS 9:30 PM KENS 5	2 @ PORTLAND 9:00 PM FSSW	
3	4	5 @ DENVER 8:00 PM FSSW	6 PHOENIX 7:30 PM FSSW	7	8 GOLDEN STATE 7:30 PM KENS 5	
10 @ NEW YORK 11:00 AM FSSW	11 @ PHILADELPHIA 6:00 PM FSSW	12	13 WASHINGTON 7:30 PM FSSW	14	15 @ UTAH 8:00 PM FSSW	16
17	18	19	20 BOSTON 7:30 PM FSSW	21	22 @ MEMPHIS 7:00 PM FSSW	23 CLEVELAND 7:30 PM FOX
24	25 NEW ORLEANS 7:30 PM FSSW	26	27 @ OKLAHOMA CITY 7:00 PM FSSW	28	29 @ HOUSTON 6:00 PM FSSW	30 HOUSTON 7:30 PM KENS 5
NOVEMBER						

SUN	MON	TUE	WED	THU	FRI	SAT
						1
2 DALLAS 6:00 PM FSSW	3	4 @ CLEVELAND 6:00 PM FSSW	5	6 MIAMI 7:00 PM TNT	7	8 ORLANDO 7:30 PM FSSW
9	10	11 @ CHICAGO 7:00 PM FSSW	12 PORTLAND 8:30 PM FSSW	13	14 L.A. LAKERS 7:30 PM FSSW	15
16 UTAH 6:00 PM FSSW	17	18	19 @ L.A. LAKERS 9:30 PM FSSW	20	21 @ SACRAMENTO 9:00 PM FSSW	22 @ GOLDEN STATE 9:30 PM FSSW
23	24 @ PHILADELPHIA 7:30 PM FSSW	25	26 DENVER 7:30 PM FSSW	27	28 @ DENVER 8:00 PM FSSW	29 NEW ORLEANS 7:30 PM FSSW
30	31 @ INDIANA 8:00 PM FSSW					
MARCH						

SUN	MON	TUE	WED	THU	FRI	SAT
1	2 ATLANTA 7:30 PM FSSW	3	4 @ MINNESOTA (MEXICO CITY) 8:30 PM FSSW	5	6	7 INDIANA 7:30 PM FSSW
8	9	10 @ TORONTO 6:00 PM FSSW	11 @ MILWAUKEE 7:00 PM FSSW	12	13 MINNESOTA 7:30 PM FSSW	14 @ UTAH 8:00 PM FSSW
15	16 @ L.A. CLIPPERS 9:30 PM KENS 5	17	18 @ PHOENIX 8:00 PM FSSW	19 @ GOLDEN STATE 9:30 PM TNT	20	21 OKLAHOMA CITY 7:30 PM KENS 5
22	23 TORONTO 7:30 PM FSSW	24	25 HOUSTON 7:00 PM CW35	26 @ DALLAS 7:30 PM KENS 5	27	28
29 SACRAMENTO 6:00 PM FSSW	30	31 BROOKLYN 6:30 PM FSSW				
DECEMBER						

SUN	MON	TUE	WED	THU	FRI	SAT
		1	2 GOLDEN STATE 7:30 PM FSSW	3 OKLAHOMA CITY 7:00 PM TNT	4	5
6 MEMPHIS 6:00 PM FSSW	7	8	9	10 @ DALLAS 7:00 PM TNT	11 PHOENIX 8:30 PM KENS 5	12
13	14 @ HOUSTON 7:00 PM FSSW	15	16 L.A. LAKERS 7:00 PM FSSW	17	18	19
20	21	22	23	24	25	26
27	28	29	30			
APRIL						

SUN	MON	TUE	WED	THU	FRI	SAT
			1	2 NEW YORK 7:30 PM FSSW	3	4 L.A. CLIPPERS 7:30 PM KENS 5
5	6	7 @ MEMPHIS 7:00 PM FSSW	8 DALLAS 6:00 PM CW35	9	10	11
12 MINNESOTA 8:00 PM FSSW	13 @ NEW ORLEANS 7:00 PM FSSW	14	15 UTAH 7:00 PM FSSW	16	17 PORTLAND 7:30 PM FSSW	18
19 MILWAUKEE 6:00 PM FSSW	20	21	22 OKLAHOMA CITY 8:30 PM KENS 5	23	24 @ ATLANTA 6:30 PM FSSW	25
26 @ MIAMI 12:00 PM	27	28 @ HOUSTON 7:00 PM FSSW	29 CHICAGO 8:30 PM KENS 5	30	31	
JANUARY						

ALL TIMES CENTRAL

ALL TIMES SUBJECT TO CHANGE

 Home Games

 Away Games

