



OFFICIAL D-LEAGUE AFFILIATE OF
THE GOLDEN STATE WARRIORS





We are excited to provide you with the media guide for the fourth year of Santa Cruz Warriors basketball. This will serve as your go-to-reference for everything you need to know about the Santa Cruz Warriors – the players, history, schedule of opponents and information on the NBA D-League.

Go Warriors!



Table of Contents

<i>Schedule</i>	3
<i>Stay Connected</i>	4
<i>Directory</i>	5
<i>Ownership</i>	6 - 11
<i>Basketball Operations & Coaching Staff</i>	12 - 18
<i>Front Office Staff, Health Staff & Broadcast Team</i>	19 - 25
<i>The Logo & Uniforms</i>	26
<i>All Time Callups</i>	27 - 29
<i>Roster & Players</i>	30 - 43
<i>2014 - 15 Season Review</i>	44 - 73
<i>2013 - 14 Season Review</i>	74 - 105
<i>Inaugural Season Review</i>	106 - 133
<i>Instagram</i>	134
<i>Key Dates & Awards</i>	135 - 137
<i>Transactions</i>	138 - 146
<i>Draft History</i>	147 - 148
<i>Thank You, Fans</i>	149
<i>Santa Cruz Warriors History</i>	150 - 151
<i>Media Information</i>	152
<i>Kaiser Permanente Arena</i>	153 - 155
<i>Community Relations</i>	156 - 157
<i>Frequently Asked Questions</i>	158 - 160
<i>2015 D-League Teams & Map</i>	161 - 180



SANTA CRUZ WARRIORS

2015 - 16 SEASON

PRESENTED BY  KAISER PERMANENTE

	SUN	MON	TUE	WED	THU	FRI	SAT
NOVEMBER	1	2	3	4	5	6	7
	8	9	10	11	12	7:00 PM Bakersfield 13	6:30 PM Los Angeles 14
	15	16	17	18	19	7:00 PM Los Angeles 20	21
	6:00 PM Reno 22	23	7:00 PM Bakersfield 24	25	26	7:00 PM Austin 27	7:00 PM Austin 28
	29	30					
DECEMBER			1	2	3	7:00 PM Texas 4	7:00 PM Texas 5
	6	7	8	9	10	5:00 PM Texas 11	5:00 PM Oklahoma City 12
	13	14	7:00 PM Canton 15	16	17	7:00 PM Bakersfield 18	7:00 PM Idaho 19
	20	21	7:00 PM Los Angeles 22	23	24	25	26
	1:00 PM Rio Grande Valley 27	28	5:30 PM Austin 29	5:30 PM Austin 30	31		
JANUARY						1	4:00 PM Maine 2
	2:00 PM Westchester 3	4	5	6	7	NBA D-League Showcase 8	
	10	11	6:00 PM Idaho 12	13	14	5:00 PM Texas 15	5:00 PM Texas 16
	17	18	19	7:00 PM Idaho 20	21	8:00 PM Rio Grande Valley 22	7:00 PM Rio Grande Valley 23
	24	25	26	27	28	7:00 PM Bakersfield 29	30
FEBRUARY	3:00 PM Reno 31						
		1	2	3	4	7:00 PM Bakersfield 5	6
	7	8	8:00 PM Reno 9	10	11	12	13
	14	15	16	17	7:30 PM Los Angeles 18	7:00 PM Rio Grande Valley 19	20
	21	22	5:00 PM Rio Grande Valley 23	24	25	8:00 PM Reno 26	7:00 PM Reno 27
MARCH	28	29					
			1	7:00 PM Bakersfield 2	3	5:00 PM Oklahoma City 4	5:00 PM Oklahoma City 5
	6	7	8	9	10	11	7:00 PM Los Angeles 12
	6:00 PM Delaware 13	14	15	16	17	7:00 PM Oklahoma City 18	7:00 PM Oklahoma City 19
	20	21	22	23	7:00 PM Idaho 24	25	6:30 PM Los Angeles 26
APRIL	6:00 PM Austin 27	28	29	7:00 PM Reno 30	31		
	3	4	5	6	7	6:00 PM Idaho 1	6:00 PM Idaho 2

HOME GAME ALL TIMES PACIFIC
SANTACRUZBASKETBALL.COM | 831.713.4400





Stay Connected

Keep in touch with the Santa Cruz Warriors anytime!



www.santacruzbasketball.com



Like us on Facebook www.facebook.com/SantaCruzWarriors



Follow [@DLeagueWarriors](https://twitter.com/DLeagueWarriors)



Follow [@DLeagueWarriors](https://www.instagram.com/DLeagueWarriors)



Watch game highlights and more at youtube.com/santacruzwarriors

Ownership..... Joe Lacob & Peter Guber

Basketball Staff

Associate General Managers.....Pat Sund & Jonnie West
 Head Coach..... Casey Hill
 Associate Head Coach..... James Andrisevic
 Head Athletic Trainer..... Roger Sancho
 Athletic Performance Coach..... Kyle Barbour
 Director of Basketball Operations.....Ryan Atkinson
 Coaching Coordinator..... Perry Huang
 Basketball Operations CoordinatorJacob Rubin
 Player Development/Basketball Operations CoordinatorJoey Brooks

Business Staff

President.....Chris Murphy
 Senior Director of Marketing.....Erika Beutler
 Director of Ticket Sales and Service.....Mike Parr
 Director of Corporate Sponsorships Danny Keith
 Director of PR and Community Relations.....Gina Antoniello
 Group Sales Account Executive.....Rob Yurich
 Marketing Coordinator/Graphic Designer..... John Bickle
 Marketing Specialist/Graphic Designer..... Venus Fung
 Executive Assistant to the President/Office Manager..... Leonie Mendoza
 Senior Accountant..... Cori Gerlach
 Manager of Operations.....Devin Dismang
 Facilities Supervisor..... Frank Beccaria

Team Information

Arena..... Kaiser Permanente Arena
 Arena Address..... 140 Front Street, Santa Cruz, CA 95060
 Business Office Address..... 903 Pacific Avenue, Ste. 101, Santa Cruz, CA 95060
 Business Phone.....(831) 713-4400
 Business Fax..... (831) 466-3201





Golden State Warriors Co-Executive Chairman & CEO

In his role as Co-Executive Chairman & CEO, Joe Lacob is the co-managing member of the Golden State Warriors' ownership group. He serves on the NBA Board of Governors and is a member of the league's Competition Committee.

Since making a record-setting bid to purchase his hometown NBA club – a longtime dream of the Atherton resident – and assuming control of the team on November 12, 2010, Lacob has been the driving force behind many of the creative changes that have transpired with the organization, including several major announcements, prominent personnel additions and an emphasis on transparency. This past season, Lacob's third as owner, the Warriors finished with a 47-35 record and returned to the NBA Playoffs for the first time in six years. As the sixth-seed in the Western Conference, Golden State upset

the third-seeded Denver Nuggets in the First Round of the Playoffs before extending the San Antonio Spurs to six games in the Western Conference Semifinals.

On May 22, 2012, Lacob joined co-owner Peter Guber, NBA Commissioner David Stern and San Francisco Mayor Edwin Lee in announcing the team's intention to build a privately financed sports and entertainment complex on Piers 30-32 and Seawall Lot 330 along the waterfront in San Francisco. In addition to making monumental commitments to the team's future, Joe has taken an active role in connecting the current Warriors organization with its rich history. In 2012, Lacob saw to it that one of the most beloved players in franchise history, Chris Mullin, received the honor of having his #17 jersey raised to the rafters at Oracle Arena, becoming the sixth player in franchise history to have his number retired.

During his first full offseason as owner in the summer of 2011, Lacob recruited two of the most experienced, successful and respected individuals in NBA circles to join the organization, landing NBA Hall of Famer and basketball icon Jerry West as an executive board member, and hiring longtime league and team executive Rick Welts as president and chief operating officer. Additionally, Lacob played a significant role in the hiring of Mark Jackson as head coach, as well as the hiring of successful sports agent Bob Myers, who is now the club's general manager. In an effort to connect with the team's supporters and open the lines of communication, Lacob has engaged with fans via a wide variety of outlets, including in-studio visits to local radio and TV stations, season ticket holder conference calls, exclusive game-night events and direct one-on-one meetings. In September of 2011, he spoke directly to nearly 3,000 of the team's Season Ticket Holders at an exclusive event at Oracle Arena and has been a frequent guest speaker at various local and national sports seminars.

Lacob's NBA and professional sports experience dates back over two decades, including a five-year tenure as minority owner of the Boston Celtics, where he served on the basketball committee. He earned an NBA World Championship ring in 2008 with the storied franchise before selling his minority stake to purchase the Warriors.



Lacob has been a partner of Menlo Park, California, based Kleiner Perkins Caufield & Byers since 1987. Though still a partner in the firm, he has relinquished his managing partner role in order to pursue his lifelong goal of owning and operating an NBA team. In his role as a venture capitalist, he has led investments in over 50 start-up companies across multiple fields in life sciences and medical technologies, the internet and energy.

Lacob received a Bachelor's in Biological Sciences from the University of California-Irvine, a Master's in Public Health (Epidemiology) from UCLA and an M.B.A. from the Stanford Graduate School of Business. He credits his Master's degree in Epidemiology (biostatistics) with providing him a background in statistics that helped drive his passion for sports. It also played a role in his decision to invest in Sportsline – one of the first sports internet sites – and one of Lacob's earliest sports success stories. He was also a primary investor and pioneer of the American Basketball League, a professional women's basketball league that eventually lost out to the WNBA. Lacob also was and continues as one of the original partners in the Pebble Beach Company, an effort formed to bring the historic Pebble Beach resort and golf course back to long term American ownership. Additionally, Lacob has been involved with Stanford basketball for over 25 years and is a fixture in his courtside seats at Maples Pavilion. Lacob currently serves on the Board of Directors of one public company, Align Technology, as well as several other privately-held companies, including Autonomic Technologies, Neuropace, Therox, SunDrop Fuels and TransMedics.

In recent years, Lacob has been involved in industry organizations including the American Heart Association and the AHA Roundtable. He has also been very active at Stanford University, serving on advisory boards at the Medical Center, Business School and Athletic Department. Lacob's philanthropic interests focus on education, both in the community and with universities. He has also provided scholarships to a number of high potential academic and athletic high school and college students in need.

An avid golfer, Joe has been a longtime participant in the AT&T National Pro-Am at Pebble Beach. He has played in a regular pick-up basketball game, and still does, at least twice weekly for over 30 years at Stanford. Most importantly for Warriors fans, Lacob has been a passionate fan of the Bay Area club that he now owns – supporting his local franchise as a loyal and dedicated Season Ticket Holder since 1998.





Golden State Warriors Co-Executive Chairman

Peter Guber, a prominent figure in the entertainment industry for over 30 years, serves as the Co-Executive Chairman of the Golden State Warriors. As co-managing partner, he joined Joe Lacob as the driving forces behind the current ownership group's NBA record-setting bid to purchase the Warriors in 2010.

Guber brings lifelong experience in sports and location based entertainment, recognizing the importance of enhancing every aspect of fan experience. In May of 2012, Guber joined Lacob, NBA Commissioner David Stern and San Francisco Mayor Edwin Lee, in announcing the Warriors' intention to build a privately financed sports and entertainment complex on Piers 30-32 and Seawall Lot 330 on the waterfront in San Francisco.

Guber is among the most successful executives and entrepreneurs in the entertainment and communications industries. Prior to founding Mandalay Entertainment, Guber's impressive resume included serving as the Chairman & CEO of Sony Pictures Entertainment, President of Columbia Pictures, Chairman and CEO of Polygram Entertainment and Co-Owner and Co-Chairman of Casablanca Record & Filmworks. The list of films that he personally produced or executive produced includes Rain Man, Batman, The Color Purple, Midnight Express, Gorillas in the Mist, The Witches of Eastwick, Missing and Flashdance. Guber's movies have earned over three billion dollars worldwide, while also garnering more than 50 Academy Award nominations.

Peter Guber is the Founder and CEO of Mandalay Entertainment, a visionary multimedia venture spanning movies, TV, sports, and new media. The company's rich history of creating filmed entertainment includes the box office hits, I Know What You Did Last Summer, Donnie Brasco, Seven Years in Tibet, Wild Things, Les Miserables, The Kids Are All Right, Soul Surfer and Bernie, among many others. Forthcoming Mandalay releases include The Voices, starring Ryan Reynolds, When The Game Stands Tall, starring Jim Caviezel, Horns, starring Daniel Radcliffe, and Dark Places, starring Charlize Theron.

In the professional sports industry, Mandalay Sports Entertainment has become a national sports entertainment provider, owning and/or managing professional baseball franchises, sports marketing and venue management. The Dayton Dragons, the Mandalay-owned Class A affiliate of the Cincinnati Reds, established a North American professional sports record with their 815th consecutive sellout on July 9, 2011, surpassing the previous mark (814) held by the Portland Trail Blazers. Additionally, Guber together with Guggenheim Group and Magic Johnson, acquired the Los Angeles Dodgers. Guber is an owner and Chairman of Dick Clark Productions, a leading independent producer of television programming including such perennial hits as the American Music Awards, Golden Globe Awards, Dick Clark's New Year's Rockin' Eve, and So You Think You Can Dance.



Guber is a pre-IPO investor in Demand Media, who appointed him to its board of directors. He is Chairman of Mandalay Digital Group, a NASDAQ listed leading global mobile data services provider, and is Chairman of Mandalay Sports Media, a partnership with Mike Tollin, Emmy and Peabody Award-winning film and television producer/director, and CAA Sports, the world's leading athlete representation agency.

Guber is a full professor at UCLA, teaching at the Anderson School of Management and the School of Theater, Film, Television and Digital Media. He is a member of the UCLA Foundation Board of Trustees, as well as the winner of UCLA's prestigious Service Award for his accomplishments in association with the school. Guber is the Chair of the Founding Board of Advisors for the Center for Managing Enterprises in Media, Entertainment & Sports (MEMES) at the UCLA Anderson School of Management.

Guber served as the co-host of the critically acclaimed television show, Shootout, for six years on American Movie Classics cable network. AMC moved Guber's talents to prime time with Story Makers, a series of one hour specials on the cable network. Guber was most recently seen on Starz/Encore as co-host of In the House, a weekly news and interview show focusing on industry trends in pop culture. He can currently be seen as an Entertainment and Media Analyst on Fox Business News.

A noted author, Guber's third book, Tell To Win - Connect, Persuade, and Triumph with the Hidden Power of Story - was published by Crown Business on March 1, 2011, and became an instant #1 NY Times bestseller. Fortune magazine chose Tell To Win as one of their "5 Business Books You Can Really Use" and Hudson Booksellers, retail book stores in airports throughout North America, chose Tell To Win as one of the "5 Best Business Books of the Year." Tell to Win is in its 13th printing.

Guber was recruited by Columbia Pictures out of NYU's Graduate School of Business, where he was pursuing an MBA. He holds a BA, Master of Law and Juris Doctorate degrees. He received his honorary doctorate in Fine Arts from the University of Connecticut, was named Albert Gallatin Fellow at New York University; is a recipient of Syracuse University's George Arents Pioneer Award, the highest honor that can be given an alumnus, for his distinguished work in film; and is also a recipient of USC's Dean's Award for National Business Leadership.





Golden State Warriors President & Chief Operating Officer

One of the most respected business executives in the NBA, with over 39 years of experience in the league, Rick Welts is currently in his fourth season as President and Chief Operating Officer of the Golden State Warriors. In this role, he oversees all business-related operations for the Warriors, including the team's proposed development of a privately financed sports and entertainment center in San Francisco's Mission Bay neighborhood, reporting to the organization's Co-Managing Partners, Joe Lacob and Peter Guber.

Under Welts' direction, the organization has established several franchise benchmarks from a business standpoint in recent years as the Warriors brand continues to grow in stature, not only in the Bay Area, but also

within the NBA community and beyond. The organization has won numerous awards across all facets of the business in recent years, including last May when the Warriors were named "Sports Team of the Year" by the Sports Business Journal/Daily, with Welts accepting the award on behalf of the organization at the Seventh Annual Sports Business Awards in New York City.

Welts, 61, owns an impressive and all-encompassing résumé that includes a myriad of different capacities spanning virtually every level of an NBA operation. Prior to joining the Warriors in October 2011, he spent nine years with the Phoenix Suns, serving the organization as president and chief executive officer for the last two seasons. Welts' responsibilities in Phoenix included the supervision of all business operations for the Suns, while also overseeing the team's interest in the management of the US Airways Center and the WNBA's Phoenix Mercury. The Mercury won the WNBA Championship in 2007 and 2009.

Prior to joining the Suns, Welts enjoyed a successful 17-year (1982-1999) stint at the NBA league office in New York, where he ascended through the ranks to eventually become the league's third-in-command as the executive vice president, chief marketing officer and president of NBA Properties. In addition to his overall contributions to the revitalization of the league's image and popularity, his notable accomplishments at the NBA include the creation of NBA All-Star Weekend in 1984 – a model that subsequently became a fixture in both MLB and the NHL – along with the creation of the marketing program for USA Basketball for the 1992 Olympic "Dream Team." Along with Val Ackerman, Welts was named "Marketer of the Year" by Brandweek in 1998 for his role in launching the WNBA. During his time at the NBA office, he supervised a wide-range of departments, including corporate sponsorship and media sales, consumer products, international business activities, media relations, community relations, team services, special events and creative services. Welts also played a prominent role in the organization of preseason games in foreign countries and the eventual opening of international NBA offices in Australia, Asia, Europe, Mexico and Canada.



A native of Seattle, Washington, Welts began his NBA career in 1969, at the age of 16, as a ball boy with the Seattle SuperSonics. He spent 10 years with his hometown team serving a number of roles, including as the team's director of public relations during back-to-back appearances in the NBA Finals (1978 and 1979) and the SuperSonics lone NBA Championship in 1979. In 2006, he was the recipient of the annual Splaver/McHugh "Tribute to Excellence Award," which is given annually by the NBA Public Relations Directors' Association to a current or former member of the NBA PR family who has demonstrated an outstanding level of performance and service during their NBA career.

After leaving the SuperSonics, the University of Washington product spent the following three years (1980-1982) at Bob Walsh & Associates, a sports marketing firm in the Seattle area. His non-NBA résumé also includes serving as president of Fox Sports Enterprises (1999-2000).

In May of 2011, in a front page story in the New York Times, Welts became the highest ranking executive in men's professional team sports to publicly acknowledge he is gay. He was presented with a United States Tennis Association 2011 ICON Award at the US Open in New York City, an award that recognizes and celebrates those who have had a positive impact on diversity and inclusion in the sports industry and society. In October 2011, he was honored with GLSEN's (Gay, Lesbian and Straight Education Network) Respect Award, which honors those who have made a difference in the areas of diversity and inclusion. In September, he was honored by GLAAD, the nation's LGBT media advocacy organization, with the Davidson/Valentini Award, which is presented to an LGBT media professional who has made a significant difference in promoting equality for the LGBT community.





PAT SUND
Associate General Manager

Patrick Sund is entering his second season as associate general manager with the Santa Cruz Warriors, and his seventh season with the Golden State Warriors organization. In his first year as associate general manager alongside Jonnie West in 2014-15, Sund helped construct a roster that won a franchise-record 35 games on the way to capturing Santa Cruz's first-ever NBA D-League Championship. During his first five years with the club, Sund has assisted with various aspects of the day-to-day basketball operations efforts, while also assisting with the team's annual NBA Draft preparations. For the past two seasons, Sund served as the team's Manager

of Scouting and was responsible for developing and maintaining the team's internal college scouting database and statistical analysis. Additionally, he served as a collegiate scout and also worked on special projects for basketball operations.

Sund originally joined the organization as a basketball operations assistant prior to the 2009-10 campaign and spent the next three seasons as a basketball operations coordinator focusing on analytics, college scouting, and working to help implement the SportVu system. A graduate of Indiana University with a degree in Sports Marketing and Management, Sund worked with the IU basketball team under Tom Crean during the 2008-09 season before joining the Warriors. He currently resides in San Francisco with his wife, Betsy and their dog, Archie.





JONNIE WEST
Associate General Manager

Jonnie West is in his fourth season with the Santa Cruz Warriors and second as associate general manager. In each of the last three seasons, West has helped assemble teams that have earned three consecutive NBA Development League Finals appearances – an NBA D-League record for a single franchise. In his first year as associate general manager alongside Patrick Sund in 2014-15, West helped construct a roster that won a franchise-record 35 games on the way to capturing Santa Cruz's first-ever NBA D-League Championship. Before receiving a promotion to associate general manager, West served as the team's director of player personnel in 2013-14 and director of basketball operations

during the Warriors' inaugural season in Santa Cruz in 2012-13.

West played four years of collegiate basketball under Bob Huggins at West Virginia University, appearing in four NCAA tournaments, two Sweet 16s and one Final Four. After graduating with a bachelor's degree in sport management and a master's in business administration, West assisted the Wasserman Media Group with NBA free agency and draft preparation.





CASEY HILL
Head Coach

Casey Hill is in his third season as head coach of the Santa Cruz Warriors after leading the franchise to its first-ever NBA D-League title in 2014-15. Under Hill's guidance, Santa Cruz won a franchise-record 35 regular-season games, including a franchise-best 11-straight victories, en route to earning the team's third consecutive NBA D-League Finals berth. In Hill's first year at the helm in 2013-14, he led the Warriors to a 29-21 regular-season record and an appearance in the Finals.

Over the past two seasons, the Boerne, Texas, native has coached eight Golden State Warriors during their assignments to Santa Cruz while developing five Warriors who earned a total of 14 GATORADE Call-Ups to the NBA. Hill and his staff played an integral part in the Santa Cruz Warriors earning the 2013-14 NBA D-League "Development Champion" award, an annual honor that recognizes the team that best embodies the league's goals of developing NBA basketball talent via Call-Ups and assignments.

Before his promotion to head coach, Hill spent the previous two seasons as an assistant coach of the franchise, helping lead the Warriors to the NBA D-League Finals during the 2012-13 season. In his first season as an assistant in 2011-12, he helped the Dakota Wizards finish at the top of the Eastern Conference with a 29-21 regular season record.

Prior to joining the Santa Cruz staff, Hill worked under his father, longtime NBA coach Bob Hill, with the Tokyo Apache, a professional team in Japan. Hill is a graduate of Trinity University, where he was a member of the Tigers' basketball team. He resides in Capitola with his wife Lizz, an artist who has shown her work at numerous venues in the Santa Cruz area.






JAMES ANDRISEVIC **Associate Head Coach**

James Andrisevic is in his third season with the Santa Cruz Warriors, having joined the team prior to the 2013-14 campaign as an assistant coach before earning a promotion to associate head coach for the 2015-16 season. As a member of Head Coach Casey Hill's staff during the 2014-15 season, Andrisevic helped lead the team to a franchise-record 35 victories en route to the team's third-straight NBA D-League Finals berth and first title in franchise history. Over the past two seasons, Andrisevic has assisted in developing five Warriors who earned a total of 14 GATORADE Call-Ups to the NBA.

In addition to his duties with the Warriors, Andrisevic was a member of the coaching staff for the adidas Nations tour this past offseason in China with some of the top Chinese high school-aged players. The Lee's Summit, Missouri, native served as the head coach of NetScouts Basketball's U.S.A. Men's All-Star Team during the summer of 2014, which traveled to China to participate in games against the Chinese National Team and other international squads.

Andrisevic came to Santa Cruz after serving as head coach of BC Prievidza in Slovakia. Previously, he was the head coach of Asker BC in Norway's top basketball league, leading the youngest team in the history of the league to a championship berth with a 15-6 record.

While studying to complete his M.B.A., Andrisevic worked as the men's basketball coordinator at Drake University in Des Moines, Iowa. He played professionally in Germany, Denmark and England after a three-year collegiate career at Arizona State University, where he was teammates with former Golden State Warrior Ike Diogu.



ROGER SANCHO **Head Athletic Trainer**

Roger Sancho is entering his second year as Head Athletic Trainer for the reigning NBA D-League Champion Santa Cruz Warriors. Sancho comes to Santa Cruz after serving as an Athletic Trainer at Southern Methodist University, where he assisted the football and spirit squad teams. He holds a Bachelor's Degree in Athletic Training from the University of Texas at Arlington and a Master's Degree in Sports Management from Baylor University.

During his time at Baylor, Roger worked primarily with the nationally-recognized Track and Field Program as a Graduate Assistant Athletic Trainer while also gaining experience with the Men's Basketball Program. In the

summer, Roger has spent time as an Athletic Trainer for the United States Virgin Island Basketball Federation. A native of Sulphur Springs, Texas, Roger is a member of the National Athletic Trainers' Association. He is also certified by the National Academy of Sports Medicine as a Performance Enhancement Specialist and Corrective Exercise Specialist.





KYLE BARBOUR **Athletic Performance Coach**

Kyle Barbour is in his third season as the Athletic Performance Coach for the Santa Cruz Warriors. Before joining the Santa Cruz Warriors, he spent the previous two seasons as the assistant athletic performance coach for the Golden State Warriors. A certified strength and conditioning specialist (C.S.C.S.) and registered strength and conditioning coach by the National Strength and Conditioning Association, Barbour owns a Bachelor's degree in Kinesiology from San Diego State University and a Master's degree in Kinesiology from California State University East Bay.

Previously, Barbour worked in professional baseball as a strength and conditioning coach in the Arizona Diamondbacks organization and with the MLB International Envoy program, overseeing the development of strength and conditioning programs in Italy, the Netherlands, and Sweden. He also spent time at the collegiate level working as a strength and conditioning intern/coach at the University of Notre Dame.



RYAN ATKINSON **Director of Basketball Operations**

Ryan Atkinson is in his third season as Director of Basketball Operations with the reigning NBA D-League Champion Santa Cruz Warriors. Atkinson brings five years of NBA D-League experience to Santa Cruz, including stints as the director of basketball operations with the 2013 NBA D-League Champions, the Rio Grande Valley Vipers and basketball operations/assistant video coordinator for the Reno Bighorns.

Atkinson received a Master's degree in sport management from the University of San Francisco after graduating from Missouri Western State University. Ryan spent one year working at Prestige Sports International, a sports agency, and he has experience working with the Oakland Athletics and

the Golden State Warriors.





PERRY HUANG
Coaching Coordinator

Perry Huang is entering his first season as a basketball operations associate with the Santa Cruz Warriors. He comes to Santa Cruz after spending three seasons coaching at Monterey Peninsula College. He spent one season as assistant coach at Cal State San Marcos in their inaugural season. He was previously the Junior Varsity Head Coach at Gonzales High School and coached the freshman team at Carmel High School. Huang also has experience in organizing summer basketball camps as well as working Stanford, UCLA, Basketball Jones Hoop Camps, Kobe Academy and The Golden State Warriors camps.

Perry is a local product, graduating from Monterey High School leading them to their first conference title in 10 years. He then played four years at Fresno Pacific University which culminated in their first conference championship and national tournament appearance in 10 years as well. He graduated from Fresno Pacific University with a bachelor's in Business Administration; Accounting and also earned his Master's in Sports Administration at Fresno Pacific University. Huang resides in Prunedale, CA.



JACOB RUBIN
Basketball Operations Coordinator

Jacob Rubin is entering his first season as Basketball Operations Coordinator with the Santa Cruz Warriors. He comes to the Warriors after graduating from the University of Arizona where he studied Business Management. While at Arizona, Jacob was a manager for the men's basketball team from 2010-11. As a manager Jacob worked extensively with the coaching staff, and helped in the day to day player development of the team. Jacob has spent the past five summers working with Wasserman Media Group based out of Los Angeles, CA. With Wasserman, his primary focus was the pre-draft class, as he coordinated workout schedules and all

other daily activities for the clients. Jacob was also a part of the player development program at Wasserman and has worked alongside NBA trainers, Rob McClanaghan, Phil Weber, Brian Scalabrine and Fred Coefield. This past summer, Jacob was accepted into the inaugural Front Office Combine at NBA Summer League, where he took part in the scouting and analytics program.





JOEY BROOKS

Player Development/Basketball Operations Coordinator

Joey Brooks is a first year basketball operations associate where he will assist the coaching staff in all player development and advanced scouting endeavors for the Santa Cruz Warriors. Brooks brings over 10 years of skill development, scouting and playing experience and have worked with current and former NBA and college coaches such as: John Lucas, Bob Hill, Fran Fraschilla and Kevin Eastman. He owns four years of playing experience at the University of Notre Dame for Head Coach Mike Brey. In addition to his on court experience, Brooks has spent time as an analyst with Krossover Intelligence, studying the impact of advanced

analytics on the game of basketball.

A native of Houston, Texas, Joey graduated with a Master's degree in business administration and a bachelor's degree in marketing from the University of Notre Dame. Joey is an Eagle Scout recipient who has developed a lifelong passion for positively impacting the lives of others through the game of basketball.





CHRIS MURPHY
President, Santa Cruz Warriors

Chris is in his first season as president of the Santa Cruz Warriors. In this role, Murphy oversees all operational aspects of the Warriors D-League franchise from a business standpoint. He comes to Santa Cruz after spending ten years with the Golden State Warriors, where he most recently served as senior director of the Warriors' group sales department for the last five years. He began his career with the Warriors in June 2005 as an account executive.

During his last five seasons with Golden State, Murphy played an integral role in the development and continuation of the Warriors' franchise attendance records, including 139 consecutive sellouts, en route to winning an NBA Championship last season.

A graduate of Le Moyne College in Syracuse, New York, Murphy currently resides in Santa Cruz with his wife, KJ, son Connor, and dog Boots. In his free time, he enjoys spending time with family, golfing, and being outdoors.





ERIKA BEUTLER
Senior Director of Marketing

Erika Beutler is in her fourth season with the Santa Cruz Warriors and second as the Senior Director of Marketing. Beutler was one of the first on the Santa Cruz staff in support of moving the team from North Dakota in 2012 and couldn't be more excited about winning an NBA D-League Championship last season! Before coming to Santa Cruz, Erika served as the Marketing Assistant for the Golden State Warriors for two seasons, where she assisted in day-to-day operations of the team's marketing department and oversaw the marketing internship program. Beutler was first introduced to the Warriors as a youngster when she attended Warriors Youth Basketball Camps, where she later interned for two summers. Prior to moving into the Marketing department full-time, Beutler also served as the receptionist for the Golden State Warriors.

Erika received her undergraduate degree from Gonzaga University in Spokane, Washington, in Sport Management, where she also played two seasons of volleyball. She also received her Master's degree from the University of San Francisco in Sport Management and currently resides in Santa Cruz.



MIKE PARR
Director of Ticket Sales and Service

This is Mike Parr's first season with the Santa Cruz Warriors but he isn't new to the Warriors family. For the past five years, Parr was an integral part of the Ticket Sales Department for the Golden State Warriors, focusing on season ticket sales and client relations. He was a key contributor to Golden States current sellout streak.

A native of Pleasanton, CA, Mike graduated from the Chico State College of Business in 2009 and currently lives in Santa Cruz.



DANNY KEITH
Director of Corporate Sponsorships

Danny Keith is in his third season as the Director of Corporate Sponsorships with the Santa Cruz Warriors. He leads the team's efforts to further integrate local and regional businesses into the Warriors' community initiatives and in-game operations.

Keith joins the Santa Cruz Warriors after spending four years as the Chief Development and Technology Officer of Second Harvest Food Bank Santa Cruz County. He founded the nonprofit Grind Out Hunger in 2003, which empowers the youth to raise awareness and funds for the nearly 20,000 children who go hungry in the Santa Cruz area. Under Keith's leadership, Grind Out Hunger has provided almost two million meals to the community in the last ten years. A

Central Coast native, Keith is proud to be working with the home team. An avid surfer he lives in Pleasure Point with his wife and 2 sons.





GINA ANTONIELLO

Director of Public Relations and Community Relations

Gina Antonello is in her second season with the Santa Cruz Warriors as Director of Public and Community Relations. After Santa Cruz's Championship win in April, she had the opportunity to join Golden State PR to work playoff games during the big club's World Championship campaign. Prior to joining the Warriors, Gina was the Director of Marketing and PR for Back9Network and part of the executive team that took the digital brand to its launch on DirecTV. Her start in professional sports was with her hometown team, the New Jersey Nets, as a broadcaster.

This year, Gina was named the founding PR/Social Media Division Head for Vegas Summer League's inaugural educational program, "Front Office Combine." She created and taught a basketball-PR curriculum aimed to give aspiring basketball professionals the opportunity to learn through immersive training at Summer League. Gina received her undergraduate degree from Wake Forest University in Communications and attended Columbia University for her MS of Sports Management. For the past four years, she has instructed the "Sports Business High School Summer Program" at Columbia, and has worked with over 150 students from 25 different countries.



ROB YURICH

Group Sales Account Executive

Rob Yurich is in his fourth season with the Santa Cruz Warriors. He joined the sales team during the Warriors' inaugural campaign and was recently promoted to oversee the group ticket sales strategy. Yurich graduated from San Jose State University with a Bachelor's degree in Communications studies.

A Santa Cruz native, Yurich played baseball and basketball for Santa Cruz High. He resides in Santa Cruz with his lovely girlfriend, Shauna and their kitten, Tito.



JOHN BICKLE

Marketing Coordinator/Graphic Designer

John Bickle is in his fourth season with the Warriors. He served as the team's marketing assistant and graphic designer for his first two years and was promoted to Marketing Coordinator this past season.

Bickle displays his design prowess across a variety of mediums – ranging from custom jersey design to in-arena graphics – and serves as the team's lead creative - sparking innovative marketing campaigns for the leagues model organization. A Bay Area native and lifelong Warriors fan (fun fact : he had the "Chris Mullin" haircut in grammar school), John graduated Cum Laude from Loyola, where he was named the 2012 Advertising Student of the Year.





VENUS FUNG
Marketing Specialist/Graphic Designer

Venus Fung is in her second season with the Santa Cruz Warriors. She worked part-time as the marketing associate during the 2014-15 season, designing visual marketing collateral and assisting sponsorship fulfillment.

A Southern California native, Venus started designing in high school where she served as Co-Editor-In-Chief of her school's yearbook staff. She received a degree in Marine Science and Biology from Boston University before reconnecting with her passion for art and graphic design. Prior to joining the Santa Cruz Warriors, she designed various event collateral for Save Our Shores, a local non-profit. Venus currently resides in Santa Cruz.



LEONIE MENDOZA
Executive Assistant to the President/Office Manager

Leonie Mendoza is in her fourth season with the Santa Cruz Warriors. Leonie previously worked at Devcon Construction for four years and spent time at the corporate office of Fry's Electronics. She received her certification in Sports Business Management from Sports Management Worldwide while working for the San Jose Giants minor league baseball organization.

An avid Warriors, 49ers, Giants, Earthquakes and Sharks fan, Mendoza resides in the Bay Area with her husband, Mike.



CORI GERLACH
Senior Accountant

Cori Gerlach joined the front office staff of the Santa Cruz Warriors as Senior Accountant in March 2014. She is a longtime resident of Santa Cruz and was pleased to join a team with such a positive impact on the local community. Gerlach, a California native, arrived in Santa Cruz in 1985 to attend UC Santa Cruz where she received her degree in Biochemistry and Molecular Biology. After graduation, she worked as a Criminalist with the San Francisco Police Department and enjoyed the challenge and opportunity to collaborate and defend lab results with in court testimony. After a fortunate year spent traveling around the world by bicycle and an attempt to start a microbrewery, Cori discovered a natural talent for accounting and financial reporting. She has spent the past 18

years working in accounting positions for a variety of businesses and looks forward to completing her second full season with the Santa Cruz Warriors this year. Cori lives near the beach in Santa Cruz with her husband Matthew and their two daughters.






DEVIN DISMANG
Manager of Operations

Devin Dismang is in his second season with the Santa Cruz Warriors. Prior to joining the Warriors organization, Devin served as the Game Presentation Coordinator of the Chicago Fire Soccer Club for two seasons, the Marketing & Events Coordinator for the Oklahoma City Thunder & Tulsa 66ers (now the Oklahoma City Blue) for one season and the Event Marketing Assistant for the Atlanta Falcons for one season - all roles where he managed and operated game day. Born and raised in Chicago, IL - Devin first began working in

sports at the age of 16 with the Chicago Bears on a part-time basis and has been a part of the business ever since.

Devin graduated in 2012 from Eastern Illinois University with a degree in Sports Management and Business Administration. As a part of the EIU Football Team, Devin was a part of two OVC Conference Championships. He currently lives in the Santa Cruz area.



FRANK BECCARIA
Facilities Supervisor

Frank Beccaria is in his third season with the Santa Cruz Warriors, and first season as Facilities Supervisor. Prior to assuming this full-time position, Frank served the organization in a number of capacities: supporting box office operations, ticketing, and event and facilities management.

Beccaria is a fourth generation Santa Cruz County resident and worked closely with his father and grandfather at their family-owned real estate firm, Wellington Development & Investment, Inc. for over 10 years. He currently resides in Capitola with his hound dog Baron and his cat Buddy.





CHRIS CHRISTENSEN, PT, DPT, CSCS

Team Physical Therapist/Strength & Conditioning Consultant

Dr. Chris Christensen has provided rehabilitation and sports performance services in Santa Cruz for more than 13 years. He is a doctor of physical therapy and certified strength and conditioning specialist. He is the Co-Owner of Precision Wellness Center, the official rehabilitation and fitness facility of the Santa Cruz Warriors. Dr. Christensen is a former collegiate basketball player and strength and conditioning coach at University of California, San Diego. He formerly helped extend community-benefit sports medicine programs in the Santa Cruz area with a team of physicians that included sports performance programs for ACL patients and throwers. He has presented at seminars for the National Strength and Conditioning Association (NSCA), local high schools and fitness clubs, and colleges.



Jacob Benford, MD

Team Physician

Dr. Jacob Benford is board certified in Emergency Medicine and Fellowship Trained in Sports Medicine. He has his own sports medicine practice at Precision Wellness in Santa Cruz and specializes in the management of concussions, among other sports-related injuries. He is also the team physician at Cabrillo College in Aptos. After graduating from San Jose State in 1998 with a B.S. in Human Performance-Athletic Training, Benford completed pre-medical studies and worked as an athletic trainer in a physical therapy clinic and Yerba Buena High School. Dr. Benford graduated from medical school at the University of California, Los Angeles David Geffen School of Medicine in 1995, completing his residency in Emergency Medicine at Highland General Hospital in Oakland. He furthered his interest in sports medicine while working with the San Francisco 49ers as an assistant training camp athletic trainer. Dr. Benford is the developer of a fibrin binding protein that assists with the diagnosis of blood clots, as well as the HHITT program that helps diagnose and guide return to play after a concussion.




Thomas Welle, DO

Team Physician

Dr. Thomas Welle has practiced in Santa Cruz for more than 15 years, and he is both board certified and fellowship trained in Orthopedic Surgery. He graduated from the College of Osteopathic Medicine of the Pacific in 1992. Dr. Welle's Orthopedic Sports Medicine Fellowship was at the acclaimed American Sports Medicine Institute in Birmingham, Alabama. He is the current team physician for Cabrillo College Athletics and six local high schools. His physician coverage includes working as the assistant team physician for the University of California Santa Cruz, tournament physician for the Seascape Challenger, and he was the tournament physician for the AT&T Pebble Beach Pro-Am from 1999-2001. Dr. Welle is a former collegiate basketball player.



KEVIN DANNA



Kevin Danna is in his fourth season as Play-By-Play Broadcaster for all Santa Cruz Warriors games. Danna has called games for the Big Ten Network Student U, Horizon League Network, Stanford Athletics, Pac-12 women's basketball, and Bellarmine College Preparatory athletics in San Jose. A San Jose native, Danna completed his undergraduate studies at Stanford University while working for the Cardinal basketball team for four years.

DREW SHILLER



Drew Shiller is in his fourth season on the Santa Cruz Warriors broadcast team. Shiller is entering his third season as the Stanford men's basketball radio analyst on KNBR 680AM/1050AM. The Stanford graduate played three years of Stanford basketball, and was the co-captain of the 2009-10 team alongside current Toronto Raptors guard Landry Fields. Shiller also made the First Team All-Pac 10 academic squad that season.

Television

Local: KOTR My11 in the Santa Cruz area and KAXT-1 in the San Francisco Bay Area will carry the broadcast of Santa Cruz Warriors home games.

YouTube

Fans can watch all NBA D-League games via YouTube at <http://www.santacruzbasketball.com> or through the NBA D-League's YouTube channel at <http://www.youtube.com/nbadleague>





THE LOGO

The Santa Cruz Warriors trident logo is instantly recognizable around town as the signature image of the home team. It is the brainchild of Santa Cruz Warriors General Manager Kirk Lacob, who wanted a visual depiction that evoked the strong connection Santa Cruz residents feel with the water and the environment. The trident is an ode to Poseidon, the god of the sea in Greek mythology, and it is a symbol of power – a proper representation for warriors who take to the basketball court steps away from the Monterey Bay. In Warriors Royal Blue and California Golden Yellow, the trident serves as a visual link to the D-League affiliate's NBA parent team, the Golden State Warriors, both in color scheme and its "W" shape.

SECONDARY LOGOS

Below are three additional Santa Cruz Warriors trademark emblems – the trio of secondary logos:



THE UNIFORMS





ALL TIME PLAYER CALL-UPS

2014-15 Season

Elliot Williams

Santa Cruz Highlights



James Michael McAdoo

Santa Cruz Highlights





ALL TIME PLAYER CALL-UPS

2013-14 Season

Hilton Armstrong
Santa Cruz Highlights



Seth Curry
Santa Cruz Highlights



Dewayne Dedmon
Santa Cruz Highlights



2012-13 Season

Chris Johnson
Santa Cruz Highlights



Travis Leslie
Santa Cruz Highlights



Scott Machado
Santa Cruz Highlights






ALL TIME STAFF CALL-UPS

2013-14 Season

Sammy Gelfand



Vitaly Potapenko



Matt de Nesnera





SANTA CRUZ WARRIORS 2015-16 Roster (as of 01/13/2016)

#	PLAYER	POSITION	HEIGHT	WEIGHT	SCHOOL	ACQUIRED
7	Elliot Williams	Guard	6'5"	180	Memphis	Returning Player
8	Xavier Henry	Guard	6'6"	220	Kansas	Affiliate Rule
9	Terrence Drisdorn	Guard	6'5"	175	Cal Poly Pomona	Draft Pick
12	Daniel Nwaelele	Guard	6'5"	205	Air Force	Returning Player
13	Darlington Hobson	Guard	6'7"	207	U. of New Mexico	Returning Player
14	Aaron Craft	Guard	6'2"	192	Ohio State	Returning Player
17	Verdell Jones III	Guard	6'5"	195	Indiana University	Draft Pick
18	Ronnie Brewer	Forward	6'7"	235	Arkansas	Draft Pick
19	Daniel Orton	Center	6'10"	256	Kentucky	Draft Pick
23	Maurice Baker	Guard	6'1"	195	Oklahoma State	Returning Player
24	Chris Udofia	Forward	6'6"	200	U. of Denver	Affiliate Rule
34	Anthony Vereen	Forward	6'6"	245	Texas-Arlington	Returning Player
55	Mac Koshwal	Center	6'10"	240	DePaul	Team Trade

HEAD COACH: Casey Hill

ASSOCIATE HEAD COACH: James Andrisevic

HEAD ATHLETIC TRAINER: Roger Sancho



SANTA CRUZ WARRIORS Numerical Roster

7 Elliot Williams

8 Xavier Henry

9 Terrence Drisdorn

12 Daniel Nwaelele

13 Darlington Hobson

14 Aaron Craft

17 Verdell Jones III

18 Ronnie Brewer

19 Daniel Orton

23 Maurice Baker


24 Chris Udofia

34 Anthony Vereen

55 Mac Koshwal



#7 Elliot Williams



GUARD • 6'5" • 190 LBS

COLLEGE: Duke (1 year), Memphis (1 year)

HOMETOWN: Memphis, TN

BIRTHDATE: June 20, 1989

ACQUIRED: Returning player

The 2015 NBA D-League Finals MVP Elliot Williams returns to Santa Cruz after attending training camp with the Charlotte Hornets. The No. 2 overall pick of the 2014 NBA D-League Draft and former 2010 first-round NBA draft pick averaged 21.3 points, 7.4 assists, and 4.8 rebounds last season in Santa Cruz. During the 2014-15 season, he earned GATORADE call-ups with the Utah Jazz, the Charlotte Hornets, and the New Orleans Pelicans.

Quick Stats:

- 2015 NBA D-League Finals MVP
- Received 2015 All-NBA D-League Second Team honors
- 2015 NBA D-League All-Star
- 2010 1st round draft pick, Portland Trail Blazers



#8 Xavier Henry



GUARD • 6'6" • 220 LBS

COLLEGE: Kansas

HOMETOWN: Ghent, Belgium

BIRTHDATE: March 15, 1991

ACQUIRED: Affiliate rule

Coming off a season ending Achilles injury, Xavier Henry is set to rebound this year with the Sea Dubs. The Warriors will look to the athletic Henry to provide solid stature at the guard and forward positions. His versatility and playmaking ability will allow for open looks for his teammates.

Quick Stats:

- Averaged 10 points, 2.7 rebounds and 1.2 assists in 2013 with the Los Angeles Lakers
- 4 seasons of NBA experience
- Drafted 12th overall by the Memphis Grizzlies in 2010 NBA Draft
- Named to Big 12 All-Freshman team in 2009-2010 at Kansas, averaging 13.4 points, 4.4 rebounds, and 1.5 assists for the Jayhawks



#9 Terrence Drisdom



GUARD • 6'5" • 175 LBS

COLLEGE: Cal Poly Pomona

HOMETOWN: Corona, CA

BIRTHDATE: July 30, 1992

ACQUIRED: Draft pick

Drisdom was drafted by Santa Cruz in the sixth round of the 2015 NBA Development League Draft and was waived by the team on Nov. 11 to finalize the opening night roster. He returns to Santa Cruz from the available player pool. His senior year at Cal Poly Pomona, Drisdom averaged 16.5 points and 6.1 rebounds per game. Drisdom played with the Orlando Magic this past year in Summer League.



#12 Daniel Nwaelele



GUARD • 6'5" • 205 LBS

COLLEGE: Air Force

HOMETOWN: Bothell, WA

BIRTHDATE: March 5, 1984

ACQUIRED: Returning player

After completing active duty in 2012, Nwaelele played for the Santa Cruz Warriors where he averaged 12.4 points (45.4 FG%), 4.3 rebounds, 2 assists and 0.9 steals a game in 2013-14's regular season. Playing 31.1 minutes per game, Nwaelele held solid percentages beyond the arch (.416) and scoring 50.3 FG% of two point shooting attempts. He returned to the Warriors in 2015, but injury sidelined him for the 2014-15 season. Once completely healthy and back in the rotation for the Sea Dubs, the Warriors will look to Nwaelele to be the scorer they need on the perimeter.

Quick Stats:

- Averaged 9.8 points, 2.4 rebounds, and 1.6 assists during tenure with the Air Force Falcons
- Upon graduating college, Nwaelele spent five years in the Air Force, including two overseas deployments to Afghanistan and Saudi Arabia during his years of service.
- Average 11.7 points on 42.1 percent shooting and 5.2 rebounds in over 15 games for the Warriors during the 2013-2014 season
- Attended 2015 training camp with the Memphis Grizzlies



#13 Darington Hobson



GUARD • 6'7" • 207 LBS

COLLEGE: University of New Mexico

HOMETOWN: Las Vegas, NV

BIRTHDATE: September 29, 1987

ACQUIRED: Returning Player

Hobson is an NBA alum who re-joined Santa Cruz midseason last year following a trade to his previous stomping grounds is back after finishing the season a Champion. He is a proven versatile player, a bonafide scoring threat, can play and defend positions 1-4, and spaces the floor efficiently. The skilled guard will give Santa Cruz a boost on both ends of the floor.

Quick Stats:

- 2015 NBA D-League Champion
- Posted 22 points, 11 rebounds, and 7 assists in the Warriors 2015 title clinching win
- Mountain West Conference Men's Basketball Player of the Year (2010)
- 2011 2nd round draft pick, Milwaukee Bucks



#14 Aaron Craft



GUARD • 6'2" • 192 LBS

COLLEGE: Ohio State

HOMETOWN: Findlay, OH

BIRTHDATE: February 12, 1991

ACQUIRED: Returning player

The reigning NBA D-League Defensive Player of The Year, Aaron Craft returns to Santa Cruz after a brief stint overseas playing in Hungary. Craft was an important piece to the Warriors' championship run last season where he averaged a league best 2.5 steals per game. Craft has the distinction of being the first player to appear and start in all 50 regular season games in a single season.

Quick Stats:

- 2015 NBA D-League Defensive Player of the Year
- 2015 All NBA D-League All-Defensive 1st Team
- Averaged 3.0 points and 2.5 rebounds in 4 preseason games with Golden State
- Professional rookie who averaged 8.9 points, 3.3 rebounds, 4.7 assists and 2.3 steals per game over his 4-year, 148-game Ohio State career
- Named the NABC Defensive Player of the Year as a senior at Ohio State



#17 Verdell Jones III



GUARD • 6'5" • 195 LBS

COLLEGE: Indiana University

HOMETOWN: Champaign, IL

BIRTHDATE: June 25, 1989

ACQUIRED: 3rd round draft pick

Verdell Jones III helped the Fukushima Firebonds of Japan reach the bj-league playoffs as an expansion team last season. He has the ability to play multiple positions, has good size for a guard, and is a skilled passer with the ability to get his teammates open looks.

Quick Stats:

- Shot 90% from the field in lone preseason game for the Warriors (shot 100% from 3-point range)
- He was second in Japan's bj-league in assists (5.9), was the league's sixth-leading scorer (19.5) and was 10th in steals (1.6) during the 2014-15 season
- Averaged 13.5 points and 5.2 assists for Oita Heat Devils (Japan, 2012-2013)
- Four-year player at Indiana University, part of the 1000-point club



#18 Ronnie Brewer



FORWARD • 6'7" • 235 LBS

COLLEGE: Arkansas

HOMETOWN: Portland, OR

BIRTHDATE: March 20, 1985

ACQUIRED: 2nd round draft pick

Brewer spent eight seasons in the NBA, becoming well known for his unique shooting technique, defensive instincts, and being a positive presence in locker rooms. After starting 43 games (out of 66 appearances) for the Bulls during the 2011-12 season, Brewer went on to spend time with the Knicks, Thunder, and Rockets over the next two campaigns. He will be versatile for the Warriors with his ability to defend different positions, rebound, push the ball, and get open shots.

Quick Stats:

- 1st round draft pick by Utah Jazz (2006)
- 2nd round pick of the Santa Cruz Warriors in the 2015 NBA D-League Draft
- Averaged 18.4 points, 4.8 rebounds, and 3.3 assists at Arkansas
- Recorded career high 26 points, along with 7 rebounds and 4 steals vs. Sacramento Kings (2009)



#19 Daniel Orton



CENTER • 6'10" • 256 LBS

COLLEGE: University of Kentucky

HOMETOWN: Oklahoma City, OK

BIRTHDATE: August 6, 1990

ACQUIRED: Exchanged for 37th overall draft pick

Daniel Orton, a 6'10" 265-lb center from the University of Kentucky was drafted by the Orlando Magic with the 29th overall pick in the 2010 NBA Draft. After two seasons with the Magic, Orton went on to play for both Philadelphia 76ers and the Oklahoma City Thunder during the 2013-14 season. After a brief international stint in China and the Philippines respectively, he returned to the United States where he joined the D-League's Grand Rapids Drive. The Warriors will look to Orton for a solid inside presence from the proven center.

Quick Stats:

- 1st round pick of the Orlando Magic (2010)
- Averaged 3.4 points, 3.3 rebounds, and 1.4 blocks at Kentucky
- Scored a career high 11 points while also recording 5 steals, 4 rebounds, and 3 blocks vs. Cleveland Cavaliers (2012)
- Recorded first double-double with 10 points and 10 rebounds vs. Pacers (2013)



#23 Maurice Baker



GUARD • 6'1" • 195 LBS

COLLEGE: Oklahoma State

HOMETOWN: Madison, IL

BIRTHDATE: July 28, 1979

ACQUIRED: Returning player

Maurice Baker is the most seasoned player coming into this year's training camp with NBA game experience and 9 years in the D-League, making him one of the veteran leaders. Baker has also made it to the D-League playoffs 6 different times, which will continue to be essential as the Warriors attempt another Finals run.

Quick Stats:

- 2015 NBA D-League Champion
- All-time NBA D-League leader in games (338), second overall in minutes played (10085) and second overall in steals (443).
- Ranked third in assists (1,434) and fourth in all-time field goals made (1,263) in the NBA D-League
- Appeared in four games with the Portland Trail Blazers and one game with the Los Angeles Clippers during the 2004-05 season



#24 Chris Udofia



FORWARD • 6'6" • 200 LBS

COLLEGE: University of Denver

HOMETOWN: Irving, TX

BIRTHDATE: July 18, 1992

ACQUIRED: Affiliate rule

Udofia appeared in 28 games with Elitzur Yavne in Israel last season, compiling averages of 10.8 points, 8.8 rebounds and 1.68 blocks in 27.8 minutes. The 6'6" athletic forward played four seasons at the University of Denver, averaging 12.1 points, 4.9 rebounds, 2.8 assists, 2.06 blocks, 1.14 steals and 29.5 minutes in 124 games (98 starts). His high basketball IQ, shot-blocking ability, and his knack for protecting the rim will be an asset to this Warriors team.

Quick Stats:

- Averaged 12.1 points, 4.9 rebounds, and 2.8 assists, during tenure at the University of Denver
- Sun Belt Defensive Player of the Year (2012), WAC Defensive Player of the Year (2013), Summit Defensive Player of the Year (2014)
- Spent the 2014-2015 season with Elitzur Yavne of the Israeli Liga Leumit
- First Team All-Summit (2014)
- First Team All-Sun Belt (2012)



#34 Anthony Vereen



FORWARD • 6'6" • 245 LBS

COLLEGE: Texas-Arlington

HOMETOWN: Houston, TX

BIRTHDATE: January 21, 1986

ACQUIRED: Returning player

Vereen is known for fighting for rebounds and posing as an intimidating presence to affect opposing players, but he is also recognized for his team leadership skills. His consistent efforts to rely awareness on to his teammates have proven just as valuable as his ability to knock down 15-footers and convert at a high rate in the paint. The Warriors will look to him as a veteran leader both on and off the court.

Quick Stats:

- 2015 NBA D-League Champion
- Acquired from Texas Legends through a 5-team trade in 2014
- Posted a career high 25 points in 2011 during tenure with the Legends
- Career average of 12.1 PPG, 4.8 RPG, 1.5 APG at Texas-Arlington



#55 Mac Koshwal



CENTER • 6'10" • 240 LBS

COLLEGE: DePaul

HOMETOWN: Chicago, IL

BIRTHDATE: October 19, 1987

ACQUIRED: Trade with Bakersfield Jam

Koshwal (6'10, 255) appeared in 15 games for Bakersfield this season, averaging 4.6 points and 7 rebounds in 22.4 minutes per contest. In 51 games with Bakersfield last season, he averaged 10.8 points, 10.0 rebounds, 1.8 assists, and 1.5 steals in 26.4 minutes per contest.

Koshwal was originally drafted by the Jam in the first round of the 2011 NBA D-League Draft (8th overall pick). He was a member of the 2013 Philadelphia 76ers training camp and has played at the NBA Summer League for the New Orleans Pelicans (2012) and the Detroit Pistons (2010).

The Chicago-native played three years at DePaul University, averaging 16.1 points, 10.1 rebounds and 1.8 steals his final year (2009-10).





14 - 15 SEASON

2014 - 2015 REGULAR SEASON



First Game of the 2014-15 season vs. L.A. D-Fenders, November 14, 2014



DEVELOPMENT CHAMPIONS



The 2014-15 season was a banner campaign for the Santa Cruz Warriors, one that saw the Sea Dubs break franchise records in regular-season wins (35), postseason wins (6) and longest winning streak (11) and culminated in the franchise's first NBA Development League championship since moving from North Dakota.

From an individual standpoint, two Warriors earned NBA Call-Ups – Elliot Williams (Utah, Charlotte and New Orleans) and James Michael McAdoo (Golden State), with McAdoo finishing the season on Golden State's roster and winning an NBA championship. The Sea Dubs also received reinforcements from Golden State, with Ognjen Kuzmic and McAdoo spending a good amount of time on assignment with Santa Cruz and played in the championship-clinching Game 2 of the D-League Finals against Fort Wayne. Justin Holiday and Festus Ezeli also played for Santa Cruz.

The season turned on an 11-game win streak from Feb. 18 to Mar. 15 that vaulted the Warriors squarely into the race for the West Division championship and No. 1 seed in the Western Conference. It came down to the final game of the regular season, when the Warriors defeated rival Bakersfield 113-99 on the road to clinch their first division championship.


At the conclusion of the regular season, several Sea Dubs earned D-League recognition. Aaron Craft, the first Warrior to start in all 50 regular season games, was named D-League Defensive Player of the Year and first-team all-defense, while James Michael McAdoo was named to the All-Rookie first team and All-NBA Development League second team. Additionally, Elliot Williams was named to the All-NBA Development League second team, while Dominique Sutton and Ognjen Kuzmic were named to the All-NBA Development League All-Defensive third team.

The Warriors went 6-1 on their postseason run to the championship, defeating the Oklahoma City Blue 2-0 in the first round of the playoffs, knocking off the Austin Spurs 2-1 in the semifinals and sweeping the Fort Wayne Mad Ants 2-0 in the finals. The Warriors overcame a 20-point deficit in Game 1 of the finals to defeat the Mad Ants 119-115 on the same night Golden State erased a 20-point deficit to win Game of its first-round series at New Orleans. Santa Cruz clinched the title back in Surf City with a 109-96 triumph in front of an enthusiastic sold-out crowd of 2,600. Elliot Williams was named NBA Development League Finals MVP for averaging 27.0 points, 6.5 assists and 4.0 rebounds in the two-game series.



14 - 15 SEASON

TOP 10 PLAYS





2014-15 NBA D-LEAGUE REGULAR SEASON STANDINGS

Atlantic Division	HOME		AWAY		Pct	Gb	Last 5	Streak
	W	L	W	L				
z-Maine Red Claws	35-15	20-6	15-9	0.700	0.0	4-1	WON	2
x-Canton Charge	31-19	14-10	17-9	0.620	4.0	4-1	WON	1
Erie BayHawks	24-26	15-10	9-16	0.480	11.0	4-1	LOST	1
Delaware 87ers	20-30	11-14	9-16	0.400	15.0	1-4	LOST	1
Westchester Knicks	10-40	9-16	1-24	0.200	25.0	0-5	LOST	10

Central Division	HOME		AWAY		Pct	Gb	Last 5	Streak
	W	L	W	L				
y-Sioux Falls Skyforce	29-21	14-10	15-11	0.580	0.0	3-2	LOST	2
x-Fort Wayne Mad Ants	28-22	14-11	14-11	0.560	1.0	4-1	WON	2
Iowa Energy	26-24	13-12	13-12	0.520	3.0	2-3	LOST	1
Grand Rapids Drive	23-27	15-9	8-18	0.460	6.0	2-3	WON	1

Southwestern Division	HOME		AWAY		Pct	Gb	Last 5	Streak
	W	L	W	L				
y-Austin Spurs	32-18	18-8	14-10	0.640	0.0	1-4	WON	1
x-Oklahoma City Blue	28-22	16-9	12-13	0.560	4.0	3-2	WON	3
Rio Grande Valley Vipers	27-23	14-11	13-12	0.540	5.0	3-2	LOST	1
Texas Legends	22-28	8-17	14-11	0.440	10.0	1-4	LOST	2

West Division	HOME		AWAY		Pct	Gb	Last 5	Streak
	W	L	W	L				
z-Santa Cruz Warriors	35-15	19-7	16-8	0.700	0.0	4-1	WON	1
x-Bakersfield Jam	34-16	17-8	17-8	0.680	1.0	1-4	LOST	3
Reno Bighorns	20-30	14-11	6-19	0.400	15.0	4-1	WON	3
Los Angeles D-Fenders	17-33	12-13	5-20	0.340	18.0	3-2	WON	1
Idaho Stampede	9-41	6-19	3-22	0.180	26.0	1-4	WON	1

x - Clinched Playoff Berth; y - Clinched Division

2014-15 REGULAR SEASON TEAM COMPARISONS

TEAM	POINTS PER GAME		FIELD GOAL PERCENTAGE		TURNOVERS PER GAME		REBOUND -- PERCENTAGES --		
	OWN	OPP	OWN	OPP	OWN	OPP	OFF	DEF	TOT
AUS	111.6	109.6	.483	.467	16.5	14.4	.300	.729	.523
BAK	113.1	109.7	.469	.472	16.2	19.1*	.284	.735	.504
CTN	98.8	95.2*	.471	.452	15.6	14.5	.303	.741	.524
DEL	110.1	114.4	.459	.490	16.6	16.6	.248	.715	.477
ERI	103.2	104.7	.463	.462	15.1	14.6	.279	.734	.505
FWN	102.1	99.2	.452	.451	13.8	17.4	.263	.723	.486
GRD	102.6	102.9	.462	.446	15.4	13.9	.270	.754*	.516
IDA	107.3	116.7	.473	.494	16.4	14.6	.270	.717	.488
IWA	105.7	105.9	.467	.454	13.2*	14.1	.269	.712	.492
LAD	116.8	121.0	.478	.480	16.3	15.3	.288	.684	.492
MNE	106.0	101.1	.443	.449	13.6	12.6	.278	.734	.506
OKL	107.6	105.0	.461	.437	16.8	15.7	.320	.728	.528*
RNO	133.1*	133.2	.464	.523	15.6	18.3	.270	.688	.465
RGV	123.4	123.5	.460	.486	17.8	16.3	.322*	.718	.515
SCW	109.1	102.2	.483	.422*	15.8	16.3	.284	.724	.516
SXF	109.4	106.1	.488*	.459	14.9	15.5	.257	.712	.492
TEX	113.4	114.1	.472	.457	16.1	16.3	.277	.692	.488
WES	96.8	105.3	.436	.466	15.1	15.3	.284	.700	.485

* - INDICATES LEAGUE LEADER



2014-15 REGULAR SEASON ASSIGNMENTS

	Assigned	Recalled	Gm	Min	FG	3FG	FT	OR-DR-TR	AST	PF	STL	TO	BS	PTS
Justin Holiday	11/14/14	11/15/14	1	35:37	9-20	5-11	3-5	1-5-6	4	0	1	1	2	26
Ognjen Kuzmic	11/14/14 12/17/14 1/3/15 1/9/15 1/15/15 2/4/15 3/18/15	11/15/14 12/18/14 1/4/15 1/14/15 1/29/15 3/13/15	29	30.7	.493	.000	.772	4.2-7.8-12.0	1.7	3.0	0.5	1.7	2.0	12.8
Festus Ezeli	1/29/15	2/2/15	2	21.1	.474	.000	1.000	3.0-2.0-5.0	0.0	3.5	1.0	2.5	3.0	10.0
James Michael McAdoo*	2/20/15 3/14/15	3/12/15 3/16/15	7	31.9	.565	.000	.672	2.4-4.1-6.6	3.6	2.7	1.6	2.4	1.0	20.4



2014-15 REGULAR SEASON GAME LEADERSHIP

Player	10+	20+	30+	10+ REB	10+ AST	DBL/DBL	PTS	REB	AST	STL	BLK
Ahearn	5	1	-	-	-	-	-	-	-	1	-
Baker	4	1	-	-	-	-	1	-	2	1	-
Craft	20	2	-	3	6	3	3	2	23	26	3
Ezeli	1	-	-	-	-	-	-	-	-	-	2
Gardner	4	1	-	-	1	1	-	-	4	4	1
Griffin	21	1	-	4	-	1	1	1	2	2	9
Hall	1	-	-	-	-	-	-	-	-	-	1
Hobson	16	6	-	7	2	7	3	5	10	2	3
Kuzmic	20	5	1	21	-	15	4	20	-	-	20
Sutton	29	6	1	8	-	8	6	5	2	6	6
Thompson	30	14	1	-	-	-	10	-	1	7	7
Vereen	7	-	-	-	-	-	-	-	-	1	1
Warren	-	-	-	-	-	-	-	-	-	1	2
Williams	29	17	6	2	6	7	11	3	16	5	-



2014-15 REGULAR SEASON FACT SHEET

Quick Overview	Record
Overall Record	35-15
Home	19-7
Road	16-8
vs. Western Conference	30-9
vs. Eastern Conference	5-6

By Month	Record	Home	Road
November	4-3	3-1	1-2
December	6-1	3-1	3-0
January	6-7	3-3	3-4
February	7-2	2-1	5-1
March	11-1	8-0	3-1
April	1-1	0-1	1-0

By Weekday	Record	Home	Road
Sunday	4-2	3-0	1-2
Monday	-	-	-
Tuesday	2-6	1-2	1-4
Wednesday	4-0	2-0	2-0
Thursday	3-0	1-0	2-0
Friday	12-3	6-3	6-0
Saturday	10-4	6-2	4-2

In Games	Record
vs. teams .500+ (on day of game)	16-11
vs. sub-.500 teams (on day of game)	19-4
In overtime	1-0
Decided by 3 points or less	4-2



2014-15 REGULAR SEASON FACT SHEET

Warriors Record When ...	Record
They shoot .500 +	19-3
They shoot .450 - .499	12-3
They shoot .449 or less	4-9
They score 100+	28-7
They score 90-99	6-6
They score 89 or less	1-2
They have = or more rebounds	28-6
They have = or more assists	34-8
They have = or more steals	24-10
They have = or more turnovers	17-8
They have = or higher FG%	33-7
Ahead or tied after 1 st Q	25-3
Ahead or tied at the half	28-4
Ahead or tied after 3 rd Q	31-2
They score 19/less in 1 st Q	2-5
They score 30+ in 1 st Q	15-4
They score 50+ in 1 st H	31-8

Warriors Record When ...	Record
Opp. Shoots .500 +	0-4
Opp. Shoots .450 - .499	7-3
Opp. Shoots .449 or less	28-8
Opp. Scores 100+	15-14
Opp. Scores 90-99	11-1
Opp. Scores 89 or less	9-0
Opp. Has more rebounds	7-9
Opp. Has more assists	1-7
Opp. Has more steals	11-5
Opp. Has more turnovers	18-7
Opp. Has a higher FG%	2-8
Behind after 1 st Q	10-12
Behind at the half	7-11
Behind after 3 rd Q	4-13
Opp. Scores 19/less in 1 st Q	5-2
Opp. Scores 30+ in 1 st Q	6-6
Opp. Scores 50+ in 1 st H	21-12



2014-15 REGULAR SEASON TEAM SUPERLATIVES

	Santa Cruz High	Santa Cruz Low	Opponent High	Opponent Low
Team Points in Game	138 (1/21/15 at LAD)	77 (1/17/15 vs. GRD)	157 (1/31/15 at RNO)	64 (3/8/13 vs. SXF)
1st Quarter Points	41 (2/23/14 at AUS)	10 (1/17/15 vs. GRD)	45 (2x; 1/31/15 at RNO, 12/14/13 at LAD)	12 (1/3/15 vs. CTN)
2nd Quarter Points	42 (1/23/15 vs. RNO)	12 (3/25/13 vs. IDA)	48 (12/6/13 at RNO)	10 (12/7/12 at LAD)
1st Half Points	81 (1/23/15 vs. RNO)	32 (2/10/13 at IDA)	84 (1/31/15 at RNO)	32 (12/22/13 vs. IDA)
3rd Quarter Points	41 (2/28/14 at IDA)	14 (2x, 1/4/14 vs. CTN, 1/3/13 at FWN)	44 (2x, 3/22/14 at LAD, 3/15/13 at RGV)	10 (1/11/13 vs. TUL)
4th Quarter Points	46 (12/12/13 at BAK)	9 (1/8/13 vs. AUS – Showcase)	47 (12/17/13 vs. LAD)	8 (3/15/13 at RGV)
2nd Half Points	78 (4/3/15 vs. RNO)	25 (1/8/13 vs. AUS – Showcase)	73 (1/31/15 at RNO)	25 (3/8/13 vs. SXF)
Largest Margin of Victory	35 (2x; 2/21/15 at RNO – 127-92)			
Largest Margin of Defeat	31 (3/1/13 vs. RGV – 131-100)			
Largest Lead	38 (1/21/15 at LAD)			
Largest Deficit	37 (3/1/13 vs. RGV)			
Largest Lead Blown In a Loss	22 (1/6/14 vs. FWN – Showcase)			
Largest Deficit Overcome In a Win	20 (3/20/15 vs. LAD)			
FG%	58.2% (11/26/13 vs. RNO)	31.2% (1/8/13 vs. AUS – Showcase)	59.0% (12/20/13 at BAK)	24.7% (3/8/13 vs. SXF)
3FG%	57.1% (1/31/14 vs. RNO)	4.5% (2/20/14 vs. SPG)	56.3% (1/26/13 at SPG)	0.0% (3/8/13 vs. SXF)
FT%	100% (2/10/14 at LAD – 13-13)	50% (1/1/13 vs. SXF)	94.1% (1/17/15 vs. GRD)	33.3% (3/6/15 vs. IDA)
Rebounds	66 (3/29/14 at LAD)	31 (2x, 12/12/14 vs. AUS; 1/15/13 at SXF)	64 (1/3/13 at FWN)	27 (2/8/15 at LAD)
Offensive Rebounds	26 (3/29/14 at LAD)	3 (1/3/15 vs. CTN)	30 (3/8/14 vs. BAK)	4 (2x; 2/8/15 at LAD, 3/29/14 at LAD)
Assists	39 (2/21/15 at LAD)	9 (12/28/12 vs. SPG)	35 (3/1/13 vs. RGV)	11 (1/3/15 vs. CTN)
Personal Fouls	37 (3/23/13 vs. TEX)	12 (1/1/13 vs. SXF)	33 (2/20/13 vs. LAD)	9 (1/1/13 vs. SXF)
Steals	19 (12/27/14 vs. IDA)	2 (3/29/14 at LAD)	23 (2/20/13 vs. LAD)	3 (2x; 12/19/14 at IDA, 3/3/14 at RNO)
Turnovers	31 (2/20/13 vs. LAD)	8 (1/27/15 vs. BAK)	33 (12/27/14 vs. IDA)	7 (2/8/14 vs. LAD)
Blocks	14 (2/27/13 vs. RNO)	0 (3; 3/10/15 at OKL, 1/18/14 at IDA, 3/30/13 at LAD)	14 (1/15/13 at SXF)	0 (2x; 1/3/15 vs. CTN, 3/27/13 vs. IDA)



2014-15 REGULAR SEASON INDIVIDUAL SUPERLATIVES






	Santa Cruz High	Opponent High
Points	39 (2x; James Michael McAdoo, 1/30/15 at RNO; Ronald Roberts, Jr., 1/23/15 vs. RNO)	56 (Manny Harris, 2/8/14 vs. LAD)
Rebounds	24 (Ognjen Kuzmic, 2/23/14 at AUS)	22 (Jack Cooley, 3/7/15 vs. IDA)
Offensive Rebounds	12 (Ognjen Kuzmic, 1/25/14 at TEX)	12 (James Mays, 2/23/13 vs. MNE)
Assists	15 (Aaron Craft, 11/28/14 vs. RGV)	17 (2x; David Stockton, 4/3/15 vs. RNO; Gary Talton, 11/30/14 vs. RGV)
Field Goals Made	18 (Ronald Roberts, Jr., 1/23/15 vs. RNO)	20 (Manny Harris, 2/8/14 vs. LAD)
Field Goals Attempted	29 (Cameron Jones, 12/29/13 at BAK)	39 (Manny Harris, 2/8/14 vs. LAD)
3PT Made	6 (7x, Seth Curry, 4/4/14 vs. ERI, 2/11/14 vs. IDA, 12/17/13 vs. LAD; Daniel Nwaelele, 1/25/14 at TEX, 11/30/13 vs. LAD; Stefhon Hannah, 1/13/13 vs. TUL, 12/15/12 at IDA)	8 (3x; Ra'Shad James, 3/21/15 vs. RNO; Troy Daniels, 1/9/14 vs. RGV – Showcase; James Nunnally, 12/10/13 at BAK; Marcus Landry, 2/21/13 at RNO)
3PT Attempted	12 (5x, Seth Curry, 3/14/14 at IWA, 2/26/14 at RGV; Kent Bazemore, 2/2/14 vs. BAK; Stefhon Hannah, 1/13/13 vs. TUL, 2/21/13 at RNO)	21 (Troy Daniels, 1/9/14 vs. RGV – Showcase)
Free Throws Made	18 (James Michael McAdoo, 12/13/14 vs. ERI)	16 (Ron Howard, 1/6/14 vs. FWN – Showcase)
Free Throws Attempted	20 (James Michael McAdoo, 12/13/14 vs. ERI)	19 (Ron Howard, 1/6/14 vs. FWN – Showcase)
Turnovers	9 (2x, Seth Curry, 11/30/13 vs. LAD; Stefhon Hannah, 3/16/13 at TEX)	12 (Joel Wright, 12/27/14 vs. IDA)
Steals	6 (4x; Aaron Craft, 2/21/15 at RNO and 3/4/15 vs. TEX; Travis Leslie, 2/9/13 at IDA and 2/1/13 at TEX)	7 (Renaldo Balkman, 2/18/15 at TEX)
Blocks	7 (James Michael McAdoo, 11/30/14 vs. RGV)	6 (4x; Sim Bhullar, 1/30/15 at RNO; Jamario Moon, 12/14/13 at LAD; Hassan Whiteside, 3/1/13 vs. RGV; Dexter Pittman, 1/15/13 at SXF)



14 - 15 SEASON

WARRIORS vs. NBA D-LEAGUE

Western Conference (30-9)

West Division	18-5
	3-3
	6-0
	5-0
	4-2
Southwest Division	12-4
	2-2
	2-1
	4-0
	4-1



WARRIORS vs. NBA D-LEAGUE Eastern Conference (5-6)

Central Division	0-3
   	<p>0-1</p> <p>0-1</p> <p>0-1</p> <p>0-0</p>
Atlantic Division	5-3
    	<p>2-1</p> <p>0-1</p> <p>1-0</p> <p>1-1</p> <p>1-0</p>



2014-15 NBA D-LEAGUE MAP



**2014-15 REGULAR SEASON STARTING LINEUPS**

GUARD	GUARD	FORWARD	FORWARD	CENTER	GS	W	L
Craft	Williams	Holiday	Alexander	Kuzmic	1	1	0
Craft	Williams	Felix	Alexander	McAdoo	4	1	3
Craft	Williams	Thompson	Alexander	McAdoo	4	4	0
Craft	Williams	Kilpatrick	Alexander	McAdoo	3	2	1
Craft	Kilpatrick	Williams	Alexander	Kuzmic	1	1	0
Craft	Williams	Thompson	Griffin	McAdoo	5	2	3
Craft	Williams	Thompson	McAdoo	Kuzmic	6	6	0
Craft	Kilpatrick	Thompson	Griffin	McAdoo	1	0	1
Craft	Kilpatrick	Thompson	McAdoo	Kuzmic	5	2	3
Craft	Milisavljevic	Thompson	Sutton	Griffin	1	1	0
Craft	Baker	Thompson	Griffin	Kuzmic	6	4	2
Craft	Hobson	Thompson	McAdoo	Kuzmic	2	2	0
Craft	Hobson	Thompson	Griffin	Kuzmic	7	7	0
Craft	Hobson	Thompson	Sutton	Kuzmic	1	1	0
Craft	Hobson	Thompson	Sutton	Vereen	1	1	0
Craft	Hobson	Thompson	Sutton	McAdoo	1	0	1
Craft	Williams	Thompson	Griffin	Sutton	1	0	1



2014-15 GAME-BY-GAME RECAP

SANTA CRUZ WARRIORS

2014-15 Game-by-Game Recap

Date	Opponent	W/L	Rec	Score	High Scorer	High Rebounder	Assist Leader	Att.
Nov 14	LOS ANGELES	W	1-0	122-95	Justin Holiday 26	Ognjen Kuzmic 14	Aaron Craft 8	2522
Nov 15	IOWA	L	1-1	100-102	James Michael McAd 20	James Michael McAd 10	Aaron Craft 7	2189
Nov 21	Texas	W	2-1	114-106	Elliot Williams 30	Carrick Felix 12	Aaron Craft 10	5234
Nov 23	Austin	L	2-2	105-110	Joe Alexander 24	Joe Alexander 10	Elliot Williams 8	3716
Nov 25	Bakersfield	L	2-3	107-119	Joe Alexander 35	James Michael McAd 10	Elliot Williams 7	550
Nov 28	RIO GRANDE VALLEY	W	3-3	131-121	Joe Alexander 28	James Michael McAd 7	Aaron Craft 15	2514
Nov 30	RIO GRANDE VALLEY	W	4-3	116-107	Elliot Williams 33	Joe Alexander 14	Aaron Craft 13	2404
Dec 5	Los Angeles	W	5-3	112-98	Joe Alexander 34	James Michael McAd 12	Elliot Williams 12	315
Dec 12	AUSTIN	L	5-4	93-112	Elliot Williams 23	Joe Alexander 9	Aaron Craft 9	2097
Dec 13	ERIE	W	6-4	103-84	James Michael McAd 32	Elliot Williams 9	Elliot Williams 10	2020
Dec 17	OKLAHOMA CITY	W	7-4	104-89	Elliot Williams 28	Aaron Craft 9	Aaron Craft 10	1954
Dec 19	Idaho	W	8-4	120-102	Joe Alexander 24	Elliot Williams 8	Elliot Williams 10	2691
Dec 20	Idaho	W	9-4	120-97	Elliot Williams 23	James Michael McAd 8	Elliot Williams 9	2397
Dec 27	IDAHO	W	10-4	87-66	James Michael McAd 24	James Michael McAd 9	Aaron Craft 8	2044
Jan 2	CANTON	L	10-5	90-103	Elliot Williams 19	James Michael McAd 10	Elliot Williams 10	2544
Jan 3	CANTON	W	11-5	98-83	Mychel Thompson 20	Dominique Sutton 9	Elliot Williams 12	2409
Jan 6	Fort Wayne	L	11-6	91-93	James Michael McAd 25	James Michael McAd 13	Kiwi Gardner 6	2150
Jan 9	Maine	W	12-6	101-88	Aaron Craft 22	James Michael McAd 12	Sean Kilpatrick 5	1989
Jan 10	Maine	L	12-7	100-111	Mychel Thompson 27	Ognjen Kuzmic 12	Aaron Craft 5	2810
Jan 13	Delaware	L	12-8	96-109	James Michael McAd 28	James Michael McAd 10	Aaron Craft 7	955
Jan 15	CANTON	W	13-8	97-90	Aaron Craft 15	Ognjen Kuzmic 13	Dominique Sutton 5	1128
Jan 17	GRAND RAPIDS	L	13-9	77-100	Ognjen Kuzmic 15	Aaron Craft 5	Dominique Sutton 4	2215
Jan 21	Los Angeles	W	14-9	138-103	Mychel Thompson 18	Ognjen Kuzmic 11	Aaron Craft 4	603
Jan 23	RENO	W	15-9	127-111	Maurice Baker 21	Dominique Sutton 12	Kiwi Gardner 6	2544
Jan 27	BAKERSFIELD	L	15-10	89-102	Dominique Sutton 21	Ronald Roberts 19	Maurice Baker 6	2300
Jan 30	Reno	W	16-10	113-111	Ronald Roberts 39	Ognjen Kuzmic 13	Elliot Williams 6	2254
Jan 31	Reno	L	16-11	132-157	Elliot Williams 18	James Michael McAd 39	Aaron Craft 8	2614
Feb 5	Bakersfield	W	17-11	95-77	James Michael McAd 36	James Michael McAd 15	Elliot Williams 9	550
Feb 7	Idaho	W	18-11	98-89	Dominique Sutton 19	Ognjen Kuzmic 12	Aaron Craft 7	3784
Feb 8	Los Angeles	W	19-11	113-98	Dominique Sutton 19	Taylor Griffin 10	Maurice Baker 4	300
Feb 10	BAKERSFIELD	L	19-12	96-102	Mychel Thompson 19	Darlington Hobson 10	Taylor Griffin 4	2544
Feb 17	Oklahoma City	L	19-13	98-103	Elliot Williams 30	Ognjen Kuzmic 18	Darlington Hobson 7	1642
Feb 18	Texas	W	20-13	110-107	Elliot Williams 33	Ognjen Kuzmic 18	Taylor Griffin 3	5501
Feb 21	Reno	W	21-13	127-92	James Michael McAd 27	Ognjen Kuzmic 19	Mychel Thompson 3	2653
Feb 24	AUSTIN	W	22-13	109-94	Elliot Williams 30	Ognjen Kuzmic 12	Aaron Craft 3	2300
Feb 27	WESTCHESTER	W	23-13	117-91	Ognjen Kuzmic 27	Ognjen Kuzmic 12	Elliot Williams 8	2544
Mar 1	OKLAHOMA CITY	W	24-13	108-103	Elliot Williams 32	Ognjen Kuzmic 12	Elliot Williams 5	2000
Mar 4	TEXAS	W	25-13	120-104	Aaron Craft 25	James Michael McAd 9	Elliot Williams 8	2000
Mar 6	IDAHO	W	26-13	122-100	Darlington Hobson 28	Ognjen Kuzmic 15	Darlington Hobson 11	2150
Mar 7	IDAHO	W	27-13	113-86	Darlington Hobson 26	Darlington Hobson 10	Darlington Hobson 10	2544
Mar 10	Oklahoma City	W	28-13	*117-115	Darlington Hobson 26	Darlington Hobson 13	Aaron Craft 8	10119
Mar 12	Oklahoma City	W	29-13	93-89	Mychel Thompson 26	Ognjen Kuzmic 16	Aaron Craft 10	2566
Mar 13	Austin	W	30-13	104-94	James Michael McAd 26	Ognjen Kuzmic 12	Darlington Hobson 5	3144
Mar 15	Rio Grande Valley	L	30-14	125-131	Mychel Thompson 28	Ognjen Kuzmic 12	Aaron Craft 5	4487
Mar 20	LOS ANGELES	W	31-14	99-92	Darlington Hobson 21	Darlington Hobson 11	Darlington Hobson 6	2300
Mar 21	RENO	W	32-14	121-118	Mychel Thompson 21	Darlington Hobson 11	Aaron Craft 6	2400
Mar 28	BAKERSFIELD	W	33-14	120-101	Mychel Thompson 25	Dominique Sutton 7	Darlington Hobson 7	2300
Mar 29	TEXAS	W	34-14	119-111	James Michael McAd 25	Aaron Craft 7	Elliot Williams 8	2100
Apr 3	RENO	L	34-15	135-143	Mychel Thompson 22	Ognjen Kuzmic 19	Kiwi Gardner 8	2544
Apr 4	Bakersfield	W	35-15	113-99	Dominique Sutton 32	Ognjen Kuzmic 17	Darlington Hobson 9	550

CAPS indicate home game

*indicates overtime



2014-15 NBA D-LEAGUE STATISTICAL LEADERS

SCORING AVERAGE	G	PTS	Avg
1. Jabari Brown, Los Angeles	39	951	24.4
2. Seth Curry, Erie	43	1024	23.8
3. Vander Blue, Los Angeles	49	1142	23.3
4. Andre Emmett, Fort Wayne	39	883	22.6
5. Bryce Cotton, Austin	34	762	22.4
6. Kyle Anderson, Austin	26	555	21.3
7. Elliot Williams, Santa Cruz	29	619	21.3
8. Ra'Shad James, Reno	46	956	20.8
9. Earl Barron, Bakersfield	26	534	20.5
10. Damien Wilkins, Iowa	50	1008	20.2
11. David Stockton, Reno	43	864	20.1
12. Jerrelle Benimon, Idaho	44	872	19.8
13. James Michael McAdoo, Santa Cruz	33	645	19.5
14. D.J. Seeley, Delaware	47	913	19.4
15. Kalin Lucas, Iowa	35	676	19.3
16. Scotty Hopson, Sioux Falls	43	827	19.2

REBOUNDS PER GAME	G	REB	Avg
1. Jarrid Famous, IWA-TEX	27	403	14.9
2. Arinze Onuaku, Canton	41	501	12.2
3. Willie Reed, GRD-IWA	47	574	12.2
4. Ognjen Kuzmic, Santa Cruz	29	348	12.0
5. Roscoe Smith, Los Angeles	49	540	11.0
6. Jerrelle Benimon, Idaho	44	484	11.0
7. Talib Zanna, Oklahoma City	50	550	11.0
8. Earl Barron, Bakersfield	26	283	10.9

MINUTES PER GAME	G	MIN	Avg
1. Bryce Cotton, Austin	34	1377	40.5
2. Kyle Anderson, Austin	26	1041	40.0
3. Damien Wilkins, Iowa	50	1889	37.8
4. Vander Blue, Los Angeles	49	1824	37.2
5. Kalin Lucas, Iowa	35	1297	37.1
6. Seth Curry, Erie	43	1591	37.0
7. Roscoe Smith, Los Angeles	49	1775	36.2
8. Adonis Thomas, Grand Rapids	50	1811	36.2

ASSISTS PER GAME	G	AST	Avg
1. Larry Drew II, Sioux Falls	42	402	9.6
2. Tim Frazier, Maine	41	388	9.5
3. David Stockton, Reno	43	399	9.3
4. Gary Talton, RGV-FWN	44	354	8.0
5. Elliot Williams, Santa Cruz	29	214	7.4
6. Mike James, Texas	44	303	6.9
7. Peyton Siva, Erie	38	253	6.7
8. Aaron Craft, Santa Cruz	50	310	6.2



2014-15 NBA D-LEAGUE STATISTICAL LEADERS

continued

STEALS PER GAME	G	ST	Avg
1. Aaron Craft, Santa Cruz	50	125	2.5
2. David Stockton, Reno	43	106	2.5
3. Jerel McNeal, Bakersfield	26	55	2.1
4. Renaldo Balkman, Texas	32	67	2.1
5. James Michael McAdoo, Santa Cruz	33	66	2.0
6. Kyle Anderson, Austin	26	51	2.0
7. Vander Blue, Los Angeles	49	93	1.9
8. Fuquan Edwin, Sioux Falls	49	90	1.8

FIELD GOAL PERCENTAGE	FGM	FGA	Pct
1. Sim Bhullar, Reno	173	238	0.727
2. Khem Birch, Sioux Falls	218	310	0.703
3. Arinze Onuaku, Canton	294	473	0.622
4. Maurice Sutton, Oklahoma City	164	266	0.617
5. Jerrelle Benimon, Idaho	366	596	0.614
6. Renaldo Balkman, Texas	210	344	0.610
7. Dominique Sutton, Santa Cruz	219	361	0.607
8. Willie Reed, GRD-IWA	332	552	0.601

FREE THROW PERCENTAGE	FTM	FTA	Pct
1. Seth Curry, Erie	174	188	0.926
2. Bryce Cotton, Austin	144	160	0.900
3. Quincy Miller, RNO-GRD	110	124	0.887
4. Sean Kilpatrick, SCW-DEL	81	92	0.880
5. Jarell Eddie, Austin	78	89	0.876
6. Justin Johnson, Canton	89	102	0.873
7. Doron Lamb, TEX-WES	143	164	0.872
8. D.J. Seeley, Delaware	196	226	0.867

3 POINT FIELD GOAL PERCENTAGE	3PM	3PA	Pct
1. Seth Curry, Erie	156	334	0.467
2. Jarell Eddie, Austin	127	281	0.452
3. Henry Walker, Sioux Falls	52	116	0.448
4. Andre Ingram, Los Angeles	52	117	0.444
5. Bryce Cotton, Austin	90	203	0.443
6. Michael Jenkins, Oklahoma City	31	70	0.443
7. James Young, Maine	68	154	0.442
8. Justin Dentmon, Texas	36	82	0.439

BLOCKED SHOTS PER GAME	G	BS	Avg
1. Sim Bhullar, Reno	39	151	3.9
2. Clint Capela, Rio Grande Valley	38	113	3.0
3. Hasheem Thabeet, Grand Rapids	48	117	2.4
4. Eric Griffin, Texas	49	118	2.4
5. James Michael McAdoo, Santa Cruz	33	67	2.0
6. Ognjen Kuzmic, Santa Cruz	29	57	2.0
7. Justin Jackson, Texas	38	72	1.9
8. Willie Reed, GRD-IWA	47	87	1.9



2015 NBA D-LEAGUE ALL-STAR GAME

Elliot Williams represented the Santa Cruz Warriors at the 2015 NBA D-League All-Star Game in Brooklyn. James Michael McAdoo was also an initial selection.



Elliot Williams

Prospects: 16 points, 6 assists



2015 ALL-NBA D-LEAGUE TEAMS



James Michael McAdoo

All-NBA D-League Second Team

All-NBA D-League
All-Rookie First Team



Aaron Craft

2015 Defensive Player of the Year

All-NBA D-League
All-Defensive First Team



Elliot Williams

All-NBA D-League Second Team



Ognjen Kuzmic

All-NBA D-League
All-Defensive Third Team



Dominique Sutton

All-NBA D-League
All-Defensive Third Team



ALL-NBA D-LEAGUE SHOWCASE TEAMS



James Michael McAdoo
All-NBA D-League
Showcase Second Team



2015 NBA D-LEAGUE POSTSEASON



2015 NBA D-League Finals Game 2 vs. Fort Wayne Mad Ants
April 26, 2015



2015 NBA D-LEAGUE POSTSEASON BRACKET



2015 POSTSEASON GAME-BY-GAME RECAP

SANTA CRUZ WARRIORS

2014-15 Game-by-Game Recap

Date	Opponent	W/L	Rec	Score	High Scorer	High Rebounder	Assist Leader	Att.
Apr 8	Oklahoma City	W	1-0	105-98	Elliot Williams 27	Ognjen Kuzmic 14	Darington Hobson 5	1321
Apr 10	OKLAHOMA CITY	W	2-0	109-97	James Michael McAd 25	Ognjen Kuzmic 15	Darington Hobson 6	2375
Apr 17	Austin	W	3-0	106-95	Darington Hobson 20	Ognjen Kuzmic 14	Elliot Williams 7	5071
Apr 19	AUSTIN	L	3-1	91-100	Ognjen Kuzmic 21	Ognjen Kuzmic 11	Aaron Craft 6	2300
Apr 20	AUSTIN	W	4-1	97-83	Elliot Williams 31	Ognjen Kuzmic 16	Aaron Craft 6	2375
Apr 23	Fort Wayne	W	5-1	119-115	Elliot Williams 31	Ognjen Kuzmic 13	Elliot Williams 8	3318
Apr 26	FORT WAYNE	W	6-1	109-96	Elliot Williams 23	Taylor Griffin 11	Darington Hobson 7	2600
						Darington Hobson 11		

CAPS indicate home game

*indicates overtime

**2015 POSTSEASON ASSIGNMENTS**

	Assigned	Recalled	Gm	Min	FG	3FG	FT	OR-DR-TR	AST	PF	STL	TO	BS	PTS
Ognjen Kuzmic	3/18/15 4/19/15	4/18/15 4/27/15	7	32.8	.577	.00	.690	5.0-8.3-13.3	2.1	2.6	1.0	1.7	2.1	15.7
James Michael McAdoo*	4/10/15 4/25/15	4/11/15 4/26/15	2	30.6	.583	.000	.667	3.5-6.5-10.0	2.0	2.5	1.0	3.0	3.0	23.0



2015 POSTSEASON GAME LEADERSHIP (includes ties)

Player	10+	20+	30+	10+ REB	10+ AST	DBL/ DBL	PTS	REB	AST	STL	BLK
Ahearn	-	-	-	-	-	-	-	-	-	-	-
Baker	-	-	-	-	-	-	-	-	-	-	-
Craft	6	-	-	-	-	-	-	-	3	5	-
Gardner	-	-	-	-	-	-	-	-	-	-	-
Griffin	5	-	-	-	-	-	-	-	-	-	-
Hall	-	-	-	-	-	-	-	-	-	-	-
Hobson	4	1	-	-	-	-	1	-	2	-	-
Kuzmic	6	2	-	6	-	6	1	6	-	1	2
Sutton	3	-	-	-	-	-	-	-	-	-	-
Thompson	5	3	-	-	-	-	-	-	-	-	1
Vereen	1	-	-	-	-	-	-	-	-	-	-
Warren	-	-	-	-	-	-	-	-	-	-	-
Williams	4	3	2	-	-	-	3	-	2	-	1
McAdoo	1	1	-	1	-	1	1	-	-	-	1

2015 POSTSEASON STARTING LINEUPS

GUARD	GUARD	FORWARD	FORWARD	CENTER	GS	W	L
Craft	Hobson	Thompson	Griffin	Kuzmic	3	2	1
Craft	Hobson	Thompson	McAdoo	Kuzmic	1	1	0
Craft	Williams	Thompson	Griffin	Kuzmic	1	1	0
Craft	Williams	Hobson	Griffin	Kuzmic	1	1	0



2015 POSTSEASON TEAM COMPARISONS

TEAM	POINTS PER GAME		FIELD GOAL PERCENTAGE		TURNOVERS PER GAME		REBOUND -- PERCENTAGES --		
	OWN	OPP	OWN	OPP	OWN	OPP	OFF	DEF	TOT
AUS	90.8	97.5	.437	.459	19.0	14.8	.324*	.718	.521
BAK	97.0	89.0*	.458	.445	15.7	18.0*	.255	.658	.465
CTN	97.8	99.2	.463	.481	16.8	14.2	.315	.726	.520
FWN	107.3*	103.0	.453	.472	11.2*	16.8	.233	.758	.484
MNE	107.0	112.5	.460	.446	15.5	8.0	.202	.800*	.526*
OKL	97.5	107.0	.393	.497	11.5	13.5	.279	.767	.480
SCW	105.1	97.7	.476	.418*	13.9	15.7	.289	.716	.510
SXF	96.0	104.3	.478*	.456	15.7	14.0	.296	.620	.462

* - INDICATES LEAGUE LEADER



2015 POSTSEASON FACT SHEET

Quick Overview	Record
Overall Record	5-1
Home	2-1
Road	3-0
In overtime	-
Decided by 3 points or less	-

By Weekday	Record	Home	Road
Sunday	0-1	0-1	-
Monday	1-0	1-0	-
Tuesday	-	-	-
Wednesday	1-0	-	1-0
Thursday	1-0	-	1-0
Friday	2-0	1-0	1-0
Saturday	-	-	-

Warriors Record When ...	Record
They shoot .500 +	2-0
They shoot .450 - .499	2-1
They shoot .449 or less	1-0
They score 100+	4-0
They score 90-99	1-1
They score 89 or less	-
They have = or more rebounds	3-0
They have = or more assists	4-0
They have = or more steals	4-0
They have = or more turnovers	2-0
They have = or higher FG%	4-1
Ahead or tied after 1 st Q	4-1
Ahead or tied at the half	4-0
Ahead or tied after 3 rd Q	5-0
They score 19/less in 1 st Q	-
They score 30+ in 1 st Q	-
They score 50+ in 1 st H	4-0

Warriors Record When ...	Record
Opp. Shoots .500 +	-
Opp. Shoots .450 - .499	2-0
Opp. Shoots .449 or less	3-1
Opp. Scores 100+	1-1
Opp. Scores 90-99	4-0
Opp. Scores 89 or less	-
Opp. Has more rebounds	2-1
Opp. Has more assists	1-1
Opp. Has more steals	1-1
Opp. Has more turnovers	3-1
Opp. Has a higher FG%	1-0
Behind after 1 st Q	1-0
Behind at the half	1-1
Behind after 3 rd Q	0-1
Opp. Scores 19/less in 1 st Q	2-1
Opp. Scores 30+ in 1 st Q	1-0
Opp. Scores 50+ in 1 st H	1-1



2015 POSTSEASON STATISTICAL LEADERS

SCORING AVERAGE

	G	PTS	Avg
1. Romero Osby, Maine	2	57	28.5
2. Jordan Crawford, Fort Wayne	6	160	26.7
3. Scotty Hopson, Sioux Falls	3	80	26.7
4. James Michael McAdoo, Santa Cruz	2	46	23.0
5. Semaj Christon, Oklahoma City	2	45	22.5
6. C.J. Fair, Fort Wayne	6	133	22.2
7. Xavier Munford, Bakersfield	3	66	22.0
8. Elliot Williams, Santa Cruz	7	145	20.7
9. Joe Harris, Canton	4	79	19.8
10. James Singleton, Canton	5	99	19.8
11. Davion Berry, Maine	2	38	19.0
12. Orlando Johnson, Austin	6	110	18.3
13. Kyle Anderson, Austin	5	85	17.0
14. Renaldo Major, Bakersfield	3	50	16.7
15. Matt Bouldin, Fort Wayne	6	95	15.8
16. Ognjen Kuzmic, Santa Cruz	7	110	15.7

REBOUNDS PER GAME

	G	REB	Avg
1. Ognjen Kuzmic, Santa Cruz	7	93	13.3
2. Omari Johnson, Maine	2	24	12.0
3. James Singleton, Canton	5	57	11.4
4. Talib Zanna, Oklahoma City	2	21	10.5
5. Mac Koshwal, Bakersfield	3	30	10.0
6. James Michael McAdoo, Santa Cruz	2	20	10.0
7. Khem Birch, Sioux Falls	3	28	9.3
8. Maurice Sutton, Oklahoma City	2	18	9.0

MINUTES PER GAME

	G	MIN	Avg
1. Renaldo Major, Bakersfield	3	129	43.0
2. Aaron Craft, Santa Cruz	7	298	42.6
3. Chris Babb, Maine	2	85	42.5
4. James Singleton, Canton	5	208	41.6
5. James Young, Maine	2	83	41.5
6. Orlando Johnson, Austin	6	248	41.3
7. Semaj Christon, Oklahoma City	2	82	41.0
8. Jordan Crawford, Fort Wayne	6	245	40.8

ASSISTS PER GAME

	G	AST	Avg
1. Semaj Christon, Oklahoma City	2	18	9.0
2. Larry Drew II, Sioux Falls	3	25	8.3
3. Orlando Johnson, Austin	6	34	5.7
4. Marquis Teague, Oklahoma City	2	11	5.5
5. Jordan Crawford, Fort Wayne	6	32	5.3
6. Aaron Craft, Santa Cruz	7	36	5.1
7. Elliot Williams, Santa Cruz	7	33	4.7
8. Chris Babb, Maine	2	9	4.5



2015 POSTSEASON STATISTICAL LEADERS continued

STEALS PER GAME

	G	ST	Avg
1. Jordan Crawford, Fort Wayne	6	20	3.3
2. Aaron Craft, Santa Cruz	7	20	2.9
3. Mac Koshwal, Bakersfield	3	8	2.7
4. Xavier Munford, Bakersfield	3	7	2.3
5. Casey Prather, Bakersfield	3	7	2.3
6. Chris Babb, Maine	2	4	2.0
7. Jonathon Simmons, Austin	6	12	2.0
8. Ramon Harris, Fort Wayne	6	11	1.8

FIELD GOAL PERCENTAGE

	FGM	FGA	Pct
1. Maurice Sutton, Oklahoma City	12	17	0.706
2. Ralph Sampson III, Maine	7	10	0.700
3. Travis Hyman, Fort Wayne	8	13	0.615
4. Joe Harris, Canton	29	48	0.604
5. Mouhamed Sene, Austin	19	32	0.594
6. James Michael McAdoo, Santa Cruz	21	36	0.583
7. Ognjen Kuzmic, Santa Cruz	45	78	0.577
8. Mac Koshwal, Bakersfield	19	33	0.576

FREE THROW PERCENTAGE

	FTM	FTA	Pct
1. Jason Calliste, Maine	6	6	1.000
2. Larry Drew II, Sioux Falls	6	6	1.000
3. Frank Gaines, Oklahoma City	4	4	1.000
4. Marquis Teague, Oklahoma City	5	5	1.000
5. Xavier Thames, Fort Wayne	9	9	1.000
6. Jordan Crawford, Fort Wayne	28	31	0.903
7. Aaron Craft, Santa Cruz	18	20	0.900
8. Justin Johnson, Canton	9	10	0.900

3 POINT FIELD GOAL PERCENTAGE

	3PM	3PA	Pct
1. Xavier Alexander, Oklahoma City	4	5	0.800
2. Erik Murphy, Austin	11	19	0.579
3. Davion Berry, Maine	5	9	0.556
4. Jamil Wilson, Bakersfield	5	9	0.556
5. Alec Brown, Bakersfield	2	4	0.500
6. Larry Drew II, Sioux Falls	4	8	0.500
7. Justin Johnson, Canton	2	4	0.500
8. Romero Osby, Maine	6	12	0.500

BLOCKED SHOTS PER GAME

	G	BS	Avg
1. Omari Johnson, Maine	2	6	3.0
2. James Michael McAdoo, Santa Cruz	2	6	3.0
3. Maurice Sutton, Oklahoma City	2	6	3.0
4. Mouhamed Sene, Austin	6	13	2.2
5. Ognjen Kuzmic, Santa Cruz	7	15	2.1
6. Khem Birch, Sioux Falls	3	6	2.0
7. Alec Brown, Bakersfield	3	6	2.0
8. Ralph Sampson III, Maine	2	4	2.0



ALL-TIME POSTSEASON TEAM SUPERLATIVES

	Santa Cruz High	Santa Cruz Low	Opponent High	Opponent Low
Team Points in Game	147 (4/21/14 at RGV)	91 (2x; 4/19/15 vs. AUS, 4/27/13 at RGV)	136 (4/19/14 at RGV)	83 (4/20/15 vs. AUS)
1st Quarter Points	41 (4/17/14 vs. RGV)	14 (4/27/13 at RGV)	38 (4/10/14 vs. LAD)	17 (2x; last 4/19/15 vs. AUS)
2nd Quarter Points	40 (4/12/14 at LAD)	18 (4/20/15 vs. AUS)	38 (2x; last 4/26/14 at FWN)	14 (4/20/15 vs. AUS)
1st Half Points	73 (2x, 4/21/14 at RGV, 4/17/14 vs. RGV)	41 (4/27/13 at RGV)	71 (4/10/14 vs. LAD)	39 (4/20/15 vs. AUS)
3rd Quarter Points	44 (4/12/14 at LAD)	19 (4/19/15 vs. AUS)	37 (4/19/14 at RGV)	15 (4/24/14 vs. FWN)
4th Quarter Points	42 (4/10/14 vs. LAD)	17 (4/25/13 vs. RGV)	36 (4/19/14 at RGV)	19 (2x; 4/19/15 vs. AUS, 4/13/13 vs. FWN)
2nd Half Points	81 (4/10/14 vs. LAD)	44 (4/19/15 vs. AUS)	73 (4/19/14 at RGV)	43 (4/24/14 vs. FWN)
Largest Margin of Victory	31 (4/17/14 vs. RGV – 135-104)			
Largest Margin of Defeat	23 (4/19/14 at RGV – 136-113)			
Largest Lead	35 (4/17/14 vs. RGV)			
Largest Deficit	31 (4/19/14 at RGV)			
Largest Lead Blown In a Loss	12 (4/19/15 vs. AUS)			
Largest Deficit Overcome In a Win	20 (4/23/15 at FWN)			
FG%	57.9% (4/21/14 at RGV)	34.8% (4/24/14 vs. FWN)	50.0% (4/10/13 at FWN)	37.0% (4/20/15 vs. AUS)
3FG%	48.3% (4/23/15 at FWN)	18.2% (4/24/14 vs. FWN)	50% (2x; last 4/19/15 vs. AUS)	19.4% (4/10/15 vs. OKL)
FT%	88.5% (4/17/14 vs. RGV)	56.3% (4/8/15 at OKL)	85.7% (4/17/13 at AUS)	58.3% (2x; 4/10/15 vs. OKL, 4/10/14 vs. LAD)
Rebounds	59 (3x, last 4/17/14 vs. RGV)	31 (4/19/15 vs. AUS)	60 (4/24/14 vs. FWN)	34 (4/8/15 at OKL)
Offensive Rebounds	21 (4/17/14 vs. RGV)	8 (4/19/15 vs. AUS)	25 (4/10/15 vs. OKL)	4 (4/8/15 at OKL)
Assists	31 (3x, last 4/21/14 at RGV)	19 (3x; 4/8/15 at OKL, 4/26/14 at FWN, 4/27/13 at RGV)	32 (4/19/14 at RGV)	15 (4/17/13 at AUS)
Personal Fouls	28 (2x, last 4/19/14 at RGV)	16 (4/17/15 at AUS)	31 (4/19/13 vs. AUS)	16 (4/19/14 at RGV)
Steals	18 (4/17/15 at AUS)	5 (2x, 4/19/14 at RGV, 4/27/13 at RGV)	16 (3x, last 4/10/14 vs. LAD)	3 (4/17/15 at AUS)
Turnovers	23 (2x; last 4/19/14 at RGV)	9 (4/17/15 at AUS)	24 (4/17/15 at AUS)	8 (4/19/14 at RGV)
Blocks	11 (4/10/15 vs. OKL)	0 (4/23/15 at FWN)	11 (4/19/14 at RGV)	1 (4/26/14 at FWN)



ALL-TIME POSTSEASON INDIVIDUAL SUPERLATIVES

	Santa Cruz High	Opponent High
Points	44 (Seth Curry, 4/10/14 vs. LAD)	43 (Isaiah Canaan, 4/19/14 at RGV)
Rebounds	18 (3x, Ognjen Kuzmic, 4/17/14 vs. RGV, 4/12/14 at LAD; Lance Goulbourne, 4/10/14 vs. LAD)	16 (JaMychal Green, 4/17/13 at AUS)
Offensive Rebounds	8 (Ognjen Kuzmic, 4/17/15 at AUS)	8 (JaMychal Green, 4/17/13 at AUS)
Assists	8 (7x; Elliot Williams, 4/23/15 at FWN; Seth Curry, 4/21/14 at RGV; Cameron Jones, 4/19/14 at RGV, 4/17/14 vs. RGV; Kiwi Gardner, 4/19/14 at RGV; Darrington Hobson, 4/19/13 vs. AUS, 4/13/13 vs. FWN)	11 (Semaj Christon, 4/8/15 at OKL)
Field Goals Made	15 (Seth Curry, 4/10/14 vs. LAD)	15 (Tony Mitchell, 4/10/13 at FWN)
Field Goals Attempted	23 (Elliot Williams, 4/23/15 at FWN)	31 (Tony Mitchell, 4/10/13 at FWN)
3PT Made	9 (Seth Curry, 4/10/14 vs. LAD)	8 (3x; Ramon Harris, 4/23/15 at FWN; Isaiah Canaan, 4/21/14 at RGV and 4/19/14 at RGV)
3PT Attempted	14 (2x; Seth Curry, 4/26/14 at FWN and 4/10/14 vs. LAD)	17 (Isaiah Canaan, 4/19/14 at RGV)
Free Throws Made	12 (Jeremy Tyler, 4/10/13 at FWN)	12 (Ron Howard, 4/10/13 at FWN)
Free Throws Attempted	15 (2x; Elliot Williams, 4/20/15 vs. AUS; Jeremy Tyler, 4/10/13 at FWN)	13 (Ron Howard, 4/10/13 at FWN)
Turnovers	8 (Kiwi Gardner, 4/19/14 at RGV)	8 (Touré Murry, 4/25/13 vs. RGV)
Steals	6 (Aaron Craft, 4/17/15 at AUS)	6 (Touré Murry, 4/25/13 vs. RGV)
Blocks	5 (James Michael McAdoo, 4/10/15 vs. OKL)	4 (5x, Will Frisby, 4/24/14 vs. FWN; Tony Bishop, 4/21/14 at RGV; Dario Hunt, 4/19/14 at RGV; Glen Rice Jr., 4/25/13 vs. RGV; Anthony Richardson, 4/13/13 vs. FWN)



2013 - 2014 REGULAR SEASON



First Game of the 2013-14 season vs. Austin Toros, November 22, 2013



DEVELOPMENT CHAMPIONS



The Santa Cruz Warriors earned the 2013-14 NBA D-League Development Champion award, which is designed to recognize the team that best embodies the league's goals of developing NBA basketball talent via GATORADE Call-Ups and assignments.

The Warriors earned 24.75 total points in a scoring system established by the league's Basketball Rules Committee (BRC). The Canton Charge finished second in scoring with 24.5 points while the Rio Grande Valley Vipers rounded out the top three teams, finishing with 21.5 points.

The scoring system awards two points for each unique player and full-time basketball operations staff member call-up, with an additional one point allotted per unique player who remains on an NBA roster for at least 21 consecutive days. An additional two points are awarded for each unique player assignment, with a quarter point added for each subsequent assignment, up to a maximum of three total points per assigned player. Points were accruable between May 1, 2013 and April 30, 2014.

The Warriors join the 2011-12 Los Angeles D-Fenders and the 2012-13 Rio Grande Valley Vipers as winners of the annual award.

Below are the total tabulations for the top three finishing teams:



TOP 10 PLAYS





2013-14 NBA D-LEAGUE REGULAR SEASON STANDINGS

Central Division	HOME		AWAY		Pct	Gb	Last 5	Streak
	W	L	W	L				
y-Iowa Energy	31-19	18-7	13-12	0.620	0.0	3-2	WON	2
x-Sioux Falls Skyforce	31-19	19-6	12-13	0.620	0.0	5-0	WON	6
x-Rio Grande Valley Vipers	30-20	15-10	15-10	0.600	1.0	1-4	LOST	1
Texas Legends	24-26	14-11	10-15	0.480	7.0	3-2	WON	1
Tulsa 66ers	24-26	13-12	11-14	0.480	7.0	3-2	LOST	1
Austin Toros	19-31	10-15	9-16	0.380	12.0	2-3	WON	2

East Division	HOME		AWAY		Pct	Gb	Last 5	Streak
	W	L	W	L				
y-Fort Wayne Mad Ants	34-16	19-6	15-10	0.680	0.0	5-0	WON	6
x-Canton Charge	28-22	17-8	11-14	0.560	6.0	2-3	LOST	3
Springfield Armor	22-28	11-14	11-14	0.440	12.0	2-3	WON	2
Maine Red Claws	19-31	13-12	6-19	0.380	15.0	0-5	LOST	6
Erie BayHawks	16-34	8-17	8-17	0.320	18.0	2-3	LOST	3
Delaware 87ers	12-38	8-17	4-21	0.240	22.0	0-5	LOST	5

West Division	HOME		AWAY		Pct	Gb	Last 5	Streak
	W	L	W	L				
y-Los Angeles D-Fenders	31-19	17-8	14-11	0.620	0.0	3-2	LOST	2
x-Santa Cruz Warriors	29-21	16-9	13-12	0.580	2.0	3-2	WON	3
x-Reno Bighorns	27-23	15-10	12-13	0.540	4.0	2-3	LOST	3
Bakersfield Jam	24-26	13-12	11-14	0.480	7.0	3-2	WON	2
Idaho Stampede	24-26	13-12	11-14	0.480	7.0	1-4	LOST	2

2013-14 Regular Season Team Comparisons

TEAM	POINTS		FIELD GOAL		TURNOVERS		REBOUND		
	OWN	OPP	OWN	OPP	OWN	OPP	OFF	DEF	TOT
AUS	106.8	108.8	.467	.465	15.4	16.0	.272	.702	.487
BAK	108.8	109.4	.469	.452	19.6	15.9	.318	.729	.529*
CTN	103.2	101.5*	.479*	.458	16.1	15.4	.284	.765*	.528
DEL	107.0	116.4	.460	.478	19.7	17.6	.258	.706	.482
ERI	106.6	111.4	.479	.470	16.4	14.6	.244	.715	.484
FWN	109.7	105.8	.453	.472	16.3	19.4*	.305	.740	.514
IDA	108.6	108.6	.459	.464	16.1	17.2	.284	.719	.498
IWA	117.3	113.5	.477	.454	16.6	16.1	.262	.720	.498
LAD	122.3	117.3	.464	.475	13.9*	18.7	.231	.687	.456
MNE	105.2	107.4	.454	.456	18.1	15.3	.270	.708	.494
RNO	104.8	103.9	.471	.455	18.1	17.3	.317	.711	.518
RGV	123.1*	121.6	.448	.480	16.7	15.8	.318	.699	.501
SCW	107.7	106.7	.461	.444*	17.1	15.8	.320*	.714	.520
SXF	105.5	102.9	.454	.446	15.9	19.0	.248	.711	.478
SPG	104.3	106.0	.462	.477	15.0	15.1	.299	.735	.511
TEX	112.6	113.9	.463	.470	16.2	16.4	.275	.690	.485
TUL	106.3	104.6	.448	.446	16.0	17.6	.304	.751	.521

* - INDICATES LEAGUE LEADER



2013-14 REGULAR SEASON ASSIGNMENTS

	Assigned	Recalled	Gm	Min	FG	3FG	FT	OR-DR-TR	AST	PF	STL	TO	BS	PTS
Kent Bazemore	2/1/14 2/11/14	2/2/14 2/12/14	2	32.5	.294	.158	.882	0.5-3.5-4.0	3.5	3.0	2.0	1.0	1.0	19.0
MarShon Brooks	2/1/14 2/11/14	2/2/14 2/12/14	2	24.0	.435	.000	.800	0.0-2.0-2.0	2.5	3.0	1.0	2.0	0.0	12.0
Dewayne Dedmon	11/24/13	11/25/13	1	34.4	.588	.000	.750	6.0-8.0-14.0	1.0	3.0	3.0	2.0	3.0	23.0
Ognjen Kuzmic	12/28/13 1/17/13 2/11/14 2/17/14 2/21/14 3/19/14 3/21/14	12/30/13 2/6/14 2/12/14 2/17/14 3/18/14 3/20/14 4/14/14	28	25.6	.497	.000	.600	4.4-7.3-11.7	0.9	3.3	0.9	1.4	1.6	6.8
Nemanja Nedovic	11/24/13 12/20/13 12/28/13 3/3/14 3/10/14 3/12/14 3/19/14	11/25/13 12/21/13 1/10/14 3/9/14 3/11/14 3/18/14 4/14/14	15	28.5	.400	.299	.857	0.3-2.3-2.5	4.2	2.6	0.9	2.9	0.3	14.9



2013-14 REGULAR SEASON GAME LEADERSHIP

Player	10+	20+	30+	10+ REB	10+ AST	DBL/DBL	PTS	REB	AST	STL	BLK
Alexander	10	4	-	3	-	3	1	4	-	1	3
Baker	1	-	-	-	-	-	-	1	3	3	1
Curry	36	21	3	-	3	3	14	1	24	13	1
Gardner	13	2	-	-	-	-	1	-	3	11	-
Goulbourne	9	2	-	6	-	6	1	4	-	1	1
Hannah	-	-	-	-	-	-	-	-	-	-	-
Jones	46	24	2	1	-	1	21	1	9	16	1
Johnson	2	-	-	-	-	-	-	-	-	-	-
Kotzur	11	2	-	5	-	5	-	6	-	1	3
Kuzmic	8	-	-	17	-	6	-	14	-	2	19
Nedovic	10	4	1	-	-	-	4	-	5	2	-
Nwaelele	33	5	-	1	-	-	3	1	4	6	2
Thompson	12	2	-	-	-	-	3	-	1	11	7



2013-14 REGULAR SEASON FACT SHEET

Quick Overview	Record
Overall Record	29-21
Home	16-9
Road	13-12
vs. West Division	18-15
vs. Rest of NBA D-League	11-6

By Month	Record	Home	Road
November	4-1	4-1	0-0
December	5-5	2-0	3-5
January	6-5	3-3	3-2
February	5-4	2-3	3-1
March	6-6	3-2	3-4
April	3-0	2-0	1-0

By Weekday	Record	Home	Road
Sunday	4-2	2-1	2-1
Monday	1-2	0-1	1-1
Tuesday	6-1	5-0	1-1
Wednesday	1-2	-	1-2
Thursday	2-1	0-1	2-0
Friday	9-5	6-3	3-2
Saturday	6-8	3-3	3-5

In Games	Record
vs. teams .500+ (on day of game)	12-12
vs. sub-.500 teams (on day of game)	17-9
In overtime	1-1
Decided by 3 points or less	5-2



2013-14 REGULAR SEASON FACT SHEET

Warriors Record When ...	Record
They shoot .500 +	11-0
They shoot .450 - .499	13-9
They shoot .449 or less	5-12
They score 100+	23-11
They score 90-99	6-7
They score 89 or less	0-3
They have = or more rebounds	18-11
They have = or more assists	23-3
They have = or more steals	15-11
They have = or more turnovers	15-12
They have = or higher FG%	25-5
Ahead or tied after 1 st Q	19-6
Ahead or tied at the half	21-6
Ahead or tied after 3 rd Q	24-6
They score 19/less in 1 st Q	1-3
They score 30+ in 1 st Q	10-4
They score 50+ in 1 st H	21-14

Warriors Record When ...	Record
Opp. Shoots .500 +	2-7
Opp. Shoots .450 - .499	4-7
Opp. Shoots .449 or less	23-7
Opp. Scores 100+	17-18
Opp. Scores 90-99	10-3
Opp. Scores 89 or less	2-0
Opp. Has more rebounds	11-10
Opp. Has more assists	6-18
Opp. Has more steals	14-10
Opp. Has more turnovers	14-9
Opp. Has a higher FG%	4-16
Behind after 1 st Q	10-15
Behind at the half	8-15
Behind after 3 rd Q	5-15
Opp. Scores 19/less in 1 st Q	6-1
Opp. Scores 30+ in 1 st Q	5-9
Opp. Scores 50+ in 1 st H	12-16



2013-14 REGULAR SEASON TEAM SUPERLATIVES

	Santa Cruz High	Santa Cruz Low	Opponent High	Opponent Low
Team Points in Game	147 (4/21/14 at RGV)	91 (4/27/13 at RGV)	136 (4/19/14 at RGV)	92 (4/13/13 vs. FWN)
1st Quarter Points	41 (4/17/14 vs. RGV)	14 (4/27/13 at RGV)	38 (4/10/14 vs. LAD)	19 (4/13/13 vs. FWN)
2nd Quarter Points	40 (4/12/14 at LAD)	21 (4/26/14 at FWN)	38 (4/26/14 at FWN, 4/21/14 at RGV)	19 (4/10/13 at FWN)
1st Half Points	73 (2x, 4/21/14 at RGV, 4/17/14 vs. RGV)	41 (4/27/13 at RGV)	71 (4/10/14 vs. LAD)	47 (4/13/13 vs. FWN)
3rd Quarter Points	44 (4/12/14 at LAD)	20 (4/19/14 at RV)	37 (4/19/14 at RGV)	17 (4/27/13 at RGV)
4th Quarter Points	42 (4/10/14 vs. LAD)	17 (4/25/13 vs. RGV)	36 (4/19/14 at RGV)	19 (4/13/13 vs. FWN)
2nd Half Points	81 (4/10/14 vs. LAD)	45 (4/25/13 vs. RGV)	73 (4/19/14 at RGV)	45 (4/13/13 vs. FWN)
Largest Margin of Victory	31 (4/17/14 vs. RGV – 135-104)			
Largest Margin of Defeat	23 (4/19/14 at RGV – 136-113)			
Largest Lead	35 (4/17/14 vs. RGV)			
Largest Deficit	31 (4/19/14 at RGV)			
Largest Lead Blown In a Loss	10 (4/25/13 vs. RGV)			
Largest Deficit Overcome In a Win	16 (4/10/14 vs. LAD)			
FG%	57.9% (4/21/14 at RGV)	39.5% (4/27/13 at RGV)	50.0% (4/10/13 at FWN)	37.1% (4/13/13 vs. FWN)
3FG%	47.4% (4/21/14 at RGV)	20.8% (4/27/13 at RGV)	45.8% (4/17/13 at AUS)	21.4% (4/25/13 vs. RGV)
FT%	88.5% (4/17/14 vs. RGV)	57.7% (4/25/13 vs. RGV)	85.7% (4/17/13 at AUS)	58.3% (4/10/14 vs. LAD)
Rebounds	59 (3x, 4/17/14 vs. RGV; 4/12/14 at LAD; 4/13/13 vs. FWN)	38 (4/10/13 at FWN)	57 (4/25/13 vs. RGV)	35 (2x, 4/21/14 at RGV, 4/19/13 vs. AUS)
Offensive Rebounds	21 (4/17/14 vs. RGV)	12 (4/19/14 at RGV)	22 (2x, 4/10/14 vs. LAD, 4/25/13 vs. RGV)	10 (4/13/13 vs. FWN)
Assists	31 (3x, 4/21/14 at RGV, 4/19/14 at RGV, 4/17/14 vs. RGV)	19 (4/26/14 at FWN, 4/27/13 at RGV)	32 (4/19/14 at RGV)	15 (4/17/13 at AUS)
Personal Fouls	28 (2x, 4/19/14 at RGV, 4/25/13 vs. RGV)	17 (4/10/14 vs. LAD)	31 (4/19/13 vs. AUS)	16 (4/19/14 at RGV)
Steals	14 (4/17/14 vs. RGV)	5 (2x, 4/19/14 at RGV, 4/27/13 at RGV)	16 (3x, 4/10/14 vs. LAD, 4/27/13 at RGV, 4/25/13 vs. RGV)	6 (4/21/14 at RGV)
Turnovers	23 (2x, 4/19/14 at RGV, 4/27/13 at RGV)	13 (2x, 4/21/14 at RGV, 4/12/14 at RGV)	21 (4/17/13 at AUS)	8 (4/19/14 at RGV)



2013-14 REGULAR SEASON INDIVIDUAL SUPERLATIVES

	Santa Cruz High	Opponent High
Points	36 (Seth Curry, 11/22/13 vs. AUS)	56 (Manny Harris, 2/8/14 vs. LAD)
Rebounds	24 (Ognjen Kuzmic, 2/23/14 at AUS)	20 (Willie Reed, 2/21/14 vs. SPG)
Offensive Rebounds	12 (Ognjen Kuzmic, 1/25/14 at TEX)	11 (Chris Wright, 1/10/14 vs. MNE)
Assists	13 (Seth Curry, 12/15/13 at LAD)	13 (3x, Jerel McNeal, 3/30/14 vs. BAK; Terrence Williams, 3/22/14 at LAD; Curtis Stinson, 3/14/14 vs. IWA)
Field Goals Made	13 (Seth Curry, 4/4/14 vs. ERI)	20 (Manny Harris, 2/8/14 vs. LAD)
Field Goals Attempted	29 (Cameron Jones, 12/29/13 at BAK)	39 (Manny Harris, 2/8/14 vs. LAD)
3PT Made	6 (5x, Seth Curry, 4/4/14 vs. ERI, 2/11/14 vs. IDA, 12/17/13 vs. LAD; Daniel Nwaelele, 1/25/14 at TEX, 11/30/13 vs. LAD)	8 (2x, Troy Daniels, 1/9/14 vs. RGV – Showcase; James Nunnally, 12/10/13 at BAK)
3PT Attempted	12 (3x, Seth Curry, 3/14/14 at IWA, 2/26/14 at RGV; Kent Bazemore, 2/2/14 vs. BAK)	21 (Troy Daniels, 1/9/14 vs. RGV – Showcase)
Free Throws Made	14 (2x, Cameron Jones, 3/22/14 at LAD; Hilton Armstrong, 1/10/14 vs. MNE)	16 (Ron Howard, 1/6/14 vs. FWN – Showcase)
Free Throws Attempted	19 (Hilton Armstrong, 1/10/14 vs. MNE)	19 (Ron Howard, 1/6/14 vs. FWN – Showcase)
Turnovers	9 (Seth Curry, 11/30/13 vs. LAD)	8 (Brandon Heath, 1/3/4 vs. RNO)
Steals	5 (5x, Cameron Jones, 3/4/14 at RNO, 12/10/13 at BAK; Seth Curry, 2/26 at RGV; Kiwi Gardner, 3/15/14 vs. IWA, 3/21/14 at RNO)	5 (4x, Josh Magette, 3/22/14 at LAD; Renaldo Major, 3/8/14 vs. BAK; Manny Harris, 12/14/13 at LAD; Josiah Turner, 11/30/13 vs. LAD)
Blocks	6 (2x, Dewayne Dedmon, 12/22/13 vs. IDA; Hilton Armstrong, 11/29/13 vs. BAK)	6 (Jamario Moon, 12/14/13 at LAD)










WARRIORS vs. NBA D-LEAGUE

West	18-15
The logo for the Bakersfield Jam, featuring the word 'JAM' in large, bold, blue letters with a red outline, and 'BAKERSFIELD' in smaller blue letters above it.	5-5
The logo for the Idaho Stampede, featuring a stylized grey horse head in profile, facing right, with a red globe behind it, and the words 'IDAHO STAMPEDE' in bold, black letters below.	5-2
The logo for the Los Angeles Defenders, featuring the word 'DEFENDERS' in large, bold, purple letters with a yellow outline, and 'Los Angeles' in smaller yellow letters above it.	4-4
The logo for the Reno Bighorns, featuring a stylized green bighorn sheep head in profile, facing right, with the words 'RENO BIGHORNS' in bold, green letters below.	4-4



WARRIORS vs. NBA D-LEAGUE

Central	8-2
	3-0
	1-1
	1-1
	1-0
 	1-0
	1-0



WARRIORS vs. NBA D-LEAGUE

East	3-4
	0-1
	1-0
	1-0
	0-1
	1-0
	0-2



13 - 14 SEASON

2013-14 NBA D-LEAGUE MAP





2013-14 REGULAR SEASON STARTING LINEUPS

GUARD	GUARD	FORWARD	FORWARD	CENTER	GS	W	L
Curry	Jones	Nwaelele	McGuire	Armstrong	6	2	4
Curry	Jones	Nwaelele	Kotzur	Armstrong	4	2	2
Curry	Jones	Nwaelele	Dedmon	Kotzur	4	3	1
Curry	Jones	Nwaelele	Alexander	Kuzmic	4	4	0
Baker	Jones	Nwaelele	Dedmon	Armstrong	3	1	2
Curry	Nwaelele	Thompson	McGuire	Armstrong	3	1	2
Curry	Jones	Nwaelele	McGuire	Kuzmic	3	2	1
Nedovic	Jones	Nwaelele	Goulbourne	Kuzmic	3	1	2
Curry	Jones	Nwaelele	Dedmon	Armstrong	2	2	0
Curry	Brooks	Bazemore	McGuire	Armstrong	2	2	0
Curry	Nwaelele	Thompson	McGuire	Kuzmic	2	1	1
Nedovic	Jones	Thompson	Alexander	Kuzmic	2	1	1
Curry	Jones	Nwaelele	Buford	Kotzur	1	1	0
Nedovic	Curry	Jones	Dedmon	Armstrong	1	1	0
Nedovic	Curry	Nwaelele	Kotzur	Dedmon	1	0	1
Baker	Jones	Nwaelele	Kotzur	Dedmon	1	1	0
Nedovic	Jones	Nwaelele	Kotzur	Dedmon	1	0	1
Nedovic	Jones	Nwaelele	Dedmon	Kuzmic	1	0	1
Nedovic	Jones	Nwaelele	Dedmon	Armstrong	1	1	0
Machado	Jones	Nwaelele	McGuire	Armstrong	1	1	0
Curry	Jones	Thompson	McGuire	Kuzmic	1	0	1
Nedovic	Curry	Jones	Goulbourne	Kuzmic	1	0	1
Curry	Jones	Nwaelele	Goulbourne	Kuzmic	1	1	0
Curry	Nwaelele	Thompson	Goulbourne	Kuzmic	1	1	0



2013-14 GAME-BY-GAME RECAP

SANTA CRUZ WARRIORS

2013-14 Game-by-Game Recap

Date	Opponent	W/L	Rec	Score	High Scorer	High Rebounder	Assist Leader	Att.
Nov 22	AUSTIN	W	1-0	121-102	Seth Curry 36	Kevin Kotzur 11	Dan Nwaelele 6	2600
Nov 24	AUSTIN	W	2-0	117-103	Nemanja Nedovic 31	Dewayne Dedmon 14	Seth Curry 6	2544
Nov 26	RENO	W	3-0	121-101	Seth Curry 23	Kevin Kotzur 9	Seth Curry 11	2544
Nov 29	BAKERSFIELD	L	3-1	92-107	Cameron Jones 22	Kevin Kotzur 13	Seth Curry 7	2544
Nov 30	LOS ANGELES	W	4-1	122-112	Cameron Jones 27	Kevin Kotzur 11	Seth Curry 9	2300
Dec 6	Reno	L	4-2	122-129	Cameron Jones 23	Cameron Jones 8	Maurice Baker 8	1412
Dec 10	Bakersfield	W	5-2	111-103	Cameron Jones 25	Dewayne Dedmon 15	Seth Curry 8	550
Dec 12	Bakersfield	W	6-2	112-106	Seth Curry 25	Dewayne Dedmon 13	Seth Curry 8	550
Dec 14	Los Angeles	L	6-3	118-124	Dan Nwaelele 23	Cameron Jones 17	Cameron Jones 7	360
Dec 15	Los Angeles	W	7-3	108-105	Cameron Jones 23	Dewayne Dedmon 18	Seth Curry 13	300
Dec 17	LOS ANGELES	W	8-3	*115-114	Seth Curry 29	Dewayne Dedmon 21	Seth Curry 7	2000
Dec 20	Bakersfield	L	8-4	108-123	Seth Curry 27	Dewayne Dedmon 14	Seth Curry 8	550
Dec 22	IDAHO	W	9-4	95-91	Nemanja Nedovic 29	Dewayne Dedmon 18	Cameron Jones 5	2544
Dec 28	Bakersfield	L	9-5	93-115	Cameron Jones 18	Kiwi Gardner 18	Cameron Jones 6	550
Dec 29	Bakersfield	L	9-6	97-100	Cameron Jones 20	Maurice Baker 6	William Buford 6	550
Jan 3	RENO	W	10-6	95-85	Dewayne Dedmon 27	William Buford 6	Dan Nwaelele 4	2544
Jan 4	CANTON	L	10-7	85-104	Dewayne Dedmon 19	Kevin Kotzur 6	Cameron Jones 4	2505
Jan 6	FORT WAYNE	L	10-8	97-101	Dewayne Dedmon 17	Dewayne Dedmon 6	Kiwi Gardner 9	0
Jan 9	Rio Grande Valley	W	11-8	127-115	Dewayne Dedmon 19	Dominic McGuire 12	Maurice Baker 5	0
Jan 10	MAINE	W	12-8	110-103	Hilton Armstrong 12	Seth Curry 7	Scott Machado 4	2544
Jan 18	Idaho	L	12-9	*118-119	Seth Curry 23	Ognjen Kuzmic 16	Scott Machado 7	3329
Jan 21	SIoux FALLS	W	13-9	99-90	William Buford 18	Dominic McGuire 12	Scott Machado 7	2300
Jan 24	Tulsa	W	14-9	102-99	Dan Nwaelele 19	Dan Nwaelele 7	Scott Machado 4	2041
Jan 25	Texas	W	15-9	96-85	Cameron Jones 19	Ognjen Kuzmic 22	Seth Curry 8	6866
Jan 29	Idaho	L	15-10	95-99	Dan Nwaelele 25	Dominic McGuire 12	Seth Curry 4	1996
Jan 31	RENO	L	15-11	96-100	Dominic McGuire 20	Dominic McGuire 12	Seth Curry 7	2300
Feb 1	BAKERSFIELD	W	16-11	110-105	Cameron Jones 19	Joe Alexander 12	Seth Curry 5	2544
Feb 8	LOS ANGELES	L	16-12	107-121	Kent Bazemore 25	Ognjen Kuzmic 14	Scott Machado 5	2537
Feb 10	Los Angeles	W	17-12	121-106	Cameron Jones 26	Dominic McGuire 12	Dominic McGuire 6	246
Feb 11	IDAHO	W	18-12	100-98	Seth Curry 20	Dominic McGuire 14	Cameron Jones 7	2100
Feb 20	SPRINGFIELD	L	18-13	80-94	Seth Curry 28	Joe Alexander 5	Scott Machado 5	
Feb 21	SPRINGFIELD	L	18-14	80-97	Hilton Armstrong 15	Kent Bazemore 5	Seth Curry 5	2100
Feb 23	Austin	W	19-14	123-103	Dominic McGuire 15	Hilton Armstrong 13	Seth Curry 4	2544
Feb 26	Rio Grande Valley	L	19-15	124-138	Seth Curry 21	Dominic McGuire 12	Dominic McGuire 5	2477
Feb 28	Idaho	W	20-15	114-96	Seth Curry 21	Ognjen Kuzmic 24	Seth Curry 5	4330
Mar 1	Idaho	W	21-15	103-95	Joe Alexander 24	Dominic McGuire 12	Kiwi Gardner 6	3651
Mar 3	Reno	L	21-16	97-115	Cameron Jones 21	Ognjen Kuzmic 20	Seth Curry 7	3869
Mar 4	Reno	L	21-17	104-110	Cameron Jones 27	Ognjen Kuzmic 12	Cameron Jones 5	1308
Mar 7	DELAWARE	W	22-17	116-95	Dominic McGuire 14	Ognjen Kuzmic 12	Seth Curry 6	1793
Mar 8	BAKERSFIELD	W	23-17	98-92	Mychel Thompson 14	Ognjen Kuzmic 18	Nemanja Nedovic 7	2544
Mar 12	Idaho	W	24-17	111-110	Cameron Jones 29	Ognjen Kuzmic 11	Mychel Thompson 5	2544
Mar 14	IOWA	W	25-17	129-119	Cameron Jones 20	Joe Alexander 11	Seth Curry 5	2544
Mar 15	IOWA	L	25-18	120-133	Cameron Jones 26	Ognjen Kuzmic 17	Dan Nwaelele 8	2544
Mar 21	Reno	W	26-18	99-95	Cameron Jones 25	Joe Alexander 11	Seth Curry 10	1636
Mar 22	Los Angeles	L	26-19	121-140	Seth Curry 30	Ognjen Kuzmic 11	Nemanja Nedovic 5	400
Mar 29	Los Angeles	L	26-20	113-121	Nemanja Nedovic 22	Lance Goulbourne 11	Cameron Jones 7	400
Mar 30	BAKERSFIELD	L	26-21	109-115	Cameron Jones 26	Lance Goulbourne 11	Nemanja Nedovic 7	2544
Apr 1	BAKERSFIELD	W	27-21	102-100	Cameron Jones 31	Lance Goulbourne 12	Nemanja Nedovic 5	2544
Apr 4	ERIE	W	28-21	123-109	Lance Goulbourne 28	Lance Goulbourne 19	Kiwi Gardner 7	2544
Apr 5	Reno	W	29-21	109-95	Nemanja Nedovic 25	Ognjen Kuzmic 15	Seth Curry 6	3014
					Mychel Thompson 22	Kevin Kotzur 7	Maurice Baker 7	

CAPS indicate home game

*indicates overtime

Source: minors.stats.com



2013-14 NBA D-LEAGUE STATISTICAL LEADERS

SCORING AVERAGE	G	PTS	Avg
1. Kevin Murphy, Idaho	34	868	25.5
2. Robert Covington, Rio Grande Valley	42	975	23.2
3. Devin Ebanks, TEX-SPG	45	1036	23.0
4. Frank Gaines, Maine	48	1076	22.4
5. P.J. Hairston, Texas	26	566	21.8
6. Flip Murray, Austin	46	1001	21.8
7. Troy Daniels, Rio Grande Valley	48	1032	21.5
8. Othyus Jeffers, Iowa	44	920	20.9
9. Ron Howard, Fort Wayne	49	1005	20.5
10. Terrence Williams, Los Angeles	32	656	20.5
11. Tony Mitchell, Fort Wayne	30	605	20.2
12. Chris Wright, Maine	41	810	19.8
13. Seth Curry, Santa Cruz	38	747	19.7
14. Cameron Jones, Santa Cruz	49	953	19.4
15. Justin Hamilton, Sioux Falls	39	750	19.2
16. Tiny Gallon, Delaware	34	643	18.9
REBOUNDS PER GAME	G	REB	Avg
1. Ognjen Kuzmic, Santa Cruz	28	328	11.7
2. Dominic McGuire, SCW-TUL	31	321	10.4
3. Arinze Onuaku, Canton	32	322	10.1
4. Othyus Jeffers, Iowa	44	435	9.9
5. Willie Reed, SPG-RNO	49	484	9.9
6. Ike Diogu, Bakersfield	42	411	9.8
7. Justin Hamilton, Sioux Falls	39	362	9.3
8. Robert Covington, Rio Grande Valley	42	385	9.2
MINUTES PER GAME	G	MIN	Avg
1. Dee Bost, Idaho	50	2025	40.5
2. DeAndre Liggins, Sioux Falls	42	1675	39.9
3. Flip Murray, Austin	46	1781	38.7
4. Tre Kelley, AUS-SXF	44	1656	37.6
5. Othyus Jeffers, Iowa	44	1652	37.5
6. Scott Suggs, Erie	47	1728	36.8
7. Devin Ebanks, TEX-SPG	45	1645	36.6
8. Mario Little, Tulsa	50	1810	36.2
ASSISTS PER GAME	G	AST	Avg
1. Lewis Jackson, Erie	36	321	8.9
2. Dee Bost, Idaho	50	418	8.4
3. Curtis Stinson, Iowa	28	199	7.1
4. Gary Talton, Rio Grande Valley	48	339	7.1
5. Larry Drew II, Sioux Falls	41	287	7.0
6. Josh Magette, Los Angeles	50	347	6.9
7. Mickey McConnell, Texas	50	322	6.4
8. Terrence Williams, Los Angeles	32	204	6.4



2013-14 NBA D-LEAGUE STATISTICAL LEADERS continued

STEALS PER GAME	G	ST	Avg
1. DeAndre Liggins, Sioux Falls	42	109	2.6
2. Robert Covington, Rio Grande Valley	42	101	2.4
3. Othyus Jeffers, Iowa	44	95	2.2
4. Dee Bost, Idaho	50	104	2.1
5. Josh Mageotte, Los Angeles	50	96	1.9
6. Damian Saunders, Delaware	43	80	1.9
7. Mustafa Shakur, ERI-TUL	40	72	1.8
8. Courtney Fells, Austin	47	81	1.7

FIELD GOAL PERCENTAGE	FGM	FGA	Pct
1. Dallas Lauderdale, Idaho	135	200	0.675
2. Arinze Onuaku, Canton	187	298	0.628
3. Melvin Ely, Texas	252	416	0.606
4. Kevin Kotzur, Santa Cruz	122	205	0.595
5. Willie Reed, SPG-RNO	305	513	0.595
6. Mickell Gladness, Reno	130	224	0.580
7. Tiny Gallon, Delaware	262	466	0.562
8. Augustus Gilchrist, Iowa	137	245	0.559

FREE THROW PERCENTAGE	FTM	FTA	Pct
1. Patrick Christopher, Iowa	117	132	0.886
2. Jamaal Franklin, Fort Wayne	81	92	0.880
3. P.J. Hairston, Texas	127	146	0.870
4. Tajuan Porter, RNO-SXF	86	99	0.869
5. Trey McKinney Jones, Fort Wayne	132	154	0.857
6. Seth Curry, Santa Cruz	110	129	0.853
7. Kevin Murphy, Idaho	183	215	0.851
8. Cameron Jones, Santa Cruz	204	240	0.850

3 POINT FIELD GOAL PERCENTAGE	3PM	3PA	Pct
1. Sammy Yeager, Texas	25	47	0.532
2. Booker Woodfox, Texas	97	207	0.469
3. Andre Ingram, Los Angeles	72	161	0.447
4. Patrick Christopher, Iowa	79	177	0.446
5. C.J. Williams, Los Angeles	97	220	0.441
6. Tre Kelley, AUS-SXF	96	219	0.438
7. Sundiata Gaines, Reno	30	69	0.435
8. Gideon Gamble, Los Angeles	16	37	0.432

BLOCKED SHOTS PER GAME	G	BS	Avg
1. Dallas Lauderdale, Idaho	39	119	3.1
2. Ty Walker, MNE-ERI	43	98	2.3
3. Dexter Pittman, Austin	28	63	2.3
4. Justin Hamilton, Sioux Falls	39	79	2.0
5. Travis Hyman, Los Angeles	42	83	2.0
6. Mickell Gladness, Reno	38	75	2.0
7. Zeke Marshall, Maine	40	68	1.7
8. Willie Reed, SPG-RNO	49	81	1.7

Source: minors.stats.com



2014 NBA D-LEAGUE ALL-STAR GAME

Hilton Armstrong, Seth Curry and Cameron Jones represented the Santa Cruz Warriors at the 2014 NBA D-League All-Star Game in New Orleans. Dewayne Dedmon was also an initial selection.



Hilton Armstrong

Futures: 10 points, 8 rebounds



Cameron Jones

Prospects: 14 points, 7 assists



Seth Curry

Prospects: 10 points, 7 assists



ALL-NBA D-LEAGUE TEAMS



Hilton Armstrong

All-NBA D-League Second Team and All NBA D-League Defensive Second Team



Seth Curry

All-NBA D-League Third Team and All-NBA D-League Rookie First Team



Cameron Jones

All-NBA D-League Honorable Mention



ALL-NBA D-LEAGUE SHOWCASE TEAMS



Seth Curry
All-NBA D-League
Showcase Second Team



Dewayne Dedmon
All-NBA D-League
Showcase Second Team




Hilton Armstrong
Honorable Mention
All-NBA D-League
Showcase accolades



Cameron Jones
Honorable Mention All-NBA
D-League Showcase



2014 NBA D-LEAGUE POSTSEASON



2014 NBA D-League Finals Game 1 vs. Fort Wayne Mad Ants
April 24, 2014



2014 NBA D-LEAGUE POSTSEASON BRACKET



2014 POSTSEASON GAME-BY-GAME RECAP

SANTA CRUZ WARRIORS

2014 Postseason Game-by-Game Recap

Date	Opponent	W/L	Rec	Score	High Scorer	High Rebounder	Assist Leader	Att.
Apr 10	LOS ANGELES	W	1-0	140-127	Seth Curry 44	Lance Goulbourne 18	Seth Curry 7	2000
Apr 12	Los Angeles	W	2-0	138-126	Cameron Jones 33	Ognjen Kuzmic 18	Dan Nwaelele 5	400
Apr 17	RIO GRANDE VALLEY	W	3-0	135-104	Cameron Jones 24	Ognjen Kuzmic 18	Lance Goulbourne 5	2544
Apr 19	Rio Grande Valley	L	3-1	113-136	Mychel Thompson 22	Kevin Kotzur 10	Cameron Jones 8	4670
Apr 21	Rio Grande Valley	W	4-1	147-128	Lance Goulbourne 29	Lance Goulbourne 14	Kiwi Gardner 8	4123
Apr 24	FORT WAYNE	L	4-2	92-102	Cameron Jones 24	Lance Goulbourne 11	Seth Curry 3	2544
Apr 26	Fort Wayne	L	4-3	113-119	Seth Curry 29	Lance Goulbourne 14	Kiwi Gardner 3	4719
							Cameron Jones 6	

CAPS indicate home game
*indicates overtime

Source: minors.stats.com



2014 POSTSEASON ASSIGNMENTS

	Assigned	Recalled	Gm	Min	FG	3FG	FT	OR-DR-TR	AST	PF	STL	TO	BS	PTS
Ognjen Kuzmic	3/21/14 4/17/14	4/14/14 4/18/14	3	25.7	.771	.000	.778	6.7-8.7-15.3	1.7	3.0	0.3	1.0	1.3	20.3
Nemanja Nedovic	3/19/14	4/14/14	2	23.5	.333	.333	1.00	0.5-2.0-2.5	4.0	0.5	1.0	1.0	0.0	6.0



2014 POSTSEASON GAME LEADERSHIP (includes ties)

Player	10+	20+	30+	10+ REB	10+ AST	DBL/DBL	PTS	REB	AST	STL	BLK
Alexander	2	-	-	-	-	-	-	-	-	-	2
Baker	-	-	-	-	-	-	-	-	-	-	-
Curry	6	5	1	-	-	-	2	-	3	2	-
Gardner	1	-	-	-	-	-	-	-	2	2	1
Goulbourne	6	2	-	6	-	6	1	4	2	2	2
Hannah	1	-	-	-	-	-	-	-	-	-	-
Jones	7	6	2	-	-	-	3	-	2	2	-
Johnson	-	-	-	-	-	-	-	-	-	2	2
Kotzur	2	-	-	2	-	2	-	1	-	1	1
Kuzmic	3	2	-	3	-	3	-	2	-	-	1
Nedovic	1	-	-	-	-	-	-	-	-	1	-
Nwaelele	6	1	-	-	-	-	-	-	1	1	1
Thompson	6	2	-	-	-	-	1	-	-	2	3

2014 POSTSEASON STARTING LINEUPS

GUARD

Curry
Curry

GUARD

Jones
Jones

FORWARD

Nwaelele
Nwaelele

FORWARD

Goulbourne
Goulbourne

CENTER

Kuzmic
Kotzur

GS

3
4

W

3
1

L

0
3



2014 POSTSEASON TEAM COMPARISONS

TEAM	POINTS PER GAME		FIELD GOAL PERCENTAGE		TURNOVERS PER GAME		REBOUND -- PERCENTAGES --		
	OWN	OPP	OWN	OPP	OWN	OPP	OFF	DEF	TOT
CTN	93.0	92.3*	.488	.444	23.3	11.7	.363*	.864*	.639*
FWN	112.0	103.8	.475	.435	16.5	19.3	.358	.723	.539
IWA	135.3*	139.7	.513*	.482	14.7	13.7	.254	.709	.497
LAD	126.5	139.0	.467	.543	13.5*	16.5	.325	.667	.469
RNO	94.5	106.0	.447	.435*	24.5	12.5	.295	.619	.474
RGV	131.2	133.5	.463	.519	14.3	15.8	.287	.692	.472
SCW	125.4	120.3	.490	.454	16.1	15.0	.342	.677	.523
SXF	101.2	103.6	.462	.511	14.6	22.2*	.164	.667	.396

* - INDICATES LEAGUE LEADER



2014 POSTSEASON FACT SHEET

Quick Overview	Record
Overall Record	4-3
Home	2-1
Road	2-2
In overtime	-
Decided by 3 points or less	-

By Weekday	Record	Home	Road
Sunday	-	-	-
Monday	1-0	-	1-0
Tuesday	-	-	-
Wednesday	-	-	-
Thursday	2-1	2-1	-
Friday	-	-	-
Saturday	1-2	-	1-2

**2014 POSTSEASON FACT SHEET**

Warriors Record When ...	Record
They shoot .500 +	4-0
They shoot .450 - .499	0-1
They shoot .449 or less	0-2
They score 100+	4-2
They score 90-99	0-1
They score 89 or less	-
They have = or more rebounds	4-2
They have = or more assists	4-0
They have = or more steals	2-1
They have = or more turnovers	2-2
They have = or higher FG%	4-1
Ahead or tied after 1 st Q	2-2
Ahead or tied at the half	3-0
Ahead or tied after 3 rd Q	3-0
They score 19/less in 1 st Q	-
They score 30+ in 1 st Q	3-0
They score 50+ in 1 st H	4-2

Warriors Record When ...	Record
Opp. Shoots .500 +	-
Opp. Shoots .450 - .499	1-2
Opp. Shoots .449 or less	3-1
Opp. Scores 100+	4-3
Opp. Scores 90-99	-
Opp. Scores 89 or less	-
Opp. Has more rebounds	0-1
Opp. Has more assists	0-3
Opp. Has more steals	2-2
Opp. Has more turnovers	2-1
Opp. Has a higher FG%	0-2
Behind after 1 st Q	2-1
Behind at the half	1-3
Behind after 3 rd Q	1-3
Opp. Scores 19/less in 1 st Q	-
Opp. Scores 30+ in 1 st Q	2-1
Opp. Scores 50+ in 1 st H	4-3



2014 POSTSEASON STATISTICAL LEADERS

SCORING AVERAGE

	G	PTS	Avg
1. Isaiah Canaan, Rio Grande Valley	4	138	34.5
2. Patrick Christopher, Iowa	3	101	33.7
3. Darius Morris, Rio Grande Valley	6	180	30.0
4. Brandon Costner, Los Angeles	2	57	28.5
5. Troy Daniels, Rio Grande Valley	2	56	28.0
6. Cameron Jones, Santa Cruz	7	178	25.4
7. Seth Curry, Santa Cruz	7	172	24.6
8. Curtis Stinson, Iowa	3	71	23.7
9. Austin Freeman, Iowa	3	68	22.7
10. Tony Mitchell, Fort Wayne	6	135	22.5
11. Terrence Williams, Los Angeles	2	44	22.0
12. Ognjen Kuzmic, Santa Cruz	3	61	20.3
13. Larry Owens, Iowa	3	58	19.3
14. Ron Howard, Fort Wayne	6	115	19.2
15. Robert Covington, Rio Grande Valley	6	105	17.5
16. Shane Edwards, Canton	3	52	17.3

REBOUNDS PER GAME

	G	REB	Avg
1. Ognjen Kuzmic, Santa Cruz	3	46	15.3
2. Arinze Onuaku, Canton	3	45	15.0
3. Lance Goulbourne, Santa Cruz	7	93	13.3
4. Shawne Williams, Los Angeles	2	20	10.0
5. Sadiel Rojas, Fort Wayne	6	56	9.3
6. Tony Bishop, Rio Grande Valley	6	53	8.8
7. Robert Covington, Rio Grande Valley	6	52	8.7
8. Brandon Costner, Los Angeles	2	17	8.5

MINUTES PER GAME

	G	MIN	Avg
1. Patrick Christopher, Iowa	3	141	47.0
2. Curtis Stinson, Iowa	3	132	44.0
3. Troy Daniels, Rio Grande Valley	2	84	42.0
4. Larry Owens, Iowa	3	122	40.7
5. Tre Kelley, Sioux Falls	5	202	40.4
6. Sadiel Rojas, Fort Wayne	6	241	40.2
7. Cameron Jones, Santa Cruz	7	279	39.9
8. Isaiah Canaan, Rio Grande Valley	4	157	39.3

ASSISTS PER GAME

	G	AST	Avg
1. Darius Morris, Rio Grande Valley	6	61	10.2
2. Will Cherry, Canton	3	25	8.3
3. Curtis Stinson, Iowa	3	24	8.0
4. Tre Kelley, Sioux Falls	5	36	7.2
5. Matt Bouldin, Fort Wayne	6	36	6.0
6. Josh Magette, Los Angeles	2	12	6.0
7. Walker Russell Jr., Reno	2	12	6.0
8. Isaiah Canaan, Rio Grande Valley	4	22	5.5



2014 POSTSEASON STATISTICAL LEADERS continued

STEALS PER GAME	G	ST	Avg
1. DeQuan Jones, Reno	1	3	3.0
2. Elijah Millsap, Los Angeles	2	6	3.0
3. Sadiel Rojas, Fort Wayne	6	18	3.0
4. Robert Covington, Rio Grande Valley	6	16	2.7
5. DeAndre Liggins, Sioux Falls	5	13	2.6
6. Ron Howard, Fort Wayne	6	15	2.5
7. Josh Magette, Los Angeles	2	5	2.5
8. Matt Bouldin, Fort Wayne	6	14	2.3

FIELD GOAL PERCENTAGE	FGM	FGA	Pct
1. Trent Lockett, Reno	8	10	0.800
2. Ognjen Kuzmic, Santa Cruz	27	35	0.771
3. Olek Czyz, Canton	10	13	0.769
4. Jamelle Hagins, Rio Grande Valley	19	29	0.655
5. Willie Reed, Reno	9	14	0.643
6. Anthony Mason Jr., Sioux Falls	27	45	0.600
7. William Frisby, Fort Wayne	25	42	0.595
8. Dario Hunt, Rio Grande Valley	33	56	0.589

FREE THROW PERCENTAGE	FTM	FTA	Pct
1. Chris Allen, Sioux Falls	5	5	1.000
2. Mo Charlo, Reno	9	9	1.000
3. Patrick Christopher, Iowa	7	7	1.000
4. Trent Lockett, Reno	7	7	1.000
5. K.C. Rivers, Reno	8	8	1.000
6. C.J. Williams, Los Angeles	6	6	1.000
7. Troy Daniels, Rio Grande Valley	17	18	0.944
8. Antoine Agudio, Canton	11	12	0.917

3 POINT FIELD GOAL PERCENTAGE	3PM	3PA	Pct
1. Karron Johnson, Santa Cruz	2	3	0.667
2. Josh Magette, Los Angeles	3	5	0.600
3. Scotty Hopson, Canton	5	10	0.500
4. Andre Ingram, Los Angeles	5	10	0.500
5. DeAndre Liggins, Sioux Falls	14	29	0.483
6. Patrick Christopher, Iowa	12	25	0.480
7. Cameron Jones, Santa Cruz	10	21	0.476
8. Darius Morris, Rio Grande Valley	18	38	0.474

BLOCKED SHOTS PER GAME	G	BS	Avg
1. Kyrylo Fesenko, Canton	2	7	3.5
2. Brandon Costner, Los Angeles	2	5	2.5
3. Willie Reed, Reno	2	4	2.0
4. Jamelle Hagins, Rio Grande Valley	6	11	1.8
5. Anthony Mason Jr., Sioux Falls	5	8	1.6
6. Tony Bishop, Rio Grande Valley	6	9	1.5
7. William Frisby, Fort Wayne	6	9	1.5
8. Dario Hunt, Rio Grande Valley	6	9	1.5



ALL-TIME POSTSEASON TEAM SUPERLATIVES

	Santa Cruz High	Santa Cruz Low	Opponent High	Opponent Low
Team Points in Game	147 (4/21/14 at RGV)	91 (4/27/13 at RGV)	136 (4/19/14 at RGV)	92 (4/13/13 vs. FWN)
1st Quarter Points	41 (4/17/14 vs. RGV)	14 (4/27/13 at RGV)	38 (4/10/14 vs. LAD)	19 (4/13/13 vs. FWN)
2nd Quarter Points	40 (4/12/14 at LAD)	21 (4/26/14 at FWN)	38 (4/26/14 at FWN, 4/21/14 at RGV)	19 (4/10/13 at FWN)
1st Half Points	73 (2x, 4/21/14 at RGV, 4/17/14 vs. RGV)	41 (4/27/13 at RGV)	71 (4/10/14 vs. LAD)	47 (4/13/13 vs. FWN)
3rd Quarter Points	44 (4/12/14 at LAD)	20 (4/19/14 at RV)	37 (4/19/14 at RGV)	17 (4/27/13 at RGV)
4th Quarter Points	42 (4/10/14 vs. LAD)	17 (4/25/13 vs. RGV)	36 (4/19/14 at RGV)	19 (4/13/13 vs. FWN)
2nd Half Points	81 (4/10/14 vs. LAD)	45 (4/25/13 vs. RGV)	73 (4/19/14 at RGV)	45 (4/13/13 vs. FWN)
Largest Margin of Victory	31 (4/17/14 vs. RGV – 135-104)			
Largest Margin of Defeat	23 (4/19/14 at RGV – 136-113)			
Largest Lead	35 (4/17/14 vs. RGV)			
Largest Deficit	31 (4/19/14 at RGV)			
Largest Lead Blown In a Loss	10 (4/25/13 vs. RGV)			
Largest Deficit Overcome In a Win	16 (4/10/14 vs. LAD)			
FG%	57.9% (4/21/14 at RGV)	39.5% (4/27/13 at RGV)	50.0% (4/10/13 at FWN)	37.1% (4/13/13 vs. FWN)
3FG%	47.4% (4/21/14 at RGV)	20.8% (4/27/13 at RGV)	45.8% (4/17/13 at AUS)	21.4% (4/25/13 vs. RGV)
FT%	88.5% (4/17/14 vs. RGV)	57.7% (4/25/13 vs. RGV)	85.7% (4/17/13 at AUS)	58.3% (4/10/14 vs. LAD)
Rebounds	59 (3x, 4/17/14 vs. RGV; 4/12/14 at LAD; 4/13/13 vs. FWN)	38 (4/10/13 at FWN)	57 (4/25/13 vs. RGV)	35 (2x, 4/21/14 at RGV, 4/19/13 vs. AUS)
Offensive Rebounds	21 (4/17/14 vs. RGV)	12 (4/19/14 at RGV)	22 (2x, 4/10/14 vs. LAD, 4/25/13 vs. RGV)	10 (4/13/13 vs. FWN)
Assists	31 (3x, 4/21/14 at RGV, 4/19/14 at RGV, 4/17/14 vs. RGV)	19 (4/26/14 at FWN, 4/27/13 at RGV)	32 (4/19/14 at RGV)	15 (4/17/13 at AUS)
Personal Fouls	28 (2x, 4/19/14 at RGV, 4/25/13 vs. RGV)	17 (4/10/14 vs. LAD)	31 (4/19/13 vs. AUS)	16 (4/19/14 at RGV)
Steals	14 (4/17/14 vs. RGV)	5 (2x, 4/19/14 at RGV, 4/27/13 at RGV)	16 (3x, 4/10/14 vs. LAD, 4/27/13 at RGV, 4/25/13 vs. RGV)	6 (4/21/14 at RGV)
Turnovers	23 (2x, 4/19/14 at RGV, 4/27/13 at RGV)	13 (2x, 4/21/14 at RGV, 4/12/14 at LAD)	21 (4/17/13 at AUS)	8 (4/19/14 at RGV)
Blocks	9 (4/17/14 vs. RGV)	2 (4/21/14 at RGV)	11 (4/19/14 at RGV)	1 (4/26/14 at FWN)



ALL-TIME POSTSEASON INDIVIDUAL SUPERLATIVES

	Santa Cruz High	Opponent High
Points	44 (Seth Curry, 4/10/14 vs. LAD)	43 (Isaiah Canaan, 4/19/14 at RGV)
Rebounds	18 (3x, Ognjen Kuzmic, 4/17/14 vs. RGV, 4/12/14 at LAD; Lance Goulbourne, 4/10/14 vs. LAD)	16 (JaMychal Green, 4/17/13 at AUS)
Offensive Rebounds	7 (4x, Ognjen Kuzmic, 4/17/14 vs. RGV, 4/10/14 vs. LAD; Daniel Nwaelele, 4/17/14 vs. RGV; Travis Leslic, 4/27/13 at RGV)	8 (JaMychal Green, 4/17/13 at AUS)
Assists	8 (6x, Seth Curry, 4/21/14 at RGV; Cameron Jones, 4/19/14 at RGV, 4/17/14 vs. RGV; Kiwi Gardner, 4/19/14 at RGV; Darington Hobson, 4/19/13 vs. AUS, 4/13/13 vs. FWN)	10 (2x, Darius Morris, 4/19/14 at RGV; Touré Murry, 4/25/13 vs. RGV)
Field Goals Made	15 (Seth Curry, 4/10/14 vs. LAD)	15 (Tony Mitchell, 4/10/13 at FWN)
Field Goals Attempted	22 (Cameron Jones, 4/12/14 at LAD)	31 (Tony Mitchell, 4/10/13 at FWN)
3PT Made	9 (Seth Curry, 4/10/14 vs. LAD)	8 (Isaiah Canaan, 2x, 4/21/14 at RGV, 4/19/14 at RGV)
3PT Attempted	14 (Seth Curry, 4/26/14 at FWN, 4/10/14 vs. LAD)	17 (Isaiah Canaan, 4/19/14 at RGV)
Free Throws Made	12 (Jeremy Tyler, 4/10/13 at FWN)	12 (Ron Howard, 4/10/13 at FWN)
Free Throws Attempted	15 (Jeremy Tyler, 4/10/13 at FWN)	13 (Ron Howard, 4/10/13 at FWN)
Turnovers	8 (Kiwi Gardner, 4/19/14 at RGV)	8 (Touré Murry, 4/25/13 vs. RGV)
Steals	5 (2x, Mychel Thompson, 4/17/14 vs. RGV; Steffon Hannah, 4/25/13 vs. RGV)	6 (Touré Murry, 4/25/13 vs. RGV)
Blocks	4 (Lance Goulbourne, 4/17/14 vs. RGV)	4 (5x, Will Frisby, 4/24/14 vs. FWN; Tony Bishop, 4/21/14 at RGV; Dario Hunt, 4/19/14 at RGV; Glen Rice Jr., 4/25/13 vs. RGV; Anthony Richardson, 4/13/13 vs. FWN)



12 - 13 SEASON

Inaugural Season

2012 - 2013



2012 INAUGURAL SEASON 2013



RECORD BREAKING SEASON

Most Defensive Rebounds, NBA D-League (since 2005-06)	
2012-13 Santa Cruz Warriors	1730
2012-13 Austin Toros	1695
2012-13 Rio Grande Valley Vipers	1687

2012-13 Santa Cruz Warriors	1730
2012-13 Austin Toros	1695
2012-13 Rio Grande Valley Vipers	1687

Most Total Rebounds, NBA D-League (since 2005-06)	
2012-13 Santa Cruz Warriors	2424
2012-13 Fort Wayne Mad Ants	2410
2012-13 Austin Toros	2402

2012-13 Santa Cruz Warriors	2424
2012-13 Fort Wayne Mad Ants	2410
2012-13 Austin Toros	2402

Lowest Opponent FG%, NBA D-League (since 2005-06)	
2012-13 Santa Cruz Warriors	408
2007-08 Los Angeles D-Fenders	436
2012-13 Bakersfield Jam	436

2012-13 Santa Cruz Warriors	408
2007-08 Los Angeles D-Fenders	436
2012-13 Bakersfield Jam	436

Source: NBA D-League



2012-13 NBA D-LEAGUE REGULAR SEASON STANDINGS

Central Division	HOME		AWAY		Pc t	Gb	Last 5	Streak
	W	L	W	L				
y-Rio Grande Valley Vipers	35	-15	20	-5	0.700	0.0	5-0	WON 10
x-Austin Toros	27	-23	15	-10	0.540	8.0	2-3	LOST 2
x-Tulsa 66ers	27	-23	16	-9	0.540	8.0	2-3	WON 1
Sioux Falls Skyforce	25	-25	13	-12	0.500	10.0	1-4	LOST 2
Texas Legends	21	-29	13	-12	0.420	14.0	2-3	WON 2
Iowa Energy	14	-36	10	-15	0.280	21.0	3-2	WON 3

East Division	HOME		AWAY		Pct	Gb	Last 5	Streak
	W	L	W	L				
y-Canton Charge	30	-20	16	-9	0.600	0.0	3-2	WON 2
x-Fort Wayne Mad Ants	27	-23	16	-9	0.540	3.0	4-1	LOST 1
x-Maine Red Claws	26	-24	14	-11	0.520	4.0	3-2	LOST 1
Erie BayHawks	26	-24	14	-11	0.520	4.0	3-2	WON 1
Springfield Armor	18	-32	12	-13	0.360	12.0	0-5	LOST 5

West Division	HOME		AWAY		Pct	Gb	Last 5	Streak
	W	L	W	L				
y-Bakersfield Jam	36	-14	22	-3	0.720	0.0	4-1	WON 3
x-Santa Cruz Warriors	32	-18	19	-6	0.640	4.0	1-4	LOST 3
Los Angeles D-Fenders	21	-29	14	-11	0.420	15.0	2-3	LOST 2
Idaho Stampede	19	-31	10	-15	0.380	17.0	4-1	WON 3
Reno Bighorns	16	-34	11	-13	0.320	20.0	1-4	LOST 2

x - Clinched Playoff Berth; y - Clinched Division

TEAM COMPARISONS

TEAM	POINTS		FIELD GOAL		TURNOVERS		REBOUND		
	OWN	OPP	OWN	OPP	OWN	OPP	OFF	DEF	TO T
AUS	102.3	99.8	.467	.437	17.2	15.0	.321	.729	.531
BAK	106.3	101.6	.439	.436	16.9	17.3	.295	.732*	.511
CAN	99.1	96.0*	.452	.438	16.8	14.6	.310	.726	.523
ERI	99.4	99.4	.441	.442	15.6	15.4	.286	.694	.492
FRT	104.1	101.5	.434	.440	15.2*	17.3	.323*	.706	.509
IDA	100.1	102.3	.427	.461	16.3	17.2	.305	.729	.506
IOW	99.6	103.9	.435	.462	15.2	16.3	.286	.695	.484
LOS	100.4	103.3	.455	.441	16.2	17.5	.258	.673	.470
MAI	103.0	104.1	.445	.456	16.3	17.0	.302	.665	.485
REN	100.0	105.0	.438	.463	16.0	16.0	.259	.700	.478
RIO	112.4*	105.3	.473*	.440	17.4	17.6*	.304	.703	.511
SAN	98.8	96.8	.442	.408*	18.7	17.1	.305	.718	.517
SFL	99.6	101.4	.453	.446	17.8	16.9	.280	.705	.496
SPR	101.7	104.3	.440	.454	16.2	15.8	.321	.677	.494
TEX	99.0	100.8	.422	.449	15.9	17.4	.282	.690	.481
TUL	97.2	97.4	.460	.452	16.4	15.7	.305	.713	.510

* - INDICATES LEAGUE LEADER

Source: minors.stats.com



2012-13 REGULAR SEASON ASSIGNMENTS

	Assigned	Recalled	Gm.	Min.	FG%	3FG%	FT%	OR-DR-TR	APG	PF	SPG	TO	BS	PTS
Kent Bazemore	11/30/12	12/1/12	5	34.0	.488	.407	.750	1.4-6.2-7.6	2.8	3.2	4.4	3.6	1.0	21.6
	12/23/12	12/24/12												
	12/27/12	12/28/12												
	12/31/12	1/2/13												
	3/12/13	3/13/13												
Jeremy Tyler	12/2/12	12/3/12	5	30.0	.485	.000	.688	3.6-4.4-8.0	1.2	3.6	0.8	4.4	0.0	15.0
	12/23/12	12/24/12												
	12/27/12	12/28/12												
	12/31/12	1/2/13												
	1/20/13	1/21/13												
Malcolm Thomas	3/12/13	3/13/13	1	39.0	.500	.000	.000	5.0-10.0-15.0	4.0	3.0	1.0	4.0	1.0	8.0

2012-13 REGULAR SEASON GAME LEADERSHIP (includes ties)

Player	10+	20+	30+	10+ REB	10+ AST	DBL/DBL	PTS	REB	AST
Armstrong	24	3	1	8	-	8	5	7	-
Baker	10	1	-	-	-	-	1	3	10
Bazemore	5	3	-	1	-	1	4	-	-
Gladness	10	5	1	4	-	2	2	7	-
Goulbourne	9	-	-	3	-	1	-	3	-
Griffin	27	4	-	7	-	6	6	11	4
Hannah	33	13	-	1	4	3	11	1	26
Hobson	16	1	-	5	1	2	3	8	12
Jones	37	4	1	1	-	1	6	-	4
Leslie	27	11	2	5	-	5	12	6	3
Machado	1	1	-	-	-	-	-	-	1
Nwaelele	9	2	-	-	-	-	1	-	-
Tyler	10	4	1	4	-	3	5	5	-



2012-13 REGULAR SEASON FACT SHEET

Quick Overview	Record
Overall Record	32-18
Home	19-6
Away	13-12
vs. West Division	16-11
vs. Rest of NBA D-League	16-7

By Month	Record	Home	Away
November	1-0	-	1-0
December	7-2	3-0	4-2
January	7-7	5-2	-5
February	7-3	4-0	-3
March	10-3	7-3	3-0
April	0-3	0-1	-2

By Day	Record	Home	Away
Sunday	4-1	3-0	1-1
Monday	1-2	1-1	0-1
Tuesday	3-3	3-1	0-2
Wednesday	3-1	2-1	1-0
Thursday	2-3	1-0	1-3
Friday	10-4	5-2	5-2
Saturday	9-4	4-1	4-3

In Games	Record
vs. teams .500+ (on day of game)	13-7
vs. sub-.500 teams (on day of game)	19-11
In overtime	1-0
Decided by 3 points or less	4-1



2012-13 REGULAR SEASON FACT SHEET

Warriors Record When ...	Record
They shoot .500 +	9-0
They shoot .450 - .499	11-6
They shoot .449 or less	12-12
They score 100+	18-6
They score 90-99	10-6
They score 89 or less	4-6
They have = or more rebounds	25-9
They have = or more assists	25-6
They have = or more steals	21-4
They have = or more turnovers	15-14
They have = or higher FG%	27-6
Ahead or tied after 1 st Q	23-5
Ahead or tied at the half	23-5
Ahead or tied after 3 rd Q	24-4
They score 19/less in 1 st Q	4-7
They score 30+ in 1 st Q	10-3
They score 50+ in 1 st H	19-9

Warriors Record When ...	Record
Opp. Shoots .500 +	0-3
Opp. Shoots .450 - .499	5-6
Opp. Shoots .449 or less	27-9
Opp. Scores 100+	9-15
Opp. Scores 90-99	11-3
Opp. Scores 89 or less	12-0
Opp. Has more rebounds	7-9
Opp. Has more assists	7-12
Opp. Has more steals	11-14
Opp. Has more turnovers	17-4
Opp. Has a higher FG%	5-12
Behind after 1 st Q	9-13
Behind at the half	9-13
Behind after 3 rd Q	8-14
Opp. Scores 19/less in 1 st Q	8-1
Opp. Scores 30+ in 1 st Q	4-9
Opp. Scores 50+ in 1 st H	12-9



2012-13 REGULAR SEASON TEAM SUPERLATIVES

	Santa Cruz High	Santa Cruz Low	Opponent High	Opponent Low
Team Points in Game	130 (3/2/13 vs. RGV)	78 (1/8/13 vs. AUS)	131 (3/1/13 vs. RGV)	64 (3/8/13 vs. SXF)
1st Quarter Points	40 (2x, 3/2/13 vs. RGV, 2/23/13 vs. MNE)	15 (2/9/13 at IDA)	41 (3/1/13 vs. RGV)	13 (3/30/13 at LAD)
2nd Quarter Points	36 (11/30/12 at RNO)	12 (3/25/13 vs. IDA)	37 (2/20/13 vs. LAD)	10 (12/7/12 at LAD)
1st Half Points	69 (2/23/13 vs. MNE)	32 (2/10/13 at IDA)	73 (3/1/13 vs. RGV)	33 (1/18/13 vs. LAD)
3rd Quarter Points	34 (3/15/13 at RGV)	14 (1/3/13 at FWN)	44 (3/15/13 at RGV)	10 (1/11/13 vs. TUL)
4th Quarter Points	36 (3/2/13 vs. RGV)	9 (1/8/13 vs. AUS)	35 (2x, 1/10/13 at CTN, 1/5/13 at FWN)	8 (3/15/13 at RGV)
2nd Half Points	65 (3/2/13 vs. RGV)	25 (1/8/13 vs. AUS)	64 (1/5/13 at FWN)	25 (3/8/13 vs. SXF)
Largest Margin of Victory	26 (2/23/13 vs. MNE- 114-88)			
Largest Margin of Defeat	31 (3/1/13 vs. RGV- 131-100)			
Largest Lead	30 (1/11/13 vs. TUL)			
Largest Deficit	37 (3/1/13 vs. RGV)			
Largest Lead Blown In a Loss	18 (2x, 3/27/13 vs. IDA, 1/8/13 vs. AUS)			
Largest Deficit Overcome In a Win	19 (2/20/13 vs. LAD)			
FG%	56.7% (1/1/13 vs. SXF)	31.2% (1/8/13 vs. AUS)	53.9% (1/15/13 at SXF)	24.7% (3/8/13 vs. SXF)
3FG%	50% (12/15/12 at IDA)	10% (1/5/13 at FWN – 1-10)	56.3% (1/26/13 at SPG)	0.0% (3/8/13 vs. SXF – 0-23)
FT%	90.9% (12/7/12 at LAD)	50% (1/1/13 vs. SXF)	91.3% (12/7/12 at LAD)	37.5% (12/28/12 vs. SPG)
Rebounds	64 (12/28/12 vs. SPG)	31 (1/15/13 at SXF)	64 (1/3/13 at FWN)	30 (2/1/13 at TEX)
Offensive Rebounds	25 (2/23/13 vs. MNE)	6 (1/10/13 at CTN)	29 (2/23/13 vs. MNE)	6 (2/1/13 at TEX)
Assists	33 (3/12/13 vs. RNO)	9 (12/28/12 vs. SPG)	35 (3/1/13 vs. RGV)	12 (3x, 3/16/13 at TEX, 1/1/13 vs. SXF, 12/2/12 at RNO)
Personal Fouls	37 (3/23/13 vs. TEX)	12 (1/1/13 vs. SXF)	33 (2/20/13 vs. LAD)	9 (1/1/13 vs. SXF)
Steals	16 (12/27/12 vs. SPG)	5 (2x, 1/16/13 at IWA, 1/3/13 at FWN)	23 (2/20/13 vs. LAD)	5 (2x, 1/25/13 at MNE, 1/20/13 vs. ERI)
Turnovers	36 (2/20/13 vs. LAD)	11 (3x, 2/26/13 vs. RNO, 1/20/13 vs. ERI, 12/15/12 at IDA)	26 (2/9/13 at IDA)	10 (3x, 3/12/13 vs. RNO, 3/9/13 vs. IDA, 1/3/13 at FWN)
Blocks	14 (2/27/13 vs. RNO)	0 (3/30/13 at LAD)	14 (1/15/13 at SXF)	0 (3/27/13 vs. IDA)



2012-13 REGULAR SEASON INDIVIDUAL SUPERLATIVES

	Santa Cruz High	Opponent High
Points	31 (2x, Jeremy Tyler, 3/30/13 at LAD; Travis Leslie, 2/1/13 at TEX)	36 (Justin Holiday, 3/27/13 vs. IDA)
Rebounds	17 (2x, Jeremy Tyler, 3/23/13 vs. TEX; Taylor Griffin, 2/20/13 vs. LAD)	19 (2x, Chris Cooper, 4/6/13 vs. BAK; Samardo Samuels, 2/26/13 vs. RNO)
Offensive Rebounds	7 (3x, Mickell Gladness, 3/2/13 vs. RGV; Taylor Griffin, 3/2/13 vs. RGV, 2/20/13 vs. LAD)	12 (James Mays, 2/23/13 vs. MNE)
Assists	11 (3x, Darington Hobson, 4/6/13 vs. BAK; Stefhon Hannah, 3/29/13 vs. LAD, 1/20/13 vs. ERI)	11 (2x, Coby Karl, 3/9/13 vs. IDA; Andre Barrett, 1/25/13 at MNE)
Field Goals Made	14 (Travis Leslie, 2/1/13 at TEX)	13 (James Nunnally, 4/6/13 vs. BAK)
Field Goals Attempted	22 (Stefhon Hannah, 4/5/13 at BAK)	27 (James Nunnally, 4/6/13 vs. BAK)
3PT Made	6 (2x, Stefhon Hannah, 1/13/13 vs. TUL, 12/15/12 at IDA)	8 (Marcus Landry, 2/21/13 at RNO)
3PT Attempted	12 (2x, Stefhon Hannah, 2/21/13 at RNO, 1/13/13 vs. TUL)	16 (Marcus Landry, 2/21/13 at RNO)
Free Throws Made	10 (2x, Hilton Armstrong, 3/12/13 vs. RNO; Taylor Griffin, 1/11/13 vs. TUL)	12 (2x, Elijah Millsap, 3/30/13 at LAD; Justin Holiday, 3/27/13 vs. IDA)
Free Throws Attempted	14 (Hilton Armstrong, 3/12/13 vs. RNO)	18 (Tony Wroten, 12/2/12 at RNO)
Turnovers	9 (Stefhon Hannah, 3/16/13 at TEX)	8 (2x, Diante Garrett, 4/6/13 vs. BAK; Stephen Dennis, 4/5/13 vs. BAK)
Steals	6 (2x, Travis Leslie, 2/9/13 at IDA, 2/1/13 at TEX)	6 (2x, Elijah Millsap, 2/20/13 vs. LAD; Jamario Moon, 12/7/12 at LAD)
Blocks	6 (Hilton Armstrong, 3/29/13 vs. LAD)	6 (2x, Hassan Whiteside, 3/1/13 vs. RGV; Dexter Pittman, 1/15/13 at SXF)









WARRIORS vs. NBA D-LEAGUE

West	16-11
The logo for the Bakersfield Jam, featuring the word 'JAM' in large, bold, blue letters with a red outline, and 'BAKERSFIELD' in smaller blue letters above it.	1-4
The logo for the Idaho Stampede, featuring a stylized grey horse head with a red globe behind it, and the words 'IDAHO STAMPEDE' in bold, black letters below.	4-4
The logo for the Los Angeles D-Fenders, featuring the word 'D-FENDERS' in large, bold, purple letters with a yellow outline, and 'Los Angeles' in smaller yellow letters above it.	5-1
The logo for the Reno Bighorns, featuring a stylized green ram head with large horns, and the words 'RENO BIGHORNS' in bold, green letters below.	6-2








WARRIORS vs. NBA D-LEAGUE

Central	11-3
	0-1
	1-0
	2-1
	2-1
	3-0
	3-0



WARRIORS vs. NBA D-LEAGUE

East	5-4
	0-1
	1-0
	0-2
	2-0
	2-1



12 - 13 SEASON

2012-13 NBA D-LEAGUE MAP





2012-13 REGULAR SEASON STARTING LINEUPS

GUARD	GUARD	FORWARD	FORWARD	CENTER	GS	W	L
Hannah	Jones	Leslie	Griffin	Armstrong	13	8	5
Hannah	Baker	Leslie	Griffin	Gladness	8	4	4
Hannah	Jones	Hobson	Griffin	Armstrong	5	5	0
Hannah	Baker	Jones	Griffin	Gladness	5	2	3
Hannah	Baker	Jones	Griffin	Johnson	4	3	1
Hannah	Leslie	Hobson	Griffin	Armstrong	3	1	2
Hannah	Leslie	Bazemore	Tyler	Gladness	2	2	0
Hannah	Leslie	Bazemore	Griffin	Daniels	1	1	0
Hannah	Baker	Leslie	Tyler	Gladness	1	1	0
Baker	Leslie	Bazemore	Tyler	Gladness	1	1	0
Hannah	Baker	Leslie	Griffin	Johnson	1	0	1
Hannah	Baker	Jones	Griffin	Tyler	1	1	0
Hannah	Jones	Hobson	Griffin	Gladness	1	1	0
Baker	Jones	Hobson	Griffin	Armstrong	1	1	0
Hannah	Jones	Bazemore	Thomas	Armstrong	1	1	0
Hannah	Jones	Leslie	Goulbourne	Armstrong	1	0	1
Baker	Jones	Leslie	Griffin	Gladness	1	0	1



2012-13 GAME-BY-GAME RECAP

SANTA CRUZ WARRIORS

2012-13 Game-by-Game Recap

Date	Opponent	W/L	Rec	Score	High Scorer	High Rebounder	Assist Leader	Att.
Nov 30	Reno	W	1-0	101-95	Kent Bazemore 27	Taylor Griffin 10	Maurice Baker 3 Travis Leslie 3 Stefhon Hannah 3	3349
Dec 2	Reno	W	2-0	95-79	Stefhon Hannah 25	Mickell Gladness 13	Stefhon Hannah 4	1807
Dec 3	Bakersfield	L	2-1	95-102	Travis Leslie 21	Travis Leslie 14	Maurice Baker 6	550
Dec 7	Los Angeles	W	3-1	93-92	Taylor Griffin 22	Mickell Gladness 14	Stefhon Hannah 5	215
Dec 8	Los Angeles	W	4-1	99-93	Travis Leslie 23	Taylor Griffin 15	Stefhon Hannah 7	300
Dec 14	Idaho	L	4-2	91-105	Travis Leslie 25	Travis Leslie 9	Maurice Baker 4	1825
Dec 15	Idaho	W	5-2	115-93	Stefhon Hannah 28	Taylor Griffin 8	Maurice Baker 8	1880
Dec 23	BAKERSFIELD	W	6-2	93-88	Kent Bazemore 18	Jeremy Tyler 12	Maurice Baker 6	2505
Dec 27	SPRINGFIELD	W	7-2	113-101	Kent Bazemore 26	Jeremy Tyler 11	Stefhon Hannah 7	2505
Dec 28	SPRINGFIELD	W	8-2	88-79	Travis Leslie 17	Taylor Griffin 10	Taylor Griffin 3	2505
Jan 1	SIOUX FALLS	W	9-2	109-93	Kent Bazemore 21	Travis Leslie 8	Stefhon Hannah 8	2505
Jan 3	Fort Wayne	L	9-3	86-102	Stefhon Hannah 27	Travis Leslie 11	Travis Leslie 4	2195
Jan 5	Fort Wayne	L	9-4	90-118	Travis Leslie 17	Maurice Baker 8	Stefhon Hannah 4	3090
Jan 8	AUSTIN	L	9-5	78-96	Taylor Griffin 17	Chris Johnson 11	Maurice Baker 4	0
Jan 10	Canton	L	9-6	93-104	Taylor Griffin 23	Mickell Gladness 7	Maurice Baker 3 Taylor Griffin 3 Justin Johnson 3 Stefhon Hannah 3	0
Jan 11	TULSA	W	10-6	93-72	Taylor Griffin 21	Taylor Griffin 9	Stefhon Hannah 4	2505
Jan 13	TULSA	W	11-6	92-80	Stefhon Hannah 25	Taylor Griffin 9	Taylor Griffin 5	2200
Jan 15	Sioux Falls	L	11-7	83-99	Dan Nwaelele 21	Chris Johnson 9	Darlington Hobson 4	2149
Jan 16	Iowa	W	12-7	109-106	Cameron Jones 21	Chris Johnson 7	Darlington Hobson 6	1863
Jan 18	LOS ANGELES	W	13-7	82-74	Cameron Jones 22	Mickell Gladness 8	Darlington Hobson 8	2505
Jan 20	ERIE	W	14-7	96-95	Jeremy Tyler 15	Taylor Griffin 8	Stefhon Hannah 11	2505
Jan 21	BAKERSFIELD	L	14-8	89-99	Stefhon Hannah 24	Stefhon Hannah 10	Stefhon Hannah 7	2200
Jan 25	Maine	W	15-8	120-101	Stefhon Hannah 20	Lance Goulbourne 11	Maurice Baker 6 Stefhon Hannah 6	2484
Jan 26	Springfield	L	15-9	100-111	Maurice Baker 15 Darlington Hobson 15	Hilton Armstrong 7 Darlington Hobson 7	Darlington Hobson 5	4359
Feb 1	Texas	W	16-9	112-102	Travis Leslie 31	Darlington Hobson 15	Darlington Hobson 8	3503
Feb 2	Tulsa	W	17-9	105-90	Darlington Hobson 16	Hilton Armstrong 14	Darlington Hobson 5	2173
Feb 7	Reno	W	18-9	114-105	Stefhon Hannah 16	Travis Leslie 22	Darlington Hobson 14	1833
Feb 9	Idaho	L	18-10	91-100	Travis Leslie 30	Darlington Hobson 8	Darlington Hobson 9	3014
Feb 10	Idaho	L	18-11	80-101	Taylor Griffin 13	Mickell Gladness 11	Maurice Baker 4 Darlington Hobson 4	1776
Feb 20	LOS ANGELES	W	19-11	98-92	Hilton Armstrong 18 Cameron Jones 18	Taylor Griffin 17	Travis Leslie 5	2505
Feb 21	Reno	L	19-12	99-113	Travis Leslie 20	Travis Leslie 12	Maurice Baker 7	1584
Feb 23	MAINE	W	20-12	114-88	Travis Leslie 27	Taylor Griffin 11	Cameron Jones 7	2505
Feb 26	RENO	W	21-12	94-90	Cameron Jones 30	Travis Leslie 14	Travis Leslie 7	1801
Feb 27	RENO	W	22-12	101-96	Stefhon Hannah 21	Maurice Baker 9 Darlington Hobson 9	Stefhon Hannah 7	2150
Mar 1	RIO GRANDE VALLEY	L	22-13	100-131	Travis Leslie 29	Hilton Armstrong 10	Cameron Jones 8 Stefhon Hannah 8	2300
Mar 2	RIO GRANDE VALLEY	W	23-13	130-112	Taylor Griffin 21	Mickell Gladness 11	Cameron Jones 7	2505
Mar 8	SIOUX FALLS	W	24-13	86-64	Hilton Armstrong 16 Cameron Jones 16	Darlington Hobson 14	Stefhon Hannah 8	2505
Mar 9	IDAHO	W	25-13	101-88	Cameron Jones 21	Darlington Hobson 13	Darlington Hobson 7 Cameron Jones 7	2505
Mar 12	RENO	W	26-13	110-103	Hilton Armstrong 30	Malcolm Thomas 15	Stefhon Hannah 8	2250
Mar 15	Rio Grande Valley	W	27-13	114-104	Stefhon Hannah 22	Hilton Armstrong 11	Stefhon Hannah 6	4275
Mar 16	Texas	W	28-13	103-85	Darlington Hobson 18	Lance Goulbourne 15	Darlington Hobson 4 Stefhon Hannah 4	6934
Mar 22	IDAHO	W	29-13	*102-95	Hilton Armstrong 21 Stefhon Hannah 21	Hilton Armstrong 11 Taylor Griffin 11	Stefhon Hannah 8	2505
Mar 23	TEXAS	W	30-13	93-82	Jeremy Tyler 18	Jeremy Tyler 17	Stefhon Hannah 6	2505
Mar 25	IDAHO	W	31-13	89-84	Jeremy Tyler 22	Mickell Gladness 8	Scott Machado 6 Stefhon Hannah 6	2505
Mar 27	IDAHO	L	31-14	101-109	Stefhon Hannah 19	Jeremy Tyler 9	Stefhon Hannah 10	2505
Mar 29	LOS ANGELES	L	31-15	104-111	Travis Leslie 28	Hilton Armstrong 10	Stefhon Hannah 11	2505
Mar 30	Los Angeles	W	32-15	101-100	Jeremy Tyler 31	Taylor Griffin 8 Lance Goulbourne 8	Stefhon Hannah 6	408
Apr 2	Reno	L	32-16	89-104	Hilton Armstrong 15	Hilton Armstrong 9	Stefhon Hannah 10	1618
Apr 5	Bakersfield	L	32-17	102-109	Travis Leslie 20	Maurice Baker 9	Stefhon Hannah 7	550
Apr 6	BAKERSFIELD	L	32-18	105-106	Jeremy Tyler 26	Darlington Hobson 12	Darlington Hobson 11	2505

CAPS indicate home game

*indicates overtime



2012-13 NBA D-LEAGUE STATISTICAL LEADERS

SCORING AVERAGE	G	PTS	Avg
1. Justin Dentmon, AUS-TEX	42	962	22.9
2. Tony Mitchell, Fort Wayne	48	1049	21.9
3. Andrew Goudelock, SFL-RIO	51	1075	21.1
4. Samardo Samuels, CAN-REN	34	673	19.8
5. Cory Joseph, Austin	26	504	19.4
6. Ron Howard, Fort Wayne	35	670	19.1
7. Demetris Nichols, Sioux Falls	49	918	18.7
8. Kris Joseph, MAI-SPR	27	503	18.6
9. Cory Higgins, Erie	30	554	18.5
10. Chris Wright, Maine	39	713	18.3
11. DaJuan Summers, Maine	29	523	18.0
12. Rasual Butler, Tulsa	31	552	17.8
13. Courtney Fortson, Los Angeles	46	820	17.8
14. Morris Almond, IOW-LOS	44	780	17.7
15. Elijah Millsap, Los Angeles	44	764	17.4
16. Justin Holiday, Idaho	47	812	17.3

REBOUNDS PER GAME	G	REB	Avg
1. Brian Butch, Bakersfield	47	513	10.9
2. Samardo Samuels, CAN-REN	34	349	10.3
3. Rick Jackson, Austin	48	480	10.0
4. James Mays, SPR-MAI-SFL	47	470	10.0
5. Arinze Onuaku, Canton	38	360	9.5
6. Chris Wright, Maine	39	358	9.2
7. Paul Harris, Iowa	47	415	8.8
8. Henry Sims, Erie	41	357	8.7

MINUTES PER GAME	G	MIN	Avg
1. Cory Joseph, Austin	26	1004	38.6
2. Courtney Fortson, Los Angeles	46	1768	38.4
3. D.J. Kennedy, ERI-RIO	49	1835	37.4
4. Samardo Samuels, CAN-REN	34	1260	37.1
5. Justin Dentmon, AUS-TEX	42	1556	37.0
6. Marcus Landry, Reno	35	1291	36.9
7. Andrew Goudelock, SFL-RIO	51	1879	36.8
8. Chris Wright, Iowa	42	1544	36.8

ASSISTS PER GAME	G	AST	Avg
1. Andre Barrett, MAI-SFL	33	255	7.7
2. Courtney Fortson, Los Angeles	46	328	7.1
3. Chris Wright, Iowa	42	284	6.8
4. Walker Russell Jr., FRT-REN	32	207	6.5
5. Coby Karl, Idaho	50	313	6.3
6. Chris Quinn, Tulsa	25	152	6.1
7. Sean Singletary, Texas	43	236	5.5
8. Cory Joseph, Austin	26	142	5.5



2012-13 NBA D-LEAGUE STATISTICAL LEADERS

STEALS PER GAME

	G	ST	Avg
1. Justin Holiday, Idaho	47	114	2.4
2. Courtney Fortson, Los Angeles	46	93	2.0
3. Stefhon Hannah, Santa Cruz	49	96	2.0
4. Elijah Millsap, Los Angeles	44	86	2.0
5. Cory Joseph, Austin	26	50	1.9
6. Orien Greene, LOS-REN	43	82	1.9
7. Mark Tyndale, SFL-MAI	47	85	1.8
8. Jorge Gutierrez, Canton	50	89	1.8

FIELD GOAL PERCENTAGE

	FGM	FGA	Pct
1. Hilton Armstrong, Santa Cruz	140	223	0.628
2. Jerome Jordan, REN-LOS	208	339	0.614
3. Tim Ohlbrecht, Rio Grande Valley	164	271	0.605
4. Arinze Onuaku, Canton	195	346	0.564
5. Willie Reed, Springfield	307	551	0.557
6. Vernon Macklin, Rio Grande Valley	134	242	0.554
7. Daniel Orton, Tulsa	124	232	0.534
8. Kevin Jones, Canton	116	219	0.530

FREE THROW PERCENTAGE

	FTM	FTA	Pct
1. Chris Douglas-Roberts, Texas	75	83	0.904
2. James Nunnally, Bakersfield	99	112	0.884
3. Cory Higgins, Erie	103	117	0.880
4. Shelvin Mack, Maine	84	96	0.875
5. Antoine Agudio, Canton	107	123	0.870
6. Xavier Silas, Maine	112	129	0.868
7. Demetris Nichols, Sioux Falls	173	203	0.852
8. Kyle Gibson, Canton	183	216	0.847

3 POINT FIELD GOAL PERCENTAGE

	3PM	3PA	Pct
1. Cory Joseph, Austin	35	73	0.479
2. Terrel Harris, Rio Grande Valley	23	49	0.469
3. Andy Rautins, Tulsa	152	348	0.437
4. Curtis Jerrells, Maine	24	55	0.436
5. Chace Stanback, Erie	16	37	0.432
6. Marcus Landry, Reno	128	299	0.428
7. Lester Hudson, Austin	35	82	0.427
8. Lazar Hayward, Los Angeles	20	48	0.417

BLOCKED SHOTS PER GAME

	G	BS	Avg
1. Fab Melo, Maine	33	103	3.1
2. Mickell Gladness, Santa Cruz	49	114	2.3
3. Hilton Armstrong, Santa Cruz	29	65	2.2
4. Daniel Orton, Tulsa	29	64	2.2
5. Jerome Jordan, REN-LOS	42	84	2.0
6. Sean Williams, Texas	30	59	2.0
7. Hassan Whiteside, SFL-RIO	36	69	1.9
8. Will Foster, SFL-MAI	33	63	1.9



2013 NBA D-LEAGUE ALL-STAR GAME

Travis Leslie was named the NBA D-League All-Star Game MVP after scoring 19 points and grabbing seven rebounds, leading the Prospects Team to victory on February 16, 2013, in Houston. Less than a month later, he earned a GATORATE Call-Up to the NBA and signed a 10-day contract with the Utah Jazz.





END OF SEASON AWARDS

Stefhon Hannah was named the NBA D-League Defensive Player of the Year for his second consecutive season. He appeared in 49 regular season games (47 as a starter), averaging 14.0 points, 5.1 assists and 3.7 rebounds in 29.9 minutes played.



Cameron Jones was named the NBA D-League Most Improved Player. He played in all 50 Santa Cruz Warriors regular season games, 33 as a starter. He averaged 12.6 points, 2.9 rebounds, 2.3 assists and 1.3 steals in 27.0 minutes during the course of the year.





ALL-NBA D-LEAGUE TEAMS

Travis Leslie: All-NBA D-League Second Team



Steffon Hannah: All-NBA D-League Defensive First Team & All-NBA



Hilton Armstrong: All-NBA D-League Defensive Second Team & All-NBA D-League Honorable Mention



Scott Machado: All-NBA D-League Rookie First Team



Mickell Gladness: All-NBA D-League Defensive Third Team





2013 NBA D-LEAGUE POSTSEASON



2013 NBA D-League Finals Game 1 vs. Rio Grande Valley Vipers, April 25, 2013



2013 NBA D-LEAGUE POSTSEASON BRACKET



2013 POSTSEASON GAME-BY-GAME RECAP

SANTA CRUZ WARRIORS

2013 Postseason Game-by-Game Recap

Date	Opponent	W/L	Rec	Score	High Scorer	High Rebounder	Assist Leader
Apr 10 Att. 1420	Fort Wayne	W	1-0	124-118	Jeremy Tyler 34	Maurice Baker 7	Darlington Hobson 6
Apr 13 2300	FORT WAYNE	W	2-0	110-92	Jeremy Tyler 25	Jeremy Tyler 11	Stefhon Hannah 6 Darlington Hobson 8
Apr 17 2298	Austin	W	3-0	106-101	Stefhon Hannah 19	Lance Goulbourne 7	Darlington Hobson 6
Apr 19 2300	AUSTIN	W	4-0	103-97	Jeremy Tyler 22	Lance Goulbourne 11	Stefhon Hannah 6 Darlington Hobson 8
Apr 25 2505	RIO GRANDE VALLEY	L	4-1	102-112	Travis Leslie 19	Lance Goulbourne 8	Stefhon Hannah 5
Apr 27 6132	Rio Grande Valley	L	4-2	91-102	Travis Leslie 16 Scott Machado 16	Travis Leslie 13	Maurice Baker 6

CAPS indicate home game

*indicates overtime



2013 POSTSEASON ASSIGNMENTS

	Assigned	Recalled	Gm.	Min.	FG%	3FG%	FT%	OR-DR-TR	APG	PF	SPG	TO	BS	PTS
Scott Machado	4/8/13	4/28/13	6	20.3	.455	.455	.692	0.5-1.3-1.8	1.8	2.7	0.7	2.0	0.2	9.8



2013 POSTSEASON GAME LEADERSHIP (includes ties)

Player	10+	20+	30+	10+ REB	10+ AST	DBL/DBL	PTS	REB	AST
Armstrong	3	-	-	1	-	1	-	-	-
Baker	2	-	-	-	-	-	-	1	1
Gladness	-	-	-	-	-	-	-	-	-
Goulbourne	3	-	-	1	-	1	-	3	-
Griffin	1	-	-	1	-	1	-	-	-
Hannah	5	1	-	-	-	-	1	-	3
Hobson	3	-	-	-	-	-	-	-	4
Jones	2	-	-	-	-	-	-	-	-
Leslie	6	-	-	1	-	-	2	1	-
Machado	3	-	-	-	-	-	1	-	-
Nwaelele	-	-	-	-	-	-	-	-	-
Tyler	5	3	1	1	-	1	3	1	-



2013 POSTSEASON STARTING LINEUPS

GUARD	GUARD	FORWARD	FORWARD	CENTER	GS	W	L
Hannah	Jones	Leslie	Griffin	Armstrong	6	4	2

2013 POSTSEASON TEAM COMPARISONS

TEAM	POINTS		FIELD GOAL		TURNOVERS		REBOUND		
	PER GAME		PERCENTAGE		PER GAME		-- PERCENTAGES --		
	OWN	OPP	OWN	OPP	OWN	OPP	OFF	DEF	TOT
AUS	106.3	105.8	.442	.456	16.0	17.5	.295	.650	.469
BAK	107.0	113.5	.444	.454	15.5	12.0	.309	.717	.515
CAN	99.7	99.3*	.495*	.483	16.7	11.3	.333	.768*	.552*
FRT	105.0	117.0	.434	.500	15.5	17.5	.303	.654	.461
MNE	107.5	109.0	.455	.470	14.5	21.5*	.247	.731	.463
RIO	108.7*	101.0	.468	.435	19.8	16.0	.327	.725	.543
SAN	106.0	103.7	.464	.431*	19.5	17.8	.365*	.662	.517
TUL	99.2	103.8	.459	.501	11.6*	18.0	.225	.683	.444

* - INDICATES LEAGUE LEADER

Source: minors.stats.com



2013 POSTSEASON FACT SHEET

Quick Overview	Record
Overall Record	4-2
Home	2-1
Road	2-1
In overtime	-
Decided by 3 points or less	-

By Weekday	Record	Home	Road
Sunday	-	-	-
Monday	-	-	-
Tuesday	-	-	-
Wednesday	2-0	0-0	2-0
Thursday	0-1	0-1	-
Friday	1-0	1-0	-
Saturday	1-1	1-0	0-1

**2013 POSTSEASON FACT SHEET**

Warriors Record When ...	Record
They shoot .500 +	1-0
They shoot .450 - .499	3-0
They shoot .449 or less	0-2
They score 100+	4-1
They score 90-99	0-1
They score 89 or less	-
They have = or more rebounds	3-1
They have = or more assists	3-1
They have = or more steals	3-0
They have = or more turnovers	2-2
They have = or higher FG%	4-1
Ahead or tied after 1 st Q	2-1
Ahead or tied at the half	3-1
Ahead or tied after 3 rd Q	3-1
They score 19/less in 1 st Q	1-1
They score 30+ in 1 st Q	1-1
They score 50+ in 1 st H	3-1

Warriors Record When ...	Record
Opp. Shoots .500 +	1-0
Opp. Shoots .450 - .499	-
Opp. Shoots .449 or less	3-2
Opp. Scores 100+	2-2
Opp. Scores 90-99	2-0
Opp. Scores 89 or less	-
Opp. Has more rebounds	1-1
Opp. Has more assists	1-1
Opp. Has more steals	1-2
Opp. Has more turnovers	2-0
Opp. Has a higher FG%	0-1
Behind after 1 st Q	2-1
Behind at the half	1-1
Behind after 3 rd Q	1-1
Opp. Scores 19/less in 1 st Q	1-0
Opp. Scores 30+ in 1 st Q	1-0
Opp. Scores 50+ in 1 st H	2-2



2013 POSTSEASON STATISTICAL LEADERS

SCORING AVERAGE

	G	PTS	Avg
1. Tony Mitchell, Fort Wayne	2	60	30.0
2. Andrew Goudelock, Rio Grande Valley	1	27	27.0
3. Glen Rice, Rio Grande Valley	6	150	25.0
4. Josh Selby, Maine	2	50	25.0
5. Ron Howard, Fort Wayne	2	47	23.5
6. Lester Hudson, Austin	4	93	23.3
7. Jeremy Lamb, Tulsa	4	90	22.5
8. Jermaine Taylor, Maine	2	45	22.5
9. D.J. Kennedy, Rio Grande Valley	6	128	21.3
10. Diante Garrett, Bakersfield	2	42	21.0
11. Jeremy Tyler, Santa Cruz	6	120	20.0
12. Rasual Butler, Tulsa	5	93	18.6
13. Brian Butch, Bakersfield	2	36	18.0
14. Stephen Dennis, Bakersfield	2	36	18.0
15. Curtis Jerrells, Maine	2	35	17.5
16. Micheal Eric, Canton	3	51	17.0

REBOUNDS PER GAME

	G	REB	Avg
1. JaMychal Green, Austin	4	40	10.0
2. Arinze Onuaku, Canton	3	29	9.7
3. Brian Butch, Bakersfield	2	19	9.5
4. Rick Jackson, Austin	4	38	9.5
5. Glen Rice, Rio Grande Valley	6	57	9.5
6. D.J. Kennedy, Rio Grande Valley	6	56	9.3
7. Lester Hudson, Austin	4	35	8.8
8. Brandon Wallace, Fort Wayne	2	17	8.5

MINUTES PER GAME

	G	MIN	Avg
1. Andrew Goudelock, Rio Grande Valley	1	47	47.0
2. Curtis Jerrells, Maine	2	84	42.0
3. Glen Rice, Rio Grande Valley	6	236	39.3
4. D.J. Kennedy, Rio Grande Valley	6	234	39.0
5. Tony Mitchell, Fort Wayne	2	78	39.0
6. Jeremy Lamb, Tulsa	4	155	38.8
7. Jermaine Taylor, Maine	2	76	38.0
8. Chris Wright, Maine	2	74	37.0

ASSISTS PER GAME

	G	AST	Avg
1. Anthony Harris, Fort Wayne	2	15	7.5
2. Diante Garrett, Bakersfield	2	14	7.0
3. Tre Kelley, Austin	4	25	6.3
4. Lester Hudson, Austin	4	24	6.0
5. Damion James, Bakersfield	1	6	6.0
6. D.J. Kennedy, Rio Grande Valley	6	36	6.0
7. Stephen Dennis, Bakersfield	2	11	5.5
8. Tony Taylor, Tulsa	5	27	5.4



2013 POSTSEASON STATISTICAL LEADERS

STEALS PER GAME

	G	ST	Avg
1. Chris Wright, Maine	2	8	4.0
2. Toure' Murry, Rio Grande Valley	6	17	2.8
3. Jeremy Lamb, Tulsa	4	10	2.5
4. Hollis Thompson, Tulsa	3	7	2.3
5. D.J. Kennedy, Rio Grande Valley	6	13	2.2
6. Stephen Dennis, Bakersfield	2	4	2.0
7. Tony Mitchell, Fort Wayne	2	4	2.0
8. Chris Porter, Fort Wayne	2	4	2.0

FIELD GOAL PERCENTAGE

	FGM	FGA	Pct
1. Patrick Sullivan, Austin	7	10	0.700
2. Micheal Eric, Canton	20	29	0.690
3. Hilton Armstrong, Santa Cruz	22	33	0.667
4. Jeremy Tyler, Santa Cruz	42	66	0.636
5. Arinze Onuaku, Canton	15	25	0.600
6. Ryan Rossiter, Canton	12	20	0.600
7. Tim Ohlbrecht, Rio Grande Valley	26	46	0.565
8. Tony Taylor, Tulsa	19	35	0.543

FREE THROW PERCENTAGE

	FTM	FTA	Pct
1. Diante Garrett, Bakersfield	6	6	1.000
2. Andrew Goudelock, Rio Grande Valley	8	8	1.000
3. Damion James, Bakersfield	4	4	1.000
4. Renaldo Major, Bakersfield	4	4	1.000
5. Omar Reed, Maine	5	5	1.000
6. Anthony Richardson, Fort Wayne	4	4	1.000
7. Hollis Thompson, Tulsa	4	4	1.000
8. Brian Butch, Bakersfield	14	15	0.933

3 POINT FIELD GOAL PERCENTAGE

	3PM	3PA	Pct
1. Shan Foster, Bakersfield	5	8	0.625
2. Dontell Jefferson, Austin	3	5	0.600
3. Brady Morningstar, Canton	9	15	0.600
4. Sadiel Rojas, Fort Wayne	3	5	0.600
5. Brandon Brooks, Tulsa	1	2	0.500
6. Curtis Jerrells, Maine	8	16	0.500
7. Adam Koch, Bakersfield	1	2	0.500
8. Rasual Butler, Tulsa	12	25	0.480

BLOCKED SHOTS PER GAME

	G	BS	Avg
1. Anthony Richardson, Fort Wayne	2	5	2.5
2. Hilton Armstrong, Santa Cruz	6	14	2.3
3. Chris Cooper, Bakersfield	2	4	2.0
4. Damion James, Bakersfield	1	2	2.0
5. Glen Rice, Rio Grande Valley	6	12	2.0
6. Brian Butch, Bakersfield	2	3	1.5
7. Chris Daniels, Rio Grande Valley	6	9	1.5
8. Adam Koch, Bakersfield	2	3	1.5



Instagram



INSTAGRAM.COM/ DLEAGUEWARRIORS



Key Dates

2014-15 Season

August 7, 2014: Santa Cruz Warriors surpass \$1 Million in Season Ticket Sales.

August 29, 2014: Warriors Name Patrick Sund and Jonnie West As Associate GMs of Santa Cruz Warriors.

January 15-19, 2015: The Warriors host the NBA D-League Showcase in Santa Cruz for the first time ever.

February 15, 2015: Elliot Williams represents the Santa Cruz Warriors as an NBA D-League All-star in New York City. James Michael McAdoo was also an initial selection.

March 13, 2015: The Santa Cruz Warriors notch an 11th straight win, recording the longest winning streak in franchise history.

April 4, 2015: The Santa Cruz Warriors defeat the Bakersfield Jam 113-99 to clinch the West Division and earn a number 1 overall seed in the NBA D-League Western Conference Playoffs.

April 10, 2015: The Santa Cruz Warriors sweep the opening round playoff series against the Oklahoma City Blue and advance to the Western Conference Finals.

April 21, 2015: The Santa Cruz Warriors earned their third consecutive NBA D-League Finals berth with a 97-83 victory over the Austin Spurs in Game 3 of the NBA D-League Semifinals.

April 27, 2015: The Santa Cruz Warriors were crowned NBA D-League Champions for the first time in franchise history after defeating the Fort Wayne Mad Ants in Game 2 of the NBA D-League Finals by a score of 109-96.

2013-14 Season

August 23, 2013: Casey Hill named head coach of the Santa Cruz Warriors.

November 23, 2013: Head Coach Casey Hill earned his first win at the helm of the Santa Cruz Warriors, defeating the Austin Toros 121-102 in the home opener.

February 15, 2014: Hilton Armstrong, Seth Curry and Cameron Jones represented the Santa Cruz Warriors at the 2014 NBA D-League All-Star Game in New Orleans. Dewayne Dedmon was also an initial selection.

March 29, 2014: The Santa Cruz Warriors clinched a playoff berth despite falling to the Los Angeles D-Fenders.

April 12, 2014: The Santa Cruz Warriors advanced to the second round of the NBA D-League Playoffs after sweeping the Los Angeles D-Fenders.

April 21, 2014: The Santa Cruz Warriors earned their second consecutive NBA D-League Finals berth with a 147-128 victory over the Rio Grande Valley Vipers in Game 3 of the NBA D-League Semifinals. It was the first Game 3 in Santa Cruz Warriors postseason history.

April 25, 2014: The Santa Cruz Warriors tipped off the final home game of the season against the Fort Wayne Mad Ants in the NBA D-League Finals.



Key Dates

Inaugural Season (2012-13)

June 28, 2011: The Golden State Warriors purchased the Dakota Wizards.

June 12, 2012: The Santa Cruz Warriors unveiled their trident logo and color scheme.

September 13, 2012: The Santa Cruz City Council approved the financing package and construction of Kaiser Permanente Arena.

September 18, 2012: Construction began on the roughly 30,000 square foot Kaiser Permanente Arena at 140 Front Street.

October 10, 2012: The NBA D-League approved the relocation of the Dakota Wizards from Bismarck, North Dakota, to Santa Cruz, California.

November 30, 2012: The Santa Cruz Warriors tipped off their inaugural campaign on the road against the Reno Bighorns, winning their season opener 101-95.

December 23, 2012: The Santa Cruz Warriors tipped off their first home game of the inaugural season against the Bakersfield Jam, defeating their West Division rival 93-88 in front of a capacity crowd.

February 16, 2013: Travis Leslie named NBA D-League All-Star Game Most Valuable Player after posting 19 points and grabbing seven rebounds as a member of the Prospects.

March 23, 2013: The Santa Cruz Warriors clinched a playoff berth after defeating the Idaho Stampede 102-95 in overtime.

April 13, 2013: The Santa Cruz Warriors advanced to the second round of the NBA D-League Playoffs after sweeping the Fort Wayne Mad Ants.

April 19, 2013: The Santa Cruz Warriors advanced to the NBA D-League Finals after sweeping the Austin Toros.

April 25, 2013: The Santa Cruz Warriors tipped off the final home game of the inaugural season against the Rio Grande Valley Vipers in the NBA D-League Finals.



Awards

2014-15 Season

January 21, 2015: James Michael McAdoo was named to the 2015 NBA D-League Showcase Second Team.

April 10, 2015: Aaron Craft, the first Warrior to start in all 50 regular season games, was named D-League Defensive Player of the Year.

April 22, 2015: Aaron Craft was named to First-team all-defense, while James Michael McAdoo was named to the All-Rookie first team and All-NBA Development League second team. Additionally, Elliot Williams was named to the All-NBA Development League second team, while Dominique Sutton and Ognjen Kuzmic were named to the All-NBA Development League All-Defensive third team.

April 26, 2015: The Warriors are crowned the 2015 NBA D-League Champions after defeating the Fort Wayne Mad Ants in the Finals. Elliot Williams received NBA D-League Finals MVP honors.

2013-14 Season

January 10, 2014: Seth Curry and Dewayne Dedmon named to the All-NBA D-League Showcase Second Team. Hilton Armstrong and Cameron Jones earned Honorable Mention All-NBA D-League Showcase accolades.

May 1, 2014: Hilton Armstrong named to All-NBA D-League Second Team and All NBA D-League Defensive Second Team. Seth Curry named to All-NBA D-League Third Team and All-NBA D-League Rookie First Team. Cameron Jones earned All-NBA D-League Honorable Mention accolades.

June 18, 2014: The Santa Cruz Warriors earned the 2013-14 NBA D-League Development Champion Award. The annual award is designed to recognize the NBA D-League team that best embodies the league's goals of developing NBA basketball talent via GATORADE Call-Ups and assignments.

2012-13 Season

January 7, 2013: Travis Leslie named NBA D-League Player of the Month for November and December after averaging 16.4 points and 7.9 rebounds while shooting 55% from the floor.

April 19, 2013: Cameron Jones named NBA D-League Most Improved Player.

April 19, 2013: Stefhon Hannah named NBA D-League Defensive Player of the Year for the second consecutive season.



Transactions

2012-2013 SEASON

October 31, 2012: Acquired third-round draft pick in 2013 NBA D-League Draft from the Fort Wayne Mad Ants in exchange for forward Tommy Smith.

November 1, 2012: Acquired center Chris Daniels from the Erie BayHawks in exchange for the 37th overall pick of the 2012 NBA D-League Draft.

November 2, 2012: Acquired guard Cameron Jones from the Fort Wayne Mad Ants in exchange for forward Mike Anderson.

November 2, 2012: The Santa Cruz Warriors picked 13th in the first NBA D-League Draft in city history.

November 5, 2012: Acquired forward Harouna Mutombo and a third round draft pick in the 2013 NBA D-League Draft from the Idaho Stampede in exchange for guard Durrell Summers.

November 5, 2012: Acquired guard Dominique Johnson from the Texas Legends in exchange for guard Faisal Aden.

November 14, 2012: Waived Arron Mollet and Harouna Mutombo.

November 16, 2012: Waived Darren Moore, T.J. Robinson and Steve Tchiengang.

November 21, 2012: Waived Japeth Aguilar.

November 27, 2012: The Santa Cruz Warriors acquired a third round draft pick in the 2013 NBA D-League Draft from the Rio Grande Valley Vipers in a three-team deal that sent center Rick Jackson to the Austin Toros.

November 28, 2012: Acquired guard Maurice Baker and center Mickell Gladness as returning players.

November 29, 2012: Waived Dominique Johnson.

November 30, 2012: Golden State Warriors assigned guard/forward Kent Bazemore to Santa Cruz. Bazemore became the first assignment player in the history of the Santa Cruz Warriors.

December 1, 2012: Golden State Warriors recalled Kent Bazemore.

December 2, 2012: Golden State Warriors assigned forward/center Jeremy Tyler.

December 3, 2012: Golden State Warriors recalled Jeremy Tyler.

December 14, 2012: Acquired forward Chris Johnson as a returning player.

December 23, 2012: Golden State Warriors assigned guard/forward Kent Bazemore and forward/center Jeremy Tyler.

December 24, 2012: Golden State Warriors recalled Kent Bazemore and Jeremy Tyler.



Transactions

2012-13 SEASON (continued)

December 27, 2012: Golden State Warriors assigned guard/forward Kent Bazemore and forward/center Jeremy Tyler.

December 28, 2012: Golden State Warriors recalled Kent Bazemore and Jeremy Tyler.

December 31, 2012: Golden State Warriors assigned guard/forward Kent Bazemore and forward/center Jeremy Tyler.

January 1, 2013: Acquired guard Darington Hobson as a returning player.

January 2, 2013: Acquired forward Paul Carter from the Idaho Stampede in exchange for guard Carlon Brown and a fourth-round pick in the 2013 NBA D-League Draft.

January 2, 2013: Golden State Warriors recalled Kent Bazemore and Jeremy Tyler.

January 7, 2013: Acquired forward Shawn Taggart in exchange for forward Paul Carter and a fifth-round pick in the 2013 NBA D-League Draft.

January 8, 2013: Waived Shawn Taggart.

January 11, 2013: Acquired guard Edwin Ubiles as a returning player.

January 18, 2013: Acquired center Hilton Armstrong via the waiver pool.

January 19, 2013: Chris Johnson earned a GATORADE Call-Up to the NBA, signing with the Minnesota Timberwolves. Johnson became the first player in Santa Cruz Warriors history to receive a GATORADE Call-Up.

January 20, 2013: Golden State Warriors assigned forward/center Jeremy Tyler.

January 21, 2013: Golden State Warriors recalled Jeremy Tyler.

January 30, 2013: Waived Justin Johnson.

March 5, 2013: Acquired second-round and Santa Cruz's original fifth-round pick in the 2013 NBA D-League Draft from the Springfield Armor in exchange for guard Edwin Ubiles.

March 8, 2013: Acquired guard Scott Machado from the Rio Grande Valley Vipers in exchange for center Chris Daniels and a second-round pick in the 2013 NBA D-League Draft.

March 10, 2013: Travis Leslie earned a GATORADE Call-Up to the Utah Jazz.

March 12, 2013: Golden State Warriors assigned guard/forward Kent Bazemore and forward Malcolm Thomas to Santa Cruz.

March 13, 2013: Golden State Warriors recalled Kent Bazemore and Malcolm Thomas.



Transactions

2012-13 SEASON (continued)

March 18, 2013: Acquired forward/center Jeremy Tyler via the waiver pool.

April 7, 2013: Scott Machado earned a GATORADE Call-Up to the Golden State Warriors.

April 8, 2013: Golden State Warriors assigned guard Scott Machado to Santa Cruz.

April 28, 2013: Golden State Warriors recalled Scott Machado.



Transactions

2013-14 SEASON

October 31, 2013: Acquired rights to forward/center Chris Taft from the Springfield Armor in exchange for the 47th overall pick of the 2013 NBA D-League Draft.

November 1, 2013: The Santa Cruz Warriors made eight selections, including 15th overall, in the 2013 NBA D-League Draft.

November 4, 2013: Acquired the rights to forward/center Dwayne Jones and guard John Allen from the Texas Legends in a three-team trade that sent Jeremy Atkinson to Texas and Santa Cruz's original third-round pick in the 2014 NBA D-League Draft to Springfield.

November 4, 2013: Acquired the rights to forward Reginald Buckner, forward Ryan Evans and Erie's original first round pick in the 2014 NBA D-League Draft from the BayHawks in exchange for the rights to Jeremy Tyler, Scott Suggs and Shane Gibson.

November 4, 2013: Acquired the rights to guard William Buford and guard Abdul Gaddy from the Iowa Energy in exchange for the rights to Reginald Buckner and Garland Judkins.

November 4, 2013: Acquired Tulsa's original second-round pick in the 2014 NBA D-League Draft in exchange for the rights to Jonathan Kreft.

November 4, 2013: Acquired the rights to forward Paul Crosby and Maine's original second-round pick in the 2014 NBA D-League Draft in exchange for the rights to Abdul Gaddy.

November 4, 2013: Acquired the rights to forward Mychel Thompson from the Sioux Falls Skyforce in exchange for the rights to Ryan Evans.

November 18, 2013: Dewayne Dedmon earned a GATORADE Call-Up to the Golden State Warriors.

November 19, 2013: Added forward Mychel Thompson to the roster.

November 19, 2013: Golden State Warriors assign center Dewayne Dedmon, center Ognjen Kuzmic and guard Nemanja Nedovic to Santa Cruz for practice.

November 20, 2013: Golden State Warriors recalled Dewayne Dedmon, Ognjen Kuzmic and Nemanja Nedovic.

November 23, 2013: Acquired center Hilton Armstrong as a returning player and waived Earl Pettis.

November 24, 2013: Golden State Warriors assigned center Dewayne Dedmon and guard Nemanja Nedovic.

November 25, 2013: Golden State Warriors recalled Dewayne Dedmon and Nemanja Nedovic.



Transactions

2013-14 SEASON (continued)

December 10, 2013: Acquired Maine's original first-round draft pick in the 2014 NBA D-League Draft in a three-team trade that sent center Mickell Gladness to the Reno Bighorns and Santa Cruz's second round draft pick to Maine.

December 10, 2013: Waived Orion Outerbridge.

December 11, 2013: Hilton Armstrong earned a GATORADE Call-Up to the Golden State Warriors.

December 12, 2013: Acquired forward Orion Outerbridge from the available player pool.

December 20, 2013: Golden State Warriors assigned guard Nemanja Nedovic.

December 21, 2013: Golden State Warriors recalled Nemanja Nedovic.

December 24, 2013: Seth Curry earned a GATORADE Call-Up to the Memphis Grizzlies.

December 28, 2013: Golden State Warriors assigned guard Nemanja Nedovic and center Ognjen Kuzmic.

December 30, 2013: Golden State Warriors recalled Ognjen Kuzmic.

January 4, 2014: Acquired forward Dominic McGuire.

January 5, 2014: Waived Orion Outerbridge.

January 10, 2014: Golden State Warriors recalled Nemanja Nedovic.

January 14, 2014: Dewayne Dedmon earned a GATORADE Call-Up to the Philadelphia 76ers – his second Call-Up of the season.

January 14, 2014: Acquired guard Scott Machado as a returning player.

January 17, 2014: Golden State Warriors assigned center Ognjen Kuzmic.

February 1, 2014: Golden State Warriors assigned guards Kent Bazemore and MarShon Brooks.

February 2, 2014: Golden State Warriors recalled Kent Bazemore and MarShon Brooks.

February 6, 2014: Waived Moe Baker.

February 6, 2014: Golden State Warriors recalled Ognjen Kuzmic.

February 11, 2014: Golden State Warriors assigned guards Kent Bazemore and MarShon Brooks and center Ognjen Kuzmic.



Transactions

2013-14 SEASON (continued)

February 12, 2014: Golden State Warriors recalled Kent Bazemore, MarShon Brooks and Ognjen Kuzmic.

February 17, 2014: Golden State Warriors assigned center Ognjen Kuzmic.

February 18, 2014: Golden State Warriors recalled Ognjen Kuzmic.

February 21, 2014: Golden State Warriors assigned center Ognjen Kuzmic.

February 22, 2014: Hilton Armstrong earned a GATORADE Call-Up to the Golden State Warriors – his second Call-Up of the season to Golden State.

February 22, 2014: Acquired guard Moe Baker as a returning player.

February 25, 2014: Dewayne Dedmon earned a GATORADE Call-Up to the Orlando Magic – his third Call-Up of the season.

February 26, 2014: Acquired returning player rights to Justin Holiday from the Idaho Stampede in exchange for guard Scott Machado.

March 3, 2014: Golden State Warriors assigned guard Nemanja Nedovic.

March 3, 2014: Acquired forward Lance Goulbourne as a returning player.

March 7, 2014: Acquired returning player rights to forward Richard Howell from the Idaho Stampede in a four-team trade that sent guard William Buford and Santa Cruz's original fourth round draft pick in the 2014 NBA D-League Draft to the Canton Charge.

March 9, 2014: Golden State Warriors recalled Nemanja Nedovic.

March 10, 2014: Golden State Warriors assigned guard Nemanja Nedovic.

March 11, 2014: Golden State Warriors recalled Nemanja Nedovic.

March 12, 2014: Acquired returning player rights to guard Dominique Sutton from the Tulsa 66ers in exchange for Dominic McGuire.

March 12, 2014: Golden State Warriors assigned guard Nemanja Nedovic.

March 18, 2014: Golden State Warriors recalled Nemanja Nedovic and Ognjen Kuzmic.

March 19, 2014: Golden State Warriors assigned guard Nemanja Nedovic and center Ognjen Kuzmic.



Transactions

2013-14 SEASON (continued)

March 20, 2014: Golden State Warriors recalled Ognjen Kuzmic.

March 21, 2014: Seth Curry earned a GATORADE Call-Up to the Cleveland Cavaliers – his second Call-Up of the season.

March 21, 2014: Golden State Warriors assigned Ognjen Kuzmic.

March 30, 2014: Hilton Armstrong earned a GATORADE Call-Up to the Golden State Warriors – his third Call-Up of the season to Golden State.

April 1, 2014: Acquired forward Karron Johnson from the available player pool.

April 3, 2014: Acquired guard Stefhon Hannah as a returning player.

April 14, 2014: Golden State Warriors recalled Ognjen Kuzmic and Nemanja Nedovic.

April 17, 2014: Golden State Warriors assigned center Ognjen Kuzmic.

April 18, 2014: Golden State Warriors recalled Ognjen Kuzmic.



Transactions

2014-15 SEASON

October 7, 2014: Acquired Scott Suggs and first round draft pick from the Erie Bayhawks.

November 1, 2014: Selected 7 Players in the 2014 NBA D-League Draft

November 1, 2014: Acquired Rights to Milos Millsavljjevic, Anthony Vereen, Arron Mollet, and Marcus Hubbard in 5 Team Trade that sent the rights to Yuki Togashi, Trayvonn Wright, and Melvin Johnson III to the Texas Legends, the Iowa Energy and the Delaware 87ers, respectively.

November 7, 2014: Waived Marcus Bell and Greg Howard.

November 13, 2014: Waived Anthony Vereen and Arron Mollet.

November 14, 2014: Golden State Warriors assigned Justin Holiday and Ognjen Kuzmic to Santa Cruz.

November 15, 2014: Golden State Warriors recalled Justin Holiday and Ognjen Kuzmic.

December 4, 2014: Waived Carrick Felix.

December 4, 2014: Acquired Dominique Sutton.

December 17, 2014: Golden State Warriors assigned Ognjen Kuzmic to Santa Cruz.

December 18, 2014: Golden State Warriors recalled Ognjen Kuzmic from Santa Cruz.

December 27, 2014: Acquired Anthony Vereen out of the NBA D-League available player pool.

January 3, 2015: Golden State Warriors assigned Ognjen Kuzmic to Santa Cruz.

January 7, 2015: Elliot Williams earned a GATORADE Call-up to the Utah Jazz.

January 9, 2015: Acquired Daniel Nwaelele via returning player rights.

January 9, 2015: Golden State Warriors assigned Ognjen Kuzmic to Santa Cruz.

January 14, 2015: Golden State Warriors recalled Ognjen Kuzmic from Santa Cruz.

January 15, 2015: Golden State Warriors assigned Ognjen Kuzmic to Santa Cruz.

January 19, 2015: James Michael McAdoo earned a GATORADE Call-up to the Golden State Warriors.

January 21, 2015: Acquired Ronald Roberts Jr. and the returning player rights to Darington Hobson from the Delaware 87ers in exchange for Sean Kilpatrick and 2015 first round pick in the NBA D-League Draft.



Transactions

2014-15 SEASON (continued)

January 28, 2015: Golden State Warriors assigned Festus Ezeli to Santa Cruz and recalled Ognjen Kuzmic.

February 2, 2015: Golden State Warriors recalled Festus Ezeli from Santa Cruz.

February 4, 2015: Elliot Williams earned a GATORADE Call-up to the Charlotte Hornets.

February 4, 2015: Acquired Andrew Warren out of the NBA D-League available player pool.

February 4, 2015: Golden State Warriors assigned Ognjen Kuzmic to Santa Cruz.

February 12, 2015: Waived Milos Milisavljevic.

February 19, 2015: James Michael McAdoo earned a GATORADE Call-up to the Golden State Warriors.

February 20, 2015: Golden State Warriors assigned James Michael McAdoo to Santa Cruz.

March 4, 2015: Elliot Williams earned a GATORADE Call-up to the New Orleans Pelicans.

March 12, 2015: Acquired Blake Ahearn out of the NBA D-League available player pool.

March 12, 2015: Golden State Warriors recalled James Michael McAdoo from Santa Cruz.

March 14, 2015: Golden State Warriors assigned James Michael McAdoo to Santa Cruz and recalled Ognjen Kuzmic.

March 16, 2015: Golden State Warriors recalled James Michael McAdoo from Santa Cruz.

March 18, 2015: Golden State Warriors assigned Ognjen Kuzmic to Santa Cruz.

March 26, 2015: Waived guard Daniel Nwaelele.

April 10, 2015: Golden State Warriors assigned James Michael McAdoo to Santa Cruz.

April 11, 2015: Golden State Warriors recalled James Michael McAdoo from Santa Cruz.

April 18, 2015: Golden State Warriors recalled Ognjen Kuzmic from Santa Cruz.

April 19, 2015: Golden State Warriors assigned Ognjen Kuzmic to Santa Cruz.

April 25, 2015: Golden State Warriors assigned James Michael McAdoo to Santa Cruz.

April 27, 2015: Golden State Warriors recalled James Michael McAdoo and Ognjen Kuzmic from Santa Cruz.



2013 NBA D-LEAGUE DRAFT

ROUND	PICK	PLAYER	POSITION	HEIGHT	WEIGHT	SCHOOL
1	15	Scott Suggs	Guard	6'6"	195	Washington
2	20	Jonathan Kreft	Center	7'0"	250	Florida State
3	38	Shane Gibson	Guard	6'2"	180	Sacred Heart
3	49	Jeremy Atkinson	Forward	6'4"	210	UNC Asheville
3	50	Orion Outerbridge	Forward	6'9"	220	Rhode Island
5	83	Earl Pettis	Guard	6'5"	225	La Salle
6	100	Garland Judkins	Guard	6'4"	195	Texas A&M-CC
7	112	Kiwi Gardner	Guard	5'7"	155	Providence



2012 NBA D-LEAGUE DRAFT

ROUND	PICK	PLAYER	POSITION	HEIGHT	WEIGHT	SCHOOL
1	13	Travis Leslie	Guard	6'4"	205	Georgia
3	33	T.J. Robinson	Forward	6'8"	205	Long Beach State
3	45	Faisal Aden	Guard	6'4"	190	Washington State
4	61	Durrell Summers	Guard	6'4"	205	Michigan
5	77	Steve Tchiengang	Forward	6'9"	245	Vanderbilt
6	93	Darren Moore	Guard	6'3"	190	UC - Irvine
7	109	Japeth Aguilar	Center	6'10"	210	W. Kentucky
8	125	Arron Mollet	Guard	6'3"	190	Notre Dame de Namur



Mickell Gladness #22
Mickell Gladness

Darlington Hobson
Darlington Hobson

Cameron Jones #1
Cameron Jones

Stefhon Hannah #13
Stefhon Hannah

Taylor Griffin #12
Taylor Griffin

Lance Goulbourne #24
Lance Goulbourne

THANK YOU

Jeremy Tyler #33
Jeremy Tyler

TO THE BEST FANS

Scott Machado #7
Scott Machado

IN THE NBA D-LEAGUE

Mo Baker #25
Mo Baker

Travis Leslie #15
Travis Leslie

Coach Casey Hill
Coach Casey Hill

Coach Nate Bjorkgren
Coach Nate Bjorkgren

Hilton Armstrong
Hilton Armstrong

Daniel Nwalele
Daniel Nwalele

Coach Vitaly Potapenko
Coach Vitaly Potapenko



Santa Cruz Warriors History

On December 23, 2012, the Warriors tipped off the Santa Cruz basketball era with a 93-88 victory against the Bakersfield Jam in front of a sellout crowd at the Kaiser Permanente Arena. It was the culmination of months of work and collaboration with the City of Santa Cruz, which began with the team's move from Bismarck, North Dakota, at the end of the 2011-12 season. Two seasons and two consecutive NBA D-League Finals appearances later, the Warriors are poised for their third campaign in Surf City in front of the most passionate fans in the league.

The move to Santa Cruz made sense in so many ways. At the time of the acquisition of the Dakota Wizards in June 2011, Golden State Warriors co-owner Joe Lacob called it a "critical step and another plus for our organization." Operationally, the NBA D-League team is now closer to the Golden State Warriors, adding another layer of integration between the two clubs and further encouraging the development of talent. The recipient of the 2013-14 NBA D-League Development Champion award, the Warriors franchise is highly motivated to leverage its D-League team to maximize the potential of its players, coaches and staff.

The City of Santa Cruz has a tremendous fan base and vibrant basketball culture, and it offers the Warriors the opportunity to partner with local schools and non-profits. As has already been demonstrated in its first two years in operation, Kaiser Permanente Arena presents the city with its largest venue and the ability to attract conventions and events that would otherwise bypass the area.





Santa Cruz Warriors History

The Warriors have long known everything Santa Cruz has to offer. Back in the 1960s, Warriors owner Franklin Mieuli lived in the Santa Cruz area, and the Santa Cruz Sentinel has records of the San Francisco Warriors practicing at Cabrillo College. When not pounding the hardwood, Warrior great Wilt Chamberlain played volleyball at Main Beach and even took some time out to ride the Giant Dipper!




Photo by: Santa Cruz Beach Boardwalk



Media Information

We are proud to welcome you to Kaiser Permanente Arena for 24 home games during the 2014-15 regular season! To help you cover the Santa Cruz Warriors, please take note of the following:

Media Credentials: You must have a Santa Cruz Warriors media credential (full-season or single-game) to be admitted to Kaiser Permanente Arena. Your credential must be visibly worn at all times. Credentials must be requested through the Santa Cruz Warriors communications team.

Your credential does not guarantee a seat. Please contact the public relations team no later than **two hours before tip-off** on game night to reserve a seat in the press seating areas. Single-game credentials can be picked up at the staff entrance.

Media Entrance: The media/staff entrance is located on Laurel Street Extension across from Wheel Works, adjacent to the main entrance.

Media Workrooms: There will be a media workspace available directly through the staff entrance.

TV and Radio: Television broadcast positions will be in designated spots at Kaiser Permanente Arena. There will be radio broadcast positions inside the arena.

Photographers: Photographers are asked to stay in assigned spots behind each basket. Photographers must be on assignment from a recognized news source; freelance photographers will not be credentialed. Photographers are asked to wear rubber-soled shoes and are required to have rubber lens shades for their cameras.

Locker Rooms: In accordance with NBA policy, both locker rooms are open to properly credentialed members of the media during pregame for a 30-minute period that ends 45 minutes before tip-off. Postgame media availability follows a 10-minute cooling off period. Only working members of the press with proper credentials will be admitted to the locker rooms. No photo-only media will be allowed in the locker rooms.

Post-Game Interviews: Post-game interviews will be conducted behind the media backdrop in the hallway leading to the locker rooms. Media are asked to meet up 10 minutes after the game ends. All requests must be directed to the communications team.

Cell Phone Use in Locker Rooms: Per NBA policy, cell phone use is prohibited in team locker rooms.

Broadcast Truck Parking: Broadcast trucks can park on Laurel Street Extension.

**If you have any questions, please contact
the Santa Cruz Warriors communications team at 831-713-4396.**



KAISER PERMANENTE ARENA

The Santa Cruz Warriors play their home games at Kaiser Permanente Arena, located at 140 Front Street in Downtown Santa Cruz. It is the largest Green Certified venue in the Monterey Bay area, boasting a comprehensive recycling program, environmentally friendly cleaning practices and efficient water fixtures. The Green Business program calculates that Kaiser Permanente Arena saves more than 15,000 pounds of carbon dioxide and more than 82,000 gallons of water per year.

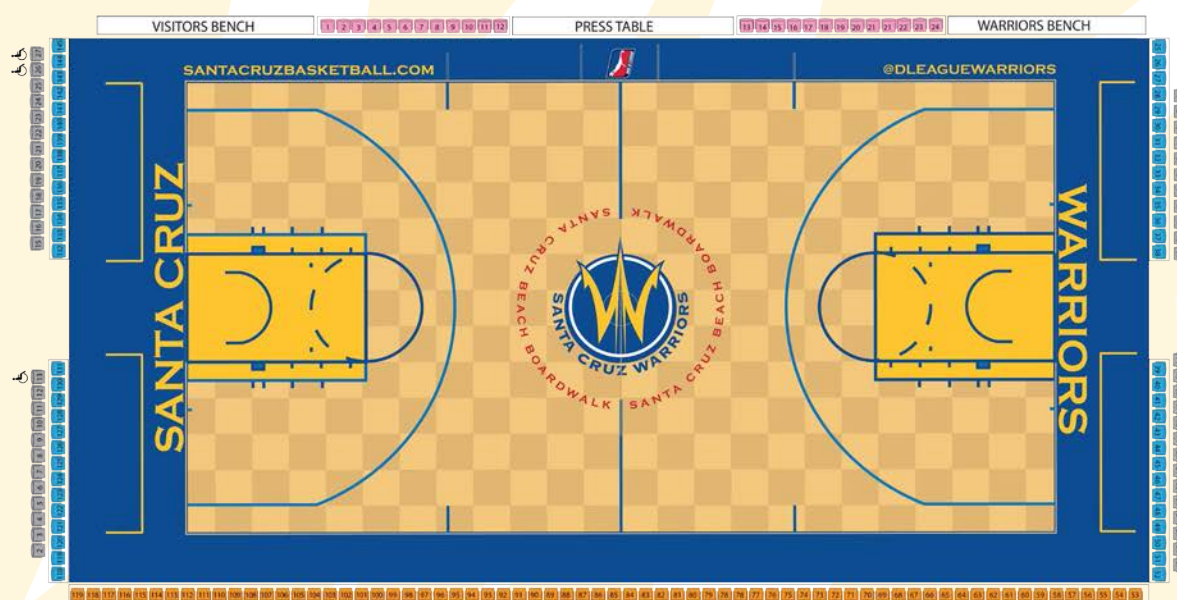
Kaiser Permanente Arena, which measures 29,928 square feet plus modular buildings housing locker rooms and public restrooms, is the largest indoor sports venue in the City of Santa Cruz. In addition to serving as the home of the Santa Cruz Warriors, Kaiser Permanente Arena hosted more than 60 outside events during the 2013-14 season, including the Santa Cruz Derby Girls, University of California Santa Cruz men's and women's basketball, American Red Cross blood drive, high school basketball, Zumba for Autism Awareness and more.

Entering its third year in the City of Santa Cruz, it is the Warriors' hope that Kaiser Permanente Arena becomes a positive force in the community and serves as the top youth sports center in the region.



Like Kaiser Permanente Arena on Facebook!

www.facebook.com/KaiserPermanenteArena





KAISER PERMANENTE ARENA

The following are prohibited in Kaiser Permanente Arena:

- Weapons of any kind
 - Bags larger than 14" x 14" x 6"
 - Backpacks of any size
- Outside food or beverages, including liquids of any kind
- Hard-sided containers, including bottles, cans, flasks, cooler and thermoses
 - Illegal drugs
 - Electronic Cigarettes
 - Any size pole or stick
 - Fireworks
- Artificial noisemakers of any kind
- Projectiles, including inflatable balls and Frisbees
 - Still cameras w/lenses longer than 3"
 - Video cameras
 - Laptop computers
 - Laser pointers
 - Large radios
 - Portable Chairs
- Scooter, bicycles, roller-skates and skateboards
 - Strollers
- Non-service animals
- Inappropriate attire or signage
- Any item deemed by Management to be dangerous, inappropriate or disruptive to other fans' enjoyment of the event





Community Relations

GRIND OUT HUNGER

Grind Out Hunger (www.grindouthunger.org) is a local nonprofit that empowers the youth to raise funds and awareness for the roughly 20,000 children who go hungry in the Santa Cruz area. In the first two Santa Cruz Warriors seasons, the team helped raise more than \$50,000 to help combat hunger in the community. Together with the Warriors, Grind Out Hunger prides itself on promoting healthy eating and active lifestyles for local children.

This partnership, made possible by founding sponsor Plantronics, will help provide access to up to 80,000 meals per year for children and families in need. At every Santa Cruz Warriors home game, Grind Out Hunger is instantly recognizable with its own special section behind the basket at Kaiser Permanente Arena, enabling the nonprofit to grow its audience by reaching passionate sports fans and encouraging them to channel their enthusiasm into feeding the needy in their community.


Grind Out Hunger also raises funds through a mini ball toss at every Santa Cruz Warriors home game. Fans can purchase branded mini-basketballs and throw them onto the court at the end of the third quarter, winning prizes if their ball makes it into a designated basket. The ball toss is presented by YogurtLand, which has partnered with Grind Out Hunger on numerous occasions.



READ TO ACHIEVE

For the third season, the Santa Cruz Warriors are partnering with the Santa Cruz City School District to help develop a life-long love of reading and literacy in every elementary and middle school child in the district. In partnership with Bookshop Santa Cruz and the Santa Cruz Sentinel, the seven-week Read to Achieve program encouraged local school children to read nearly a billion words in its first two seasons.

Read to Achieve is the most extensive educational outreach initiative in the history of professional sports. By providing resources, the NBA continues to aid schools, libraries and community-based organizations so that children have the necessary tools to succeed in life.





Community Relations

COMMUNITY JERSEYS

The Santa Cruz Warriors highlight select nonprofits by literally weaving them into the fabric of the game through the “community jersey” initiative. For a select home game, the Santa Cruz Warriors jersey features the logo of a nonprofit and a corporate partner, amplifying awareness in front of 2,500 passionate basketball fans. By auctioning off the game-worn jerseys, the Warriors helped raise more than \$15,000 for the Salvation Army, Grind Out Hunger, Hope Services and the American Red Cross during the 2013-14 season.

Below are examples of community jerseys benefiting nonprofits from the previous season:



APTOS HIGH SCHOOL WARRIORS NORCAL INVITATIONAL

The Santa Cruz Warriors have teamed up with Aptos High School to host the Aptos High School Warriors NorCal Invitational at Kaiser Permanente Arena. In its first year, the tournament featured eight high school teams – Aptos, Gilroy, Gunn, Milpitas, Palma, Soquel, St. Mary’s (Stockton) and Watsonville, with St. Mary’s capturing the inaugural championship trophy.

A three-day event, the tournament is the signature piece of the team’s attempt to bring



NBA D-LEAGUE GREEN WEEK

The Santa Cruz Warriors are committed to practices that protect the environment and preserve the Monterey Bay’s natural resources. Last season, the Warriors teamed up with environmental nonprofit Save Our Shores to host a public cleanup event where, together with 250 fans, they cleaned 135 pounds of trash from Seabright Beach.

During the 2014-15 season, the NBA D-League and its teams will host events and activities to generate awareness and raise funds to help support environmental protection. The Santa Cruz Warriors have partnered with Allterra Solar, which will be the presenting sponsor of 2015 NBA D-League Green Week.



Highlights from the Save Our Shores-Santa Cruz Warriors beach cleanup



Frequently Asked Questions

What is the NBA Development League?



The **NBA Development League (D-League)** is the official minor league of the NBA. Founded in 2001, the league now features 18 teams with direct affiliations to NBA franchises. It offers professional basketball at an affordable price in a fun, family-friendly atmosphere. The 2013-14 season was a record-breaking year for the league, with one-third of players on NBA end-of-season rosters (149) boasting NBA D-League experience. In addition, the league set a record with 36 players earning 49 GATORADE Call-Ups

during a full NBA regular season. Attendance grew during the league's 13th season as it surpassed the million total attendance mark for a fifth straight year.

In addition to fostering talent, the NBA D-League continues to develop coaches, referees and front office staff for the NBA and its teams. In fostering the league's connection to the community, its teams, players and staff promote health and wellness, support local needs and interests, and assist in educational development through NBA D-League Cares programs.

The NBA D-League also advances the game of basketball as the research and development arm of the NBA. Throughout the season, fans can watch all NBA D-League games on YouTube at www.youtube.com/nbadleague or the NBA D-League website at www.nba.com/dleague.

For more information on the league, including the latest GATORADE Call-Ups to the NBA and the top prospects to watch, head to www.nba.com/dleague.

How do NBA D-League contracts work?

NBA D-League players sign standard contracts with the league, not individual teams. The standard contract is one year in duration, but players are relieved of their contract obligations if they sign a contract with an NBA team at any point during the season.

How do the Golden State Warriors assign players to the NBA D-League?

NBA teams can assign players within their first three years of service to their D-League affiliate. In addition, players who have more experience in the NBA can be assigned to the NBA D-League with their consent.

Players can stay with the NBA D-League team for as long as the NBA team wishes, and be recalled back to the NBA at any time. There is no cap on how many times a player can be assigned to their NBA D-League affiliate.



Frequently Asked Questions

Who can call up a Santa Cruz Warrior to the NBA?

Since players sign a contract with the league, any NBA team can call up any NBA D-League player. For example, last season the Cleveland Cavaliers and Memphis Grizzlies called up Seth Curry, a guard for the Santa Cruz Warriors.

For a complete list of this season's GATORADE Call-Ups, head to http://www.nba.com/dleague/201415_gatorade_callups.html

What happens once a player gets called up?

An NBA team will sign a player to a contract depending on his years of service in the NBA. Typically, NBA teams will sign an NBA D-League player to a 10-day contract and assess their contribution to the team during that time.

A player can be signed to two 10-day contracts with an individual NBA team before that team must either sign him for the rest of the season or release him.

With call-ups and assignment players, how does a team set its roster?

An NBA D-League team's roster can be fluid. There are many ways a team can acquire players: returning players, the affiliate rule, the NBA D-League Draft, assignments, trades and the available player pool.

An NBA D-League team's roster must be 10 players, with up to 2 additional spots for players placed on the inactive/injury list. If its NBA parent assigns players, the team's active roster may be expanded to 13.

Once the season starts, teams are limited to 14 roster moves each year. There are exemptions to that limit if a team loses a player to a buyout, call-up, or season-ending injury.

How does a player return to the NBA D-League?

An NBA D-League team has returning player rights on any players on its roster for two consecutive seasons.

What is the affiliate rule?

An "affiliate player" is claimed by an NBA D-League team via the affiliate rule. When a player goes to NBA training camp and is waived, the NBA team's D-League affiliate can select up to three players whose rights are not owned by another NBA D-League team.

What does it mean when a player is "waived"?

When a player is waived in the NBA D-League, the team has given up their rights to him. After 48 hours, he clears waivers and any team can claim him from the available player pool.



Frequently Asked Questions

What is the NBA D-League Showcase?

The NBA D-League Showcase is the premier event for D-League players to show off their skills in front of NBA scouts and personnel. It is a four-day event, where all 18 D-League teams play two games against predetermined opponents. This year, it takes place from January 5-9 in Reno, Nevada – the third straight year that Reno is playing host to this event.

During its history, more than 30 NBA D-League players have earned GATORADE Call-Ups to the NBA during or immediately after the NBA D-League Showcase, while an even larger number benefited from the exposure of the showcase.

Is there an NBA D-League All-Star Game?

Yes. The NBA D-League All-Star Game is scheduled for Saturday, February 15, 2014 in New Orleans in conjunction with NBA All-Star activities.

How do playoffs in the NBA D-League work?

The top eight teams in the NBA D-League qualify for the playoffs. Seeding is based on record. However, the three division winners select their opponent, with the team with the best record picking first from the pool of seeds five through eight.

The playoffs are made up of three best-of-three series. The top seed plays away for the first game, and the remaining two games (if needed) are played at home. There is no re-seeding in the NBA D-League.



2015-16 NBA D-LEAGUE MAP





2015-16 NBA DEVELOPMENT LEAGUE TEAM AFFILIATIONS



AUSTIN SPURS (TX)
San Antonio Spurs



BAKERSFIELD JAM (CA)
Phoenix Suns



CANTON CHARGE (OH)
Cleveland Cavaliers



DELAWARE 87ERS (Newark, DE)
Philadelphia 76ers



ERIE BAYHAWKS (PA)
Orlando Magic



FORT WAYNE MAD ANTS (IN)
Indiana Pacers



GRAND RAPIDS DRIVE (MI)
Detroit Pistons



IDAHO STAMPEDE (Boise, ID)
Utah Jazz



IOWA ENERGY (Des Moines, IA)
Memphis Grizzlies



LOS ANGELES D-FENDERS (CA)
Los Angeles Lakers



MAINE RED CLAWS (Portland, ME)
Boston Celtics



OKLAHOMA CITY BLUE (OK)
Oklahoma City Thunder



RAPTORS 905 (Mississauga, CANADA)
Toronto Raptors



RENO BIGHORNS (NV)
Sacramento Kings



RIO GRANDE VALLEY VIPERS (Hidalgo, TX)
Houston Rockets



SANTA CRUZ WARRIORS
Golden State Warriors



SIOUX FALLS SKYFORCE (SD)
Miami Heat



TEXAS LEGENDS (Frisco, TX)
Dallas Mavericks



WESTCHESTER KNICKS (White Plains, NY)
New York Knicks

AUSTIN SPURS



NBA Affiliation: San Antonio Spurs

Conference: West

Address: 13581 Pond Springs Rd Ste. 108, Austin, TX 78729

Telephone: 512-236-8333

Fax: 512-236-8444

Head Coach: Ken McDonald

Media Relations Contact: Perri Travillion

Media Relations Email: ptravillion@attcenter.com

Arena: Cedar Park Center

Capacity: 7,200

Website: <http://austin.dleague.nba.com>

Twitter: @austin_spurs

2015 – 2016 Schedule:

Friday, November 27 at Santa Cruz (7:00 p.m. PST)

Saturday, November 28 at Santa Cruz (7:00 p.m. PST)

Tuesday, December 29 at Austin (5:30 p.m. PST)

Wednesday, December 30 at Austin (5:30 p.m. PST)

Sunday, March 27 at Santa Cruz (6:00 p.m. PST)

BAKERSFIELD JAM

NBA Affiliation: Phoenix Suns

Conference: West

Address: 1400 Norris Rd., Bakersfield, CA 93308

Telephone: 661-615-6550

Fax: 661-615-6555

Head Coach: Chris Jent

Media Relations Contact: William Aquije

Media Relations Email: william@bakersfieldjam.com

Arena: Dignity Health Event Center

Capacity: 500

Website: <http://bakersfield.dleague.nba.com>

Twitter: @BakersfieldJam

2015 – 2016 Schedule:

Friday, November 13 at Santa Cruz (7:00 p.m. PST)

Tuesday, November 24 at Bakersfield (7:00 p.m. PST)

Friday, December 18 at Santa Cruz (7:00 p.m. PST)

Friday, January 29 at Bakersfield (7:00 p.m. PST)

Friday February 5 at Bakersfield (7:00 p.m. PST)

Wednesday, March 2 at Santa Cruz (7:00 p.m. PST)

CANTON CHARGE



NBA Affiliation: Cleveland Cavaliers

Conference: East

Address: 1101 Market Ave. N, Canton, OH 44702

Phone: 866-444-1944

Head Coach: Jordi Fernandez

Media Relations Contact: Sean Wyatt

Media Relations Email: SWyatt@cantoncharge.com

Arena: Canton Memorial Civic Center

Capacity: 5,200

Website: <http://canton.dleague.nba.com>

Twitter: @CantonCharge

2015 – 2016 Schedule:

Tuesday, December 15 at Santa Cruz (7:00 p.m. PST)

DELAWARE 87ERS



NBA Affiliation: Philadelphia 76ers

Conference: East

Address: 300 Martin Luther King Blvd., Suite 200, Wilmington, DE 19801

Telephone: 302-504-7587

Fax: 302-351-5370

Head Coach: Kevin Young

Media Relations Contact: Andrew Dzurita

Media Relations Email: andrewdzurita@sevens.com

Arena: The Bob Carpenter Center

Capacity: 5,100

Website: <http://delaware.dleague.nba.com>

Twitter: @Sevens

2015 – 2016 Schedule:

Sunday, March 13 at Santa Cruz (6:00 p.m. PST)

ERIE BAYHAWKS



NBA Affiliation: Orlando Magic

Conference: East

Address: 110 East 8th St., Erie, PA 16501

Telephone: 814-790-5600

Fax: 814-790-5608

Head Coach: Bill Peterson

Media Relations Contact: Iris Rayburn

Media Relations Email: iris.rayburn@nbaerie.com

Arena: Erie Insurance Arena

Capacity: 6,750

Website: <http://erie.dleague.nba.com>

Twitter: @ErieBayHawks

2015 – 2016 Schedule:

FORT WAYNE MAD ANTS



NBA Affiliations: Indiana Pacers

Conference: East

Address: 1910 St. Joe Center Rd., Suite 61, Fort Wayne, IN 46825

Phone: 260-469-HOOP

Fax: 260-469-4674

Head Coach: Steve Gansey

Media Relations Contact: Kara Stevenson

Media Relations Email: kara@fortwaynehoops.com

Arena: Allen County War Memorial Coliseum

Capacity: 13,000

Website: <http://fortwayne.dleague.nba.com>

Twitter: @TheMadAnts

2015 – 2016 Schedule:

GRAND RAPIDS DRIVE



NBA Affiliation: Detroit Pistons

Conference: East

Address: 40 Monroe Center St NW, Suite 11, Grand Rapids, MI 49503

Phone: (616) 309-7125

Head Coach: Otis Smith

Media Relations Contact: Sarah Jbara

Media Relations Email: spj@nbagrandrapids.com

Arena: DeltaPlex Arena

Capacity: 4,500

Website: <http://grandrapids.dleague.nba.com>

Twitter: @grdleague

2015 – 2016 Schedule:

IDAHO STAMPEDE



NBA Affiliation: Utah Jazz

Conference: West

Address: 233 S. Capitol Blvd., Ste. 100, Boise ID 83702

Phone: 208-388-4667

Fax: 208-388-3845

Head Coach: Dean Cooper

Media Relations Contact: Aubrie Warkentien

Media Relations Email: aubrie@idahostampede.com

Arena: CenturyLink Arena

Capacity: 5,732

Website: <http://idaho.dleague.nba.com>

Twitter: @IdahoStampede

2015 - 2016 Schedule:

Saturday, December 19 at Santa Cruz (7:00 p.m. PST)

Tuesday, January 12 at Idaho (6:00 p.m. PST)

Wednesday, January 20 at Santa Cruz (7:00 p.m. PST)

Thursday, March 24 at Santa Cruz (7:00 p.m. PST)

Friday, April 1 at Idaho (6:00 p.m. PST)

Saturday, April 2 at Idaho (6:00 p.m. PST)

IOWA ENERGY



NBA Affiliation: Memphis Grizzlies

Conference: East

Address: 730 3rd Street, Des Moines, Iowa 50309

Telephone: 515-564-8550

Fax: 515-564-8551

Head Coach: Bob Donewald Jr.

Media Relations Contact: Mike Leighton

Media Relations Email: mleighton@iowanba.com

Arena: Wells Fargo Arena

Capacity: 3,250

Website: <http://iowa.dleague.nba.com>

Twitter: @iowaenergy

2015 – 2016 Schedule:

LOS ANGELES D-FENDERS



NBA Affiliation: Los Angeles Lakers

Conference: West

Address: 555 N. Nash Street, El Segundo, CA 90245

Telephone: (310) 426-6000

Fax: (310) 343-3412

Head Coach: Casey Owens

Media Relations Contact: D-Fenders Basketball Communications

Media Relations Main Office: (310) 426-6001

Arena: Toyota Sports Center

Capacity: 336

Website: <http://losangeles.dleague.nba.com>

Twitter: @DFenders

2015 – 2016 Schedule:

Saturday, November 14 at Los Angeles (6:30 p.m. PST)

Friday, November 20 at Santa Cruz (7:00 p.m. PST)

Tuesday, December 22 at Santa Cruz (7:00 p.m. PST)

Thursday, February 18 at Los Angeles (7:30 p.m. PST)

Saturday, March 12 at Santa Cruz (7:00 p.m. PST)

Saturday, March 26 at Los Angeles (6:30 p.m. PST)

MAINE RED CLAWS



NBA Affiliation: Boston Celtics

Conference: East

Address: 413 Congress Street, Portland, ME 04101

Telephone: 207-210-6655

Fax: 207-210-6659

Head Coach: Scott Morrison

Media Relations Contact: Evans Boston

Media Relations Email: eboston@maineredclaws.com

Arena: Portland Exposition Building

Capacity: 3,100

Website: <http://maine.dleague.nba.com>

Twitter: @maineredclaws

2015 – 2016 Schedule:

Saturday, January 2 at Maine (4:00 p.m. PST)

OKLAHOMA CITY BLUE



NBA Affiliation: Oklahoma City Thunder

Conference: West

Address: 208 Thunder Drive, Oklahoma City, OK 73102

Telephone: 405-429-7884

Fax: 405-429-7885

Head Coach: Mark Daigneault

Media Relations Contact: Ben Coldagelli

Media Relations Email: bcoldagelli@Thunder-NBA.com

Arena: COX Convention Center

Capacity: 13,846

Website: <http://oklahomacity.dleague.nba.com>

Twitter: @okcblue

2015 – 2016 Schedule:

Saturday, December 12 at Tulsa (5:00 p.m. PST)

Friday, March 4 at Tulsa (5:00 p.m. PST)

Saturday, March 5 at Tulsa (5:00 p.m. PST)

Friday, March 18 at Santa Cruz (7:00 p.m. PST)

Saturday, March 19 at Santa Cruz (7:00 p.m. PST)

RAPTORS 905



NBA Affiliation: Toronto Raptors

Conference: East

Address:

Phone:

Fax:

Head Coach: Jesse Mermuys

Media Relations Contact: Justin Dickie

Media Relations Email: Justin.Dickie@MLSE.com

Arena:

Capacity:

Website: <http://raptors905.dleague.nba.com>

Twitter:

2015 – 2016 Schedule:

RENO BIGHORNS



NBA Affiliation: Sacramento Kings

Conference: West

Address: 50 West Liberty Street, Suite 201, Reno, NV 89501

Phone: 775-853-8220

Fax: 775-853-1601

Head Coach: David Arseneault

Media Relations Contact: Kyle Jones

Media Relations Email: kjones@renobighorns.com

Arena: Reno Events Center

Capacity: 7,000

Website: <http://reno.dleague.nba.com>

Twitter: @renobighorns

2015 – 2016 Schedule:

Sunday, November 22 at Reno (6:00 p.m. PST)

Sunday, January 31 at Reno (3:00 p.m. PST)

Tuesday, February 9 at Santa Cruz (7:00 p.m. PST)

Friday, February 26 at Santa Cruz (7:00 p.m. PST)

Saturday, February 27 at Reno (7:00 p.m. PST)

Wednesday, March 30 at Santa Cruz (7:00 p.m. PST)

RIO GRANDE VALLEY VIPERS



NBA Affiliation: Houston Rockets

Conference: West

Address: 4500 N 10th St. Suite 315, McAllen, TX 78504

Telephone: 956-972-1144

Fax: 956-972-1150

Head Coach: Matt Brase

Media Relations Contact: Rebecca Sweat

Media Relations Email: rsweat@rgvipers.com

Arena: State Farm Arena

Capacity: 5,500

Website: <http://riograndevalley.dleague.nba.com>

Twitter: @RGVVipers

2015 – 2016 Schedule:

Sunday, December 27 at Rio Grande Valley (1:00 p.m. PST)

Friday, January 22 at Santa Cruz (7:00 p.m. PST)

Saturday, January 23 at Santa Cruz (7:00 p.m. PST)

Friday, February 19 at Santa Cruz (7:00 p.m. PST)

Tuesday, February 23 at Rio Grande Valley (5:00 p.m. PST)

SIoux FALLS SKYFORCE



NBA Affiliation: Miami HEAT

Conference: East

Address: 2131 S. Minnesota Ave., Sioux Falls, SD 57105

Telephone: 605-332-0605

Fax: 605-332-2305

Head Coach: Phil Weber

Media Relations Contact: Darren Feeney

Media Relations Email: darren@skyforceonline.com

Arena: Sanford Pentagon

Capacity: 3,250

Website: <http://siouxfalls.dleague.nba.com>

Twitter: @SFSkyforce

2015 – 2016 Schedule:

TEXAS LEGENDS



NBA Affiliation: Dallas Mavericks

Conference: West

Address: 2601 Avenue of the Stars, Suite 300, Frisco, Texas, 75034

Telephone: 214-469-0822

Fax: 214-469-0823

Head Coach: Nick Van Exel

Media Relations Contact: Britney Wynn

Media Relations Email: bwynn@texlegends.com

Arena: Dr Pepper Arena

Capacity: 4,500

Website: <http://texas.dleague.nba.com>

Twitter: @TexasLegends

2015 – 2016 Schedule:

Friday, December 4 at Santa Cruz (7:00 p.m. PST)

Saturday, December 5 at Santa Cruz (7:00 p.m. PST)

Friday, December 11 at Texas (5:00 p.m. PST)

Friday, January 15 at Texas (5:00 p.m. PST)

Saturday, January 16 at Texas (5:00 p.m. PST)

WESTCHESTER KNICKS



NBA Affiliation: New York Knicks

Conference: East

Address: 198 Central Avenue, White Plains, New York 10606

Telephone: 914-559-6870

Head Coach: Mike Miller

Media Relations Contact: Katie Hatch

Media Relations Email: katie.hatch@msg.com

Arena: Westchester County Center

Capacity: 5,000

Website: <http://www.nba.com/dleague/westchester/>

Twitter: @wcknicks

2015 – 2016 Schedule:

Sunday, January 3 at Westchester (2:00 p.m. PST)

TOGETHER WE ARE WARRIORS

831.713.4400
santacruzbasketball.com
903 Pacific Avenue, Suite 101, Santa Cruz

Follow us at @Dleaguewarriors
on Twitter & Instagram



OFFICIAL D-LEAGUE AFFILIATE OF
THE GOLDEN STATE WARRIORS

