



OFFICIAL D-LEAGUE AFFILIATE OF
THE GOLDEN STATE WARRIORS





We are excited to provide you with the media guide for the third year of Santa Cruz Warriors basketball. This will serve as your go-to-reference for everything you need to know about the Santa Cruz Warriors – the players, history, schedule of opponents and information on the NBA D-League.

Go Warriors!



Table of Contents

<i>Schedule</i>	3
<i>Stay Connected</i>	4
<i>Directory</i>	5
<i>Ownership</i>	6 - 11
<i>Basketball Operations & Coaching Staff</i>	12 - 18
<i>Front Office Staff, Health Staff & Broadcast Team</i>	19 - 25
<i>The Logo & Uniforms</i>	26
<i>All Time Callups</i>	27 - 28
<i>Roster & Players</i>	29 - 41
<i>2013 - 14 Season Review</i>	42 - 73
<i>Inaugural Season Review</i>	74 - 101
<i>Instagram</i>	102
<i>Key Dates & Awards</i>	103 - 104
<i>Transactions</i>	105 - 111
<i>Draft History</i>	112 - 113
<i>Thank You, Fans</i>	114
<i>Santa Cruz Warriors History</i>	115 - 116
<i>Media Information</i>	117
<i>Kaiser Permanente Arena</i>	118 - 120
<i>Community Relations</i>	121 - 122
<i>Frequently Asked Questions</i>	123 - 125
<i>D-League Teams</i>	126 - 144

SANTA CRUZ WARRIORS

14  15
SEASON

	SUN	MON	TUE	WED	THU	FRI	SAT
NOVEMBER							1
	2	3	4	5	6	7	8
	9	10	11	12	13	7:00 PM LOS ANGELES	7:00 PM IOWA
	16	17	18	19	20	5:00 PM TEXAS	21
	1:00 PM AUSTIN	24	7:00 PM BAKERSFIELD	25	26	7:00 PM RIO GRANDE VALLEY	28
	6:00 PM RIO GRANDE VALLEY	30					29
DECEMBER		1	2	3	4	7:00 PM LOS ANGELES	5
	7	8	9	10	11	7:00 PM AUSTIN	7:00 PM ERIE
	14	15	16	7:00 PM OKLAHOMA CITY	17	18	6:00 PM IDAHO
	21	22	23	24	25	26	7:00 PM IDAHO
	28	29	30	31			
JANUARY					1	7:00 PM CANTON	2
	4	5	4:00 PM FT. WAYNE	6	7	8	4:00 PM MAINE
	11	12	4:00 PM DELAWARE	13	14	15	16
	18	19	20	21	7:00 PM LOS ANGELES	22	7:00 PM RENO
	25	26	7:00 PM BAKERSFIELD	27	28	29	7:00 PM RENO
							30
FEBRUARY	1	2	3	4	7:00 PM BAKERSFIELD	5	6
	5:00 PM LOS ANGELES	8	7:00 PM BAKERSFIELD	10	11	12	13
	15	16	5:00 PM OKLAHOMA CITY	17	5:00 PM TEXAS	18	19
	22	23	7:00 PM AUSTIN	24	25	26	7:00 PM WESTCHESTER
							27
MARCH	6:00 PM OKLAHOMA CITY	1	2	7:00 PM TEXAS	4	5	7:00 PM IDAHO
	8	9	9:00 AM OKLAHOMA CITY	10	11	5:00 PM OKLAHOMA CITY	12
	1:00 PM RIO GRANDE VALLEY	15	16	17	18	19	7:00 PM LOS ANGELES
	22	23	24	25	26	27	7:00 PM RENO
	6:00 PM TEXAS	29	30	31			7:00 PM BAKERSFIELD
APRIL				1	2	7:00 PM RENO	3
	5	6	7	8	9	10	7:00 PM BAKERSFIELD
	12	13	14	15	16	17	18

 HOME GAME ALL TIMES PACIFIC

SANTACRUZBASKETBALL.COM | 831.713.4400





Stay Connected

Keep in touch with the Santa Cruz Warriors anytime!



www.santacruzbasketball.com



Like us on Facebook www.facebook.com/SantaCruzWarriors



Follow [@DLeagueWarriors](https://twitter.com/DLeagueWarriors)



Follow [@DLeagueWarriors](https://www.instagram.com/DLeagueWarriors)



Watch game highlights and more at youtube.com/santacruzwarriors

Ownership..... Joe Lacob & Peter Guber

Basketball Staff

Associate General Managers.....Pat Sund & Jonnie West
 Head Coach..... Casey Hill
 Assistant Coach..... James Andrisevic
 Assistant Coach.....Raman Sposato
 Coaching Coordinator..... Kevin Hopkins
 Athletic Trainer..... Roger Sancho
 Athletic Performance Coach..... Kyle Barbour
 Director of Basketball Operations.....Ryan Atkinson
 Basketball Operations CoordinatorKurt Couvion
 Manager of Operations.....Devin Dismang

Business Staff

President..... Jim Weyermann
 Senior Director of Marketing.....Erika Beutler
 Director of Ticket Sales..... Dana Knops
 Director of Corporate Sponsorships Danny Keith
 Director of Team Sponsorships/CR Fundraising.....Gina Antoniello
 Senior Ticket Operations Manager..... Josie Pappas
 Group Sales Account Executive.....Rob Yurich
 Marketing Coordinator/Graphic Designer..... John Bickle
 Executive Assistant to the President/Office Manager..... Leonie Mendoza
 Senior Accountant..... Cori Gerlach
 Facilities Manager..... Tyler Weyermann

Team Information

Arena..... Kaiser Permanente Arena
 Arena Address..... 140 Front Street, Santa Cruz, CA 95060
 Business Office Address..... 903 Pacific Avenue, Ste. 101, Santa Cruz, CA 95060
 Business Phone.....(831) 713-4400
 Business Fax..... (831) 466-3201





Golden State Warriors Co-Executive Chairman & CEO

In his role as Co-Executive Chairman & CEO, Joe Lacob is the co-managing member of the Golden State Warriors' ownership group. He serves on the NBA Board of Governors and is a member of the league's Competition Committee.

Since making a record-setting bid to purchase his hometown NBA club – a longtime dream of the Atherton resident – and assuming control of the team on November 12, 2010, Lacob has been the driving force behind many of the creative changes that have transpired with the organization, including several major announcements, prominent personnel additions and an emphasis on transparency. This past season, Lacob's third as owner, the Warriors finished with a 47-35 record and returned to the NBA Playoffs for the first time in six years. As the sixth-seed in the Western Conference, Golden State upset

the third-seeded Denver Nuggets in the First Round of the Playoffs before extending the San Antonio Spurs to six games in the Western Conference Semifinals.

On May 22, 2012, Lacob joined co-owner Peter Guber, NBA Commissioner David Stern and San Francisco Mayor Edwin Lee in announcing the team's intention to build a privately financed sports and entertainment complex on Piers 30-32 and Seawall Lot 330 along the waterfront in San Francisco. In addition to making monumental commitments to the team's future, Joe has taken an active role in connecting the current Warriors organization with its rich history. In 2012, Lacob saw to it that one of the most beloved players in franchise history, Chris Mullin, received the honor of having his #17 jersey raised to the rafters at Oracle Arena, becoming the sixth player in franchise history to have his number retired.

During his first full offseason as owner in the summer of 2011, Lacob recruited two of the most experienced, successful and respected individuals in NBA circles to join the organization, landing NBA Hall of Famer and basketball icon Jerry West as an executive board member, and hiring longtime league and team executive Rick Welts as president and chief operating officer. Additionally, Lacob played a significant role in the hiring of Mark Jackson as head coach, as well as the hiring of successful sports agent Bob Myers, who is now the club's general manager. In an effort to connect with the team's supporters and open the lines of communication, Lacob has engaged with fans via a wide variety of outlets, including in-studio visits to local radio and TV stations, season ticket holder conference calls, exclusive game-night events and direct one-on-one meetings. In September of 2011, he spoke directly to nearly 3,000 of the team's Season Ticket Holders at an exclusive event at Oracle Arena and has been a frequent guest speaker at various local and national sports seminars.

Lacob's NBA and professional sports experience dates back over two decades, including a five-year tenure as minority owner of the Boston Celtics, where he served on the basketball committee. He earned an NBA World Championship ring in 2008 with the storied franchise before selling his minority stake to purchase the Warriors.



Lacob has been a partner of Menlo Park, California, based Kleiner Perkins Caufield & Byers since 1987. Though still a partner in the firm, he has relinquished his managing partner role in order to pursue his lifelong goal of owning and operating an NBA team. In his role as a venture capitalist, he has led investments in over 50 start-up companies across multiple fields in life sciences and medical technologies, the internet and energy.

Lacob received a Bachelor's in Biological Sciences from the University of California-Irvine, a Master's in Public Health (Epidemiology) from UCLA and an M.B.A. from the Stanford Graduate School of Business. He credits his Master's degree in Epidemiology (biostatistics) with providing him a background in statistics that helped drive his passion for sports. It also played a role in his decision to invest in Sportsline – one of the first sports internet sites – and one of Lacob's earliest sports success stories. He was also a primary investor and pioneer of the American Basketball League, a professional women's basketball league that eventually lost out to the WNBA. Lacob also was and continues as one of the original partners in the Pebble Beach Company, an effort formed to bring the historic Pebble Beach resort and golf course back to long term American ownership. Additionally, Lacob has been involved with Stanford basketball for over 25 years and is a fixture in his courtside seats at Maples Pavilion. Lacob currently serves on the Board of Directors of one public company, Align Technology, as well as several other privately-held companies, including Autonomic Technologies, Neuropace, Therox, SunDrop Fuels and TransMedics.

In recent years, Lacob has been involved in industry organizations including the American Heart Association and the AHA Roundtable. He has also been very active at Stanford University, serving on advisory boards at the Medical Center, Business School and Athletic Department. Lacob's philanthropic interests focus on education, both in the community and with universities. He has also provided scholarships to a number of high potential academic and athletic high school and college students in need.

An avid golfer, Joe has been a longtime participant in the AT&T National Pro-Am at Pebble Beach. He has played in a regular pick-up basketball game, and still does, at least twice weekly for over 30 years at Stanford. Most importantly for Warriors fans, Lacob has been a passionate fan of the Bay Area club that he now owns – supporting his local franchise as a loyal and dedicated Season Ticket Holder since 1998.





Golden State Warriors Co-Executive Chairman

Peter Guber, a prominent figure in the entertainment industry for over 30 years, serves as the Co-Executive Chairman of the Golden State Warriors. As co-managing partner, he joined Joe Lacob as the driving forces behind the current ownership group's NBA record-setting bid to purchase the Warriors in 2010.

Guber brings lifelong experience in sports and location based entertainment, recognizing the importance of enhancing every aspect of fan experience. In May of 2012, Guber joined Lacob, NBA Commissioner David Stern and San Francisco Mayor Edwin Lee, in announcing the Warriors' intention to build a privately financed sports and entertainment complex on Piers 30-32 and Seawall Lot 330 on the waterfront in San Francisco.

Guber is among the most successful executives and entrepreneurs in the entertainment and communications industries. Prior to founding Mandalay Entertainment, Guber's impressive resume included serving as the Chairman & CEO of Sony Pictures Entertainment, President of Columbia Pictures, Chairman and CEO of Polygram Entertainment and Co-Owner and Co-Chairman of Casablanca Record & Filmworks. The list of films that he personally produced or executive produced includes Rain Man, Batman, The Color Purple, Midnight Express, Gorillas in the Mist, The Witches of Eastwick, Missing and Flashdance. Guber's movies have earned over three billion dollars worldwide, while also garnering more than 50 Academy Award nominations.

Peter Guber is the Founder and CEO of Mandalay Entertainment, a visionary multimedia venture spanning movies, TV, sports, and new media. The company's rich history of creating filmed entertainment includes the box office hits, I Know What You Did Last Summer, Donnie Brasco, Seven Years in Tibet, Wild Things, Les Miserables, The Kids Are All Right, Soul Surfer and Bernie, among many others. Forthcoming Mandalay releases include The Voices, starring Ryan Reynolds, When The Game Stands Tall, starring Jim Caviezel, Horns, starring Daniel Radcliffe, and Dark Places, starring Charlize Theron.

In the professional sports industry, Mandalay Sports Entertainment has become a national sports entertainment provider, owning and/or managing professional baseball franchises, sports marketing and venue management. The Dayton Dragons, the Mandalay-owned Class A affiliate of the Cincinnati Reds, established a North American professional sports record with their 815th consecutive sellout on July 9, 2011, surpassing the previous mark (814) held by the Portland Trail Blazers. Additionally, Guber together with Guggenheim Group and Magic Johnson, acquired the Los Angeles Dodgers. Guber is an owner and Chairman of Dick Clark Productions, a leading independent producer of television programming including such perennial hits as the American Music Awards, Golden Globe Awards, Dick Clark's New Year's Rockin' Eve, and So You Think You Can Dance.



Guber is a pre-IPO investor in Demand Media, who appointed him to its board of directors. He is Chairman of Mandalay Digital Group, a NASDAQ listed leading global mobile data services provider, and is Chairman of Mandalay Sports Media, a partnership with Mike Tollin, Emmy and Peabody Award-winning film and television producer/director, and CAA Sports, the world's leading athlete representation agency.

Guber is a full professor at UCLA, teaching at the Anderson School of Management and the School of Theater, Film, Television and Digital Media. He is a member of the UCLA Foundation Board of Trustees, as well as the winner of UCLA's prestigious Service Award for his accomplishments in association with the school. Guber is the Chair of the Founding Board of Advisors for the Center for Managing Enterprises in Media, Entertainment & Sports (MEMES) at the UCLA Anderson School of Management.

Guber served as the co-host of the critically acclaimed television show, Shootout, for six years on American Movie Classics cable network. AMC moved Guber's talents to prime time with Story Makers, a series of one hour specials on the cable network. Guber was most recently seen on Starz/Encore as co-host of In the House, a weekly news and interview show focusing on industry trends in pop culture. He can currently be seen as an Entertainment and Media Analyst on Fox Business News.

A noted author, Guber's third book, Tell To Win - Connect, Persuade, and Triumph with the Hidden Power of Story - was published by Crown Business on March 1, 2011, and became an instant #1 NY Times bestseller. Fortune magazine chose Tell To Win as one of their "5 Business Books You Can Really Use" and Hudson Booksellers, retail book stores in airports throughout North America, chose Tell To Win as one of the "5 Best Business Books of the Year." Tell to Win is in its 13th printing.

Guber was recruited by Columbia Pictures out of NYU's Graduate School of Business, where he was pursuing an MBA. He holds a BA, Master of Law and Juris Doctorate degrees. He received his honorary doctorate in Fine Arts from the University of Connecticut, was named Albert Gallatin Fellow at New York University; is a recipient of Syracuse University's George Arents Pioneer Award, the highest honor that can be given an alumnus, for his distinguished work in film; and is also a recipient of USC's Dean's Award for National Business Leadership.





Golden State Warriors President & Chief Operating Officer

One of the most respected business executives in the NBA, with over 39 years of experience in the league, Rick Welts is currently in his fourth season as President and Chief Operating Officer of the Golden State Warriors. In this role, he oversees all business-related operations for the Warriors, including the team's proposed development of a privately financed sports and entertainment center in San Francisco's Mission Bay neighborhood, reporting to the organization's Co-Managing Partners, Joe Lacob and Peter Guber.

Under Welts' direction, the organization has established several franchise benchmarks from a business standpoint in recent years as the Warriors brand continues to grow in stature, not only in the Bay Area, but also

within the NBA community and beyond. The organization has won numerous awards across all facets of the business in recent years, including last May when the Warriors were named "Sports Team of the Year" by the Sports Business Journal/Daily, with Welts accepting the award on behalf of the organization at the Seventh Annual Sports Business Awards in New York City.

Welts, 61, owns an impressive and all-encompassing résumé that includes a myriad of different capacities spanning virtually every level of an NBA operation. Prior to joining the Warriors in October 2011, he spent nine years with the Phoenix Suns, serving the organization as president and chief executive officer for the last two seasons. Welts' responsibilities in Phoenix included the supervision of all business operations for the Suns, while also overseeing the team's interest in the management of the US Airways Center and the WNBA's Phoenix Mercury. The Mercury won the WNBA Championship in 2007 and 2009.

Prior to joining the Suns, Welts enjoyed a successful 17-year (1982-1999) stint at the NBA league office in New York, where he ascended through the ranks to eventually become the league's third-in-command as the executive vice president, chief marketing officer and president of NBA Properties. In addition to his overall contributions to the revitalization of the league's image and popularity, his notable accomplishments at the NBA include the creation of NBA All-Star Weekend in 1984 – a model that subsequently became a fixture in both MLB and the NHL – along with the creation of the marketing program for USA Basketball for the 1992 Olympic "Dream Team." Along with Val Ackerman, Welts was named "Marketer of the Year" by Brandweek in 1998 for his role in launching the WNBA. During his time at the NBA office, he supervised a wide-range of departments, including corporate sponsorship and media sales, consumer products, international business activities, media relations, community relations, team services, special events and creative services. Welts also played a prominent role in the organization of preseason games in foreign countries and the eventual opening of international NBA offices in Australia, Asia, Europe, Mexico and Canada.



A native of Seattle, Washington, Welts began his NBA career in 1969, at the age of 16, as a ball boy with the Seattle SuperSonics. He spent 10 years with his hometown team serving a number of roles, including as the team's director of public relations during back-to-back appearances in the NBA Finals (1978 and 1979) and the SuperSonics lone NBA Championship in 1979. In 2006, he was the recipient of the annual Splaver/McHugh "Tribute to Excellence Award," which is given annually by the NBA Public Relations Directors' Association to a current or former member of the NBA PR family who has demonstrated an outstanding level of performance and service during their NBA career.

After leaving the SuperSonics, the University of Washington product spent the following three years (1980-1982) at Bob Walsh & Associates, a sports marketing firm in the Seattle area. His non-NBA résumé also includes serving as president of Fox Sports Enterprises (1999-2000).

In May of 2011, in a front page story in the New York Times, Welts became the highest ranking executive in men's professional team sports to publicly acknowledge he is gay. He was presented with a United States Tennis Association 2011 ICON Award at the US Open in New York City, an award that recognizes and celebrates those who have had a positive impact on diversity and inclusion in the sports industry and society. In October 2011, he was honored with GLSEN's (Gay, Lesbian and Straight Education Network) Respect Award, which honors those who have made a difference in the areas of diversity and inclusion. In September, he was honored by GLAAD, the nation's LGBT media advocacy organization, with the Davidson/Valentini Award, which is presented to an LGBT media professional who has made a significant difference in promoting equality for the LGBT community.





PAT SUND
Associate General Manager

Patrick Sund is entering his first season as associate general manager with the Santa Cruz warriors, and his sixth season with the Golden State Warriors organization. During his first five years with the club, Sund has assisted with various aspects of the day-to-day basketball operations efforts, while also assisting with the team's annual NBA Draft preparations. Last season, Sund served as the team's Manager of Scouting and was responsible for developing and maintaining the team's internal college scouting database and statistical analysis.

Additionally, he served as a collegiate scout and also worked on special projects for basketball operations. Sund originally joined the organization as a basketball operations assistant prior to the 2009-10 campaign and spent the next three seasons as a basketball operations coordinator focusing on analytics, college scouting, and working to help implement the SportVu system. A graduate of Indiana University with a degree in Sports Marketing and Management, Sund worked with the IU basketball team under Tom Crean during the 2008-09 season before joining the Warriors. He currently resides in San Francisco with his wife, Betsy and their dog, Archie.





JONNIE WEST
Associate General Manager

Jonnie West is in his third season with the Santa Cruz Warriors and first as Associate General Manager. He spent last season as the team's director of player personnel, where he helped build the roster that ultimately returned to the NBA D-League Finals for the second consecutive time. West was a scout during his first season with the Warriors, where he provided advance scouting of future opponents and player scouting for personnel moves.

West played four years of basketball under Bob Huggins at West Virginia University, appearing in four NCAA tournaments, two Sweet 16's and one Final Four. After graduating with a Bachelor's degree in sport management and a Master's in business administration, West assisted with NBA free agency and draft preparation for the Wasserman Media Group.





CASEY HILL
Head Coach

Casey Hill is in his second season as Head Coach of the Santa Cruz Warriors. In his first year at the helm, Hill led the Warriors to a 29-21 regular season record and their second consecutive NBA D-League Finals berth. He coached five Golden State Warriors during their assignments to Santa Cruz during the 2013-14 season while developing three Warriors who went on to earn a league-high eight GATORADE Call-Ups to the NBA.

Hill spent the previous two seasons as an assistant coach of the franchise, helping lead the Warriors to the NBA D-League Finals during the 2012-13 season. In his first season as assistant coach, he helped lead the Dakota Wizards to the top of the Eastern Conference.

Prior to joining the Santa Cruz staff, Hill worked under his father, longtime NBA coach Bob Hill, with the Tokyo Apache, a professional team in Japan. Hill is a graduate of Trinity University, where he was a member of the Tigers' basketball team. He resides in Capitola with his wife Lizz.





JAMES ANDRISEVIC **Assistant Coach**

James Andrisevic is in his second season as an Assistant Coach with the Santa Cruz Warriors. As a member of Head Coach Casey Hill's staff during the 2013-14 campaign, Andrisevic helped lead the team to the NBA D-League Finals and assisted in developing three Santa Cruz Warriors who received a league-high eight GATORADE Call-Ups to the NBA. During the offseason, Andrisevic served as the head coach of the U.S.A. Men's All-Star team organized by NetScouts Basketball, which traveled to China to participate in games against the Chinese National team and a team from the Chinese Basketball Association (CBA). The roster included Santa Cruz Warriors alumni Kiwi Gardner and Kevin Kotzur.

Andrisevic comes to Santa Cruz after serving as head coach of BC Prievidza in Slovakia. Previously, he was the head coach of Asker BC in the top basketball league in Norway, advancing to the championship round after leading the youngest team in the history of the league to a 15-6 record.

While studying to complete his M.B.A., Andrisevic worked as the men's basketball coordinator at Drake University in Des Moines, Iowa. He played professionally in Germany, Denmark and England after a three-year collegiate career at Arizona State University, where he was teammates with former Golden State Warrior Ike Diogu.



RAMAN SPOSATO **Assistant Coach**

Raman Sposato is in his first season as an Assistant Coach with the Santa Cruz Warriors. Sposato, who has more than 10 years of NBA experience on his resume, comes to Santa Cruz after serving as the assistant workout coach for the Detroit Pistons last season, where he handled typical assistant coach duties in addition to participating in on-court drills and skill development workouts with the players. He spent the previous eight seasons with the Los Angeles Clippers in a variety of roles, most recently serving as player development assistant/game prep coordinator, where he analyzed opponents to help prepare players and coaches for upcoming games.

Sposato began working in the NBA with the Portland Trail Blazers during the 2003-04 season, where he served as video coordinator under former head coach Maurice Cheeks. He is passionate about working with youth at numerous basketball clinics and camps, having helped coach at the Top Flight Basketball Academy in Bangkok, Thailand.

Sposato, an Oregon native, graduated from the University of Oregon with a Bachelor's degree in Journalism and Communication.





KEVIN HOPKINS **Coaching Coordinator**

Kevin Hopkins is in his first season as Coaching Coordinator with the Santa Cruz Warriors. He comes to Santa Cruz after serving as assistant coach for the men's basketball team at Amherst College from 2011-2014.

Kevin played professionally in Germany for two years after a four-year collegiate career at Amherst College where he graduated with a BA of Psychology. Outside of his playing experience, he has also acted in a feature film, portraying a professional basketball player in 2013's "Delivery Man" starring Vince Vaughn. Kevin is originally from Greenfield Center, NY.



ROGER SANCHO **Athletic Trainer**

Roger Sancho is entering his first year as Athletic Trainer for the Santa Cruz Warriors after assisting the Golden State Warriors' staff during Training Camp. Roger was last at Southern Methodist University, where he assisted the football and spirit squad teams. He holds a Bachelors Degree in Athletic Training from the University of Texas at Arlington and a Masters Degree in Sports Management from Baylor University.

During his time at Baylor, Roger worked primarily with the nationally-recognized Track and Field Program as a Graduate Assistant Athletic Trainer while also gaining experience with the Men's Basketball Program. In the summer, Roger has spent time as an Athletic Trainer for the United States Virgin

Island Basketball Federation. A native of Sulphur Springs, Texas, Roger is a member of the National Athletic Trainers' Association. He is also certified by the National Academy of Sports Medicine as a Performance Enhancement Specialist and Corrective Exercise Specialist.





KYLE BARBOUR
Athletic Performance Coach

Kyle Barbour is in his second season as the Athletic Performance Coach for the Santa Cruz Warriors. Before joining the Santa Cruz Warriors, he spent the previous two seasons as the assistant athletic performance coach for the Golden State Warriors. A certified strength and conditioning specialist (C.S.C.S.) and registered strength and conditioning coach by the National Strength and Conditioning Association, Barbour owns a Bachelor's degree in Kinesiology from San Diego State University and a Master's degree in Kinesiology from California State University East Bay.

Previously, Barbour worked in professional baseball as a strength and conditioning coach in the Arizona Diamondbacks organization and with the MLB International Envoy program, overseeing the development of strength and conditioning programs in Italy, the Netherlands, and Sweden. He also spent time at the collegiate level working as a strength and conditioning intern/coach at the University of Notre Dame.



RYAN ATKINSON
Director of Basketball Operations

Ryan Atkinson is in his second season as Director of Basketball Operations with the Santa Cruz Warriors. Atkinson brings four years of NBA D-League experience to Santa Cruz, including stints as the director of basketball operations with the 2013 NBA D-League Champions, the Rio Grande Valley Vipers and basketball operations/assistant video coordinator for the Reno Bighorns.

Atkinson received a Master's degree in sport management from the University of San Francisco after graduating from Missouri Western State University. Ryan spent one year working at Prestige Sports International, a sports agency, and he has experience working with the Oakland Athletics and the Golden State Warriors.





KURT COUVION
Basketball Operations Coordinator

Kurt Couvion is in his first season as Basketball Operations Coordinator with the Santa Cruz Warriors. He comes to the Warriors after coaching basketball at the IMG Academy in Bradenton, Florida, where he worked with all skill levels from age 8 to professional. From 2012-2013, Kurt was a Men's Basketball Graduate Assistant at West Virginia University, after serving as the Head Student Manager from 2009-2012. Kurt graduated from West Virginia University with a Bachelor's in Athletic Coaching and a Master's in Industrial Relations Human Resources.

DEVIN DISMANG
Manager of Operations

Devin Dismang is in his first season with the Santa Cruz Warriors. Prior to joining the Warriors organization, Devin served as the Game Presentation Coordinator of the Chicago Fire Soccer Club for two seasons, the Marketing & Events Coordinator for the Oklahoma City Thunder & Tulsa 66ers (now the Oklahoma City Blue) for one season and the Event Marketing Assistant for the Atlanta Falcons for one season - all roles where he managed and operated game day. Born and raised in Chicago, IL - Devin first began working in sports at the age of 16 with the Chicago Bears on a part-time basis and has been a part of the business ever since.

Devin graduated in 2012 from Eastern Illinois University with a degree in Sports Management and Business Administration. As a part of the EIU Football Team, Devin was a part of two OVC Conference Championships. He currently lives in the Santa Cruz area.





JIM WEYERMANN
Vice President of New Franchise Development,
Golden State Warriors
President, Santa Cruz Warriors

Jim Weyermann is in his fourth season as Vice President of New Franchise Development for the Golden State Warriors and also serves as President of the Santa Cruz Warriors, the team's D-League affiliate. In this role, Weyermann oversees all operational aspects of the Warriors D-League franchise from a business standpoint.

On October 10, 2012, the NBA Development League officially approved the relocation of the D-League club from Bismarck, ND, to Northern California for the 2012-13 campaign. In the matter of just 78 days, under Weyermann's direction, 2,500-seat Kaiser Permanente Arena was erected in downtown Santa Cruz and ready for play.

The team has made an instant connection with the Santa Cruz and central coast communities, playing its initial two seasons in front of a passionate fan base that has averaged near-capacity crowds each game. In fact, the Santa Cruz Warriors have led the D-League in ticket revenue for the past two seasons and have surpassed \$1 million in season ticket sales for the 2014-15 season, becoming the first team in D-League history to reach that milestone. On the court, the Warriors have made two straight trips to the NBA D-League Finals. This past season, Santa Cruz was named the 2013-14 NBA D-League Development Champion, an annual award recognizing the NBA D-League team that best embodies the league's goals of developing NBA basketball talent via GATORADE Call-Ups and assignments.

Weyermann joined the Warriors organization from the San Jose Giants, where he served as the president and CEO of the Class A Minor League affiliate of the San Francisco Giants from 2005-2011. During his six seasons with the San Jose Giants, the club established franchise attendance records four times, including in 2009 when the team shattered all franchise attendance and revenue records en route to winning Minor League baseball's highest honor, "The President's Trophy," which is presented annually to the top Minor League franchise in the nation.

With nearly 25 years in the sports and entertainment industry, Weyermann's experience includes 10 years (1983-93) as deputy director of Seattle Center, producing rock shows, family touring shows and working with the NBA's Seattle SuperSonics and the Western Hockey League Seattle Thunderbirds. In 1995, he became the general manager of the Seattle Reign, a professional women's basketball team in the American Basketball League, a role he served for all of the club's three seasons. In June of 2000, Jim was responsible for the marketing launch of Experience Music Project, the technically advanced interactive music museum conceived and funded by Microsoft Co-Founder Paul Allen in Seattle.

Weyermann resides in Santa Cruz.





ERIKA BEUTLER
Senior Director of Marketing

Erika Beutler is in her third season with the Santa Cruz Warriors. Having started as Director of Marketing, she was promoted to Senior Director of Marketing this season. Beutler was one of the first on the Santa Cruz staff in support of moving the team from North Dakota. Before coming to Santa Cruz, she served as the Marketing Assistant for the Golden State Warriors for two seasons, where she assisted in day-to-day operations of the team's marketing department and oversaw the marketing internship program. Beutler was first introduced to the Warriors as a youngster when she attended Warriors Youth Basketball Camps, where she later interned for two summers. Prior to moving into the

Marketing department full-time, Beutler also served as the receptionist for the Golden State Warriors.

Erika received her undergraduate degree from Gonzaga University in Spokane, Washington, in Sport Management, where she also played two seasons of volleyball. She also received her Master's degree from the University of San Francisco in Sport Management and currently resides in Santa Cruz.



DANA KNOPS
Director of Ticket Sales

Dana Knops is in his third season as Director of Ticket Sales for the Santa Cruz Warriors. Prior to joining the NBA D-League team, he spent five years in ticket sales with the Golden State Warriors and three years in the hospitality industry. Originally from Montana, Dana grew up in Tempe, Arizona, and graduated from Northern Arizona University with a degree in hotel and restaurant management.

Dana currently lives in Santa Cruz with his wife, Kimi, and two puppies, Abby and Sir Winston.



DANNY KEITH
Director of Corporate Sponsorships

Danny Keith is in his second season as the Director of Corporate Sponsorships with the Santa Cruz Warriors. He leads the team's efforts to further integrate local and regional businesses into the Warriors' community initiatives and in-game operations.

Keith joins the Santa Cruz Warriors after spending four years as the Chief Development and Technology Officer of Second Harvest Food Bank Santa Cruz County. He founded the nonprofit Grind Out Hunger in 2003, which empowers the youth to raise awareness and funds for the nearly

20,000 children who go hungry in the Santa Cruz area. Under Keith's leadership, Grind Out Hunger has provided almost two million meals to the community in the last ten years.

A Central Coast native, Keith is proud to be working with the home team.





GINA ANTONIELLO

Director of Team Sponsorships/CR Fundraising

Gina Antonello is in her first season as Director of Public and Community Relations at the Santa Cruz Warriors. A recent transplant to California, Gina comes to Santa Cruz from New York City, where she served as the Director of Marketing and Public Relations for Back9Network, a golf lifestyle channel recently launched on television. The focus of the role was to lead and develop pro-active communications strategies and plan consumer PR across the network's channel brands. Her start in professional sports was with her hometown team, the New Jersey/Brooklyn Nets as a broadcaster.

Gina received her undergraduate degree from Wake Forest University in communications and her Master's degree from Columbia University in sport management. She has instructed the "Sports Business High School Summer Program" at Columbia for the past three years, having taught over 120 students from over 25 different countries. She currently resides in Carmel.




JOSIE PAPPAS

Senior Ticket Operations Manager

Josie Pappas is in her third season as Ticket Operations Manager with the Santa Cruz Warriors. Josie graduated in 2012 from Saint Mary's College of California with a degree in Kinesiology, sport management and a minor in business. She also interned with the Saint Mary's Athletic Department on the Events and Promotions team, and she has served as a manager of the family business in Santa Cruz.

A Santa Cruz native, Josie is glad to be back working and living in her home town.



ROB YURICH

Group Sales Account Executive

Rob Yurich is in his third season with the Santa Cruz Warriors. He joined the sales team during the Warriors' inaugural campaign and was recently promoted to oversee the group ticket sales strategy. Yurich graduated from San Jose State University with a Bachelor's degree in Communications studies.

A Santa Cruz native, Yurich played baseball and basketball for Santa Cruz High. He resides in Santa Cruz with his puppy, Buster.





JOHN BICKLE
Marketing Coordinator/Graphic Designer

John Bickle is in his third season with the Warriors. He served as the team's marketing assistant and graphic designer for the last two years and was recently promoted to Marketing Coordinator for this season. Bickle handles all day-to-day graphic design work for the team as well as coming up with new and innovative ideas for the marketing department. Before joining the Warriors, John designed promotional collateral for the sports marketing department at Loyola University in New Orleans. A Bay Area native and lifelong Warriors fan, Bickle graduated with a Bachelor's degree in mass communications from Loyola, where he was named the 2012 Advertising Student of the Year.



LEONIE MENDOZA
Executive Assistant to the President/Office Manager

Leonie Mendoza is in her third season with the Santa Cruz Warriors. Leonie previously worked at Devcon Construction for four years and spent time at the corporate office of Fry's Electronics. She received her certification in Sports Business Management from Sports Management Worldwide while working for the San Jose Giants minor league baseball organization.

An avid Warriors, 49ers, Giants, Earthquakes and Sharks fan, Mendoza resides in the Bay Area with her husband, Mike.




CORI GERLACH
Senior Accountant

Cori Gerlach joined the front office staff of the Santa Cruz Warriors as Senior Accountant in March 2014. She is a longtime resident of Santa Cruz and was pleased to join a team with such a positive impact on the local downtown community. Gerlach, a California native, arrived in Santa Cruz in 1985 to attend UC Santa Cruz where she received her degree in Biochemistry and Molecular Biology. After graduation, she worked as a Criminalist with the San Francisco Police Department and enjoyed the challenge and opportunity to collaborate and defend lab results with in court testimony. After a fortunate year spent traveling around the world by bicycle and an attempt to start a

microbrewery, Cori discovered a natural talent for accounting and financial reporting. She has spent the past 17 years working in accounting positions for a variety of businesses and looks forward to completing her first full season with the Santa Cruz Warriors this year. Cori lives near the beach in Santa Cruz with her husband Matthew and their two daughters.





TYLER WEYERMANN
Facilities Manager

Tyler Weyermann is in his third season with the Santa Cruz Warriors as facilities manager of the Kaiser Permanente Arena. Weyermann spent three seasons with the San Jose Giants, most recently as the assistant box office manager.





CHRIS CHRISTENSEN, PT, DPT, CSCS
Team Physical Therapist/Strength & Conditioning Consultant

Dr. Chris Christensen has provided rehabilitation and sports performance services in Santa Cruz for more than 13 years. He is a doctor of physical therapy and certified strength and conditioning specialist. He is the Co-Owner of Precision Wellness Center, the official rehabilitation and fitness facility of the Santa Cruz Warriors. Dr. Christensen is a former collegiate basketball player and strength and conditioning coach at University of California, San Diego. He formerly helped extend community-benefit sports medicine programs in the Santa Cruz area with a team of physicians that included sports performance programs for ACL patients and throwers. He has presented at seminars for the National Strength and Conditioning Association (NSCA), local high schools and fitness clubs, and colleges.



Jacob Benford, MD
Team Physician

Dr. Jacob Benford is board certified in Emergency Medicine and Fellowship Trained in Sports Medicine. He has his own sports medicine practice at Precision Wellness in Santa Cruz and specializes in the management of concussions, among other sports-related injuries. He is also the team physician at Cabrillo College in Aptos. After graduating from San Jose State in 1998 with a B.S. in Human Performance-Athletic Training, Benford completed pre-medical studies and worked as an athletic trainer in a physical therapy clinic and Yerba Buena High School. Dr. Benford graduated from medical school at the University of California, Los Angeles David Geffen School of Medicine in 1995, completing his residency in Emergency Medicine at Highland General Hospital in Oakland. He furthered his interest in sports medicine while working with the San Francisco 49ers as an assistant training camp athletic trainer. Dr. Benford

is the developer of a fibrin binding protein that assists with the diagnosis of blood clots, as well as the HHITT program that helps diagnose and guide return to play after a concussion.




Thomas Welle, DO
Team Physician

Dr. Thomas Welle has practiced in Santa Cruz for more than 15 years, and he is both board certified and fellowship trained in Orthopedic Surgery. He graduated from the College of Osteopathic Medicine of the Pacific in 1992. Dr. Welle's Orthopedic Sports Medicine Fellowship was at the acclaimed American Sports Medicine Institute in Birmingham, Alabama. He is the current team physician for Cabrillo College Athletics and six local high schools. His physician coverage includes working as the assistant team physician for the University of California Santa Cruz, tournament physician for the Seascape

Challenger, and he was the tournament physician for the AT&T Pebble Beach Pro-Am from 1999-2001. Dr. Welle is a former collegiate basketball player.





KEVIN DANNA

Kevin Danna is in his third season as Play-By-Play Broadcaster for all Santa Cruz Warriors games. Danna has called games for the Big Ten Network Student U, Horizon League Network, Stanford Athletics, Pac-12 women's basketball, and Bellarmine College Preparatory athletics in San Jose. A San Jose native, Danna completed his undergraduate studies at Stanford University while working for the Cardinal basketball team for four years.



DREW SHILLER

Drew Shiller is in his third season on the Santa Cruz Warriors broadcast team. Shiller is entering his third season as the Stanford men's basketball radio analyst on KNBR 680AM/1050AM. The Stanford graduate played three years of Stanford basketball, and was the co-captain of the 2009-

Television

Local: KOTR My11 in the Santa Cruz area and KAXT-1 in the San Francisco Bay Area will carry the broadcast of Santa Cruz Warriors home games.

Radio

KION 1460AM/101.1FM will broadcast all 50 Santa Cruz Warriors regular season games during the 2013-2014 season.

YouTube

Fans can watch all NBA D-League games on YouTube at <http://www.youtube.com/nbadleague> or through the NBA D-League's website at www.nba.com/dleague.





THE LOGO

The Santa Cruz Warriors trident logo is instantly recognizable around town as the signature image of the home team. It is the brainchild of Santa Cruz Warriors General Manager Kirk Lacob, who wanted a visual depiction that evoked the strong connection Santa Cruz residents feel with the water and the environment. The trident is an ode to Poseidon, the god of the sea in Greek mythology, and it is a symbol of power – a proper representation for warriors who take to the basketball court steps away from the Monterey Bay. In Warriors Royal Blue and California Golden Yellow, the trident serves as a visual link to the D-League affiliate's NBA parent team, the Golden State Warriors, both in color scheme and its "W" shape.

SECONDARY LOGOS

Below are three additional Santa Cruz Warriors trademark emblems – the trio of secondary logos:



THE UNIFORMS





ALL TIME PLAYER CALL-UPS

2013-14 Season

Hilton Armstrong
Santa Cruz Highlights



Seth Curry
Santa Cruz Highlights



Dewayne Dedmon
Santa Cruz Highlights



2012-13 Season

Chris Johnson
Santa Cruz Highlights



Travis Leslie
Santa Cruz Highlights



Scott Machado
Santa Cruz Highlights





ALL TIME STAFF CALL-UPS

2013-14 Season

Sammy Gelfand



Vitaly Potapenko



Matt de Nesnera





SANTA CRUZ WARRIORS 2014-15 Roster (as of 11/13/2014)

#	PLAYER	POSITION	HEIGHT	WEIGHT	SCHOOL	ACQUIRED
19	Joe Alexander	Forward	6'8"	230	West Virginia	Returning Player
23	Maurice Baker	Guard	6'1"	195	Oklahoma State	Returning Player
14	Aaron Craft	Guard	6'2"	195	Ohio State	Affiliate Rule
13	Carrick Felix	Guard	6'6"	205	Arizona State	Drafted 4th overall
17	Kiwi Gardner	Guard	5'7"	155	Providence	Returning Player
12	Taylor Griffin	Forward	6'7"	235	Oklahoma	Returning Player
9	Sean Kilpatrick	Guard	6'4"	220	Cincinnati	Affiliate Rule
24	James Michael McAdoo	Power Forward	6'9"	225	UNC	Affiliate Rule
18	Milos Milisavljevic	Guard	6'4"	202	Serbia	Acquired through 5 team trade
15	Mychel Thompson	Guard	6'6"	211	Pepperdine	Returning Player
21	Mitchell Watt	Power Forward	6'10"	225	Buffalo	Affiliate Rule
7	Elliot Williams	Guard	6'5"	180	Memphis	Drafted 2nd overall

HEAD COACH: Casey Hill

ASSISTANT COACHES: James Andrisevic, Raman Sposato

ATHLETIC TRAINER: Roger Sancho



SANTA CRUZ WARRIORS Numerical Roster

7 Elliot Williams

9 Sean Kilpatrick

12 Taylor Griffin

13 Carrick Felix

14 Aaron Craft

15 Mychel Thompson

17 Kiwi Gardner

18 Milos Milisavljevic

19 Joe Alexander

21 Mitchell Watt

23 Maurice Baker

24 James Michael McAdoo



#7 Elliot Williams



GUARD • 6'5" • 180 LBS

COLLEGE: Duke (1 year), Memphis (1 year)

HOMETOWN: Memphis, Tennessee

BIRTHDATE: June 20, 1989

ACQUIRED: Drafted 2nd overall

The No. 2 overall pick of the 2014 NBA D-League Draft, Williams comes to Santa Cruz with 91 games of NBA experience. After playing 67 games with the Philadelphia 76ers in the 2013-14 season, it is clear that the Warriors picked up a true NBA talent in Williams. This smooth lefty can hurt opponents with his ability to score in a variety of ways.

Quick Stats:

- 2-year NBA vet who has averages of 5.4 points and 1.6 rebounds in 14.4 minute
- Spent last season with Philadelphia 76ers, averaging 6 points and 1.9 rebounds in 67 games (2 starts)
- Drafted 22nd overall by Portland Trail Blazers in 2010 NBA Draft
- Has one game of D-League experience, scoring 19 points for the Delaware 87ers in a game at the 2014 NBA D-League Showcase
- Named Conference USA Newcomer of the Year in 2009-10 at Memphis, averaging 17.9 points, 4.0 rebounds and 3.8 assists for the Tigers



#9 Sean Kilpatrick



GUARD • 6'4" • 220 LBS

COLLEGE: Cincinnati

HOMETOWN: Yonkers, NY

BIRTHDATE: January 6, 1990

ACQUIRED: Affiliate rule

After red-shirting his freshman season, Kilpatrick went on to have an illustrious career at Cincinnati. Averaging over 20 pts per game in his senior year, Kilpatrick led the American Athletic Conference in scoring. His ability to score will translate to the next level, as the warriors will look for Kilpatrick to fill in the scoring void left with the departure of Cam Jones and Seth Curry. Kilpatrick comes to Santa Cruz via the affiliate rule after spending 2014 training camp with Golden State.

Quick Stats:

- Played in 5 Summer League games with the Philadelphia 76ers in July, averaging 10 points and 2.2 rebounds
- Professional rookie out of Cincinnati, where he averaged 15.3 points and 4.3 rebounds over his career (5 years including a redshirt season)
- Averaged 20.3 points per game as a senior, leading him to be named a consensus 2nd-team All-American



#12 Taylor Griffin



FORWARD • 6'7" • 235 LBS

COLLEGE: Oklahoma

HOMETOWN: Oklahoma City, Oklahoma

BIRTHDATE: April 18, 1986

ACQUIRED: Signed as a returning player

After spending the 2013-14 season recovering from an ankle injury, Taylor Griffin is returning to the Santa Cruz Warriors for his second season. As one of the most seasoned players on this year's roster, the Warriors will look to Griffin to provide Veteran leadership on and off the court. Griffin is the Older brother of Los Angeles Clippers forward Blake Griffin.

Quick Stats:

- Averaged 10.7 points, 6.5 rebounds and 1.9 assists over 48 regular season games for Santa Cruz in 2012-13 season and sat out 2013-14 to recover from injury
- Averaged 6.2 points and 4.5 rebounds per game for the Dakota Wizards in 2011-12
- Drafted by the Phoenix Suns in the 2nd round of the 2009 NBA Draft and played in six games for Phoenix the following season, averaging 1.8 points and 2.0 rebounds per game
- Played in two games last season for the Charlotte Bobcats with averages of 2.0 points and 2.0 rebounds per game



#13 Carrick Felix



GUARD • 6'6" • 205 LBS

COLLEGE: Southern Idaho (1 year), Arizona State (3 years)

HOMETOWN: Las Vegas, Nevada

BIRTHDATE: August 17, 1990

ACQUIRED: Drafted 4th overall

With the 4th overall pick in the 2014 NBA D-League Draft the Santa Cruz Warriors selected Carrick Felix. Felix is a strong athlete with great length, allowing him to be an effective slasher and a solid defender. He is an efficient scorer and contributes well on the boards for a small forward. Felix is from the same hometown (Goodyear, AZ) as fellow Sea Dub Mitchell Watt.

Quick Stats:

- Played in 7 games for the Cleveland Cavaliers and 9 games for the Canton Charge in the 2013-14 season after being drafted 33rd overall by the Cavaliers in the 2013 NBA Draft
- Averaged 2.7 points on 0.9 rebounds with the Cavs and 11 points and 5.2 rebounds with Canton
- Traded to the Utah Jazz in the offseason and waived by the Jazz in training camp



#14 Aaron Craft



GUARD • 6'2" • 195 LBS

COLLEGE: Ohio State

HOMETOWN: Findlay, Ohio

BIRTHDATE: February 12, 1991

ACQUIRED: Affiliate rule

Aaron Craft, a 4 year player out of Ohio State has gained a reputation for being a shut down perimeter defender. Craft made the big ten all defensive team 4 years in a row. In addition to his defensive prowess, he plays the point guard position with poise and a high basketball IQ. The Warriors will look to Craft to lead the team from a defensive stand point and to bring a pass-first mentality to the point guard position. Craft spent 2014 training camp with the Golden State Warriors and is an affiliate player.

Quick Stats:

- Averaged 3.0 points and 2.5 rebounds in 4 preseason games with Golden State
- Professional rookie who averaged 8.9 points, 3.3 rebounds, 4.7 assists and 2.3 steals per game over his 4-year, 148-game Ohio State career
- Named the NABC Defensive Player of the Year as a senior at Ohio State



#15 Mychel Thompson



GUARD • 6'6" • 211 LBS

COLLEGE: Pepperdine

HOMETOWN: Los Angeles, California

BIRTHDATE: June 1, 1988

ACQUIRED: Signed as a returning player

Mychel Thompson, another returning player from last year's roster now has three D-league season under his belt. Thompson is a player with a big body and good skill set. He has the ability to stretch the floor and is solid player on the defensive end. Thompson is the older brother of Golden State Warriors guard Klay Thompson.

Quick Stats:

- Averaged 6.6 points and 3.0 rebounds for the Sea Dubs in 2013-14 regular season and 14.4 points and 4.1 rebounds in the postseason
- Acquired on Nov. 4, 2013 from the Sioux Falls Skyforce in exchange for the rights to Ryan Evans
- Spent 2012-13 with the Erie BayHawks and Sioux Falls Skyforce, averaging 11.4 points, 3.2 rebounds and 2.1 assists per game
- Earned a GATORADE Call-Up to the Cleveland Cavaliers from the BayHawks in the 2011-12 season, averaging 3.6 points, 1.0 rebounds and 1.4 assists in five games for Cleveland
- Father, Mychal, spent 14 years in the NBA, winning two NBA Championships with the "Showtime" Los Angeles Lakers ...



#17 Kiwi Gardner



GUARD • 5'7" • 155 LBS

COLLEGE: Providence

HOMETOWN: Oakland, California

BIRTHDATE: April 7, 1993

ACQUIRED: Signed as a returning player

Kiwi Gardner, one of the fan favorites from last year's squad is returning for his second year with the Warriors. Although one of the smallest players in the league, he brings the toughness, athleticism, and great ball skills that make him an incredibly entertaining player to watch. The Warriors will look for Kiwi to be a scoring spark for the second unit.

Quick Stats:

- Averaged 6.8 points, 2.9 assists and 1.3 steals over 35 games for the Sea Dubs in 2013-14
- Played on Golden State's Summer League team last July in Las Vegas, appearing in two games
- Selected by Santa Cruz with the tenth pick in the seventh round (112th overall) in the 2013 NBA D-League Draft
- Attended two local tryouts for the Santa Cruz Warriors in Oakland and Santa Cruz in October 2013
- Senior season mixtape has more than 1.4 million views on YouTube
- Attended Westwind Prep Academy during 2010-11 season, helping lead the school to a 30-2 record and the 2011 Arizona state title



#18 Milos Milisavljevic



GUARD • 6'4" • 202 LBS

COLLEGE:

HOMETOWN: Serbia

BIRTHDATE: September 7, 1993

ACQUIRED: Acquired through 5 team trade

With the 6th overall pick in the 2014 NBA D-League draft, the Texas Legends selected Milos Milisavljevic. The Santa Cruz Warriors acquired the rights to Milisavljevic in a multi-player trade.

Milisavljevic was very successful in the Basketball League of Serbia, averaging 21 point, 4.5 assists, 4 rebounds and 2.2 steals. Milisavljevic played with KK Spartak Subotica. Milisavljevic is a strong point guard with a well-rounded skill set as shown by his stat line from his previous team. As head coach Casey Hill said, "He is a special young player that we look forward to developing into an NBA caliber talent during his time at the Santa Cruz Warriors."

Quick Stats:

- Eligible for the 2015 NBA Draft
- Countryman of Golden State Warriors guard Nemanja Nedovic, who spent time on assignment with Santa Cruz in the 2013-14 season



#19 Joe Alexander



FORWARD • 6'8" • 230 LBS

COLLEGE: West Virginia

HOMETOWN: Mt. Airy, Maryland

BIRTHDATE: December 26, 1986

ACQUIRED: Signed as a returning player

After bouncing around both the NBA and NBA D-League, Joe Alexander has found a home in Santa Cruz as he returns for his second season. Playing only 14 games due to injury last year, a healthy Joe Alexander is looking to make a major contribution for the 2014-15 season.

Quick Stats:

- Averaged 13.7 points, 7.0 rebounds and 52% FG in 14 regular season games with the Sea Dubs in 2013-14 (6 starts)
- Selected by the Milwaukee Bucks with the eighth overall pick in the 2008 NBA Draft
- Averaged 4.2 points and 1.8 rebounds in 67 games with Milwaukee and the Chicago Bulls
- Averaged 19.1 points, 8.4 rebounds, 2.9 assists and 1.4 blocks in 53 regular season NBA D-League games with the Fort Wayne Mad Ants in 2009-10 and Texas Legends during 2010-11
- Member of 2013 Golden State Warriors training camp roster



#21 Mitchell Watt



FORWARD • 6'10" • 225 LBS

COLLEGE: Buffalo

HOMETOWN: Goodyear, Arizona

BIRTHDATE: December 14, 1989

ACQUIRED: Affiliate rule

Mitchell Watt, a 4 year player out of SUNY Buffalo will bring a nice combination of size and skill to the Santa Cruz Warriors frontcourt. In his Junior season he earned the Nickname "Mitchell SWatt" from his ability to block shots. His professional playing experience along with his combination of size and skill, will provide the Warriors with a veteran savvy two-way threat. Watt is a native of Goodyear, AZ, same hometown as fellow Sea Dub Carrick Felix.

Quick Stats:

- Comes to Santa Cruz via the affiliate rule after spending training camp with Golden State, where he averaged 3.5 points and 2.0 rebounds in 2 preseason games
- Also played on Golden State's 2014 Summer League team, averaging 6.0 points and 5.6 rebounds in 5 games
- Has also been on previous Summer League rosters with Memphis Grizzlies and Los Angeles Lakers
- Spent last two seasons playing professionally in Israel
- Named MAC Player of the Year as a senior at Buffalo, averaging 16.3 points, 7.5 rebounds and 2.2 blocks per game
- Earned the nickname Mitchell "Swatt" for his blocking prowess



#23 Maurice Baker



GUARD • 6'1" • 195 LBS

COLLEGE: Oklahoma State

HOMETOWN: Granite City, Illinois

BIRTHDATE: July 28, 1980

ACQUIRED: Returning player

Maurice Baker is the most seasoned player coming into this year's training camp with NBA game experience and 7 years in the D-League. Baker's experience makes him one of the veteran leaders. Baker has also made it to the D-League playoffs 5 different times, which will be essential as the Warriors attempt another Finals run. Baker is an all-around player who has led teams in a variety of categories.

Quick Stats:

- All-time NBA D-League leader in games (318), minutes (9,816) and steals (428)
- Ranked third in assists (1,434) and fourth in all-time field goals made (1,263) in the NBA D-League
- Averaged 10.8 points, 5.1 rebounds and 4.5 assists in 318 games over eight seasons with the Santa Cruz Warriors/Dakota Wizards franchise
- Appeared in four games with the Portland Trail Blazers and one game with the Los Angeles Clippers during the 2004-05 season



#24 James Michael McAdoo



FORWARD • 6'9" • 225 LBS

COLLEGE: University of North Carolina

HOMETOWN: Norfolk, Virginia

BIRTHDATE: January 4, 1993

ACQUIRED: Affiliate rule

After a solid 3 year career playing under coach Roy Williams, the Warriors are looking for McAdoo to bring that North Carolina basketball pedigree to Santa Cruz. McAdoo was a member of 2014 Golden State Warriors training camp roster and comes to Santa Cruz as an affiliate player. With a wingspan measuring at 7'1, McAdoo's combination of length and athleticism will translate into a strong inside presence for the Warriors.

Quick Stats:

- Appeared in five preseason games with Golden State, averaging 5.6 points and 3.6 rebounds in 13.1 minutes
- Also played on Golden State's Summer League team, averaging 9.0 points and 5.4 rebounds in 5 games
- Professional rookie out of North Carolina, where he averaged more than 14 points per game in each of his last two seasons, leaving Chapel Hill after his junior year





13 - 14 SEASON

2013 - 2014 REGULAR SEASON



First Game of the 2013-14 season vs. Austin Toros, November 22, 2013



DEVELOPMENT CHAMPIONS



The Santa Cruz Warriors earned the 2013-14 NBA D-League Development Champion award, which is designed to recognize the team that best embodies the league's goals of developing NBA basketball talent via GATORADE Call-Ups and assignments.

The Warriors earned 24.75 total points in a scoring system established by the league's Basketball Rules Committee (BRC). The Canton Charge finished second in scoring with 24.5 points while the Rio Grande Valley Vipers rounded out the top three teams, finishing with 21.5 points.

The scoring system awards two points for each unique player and full-time basketball operations staff member call-up, with an additional one point allotted per unique player who remains on an NBA roster for at least 21 consecutive days. An additional two points are awarded for each unique player assignment, with a quarter point added for each subsequent assignment, up to a maximum of three total points per assigned player. Points were accruable between May 1, 2013 and April 30, 2014.

The Warriors join the 2011-12 Los Angeles D-Fenders and the 2012-13 Rio Grande Valley Vipers as winners of the annual award.

Below are the total tabulations for the top three finishing teams:

NBA D-League Team	Unique Assignments	Additional Assignments	Unique Call-Ups	Call-Ups on NBA Rosters For 21 Consecutive Days	Basketball Operations Staff Call-Ups	Total Points
Santa Cruz	5	11	3	2	2	24.75
Canton	5	14	3	1	2	24.50
Rio Grande Valley	3	10	3	3	2	21.50



13 - 14 SEASON

TOP 10 PLAYS





2013-14 NBA D-LEAGUE REGULAR SEASON STANDINGS

Central Division	HOME		AWAY		Pct	Gb	Last 5	Streak
	W	L	W	L				
y-Iowa Energy	31-19	18-7	13-12	0.620	0.0	3-2	WON	2
x-Sioux Falls Skyforce	31-19	19-6	12-13	0.620	0.0	5-0	WON	6
x-Rio Grande Valley Vipers	30-20	15-10	15-10	0.600	1.0	1-4	LOST	1
Texas Legends	24-26	14-11	10-15	0.480	7.0	3-2	WON	1
Tulsa 66ers	24-26	13-12	11-14	0.480	7.0	3-2	LOST	1
Austin Toros	19-31	10-15	9-16	0.380	12.0	2-3	WON	2

East Division	HOME		AWAY		Pct	Gb	Last 5	Streak
	W	L	W	L				
y-Fort Wayne Mad Ants	34-16	19-6	15-10	0.680	0.0	5-0	WON	6
x-Canton Charge	28-22	17-8	11-14	0.560	6.0	2-3	LOST	3
Springfield Armor	22-28	11-14	11-14	0.440	12.0	2-3	WON	2
Maine Red Claws	19-31	13-12	6-19	0.380	15.0	0-5	LOST	6
Erie BayHawks	16-34	8-17	8-17	0.320	18.0	2-3	LOST	3
Delaware 87ers	12-38	8-17	4-21	0.240	22.0	0-5	LOST	5

West Division	HOME		AWAY		Pct	Gb	Last 5	Streak
	W	L	W	L				
y-Los Angeles D-Fenders	31-19	17-8	14-11	0.620	0.0	3-2	LOST	2
x-Santa Cruz Warriors	29-21	16-9	13-12	0.580	2.0	3-2	WON	3
x-Reno Bighorns	27-23	15-10	12-13	0.540	4.0	2-3	LOST	3
Bakersfield Jam	24-26	13-12	11-14	0.480	7.0	3-2	WON	2
Idaho Stampede	24-26	13-12	11-14	0.480	7.0	1-4	LOST	2

2013-14 Regular Season Team Comparisons

TEAM	POINTS		FIELD GOAL		TURNOVERS		REBOUND		
	OWN	OPP	OWN	OPP	OWN	OPP	OFF	DEF	TOT
AUS	106.8	108.8	.467	.465	15.4	16.0	.272	.702	.487
BAK	108.8	109.4	.469	.452	19.6	15.9	.318	.729	.529*
CTN	103.2	101.5*	.479*	.458	16.1	15.4	.284	.765*	.528
DEL	107.0	116.4	.460	.478	19.7	17.6	.258	.706	.482
ERI	106.6	111.4	.479	.470	16.4	14.6	.244	.715	.484
FWN	109.7	105.8	.453	.472	16.3	19.4*	.305	.740	.514
IDA	108.6	108.6	.459	.464	16.1	17.2	.284	.719	.498
IWA	117.3	113.5	.477	.454	16.6	16.1	.262	.720	.498
LAD	122.3	117.3	.464	.475	13.9*	18.7	.231	.687	.456
MNE	105.2	107.4	.454	.456	18.1	15.3	.270	.708	.494
RNO	104.8	103.9	.471	.455	18.1	17.3	.317	.711	.518
RGV	123.1*	121.6	.448	.480	16.7	15.8	.318	.699	.501
SCW	107.7	106.7	.461	.444*	17.1	15.8	.320*	.714	.520
SXF	105.5	102.9	.454	.446	15.9	19.0	.248	.711	.478
SPG	104.3	106.0	.462	.477	15.0	15.1	.299	.735	.511
TEX	112.6	113.9	.463	.470	16.2	16.4	.275	.690	.485
TUL	106.3	104.6	.448	.446	16.0	17.6	.304	.751	.521

* - INDICATES LEAGUE LEADER



2013-14 REGULAR SEASON ASSIGNMENTS

	Assigned	Recalled	Gm	Min	FG	3FG	FT	OR-DR-TR	AST	PF	STL	TO	BS	PTS
Kent Bazemore	2/1/14 2/11/14	2/2/14 2/12/14	2	32.5	.294	.158	.882	0.5-3.5-4.0	3.5	3.0	2.0	1.0	1.0	19.0
MarShon Brooks	2/1/14 2/11/14	2/2/14 2/12/14	2	24.0	.435	.000	.800	0.0-2.0-2.0	2.5	3.0	1.0	2.0	0.0	12.0
Dewayne Dedmon	11/24/13	11/25/13	1	34.4	.588	.000	.750	6.0-8.0-14.0	1.0	3.0	3.0	2.0	3.0	23.0
Ognjen Kuzmic	12/28/13 1/17/13 2/11/14 2/17/14 2/21/14 3/19/14 3/21/14	12/30/13 2/6/14 2/12/14 2/17/14 3/18/14 3/20/14 4/14/14	28	25.6	.497	.000	.600	4.4-7.3-11.7	0.9	3.3	0.9	1.4	1.6	6.8
Nemanja Nedovic	11/24/13 12/20/13 12/28/13 3/3/14 3/10/14 3/12/14 3/19/14	11/25/13 12/21/13 1/10/14 3/9/14 3/11/14 3/18/14 4/14/14	15	28.5	.400	.299	.857	0.3-2.3-2.5	4.2	2.6	0.9	2.9	0.3	14.9



2013-14 REGULAR SEASON GAME LEADERSHIP

Player	10+	20+	30+	10+ REB	10+ AST	DBL/DBL	PTS	REB	AST	STL	BLK
Alexander	10	4	-	3	-	3	1	4	-	1	3
Baker	1	-	-	-	-	-	-	1	3	3	1
Curry	36	21	3	-	3	3	14	1	24	13	1
Gardner	13	2	-	-	-	-	1	-	3	11	-
Goulbourne	9	2	-	6	-	6	1	4	-	1	1
Hannah	-	-	-	-	-	-	-	-	-	-	-
Jones	46	24	2	1	-	1	21	1	9	16	1
Johnson	2	-	-	-	-	-	-	-	-	-	-
Kotzur	11	2	-	5	-	5	-	6	-	1	3
Kuzmic	8	-	-	17	-	6	-	14	-	2	19
Nedovic	10	4	1	-	-	-	4	-	5	2	-
Nwaelele	33	5	-	1	-	-	3	1	4	6	2
Thompson	12	2	-	-	-	-	3	-	1	11	7



2013-14 REGULAR SEASON FACT SHEET

Quick Overview	Record
Overall Record	29-21
Home	16-9
Road	13-12
vs. West Division	18-15
vs. Rest of NBA D-League	11-6

By Month	Record	Home	Road
November	4-1	4-1	0-0
December	5-5	2-0	3-5
January	6-5	3-3	3-2
February	5-4	2-3	3-1
March	6-6	3-2	3-4
April	3-0	2-0	1-0

By Weekday	Record	Home	Road
Sunday	4-2	2-1	2-1
Monday	1-2	0-1	1-1
Tuesday	6-1	5-0	1-1
Wednesday	1-2	-	1-2
Thursday	2-1	0-1	2-0
Friday	9-5	6-3	3-2
Saturday	6-8	3-3	3-5

In Games	Record
vs. teams .500+ (on day of game)	12-12
vs. sub-.500 teams (on day of game)	17-9
In overtime	1-1
Decided by 3 points or less	5-2



2013-14 REGULAR SEASON FACT SHEET

Warriors Record When ...	Record
They shoot .500 +	11-0
They shoot .450 - .499	13-9
They shoot .449 or less	5-12
They score 100+	23-11
They score 90-99	6-7
They score 89 or less	0-3
They have = or more rebounds	18-11
They have = or more assists	23-3
They have = or more steals	15-11
They have = or more turnovers	15-12
They have – or higher FG%	25-5
Ahead or tied after 1 st Q	19-6
Ahead or tied at the half	21-6
Ahead or tied after 3 rd Q	24-6
They score 19/less in 1 st Q	1-3
They score 30+ in 1 st Q	10-4
They score 50+ in 1 st H	21-14

Warriors Record When ...	Record
Opp. Shoots .500 +	2-7
Opp. Shoots .450 - .499	4-7
Opp. Shoots .449 or less	23-7
Opp. Scores 100+	17-18
Opp. Scores 90-99	10-3
Opp. Scores 89 or less	2-0
Opp. Has more rebounds	11-10
Opp. Has more assists	6-18
Opp. Has more steals	14-10
Opp. Has more turnovers	14-9
Opp. Has a higher FG%	4-16
Behind after 1 st Q	10-15
Behind at the half	8-15
Behind after 3 rd Q	5-15
Opp. Scores 19/less in 1 st Q	6-1
Opp. Scores 30+ in 1 st Q	5-9
Opp. Scores 50+ in 1 st H	12-16



2013-14 REGULAR SEASON TEAM SUPERLATIVES

	Santa Cruz High	Santa Cruz Low	Opponent High	Opponent Low
Team Points in Game	147 (4/21/14 at RGV)	91 (4/27/13 at RGV)	136 (4/19/14 at RGV)	92 (4/13/13 vs. FWN)
1st Quarter Points	41 (4/17/14 vs. RGV)	14 (4/27/13 at RGV)	38 (4/10/14 vs. LAD)	19 (4/13/13 vs. FWN)
2nd Quarter Points	40 (4/12/14 at LAD)	21 (4/26/14 at FWN)	38 (4/26/14 at FWN, 4/21/14 at RGV)	19 (4/10/13 at FWN)
1st Half Points	73 (2x, 4/21/14 at RGV, 4/17/14 vs. RGV)	41 (4/27/13 at RGV)	71 (4/10/14 vs. LAD)	47 (4/13/13 vs. FWN)
3rd Quarter Points	44 (4/12/14 at LAD)	20 (4/19/14 at RV)	37 (4/19/14 at RGV)	17 (4/27/13 at RGV)
4th Quarter Points	42 (4/10/14 vs. LAD)	17 (4/25/13 vs. RGV)	36 (4/19/14 at RGV)	19 (4/13/13 vs. FWN)
2nd Half Points	81 (4/10/14 vs. LAD)	45 (4/25/13 vs. RGV)	73 (4/19/14 at RGV)	45 (4/13/13 vs. FWN)
Largest Margin of Victory	31 (4/17/14 vs. RGV – 135-104)			
Largest Margin of Defeat	23 (4/19/14 at RGV – 136-113)			
Largest Lead	35 (4/17/14 vs. RGV)			
Largest Deficit	31 (4/19/14 at RGV)			
Largest Lead Blown In a Loss	10 (4/25/13 vs. RGV)			
Largest Deficit Overcome In a Win	16 (4/10/14 vs. LAD)			
FG%	57.9% (4/21/14 at RGV)	39.5% (4/27/13 at RGV)	50.0% (4/10/13 at FWN)	37.1% (4/13/13 vs. FWN)
3FG%	47.4% (4/21/14 at RGV)	20.8% (4/27/13 at RGV)	45.8% (4/17/13 at AUS)	21.4% (4/25/13 vs. RGV)
FT%	88.5% (4/17/14 vs. RGV)	57.7% (4/25/13 vs. RGV)	85.7% (4/17/13 at AUS)	58.3% (4/10/14 vs. LAD)
Rebounds	59 (3x, 4/17/14 vs. RGV; 4/12/14 at LAD; 4/13/13 vs. FWN)	38 (4/10/13 at FWN)	57 (4/25/13 vs. RGV)	35 (2x, 4/21/14 at RGV, 4/19/13 vs. AUS)
Offensive Rebounds	21 (4/17/14 vs. RGV)	12 (4/19/14 at RGV)	22 (2x, 4/10/14 vs. LAD, 4/25/13 vs. RGV)	10 (4/13/13 vs. FWN)
Assists	31 (3x, 4/21/14 at RGV, 4/19/14 at RGV, 4/17/14 vs. RGV)	19 (4/26/14 at FWN, 4/27/13 at RGV)	32 (4/19/14 at RGV)	15 (4/17/13 at AUS)
Personal Fouls	28 (2x, 4/19/14 at RGV, 4/25/13 vs. RGV)	17 (4/10/14 vs. LAD)	31 (4/19/13 vs. AUS)	16 (4/19/14 at RGV)
Steals	14 (4/17/14 vs. RGV)	5 (2x, 4/19/14 at RGV, 4/27/13 at RGV)	16 (3x, 4/10/14 vs. LAD, 4/27/13 at RGV, 4/25/13 vs. RGV)	6 (4/21/14 at RGV)
Turnovers	23 (2x, 4/19/14 at RGV, 4/27/13 at RGV)	13 (2x, 4/21/14 at RGV, 4/12/14 at RGV)	21 (4/17/13 at AUS)	8 (4/19/14 at RGV)



2013-14 REGULAR SEASON INDIVIDUAL SUPERLATIVES

	Santa Cruz High	Opponent High
Points	36 (Seth Curry, 11/22/13 vs. AUS)	56 (Manny Harris, 2/8/14 vs. LAD)
Rebounds	24 (Ognjen Kuzmic, 2/23/14 at AUS)	20 (Willie Reed, 2/21/14 vs. SPG)
Offensive Rebounds	12 (Ognjen Kuzmic, 1/25/14 at TEX)	11 (Chris Wright, 1/10/14 vs. MNE)
Assists	13 (Seth Curry, 12/15/13 at LAD)	13 (3x, Jerel McNeal, 3/30/14 vs. BAK; Terrence Williams, 3/22/14 at LAD; Curtis Stinson, 3/14/14 vs. IWA)
Field Goals Made	13 (Seth Curry, 4/4/14 vs. ERI)	20 (Manny Harris, 2/8/14 vs. LAD)
Field Goals Attempted	29 (Cameron Jones, 12/29/13 at BAK)	39 (Manny Harris, 2/8/14 vs. LAD)
3PT Made	6 (5x, Seth Curry, 4/4/14 vs. ERI, 2/11/14 vs. IDA, 12/17/13 vs. LAD; Daniel Nwaelele, 1/25/14 at TEX, 11/30/13 vs. LAD)	8 (2x, Troy Daniels, 1/9/14 vs. RGV – Showcase; James Nunnally, 12/10/13 at BAK)
3PT Attempted	12 (3x, Seth Curry, 3/14/14 at IWA, 2/26/14 at RGV; Kent Bazemore, 2/2/14 vs. BAK)	21 (Troy Daniels, 1/9/14 vs. RGV – Showcase)
Free Throws Made	14 (2x, Cameron Jones, 3/22/14 at LAD; Hilton Armstrong, 1/10/14 vs. MNE)	16 (Ron Howard, 1/6/14 vs. FWN – Showcase)
Free Throws Attempted	19 (Hilton Armstrong, 1/10/14 vs. MNE)	19 (Ron Howard, 1/6/14 vs. FWN – Showcase)
Turnovers	9 (Seth Curry, 11/30/13 vs. LAD)	8 (Brandon Heath, 1/3/4 vs. RNO)
Steals	5 (5x, Cameron Jones, 3/4/14 at RNO, 12/10/13 at BAK; Seth Curry, 2/26 at RGV; Kiwi Gardner, 3/15/14 vs. IWA, 3/21/14 at RNO)	5 (4x, Josh Magette, 3/22/14 at LAD; Renaldo Major, 3/8/14 vs. BAK; Manny Harris, 12/14/13 at LAD; Josiah Turner, 11/30/13 vs. LAD)
Blocks	6 (2x, Dewayne Dedmon, 12/22/13 vs. IDA; Hilton Armstrong, 11/29/13 vs. BAK)	6 (Jamario Moon, 12/14/13 at LAD)



WARRIORS vs. NBA D-LEAGUE

West	18-15
The logo for the Bakersfield Jam, featuring the word 'JAM' in large, bold, white letters with a black outline, set against a red and black background. Above the letters is a basketball and the word 'BAKERSFIELD' in small letters.	5-5
The logo for the Idaho Stampede, featuring a stylized grey horse head in profile, set against a red and black background. Below the horse is the word 'IDAHO' in small letters and 'STAMPEDE' in large, bold, white letters with a black outline.	5-2
The logo for the Los Angeles D-Fenders, featuring the word 'D-FENDERS' in large, bold, white letters with a black outline, set against a yellow and black background. Above the letters is a basketball and the words 'Los Angeles' in small letters.	4-4
The logo for the Reno Bighorns, featuring a stylized green and white bighorn sheep head, set against a black background. Below the head is the word 'RENO' in small letters and 'BIGHORNS' in large, bold, white letters with a black outline.	4-4



13 - 14 SEASON

WARRIORS vs. NBA D-LEAGUE

Central	8-2
	3-0
	1-1
	1-1
	1-0
	1-0
	1-0



13 - 14 SEASON

WARRIORS vs. NBA D-LEAGUE

East	3-4
	0-1
	1-0
	1-0
	0-1
	1-0
	0-2



13 - 14 SEASON

2013-14 NBA D-LEAGUE MAP





2013-14 REGULAR SEASON STARTING LINEUPS

GUARD	GUARD	FORWARD	FORWARD	CENTER	GS	W	L
Curry	Jones	Nwaelele	McGuire	Armstrong	6	2	4
Curry	Jones	Nwaelele	Kotzur	Armstrong	4	2	2
Curry	Jones	Nwaelele	Dedmon	Kotzur	4	3	1
Curry	Jones	Nwaelele	Alexander	Kuzmic	4	4	0
Baker	Jones	Nwaelele	Dedmon	Armstrong	3	1	2
Curry	Nwaelele	Thompson	McGuire	Armstrong	3	1	2
Curry	Jones	Nwaelele	McGuire	Kuzmic	3	2	1
Nedovic	Jones	Nwaelele	Goulbourne	Kuzmic	3	1	2
Curry	Jones	Nwaelele	Dedmon	Armstrong	2	2	0
Curry	Brooks	Bazemore	McGuire	Armstrong	2	2	0
Curry	Nwaelele	Thompson	McGuire	Kuzmic	2	1	1
Nedovic	Jones	Thompson	Alexander	Kuzmic	2	1	1
Curry	Jones	Nwaelele	Buford	Kotzur	1	1	0
Nedovic	Curry	Jones	Dedmon	Armstrong	1	1	0
Nedovic	Curry	Nwaelele	Kotzur	Dedmon	1	0	1
Baker	Jones	Nwaelele	Kotzur	Dedmon	1	1	0
Nedovic	Jones	Nwaelele	Kotzur	Dedmon	1	0	1
Nedovic	Jones	Nwaelele	Dedmon	Kuzmic	1	0	1
Nedovic	Jones	Nwaelele	Dedmon	Armstrong	1	1	0
Machado	Jones	Nwaelele	McGuire	Armstrong	1	1	0
Curry	Jones	Thompson	McGuire	Kuzmic	1	0	1
Nedovic	Curry	Jones	Goulbourne	Kuzmic	1	0	1
Curry	Jones	Nwaelele	Goulbourne	Kuzmic	1	1	0
Curry	Nwaelele	Thompson	Goulbourne	Kuzmic	1	1	0



2013-14 GAME-BY-GAME RECAP

SANTA CRUZ WARRIORS

2013-14 Game-by-Game Recap

Date	Opponent	W/L	Rec	Score	High Scorer	High Rebounder	Assist Leader	Att.
Nov 22	AUSTIN	W	1-0	121-102	Seth Curry 36	Kevin Kotzur 11	Dan Nwaelele 6	2600
Nov 24	AUSTIN	W	2-0	117-103	Nemanja Nedovic 31	Dewayne Dedmon 14	Seth Curry 6	2544
Nov 26	RENO	W	3-0	121-101	Seth Curry 23	Kevin Kotzur 9	Seth Curry 11	2544
Nov 29	BAKERSFIELD	L	3-1	92-107	Cameron Jones 22	Kevin Kotzur 13	Seth Curry 7	2544
Nov 30	LOS ANGELES	W	4-1	122-112	Cameron Jones 27	Kevin Kotzur 11	Seth Curry 9	2300
Dec 6	Reno	L	4-2	122-129	Cameron Jones 23	Cameron Jones 8	Maurice Baker 8	1412
Dec 10	Bakersfield	W	5-2	111-103	Cameron Jones 25	Dewayne Dedmon 15	Seth Curry 8	550
Dec 12	Bakersfield	W	6-2	112-106	Seth Curry 25	Dewayne Dedmon 13	Seth Curry 8	550
Dec 14	Los Angeles	L	6-3	118-124	Dan Nwaelele 23	Dewayne Dedmon 17	Cameron Jones 7	360
Dec 15	Los Angeles	W	7-3	108-105	Cameron Jones 23	Dewayne Dedmon 18	Seth Curry 13	300
Dec 17	LOS ANGELES	W	8-3	*115-114	Seth Curry 29	Dewayne Dedmon 21	Seth Curry 7	2000
Dec 20	Bakersfield	L	8-4	108-123	Seth Curry 27	Dewayne Dedmon 14	Seth Curry 8	550
Dec 22	IDAHO	W	9-4	95-91	Nemanja Nedovic 29	Dewayne Dedmon 18	Cameron Jones 5	2544
Dec 28	Bakersfield	L	9-5	93-115	Cameron Jones 18	Kiwi Gardner 18		
					Cameron Jones 20	Maurice Baker 6	Cameron Jones 6	550
						William Buford 6		
						Kevin Kotzur 6		
						Dewayne Dedmon 6		
Dec 29	Bakersfield	L	9-6	97-100	Cameron Jones 25	Dewayne Dedmon 17	William Buford 6	550
Jan 3	RENO	W	10-6	95-85	Dewayne Dedmon 27	Dewayne Dedmon 19	Dan Nwaelele 4	2544
Jan 4	CANTON	L	10-7	85-104	Cameron Jones 18	Dewayne Dedmon 11	Cameron Jones 4	
Jan 6	FORT WAYNE	L	10-8	97-101	Cameron Jones 23	Dominic McGuire 12	Kiwi Gardner 9	2505
Jan 9	Rio Grande Valley	W	11-8	127-115	Seth Curry 27	Hilton Armstrong 12	Maurice Baker 5	0
Jan 10	MAINE	W	12-8	110-103	Hilton Armstrong 26	Dominic McGuire 16	Seth Curry 8	2544
Jan 18	Idaho	L	12-9	*118-119	Seth Curry 23	Ognjen Kuzmic 16	Scott Machado 7	3329
Jan 21	SIoux FALLS	W	13-9	99-90	William Buford 18	Dominic McGuire 12	Scott Machado 7	2300
Jan 24	Tulsa	W	14-9	102-99	Dan Nwaelele 19	Dan Nwaelele 7	Scott Machado 4	2041
Jan 25	Texas	W	15-9	96-85	Cameron Jones 19	Ognjen Kuzmic 22	Seth Curry 8	6866
Jan 29	Idaho	L	15-10	95-99	Dan Nwaelele 25	Dominic McGuire 12	Seth Curry 4	1996
Jan 31	RENO	L	15-11	96-100	Dominic McGuire 20	Dominic McGuire 12	Seth Curry 7	2300
Feb 1	BAKERSFIELD	W	16-11	110-105	Cameron Jones 19	Joe Alexander 12	Seth Curry 5	2544
					Kent Bazemore 25	Ognjen Kuzmic 14	Scott Machado 5	
Feb 8	LOS ANGELES	L	16-12	107-121	Cameron Jones 26	Dominic McGuire 12	Dominic McGuire 6	2537
Feb 10	Los Angeles	W	17-12	121-106	Seth Curry 20	Dominic McGuire 14	Cameron Jones 7	246
Feb 11	IDAHO	W	18-12	100-98	Seth Curry 28	Joe Alexander 5	Scott Machado 5	2100
						Kent Bazemore 5		
						Seth Curry 5		
Feb 20	SPRINGFIELD	L	18-13	80-94	Hilton Armstrong 15	Hilton Armstrong 13	Seth Curry 4	2100
					Dominic McGuire 15			
Feb 21	SPRINGFIELD	L	18-14	80-97	Seth Curry 21	Dominic McGuire 12	Dominic McGuire 5	2544
Feb 23	Austin	W	19-14	123-103	Seth Curry 21	Ognjen Kuzmic 24	Seth Curry 5	2477
Feb 26	Rio Grande Valley	L	19-15	124-138	Joe Alexander 24	Dominic McGuire 12	Kiwi Gardner 6	4330
Feb 28	Idaho	W	20-15	114-96	Cameron Jones 21	Ognjen Kuzmic 20	Seth Curry 7	3651
Mar 1	Idaho	W	21-15	103-95	Cameron Jones 27	Ognjen Kuzmic 12	Cameron Jones 5	3869
Mar 3	Reno	L	21-16	97-115	Dominic McGuire 14	Ognjen Kuzmic 12	Seth Curry 6	1308
					Mychel Thompson 14			
Mar 4	Reno	L	21-17	104-110	Cameron Jones 29	Ognjen Kuzmic 18	Nemanja Nedovic 7	1793
Mar 7	DELAWARE	W	22-17	116-95	Cameron Jones 20	Ognjen Kuzmic 11	Mychel Thompson 5	2544
							Seth Curry 5	
Mar 8	BAKERSFIELD	W	23-17	98-92	Cameron Jones 26	Joe Alexander 11	Dan Nwaelele 8	2544
Mar 12	Idaho	W	24-17	111-110	Cameron Jones 25	Ognjen Kuzmic 17	Seth Curry 10	2120
Mar 14	IOWA	W	25-17	129-119	Seth Curry 30	Joe Alexander 11	Nemanja Nedovic 5	2544
						Ognjen Kuzmic 11		
Mar 15	IOWA	L	25-18	120-133	Nemanja Nedovic 22	Lance Goulbourne 11	Seth Curry 8	2544
Mar 21	Reno	W	26-18	99-95	Cameron Jones 26	Ognjen Kuzmic 10	Cameron Jones 8	1636
Mar 22	Los Angeles	L	26-19	121-140	Cameron Jones 31	Ognjen Kuzmic 14	Nemanja Nedovic 8	400
Mar 29	Los Angeles	L	26-20	113-121	Lance Goulbourne 28	Lance Goulbourne 15	Cameron Jones 7	400
Mar 30	BAKERSFIELD	L	26-21	109-115	Nemanja Nedovic 25	Lance Goulbourne 12	Nemanja Nedovic 5	2544
Apr 1	BAKERSFIELD	W	27-21	102-100	Mychel Thompson 22	Lance Goulbourne 19	Kiwi Gardner 7	2544
Apr 4	ERIE	W	28-21	123-109	Seth Curry 33	Ognjen Kuzmic 15	Seth Curry 6	2544
Apr 5	Reno	W	29-21	109-95	Mychel Thompson 22	Kevin Kotzur 7	Maurice Baker 7	3014

CAPS indicate home game

*indicates overtime

Source: minors.stats.com



2013-14 NBA D-LEAGUE STATISTICAL LEADERS

SCORING AVERAGE	G	PTS	Avg
1. Kevin Murphy, Idaho	34	868	25.5
2. Robert Covington, Rio Grande Valley	42	975	23.2
3. Devin Ebanks, TEX-SPG	45	1036	23.0
4. Frank Gaines, Maine	48	1076	22.4
5. P.J. Hairston, Texas	26	566	21.8
6. Flip Murray, Austin	46	1001	21.8
7. Troy Daniels, Rio Grande Valley	48	1032	21.5
8. Othyus Jeffers, Iowa	44	920	20.9
9. Ron Howard, Fort Wayne	49	1005	20.5
10. Terrence Williams, Los Angeles	32	656	20.5
11. Tony Mitchell, Fort Wayne	30	605	20.2
12. Chris Wright, Maine	41	810	19.8
13. Seth Curry, Santa Cruz	38	747	19.7
14. Cameron Jones, Santa Cruz	49	953	19.4
15. Justin Hamilton, Sioux Falls	39	750	19.2
16. Tiny Gallon, Delaware	34	643	18.9

REBOUNDS PER GAME	G	REB	Avg
1. Ognjen Kuzmic, Santa Cruz	28	328	11.7
2. Dominic McGuire, SCW-TUL	31	321	10.4
3. Arinze Onuaku, Canton	32	322	10.1
4. Othyus Jeffers, Iowa	44	435	9.9
5. Willie Reed, SPG-RNO	49	484	9.9
6. Ike Diogu, Bakersfield	42	411	9.8
7. Justin Hamilton, Sioux Falls	39	362	9.3
8. Robert Covington, Rio Grande Valley	42	385	9.2

MINUTES PER GAME	G	MIN	Avg
1. Dee Bost, Idaho	50	2025	40.5
2. DeAndre Liggins, Sioux Falls	42	1675	39.9
3. Flip Murray, Austin	46	1781	38.7
4. Tre Kelley, AUS-SXF	44	1656	37.6
5. Othyus Jeffers, Iowa	44	1652	37.5
6. Scott Suggs, Erie	47	1728	36.8
7. Devin Ebanks, TEX-SPG	45	1645	36.6
8. Mario Little, Tulsa	50	1810	36.2

ASSISTS PER GAME	G	AST	Avg
1. Lewis Jackson, Erie	36	321	8.9
2. Dee Bost, Idaho	50	418	8.4
3. Curtis Stinson, Iowa	28	199	7.1
4. Gary Talton, Rio Grande Valley	48	339	7.1
5. Larry Drew II, Sioux Falls	41	287	7.0
6. Josh Magette, Los Angeles	50	347	6.9
7. Mickey McConnell, Texas	50	322	6.4
8. Terrence Williams, Los Angeles	32	204	6.4



2013-14 NBA D-LEAGUE STATISTICAL LEADERS

continued

STEALS PER GAME	G	ST	Avg
1. DeAndre Liggins, Sioux Falls	42	109	2.6
2. Robert Covington, Rio Grande Valley	42	101	2.4
3. Othyus Jeffers, Iowa	44	95	2.2
4. Dee Bost, Idaho	50	104	2.1
5. Josh Mageotte, Los Angeles	50	96	1.9
6. Damian Saunders, Delaware	43	80	1.9
7. Mustafa Shakur, ERI-TUL	40	72	1.8
8. Courtney Fells, Austin	47	81	1.7

FIELD GOAL PERCENTAGE	FGM	FGA	Pct
1. Dallas Lauderdale, Idaho	135	200	0.675
2. Arinze Onuaku, Canton	187	298	0.628
3. Melvin Ely, Texas	252	416	0.606
4. Kevin Kotzur, Santa Cruz	122	205	0.595
5. Willie Reed, SPG-RNO	305	513	0.595
6. Mickell Gladness, Reno	130	224	0.580
7. Tiny Gallon, Delaware	262	466	0.562
8. Augustus Gilchrist, Iowa	137	245	0.559

FREE THROW PERCENTAGE	FTM	FTA	Pct
1. Patrick Christopher, Iowa	117	132	0.886
2. Jamaal Franklin, Fort Wayne	81	92	0.880
3. P.J. Hairston, Texas	127	146	0.870
4. Tajuan Porter, RNO-SXF	86	99	0.869
5. Trey McKinney Jones, Fort Wayne	132	154	0.857
6. Seth Curry, Santa Cruz	110	129	0.853
7. Kevin Murphy, Idaho	183	215	0.851
8. Cameron Jones, Santa Cruz	204	240	0.850

3 POINT FIELD GOAL PERCENTAGE	3PM	3PA	Pct
1. Sammy Yeager, Texas	25	47	0.532
2. Booker Woodfox, Texas	97	207	0.469
3. Andre Ingram, Los Angeles	72	161	0.447
4. Patrick Christopher, Iowa	79	177	0.446
5. C.J. Williams, Los Angeles	97	220	0.441
6. Tre Kelley, AUS-SXF	96	219	0.438
7. Sundiata Gaines, Reno	30	69	0.435
8. Gideon Gamble, Los Angeles	16	37	0.432

BLOCKED SHOTS PER GAME	G	BS	Avg
1. Dallas Lauderdale, Idaho	39	119	3.1
2. Ty Walker, MNE-ERI	43	98	2.3
3. Dexter Pittman, Austin	28	63	2.3
4. Justin Hamilton, Sioux Falls	39	79	2.0
5. Travis Hyman, Los Angeles	42	83	2.0
6. Mickell Gladness, Reno	38	75	2.0
7. Zeke Marshall, Maine	40	68	1.7
8. Willie Reed, SPG-RNO	49	81	1.7

Source: minors.stats.com



2014 NBA D-LEAGUE ALL-STAR GAME

Hilton Armstrong, Seth Curry and Cameron Jones represented the Santa Cruz Warriors at the 2014 NBA D-League All-Star Game in New Orleans. Dewayne Dedmon was also an initial selection.



Hilton Armstrong

Futures: 10 points, 8 rebounds



Cameron Jones

Prospects: 14 points, 7 assists



Seth Curry

Prospects: 10 points, 7 assists



ALL-NBA D-LEAGUE TEAMS



Hilton Armstrong

All-NBA D-League Second Team and All NBA D-League Defensive Second Team



Seth Curry

All-NBA D-League Third Team and All-NBA D-League Rookie First Team



Cameron Jones

All-NBA D-League Honorable Mention



ALL-NBA D-LEAGUE SHOWCASE TEAMS



Seth Curry

All-NBA D-League
Showcase Second Team



Dewayne Dedmon

All-NBA D-League
Showcase Second Team



Hilton Armstrong

Honorable Mention
All-NBA D-League
Showcase accolades




Cameron Jones

Honorable Mention All-NBA
D-League Showcase



2014 NBA D-LEAGUE POSTSEASON



2014 NBA D-League Finals Game 1 vs. Fort Wayne Mad Ants
April 24, 2014



2014 NBA D-LEAGUE POSTSEASON BRACKET



2014 POSTSEASON GAME-BY-GAME RECAP

SANTA CRUZ WARRIORS

2014 Postseason Game-by-Game Recap

Date	Opponent	W/L	Rec	Score	High Scorer	High Rebounder	Assist Leader	Att.
Apr 10	LOS ANGELES	W	1-0	140-127	Seth Curry 44	Lance Goulbourne 18	Seth Curry 7	2000
Apr 12	Los Angeles	W	2-0	138-126	Cameron Jones 33	Ognjen Kuzmic 18	Dan Nwaelele 5	400
Apr 17	RIO GRANDE VALLEY	W	3-0	135-104	Cameron Jones 24	Ognjen Kuzmic 18	Lance Goulbourne 5	2544
Apr 19	Rio Grande Valley	L	3-1	113-136	Mychel Thompson 22	Kevin Kotzur 10	Cameron Jones 8	4670
Apr 21	Rio Grande Valley	W	4-1	147-128	Lance Goulbourne 29	Lance Goulbourne 14	Seth Curry 8	4123
Apr 24	FORT WAYNE	L	4-2	92-102	Cameron Jones 24	Lance Goulbourne 11	Seth Curry 3	2544
Apr 26	Fort Wayne	L	4-3	113-119	Seth Curry 29	Lance Goulbourne 14	Kiwi Gardner 3	4719
							Cameron Jones 6	

CAPS indicate home game
*indicates overtime

Source: minors.stats.com

**2014 POSTSEASON ASSIGNMENTS**

	Assigned	Recalled	Gm	Min	FG	3FG	FT	OR-DR-TR	AST	PF	STL	TO	BS	PTS
Ognjen Kuzmic	3/21/14 4/17/14	4/14/14 4/18/14	3	25.7	.771	.000	.778	6.7-8.7-15.3	1.7	3.0	0.3	1.0	1.3	20.3
Nemanja Nedovic	3/19/14	4/14/14	2	23.5	.333	.333	1.00	0.5-2.0-2.5	4.0	0.5	1.0	1.0	0.0	6.0



2014 POSTSEASON GAME LEADERSHIP (includes ties)

Player	10+	20+	30+	10+ REB	10+ AST	DBL/DBL	PTS	REB	AST	STL	BLK
Alexander	2	-	-	-	-	-	-	-	-	-	2
Baker	-	-	-	-	-	-	-	-	-	-	-
Curry	6	5	1	-	-	-	2	-	3	2	-
Gardner	1	-	-	-	-	-	-	-	2	2	1
Goulbourne	6	2	-	6	-	6	1	4	2	2	2
Hannah	1	-	-	-	-	-	-	-	-	-	-
Jones	7	6	2	-	-	-	3	-	2	2	-
Johnson	-	-	-	-	-	-	-	-	-	2	2
Kotzur	2	-	-	2	-	2	-	1	-	1	1
Kuzmic	3	2	-	3	-	3	-	2	-	-	1
Nedovic	1	-	-	-	-	-	-	-	-	1	-
Nwaelele	6	1	-	-	-	-	-	-	1	1	1
Thompson	6	2	-	-	-	-	1	-	-	2	3

2014 POSTSEASON STARTING LINEUPS

GUARD

Curry
Curry

GUARD

Jones
Jones

FORWARD

Nwaelele
Nwaelele

FORWARD

Goulbourne
Goulbourne

CENTER

Kuzmic
Kotzur

GS

3
4

W

3
1

L

0
3

**2014 POSTSEASON TEAM COMPARISONS**

TEAM	POINTS		FIELD GOAL		TURNOVERS		REBOUND		
	PER GAME		PERCENTAGE		PER GAME		-- PERCENTAGES --		
	OWN	OPP	OWN	OPP	OWN	OPP	OFF	DEF	TOT
CTN	93.0	92.3*	.488	.444	23.3	11.7	.363*	.864*	.639*
FWN	112.0	103.8	.475	.435	16.5	19.3	.358	.723	.539
IWA	135.3*	139.7	.513*	.482	14.7	13.7	.254	.709	.497
LAD	126.5	139.0	.467	.543	13.5*	16.5	.325	.667	.469
RNO	94.5	106.0	.447	.435*	24.5	12.5	.295	.619	.474
RGV	131.2	133.5	.463	.519	14.3	15.8	.287	.692	.472
SCW	125.4	120.3	.490	.454	16.1	15.0	.342	.677	.523
SXF	101.2	103.6	.462	.511	14.6	22.2*	.164	.667	.396

* - INDICATES LEAGUE LEADER

**2014 POSTSEASON FACT SHEET**

Quick Overview	Record
Overall Record	4-3
Home	2-1
Road	2-2
In overtime	-
Decided by 3 points or less	-

By Weekday	Record	Home	Road
Sunday	-	-	-
Monday	1-0	-	1-0
Tuesday	-	-	-
Wednesday	-	-	-
Thursday	2-1	2-1	-
Friday	-	-	-
Saturday	1-2	-	1-2

**2014 POSTSEASON FACT SHEET**

Warriors Record When ...	Record
They shoot .500 +	4-0
They shoot .450 - .499	0-1
They shoot .449 or less	0-2
They score 100+	4-2
They score 90-99	0-1
They score 89 or less	-
They have = or more rebounds	4-2
They have = or more assists	4-0
They have = or more steals	2-1
They have = or more turnovers	2-2
They have = or higher FG%	4-1
Ahead or tied after 1 st Q	2-2
Ahead or tied at the half	3-0
Ahead or tied after 3 rd Q	3-0
They score 19/less in 1 st Q	-
They score 30+ in 1 st Q	3-0
They score 50+ in 1 st H	4-2

Warriors Record When ...	Record
Opp. Shoots .500 +	-
Opp. Shoots .450 - .499	1-2
Opp. Shoots .449 or less	3-1
Opp. Scores 100+	4-3
Opp. Scores 90-99	-
Opp. Scores 89 or less	-
Opp. Has more rebounds	0-1
Opp. Has more assists	0-3
Opp. Has more steals	2-2
Opp. Has more turnovers	2-1
Opp. Has a higher FG%	0-2
Behind after 1 st Q	2-1
Behind at the half	1-3
Behind after 3 rd Q	1-3
Opp. Scores 19/less in 1 st Q	-
Opp. Scores 30+ in 1 st Q	2-1
Opp. Scores 50+ in 1 st H	4-3



2014 POSTSEASON STATISTICAL LEADERS

SCORING AVERAGE

	G	PTS	Avg
1. Isaiah Canaan, Rio Grande Valley	4	138	34.5
2. Patrick Christopher, Iowa	3	101	33.7
3. Darius Morris, Rio Grande Valley	6	180	30.0
4. Brandon Costner, Los Angeles	2	57	28.5
5. Troy Daniels, Rio Grande Valley	2	56	28.0
6. Cameron Jones, Santa Cruz	7	178	25.4
7. Seth Curry, Santa Cruz	7	172	24.6
8. Curtis Stinson, Iowa	3	71	23.7
9. Austin Freeman, Iowa	3	68	22.7
10. Tony Mitchell, Fort Wayne	6	135	22.5
11. Terrence Williams, Los Angeles	2	44	22.0
12. Ognjen Kuzmic, Santa Cruz	3	61	20.3
13. Larry Owens, Iowa	3	58	19.3
14. Ron Howard, Fort Wayne	6	115	19.2
15. Robert Covington, Rio Grande Valley	6	105	17.5
16. Shane Edwards, Canton	3	52	17.3

REBOUNDS PER GAME

	G	REB	Avg
1. Ognjen Kuzmic, Santa Cruz	3	46	15.3
2. Arinze Onuaku, Canton	3	45	15.0
3. Lance Goulbourne, Santa Cruz	7	93	13.3
4. Shawne Williams, Los Angeles	2	20	10.0
5. Sadiel Rojas, Fort Wayne	6	56	9.3
6. Tony Bishop, Rio Grande Valley	6	53	8.8
7. Robert Covington, Rio Grande Valley	6	52	8.7
8. Brandon Costner, Los Angeles	2	17	8.5

MINUTES PER GAME

	G	MIN	Avg
1. Patrick Christopher, Iowa	3	141	47.0
2. Curtis Stinson, Iowa	3	132	44.0
3. Troy Daniels, Rio Grande Valley	2	84	42.0
4. Larry Owens, Iowa	3	122	40.7
5. Tre Kelley, Sioux Falls	5	202	40.4
6. Sadiel Rojas, Fort Wayne	6	241	40.2
7. Cameron Jones, Santa Cruz	7	279	39.9
8. Isaiah Canaan, Rio Grande Valley	4	157	39.3

ASSISTS PER GAME

	G	AST	Avg
1. Darius Morris, Rio Grande Valley	6	61	10.2
2. Will Cherry, Canton	3	25	8.3
3. Curtis Stinson, Iowa	3	24	8.0
4. Tre Kelley, Sioux Falls	5	36	7.2
5. Matt Bouldin, Fort Wayne	6	36	6.0
6. Josh Magette, Los Angeles	2	12	6.0
7. Walker Russell Jr., Reno	2	12	6.0
8. Isaiah Canaan, Rio Grande Valley	4	22	5.5



2014 POSTSEASON STATISTICAL LEADERS

continued

STEALS PER GAME	G	ST	Avg
1. DeQuan Jones, Reno	1	3	3.0
2. Elijah Millsap, Los Angeles	2	6	3.0
3. Sadiel Rojas, Fort Wayne	6	18	3.0
4. Robert Covington, Rio Grande Valley	6	16	2.7
5. DeAndre Liggins, Sioux Falls	5	13	2.6
6. Ron Howard, Fort Wayne	6	15	2.5
7. Josh Magette, Los Angeles	2	5	2.5
8. Matt Bouldin, Fort Wayne	6	14	2.3

FIELD GOAL PERCENTAGE	FGM	FGA	Pct
1. Trent Lockett, Reno	8	10	0.800
2. Ognjen Kuzmic, Santa Cruz	27	35	0.771
3. Olek Czyz, Canton	10	13	0.769
4. Jamelle Hagins, Rio Grande Valley	19	29	0.655
5. Willie Reed, Reno	9	14	0.643
6. Anthony Mason Jr., Sioux Falls	27	45	0.600
7. William Frisby, Fort Wayne	25	42	0.595
8. Dario Hunt, Rio Grande Valley	33	56	0.589

FREE THROW PERCENTAGE	FTM	FTA	Pct
1. Chris Allen, Sioux Falls	5	5	1.000
2. Mo Charlo, Reno	9	9	1.000
3. Patrick Christopher, Iowa	7	7	1.000
4. Trent Lockett, Reno	7	7	1.000
5. K.C. Rivers, Reno	8	8	1.000
6. C.J. Williams, Los Angeles	6	6	1.000
7. Troy Daniels, Rio Grande Valley	17	18	0.944
8. Antoine Agudio, Canton	11	12	0.917

3 POINT FIELD GOAL PERCENTAGE	3PM	3PA	Pct
1. Karron Johnson, Santa Cruz	2	3	0.667
2. Josh Magette, Los Angeles	3	5	0.600
3. Scotty Hopson, Canton	5	10	0.500
4. Andre Ingram, Los Angeles	5	10	0.500
5. DeAndre Liggins, Sioux Falls	14	29	0.483
6. Patrick Christopher, Iowa	12	25	0.480
7. Cameron Jones, Santa Cruz	10	21	0.476
8. Darius Morris, Rio Grande Valley	18	38	0.474

BLOCKED SHOTS PER GAME	G	BS	Avg
1. Kyrylo Fesenko, Canton	2	7	3.5
2. Brandon Costner, Los Angeles	2	5	2.5
3. Willie Reed, Reno	2	4	2.0
4. Jamelle Hagins, Rio Grande Valley	6	11	1.8
5. Anthony Mason Jr., Sioux Falls	5	8	1.6
6. Tony Bishop, Rio Grande Valley	6	9	1.5
7. William Frisby, Fort Wayne	6	9	1.5
8. Dario Hunt, Rio Grande Valley	6	9	1.5



ALL-TIME POSTSEASON TEAM SUPERLATIVES

	Santa Cruz High	Santa Cruz Low	Opponent High	Opponent Low
Team Points in Game	147 (4/21/14 at RGV)	91 (4/27/13 at RGV)	136 (4/19/14 at RGV)	92 (4/13/13 vs. FWN)
1st Quarter Points	41 (4/17/14 vs. RGV)	14 (4/27/13 at RGV)	38 (4/10/14 vs. LAD)	19 (4/13/13 vs. FWN)
2nd Quarter Points	40 (4/12/14 at LAD)	21 (4/26/14 at FWN)	38 (4/26/14 at FWN, 4/21/14 at RGV)	19 (4/10/13 at FWN)
1st Half Points	73 (2x, 4/21/14 at RGV, 4/17/14 vs. RGV)	41 (4/27/13 at RGV)	71 (4/10/14 vs. LAD)	47 (4/13/13 vs. FWN)
3rd Quarter Points	44 (4/12/14 at LAD)	20 (4/19/14 at RV)	37 (4/19/14 at RGV)	17 (4/27/13 at RGV)
4th Quarter Points	42 (4/10/14 vs. LAD)	17 (4/25/13 vs. RGV)	36 (4/19/14 at RGV)	19 (4/13/13 vs. FWN)
2nd Half Points	81 (4/10/14 vs. LAD)	45 (4/25/13 vs. RGV)	73 (4/19/14 at RGV)	45 (4/13/13 vs. FWN)
Largest Margin of Victory	31 (4/17/14 vs. RGV – 135-104)			
Largest Margin of Defeat	23 (4/19/14 at RGV – 136-113)			
Largest Lead	35 (4/17/14 vs. RGV)			
Largest Deficit	31 (4/19/14 at RGV)			
Largest Lead Blown In a Loss	10 (4/25/13 vs. RGV)			
Largest Deficit Overcome In a Win	16 (4/10/14 vs. LAD)			
FG%	57.9% (4/21/14 at RGV)	39.5% (4/27/13 at RGV)	50.0% (4/10/13 at FWN)	37.1% (4/13/13 vs. FWN)
3FG%	47.4% (4/21/14 at RGV)	20.8% (4/27/13 at RGV)	45.8% (4/17/13 at AUS)	21.4% (4/25/13 vs. RGV)
FT%	88.5% (4/17/14 vs. RGV)	57.7% (4/25/13 vs. RGV)	85.7% (4/17/13 at AUS)	58.3% (4/10/14 vs. LAD)
Rebounds	59 (3x, 4/17/14 vs. RGV; 4/12/14 at LAD; 4/13/13 vs. FWN)	38 (4/10/13 at FWN)	57 (4/25/13 vs. RGV)	35 (2x, 4/21/14 at RGV, 4/19/13 vs. AUS)
Offensive Rebounds	21 (4/17/14 vs. RGV)	12 (4/19/14 at RGV)	22 (2x, 4/10/14 vs. LAD, 4/25/13 vs. RGV)	10 (4/13/13 vs. FWN)
Assists	31 (3x, 4/21/14 at RGV, 4/19/14 at RGV, 4/17/14 vs. RGV)	19 (4/26/14 at FWN, 4/27/13 at RGV)	32 (4/19/14 at RGV)	15 (4/17/13 at AUS)
Personal Fouls	28 (2x, 4/19/14 at RGV, 4/25/13 vs. RGV)	17 (4/10/14 vs. LAD)	31 (4/19/13 vs. AUS)	16 (4/19/14 at RGV)
Steals	14 (4/17/14 vs. RGV)	5 (2x, 4/19/14 at RGV, 4/27/13 at RGV)	16 (3x, 4/10/14 vs. LAD, 4/27/13 at RGV, 4/25/13 vs. RGV)	6 (4/21/14 at RGV)
Turnovers	23 (2x, 4/19/14 at RGV, 4/27/13 at RGV)	13 (2x, 4/21/14 at RGV, 4/12/14 at LAD)	21 (4/17/13 at AUS)	8 (4/19/14 at RGV)
Blocks	9 (4/17/14 vs. RGV)	2 (4/21/14 at RGV)	11 (4/19/14 at RGV)	1 (4/26/14 at FWN)



ALL-TIME POSTSEASON INDIVIDUAL SUPERLATIVES

	Santa Cruz High	Opponent High
Points	44 (Seth Curry, 4/10/14 vs. LAD)	43 (Isaiah Canaan, 4/19/14 at RGV)
Rebounds	18 (3x, Ognjen Kuzmic, 4/17/14 vs. RGV, 4/12/14 at LAD; Lance Goulbourne, 4/10/14 vs. LAD)	16 (JaMychal Green, 4/17/13 at AUS)
Offensive Rebounds	7 (4x, Ognjen Kuzmic, 4/17/14 vs. RGV, 4/10/14 vs. LAD; Daniel Nwaelele, 4/17/14 vs. RGV; Travis Leslie, 4/27/13 at RGV)	8 (JaMychal Green, 4/17/13 at AUS)
Assists	8 (6x, Seth Curry, 4/21/14 at RGV; Cameron Jones, 4/19/14 at RGV, 4/17/14 vs. RGV; Kiwi Gardner, 4/19/14 at RGV; Darrington Hobson, 4/19/13 vs. AUS, 4/13/13 vs. FWN)	10 (2x, Darius Morris, 4/19/14 at RGV; Touré Murry, 4/25/13 vs. RGV)
Field Goals Made	15 (Seth Curry, 4/10/14 vs. LAD)	15 (Tony Mitchell, 4/10/13 at FWN)
Field Goals Attempted	22 (Cameron Jones, 4/12/14 at LAD)	31 (Tony Mitchell, 4/10/13 at FWN)
3PT Made	9 (Seth Curry, 4/10/14 vs. LAD)	8 (Isaiah Canaan, 2x, 4/21/14 at RGV, 4/19/14 at RGV)
3PT Attempted	14 (Seth Curry, 4/26/14 at FWN, 4/10/14 vs. LAD)	17 (Isaiah Canaan, 4/19/14 at RGV)
Free Throws Made	12 (Jeremy Tyler, 4/10/13 at FWN)	12 (Ron Howard, 4/10/13 at FWN)
Free Throws Attempted	15 (Jeremy Tyler, 4/10/13 at FWN)	13 (Ron Howard, 4/10/13 at FWN)
Turnovers	8 (Kiwi Gardner, 4/19/14 at RGV)	8 (Touré Murry, 4/25/13 vs. RGV)
Steals	5 (2x, Mychel Thompson, 4/17/14 vs. RGV; Steffon Hannah, 4/25/13 vs. RGV)	6 (Touré Murry, 4/25/13 vs. RGV)
Blocks	4 (Lance Goulbourne, 4/17/14 vs. RGV)	4 (5x, Will Frisby, 4/24/14 vs. FWN; Tony Bishop, 4/21/14 at RGV; Dario Hunt, 4/19/14 at RGV; Glen Rice Jr., 4/25/13 vs. RGV; Anthony Richardson, 4/13/13 vs. FWN)



12 - 13 SEASON

Inaugural Season

2012 - 2013



2012 **INAUGURAL SEASON** 2013



RECORD BREAKING SEASON

Most Defensive Rebounds, NBA D-League (since 2005-06)

2012-13 Santa Cruz Warriors	1730
2012-13 Austin Toros	1695
2012-13 Rio Grande Valley Vipers	1687

Most Total Rebounds, NBA D-League (since 2005-06)

2012-13 Santa Cruz Warriors	2424
2012-13 Fort Wayne Mad Ants	2410
2012-13 Austin Toros	2402

Lowest Opponent FG%, NBA D-League (since 2005-06)

2012-13 Santa Cruz Warriors	.408
2007-08 Los Angeles D-Fenders	.436
2012-13 Bakersfield Jam	.436

Source: NBA D-League



2012-13 NBA D-LEAGUE REGULAR SEASON STANDINGS

Central Division	HOME		AWAY		Pc t	Gb	Last 5	Streak
	W	L	W	L				
y-Rio Grande Valley Vipers	35	-15	20	-5	0.700	0.0	5-0	WON 10
x-Austin Toros	27	-23	15	-10	0.540	8.0	2-3	LOST 2
x-Tulsa 66ers	27	-23	16	-9	0.540	8.0	2-3	WON 1
Sioux Falls Skyforce	25	-25	13	-12	0.500	10.0	1-4	LOST 2
Texas Legends	21	-29	13	-12	0.420	14.0	2-3	WON 2
Iowa Energy	14	-36	10	-15	0.280	21.0	3-2	WON 3

East Division	HOME		AWAY		Pct	Gb	Last 5	Streak
	W	L	W	L				
y-Canton Charge	30	-20	16	-9	0.600	0.0	3-2	WON 2
x-Fort Wayne Mad Ants	27	-23	16	-9	0.540	3.0	4-1	LOST 1
x-Maine Red Claws	26	-24	14	-11	0.520	4.0	3-2	LOST 1
Erie BayHawks	26	-24	14	-11	0.520	4.0	3-2	WON 1
Springfield Armor	18	-32	12	-13	0.360	12.0	0-5	LOST 5

West Division	HOME		AWAY		Pct	Gb	Last 5	Streak
	W	L	W	L				
y-Bakersfield Jam	36	-14	22	-3	0.720	0.0	4-1	WON 3
x-Santa Cruz Warriors	32	-18	19	-6	0.640	4.0	1-4	LOST 3
Los Angeles D-Fenders	21	-29	14	-11	0.420	15.0	2-3	LOST 2
Idaho Stampede	19	-31	10	-15	0.380	17.0	4-1	WON 3
Reno Bighorns	16	-34	11	-13	0.320	20.0	1-4	LOST 2

x - Clinched Playoff Berth; y - Clinched Division

TEAM COMPARISONS

TEAM	POINTS PER GAME		FIELD GOAL PERCENTAGE		TURNOVERS PER GAME		REBOUND PERCENTAGES		
	OWN	OPP	OWN	OPP	OWN	OPP	OFF	DEF	TO T
AUS	102.3	99.8	.467	.437	17.2	15.0	.321	.729	.531
BAK	106.3	101.6	.439	.436	16.9	17.3	.295	.732*	.511
CAN	99.1	96.0*	.452	.438	16.8	14.6	.310	.726	.523
ERI	99.4	99.4	.441	.442	15.6	15.4	.286	.694	.492
FRT	104.1	101.5	.434	.440	15.2*	17.3	.323*	.706	.509
IDA	100.1	102.3	.427	.461	16.3	17.2	.305	.729	.506
IOW	99.6	103.9	.435	.462	15.2	16.3	.286	.695	.484
LOS	100.4	103.3	.455	.441	16.2	17.5	.258	.673	.470
MAI	103.0	104.1	.445	.456	16.3	17.0	.302	.665	.485
REN	100.0	105.0	.438	.463	16.0	16.0	.259	.700	.478
RIO	112.4*	105.3	.473*	.440	17.4	17.6*	.304	.703	.511
SAN	98.8	96.8	.442	.408*	18.7	17.1	.305	.718	.517
SFL	99.6	101.4	.453	.446	17.8	16.9	.280	.705	.496
SPR	101.7	104.3	.440	.454	16.2	15.8	.321	.677	.494
TEX	99.0	100.8	.422	.449	15.9	17.4	.282	.690	.481
TUL	97.2	97.4	.460	.452	16.4	15.7	.305	.713	.510

* - INDICATES LEAGUE LEADER

Source: minors.stats.com



2012-13 REGULAR SEASON ASSIGNMENTS

	Assigned	Recalled	Gm.	Min.	FG%	3FG%	FT%	OR-DR-TR	APG	PF	SPG	TO	BS	PTS
Kent Bazemore	11/30/12	12/1/12												
	12/23/12	12/24/12												
	12/27/12	12/28/12	5	34.0	.488	.407	.750	1.4-6.2-7.6	2.8	3.2	4.4	3.6	1.0	21.6
	12/31/12	1/2/13												
	3/12/13	3/13/13												
Jeremy Tyler	12/2/12	12/3/12												
	12/23/12	12/24/12												
	12/27/12	12/28/12	5	30.0	.485	.000	.688	3.6-4.4-8.0	1.2	3.6	0.8	4.4	0.0	15.0
	12/31/12	1/2/13												
	1/20/13	1/21/13												
Malcolm Thomas	3/12/13	3/13/13	1	39.0	.500	.000	.000	5.0-10.0-15.0	4.0	3.0	1.0	4.0	1.0	8.0

2012-13 REGULAR SEASON GAME LEADERSHIP (includes ties)

Player	10+	20+	30+	10+ REB	10+ AST	DBL/DBL	PTS	REB	AST
Armstrong	24	3	1	8	-	8	5	7	-
Baker	10	1	-	-	-	-	1	3	10
Bazemore	5	3	-	1	-	1	4	-	-
Gladness	10	5	1	4	-	2	2	7	-
Goulbourne	9	-	-	3	-	1	-	3	-
Griffin	27	4	-	7	-	6	6	11	4
Hannah	33	13	-	1	4	3	11	1	26
Hobson	16	1	-	5	1	2	3	8	12
Jones	37	4	1	1	-	1	6	-	4
Leslie	27	11	2	5	-	5	12	6	3
Machado	1	1	-	-	-	-	-	-	1
Nwaelele	9	2	-	-	-	-	1	-	-
Tyler	10	4	1	4	-	3	5	5	-



2012-13 REGULAR SEASON FACT SHEET

Quick Overview	Record
Overall Record	32-18
Home	19-6
Away	13-12
vs. West Division	16-11
vs. Rest of NBA D-League	16-7

By Month	Record	Home	Away
November	1-0	-	1-0
December	7-2	3-0	4-2
January	7-7	5-2	-5
February	7-3	4-0	-3
March	10-3	7-3	3-0
April	0-3	0-1	-2

By Day	Record	Home	Away
Sunday	4-1	3-0	1-1
Monday	1-2	1-1	0-1
Tuesday	3-3	3-1	0-2
Wednesday	3-1	2-1	1-0
Thursday	2-3	1-0	1-3
Friday	10-4	5-2	5-2
Saturday	9-4	4-1	4-3

In Games	Record
vs. teams .500+ (on day of game)	13-7
vs. sub-.500 teams (on day of game)	19-11
In overtime	1-0
Decided by 3 points or less	4-1



2012-13 REGULAR SEASON FACT SHEET

Warriors Record When ...	Record
They shoot .500 +	9-0
They shoot .450 - .499	11-6
They shoot .449 or less	12-12
They score 100+	18-6
They score 90-99	10-6
They score 89 or less	4-6
They have = or more rebounds	25-9
They have = or more assists	25-6
They have = or more steals	21-4
They have = or more turnovers	15-14
They have = or higher FG%	27-6
Ahead or tied after 1 st Q	23-5
Ahead or tied at the half	23-5
Ahead or tied after 3 rd Q	24-4
They score 19/less in 1 st Q	4-7
They score 30+ in 1 st Q	10-3
They score 50+ in 1 st H	19-9

Warriors Record When ...	Record
Opp. Shoots .500 +	0-3
Opp. Shoots .450 - .499	5-6
Opp. Shoots .449 or less	27-9
Opp. Scores 100+	9-15
Opp. Scores 90-99	11-3
Opp. Scores 89 or less	12-0
Opp. Has more rebounds	7-9
Opp. Has more assists	7-12
Opp. Has more steals	11-14
Opp. Has more turnovers	17-4
Opp. Has a higher FG%	5-12
Behind after 1 st Q	9-13
Behind at the half	9-13
Behind after 3 rd Q	8-14
Opp. Scores 19/less in 1 st Q	8-1
Opp. Scores 30+ in 1 st Q	4-9
Opp. Scores 50+ in 1 st H	12-9



2012-13 REGULAR SEASON TEAM SUPERLATIVES

	Santa Cruz High	Santa Cruz Low	Opponent High	Opponent Low
Team Points in Game	130 (3/2/13 vs. RGV)	78 (1/8/13 vs. AUS)	131 (3/1/13 vs. RGV)	64 (3/8/13 vs. SXF)
1st Quarter Points	40 (2x, 3/2/13 vs. RGV, 2/23/13 vs. MNE)	15 (2/9/13 at IDA)	41 (3/1/13 vs. RGV)	13 (3/30/13 at LAD)
2nd Quarter Points	36 (11/30/12 at RNO)	12 (3/25/13 vs. IDA)	37 (2/20/13 vs. LAD)	10 (12/7/12 at LAD)
1st Half Points	69 (2/23/13 vs. MNE)	32 (2/10/13 at IDA)	73 (3/1/13 vs. RGV)	33 (1/18/13 vs. LAD)
3rd Quarter Points	34 (3/15/13 at RGV)	14 (1/3/13 at FWN)	44 (3/15/13 at RGV)	10 (1/11/13 vs. TUL)
4th Quarter Points	36 (3/2/13 vs. RGV)	9 (1/8/13 vs. AUS)	35 (2x, 1/10/13 at CTN, 1/5/13 at FWN)	8 (3/15/13 at RGV)
2nd Half Points	65 (3/2/13 vs. RGV)	25 (1/8/13 vs. AUS)	64 (1/5/13 at FWN)	25 (3/8/13 vs. SXF)
Largest Margin of Victory	26 (2/23/13 vs. MNE- 114-88)			
Largest Margin of Defeat	31 (3/1/13 vs. RGV- 131-100)			
Largest Lead	30 (1/11/13 vs. TUL)			
Largest Deficit	37 (3/1/13 vs. RGV)			
Largest Lead Blown In a Loss	18 (2x, 3/27/13 vs. IDA, 1/8/13 vs. AUS)			
Largest Deficit Overcome In a Win	19 (2/20/13 vs. LAD)			
FG%	56.7% (1/1/13 vs. SXF)	31.2% (1/8/13 vs. AUS)	53.9% (1/15/13 at SXF)	24.7% (3/8/13 vs. SXF)
3FG%	50% (12/15/12 at IDA)	10% (1/5/13 at FWN – 1-10)	56.3% (1/26/13 at SPG)	0.0% (3/8/13 vs. SXF – 0-23)
FT%	90.9% (12/7/12 at LAD)	50% (1/1/13 vs. SXF)	91.3% (12/7/12 at LAD)	37.5% (12/28/12 vs. SPG)
Rebounds	64 (12/28/12 vs. SPG)	31 (1/15/13 at SXF)	64 (1/3/13 at FWN)	30 (2/1/13 at TEX)
Offensive Rebounds	25 (2/23/13 vs. MNE)	6 (1/10/13 at CTN)	29 (2/23/13 vs. MNE)	6 (2/1/13 at TEX)
Assists	33 (3/12/13 vs. RNO)	9 (12/28/12 vs. SPG)	35 (3/1/13 vs. RGV)	12 (3x, 3/16/13 at TEX, 1/1/13 vs. SXF, 12/2/12 at RNO)
Personal Fouls	37 (3/23/13 vs. TEX)	12 (1/1/13 vs. SXF)	33 (2/20/13 vs. LAD)	9 (1/1/13 vs. SXF)
Steals	16 (12/27/12 vs. SPG)	5 (2x, 1/16/13 at IWA, 1/3/13 at FWN)	23 (2/20/13 vs. LAD)	5 (2x, 1/25/13 at MNE, 1/20/13 vs. ERI)
Turnovers	36 (2/20/13 vs. LAD)	11 (3x, 2/26/13 vs. RNO, 1/20/13 vs. ERI, 12/15/12 at IDA)	26 (2/9/13 at IDA)	10 (3x, 3/12/13 vs. RNO, 3/9/13 vs. IDA, 1/3/13 at FWN)
Blocks	14 (2/27/13 vs. RNO)	0 (3/30/13 at LAD)	14 (1/15/13 at SXF)	0 (3/27/13 vs. IDA)



2012-13 REGULAR SEASON INDIVIDUAL SUPERLATIVES

	Santa Cruz High	Opponent High
Points	31 (2x, Jeremy Tyler, 3/30/13 at LAD; Travis Leslie, 2/1/13 at TEX)	36 (Justin Holiday, 3/27/13 vs. IDA)
Rebounds	17 (2x, Jeremy Tyler, 3/23/13 vs. TEX; Taylor Griffin, 2/20/13 vs. LAD)	19 (2x, Chris Cooper, 4/6/13 vs. BAK; Samardo Samuels, 2/26/13 vs. RNO)
Offensive Rebounds	7 (3x, Mickell Gladness, 3/2/13 vs. RGV; Taylor Griffin, 3/2/13 vs. RGV, 2/20/13 vs. LAD)	12 (James Mays, 2/23/13 vs. MNE)
Assists	11 (3x, Darrington Hobson, 4/6/13 vs. BAK; Stefhon Hannah, 3/29/13 vs. LAD, 1/20/13 vs. ERI)	11 (2x, Coby Karl, 3/9/13 vs. IDA; Andre Barrett, 1/25/13 at MNE)
Field Goals Made	14 (Travis Leslie, 2/1/13 at TEX)	13 (James Nunnally, 4/6/13 vs. BAK)
Field Goals Attempted	22 (Stefhon Hannah, 4/5/13 at BAK)	27 (James Nunnally, 4/6/13 vs. BAK)
3PT Made	6 (2x, Stefhon Hannah, 1/13/13 vs. TUL, 12/15/12 at IDA)	8 (Marcus Landry, 2/21/13 at RNO)
3PT Attempted	12 (2x, Stefhon Hannah, 2/21/13 at RNO, 1/13/13 vs. TUL)	16 (Marcus Landry, 2/21/13 at RNO)
Free Throws Made	10 (2x, Hilton Armstrong, 3/12/13 vs. RNO; Taylor Griffin, 1/11/13 vs. TUL)	12 (2x, Elijah Millsap, 3/30/13 at LAD; Justin Holiday, 3/27/13 vs. IDA)
Free Throws Attempted	14 (Hilton Armstrong, 3/12/13 vs. RNO)	18 (Tony Wroten, 12/2/12 at RNO)
Turnovers	9 (Stefhon Hannah, 3/16/13 at TEX)	8 (2x, Diante Garrett, 4/6/13 vs. BAK; Stephen Dennis, 4/5/13 vs. BAK)
Steals	6 (2x, Travis Leslie, 2/9/13 at IDA, 2/1/13 at TEX)	6 (2x, Elijah Millsap, 2/20/13 vs. LAD; Jamario Moon, 12/7/12 at LAD)
Blocks	6 (Hilton Armstrong, 3/29/13 vs. LAD)	6 (2x, Hassan Whiteside, 3/1/13 vs. RGV; Dexter Pittman, 1/15/13 at SXF)



WARRIORS vs. NBA D-LEAGUE

West	16-11
The logo for the Bakersfield Jam, featuring the word 'JAM' in large, bold, white letters with a black outline, set against a red and black background. Above the letters, the word 'BAKERSFIELD' is written in small, black letters.	1-4
The logo for the Idaho Stampede, featuring a stylized black and white horse head with a red mane, set against a red and black background. Below the head, the word 'IDAHO' is written in small, black letters, and 'STAMPEDE' is written in large, bold, black letters.	4-4
The logo for the Los Angeles D-Fenders, featuring the word 'D-FENDERS' in large, bold, white letters with a black outline, set against a yellow and black background. Above the letters, the words 'Los Angeles' are written in small, black letters.	5-1
The logo for the Reno Bighorns, featuring a stylized green and white bighorn sheep head, set against a green and white background. Below the head, the word 'RENO' is written in small, black letters, and 'BIGHORNS' is written in large, bold, black letters.	6-2



12 - 13 SEASON

WARRIORS vs. NBA D-LEAGUE

Central	11-3
	0-1
	1-0
	2-1
	2-1
	3-0
	3-0



12 - 13 SEASON

WARRIORS vs. NBA D-LEAGUE

East	5-4
	0-1
	1-0
	0-2
	2-0
	2-1



12 - 13 SEASON

2012-13 NBA D-LEAGUE MAP





2012-13 REGULAR SEASON STARTING LINEUPS

GUARD	GUARD	FORWARD	FORWARD	CENTER	GS	W	L
Hannah	Jones	Leslie	Griffin	Armstrong	13	8	5
Hannah	Baker	Leslie	Griffin	Gladness	8	4	4
Hannah	Jones	Hobson	Griffin	Armstrong	5	5	0
Hannah	Baker	Jones	Griffin	Gladness	5	2	3
Hannah	Baker	Jones	Griffin	Johnson	4	3	1
Hannah	Leslie	Hobson	Griffin	Armstrong	3	1	2
Hannah	Leslie	Bazemore	Tyler	Gladness	2	2	0
Hannah	Leslie	Bazemore	Griffin	Daniels	1	1	0
Hannah	Baker	Leslie	Tyler	Gladness	1	1	0
Baker	Leslie	Bazemore	Tyler	Gladness	1	1	0
Hannah	Baker	Leslie	Griffin	Johnson	1	0	1
Hannah	Baker	Jones	Griffin	Tyler	1	1	0
Hannah	Jones	Hobson	Griffin	Gladness	1	1	0
Baker	Jones	Hobson	Griffin	Armstrong	1	1	0
Hannah	Jones	Bazemore	Thomas	Armstrong	1	1	0
Hannah	Jones	Leslie	Goulbourne	Armstrong	1	0	1
Baker	Jones	Leslie	Griffin	Gladness	1	0	1



2012-13 GAME-BY-GAME RECAP

SANTA CRUZ WARRIORS

2012-13 Game-by-Game Recap

Date	Opponent	W/L	Rec	Score	High Scorer	High Rebounder	Assist Leader	Att.
Nov 30	Reno	W	1-0	101-95	Kent Bazemore 27	Taylor Griffin 10	Maurice Baker 3 Travis Leslie 3 Stefhon Hannah 3	3349
Dec 2	Reno	W	2-0	95-79	Stefhon Hannah 25	Mickell Gladness 13	Stefhon Hannah 4	1807
Dec 3	Bakersfield	L	2-1	95-102	Travis Leslie 21	Travis Leslie 14	Maurice Baker 6	550
Dec 7	Los Angeles	W	3-1	93-92	Taylor Griffin 22	Mickell Gladness 14	Stefhon Hannah 5	215
Dec 8	Los Angeles	W	4-1	99-93	Travis Leslie 23	Taylor Griffin 15	Stefhon Hannah 7	300
Dec 14	Idaho	L	4-2	91-105	Travis Leslie 25	Travis Leslie 9	Maurice Baker 4	1825
Dec 15	Idaho	W	5-2	115-93	Stefhon Hannah 28	Taylor Griffin 8	Maurice Baker 8	1880
Dec 23	BAKERSFIELD	W	6-2	93-88	Kent Bazemore 18	Jeremy Tyler 12	Maurice Baker 6	2505
Dec 27	SPRINGFIELD	W	7-2	113-101	Kent Bazemore 26	Jeremy Tyler 11	Stefhon Hannah 7	2505
Dec 28	SPRINGFIELD	W	8-2	88-79	Travis Leslie 17	Taylor Griffin 10	Taylor Griffin 3	2505
Jan 1	SIOUX FALLS	W	9-2	109-93	Kent Bazemore 21	Travis Leslie 8	Stefhon Hannah 8	2505
Jan 3	Fort Wayne	L	9-3	86-102	Stefhon Hannah 27	Travis Leslie 11	Travis Leslie 4	2195
Jan 5	Fort Wayne	L	9-4	90-118	Travis Leslie 17	Maurice Baker 8	Stefhon Hannah 4	3090
Jan 8	AUSTIN	L	9-5	78-96	Taylor Griffin 17	Chris Johnson 11	Maurice Baker 4	0
Jan 10	Canton	L	9-6	93-104	Taylor Griffin 23	Mickell Gladness 7	Maurice Baker 3 Taylor Griffin 3 Justin Johnson 3 Stefhon Hannah 3	0
Jan 11	TULSA	W	10-6	93-72	Taylor Griffin 21	Taylor Griffin 9	Stefhon Hannah 4	2505
Jan 13	TULSA	W	11-6	92-80	Stefhon Hannah 25	Taylor Griffin 9	Taylor Griffin 5	2200
Jan 15	Sioux Falls	L	11-7	83-99	Dan Nwaelele 21	Chris Johnson 9	Darlington Hobson 4	2149
Jan 16	Iowa	W	12-7	109-106	Cameron Jones 21	Chris Johnson 7	Darlington Hobson 6	1863
Jan 18	LOS ANGELES	W	13-7	82-74	Cameron Jones 22	Mickell Gladness 8	Darlington Hobson 8	2505
Jan 20	ERIE	W	14-7	96-95	Jeremy Tyler 15	Taylor Griffin 8	Stefhon Hannah 11	2505
Jan 21	BAKERSFIELD	L	14-8	89-99	Stefhon Hannah 24	Stefhon Hannah 10	Stefhon Hannah 7	2200
Jan 25	Maine	W	15-8	120-101	Stefhon Hannah 20	Lance Goulbourne 11	Maurice Baker 6 Stefhon Hannah 6	2484
Jan 26	Springfield	L	15-9	100-111	Maurice Baker 15 Darlington Hobson 15	Hilton Armstrong 7 Darlington Hobson 7	Darlington Hobson 5	4359
Feb 1	Texas	W	16-9	112-102	Travis Leslie 31	Darlington Hobson 15	Darlington Hobson 8	3503
Feb 2	Tulsa	W	17-9	105-90	Darlington Hobson 16 Stefhon Hannah 16	Hilton Armstrong 14	Darlington Hobson 5	2173
Feb 7	Reno	W	18-9	114-105	Travis Leslie 22	Darlington Hobson 14	Darlington Hobson 8	1833
Feb 9	Idaho	L	18-10	91-100	Travis Leslie 30	Darlington Hobson 8	Darlington Hobson 9	3014
Feb 10	Idaho	L	18-11	80-101	Taylor Griffin 13	Mickell Gladness 11	Maurice Baker 4 Darlington Hobson 4	1776
Feb 20	LOS ANGELES	W	19-11	98-92	Hilton Armstrong 18 Cameron Jones 18	Taylor Griffin 17	Travis Leslie 5	2505
Feb 21	Reno	L	19-12	99-113	Travis Leslie 20	Travis Leslie 12	Maurice Baker 7	1584
Feb 23	MAINE	W	20-12	114-88	Travis Leslie 27	Taylor Griffin 11	Cameron Jones 7	2505
Feb 26	RENO	W	21-12	94-90	Cameron Jones 30	Travis Leslie 14	Travis Leslie 7	1801
Feb 27	RENO	W	22-12	101-96	Stefhon Hannah 21	Maurice Baker 9 Darlington Hobson 9	Stefhon Hannah 7	2150
Mar 1	RIO GRANDE VALLEY	L	22-13	100-131	Travis Leslie 29	Hilton Armstrong 10	Cameron Jones 8 Stefhon Hannah 8	2300
Mar 2	RIO GRANDE VALLEY	W	23-13	130-112	Taylor Griffin 21	Mickell Gladness 11	Cameron Jones 7	2505
Mar 8	SIOUX FALLS	W	24-13	86-64	Hilton Armstrong 16 Cameron Jones 16	Darlington Hobson 14	Stefhon Hannah 8	2505
Mar 9	IDAHO	W	25-13	101-88	Cameron Jones 21	Darlington Hobson 13	Darlington Hobson 7 Cameron Jones 7	2505
Mar 12	RENO	W	26-13	110-103	Hilton Armstrong 30	Malcolm Thomas 15	Stefhon Hannah 8	2250
Mar 15	Rio Grande Valley	W	27-13	114-104	Stefhon Hannah 22	Hilton Armstrong 11	Stefhon Hannah 6	4275
Mar 16	Texas	W	28-13	103-85	Darlington Hobson 18	Lance Goulbourne 15	Darlington Hobson 4 Stefhon Hannah 4	6934
Mar 22	IDAHO	W	29-13	*102-95	Hilton Armstrong 21 Stefhon Hannah 21	Hilton Armstrong 11 Taylor Griffin 11	Stefhon Hannah 8	2505
Mar 23	TEXAS	W	30-13	93-82	Jeremy Tyler 18	Jeremy Tyler 17	Stefhon Hannah 6	2505
Mar 25	IDAHO	W	31-13	89-84	Jeremy Tyler 22	Mickell Gladness 8	Scott Machado 6 Stefhon Hannah 6	2505
Mar 27	IDAHO	L	31-14	101-109	Stefhon Hannah 19	Jeremy Tyler 9	Stefhon Hannah 10	2505
Mar 29	LOS ANGELES	L	31-15	104-111	Travis Leslie 28	Hilton Armstrong 10	Stefhon Hannah 11	2505
Mar 30	Los Angeles	W	32-15	101-100	Jeremy Tyler 31	Taylor Griffin 8 Lance Goulbourne 8	Stefhon Hannah 6	408
Apr 2	Reno	L	32-16	89-104	Hilton Armstrong 15	Hilton Armstrong 9	Stefhon Hannah 10	1618
Apr 5	Bakersfield	L	32-17	102-109	Travis Leslie 20	Maurice Baker 9	Stefhon Hannah 7	550
Apr 6	BAKERSFIELD	L	32-18	105-106	Jeremy Tyler 26	Darlington Hobson 12	Darlington Hobson 11	2505

CAPS indicate home game

*indicates overtime



2012-13 NBA D-LEAGUE STATISTICAL LEADERS

SCORING AVERAGE

	G	PTS	Avg
1. Justin Dentmon, AUS-TEX	42	962	22.9
2. Tony Mitchell, Fort Wayne	48	1049	21.9
3. Andrew Goudelock, SFL-RIO	51	1075	21.1
4. Samardo Samuels, CAN-REN	34	673	19.8
5. Cory Joseph, Austin	26	504	19.4
6. Ron Howard, Fort Wayne	35	670	19.1
7. Demetris Nichols, Sioux Falls	49	918	18.7
8. Kris Joseph, MAI-SPR	27	503	18.6
9. Cory Higgins, Erie	30	554	18.5
10. Chris Wright, Maine	39	713	18.3
11. DaJuan Summers, Maine	29	523	18.0
12. Rasual Butler, Tulsa	31	552	17.8
13. Courtney Fortson, Los Angeles	46	820	17.8
14. Morris Almond, IOW-LOS	44	780	17.7
15. Elijah Millsap, Los Angeles	44	764	17.4
16. Justin Holiday, Idaho	47	812	17.3

REBOUNDS PER GAME

	G	REB	Avg
1. Brian Butch, Bakersfield	47	513	10.9
2. Samardo Samuels, CAN-REN	34	349	10.3
3. Rick Jackson, Austin	48	480	10.0
4. James Mays, SPR-MAI-SFL	47	470	10.0
5. Arinze Onuaku, Canton	38	360	9.5
6. Chris Wright, Maine	39	358	9.2
7. Paul Harris, Iowa	47	415	8.8
8. Henry Sims, Erie	41	357	8.7

MINUTES PER GAME

	G	MIN	Avg
1. Cory Joseph, Austin	26	1004	38.6
2. Courtney Fortson, Los Angeles	46	1768	38.4
3. D.J. Kennedy, ERI-RIO	49	1835	37.4
4. Samardo Samuels, CAN-REN	34	1260	37.1
5. Justin Dentmon, AUS-TEX	42	1556	37.0
6. Marcus Landry, Reno	35	1291	36.9
7. Andrew Goudelock, SFL-RIO	51	1879	36.8
8. Chris Wright, Iowa	42	1544	36.8

ASSISTS PER GAME

	G	AST	Avg
1. Andre Barrett, MAI-SFL	33	255	7.7
2. Courtney Fortson, Los Angeles	46	328	7.1
3. Chris Wright, Iowa	42	284	6.8
4. Walker Russell Jr., FRT-REN	32	207	6.5
5. Coby Karl, Idaho	50	313	6.3
6. Chris Quinn, Tulsa	25	152	6.1
7. Sean Singletary, Texas	43	236	5.5
8. Cory Joseph, Austin	26	142	5.5



2012-13 NBA D-LEAGUE STATISTICAL LEADERS

STEALS PER GAME	G	ST	Avg
=====	=====	=====	=====
1. Justin Holiday, Idaho	47	114	2.4
2. Courtney Fortson, Los Angeles	46	93	2.0
3. Stefhon Hannah, Santa Cruz	49	96	2.0
4. Elijah Millsap, Los Angeles	44	86	2.0
5. Cory Joseph, Austin	26	50	1.9
6. Orien Greene, LOS-REN	43	82	1.9
7. Mark Tyndale, SFL-MAI	47	85	1.8
8. Jorge Gutierrez, Canton	50	89	1.8

FIELD GOAL PERCENTAGE	FGM	FGA	Pct
=====	=====	=====	=====
1. Hilton Armstrong, Santa Cruz	140	223	0.628
2. Jerome Jordan, REN-LOS	208	339	0.614
3. Tim Ohlbrecht, Rio Grande Valley	164	271	0.605
4. Arinze Onuaku, Canton	195	346	0.564
5. Willie Reed, Springfield	307	551	0.557
6. Vernon Macklin, Rio Grande Valley	134	242	0.554
7. Daniel Orton, Tulsa	124	232	0.534
8. Kevin Jones, Canton	116	219	0.530

FREE THROW PERCENTAGE	FTM	FTA	Pct
=====	=====	=====	=====
1. Chris Douglas-Roberts, Texas	75	83	0.904
2. James Nunnally, Bakersfield	99	112	0.884
3. Cory Higgins, Erie	103	117	0.880
4. Shelvin Mack, Maine	84	96	0.875
5. Antoine Agudio, Canton	107	123	0.870
6. Xavier Silas, Maine	112	129	0.868
7. Demetris Nichols, Sioux Falls	173	203	0.852
8. Kyle Gibson, Canton	183	216	0.847

3 POINT FIELD GOAL PERCENTAGE	3PM	3PA	Pct
=====	=====	=====	=====
1. Cory Joseph, Austin	35	73	0.479
2. Terrel Harris, Rio Grande Valley	23	49	0.469
3. Andy Rautins, Tulsa	152	348	0.437
4. Curtis Jerrells, Maine	24	55	0.436
5. Chace Stanback, Erie	16	37	0.432
6. Marcus Landry, Reno	128	299	0.428
7. Lester Hudson, Austin	35	82	0.427
8. Lazar Hayward, Los Angeles	20	48	0.417

BLOCKED SHOTS PER GAME	G	BS	Avg
=====	=====	=====	=====
1. Fab Melo, Maine	33	103	3.1
2. Mickell Gladness, Santa Cruz	49	114	2.3
3. Hilton Armstrong, Santa Cruz	29	65	2.2
4. Daniel Orton, Tulsa	29	64	2.2
5. Jerome Jordan, REN-LOS	42	84	2.0
6. Sean Williams, Texas	30	59	2.0
7. Hassan Whiteside, SFL-RIO	36	69	1.9
8. Will Foster, SFL-MAI	33	63	1.9



2013 NBA D-LEAGUE ALL-STAR GAME

Travis Leslie was named the NBA D-League All-Star Game MVP after scoring 19 points and grabbing seven rebounds, leading the Prospects Team to victory on February 16, 2013, in Houston. Less than a month later, he earned a GATORATE Call-Up to the NBA and signed a 10-day contract with the Utah Jazz.





END OF SEASON AWARDS

Stefhon Hannah was named the NBA D-League Defensive Player of the Year for his second consecutive season. He appeared in 49 regular season games (47 as a starter), averaging 14.0 points, 5.1 assists and 3.7 rebounds in 29.9 minutes played.



Cameron Jones was named the NBA D-League Most Improved Player. He played in all 50 Santa Cruz Warriors regular season games, 33 as a starter. He averaged 12.6 points, 2.9 rebounds, 2.3 assists and 1.3 steals in 27.0 minutes during the course of the year.





ALL-NBA D-LEAGUE TEAMS

Travis Leslie: All-NBA D-League Second Team



Stefhon Hannah: All-NBA D-League Defensive First Team & All-NBA



Hilton Armstrong: All-NBA D-League Defensive Second Team & All-NBA D-League Honorable Mention



Scott Machado: All-NBA D-League Rookie First Team



Mickell Gladness: All-NBA D-League Defensive Third Team





12 - 13 SEASON

2013 NBA D-LEAGUE POSTSEASON



2013 NBA D-League Finals Game 1 vs. Rio Grande Valley Vipers, April 25, 2013



2013 NBA D-LEAGUE POSTSEASON BRACKET



2013 POSTSEASON GAME-BY-GAME RECAP

SANTA CRUZ WARRIORS

2013 Postseason Game-by-Game Recap

Date	Opponent	W/L	Rec	Score	High Scorer	High Rebounder	Assist Leader
Att. Apr 10 1420	Fort Wayne	W	1-0	124-118	Jeremy Tyler 34	Maurice Baker 7	Darlington Hobson 6
Apr 13 2300	FORT WAYNE	W	2-0	110-92	Jeremy Tyler 25	Jeremy Tyler 11	Stefhon Hannah 6 Darlington Hobson 8
Apr 17 2298	Austin	W	3-0	106-101	Stefhon Hannah 19	Lance Goulbourne 7	Darlington Hobson 6
Apr 19 2300	AUSTIN	W	4-0	103-97	Jeremy Tyler 22	Lance Goulbourne 11	Stefhon Hannah 6 Darlington Hobson 8
Apr 25 2505	RIO GRANDE VALLEY	L	4-1	102-112	Travis Leslie 19	Lance Goulbourne 8	Stefhon Hannah 5
Apr 27 6132	Rio Grande Valley	L	4-2	91-102	Travis Leslie 16 Scott Machado 16	Travis Leslie 13	Maurice Baker 6

CAPS indicate home game

*indicates overtime



2013 POSTSEASON ASSIGNMENTS

	Assigned	Recalled	Gm.	Min.	FG%	3FG%	FT%	OR-DR-TR	APG	PF	SPG	TO	BS	PTS
Scott Machado	4/8/13	4/28/13	6	20.3	.455	.455	.692	0.5-1.3-1.8	1.8	2.7	0.7	2.0	0.2	9.8



2013 POSTSEASON GAME LEADERSHIP (includes ties)

Player	10+	20+	30+	10+ REB	10+ AST	DBL/DBL	PTS	REB	AST
Armstrong	3	-	-	1	-	1	-	-	-
Baker	2	-	-	-	-	-	-	1	1
Gladness	-	-	-	-	-	-	-	-	-
Goulbourne	3	-	-	1	-	1	-	3	-
Griffin	1	-	-	1	-	1	-	-	-
Hannah	5	1	-	-	-	-	1	-	3
Hobson	3	-	-	-	-	-	-	-	4
Jones	2	-	-	-	-	-	-	-	-
Leslie	6	-	-	1	-	-	2	1	-
Machado	3	-	-	-	-	-	1	-	-
Nwaelele	-	-	-	-	-	-	-	-	-
Tyler	5	3	1	1	-	1	3	1	-



2013 POSTSEASON STARTING LINEUPS

GUARD	GUARD	FORWARD	FORWARD	CENTER	GS	W	L
Hannah	Jones	Leslie	Griffin	Armstrong	6	4	2

2013 POSTSEASON TEAM COMPARISONS

TEAM	POINTS		FIELD GOAL		TURNOVERS		REBOUND		
	PER GAME		PERCENTAGE		PER GAME		-- PERCENTAGES --		
	OWN	OPP	OWN	OPP	OWN	OPP	OFF	DEF	TOT
AUS	106.3	105.8	.442	.456	16.0	17.5	.295	.650	.469
BAK	107.0	113.5	.444	.454	15.5	12.0	.309	.717	.515
CAN	99.7	99.3*	.495*	.483	16.7	11.3	.333	.768*	.552*
FRT	105.0	117.0	.434	.500	15.5	17.5	.303	.654	.461
MNE	107.5	109.0	.455	.470	14.5	21.5*	.247	.731	.463
RIO	108.7*	101.0	.468	.435	19.8	16.0	.327	.725	.543
SAN	106.0	103.7	.464	.431*	19.5	17.8	.365*	.662	.517
TUL	99.2	103.8	.459	.501	11.6*	18.0	.225	.683	.444

* - INDICATES LEAGUE LEADER

Source: minors.stats.com



2013 POSTSEASON FACT SHEET

Quick Overview	Record
Overall Record	4-2
Home	2-1
Road	2-1
In overtime	-
Decided by 3 points or less	-

By Weekday	Record	Home	Road
Sunday	-	-	-
Monday	-	-	-
Tuesday	-	-	-
Wednesday	2-0	0-0	2-0
Thursday	0-1	0-1	-
Friday	1-0	1-0	-
Saturday	1-1	1-0	0-1

**2013 POSTSEASON FACT SHEET**

Warriors Record When ...	Record
They shoot .500 +	1-0
They shoot .450 - .499	3-0
They shoot .449 or less	0-2
They score 100+	4-1
They score 90-99	0-1
They score 89 or less	-
They have = or more rebounds	3-1
They have = or more assists	3-1
They have = or more steals	3-0
They have = or more turnovers	2-2
They have = or higher FG%	4-1
Ahead or tied after 1 st Q	2-1
Ahead or tied at the half	3-1
Ahead or tied after 3 rd Q	3-1
They score 19/less in 1 st Q	1-1
They score 30+ in 1 st Q	1-1
They score 50+ in 1 st H	3-1

Warriors Record When ...	Record
Opp. Shoots .500 +	1-0
Opp. Shoots .450 - .499	-
Opp. Shoots .449 or less	3-2
Opp. Scores 100+	2-2
Opp. Scores 90-99	2-0
Opp. Scores 89 or less	-
Opp. Has more rebounds	1-1
Opp. Has more assists	1-1
Opp. Has more steals	1-2
Opp. Has more turnovers	2-0
Opp. Has a higher FG%	0-1
Behind after 1 st Q	2-1
Behind at the half	1-1
Behind after 3 rd Q	1-1
Opp. Scores 19/less in 1 st Q	1-0
Opp. Scores 30+ in 1 st Q	1-0
Opp. Scores 50+ in 1 st H	2-2



2013 POSTSEASON STATISTICAL LEADERS

SCORING AVERAGE

	G	PTS	Avg
1. Tony Mitchell, Fort Wayne	2	60	30.0
2. Andrew Goudelock, Rio Grande Valley	1	27	27.0
3. Glen Rice, Rio Grande Valley	6	150	25.0
4. Josh Selby, Maine	2	50	25.0
5. Ron Howard, Fort Wayne	2	47	23.5
6. Lester Hudson, Austin	4	93	23.3
7. Jeremy Lamb, Tulsa	4	90	22.5
8. Jermaine Taylor, Maine	2	45	22.5
9. D.J. Kennedy, Rio Grande Valley	6	128	21.3
10. Diante Garrett, Bakersfield	2	42	21.0
11. Jeremy Tyler, Santa Cruz	6	120	20.0
12. Rasual Butler, Tulsa	5	93	18.6
13. Brian Butch, Bakersfield	2	36	18.0
14. Stephen Dennis, Bakersfield	2	36	18.0
15. Curtis Jerrells, Maine	2	35	17.5
16. Micheal Eric, Canton	3	51	17.0

REBOUNDS PER GAME

	G	REB	Avg
1. JaMychal Green, Austin	4	40	10.0
2. Arinze Onuaku, Canton	3	29	9.7
3. Brian Butch, Bakersfield	2	19	9.5
4. Rick Jackson, Austin	4	38	9.5
5. Glen Rice, Rio Grande Valley	6	57	9.5
6. D.J. Kennedy, Rio Grande Valley	6	56	9.3
7. Lester Hudson, Austin	4	35	8.8
8. Brandon Wallace, Fort Wayne	2	17	8.5

MINUTES PER GAME

	G	MIN	Avg
1. Andrew Goudelock, Rio Grande Valley	1	47	47.0
2. Curtis Jerrells, Maine	2	84	42.0
3. Glen Rice, Rio Grande Valley	6	236	39.3
4. D.J. Kennedy, Rio Grande Valley	6	234	39.0
5. Tony Mitchell, Fort Wayne	2	78	39.0
6. Jeremy Lamb, Tulsa	4	155	38.8
7. Jermaine Taylor, Maine	2	76	38.0
8. Chris Wright, Maine	2	74	37.0

ASSISTS PER GAME

	G	AST	Avg
1. Anthony Harris, Fort Wayne	2	15	7.5
2. Diante Garrett, Bakersfield	2	14	7.0
3. Tre Kelley, Austin	4	25	6.3
4. Lester Hudson, Austin	4	24	6.0
5. Damion James, Bakersfield	1	6	6.0
6. D.J. Kennedy, Rio Grande Valley	6	36	6.0
7. Stephen Dennis, Bakersfield	2	11	5.5
8. Tony Taylor, Tulsa	5	27	5.4



2013 POSTSEASON STATISTICAL LEADERS

STEALS PER GAME

	G	ST	Avg
1. Chris Wright, Maine	2	8	4.0
2. Toure' Murry, Rio Grande Valley	6	17	2.8
3. Jeremy Lamb, Tulsa	4	10	2.5
4. Hollis Thompson, Tulsa	3	7	2.3
5. D.J. Kennedy, Rio Grande Valley	6	13	2.2
6. Stephen Dennis, Bakersfield	2	4	2.0
7. Tony Mitchell, Fort Wayne	2	4	2.0
8. Chris Porter, Fort Wayne	2	4	2.0

FIELD GOAL PERCENTAGE

	FGM	FGA	Pct
1. Patrick Sullivan, Austin	7	10	0.700
2. Micheal Eric, Canton	20	29	0.690
3. Hilton Armstrong, Santa Cruz	22	33	0.667
4. Jeremy Tyler, Santa Cruz	42	66	0.636
5. Arinze Onuaku, Canton	15	25	0.600
6. Ryan Rossiter, Canton	12	20	0.600
7. Tim Ohlbrecht, Rio Grande Valley	26	46	0.565
8. Tony Taylor, Tulsa	19	35	0.543

FREE THROW PERCENTAGE

	FTM	FTA	Pct
1. Diante Garrett, Bakersfield	6	6	1.000
2. Andrew Goudelock, Rio Grande Valley	8	8	1.000
3. Damion James, Bakersfield	4	4	1.000
4. Renaldo Major, Bakersfield	4	4	1.000
5. Omar Reed, Maine	5	5	1.000
6. Anthony Richardson, Fort Wayne	4	4	1.000
7. Hollis Thompson, Tulsa	4	4	1.000
8. Brian Butch, Bakersfield	14	15	0.933

3 POINT FIELD GOAL PERCENTAGE

	3PM	3PA	Pct
1. Shan Foster, Bakersfield	5	8	0.625
2. Dontell Jefferson, Austin	3	5	0.600
3. Brady Morningstar, Canton	9	15	0.600
4. Sadiel Rojas, Fort Wayne	3	5	0.600
5. Brandon Brooks, Tulsa	1	2	0.500
6. Curtis Jerrells, Maine	8	16	0.500
7. Adam Koch, Bakersfield	1	2	0.500
8. Rasual Butler, Tulsa	12	25	0.480

BLOCKED SHOTS PER GAME

	G	BS	Avg
1. Anthony Richardson, Fort Wayne	2	5	2.5
2. Hilton Armstrong, Santa Cruz	6	14	2.3
3. Chris Cooper, Bakersfield	2	4	2.0
4. Damion James, Bakersfield	1	2	2.0
5. Glen Rice, Rio Grande Valley	6	12	2.0
6. Brian Butch, Bakersfield	2	3	1.5
7. Chris Daniels, Rio Grande Valley	6	9	1.5
8. Adam Koch, Bakersfield	2	3	1.5



Instagram



INSTAGRAM.COM/ DLEAGUEWARRIORS



Key Dates

2013-14 Season

August 23, 2013: Casey Hill named head coach of the Santa Cruz Warriors.

November 23, 2013: Head Coach Casey Hill earned his first win at the helm of the Santa Cruz Warriors, defeating the Austin Toros 121-102 in the home opener.

February 15, 2014: Hilton Armstrong, Seth Curry and Cameron Jones represented the Santa Cruz Warriors at the 2014 NBA D-League All-Star Game in New Orleans. Dewayne Dedmon was also an initial selection.

March 29, 2014: The Santa Cruz Warriors clinched a playoff berth despite falling to the Los Angeles D-Fenders.

April 12, 2014: The Santa Cruz Warriors advanced to the second round of the NBA D-League Playoffs after sweeping the Los Angeles D-Fenders.

April 21, 2014: The Santa Cruz Warriors earned their second consecutive NBA D-League Finals berth with a 147-128 victory over the Rio Grande Valley Vipers in Game 3 of the NBA D-League Semifinals. It was the first Game 3 in Santa Cruz Warriors postseason history.

April 25, 2014: The Santa Cruz Warriors tipped off the final home game of the season against the Fort Wayne Mad Ants in the NBA D-League Finals.

Inaugural Season (2012-13)

June 28, 2011: The Golden State Warriors purchased the Dakota Wizards.

June 12, 2012: The Santa Cruz Warriors unveiled their trident logo and color scheme.

September 13, 2012: The Santa Cruz City Council approved the financing package and construction of Kaiser Permanente Arena.

September 18, 2012: Construction began on the roughly 30,000 square foot Kaiser Permanente Arena at 140 Front Street.

October 10, 2012: The NBA D-League approved the relocation of the Dakota Wizards from Bismarck, North Dakota, to Santa Cruz, California.

November 30, 2012: The Santa Cruz Warriors tipped off their inaugural campaign on the road against the Reno Bighorns, winning their season opener 101-95.

December 23, 2012: The Santa Cruz Warriors tipped off their first home game of the inaugural season against the Bakersfield Jam, defeating their West Division rival 93-88 in front of a capacity crowd.

February 16, 2013: Travis Leslie named NBA D-League All-Star Game Most Valuable Player after posting 19 points and grabbing seven rebounds as a member of the Prospects.

March 23, 2013: The Santa Cruz Warriors clinched a playoff berth after defeating the Idaho Stampede 102-95 in overtime.

April 13, 2013: The Santa Cruz Warriors advanced to the second round of the NBA D-League Playoffs after sweeping the Fort Wayne Mad Ants.

April 19, 2013: The Santa Cruz Warriors advanced to the NBA D-League Finals after sweeping the Austin Toros.

April 25, 2013: The Santa Cruz Warriors tipped off the final home game of the inaugural season against the Rio Grande Valley Vipers in the NBA D-League Finals.



Awards

2013-14 Season

January 10, 2014: Seth Curry and Dewayne Dedmon named to the All-NBA D-League Showcase Second Team. Hilton Armstrong and Cameron Jones earned Honorable Mention All-NBA D-League Showcase accolades.

May 1, 2014: Hilton Armstrong named to All-NBA D-League Second Team and All NBA D-League Defensive Second Team. Seth Curry named to All-NBA D-League Third Team and All-NBA D-League Rookie First Team. Cameron Jones earned All-NBA D-League Honorable Mention accolades.

June 18, 2014: The Santa Cruz Warriors earned the 2013-14 NBA D-League Development Champion Award. The annual award is designed to recognize the NBA D-League team that best embodies the league's goals of developing NBA basketball talent via GATORADE Call-Ups and assignments.

2012-13 Season

January 7, 2013: Travis Leslie named NBA D-League Player of the Month for November and December after averaging 16.4 points and 7.9 rebounds while shooting 55% from the floor.

April 19, 2013: Cameron Jones named NBA D-League Most Improved Player.

April 19, 2013: Stefhon Hannah named NBA D-League Defensive Player of the Year for the second consecutive season.



Transactions

2012-2013 SEASON

October 31, 2012: Acquired third-round draft pick in 2013 NBA D-League Draft from the Fort Wayne Mad Ants in exchange for forward Tommy Smith.

November 1, 2012: Acquired center Chris Daniels from the Erie BayHawks in exchange for the 37th overall pick of the 2012 NBA D-League Draft.

November 2, 2012: Acquired guard Cameron Jones from the Fort Wayne Mad Ants in exchange for forward Mike Anderson.

November 2, 2012: The Santa Cruz Warriors picked 13th in the first NBA D-League Draft in city history.

November 5, 2012: Acquired forward Harouna Mutombo and a third round draft pick in the 2013 NBA D-League Draft from the Idaho Stampede in exchange for guard Durrell Summers.

November 5, 2012: Acquired guard Dominique Johnson from the Texas Legends in exchange for guard Faisal Aden.

November 14, 2012: Waived Arron Mollet and Harouna Mutombo.

November 16, 2012: Waived Darren Moore, T.J. Robinson and Steve Tchiengang.

November 21, 2012: Waived Japeth Aguilar.

November 27, 2012: The Santa Cruz Warriors acquired a third round draft pick in the 2013 NBA D-League Draft from the Rio Grande Valley Vipers in a three-team deal that sent center Rick Jackson to the Austin Toros.

November 28, 2012: Acquired guard Maurice Baker and center Mickell Gladness as returning players.

November 29, 2012: Waived Dominique Johnson.

November 30, 2012: Golden State Warriors assigned guard/forward Kent Bazemore to Santa Cruz. Bazemore became the first assignment player in the history of the Santa Cruz Warriors.

December 1, 2012: Golden State Warriors recalled Kent Bazemore.

December 2, 2012: Golden State Warriors assigned forward/center Jeremy Tyler.

December 3, 2012: Golden State Warriors recalled Jeremy Tyler.

December 14, 2012: Acquired forward Chris Johnson as a returning player.

December 23, 2012: Golden State Warriors assigned guard/forward Kent Bazemore and forward/center Jeremy Tyler.

December 24, 2012: Golden State Warriors recalled Kent Bazemore and Jeremy Tyler.



Transactions

2012-13 SEASON (continued)

December 27, 2012: Golden State Warriors assigned guard/forward Kent Bazemore and forward/center Jeremy Tyler.

December 28, 2012: Golden State Warriors recalled Kent Bazemore and Jeremy Tyler.

December 31, 2012: Golden State Warriors assigned guard/forward Kent Bazemore and forward/center Jeremy Tyler.

January 1, 2013: Acquired guard Darington Hobson as a returning player.

January 2, 2013: Acquired forward Paul Carter from the Idaho Stampede in exchange for guard Carlon Brown and a fourth-round pick in the 2013 NBA D-League Draft.

January 2, 2013: Golden State Warriors recalled Kent Bazemore and Jeremy Tyler.

January 7, 2013: Acquired forward Shawn Taggart in exchange for forward Paul Carter and a fifth-round pick in the 2013 NBA D-League Draft.

January 8, 2013: Waived Shawn Taggart.

January 11, 2013: Acquired guard Edwin Ubiles as a returning player.

January 18, 2013: Acquired center Hilton Armstrong via the waiver pool.

January 19, 2013: Chris Johnson earned a GATORADE Call-Up to the NBA, signing with the Minnesota Timberwolves. Johnson became the first player in Santa Cruz Warriors history to receive a GATORADE Call-Up.

January 20, 2013: Golden State Warriors assigned forward/center Jeremy Tyler.

January 21, 2013: Golden State Warriors recalled Jeremy Tyler.

January 30, 2013: Waived Justin Johnson.

March 5, 2013: Acquired second-round and Santa Cruz's original fifth-round pick in the 2013 NBA D-League Draft from the Springfield Armor in exchange for guard Edwin Ubiles.

March 8, 2013: Acquired guard Scott Machado from the Rio Grande Valley Vipers in exchange for center Chris Daniels and a second-round pick in the 2013 NBA D-League Draft.

March 10, 2013: Travis Leslie earned a GATORADE Call-Up to the Utah Jazz.

March 12, 2013: Golden State Warriors assigned guard/forward Kent Bazemore and forward Malcolm Thomas to Santa Cruz.

March 13, 2013: Golden State Warriors recalled Kent Bazemore and Malcolm Thomas.



Transactions

2012-13 SEASON (continued)

March 18, 2013: Acquired forward/center Jeremy Tyler via the waiver pool.

April 7, 2013: Scott Machado earned a GATORADE Call-Up to the Golden State Warriors.

April 8, 2013: Golden State Warriors assigned guard Scott Machado to Santa Cruz.

April 28, 2013: Golden State Warriors recalled Scott Machado.



Transactions

2013-14 SEASON

October 31, 2013: Acquired rights to forward/center Chris Taft from the Springfield Armor in exchange for the 47th overall pick of the 2013 NBA D-League Draft.

November 1, 2013: The Santa Cruz Warriors made eight selections, including 15th overall, in the 2013 NBA D-League Draft.

November 4, 2013: Acquired the rights to forward/center Dwayne Jones and guard John Allen from the Texas Legends in a three-team trade that sent Jeremy Atkinson to Texas and Santa Cruz's original third-round pick in the 2014 NBA D-League Draft to Springfield.

November 4, 2013: Acquired the rights to forward Reginald Buckner, forward Ryan Evans and Erie's original first round pick in the 2014 NBA D-League Draft from the BayHawks in exchange for the rights to Jeremy Tyler, Scott Suggs and Shane Gibson.

November 4, 2013: Acquired the rights to guard William Buford and guard Abdul Gaddy from the Iowa Energy in exchange for the rights to Reginald Buckner and Garland Judkins.

November 4, 2013: Acquired Tulsa's original second-round pick in the 2014 NBA D-League Draft in exchange for the rights to Jonathan Kreft.

November 4, 2013: Acquired the rights to forward Paul Crosby and Maine's original second-round pick in the 2014 NBA D-League Draft in exchange for the rights to Abdul Gaddy.

November 4, 2013: Acquired the rights to forward Mychel Thompson from the Sioux Falls Skyforce in exchange for the rights to Ryan Evans.

November 18, 2013: Dewayne Dedmon earned a GATORADE Call-Up to the Golden State Warriors.

November 19, 2013: Added forward Mychel Thompson to the roster.

November 19, 2013: Golden State Warriors assign center Dewayne Dedmon, center Ognjen Kuzmic and guard Nemanja Nedovic to Santa Cruz for practice.

November 20, 2013: Golden State Warriors recalled Dewayne Dedmon, Ognjen Kuzmic and Nemanja Nedovic.

November 23, 2013: Acquired center Hilton Armstrong as a returning player and waived Earl Pettis.

November 24, 2013: Golden State Warriors assigned center Dewayne Dedmon and guard Nemanja Nedovic.

November 25, 2013: Golden State Warriors recalled Dewayne Dedmon and Nemanja Nedovic.



Transactions

2013-14 SEASON (continued)

December 10, 2013: Acquired Maine's original first-round draft pick in the 2014 NBA D-League Draft in a three-team trade that sent center Mickell Gladness to the Reno Bighorns and Santa Cruz's second round draft pick to Maine.

December 10, 2013: Waived Orion Outerbridge.

December 11, 2013: Hilton Armstrong earned a GATORADE Call-Up to the Golden State Warriors.

December 12, 2013: Acquired forward Orion Outerbridge from the available player pool.

December 20, 2013: Golden State Warriors assigned guard Nemanja Nedovic.

December 21, 2013: Golden State Warriors recalled Nemanja Nedovic.

December 24, 2013: Seth Curry earned a GATORADE Call-Up to the Memphis Grizzlies.

December 28, 2013: Golden State Warriors assigned guard Nemanja Nedovic and center Ognjen Kuzmic.

December 30, 2013: Golden State Warriors recalled Ognjen Kuzmic.

January 4, 2014: Acquired forward Dominic McGuire.

January 5, 2014: Waived Orion Outerbridge.

January 10, 2014: Golden State Warriors recalled Nemanja Nedovic.

January 14, 2014: Dewayne Dedmon earned a GATORADE Call-Up to the Philadelphia 76ers – his second Call-Up of the season.

January 14, 2014: Acquired guard Scott Machado as a returning player.

January 17, 2014: Golden State Warriors assigned center Ognjen Kuzmic.

February 1, 2014: Golden State Warriors assigned guards Kent Bazemore and MarShon Brooks.

February 2, 2014: Golden State Warriors recalled Kent Bazemore and MarShon Brooks.

February 6, 2014: Waived Moe Baker.

February 6, 2014: Golden State Warriors recalled Ognjen Kuzmic.

February 11, 2014: Golden State Warriors assigned guards Kent Bazemore and MarShon Brooks and center Ognjen Kuzmic.



Transactions

2013-14 SEASON (continued)

February 12, 2014: Golden State Warriors recalled Kent Bazemore, MarShon Brooks and Ognjen Kuzmic.

February 17, 2014: Golden State Warriors assigned center Ognjen Kuzmic.

February 18, 2014: Golden State Warriors recalled Ognjen Kuzmic.

February 21, 2014: Golden State Warriors assigned center Ognjen Kuzmic.

February 22, 2014: Hilton Armstrong earned a GATORADE Call-Up to the Golden State Warriors – his second Call-Up of the season to Golden State.

February 22, 2014: Acquired guard Moe Baker as a returning player.

February 25, 2014: Dewayne Dedmon earned a GATORADE Call-Up to the Orlando Magic – his third Call-Up of the season.

February 26, 2014: Acquired returning player rights to Justin Holiday from the Idaho Stampede in exchange for guard Scott Machado.

March 3, 2014: Golden State Warriors assigned guard Nemanja Nedovic.

March 3, 2014: Acquired forward Lance Goulbourne as a returning player.

March 7, 2014: Acquired returning player rights to forward Richard Howell from the Idaho Stampede in a four-team trade that sent guard William Buford and Santa Cruz's original fourth round draft pick in the 2014 NBA D-League Draft to the Canton Charge.

March 9, 2014: Golden State Warriors recalled Nemanja Nedovic.

March 10, 2014: Golden State Warriors assigned guard Nemanja Nedovic.

March 11, 2014: Golden State Warriors recalled Nemanja Nedovic.

March 12, 2014: Acquired returning player rights to guard Dominique Sutton from the Tulsa 66ers in exchange for Dominic McGuire.

March 12, 2014: Golden State Warriors assigned guard Nemanja Nedovic.

March 18, 2014: Golden State Warriors recalled Nemanja Nedovic and Ognjen Kuzmic.

March 19, 2014: Golden State Warriors assigned guard Nemanja Nedovic and center Ognjen Kuzmic.



Transactions

2013-14 SEASON (continued)

March 20, 2014: Golden State Warriors recalled Ognjen Kuzmic.

March 21, 2014: Seth Curry earned a GATORADE Call-Up to the Cleveland Cavaliers – his second Call-Up of the season.

March 21, 2014: Golden State Warriors assigned Ognjen Kuzmic.

March 30, 2014: Hilton Armstrong earned a GATORADE Call-Up to the Golden State Warriors – his third Call-Up of the season to Golden State.

April 1, 2014: Acquired forward Karron Johnson from the available player pool.

April 3, 2014: Acquired guard Stefhon Hannah as a returning player.

April 14, 2014: Golden State Warriors recalled Ognjen Kuzmic and Nemanja Nedovic.

April 17, 2014: Golden State Warriors assigned center Ognjen Kuzmic.

April 18, 2014: Golden State Warriors recalled Ognjen Kuzmic.



2013 NBA D-LEAGUE DRAFT

ROUND	PICK	PLAYER	POSITION	HEIGHT	WEIGHT	SCHOOL
1	15	Scott Suggs	Guard	6'6"	195	Washington
2	20	Jonathan Kreft	Center	7'0"	250	Florida State
3	38	Shane Gibson	Guard	6'2"	180	Sacred Heart
3	49	Jeremy Atkinson	Forward	6'4"	210	UNC Asheville
3	50	Orion Outerbridge	Forward	6'9"	220	Rhode Island
5	83	Earl Pettis	Guard	6'5"	225	La Salle
6	100	Garland Judkins	Guard	6'4"	195	Texas A&M-CC
7	112	Kiwi Gardner	Guard	5'7"	155	Providence



2012 NBA D-LEAGUE DRAFT

ROUND	PICK	PLAYER	POSITION	HEIGHT	WEIGHT	SCHOOL
1	13	Travis Leslie	Guard	6'4"	205	Georgia
3	33	T.J. Robinson	Forward	6'8"	205	Long Beach State
3	45	Faisal Aden	Guard	6'4"	190	Washington State
4	61	Durrell Summers	Guard	6'4"	205	Michigan State
5	77	Steve Tchiengang	Forward	6'9"	245	Vanderbilt
6	93	Darren Moore	Guard	6'3"	190	UC - Irvine
7	109	Japeth Aguilar	Center	6'10"	210	W. Kentucky
8	125	Arron Mollet	Guard	6'3"	190	Notre Dame de Namur



 #20
Mickell Gladness


Darington Hobson


 #1
Cameron Jones

 #13
Stefhon Hannah

 #12
Taylor Griffin

 #24
Lance Goulbourne

THANK YOU

 #33
Jeremy Tyler

TO THE BEST FANS

 #7
Scott Machado

IN THE NBA D-LEAGUE

 #25
Mo Baker

 #15
Travis Leslie


Coach Casey Hill


Coach Nate Bjorkgren


Hilton Armstrong


Daniel Nwalele


Coach Vitaly Potapenko



Santa Cruz Warriors History

On December 23, 2012, the Warriors tipped off the Santa Cruz basketball era with a 93-88 victory against the Bakersfield Jam in front of a sellout crowd at the Kaiser Permanente Arena. It was the culmination of months of work and collaboration with the City of Santa Cruz, which began with the team's move from Bismarck, North Dakota, at the end of the 2011-12 season. Two seasons and two consecutive NBA D-League Finals appearances later, the Warriors are poised for their third campaign in Surf City in front of the most passionate fans in the league.

The move to Santa Cruz made sense in so many ways. At the time of the acquisition of the Dakota Wizards in June 2011, Golden State Warriors co-owner Joe Lacob called it a "critical step and another plus for our organization." Operationally, the NBA D-League team is now closer to the Golden State Warriors, adding another layer of integration between the two clubs and further encouraging the development of talent. The recipient of the 2013-14 NBA D-League Development Champion award, the Warriors franchise is highly motivated to leverage its D-League team to maximize the potential of its players, coaches and staff.


The City of Santa Cruz has a tremendous fan base and vibrant basketball culture, and it offers the Warriors the opportunity to partner with local schools and non-profits. As has already been demonstrated in its first two years in operation, Kaiser Permanente Arena presents the city with its largest venue and the ability to attract conventions and events that would otherwise bypass the area.





Santa Cruz Warriors History

The Warriors have long known everything Santa Cruz has to offer. Back in the 1960s, Warriors owner Franklin Mieuli lived in the Santa Cruz area, and the Santa Cruz Sentinel has records of the San Francisco Warriors practicing at Cabrillo College. When not pounding the hardwood, Warrior great Wilt Chamberlain played volleyball at Main Beach and even took some time out to ride the Giant Dipper!



Courtesy: Santa Cruz Beach Boardwalk



Media Information

We are proud to welcome you to Kaiser Permanente Arena for 24 home games during the 2014-15 regular season! To help you cover the Santa Cruz Warriors, please take note of the following:

Media Credentials: You must have a Santa Cruz Warriors media credential (full-season or single-game) to be admitted to Kaiser Permanente Arena. Your credential must be visibly worn at all times. Credentials must be requested through the Santa Cruz Warriors communications team.

Your credential does not guarantee a seat. Please contact the public relations team no later than **two hours before tip-off** on game night to reserve a seat in the press seating areas. Single-game credentials can be picked up at the staff entrance.

Media Entrance: The media/staff entrance is located on Laurel Street Extension across from Wheel Works, adjacent to the main entrance.

Media Workrooms: There will be a media workspace available directly through the staff entrance.

TV and Radio: Television broadcast positions will be in designated spots at Kaiser Permanente Arena. There will be radio broadcast positions inside the arena.

Photographers: Photographers are asked to stay in assigned spots behind each basket. Photographers must be on assignment from a recognized news source; freelance photographers will not be credentialed. Photographers are asked to wear rubber-soled shoes and are required to have rubber lens shades for their cameras.

Locker Rooms: In accordance with NBA policy, both locker rooms are open to properly credentialed members of the media during pregame for a 30-minute period that ends 45 minutes before tip-off. Postgame media availability follows a 10-minute cooling off period. Only working members of the press with proper credentials will be admitted to the locker rooms. No photo-only media will be allowed in the locker rooms.

Post-Game Interviews: Post-game interviews will be conducted behind the media backdrop in the hallway leading to the locker rooms. Media are asked to meet up 10 minutes after the game ends. All requests must be directed to the communications team.

Cell Phone Use in Locker Rooms: Per NBA policy, cell phone use is prohibited in team locker rooms.

Broadcast Truck Parking: Broadcast trucks can park on Laurel Street Extension.

**If you have any questions, please contact
the Santa Cruz Warriors communications team at 831-713-4396.**



KAISER PERMANENTE ARENA

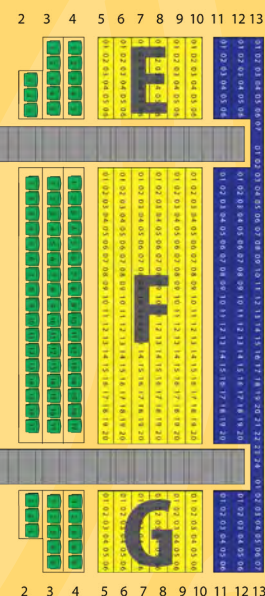

The Santa Cruz Warriors play their home games at Kaiser Permanente Arena, located at 140 Front Street in Downtown Santa Cruz. It is the largest Green Certified venue in the Monterey Bay area, boasting a comprehensive recycling program, environmentally friendly cleaning practices and efficient water fixtures. The Green Business program calculates that Kaiser Permanente Arena saves more than 15,000 pounds of carbon dioxide and more than 82,000 gallons of water per year.

Kaiser Permanente Arena, which measures 29,928 square feet plus modular buildings housing locker rooms and public restrooms, is the largest indoor sports venue in the City of Santa Cruz. In addition to serving as the home of the Santa Cruz Warriors, Kaiser Permanente Arena hosted more than 60 outside events during the 2013-14 season, including the Santa Cruz Derby Girls, University of California Santa Cruz men's and women's basketball, American Red Cross blood drive, high school basketball, Zumba for Autism Awareness and more.

Entering its third year in the City of Santa Cruz, it is the Warriors' hope that Kaiser Permanente Arena becomes a positive force in the community and serves as the top youth sports center in the region.



Like Kaiser Permanente Arena on Facebook!
www.facebook.com/KaiserPermanenteArena

[illegible]



KAISER PERMANENTE ARENA

The following are prohibited in Kaiser Permanente Arena:

Alcoholic beverages and illegal drugs

All bottles and aluminum cans

Any kind of poles or sticks

Backpacks and large bags

Coolers with hard sides

Fireworks, firearms or weapons of any kind

Laser pointers

Food and beverage, including bottled water

Noisemakers of any kind

Scooters, portable chairs, bicycles and roller skates

Thermoses

Laptop computers

Video cameras or professional cameras





Community Relations

GRIND OUT HUNGER

Grind Out Hunger (www.grindouthunger.org) is a local nonprofit that empowers the youth to raise funds and awareness for the roughly 20,000 children who go hungry in the Santa Cruz area. In the first two Santa Cruz Warriors seasons, the team helped raise more than \$50,000 to help combat hunger in the community. Together with the Warriors, Grind Out Hunger prides itself on promoting healthy eating and active lifestyles for local children.

This partnership, made possible by founding sponsor Plantronics, will help provide access to up to 80,000 meals per year for children and families in need. At every Santa Cruz Warriors home game, Grind Out Hunger is instantly recognizable with its own special section behind the basket at Kaiser Permanente Arena, enabling the nonprofit to grow its audience by reaching passionate sports fans and encouraging them to channel their enthusiasm into feeding the needy in their community.

Grind Out Hunger also raises funds through a mini ball toss at every Santa Cruz Warriors home game. Fans can purchase branded mini-basketballs and throw them onto the court at the end of the third quarter, winning prizes if their ball makes it into a designated basket. The ball toss is presented by YogurtLand, which has partnered with Grind Out Hunger on numerous occasions.



READ TO ACHIEVE

For the third season, the Santa Cruz Warriors are partnering with the Santa Cruz City School District to help develop a life-long love of reading and literacy in every elementary and middle school child in the district. In partnership with Bookshop Santa Cruz and the Santa Cruz Sentinel, the seven-week Read to Achieve program encouraged local school children to read nearly a billion words in its first two seasons.

Read to Achieve is the most extensive educational outreach initiative in the history of professional sports. By providing resources, the NBA continues to aid schools, libraries and community-based organizations so that children have the necessary tools to succeed in life.






Community Relations

COMMUNITY JERSEYS

The Santa Cruz Warriors highlight select nonprofits by literally weaving them into the fabric of the game through the “community jersey” initiative. For a select home game, the Santa Cruz Warriors jersey features the logo of a nonprofit and a corporate partner, amplifying awareness in front of 2,500 passionate basketball fans. By auctioning off the game-worn jerseys, the Warriors helped raise more than \$15,000 for the Salvation Army, Grind Out Hunger, Hope Services and the American Red Cross during the 2013-14 season.

Below are examples of community jerseys benefiting nonprofits from the previous season:



APTOS HIGH SCHOOL WARRIORS NORCAL INVITATIONAL

The Santa Cruz Warriors have teamed up with Aptos High School to host the Aptos High School Warriors NorCal Invitational at Kaiser Permanente Arena. In its first year, the tournament featured eight high school teams – Aptos, Gilroy, Gunn, Milpitas, Palma, Soquel, St. Mary’s (Stockton) and Watsonville, with St. Mary’s capturing the inaugural championship trophy.

A three-day event, the tournament is the signature piece of the team’s attempt to bring



NBA D-LEAGUE GREEN WEEK

The Santa Cruz Warriors are committed to practices that protect the environment and preserve the Monterey Bay’s natural resources. Last season, the Warriors teamed up with environmental nonprofit Save Our Shores to host a public cleanup event where, together with 250 fans, they cleaned 135 pounds of trash from Seabright Beach.

During the 2014-15 season, the NBA D-League and its teams will host events and activities to generate awareness and raise funds to help support environmental protection. The Santa Cruz Warriors have partnered with Allterra Solar, which will be the presenting sponsor of 2015 NBA D-League Green Week.



Highlights from the Save Our Shores-Santa Cruz Warriors beach cleanup



Frequently Asked Questions

What is the NBA Development League?



The **NBA Development League (D-League)** is the official minor league of the NBA. Founded in 2001, the league now features 18 teams with direct affiliations to NBA franchises. It offers professional basketball at an affordable price in a fun, family-friendly atmosphere. The 2013-14 season was a record-breaking year for the league, with one-third of players on NBA end-of-season rosters (149) boasting NBA D-League experience. In addition, the league set a record with 36 players earning 49 GATORADE Call-Ups

during a full NBA regular season. Attendance grew during the league's 13th season as it surpassed the million total attendance mark for a fifth straight year.

In addition to fostering talent, the NBA D-League continues to develop coaches, referees and front office staff for the NBA and its teams. In fostering the league's connection to the community, its teams, players and staff promote health and wellness, support local needs and interests, and assist in educational development through NBA D-League Cares programs.

The NBA D-League also advances the game of basketball as the research and development arm of the NBA. Throughout the season, fans can watch all NBA D-League games on YouTube at www.youtube.com/nbadleague or the NBA D-League website at www.nba.com/dleague.

For more information on the league, including the latest GATORADE Call-Ups to the NBA and the top prospects to watch, head to www.nba.com/dleague.

How do NBA D-League contracts work?

NBA D-League players sign standard contracts with the league, not individual teams. The standard contract is one year in duration, but players are relieved of their contract obligations if they sign a contract with an NBA team at any point during the season.

How do the Golden State Warriors assign players to the NBA D-League?

NBA teams can assign players within their first three years of service to their D-League affiliate. In addition, players who have more experience in the NBA can be assigned to the NBA D-League with their consent.

Players can stay with the NBA D-League team for as long as the NBA team wishes, and be recalled back to the NBA at any time. There is no cap on how many times a player can be assigned to their NBA D-League affiliate.



Frequently Asked Questions

Who can call up a Santa Cruz Warrior to the NBA?

Since players sign a contract with the league, any NBA team can call up any NBA D-League player. For example, last season the Cleveland Cavaliers and Memphis Grizzlies called up Seth Curry, a guard for the Santa Cruz Warriors.

For a complete list of this season's GATORADE Call-Ups, head to http://www.nba.com/dleague/201415_gatorade_callups.html

What happens once a player gets called up?

An NBA team will sign a player to a contract depending on his years of service in the NBA. Typically, NBA teams will sign an NBA D-League player to a 10-day contract and assess their contribution to the team during that time.

A player can be signed to two 10-day contracts with an individual NBA team before that team must either sign him for the rest of the season or release him.

With call-ups and assignment players, how does a team set its roster?

An NBA D-League team's roster can be fluid. There are many ways a team can acquire players: returning players, the affiliate rule, the NBA D-League Draft, assignments, trades and the available player pool.

An NBA D-League team's roster must be 10 players, with up to 2 additional spots for players placed on the inactive/injury list. If its NBA parent assigns players, the team's active roster may be expanded to 13.

Once the season starts, teams are limited to 14 roster moves each year. There are exemptions to that limit if a team loses a player to a buyout, call-up, or season-ending injury.

How does a player return to the NBA D-League?

An NBA D-League team has returning player rights on any players on its roster for two consecutive seasons.

What is the affiliate rule?

An "affiliate player" is claimed by an NBA D-League team via the affiliate rule. When a player goes to NBA training camp and is waived, the NBA team's D-League affiliate can select up to three players whose rights are not owned by another NBA D-League team.

What does it mean when a player is "waived"?

When a player is waived in the NBA D-League, the team has given up their rights to him. After 48 hours, he clears waivers and any team can claim him from the available player pool.



Frequently Asked Questions

What is the NBA D-League Showcase?

The NBA D-League Showcase is the premier event for D-League players to show off their skills in front of NBA scouts and personnel. It is a four-day event, where all 18 D-League teams play two games against predetermined opponents. This year, it takes place from January 5-9 in Reno, Nevada – the third straight year that Reno is playing host to this event.

During its history, more than 30 NBA D-League players have earned GATORADE Call-Ups to the NBA during or immediately after the NBA D-League Showcase, while an even larger number benefited from the exposure of the showcase.

Is there an NBA D-League All-Star Game?

Yes. The NBA D-League All-Star Game is scheduled for Saturday, February 15, 2014 in New Orleans in conjunction with NBA All-Star activities.

How do playoffs in the NBA D-League work?

The top eight teams in the NBA D-League qualify for the playoffs. Seeding is based on record. However, the three division winners select their opponent, with the team with the best record picking first from the pool of seeds five through eight.

The playoffs are made up of three best-of-three series. The top seed plays away for the first game, and the remaining two games (if needed) are played at home. There is no re-seeding in the NBA D-League.



2014-15 NBA DEVELOPMENT LEAGUE TEAM AFFILIATIONS



AUSTIN SPURS (TX)
San Antonio Spurs



IOWA ENERGY (Des Moines, IA)
Memphis Grizzlies



BAKERSFIELD JAM (CA)
Phoenix Suns



LOS ANGELES D-FENDERS (CA)
Los Angeles Lakers



CANTON CHARGE (OH)
Cleveland Cavaliers



MAINE RED CLAWS (Portland, ME)
Boston Celtics



DELAWARE 87ERS (Newark, DE)
Philadelphia 76ers



OKLAHOMA CITY BLUE (OK)
Oklahoma City Thunder



ERIE BAYHAWKS (PA)
Orlando Magic



RENO BIGHORNS (NV)
Sacramento Kings



FORT WAYNE MAD ANTS (IN)
Atlanta Hawks
Brooklyn Nets
Charlotte Hornets
Chicago Bulls
Denver Nuggets
Indiana Pacers
Los Angeles Clippers
Milwaukee Bucks
Minnesota Timberwolves
New Orleans Pelicans
Portland Trail Blazers
Toronto Raptors
Washington Wizards



RIO GRANDE VALLEY VIPERS (Hidalgo, TX)
Houston Rockets



SANTA CRUZ WARRIORS
Golden State Warriors



SIOUX FALLS SKYFORCE (SD)
Miami Heat



TEXAS LEGENDS (Frisco, TX)
Dallas Mavericks



GRAND RAPIDS DRIVE (MI)
Detroit Pistons



WESTCHESTER KNICKS (White Plains, NY)
New York Knicks



IDAHO STAMPEDE (Boise, ID)
Utah Jazz

AUSTIN SPURS



NBA Affiliation: San Antonio Spurs

Conference: West

Address: 12885 N. Hwy 183 #207, Austin, Texas 78750

Telephone: 512-236-8333

Fax: 512-236-8444

Head Coach: Ken McDonald

Media Relations Contact: Perri Travillion

Media Relations Email: ptravillion@attcenter.com

Arena: Cedar Park Center

Capacity: 4,672

Website: <http://www.nba.com/dleague/austin/>

Twitter: @AustinSpurs

2014 – 2015 Schedule:

Sunday, November 23 at Austin (1:00 p.m.)

Friday, December 12 at Santa Cruz (7:00 p.m.)

Tuesday, February 24 at Santa Cruz (7:00 p.m.)

BAKERSFIELD JAM

NBA Affiliation: Phoenix Suns

Conference: West

Address: 1400 Norris Rd., Bakersfield, CA 93308

Telephone: 661-615-6550

Fax: 661-615-6555

Head Coach: Nate Bjorkgren

Media Relations Contact: William Aquije

Media Relations Email: william@bakersfieldjam.com

Arena: Dignity Health Event Center

Capacity: 750

Website: <http://bakersfieldjam.com>

Twitter: @BakersfieldJam

2014 – 2015 Schedule:

Tuesday, November 25 at Bakersfield (7:00 p.m.)

Tuesday, January 27 at Santa Cruz (7:00 p.m.)

Thursday, February 5 at Bakersfield (7:00 p.m.)

Tuesday, February 10 at Santa Cruz (7:00 p.m.)

Saturday, March 28 at Santa Cruz (7:00 p.m.)

Saturday, April 4 at Bakersfield (7:00 p.m.)

CANTON CHARGE



NBA Affiliation: Cleveland Cavaliers

Conference: East

Address: 1101 Market Ave. N, Canton, OH 44702

Phone: 330-489-1701

Fax: 330-489-1703

Head Coach: Jordi Fernandez

Media Relations Contact: Sean Wyatt

Media Relations Email: SWyatt@cantoncharge.com

Arena: Memorial Civic Center

Capacity: 5,200

Website: <http://www.cantoncharge.com>

Twitter: @CantonCharge

2014 – 2015 Schedule:

Saturday, January 2 at Santa Cruz (7:00 p.m.)

Sunday, January 3 at Santa Cruz (7:00 p.m.)

DELAWARE 87ERS



NBA Affiliation: Philadelphia 76ers

Conference: East

Address: 300 Martin Luther King Blvd., Suite 200, Wilmington, DE 19801

Telephone: 302-504-7587

Fax: 302-351-5370

Head Coach: Rod Baker

Media Relations Contact: Alex Yoh

Media Relations Email: AlexYoh@sevens.com

Arena: The Bob Carpenter Sports/Convocation Center

Capacity: 3,748

Website: www.sevens.com

Twitter: @Sevens

2014 – 2015 Schedule:

Tuesday, January 13 at Delaware (4:00 p.m.)

ERIE BAYHAWKS



NBA Affiliation: Orlando Magic

Conference: East

Address: 110 East 8th St., Erie, PA 16501

Telephone: 814-790-5600

Fax: 814-790-5608

Head Coach: Bill Peterson

Media Relations Contact: Kevin Hagerty

Media Relations Email: Kevin.Hagerty@nbaerie.com

Arena: Erie Insurance Arena

Capacity: 5,400

Website: <http://www.ErieBayHawks.com>

Twitter: @ErieBayHawks

2014 – 2015 Schedule:

Saturday, December 13 at Santa Cruz (7:00 p.m.)

FORT WAYNE MAD ANTS



NBA Affiliations: Atlanta Hawks, Brooklyn Nets, Charlotte Hornets, Chicago Bulls, Denver Nuggets, Indiana Pacers, Los Angeles Clippers, Milwaukee Bucks, Minnesota Timberwolves, New Orleans Pelicans, Portland Trail Blazers, Toronto Raptors, Washington Wizards

Conference: East

Address: 1910 St. Joe Center Rd., Suite 61, Fort Wayne, IN 46825

Phone: 260-469-HOOP

Fax: 260-469-4674

Head Coach: Conner Henry

Media Relations Contact: Audrey Siebrase

Media Relations Email: audrey@fortwaynehoops.com

Arena: Allen County War Memorial Coliseum

Capacity: 8,000

Website: <http://www.fortwaynehoops.com>

Twitter: @TheMadAnts

2014 – 2015 Schedule:

Tuesday, January 6 at Fort Wayne (4:00 p.m.)

GRAND RAPIDS DRIVE



NBA Affiliation: Detroit Pistons

Conference: East

Address: 40 Monroe Center St NE, Suite 11, Grand Rapids, MI 49503

Phone: (616) 309-7125

Head Coach: Otis Smith

Media Relations Contact: Sarah Jbara

Media Relations Email: spj@nbagrandrapids.com

Arena: Deltaplex Arena

Capacity: 6,200

Website: <http://www.nba.com/dleague/grandrapids/>

Twitter: @grdleague

2014 – 2015 Schedule:

IDAHO STAMPEDE



NBA Affiliation: Utah Jazz

Conference: West

Address: 233 S. Capitol Blvd., Ste. 100, Boise ID 83702

Telephone: 208-388-4667

Fax: 208-388-3845

Head Coach: Dean Cooper

Media Relations Contact: Ty Carter

Media Relations Email: ty@idahostampede.com

Arena: CenturyLink Arena

Capacity: 5,000

Website: <http://www.idahostampede.com>

Twitter: @IdahoStampede

2014-2015 Schedule:

Friday, December 19 at Idaho (6:00 p.m.)

Saturday, December 20 at Idaho (6:00 p.m.)

Saturday, December 27 at Santa Cruz (7:00 p.m.)

Saturday, February 7 at Idaho (6:00 p.m.)

Friday, March 6 at Santa Cruz (7:00 p.m.)

Saturday, March 7 at Santa Cruz (7:00 p.m.)

IOWA ENERGY



NBA Affiliation: Memphis Grizzlies

Conference: East

Address: 730 3rd Street, Des Moines, Iowa 50309

Telephone: 515-564-8550

Fax: 515-564-8551

Head Coach: Bob Donewald Jr.

Media Relations Contact: Mike Leighton

Media Relations Email: mleighton@iowanba.com

Arena: Wells Fargo Arena

Capacity: 16,285

Website: <http://www.iowaNBA.com>

Twitter: @iowaenergy

2014 – 2015 Schedule:

Saturday, November 15 at Santa Cruz (7:00 p.m.)

LOS ANGELES D-FENDERS



NBA Affiliation: Los Angeles Lakers

Conference: West

Address: 555 N. Nash Street, El Segundo, CA 90245

Telephone: (310) 426-6000

Fax: (310) 343-3412

Head Coach: Phil Hubbard

Media Relations Contact: D-Fenders Basketball Communications

Media Relations Main Office: (310) 426-6001

Arena: Toyota Sports Center

Capacity: 336

Website: <http://www.d-fenders.com>

Twitter: @DFenders

2014 – 2015 Schedule:

Friday, November 14 at Santa Cruz (7:00 p.m.)

Friday, December 5 at Los Angeles (7:00 p.m.)

Thursday, January 22 at Los Angeles (7:00 p.m.)

Sunday, February 8 at Los Angeles (5:00 p.m.)

Friday, March 20 at Santa Cruz (7:00 p.m.)

MAINE RED CLAWS



NBA Affiliation: Boston Celtics

Conference: East

Address: 413 Congress Street, Portland, ME 04101

Telephone: 207-210-6655

Fax: 207-210-6659

Head Coach: Scott Morrison

Media Relations Contact: Evans Boston

Media Relations Email: eboston@maineredclaws.com

Arena: Portland Exposition Building

Capacity: 3,045

Website: <http://www.MaineRedClaws.com>

Twitter: @maineredclaws

2014 – 2015 Schedule:

Friday, January 9 at Maine (4:00 p.m.)

Saturday, January 10 at Maine (4:00 p.m.)

OKLAHOMA CITY BLUE



NBA Affiliation: Oklahoma City Thunder

Conference: West

Address: 208 Thunder Drive, Oklahoma City, OK 73102

Telephone: (405) 208-4800

Fax:

Head Coach: Mark Daigneault

Media Relations Contact: Ben Coldagelli

Media Relations Email: bcoldagelli@tulsa66ers.com

Arena: COX Convention Center

Capacity: 13,846

Website: <http://www.nba.com/dleague/oklahomacity/>

Twitter: @okcblue

2014 – 2015 Schedule:

Wednesday, December 17 at Santa Cruz (7:00 p.m.)

Tuesday, February 17 at Tulsa (5:00 p.m.)

Sunday, March 1 at Santa Cruz (6:00 p.m.)

Tuesday, March 10 at Tulsa (9:00 a.m.)

Thursday, March 12 at Tulsa (5:00 p.m.)

RENO BIGHORNS



NBA Affiliation: Sacramento Kings

Conference: West

Address: 50 West Liberty Street, Suite 201, Reno, NV 89501

Phone: 775-853-8220

Fax: 775-853-1601

Head Coach: Joel Abelson

Media Relations Contact: Kyle Jones

Media Relations Email: kjones@renobighorns.com

Arena: Reno Events Center

Capacity: 7,000

Website: <http://www.renobighorns.com>

Twitter: @renobighorns

2014 – 2015 Schedule:

Friday, January 23 at Santa Cruz (7:00 p.m.)

Friday, January 30 at Reno (7:00 p.m.)

Saturday, January 31 at Reno (7:00 p.m.)

Saturday, February 21 at Reno (7:00 p.m.)

Saturday, March 21 at Santa Cruz (7:00 p.m.)

Friday, April 3 at Santa Cruz (7:00 p.m.)

RIO GRANDE VALLEY VIPERS



NBA Affiliation: Houston Rockets

Conference: West

Address: 4500 N 10th St. Suite 315, McAllen, TX 78504

Telephone: 956-972-1144

Fax: 956-972-1150

Head Coach: Nevada Smith

Media Relations Contact: Rebecca Sweat

Media Relations Email: rsweat@rgvipers.com

Arena: State Farm Arena

Capacity: 5,713

Website: <http://www.rgvipers.com>

Twitter: @rgvvipers

2014 – 2015 Schedule:

Friday, November 28 at Santa Cruz (7:00 p.m.)

Sunday, November 30 at Santa Cruz (6:00 p.m.)

Sunday, March 15 at Rio Grande Valley (1:00 p.m.)

SIoux FALLS SKYFORCE



NBA Affiliation: Miami HEAT

Conference: East

Address: 2131 S. Minnesota Ave., Sioux Falls, SD 57105

Telephone: 605-332-0605

Fax: 605-332-2305

Head Coach: Phil Weber

Media Relations Contact: Joe Millar

Media Relations Email: joe@skyforceonline.com

Arena: Sanford Pentagon

Capacity: 3,250

Website: <http://www.skyforceonline.com>

Twitter: @sfskyforce

2014 – 2015 Schedule:

TEXAS LEGENDS



NBA Affiliation: Dallas Mavericks

Conference: West

Address: 2601 Avenue of the Stars, Suite 300, Frisco, Texas, 75034

Telephone: 214-469-0822

Fax: 214-469-0823

Head Coach: Eduardo Najera

Media Relations Contact: Britney Wynn

Media Relations Email: bwynn@texlegends.com

Arena: Dr Pepper Arena

Capacity: 4,500

Website: <http://texlegends.com>

Twitter: @TexasLegends

2014 – 2015 Schedule:

Friday, November 21 at Texas (5:00 p.m.)

Wednesday, February 18 at Texas (5:00 p.m.)

Wednesday, March 4 at Santa Cruz (7:00 p.m.)

Sunday, March 29 at Santa Cruz (6:00 p.m.)

WESTCHESTER KNICKS



NBA Affiliation: New York Knicks

Conference: East

Address: 198 Central Avenue, White Plains, New York 10606

Telephone: (914) 559-6888

Head Coach: Kevin Whitted

Media Relations Contact: Katie Hatch

Media Relations Email: Katie.Hatch@msg.com

Arena: Westchester County Center

Capacity: 5,000

Website: <http://www.nba.com/dleague/westchester/>

Twitter: @wcknicks

2014 – 2015 Schedule:

Friday, February 27 at Santa Cruz (7:00 p.m.)



2014-15 NBA D-LEAGUE MAP



TOGETHER WE ARE WARRIORS

831.713.4400
santacruzbasketball.com
903 Pacific Avenue, Suite 101, Santa Cruz

Follow us at @Dleaguewarriors on
Twitter & Instagram



OFFICIAL D-LEAGUE AFFILIATE OF
THE GOLDEN STATE WARRIORS

