

LOS ANGELES D-FENDERS

F MALCOLM THOMAS F JAMARIO MOON C BRANDON COSTNER



2013 2014 MEDIA GUIDE



TABLE OF CONTENTS



D-FENDERS STAFF

Team Directory	4
Jerry Buss Memorial	5
President/CEO Joey Buss	6
VP Basketball Operations Glenn Carraro	6
General Manager Nick Mazzella	7
Head Coach Bob MacKinnon	7
Assistant Coach Casey Owens	8
Assistant Coach Thomas Scott	8
Player Development Coach Luke Walton	9
Head Athletic Trainer Nina Hsieh	9
Video Coordinator Will Scott	9
Director, Scouting Jesse Buss	10
PA Announcer Lawrence Tanter	10

THE PLAYERS

#Matt Bouldin	12
#Brandon Costner	12
Muhammad El-Amin	13
#Gideon Gamble	13
#Travis Hyman	14
#Andre Ingram	14
Danny Jones	15
#Josh Magette	15
Maurice McNeil	16
#Jamario Moon	16
#Kyisean Reed	17
#Kareem Rush	17
Dami Sapara	18
#Malcolm Thomas	18
#Josiah Turner	19
#C.J. Williams	19
2013-14 Roster	20
<i>(# MADE OPENING DAY ROSTER)</i>	

THE D-LEAGUE

D-League Team Directory	22
NBA D-League Directory	23
D-League Overview	24
Alignment/Affiliations	25
All-Time Gatorade Call-Ups	26-27
All-Time NBA Assignments	28-29
All-Time All D-League Teams	30
All-Time Award Winners	31
D-League Champions	32
All-Time Single Game Records	33-34

2012-13 YEAR IN REVIEW

2012-13 Standings/Playoff Results	36
2012-13 Team Statistics	37
2012-13 D-League Leaders	38

D-FENDERS RECORDS & HISTORY

Season-By-Season Record/Leaders	40
Honor Roll	41
Individual Records (D-Fenders)	42
Individual Records (Opponents)	43
Team Records (D-Fenders)	44
Team Records (Opponents)	45
Score Margins/Streaks/OT Record	46
Season-By-Season Statistics	47
All-Time Career Leaders	48
All-Time Roster with Statistics	49-57
All-Time Collegiate Roster	58-59
All-Time Numerical Roster	60
All-Time Draft Choices	61
All-Time Player Transactions	62-65
Year-by-Year Results, Statistics & Rosters	67-74

D-FENDERS PLAYOFF RECORDS

Individual Records (D-Fenders)	76-77
Individual Records (Opponents)	77-78
D-Fenders Team Records	79
Playoff Results	80-88

THE OPPONENTS

Austin Toros	90
Bakersfield Jam	91
Canton Charge	92
Eric BayHawks	93
Fort Wayne Mad Ants	94
Idaho Stampede	95
Iowa Energy	96
Maine Red Claws	97
Reno Bighorns	98
Rio Grande Valley Vipers	99
Santa Cruz Warriors	100
Sioux Falls Skyforce	101
Springfield Armor	102
Texas Legends	103
Tulsa 66ers	104

MEDIA & GENERAL INFORMATION

Media Guidelines/General Information	106
Toyota Sports Center	107



SCHEDULE

2013-2014 D-FENDERS SCHEDULE

<u>DATE</u>	<u>OPPONENT</u>	<u>TIME</u>	<u>DATE</u>	<u>OPPONENT</u>	<u>TIME</u>
Nov. Sat. 23	Rio Grande Valley	6:30 pm	Feb. Sat. 1	at Idaho	7:00 pm
Sat. 30	at Santa Cruz	7:00 pm	Wed. 5	Bakersfield	7:00 pm
			Sat. 8	at Santa Cruz	7:30 pm
			Mon. 10	Santa Cruz	7:00 pm
Dec. Sun. 1	at Bakersfield	4:00 pm	Wed. 12	Idaho	7:00 pm
Fri. 6	at Bakersfield	7:00 pm	Mon. 17	Reno	1:00 pm
Sat. 7	Bakersfield	6:30 pm	Sat. 22	Idaho	6:30 pm
Sat. 14	Santa Cruz	6:30 pm	Mon. 24	Springfield	7:00 pm
Sun. 15	Santa Cruz	5:00 pm	Thu. 27	at Texas	7:00 pm
Tue. 17	at Santa Cruz	7:30 pm			
Sat. 21	Idaho	6:30 pm	Mar. Sat. 1	at Texas	7:00 pm
Fri. 27	at Sioux Falls	7:00 pm	Mon. 3	Delaware	7:00 pm
Sat. 28	Sioux Falls	7:00 pm	Wed. 5	Delaware	7:00 pm
Mon. 30	at Idaho	7:00 pm	Fri. 14	at Canton	7:00 pm
			Sat. 15	at Canton	7:30 pm
Jan. Thu. 2	at Reno	7:00 pm	Tue. 18	at Ft. Wayne	7:00 pm
Sat. 4	Bakersfield	6:30 pm	Thu. 20	at Austin	7:30 pm
Mon. 6	Sioux Falls	6:30 pm	Sat. 22	Santa Cruz	6:30 pm
Tue. 7	at Tulsa	7:00 pm	Mon. 24	Bakersfield	7:00 pm
Fri. 10	at Idaho	7:00 pm	Fri. 28	at Bakersfield	7:00 pm
Sat. 11	at Idaho	7:00 pm	Sat. 29	Santa Cruz	6:30 pm
Mon. 13	Maine	7:00 pm	Mon. 31	Reno	7:00 pm
Fri. 17	at Reno	7:00 pm			
Sat. 18	Tulsa	6:30 pm	Apr. Wed. 2	Erie	7:00 pm
Mon. 20	Reno	1:00 pm	Fri. 4	at Ft. Wayne	7:30 pm
Fri. 24	at Reno	7:00 pm	Sat. 5	at Iowa	7:00 pm
Sat. 25	Sioux Falls	6:30 pm			
Mon. 27	Texas	7:00 pm			
Fri. 31	at Idaho	7:00 pm			



* Bold Indicates 2014 D-League Showcase
Neutral Site (Reno, NV)

The Staff



Los Angeles
D-FENDERS



TEAM DIRECTORY

TEAM DIRECTORY

Ownership.....	Buss Family Trusts
President/CEO	Joey Buss
General Counsel/Secretary	Jim Perzik
Senior Vice President/CFO	Joe McCormack
Vice President of Basketball Operations.....	Glenn Carraro
General Manager	Nick Mazzella
Executive Director, Business Operations	Michael Harris
Head Coach	Bob MacKinnon
Assistant Coaches	Casey Owens, Thomas Scott
Player Development Coach.....	Luke Walton
Athletic Trainer	Nina Hsieh
Director, Scouting.....	Jesse Buss
Video Coordinator.	Will Scott
Public Relations Representative	Evan Kaplan
Community Relations Representative	Alison Tolladay
Sales Representative	Benny Garcia
Director, Legal and Corporate Administration	Terree Sholl
Team Travel Coordinators	Tania Jolly, Kristen Luken
Public Address Announcer	Lawrence Tanter


ABOUT THE NBA D-LEAGUE & LOS ANGELES D-FENDERS

Now entering its 13th season, the NBA Development League - the NBA's minor league established to develop talent across all disciplines for the NBA - is designed to help grow the sport of basketball both domestically and internationally by offering NBA-quality basketball and fun, family entertainment at affordable prices.

In July 2006, the Los Angeles Lakers became the first NBA franchise to own its own NBA Development League team. Starting in the 2006-07 season, the Los Angeles D-Fenders franchise began playing its home games either prior to or following Lakers home games at STAPLES Center. Beginning last season, however, the D-Fenders played all their home games exclusively at the Toyota Sports Center, the Lakers training facility in El Segundo, CA.

The synergy between the Lakers and the D-Fenders is undeniable as a total of 11 different players have been assigned from the Lakers to the D-Fenders since the inaugural 2006 season for developmental purposes. What's further, the Lakers and D-Fenders made history on April 1, 2007 when Jordan Farmar became the first player in league history to play in an NBA and NBA D-League game in the same day. In 2007-08, Coby Karl scored five points for the Lakers February 19 versus Atlanta, becoming the 2nd player in league history to play in same-day D-League and NBA games. After a one-year hiatus from the D-League in 2010-11, the D-Fenders returned to competition in 2011-12 and posted the best regular season record in league history (38-12), totaled eight NBA Call-Ups, developed six Lakers assignment players and were named the first ever NBA D-League Development Champion (award given to the team that best embodies the NBA D-League's goals of developing basketball talent via Call-Ups and assignments).

The D-League's assignment system with the NBA will enter its ninth season in 2013-14. In all, the league will feature 17 teams and now has 14 teams with single affiliations with NBA teams. Of the 14 singly-affiliated NBA D-League teams, six teams are fully owned and operated by their NBA parent club, including the Austin Toros (San Antonio Spurs), Canton Charge (Cleveland Cavaliers), Delaware 87ers (Philadelphia 76ers), Los Angeles D-Fenders (Los Angeles Lakers), Tulsa 66ers (Oklahoma City Thunder) and the Santa Cruz Warriors (Golden State Warriors). An additional seven teams have a hybrid relationship with their NBA parent club, including the Erie BayHawks (New York Knicks), Idaho Stampede (Portland Trail Blazers), Maine Red Claws (Boston Celtics), Rio Grande Valley Vipers (Houston Rockets), Reno Bighorns (Sacramento Kings), Sioux Falls Skyforce (Miami Heat) and Springfield Armor (Brooklyn Nets). The hybrid partnership gives an NBA team control of the NBA D-League team's basketball operations while local ownership retains control of the business. The Texas Legends have a one-to-one relationship with the Dallas Mavericks.



Jerry Hatten Buss

1933-2013

"I love L.A. The city and myself were soul mates."





FRONT OFFICE



JOEY BUSS, PRESIDENT/CEO

Entering his sixth year as President/CEO of the Los Angeles D-Fenders, Joey Buss is responsible for overseeing the D-Fenders business operations while also serving as an Alternate Governor for the Los Angeles Lakers.


Prior to assuming his current position with the D-Fenders, Buss spent a year preparing for his role as Lakers Alternate Governor, working closely with both Jeanie Buss, Lakers Executive Vice President of Business Operations and Tim Harris, Senior Vice President of Business Operations. Not long after becoming an Alternate Governor, Buss accepted the Larry O'Brien Trophy on behalf of the organization after the Lakers defeated the Orlando Magic in the 2009 NBA Finals.

An alumnus of the University of Southern California, upon graduation, Buss served as a Coaching Associate for the Lakers during the 2006-07 season. Working alongside head coach Phil Jackson and his coaching staff, Buss was able to observe and learn the responsibilities of coaching by traveling with the team and attending all coaches' meetings.

Getting his first glimpse into the business of basketball at the age of 20, Buss held a summer internship in the basketball operations department of the Los Angeles Sparks during the 2004 and 2005 seasons.

Away from the court, Buss is actively involved in the community, working closely with Pediatric Therapy Network, a non-profit organization that tends to children with special needs by way of therapy.

Buss, his wife, Nicole, and son, Benjamin, reside in Palos Verdes.



GLENN CARRARO, VP OF BASKETBALL OPERATIONS

A member of the team's front office since its inception, the 2013-14 campaign marks the first season for Glenn Carraro as Vice President of Basketball Operations. A club executive with the Los Angeles Lakers since 2000, the 2013-14 season is his third as the team's Assistant General Manager. Carraro served as the D-Fender's General Manager from 2011-13, before being promoted this season. In his first season as GM in 2011-12, the team finished with the best regular season record in NBA D-League history (38-12), recorded eight GATORADE Call-Ups and received the inaugural NBA D-League Development Champion Award.


Formerly the D-Fenders Assistant General Manager from 2006-10, Carraro brings nearly 20 years of professional basketball experience to the position. During his time in the Lakers front office alone, in which he has served in his current capacity since 2006 after six years as Assistant to the General Manager/Director of Camps, Carraro has been part of five NBA Championship teams and seven NBA Finals appearances.

Prior to joining the Lakers, Carraro served as Manager of Basketball Operations for the New York Knickerbockers from 1996-99 after originally joining the team in 1995 as Player Personnel Coordinator/Manager of Knicks Camps. With primary responsibilities including the creation and management of player personnel databases as well as separate salary cap reports, in his time with New York's front office, the Knicks posted a 174-122 (.588) record and made at least the Eastern Conference Semifinals in all four seasons while appearing in the 1999 NBA Finals.

A graduate of SUNY-Stony Brook after transferring from NYU-Polytechnic following two seasons on the men's basketball team, Carraro completed his graduate coursework in Athletic Administration at St. John's University (1991-94) while also serving as the USBL's Director of Sales and Marketing/Operations from 1992-95. Having also worked in the CBA for the Hartford Hellcats and Connecticut Pride, Carraro, in all, is a veteran of four professional basketball leagues.

A diehard Yankees and Steelers fan dating back to his childhood, Carraro currently resides in Silver Lake.

FRONT OFFICE/HEAD COACH




NICK MAZZELLA, GENERAL MANAGER

A member of the Lakers organization since 2004, this is Mazzella's first season as General Manager for the D-Fenders. Mazzella is responsible for the day-to-day management of the team, serving as point person for all personnel decisions, contract negotiations, salary cap concerns and scouting for the D-Fenders. Prior to taking his current role as General Manager, Mazzella spent nine seasons in the Lakers Public Relations department, taking over as Public Relations Coordinator in 2006. Mazzella earned the position after working as a part-time basketball operations assistant and public relations intern for the Lakers. During his time with the Lakers, Mazzella was part of two NBA championship teams and made three trips to the NBA Finals.

Mazzella, a graduate of the University of California, Santa Barbara, received a bachelor's degree in Business Economics with a minor in Sports Management in 2006.

Mazzella currently resides in Redondo Beach.



BOB MACKINNON, HEAD COACH

Entering his first season as head coach of the D-Fenders, Bob MacKinnon brings more than three decades of coaching and scouting experience at the professional and collegiate levels to Los Angeles.

The sixth head coach in D-Fenders history, MacKinnon most recently spent two seasons at the helm of the Springfield Armor, leading the Brooklyn Nets affiliate to its first Eastern Division championship, playoff berth and playoff win. Additionally, MacKinnon helped five Armor players earn NBA Call-Ups and developed three Nets players on assignment.

Prior to landing in Springfield, MacKinnon served as head coach for two years in the NBA D-League, first helping the Colorado 14ers post a 34-16 regular season record and a 4-0 postseason record en route to a championship in 2008-09. MacKinnon's 14ers remain the highest scoring team over a single season in NBA D-League history, averaging 118.9 points per game. Subsequently, MacKinnon moved on to coach the Idaho Stampede in 2009-10. Before joining the Armor, MacKinnon acted as the head coach and a consultant for the TianJin Rongcheng Gold Lions of the Chinese Basketball Association in 2011-12.

A proven developer of NBA talent, MacKinnon has helped direct nine different players to NBA Call-Ups (13 total NBA Call-Ups) and foster seven players on assignment from the Brooklyn/New Jersey Nets, Denver Nuggets and Portland Trailblazers. In four seasons in the NBA D-League, MacKinnon owns an overall regular season record of 111-96 (.536).

Coaching in the collegiate ranks for over 25 years, MacKinnon broke into basketball as an assistant during his senior year at King's College in Wilkes-Barre, PA in 1982 and subsequently served as an assistant coach at Mercyhurst College (1982-85) as well as George Washington University (1985-90). The Buffalo, NY native then returned to his home state and worked as an associate head coach at Niagara University (1990-97). Committed to furthering his education, MacKinnon completed his Master's degree in Education while coaching at Niagara.

Shortly after, MacKinnon secured his first head coaching job at the United States Merchant Marine Academy and experienced immediate success. In his two seasons at USMMA, MacKinnon led the Mariners to consecutive NCAA tournament berths and won the Skyline Conference Coach of the Year award (1999). He then continued on to Notre Dame as an assistant under Matt Doherty for the 1999-2000 campaign and later moved with Doherty to the University of North Carolina from 2000-03. In MacKinnon's first year as an assistant at UNC, the Tar Heels were ranked as high as number one in the country and experienced an 18-game winning streak. MacKinnon then became the senior assistant coach at Marshall University (2003-07) and later took a position with the Lakers as the associate director of camps and regional scouting (2007-08).

Growing up as a student of the game of basketball, MacKinnon is the son of Bob MacKinnon Sr., a longtime coach and general manager in both the ABA and NBA.

MacKinnon and his wife Suzanne reside in Chapel Hill, N.C. in the offseason. They have four sons, Bobby Jr. (20), Matthew (17), Brendan (12) and Ryan (8).



ASSISTANT COACHES




CASEY OWENS, ASSISTANT COACH

Casey Owens enters into his first season in Los Angeles after serving as head coach of Guaiquerias in the Venezuelan Professional League last season. Owens, a 15-year veteran of professional basketball, has worked in coaching, player development, and scouting at the NBA, NBA Development League, CBA, and international levels.

Owens has previously spent time coaching in the NBA D-League with current D-Fenders head coach Bob MacKinnon when they led the Colorado 14ers (now Texas Legends) to the 2009 NBA D-League Championship. As an assistant coach with the 14ers from 2007 to 2009, Owens helped lead the team to a 63-37 record. Additionally, Owens has served as an assistant with the Fayetteville Patriots of the NBA D-League, during the franchise's final season in 2005-06, and the Dakota Wizards (now Santa Cruz Warriors) of the CBA, from 2001 to 2004. During his time with the Wizards as an assistant, he helped lead the team to the 2002 and 2004 CBA Championships. Following the 2003-04 campaign, he was promoted to head coach of the Wizards for the 2004-05 season where he led them to a league-best 32-16 record. While coaching in the NBA D-League and CBA, Owens concurrently worked in the NBA with the Milwaukee Bucks and Denver Nuggets as an NBA D-League scouting consultant, the Chicago Bulls as head video coordinator, and the Portland Trail Blazers as a scout. An experienced developer of NBA talent, Owens has helped foster 10 GATORADE NBA Call-Ups while serving in the NBA D-League.

Owens has also spent extensive time coaching internationally in China and Venezuela. Most recently, Owens led Guaiquerias of the Venezuelan Professional League as head coach. In China, Owens served as assistant coach for the Shanghai Sharks, and Xinjiang Flying Tigers, and head coach for Fujian SBS.

Owens, a published author, spends his offseason in Las Cruces, New Mexico, with his wife Susannah, son, Tennessee (14), and daughter, Ophelia Blue (10).




THOMAS SCOTT, ASSISTANT COACH

Thomas Scott enters into his first season in Los Angeles after serving as assistant coach with the Canton Charge, of the NBA D-League, for the past two seasons. Scott brings a combined eight years of experience as an assistant coach and video coordinator at the NBA and NBA D-League levels.

Scott spent the last two seasons as lead assistant coach for Alex Jensen, the 2013 NBA D-League Coach of the Year. In his two seasons with the team, Scott helped the Charge secure back-to-back playoff berths and win the 2013 East Division title. In his two seasons with Canton, the team posted a 57-43 record, and totaled three GATORADE NBA Call-Ups. Prior to joining the Charge, Scott served in the NBA as assistant video coordinator for the New Orleans Hornets from 2006 to 2010, and player development coach/video coach for the Cleveland Cavaliers from 2010 to 2011. During all five seasons in the NBA, Scott served under his father, 2008 NBA Coach of the Year, and former Lakers great, Byron Scott.

Scott, a native of Los Angeles, played two years of college basketball at Pasadena City College, earning all-league honors as a senior in 2004. He currently resides in Los Angeles.

ASSISTANT COACHES/TEAM PERSONNEL



NCAA tournament

LUKE WALTON, PLAYER DEVELOPMENT COACH

Walton enters into his first season as a player development coach for the D-Fenders. Walton has spent the last 11 seasons playing in the NBA with the Los Angeles Lakers and Cleveland Cavaliers. Most recently, he appeared in 50 games with the Cavaliers during the 2012-13 season. The University of Arizona alumnus was selected with the 32nd overall pick in the 2003 NBA Draft by the Lakers and helped lead the team to back-to-back NBA Championships in 2009 and 2010. Walton has appeared in 564 career regular season games (138 starts), posting averages of 4.7 points, 2.8 rebounds and 2.3 assists in 17.2 minutes. Walton also served as an assistant coach on the University of Memphis basketball staff during the 2011 NBA lockout.

During his four seasons with the Arizona Wildcats, Walton helped lead the team to four straight appearances, including a National Championship appearance in 2001.

Walton, a San Diego native, currently resides in Manhattan Beach.



NINA HSIEH, HEAD ATHLETIC TRAINER

Entering into her fifth season with the D-Fenders as Head Athletic Trainer, Hsieh has totaled 12 years of athletic training experience. In her role with the D-Fenders, Hsieh monitors the health of the team and is responsible for injury prevention, care and treatment of the players. Throughout her career in athletics, the Huntington Beach, Calif. native has also functioned as athletic trainer for the UC Santa Barbara men's soccer team (2010-11) along with the women's basketball team (2004-08). Hsieh is a graduate from Cal State Fullerton (B.S., Kinesiology, 2000) and the Arizona School of Health Sciences (M.S., Sports Health Care, 2003).



WILL SCOTT, VIDEO COORDINATOR

Will Scott, at just 24 years old, moves into his third season as the D-Fenders video coordinator. Scott's primary responsibilities include video editing, scouting upcoming opponents and assisting in other D-Fenders needs. Working as student manager at Indiana University from 2009-11 under current head coach Tom Crean, Scott acted as an assistant to the entire coaching staff on a day-to-day basis and handled an array of responsibilities such as video editing video for scouting purposes, supporting practice drills and aiding with in-game operations. A graduate of Indiana, Scott has a degree in Sports Marketing and Management along with a minor in Business.




TEAM PERSONNEL



JESSE BUSS, DIRECTOR OF SCOUTING

Jesse Buss enters his third year as Director of Scouting for the D-Fenders and seventh season overall with the team. Promoted to Director of Scouting for the Lakers in 2012-13, Buss' primary responsibility for both teams is to scout NBA D-League and college players in various regions throughout the country. In addition to his scouting duties, Buss works closely with D-Fenders President/CEO Joey Buss and General Manager Nick Mazzella on everyday matters pertaining to the franchise.

Buss, the youngest of Dr. Jerry Buss' six children, currently resides in Los Angeles.




LAWRENCE TANTER, PUBLIC ADDRESS ANNOUNCER

Entering his 31st season as the Public Address Announcer for the Los Angeles Lakers and seventh for the Los Angeles D-Fenders, Lawrence Tanter is the longest-tenured PA announcer in franchise history. Beginning in 1982 at the Great Western Forum and continuing to the present STAPLES Center, he has called over 1,400 games from his familiar seat at center court including three NBA All-Star games and 14 NBA Finals series. Additionally, Tanter called the first D-Fenders NBA D-League Finals appearance in 2012. His mild demeanor coupled with his smooth delivery are unique to the NBA, ranging from the dissonant tone sensed in his voice with lines such as "Too Many Steps" to the cool declaration of "The Laker Girls."

Born in Chicago, Illinois, Tanter was a member of an Illinois state championship team while at Thornton High School. He later played at the University of Dubuque in Iowa. A huge jazz enthusiast, Tanter is a veteran of three decades of work at numerous radio stations throughout the Los Angeles area. He has interviewed over 500 recording artists, written liner notes for 20 albums, narrated several video games and done voice-overs for over 6,000 commercials.

Lawrence resides in Los Angeles and has one son, Miles.


The Players



Los Angeles
D-FENDERS



THE PLAYERS (* - MADE OPENING DAY ROSTER)



G

#15 MATT BOULDIN*

6-5 . 224


<u>Born</u>	<u>High School</u>	<u>College</u>
January 17, 1988 (Highlands Ranch, CO)	Thunder Ridge HS (Highlands Ranch, CO)	Gonzaga (2006-10)

PRO CAREER HIGHLIGHTS

Appeared in 10 games for Iraklis Thessaloniki, of the Greek A1 League, during the 2010-11 season...Moved to the Tulsa 66ers, of the D-League, in March 2011, averaging 6.3 points, 3.0 assists and 2.9 rebounds over 12 games, helping the team reach the D-League Semifinals...In November 2011 signed with KK Buducnost Voli Podgorica, in Montenegro, helping the team claim the Montenegrin League Regular Season and Post Season Championships in 2012...Played one game for Hapoel Tel-Aviv, in the Israeli Winner League, in 2012.

COLLEGE CAREER HIGHLIGHTS

Colorado State High School Player of the Year his Junior and Senior seasons...Played four seasons at Gonzaga (2006-10), leading the team to four straight NCAA Tournament appearances, four straight WCC Regular Season Championships and two WCC Tournament Championships (2007 & 09)...Appeared in 133 career games, posting averages of 12.7 points, 4.0 rebounds, 3.3 assists and 1.3 steals...Earned WCC All-Freshman Team (2007), All-WCC 1st Team (2008, 09 & 10), WCC All-Tournament Team (2009 & 10), All-WCC Player of the Year (2010), Sporting News NCAA All-America 4th Team (2010) and AP NCAA All-America Honorable Mention (2010) honors.



C

#33 BRANDON COSTNER*

6-9 . 235

<u>Born</u>	<u>High School</u>	<u>College</u>
July 21, 1987 (Montclair, NJ)	Seton Hall Prep (West Orange, NJ)	North Carolina State (2005-09)


PRO CAREER HIGHLIGHTS

Spent 2009-10 with Dexia Mons-Hainaut of the Belgium D1 league, averaging 9.5 points and 6.0 rebounds in 17 league games...Selected in the 1st round (8th pick) of the 2010 NBA D-League Draft by the Utah Flash...Spent the 2010-11 campaign with Utah, averaging 15.1 points, 5.9 rebounds and 1.9 assists in 49 games (44 starts), leading the team to a 28-22 record and playoff berth...Earned All-D-League Honorable Mention in 2011...Acquired by the Los Angeles D-Fenders in November 2011...Played in 32 games (27 starts) with the D-Fenders (2011-12), averaging 20.3 points, 5.1 rebounds and 2.1 assists in 32.4 minutes...Lead the team to the league's best record, and earned All-D-League Third Team honors...Spent five games with CSP Limoges (2012) of French LNB Pro A, averaging 1.6 points and 1.2 rebounds in 8 minutes.

COLLEGE CAREER HIGHLIGHTS

A 2005 High School McDonalds All-American, he played four seasons at NC State (2005-09) ... Played in 101 games over a four-year college career, averaging 12.6 points and 5.9 rebounds for his career...Redshirted his freshman year (2005-06)...Was named to the ACC All-Freshman team, Third team All-ACC and All-ACC Tournament team as a redshirt freshman (2006-07), averaging 16.8 points, 7.3 rebounds and .474 FG percentage in 36 games (35 starts)...As a redshirt sophomore (2007-08) he averaged 8.5 points, 4.6 rebounds and a team leading .822 FT percentage in 30 games (19 starts)...Led the Wolfpack in scoring his redshirt junior year (2008-09), averaging 13.3 points, 6.0 rebounds, 2.4 assists and 1.0 blocks in 30 games (30 starts).

THE PLAYERS (* - MADE OPENING DAY ROSTER)



G

MUHAMMAD EL-AMIN

6-5 . 209

Born

July 25, 1987
(Lansing, MI)

High School

Holt HS
(Holt, MI)

College


Lansing CC
Stony Brook
(2005-10)

PRO CAREER HIGHLIGHTS

Appeared in 30 games for PVSZK Pannonpower Pecs, of the Hungarian A Division, leading the league in scoring (22.0 points) during the 2010-11 season...Moved to Albacomp-UPC Szekesfehervar, of the Hungarian A Division, appearing in 32 games during the 2011-12 season, leading the team to the Hungarian Cup Semifinals and the Hungarian League Semifinals...Earned Eurobasket.com All-Hungarian League 2nd Team in 2011 & 2012...Moved to FMC Ferentino, in Italy, appearing in 8 games in 2012...In January 2013 moved to Maccabi Kiryat Gat, of the Israeli National League, appearing in 19 games, posting averages of 17.1 points, 5.2 rebounds and 3.0 assists...Selected in the fourth round (57th overall) in the 2013 NBA D-League Draft by the Los Angeles D-Fenders.

COLLEGE CAREER HIGHLIGHTS

Spent his first three seasons at Lansing Community College (2005-08)...Transferred to Stony Brook in 2008...Appeared in 60 games over two seasons (2008-10), averaging 16.2 points, 3.4 rebounds, 1.6 assists and 0.9 steals...Led Stony Brook to the 2010 AEC Regular Season Championship...Earned All-AEC Player of the Year (2010), All-AEC 1st Team (2010), All-AEC 2nd Team (2009) and AP NCAA All-America Honorable Mention (2010) honors.



F

#7 GIDEON GAMBLE*

6-7 . 193

Born

June 2, 1990
(Atlanta, GA)

High School

Westlake HS
(Atlanta, GA)

College

Winthrop
(2008-13)

PRO CAREER HIGHLIGHTS


N/A

COLLEGE CAREER HIGHLIGHTS

Played four seasons at Winthrop, posting career averages of 5.5 points, 2.2 rebounds and 0.8 assists in 124 career games...Led the team to the Big South Conference Tournament Championship and an NCAA Tournament Appearance in 2010, as well as the Big South Conference Tournament Semifinals in 2012.



THE PLAYERS (* - MADE OPENING DAY ROSTER)



C

#23 TRAVIS HYMAN*

7-0 . 210

Born

July 12, 1987
(Annapolis, MD)

High School

Old Mill HS
(Millersville, MD)

College


Bowie State
(2009-12)

PRO CAREER HIGHLIGHTS

Selected by the Tulsa 66ers in the 2nd round (6th pick) of the 2012 NBA D-League Draft...Averaged 3.3 points, 2.2 rebounds, 1.5 blocks and 10.6 minutes in 25 games for the 66ers (2012-13)...Acquired by the Los Angeles D-Fenders on March 8, 2013 in exchange for a 2013 3rd round pick...Played in 9 games with the D-Fenders (2013), averaging 0.9 points, 2.0 rebounds and 9.1 minutes.

COLLEGE CAREER HIGHLIGHTS

Played three seasons at Bowie State (2009-12)...Averaged 11.5 points, 8.2 rebounds, 3.9 blocks and .477 FG percentage in 75 career games...Earned All-CIAA Honors (2012), and CIAA Defensive Player of the Year twice (2010 & 2012)...As a sophomore (2009-10) he averaged 10.2 points, 6.7 rebounds, 4.1 blocks and 21.4 minutes in 16 games (13 starts)...Averaged a double-double, 15.2 points and 10.0 rebounds, to go with 5.1 blocks and 24.1 minutes in 19 games (19 starts) as a junior (2010-11)...In his senior campaign (2011-12), he averaged 11.5 points, 8.2 rebounds, 2.7 blocks and 1.3 steals in 24 games (24 starts).



G

#19 ANDRE INGRAM*

6-3 . 195

Born

November 19, 1985
(Richmond, VA)

High School

Highland Springs HS
(Richmond, VA)

College

American University
(2003-07)


PRO CAREER HIGHLIGHTS

Selected by the Utah Flash in the 7th round (94th selection) of the 2007 NBA D-League Draft...Spent four seasons with the Utah Flash (2007-11), appearing in 198 games and leading the team to the D-League Finals in 2009...Was awarded the Jason Collier Sportsmanship Award in 2010...Signed with the Los Angeles D-Fenders in March 2012, appearing in 13 games helping the team reach the 2012 D-League Finals...Posts career averages of 10.6 points, 3.1 rebounds, 1.7 assists and 44.6% 3PT over 204 games.

COLLEGE CAREER HIGHLIGHTS

Played four seasons at American University posting averages of 14.0 points, 4.5 rebounds, 1.7 assists and 1.0 steals in 118 appearances...Earned All-Patriot League 1st team twice (2005 & 2007), All-Patriot League 2nd team (2006), Patriot League All-Tournament team (2007), Patriot League All-Freshman team (2004) and Patriot League Freshman of the Year (2004) honors.

THE PLAYERS (* - MADE OPENING DAY ROSTER)



F

DANNY JONES

6-7 . 235

Born

1985
(Imperial, CA)

High School

Imperial HS
(Imperial, CA)

College

Biola University
(2006-08)

PRO CAREER HIGHLIGHTS

Spent the 2008 season with the Carlsbad BeachDawgs of the WCBL.

COLLEGE CAREER HIGHLIGHTS

Played two seasons at Biola University (2006-08)...Earned NAIA Honorable Mention All-America honors in 2008.



G

#9 JOSH MAGETTE*

6-1 . 160

Born

November 28, 1989
(Birmingham, AL)

High School

Spain Park HS
(Birmingham, AL)

College

Alabama Huntsville
(2008-12)

PRO CAREER HIGHLIGHTS

Spent the 2012-13 season with Landstede Basketbal Zwolle, in Holland, appearing in 39 games, posting averages of 11.5 points, 5.7 assists, 2.8 rebounds and a league-best 2.5 steals...Led the team to the Dutch Cup Championship...Earned Eurobasket.com All-Dutch Eredivisie Defensive Player of the Year (2013) and Eurobasket.com All-Dutch Eredivisie Honorable Mention (2013) honors...Selected in the second round (23rd overall) in the 2013 NBA D-League Draft by the Los Angeles D-Fenders.

COLLEGE CAREER HIGHLIGHTS

Played four seasons at Alabama Huntsville, appearing in 125 games, finishing his career as the school and conference's all-time assists leader and the school's fifth all-time leading scorer...Posted averages of 12.7 points, 8.9 assists, 5.4 rebounds and 2.7 steals his senior season (2011-12)...Led the team to back-to-back NCAA DII Elite Eight appearances (2011 & 2012)...Earned GSC East Division Freshman of the Year (2009), GSC All-Tournament Team (2010 & 2012), All-GSC East Division 1st Team (2011), NABC DII All-South Region 1st Team (2011 & 2012), NABC DII All-America Team (2011 & 2012), All-GSC Co-Player of the Year (2012), All-GSC All-Tournament MVP (2012) and All-GSC 1st Team (2012) honors.



THE PLAYERS (* - MADE OPENING DAY ROSTER)



C

MAURICE MCNEIL

6-9 . 225

Born

January 29, 1987
(New York, NY)

High School

University Park Prep
(Houston, TX)

College

San Jacinto JC
Houston
(2007-11)

PRO CAREER HIGHLIGHTS

Spent 2011 with CB Lobe Huesca, in Spain, appearing in 14 games, averaging 9.3 points and 6.4 rebounds...Drafted in the 4th round (63rd selection) in the 2012 NBA D-League Draft by the Austin Toros...Signed with Hapoel Kfar Saba/Kohav Yair, of the Israeli National League, in February 2013, appearing in 14 games, posting averages of 14.5 points, 10.1 rebounds and 1.8 blocks...Drafted in the 6th round (91st selection) of the 2013 NBA D-League Draft by the Los Angeles D-Fenders.

COLLEGE CAREER HIGHLIGHTS

Spent his first two seasons at San Jacinto Junior College (2007-09)...Averaged 19.7 points and 11.0 rebounds over his 34 games during the 2008-09 season en route to earning All-Region XIV 1st Team honors...Transferred to Houston in 2009...Appeared in 62 games during his two seasons at Houston (2009-2011), averaging 10.5 points, 7.5 rebounds and 1.3 blocks...Helped lead the team to the 2010 C-USA Tournament Championship and subsequent NCAA Tournament berth.



F

#15 JAMARIO MOON*

6-8 . 205

Born

June 13, 1980
(Goodwater, AL)

High School

Coosa Central HS
(Rockford, AL)

College

Meridian CC
(1999-2000)


PRO CAREER HIGHLIGHTS

Played in the NBA Development League for the Mobile Revelers (2001-03), Huntsville Flight (2003-04) and Fort Worth Flyers (2005-06), averaging 5.0 points and 1.9 rebounds in a combined 59 career D-League games ... Signed with the Toronto Raptors in 2007 as an undrafted free agent ... In 78 games (75 starts), averaged 8.5 points, 6.2 rebounds in 27.8 minutes during rookie season ... Member of the NBA All-Star Game All-Rookies Team (2008) and NBA All-Rookie 2nd Team (2008) ... Played in 80 games (60 starts) for the Raptors and Miami Heat in 2008-09, averaging 7.2 points and 4.6 rebounds in 25.9 minutes ... Joined the Cleveland Cavaliers in 2009-10, averaging 4.9 points and 3.1 rebounds in 17.2 minutes over 61 games ... During 2010-11 season, played in 59 games for the Cavaliers and Los Angeles Clippers, averaging 4.3 points and 2.8 points in 17.7 minutes ... Acquired by the Los Angeles D-Fenders in March 2012 ... Averaged 18.2 points, 7.6 rebounds, 3.2 assists, 1.8 steals and 1.2 blocks in 13 games ... Helped the D-Fenders earn the top mark in NBA D-League history at 38-12 ... Received an NBA Call-Up to Charlotte in April 2012 ... Member of 2012-13 Bobcats preseason roster...Rejoined the D-Fenders in November 2012...Averaged 6.7 points, 6.4 rebounds, 2.0 assists, 2.1 steals and 2.0 blocks in 16 games.

COLLEGE CAREER HIGHLIGHTS

Played one season at Meridian CC (Miss.), averaging 20.8 points and 8.7 rebounds in 12 games.

THE PLAYERS (* - MADE OPENING DAY ROSTER)



F

#34 KYISEAN REED*

6-6 . 215

Born

August 25, 1989
(Los Angeles, CA)

High School

Highland HS
(Palmdale, CA)

College


Antelope Valley JC
Utah State
(2009-13)

PRO CAREER HIGHLIGHTS

Selected in the 5th round (74th selection) of the 2013 NBA D-League Draft by the Los Angeles D-Fenders.

COLLEGE CAREER HIGHLIGHTS

Spent his first two seasons at Antelope Valley Junior College where he averaged 17.1 points, 6.3 rebounds, 1.5 blocks and 1.5 steals as a sophomore (2010-11)...Transferred to Utah State in 2011 and led the WAC conference in FG percentage during his junior season (2011-12)...Appeared in 47 games over his two seasons at Utah State, averaging 10.7 points, 5.5 rebounds and 1.3 blocks.



G

#21 KAREEM RUSH*

6-6 . 200

Born

October 30, 1980
(Kansas City, MO)

High School

The Pembroke Hill School
(Kansas City, MO)

College

Missouri
(1999-02)

PRO CAREER HIGHLIGHTS

Selected in the 1st round (20th pick) of the 2002 NBA Draft by the Toronto Raptors...A seven-year NBA veteran, Rush has appeared in 346 career games (78 starts) for the Lakers, Bobcats, Pacers, 76ers and Clippers, averaging 6.4 points, 1.7 rebounds and 1.0 assists in 17.2 minutes...Played two seasons with the Los Angeles Lakers (2002-04) appearing in 148 games, averaging 4.6 points, 1.3 rebounds and 0.9 assists in 14.3 minutes...Helped lead the Lakers to back-to-back playoff appearances (1 Finals appearance)...Acquired by Charlotte in a trade from Los Angeles in December 2004...Appeared in 95 games over two seasons with the Charlotte Bobcats (2004-06)...Averaged a career-best 10.1 points, to go along with 2.2 rebounds, 1.1 assists and 0.8 steals in a career-best 23.6 minutes during the 2005-06 season...Signed with the Indiana Pacers in 2006, appearing in 71 games during the 2006-07 season, averaging 8.3 points, 2.4 rebounds, 1.3 assists and a career-best .389 3PT percentage...Spent the 2008-09 season with the Philadelphia 76ers, and the 2009-10 season with the Los Angeles Clippers, appearing in 32 games over the two seasons...Claimed by the Los Angeles D-Fenders in March 2012...Appeared in 7 regular season games for the D-Fenders (2011-12), helping lead them to the NBA D-League Finals.

COLLEGE CAREER HIGHLIGHTS

Played three seasons at Missouri (1999-02), totaling career averages of 18.9 points, 5.4 rebounds, 2.1 assists, 1.2 steals and 30.2 minutes in 84 games...Earned All-Big 12 First Team (2001 & 2002), All-Big 12 Honorable Mention (2000), Big 12 Championship All-Tournament Team (2001), and Big 12 Freshman of the Year (2000)...Led Missouri to three straight NCAA Tournament appearances, including an Elite 8 appearance in 2002...Led the Big 12 in scoring as a sophomore (2000-01), averaging 21.1 points in 26 games.



THE PLAYERS (* - MADE OPENING DAY ROSTER)



F

DAMI SAPARA

6-6 . 215

Born

July 12, 1988
(Brooklyn, NY)

High School

Port Richmond HS
(Staten Island, NY)

College


N.C. Central
SE Okaloma
College of the Ozarks
(2008-13)

PRO CAREER HIGHLIGHTS

Selected in the 7th round (108th selection) of the 2013 NBA D-League Draft by the Los Angeles D-Fenders.

COLLEGE CAREER HIGHLIGHTS

Played two seasons at North Carolina Central (2008-2010), appearing in 27 games, averaging 3.7 points and 3.1 rebounds...Transferred to SE Oklahoma in 2010...Transferred to College of the Ozarks in 2012, playing one season (2012-13), averaging 8.3 points, 4.6 rebounds and 4.1 assists over 36 games...Helped lead the team to the MCAC Tournament Championship and the NAIA DII Elite Eight.



F

#22 MALCOLM THOMAS*

6-9 . 215

Born

November 8, 1988
(Columbia, MO)

High School

Crawford HS
(San Diego, CA)

College

Pepperdine/San Diego St.
(2007-11)


PRO CAREER HIGHLIGHTS

Appeared in 17 games for Mobis Phoebus, of the Korean KBL, in 2011 before leaving in November...Signed with the Los Angeles Lakers in December 2011 and was assigned to the Los Angeles D-Fenders...Appeared in 26 games for the D-Fenders, averaging 14.9 points, 10.1 rebounds and 1.8 blocks...Moved to the San Antonio Spurs in January 2012, appearing in 3 games before being assigned to the Austin Toros...Joined the Houston Rockets in March 2012 and was assigned to the Rio Grande Valley Vipers for 2 games...Re-joined the Los Angeles D-Fenders for the remainder of the 2012 season, leading the team to the Western Conference Championship and the D-League Finals...Earned All-D-League 1st team and D-League All-Defensive team honors in 2012...Signed with Maccabi Electra Tel-Aviv in Israel, appearing in 28 games (2012-13) in the Euroleague and Israeli Winner League...Moved back to the D-Fenders for 1 game in March 2013...Signed with the Golden State Warriors later that month, appearing in 5 games, before agreeing with the Santa Cruz Warriors...Joined the Chicago Bulls in April 2013, averaging 1.9 points and 1.9 rebounds in 8 games.

COLLEGE CAREER HIGHLIGHTS

Appeared in 32 games as a Freshman at Pepperdine (2007-08), earning WCC All-Freshman team and WCC All-Conference Honorable Mention honors...Transferred to San Diego City College for his Sophomore year...Transferred to San Diego State for his final two seasons (2009-11), leading the team to the MWC Tournament Championship (2011) and a Sweet 16 appearance (2011)...Earned MWC All-Conference 2nd team both seasons (2010 & 2011) and MWC All-Defensive team (2011)...Finished two-year career at San Diego State ranked second all-time in blocks (127)...Averaged 11.1 points, 7.8 rebounds, 1.9 assists and 1.7 blocks in 112 career collegiate games.

THE PLAYERS (* - MADE OPENING DAY ROSTER)



G

#18 JOSIAH TURNER*

6-3 . 192

Born

July 5, 1992
(Sacramento, CA)

High School

Quality Education Academy
(Winston-Salem, NC)

College


Arizona
(2011-12)

PRO CAREER HIGHLIGHTS

Signed with the Summerside Storm of the Canadian National Basketball League in January 2013...Appeared in 38 games, helping the team reach the 2013 Canadian NBL Final...Averaged 10.3 points, 5.1 assists, 3.7 rebounds, 1.4 steals and 23.4 minutes...Earned Canadian NBL All-Playoff Team honors.

COLLEGE CAREER HIGHLIGHTS

Played one season at Arizona (2011-12) appearing in 29 games, averaging 6.8 points, 3.1 rebounds, 2.4 assists, 1.1 steals and 24.8 minutes...Led the team in assists four times, including a career-best 7 vs. Utah on 2/11/12.



G

#14 C.J. WILLIAMS*

6-5 . 224

Born

February 6, 1990
(Fayetteville, NC)

High School

Jack Britt HS
(Fayetteville, NC)

College

North Carolina State
(2008-12)

PRO CAREER HIGHLIGHTS

Played the 2012-13 season with Etha Engomi of the Cypriot Division A league in Cyprus...Averaged 13.5 points, 3.5 rebounds, 1.9 assists, 1.5 steals and 29.3 minutes over 29 games...Led the team in points per game, and second in steals per game, en route to a 16-8 league record.

COLLEGE CAREER HIGHLIGHTS

Played four seasons at NC State (2008-12), appearing in 127 games...During his senior campaign (2011-12), averaged career-highs in seven categories with 10.6 points, 3.8 rebounds, 1.8 assists, 1.1 steals, .500 FG percentage, .808 FT percentage and 31.1 minutes over 37 games...Led the team to their first NCAA appearance (2012) in six years, reaching the Sweet 16.



2013-14 ROSTER

2013-14 LOS ANGELES D-FENDERS TRAINING CAMP ROSTER

<u>NAME</u>	<u>POS</u>	<u>HT</u>	<u>WT</u>	<u>DOB</u>	<u>SCHOOL</u>
Matt Bouldin	G	6-5	224	1/7/88	Gonzaga
Brandon Costner	C	6-9	235	7/21/87	NC State
Muhammad El-Amin	G	6-5	209	7/25/87	Stony Brook
Gideon Gamble	F	6-7	193	6/2/90	Winthrop
Travis Hyman	C	7-0	210	7/12/87	Bowie State
Andre Ingram	G	6-3	195	11/19/85	American
Danny Jones	F	6-7	235	2/18/86	Biola
Josh Magette	G	6-1	160	11/28/89	Alabama Huntsville
Maurice McNeil	C	6-9	225	1/29/87	Houston
Jamario Moon	F	6-6	220	6/13/80	Meridian CC
Kyisean Reed	F	6-6	215	8/25/89	Utah State
Kareem Rush	G	6-6	200	10/30/80	Missouri
Dami Sapara	F	6-6	215	7/12/88	College of the Ozarks
Malcolm Thomas	F	6-9	215	11/8/88	San Diego State
Josiah Turner	G	6-3	192	7/5/92	Arizona
C.J. Williams	F	6-5	224	2/6/90	NC State

HEAD COACH

Bob MacKinnon (Kings College)

ASSISTANT COACHES

Casey Owens (New Mexico State)

Thomas Scott (West Los Angeles College)

PLAYER DEVELOPMENT COACH

Luke Walton (University of Arizona)

ATHLETIC TRAINER

Nina Hsieh (Cal State Fullerton)

VIDEO COORDINATOR

Will Scott (Indiana University)

2013-14 LOS ANGELES D-FENDERS OPENING DAY ROSTER

<u>No</u>	<u>NAME</u>	<u>POS</u>	<u>HT</u>	<u>WT</u>	<u>DOB</u>	<u>SCHOOL</u>
17	Matt Bouldin	G	6-5	224	1/7/88	Gonzaga
33	Brandon Costner	C	6-9	235	7/21/87	NC State
7	Gideon Gamble	F	6-7	193	6/2/90	Winthrop
23	Travis Hyman	C	7-0	210	7/12/87	Bowie State
19	Andre Ingram	G	6-3	195	11/19/85	American
9	Josh Magette	G	6-1	160	11/28/89	Alabama Huntsville
15	Jamario Moon	F	6-6	220	6/13/80	Meridian CC
34	Kyisean Reed	F	6-6	215	8/25/89	Utah State
21	Kareem Rush	G	6-6	200	10/30/80	Missouri
22	Malcolm Thomas	F	6-9	215	11/8/88	San Diego State
18	Josiah Turner	G	6-3	192	7/5/92	Arizona
14	C.J. Williams	F	6-5	224	2/6/90	NC State

The League





TEAM DIRECTORY

AUSTIN TOROS

12885 N. Highway 183, Suite 207
Austin, TX 78750
Tel: (512) 236-8333; Fax: (512) 236-8444
Arena: Cedar Park Center
Media Relations Contact: Perri Travillion
(ptravillion@austintoros.com)
NBA Affiliation:
San Antonio

BAKERSFIELD JAM

1400 Norris Road
Bakersfield, CA 93308
Tel: (661) 615-6550; Fax: (661) 615-6555
Arena: Dignity Health Event Center
Media Relations Contact: William Aquije
(william@bakersfieldjam.com)
NBA Affiliations:
Atlanta, LA Clippers, Phoenix, Toronto, Utah

CANTON CHARGE

1101 Market Avenue North
Canton, OH 44702
Tel: (330) 489-1701; Fax: (330) 489-1703
Arena: Canton Memorial Civic Center
Media Relations Contact: Sean Wyatt
(swyatt@cantoncharge.com)
NBA Affiliation:
Cleveland

DELAWARE 87ERS

300 Martin Luther King Blvd. Ste. 200
Wilmington, DE 19801
Tel: 302-504-7587; Fax: (302) 504-5370
Arena: Bob Carpenter Sports Center
Media Relations Contact: Nicole Pender
(nicolepender@sevens.com)
NBA Affiliation:
Philadelphia

ERIE BAYHAWKS

110 East 8th Street
Erie, PA 16501
Tel: (814) 790-5600; Fax: (814) 790-5608
Arena: Erie Insurance Arena
Media Relations Contact: Jason Vaughan
(Jason.Vaughan@nbaerie.com)
NBA Affiliation:
New York

FORT WAYNE MAD ANTS

1910 St. Joe Center Rd, Suite 61
Fort Wayne, IN 46825
Tel: (260) 469-4667; Fax: (260) 469-4674
Arena: Allen County War Memorial Coliseum
Media Relations Contact: Audrey Siebrase
(audrey@fortwaynehoops.com)
NBA Affiliations:
Charlotte, Detroit, Indiana, Memphis,
Milwaukee, Orlando

IDAHO STAMPEDE

233 South Capitol Blvd., Suite 100
Boise, ID 83702
Tel: (208) 388-4667; Fax: (208) 388-3845
Arena: CenturyLink Arena
Media Relations Contact: Ty Carter
(ty@idahostampede.com)
NBA Affiliations:
Portland

IOWA ENERGY

730 3rd Street
Des Moines, Iowa 50309
Tel: (515) 564-8550; Fax: (515) 564-8551
Arena: Wells Fargo Arena
Media Relations Contacts: Randi Burrell,
(rburrell@iowanba.com); Patrick Jacobson
(pjacobson@iowanba.com)
NBA Affiliations:
Chicago, Denver, Minnesota, New Orleans,
Washington

LOS ANGELES D-FENDERS

555 North Nash Street
El Segundo, CA 90245
Tel: (310) 343-3100; Fax: (310) 343-3412
Arena: Toyota Sports Center
Media Relations Contacts: Evan Kaplan
(ekaplan@d-fenders.com)
NBA Affiliation:
Los Angeles Lakers

MAINE RED CLAWS

413 Congress Street
Portland, ME 04101
Tel: 207-210-6655; Fax: 207-210-6659
Arena: Portland Exposition Building
Media Relations Contact: Will McClaran
(wmccclaran@maineredclaws.com)
NBA Affiliations:
Boston

RENO BIGHORNS

9393 Gateway Dr., Suite BH
Reno, NV 89521
Tel: (775) 284-2622; Fax: (775) 853-1601
Arena: Reno Events Center
Media Relations Contact: TBD
NBA Affiliations:
Sacramento

RIO GRANDE VALLEY VIPERS

4500 North 10th Street, Suite 315
McAllen, TX 78504
Tel: (956) 972-1144; Fax: (956) 972-1150
Arena: State Farm Arena
Media Relations Contact: Rebecca Sweat
(rsweat@rgvipers.com)
NBA Affiliation:
Houston

SANTA CRUZ WARRIORS

903 Pacific Ave., Suite 101
Santa Cruz, CA 95060
Tel: (831) 731-4296 ; Fax: (831) 466-3201
Arena: Kaiser Permanente Arena
Media Relations Contact: Matt De Nesnera
(mdenesnera@santacruzbasketball.com)
NBA Affiliation:
Golden State

SIOUX FALLS SKYFORCE

2131 South Minnesota Ave
Sioux Falls, SD 57105
Tel: (605) 332-0605; Fax: (605) 332-2305
Arena: Sanford Pentagon
Media Relations Contact: Brett Hansen
(brett@skyforceonline.com)
NBA Affiliations:
Miami

SPRINGFIELD ARMOR

1 Monarch Place, Suite 220
Springfield, MA 01144
Tel: (413) 746-3263; Fax: (413) 746-3262
Arena: MassMutual Center
Media Relations Contact: TBD
NBA Affiliation:
Brooklyn

TEXAS LEGENDS

2601 Avenue of the Stars, Suite 300
Frisco, TX 75034
Tel: (214) 469-0822; Fax: (214) 469-0823
Arena: Dr. Pepper Arena
Media Relations Contact: Britney Wynn
(bwynn@texlegends.com)
NBA Affiliation:
Dallas

TULSA 66ERS

10425 South 82nd East Avenue, Suite 105
Tulsa, OK 74133
Tel: (918) 585-8447; Fax: (918) 398-6930
Arena: SpiritBank Event Center
Media Relations Contact: Ben Coldagelli
(bcoldagelli@tulsa66ers.com)
NBA Affiliation:
Oklahoma City

D-LEAGUE DIRECTORY



NBA D-League Offices

Olympic Tower
645 5th Avenue
New York, NY 10022

PRESIDENT

Dan Reed
dreed@nba.com

VICE PRESIDENT, BASKETBALL OPERATIONS & PLAYER PERSONNEL

Chris Alpert
calpert@nba.com

VICE PRESIDENT, BUSINESS DEVELOPMENT

Shawn Smith
shsmith@nba.com

VICE PRESIDENT, SALES & MARKETING / CMO

Shawn Smith
shsmith@nba.com

VICE PRESIDENT, TEAM MARKETING & BUSINESS OPERATIONS

Jerry Murphy
jmurphy@nba.com

VICE PRESIDENT, COMMUNITY & PLAYER PROGRAMS

Kevin Carr
kcarr@nba.com

SENIOR DIRECTOR, NBA D-LEAGUE TEAM OPERATIONS

Tommy Smith
tsmith@nba.com

DIRECTOR, BUSINESS DEVELOPMENT & OPERATIONS

Christine Chi
cchi@nba.com

DIRECTOR, SECURITY

Joel Downing
jdowning@nba.com

MANAGER, COMMUNICATIONS

Joanna Shapiro
jshapiro@nba.com

MANAGER, TEAM FINANCE

Toan Hang
thang@nba.com

MANAGER, BASKETBALL OPERATIONS

David Dorfman
ddorfman@nba.com

COORDINATOR, BASKETBALL OPERATIONS

Billy Campbell
bcampbell@nba.com

EXECUTIVE ASSISTANT

Sara Constantinople
sconstantinople@nba.com



THE D-LEAGUE

THE NBA D-LEAGUE SEASON

The NBA D-League season is 50 games, beginning in November and ending in April. Eight teams qualify for the D-League Playoffs, which consists of best-of-three Quarterfinals, Semifinals and Finals series. The NBA D-League uses a unique playoff format where the three division winners have the opportunity to select their first round opponent from the teams ranked five through eight. The top-seeded division winner will select its opponent first, with the second and third ranked division winners following in that order.

Additionally, the NBA D-League All-Star Game will once again be played over the same weekend as the NBA All-Star Game. This year's contest will take place on February 15 in New Orleans, LA. The NBA D-League Showcase will also return this season, with games to be played on January 5-9 (specific details on the event will be announced at a later date).

Of the 14 singly-affiliated NBA D-League teams, six teams are fully owned and operated by their NBA parent club, including the Austin Toros (San Antonio Spurs), Canton Charge (Cleveland Cavaliers), Delaware 87ers (Philadelphia 76ers), Los Angeles D-Fenders (Los Angeles Lakers), Tulsa 66ers (Oklahoma City Thunder) and the Santa Cruz Warriors (Golden State Warriors). An additional seven teams have a hybrid relationship with their NBA parent club, including the Erie BayHawks (New York Knicks), Idaho Stampede (Portland Trail Blazers), Maine Red Claws (Boston Celtics), Rio Grande Valley Vipers (Houston Rockets), Reno Bighorns (Sacramento Kings), Sioux Falls Skyforce (Miami Heat) and Springfield Armor (Brooklyn Nets). The hybrid partnership gives an NBA team control of the NBA D-League team's basketball operations while local ownership retains control of the business. The Texas Legends have a one-to-one relationship with the Dallas Mavericks.

LIVE GAMES ONLINE

In a ground-breaking partnership between the NBA D-League and YouTube, fans can stream all games for free on www.D-League.com or streaming live on the D-League YouTube Channel. In offering 350-plus D-League games last season via YouTube, the D-League set the mark for the most live games broadcast online by a major professional sports league in history.

Throughout the season, NBA D-League fans won't miss a moment of live regular season action as all of the league's games will be available nationwide either online; on the NBA D-League Center Court mobile app – the league's free mobile application providing fans with access to NBA D-League content on the Android Market and the App Store; or on CBS Sports Network and NBA TV, the league's national television partners.

PLAYER MOVEMENT

There are two types of players in the D-League: those on assignment from NBA teams and free agents. While assigned players can only be recalled by the NBA team which owns the players rights, free agents can be signed by any NBA team at any time of the year.

- A Gatorade Call-Up occurs when an NBA D-League player is signed ("called-up") by an NBA team. Any NBA team may sign ("call-up") any NBA D-League player (other than assigned players) at any point during the NBA D-League season.
 - Through the 2012-13 season, a total of 195 players have earned 306 Gatorade Call-Ups.
- The NBA/NBA D-League assignment system began prior to the 2005-06 season and allows NBA teams to assign first and second-year players to their NBA D-League affiliate no more than three times during the season. There is no limit on the length of time an assigned player may spend in the NBA D-League.
 - NBA teams may not assign more than two of their players to their NBA D-League affiliate at a time.
 - Through the 2012-13 season, a total of 276 different NBA players have been assigned to their NBA D-League affiliate.

2014 D-LEAGUE SHOWCASE

The Reno-Sparks Convention and Visitors Authority will host the tenth-annual NBA Development League Showcase at the Reno Events Center. The 2014 Showcase, which will feature all 17 NBA D-League teams, will run from Jan. 5-9. Conceived prior to the 2004-05 season, the NBA D-League Showcase provides an opportunity for NBA D-League players and coaches to perform in front of NBA general managers, player personnel executives and scouts over five consecutive days at one location. The 2014 event will feature each NBA D-League team competing in two games each over five days.

2013-14 NBA D-LEAGUE KEY DATES

November 1	NBA D-League Draft, 7 p.m. ET
November 9-10	NBA D-League players arrive in markets
November 11	NBA D-League training camps begin
November 14-20	NBA D-League Preseason Games (exact dates, locations, TBD)
November 21	NBA D-League 10-man opening day rosters set by 5 p.m. ET
November 22	NBA D-League regular season begins
November 23	Delaware 87ers debut game at Canton
January 5-9	NBA D-League Showcase (Reno, Nevada)
January 6	NBA 10-day contracts can now be signed
February 15	NBA D-League All-Star Game (New Orleans, LA)
April 5	NBA D-League regular season ends
April 9	NBA D-League Postseason begins (earliest possible start date)

ALIGNMENT / AFFILIATIONS



2013-14 NBA DEVELOPMENTAL LEAGUE MAP



WESTERN DIVISION

Bakersfield Jam
Idaho Stampede
Los Angeles D-Fenders
Reno Bighorns
Santa Cruz Warriors

CENTRAL DIVISION

Austin Toros
Iowa Energy
Rio Grande Valley Vipers
Sioux Falls Skyforce
Texas Legends
Tulsa 66ers

EASTERN DIVISION

Canton Charge
Delaware 87ers
Erie BayHawks
Fort Wayne Mad Ants
Maine Red Claws
Springfield Armor

NBA TEAM AFFILIATIONS

Austin Toros:	San Antonio
Bakersfield Jam:	Atlanta, LA Clippers, Phoenix, Toronto, Utah
Canton Charge:	Cleveland
Delaware 87ers:	Philadelphia
Erie BayHawks:	New York
Fort Wayne Mad Ants:	Charlotte, Detroit, Indiana, Memphis, Milwaukee, Orlando
Idaho Stampede:	Portland
Iowa Energy:	Chicago, Denver, Minnesota, New Orleans, Washington
Los Angeles D-Fenders:	LA Lakers
Maine Red Claws:	Boston
Reno Bighorns:	Sacramento
Rio Grande Valley Vipers:	Houston
Santa Cruz Warriors:	Golden State
Sioux Falls Skyforce:	Miami
Springfield Armor:	Brooklyn
Texas Legends:	Dallas
Tulsa 66ers:	Oklahoma City



ALL-TIME GATORADE CALL-UPS

2001-02 (8 CALL-UPS, 8 PLAYERS)

PLAYER	D-LEAGUE	NBA
Chris Andersen	Fayetteville	DEN
Jason Hart	Asheville	SA
Anthony Johnson	Mobile	NJ
Rusty LaRue	Asheville	UTAH
Tremaine Fowlkes	Columbus	LAC
Isaac Fontaine	Mobile	MEM
Ansu Sesay	Greenville	SEA

2002-03 (14 CALL-UPS, 10 PLAYERS)

PLAYER	D-LEAGUE	NBA
Devin Brown	Fayetteville	SA
Mike Wilks	Huntsville	ATL
Bobby Simmons	Mobile	WAS
Mikki Moore	Roanoke	BOS
Rafer Alston	Mobile	TOR
Damone Brown	N. Charleston	TOR
Corey Benjamin	N. Charleston	ATL
Mike Wilks	Huntsville	MIN
Brandon Williams	Huntsville	ATL
Tierre Brown	N. Charleston	CLE
Jeff Trepagnier	Asheville	DEN
Omar Cook	Fayetteville	BOS
Mikki Moore	Roanoke	ATL
Tierre Brown	N. Charleston	CLE
Devin Brown	Fayetteville	DEN

2003-04 (17 CALL-UPS, 14 PLAYERS)

PLAYER	D-LEAGUE	NBA
Mikki Moore	Roanoke	NJ
Ronald Dupree	Huntsville	CHI
Tierre Brown	Charleston	NO
Desmond Penigar	Asheville	ORL
Ime Udoka	Charleston	LAL
Mikki Moore	Roanoke	UTAH
Mikki Moore	Roanoke	UTAH
Omar Cook	Fayetteville	POR
Mamadou N'Diaye	Asheville	ATL
Hiram Fuller	Charleston	ATL
Rusty LaRue	Asheville	GS
Matt Carroll	Roanoke	SA
Jason Collier	Fayetteville	ATL
Britton Johnsen	Fayetteville	ORL
Mamadou N'Diaye	Asheville	ATL
Mateen Cleaves	Huntsville	CLE
Ernest Brown	Fayetteville	BOS

2004-05 (11 CALL-UPS, 9 PLAYERS)

PLAYER	D-LEAGUE	NBA
Cory Alexander	Roanoke	CHA
Kirk Penney	Asheville	LAC
James Thomas	Roanoke	POR
Obinna Ekezie	Columbus	ATL
Brandin Knight	Asheville	HOU
Smush Parker	Florida	PHX
Matt Carroll	Roanoke	CHA
James Thomas	Roanoke	CLE
Damone Brown	Huntsville	WAS
Omar Cook	Fayetteville	TOR
James Thomas	Roanoke	ATL

2005-06 (18 CALL-UPS, 13 PLAYERS)

PLAYER	D-LEAGUE	NBA
John Lucas	Tulsa	HOU
John Lucas	Tulsa	HOU
Kaniel Dickens	Fayetteville	LAC
Chuck Hayes	Albuquerque	HOU
Melvin Sanders	Fayetteville	SA
Mateen Cleaves	Fayetteville	SEA
Andre Barrett	Florida	PHX
James Lang	Arkansas	ATL
Luke Schenscher	Fort Worth	CHI
Marcus Fizer	Austin	SEA
Andrew Barrett	Florida	TOR
Melvin Sanders	Fayetteville	SA
Will Bynum	Roanoke	GS
Anthony Grundy	Roanoke	ATL
James Lang	Arkansas	TOR
Marcus Fizer	Austin	NOK
Ime Udoka	Fort Worth	NY
D. Zimmerman	Austin	NJ

2006-07 (22 CALL-UPS, 16 PLAYERS)

PLAYER	D-LEAGUE	NBA
Kelenna Azubuike	Fort Worth	GS
Justin Williams	Dakota	SAC
Andre Brown	Sioux Falls	SEA
Dijon Thompson	Albuquerque	ATL
Luke Jackson	Idaho	LAC
Renaldo Major	Dakota	GS
Jeremy Richardson	Fort Worth	ATL
Will Conroy	Tulsa	MEM
Louis Amundson	Colorado	UTAH
Jared Reiner	Sioux Falls	MIL
Von Wafer	Colorado	LAC
Mike Hall	Tulsa	WAS
Will Conroy	Tulsa	LAC
Jeremy Richardson	Fort Worth	POR
Louis Amundson	Colorado	PHI
Luke Schenscher	Fort Worth	POR
Alan Anderson	Tulsa	CHA
Luke Jackson	Idaho	TOR
Kevinn Pinkney	Bakersfield	BOS
Will Conroy	Tulsa	LAC
Randy Livingston	Idaho	SEA
Von Wafer	Colorado	DEN

2007-08 (29 CALL-UPS, 18 PLAYERS)

PLAYER	D-LEAGUE	NBA
Billy Thomas	Colorado	CLE
Bobby Jones	Sioux Falls	DEN
DerMarr Johnson	Austin	SA
Kasib Powell	Sioux Falls	MIA
Ronald Dupree	Tulsa	SEA
Bobby Jones	Sioux Falls	SA
Marcus Williams	Austin	LAC
Eddie Gill	Colorado	SEA
Kasib Powell	Sioux Falls	MIA
Blake Ahearn	Dakota	MIA
Stephane Lasme	LA D-Fenders	MIA
Lance Allred	Idaho	CLE
Bobby Jones	Sioux Falls	MIA
Andre Barrett	Austin	LAC
Bobby Jones	Sioux Falls	HOU
Kaniel Dickens	Colorado	CLE
Billy Thomas	Colorado	CLE
Jeremy Richardson	Fort Wayne	ATL
Jeremy Richardson	Fort Wayne	SA
C.J. Watson	Rio Grande V.	GS
Guillermo Diaz	Anaheim	LAC
DerMarr Johnson	Austin	SA
Keith Langford	Austin	SA
Marcus Williams	Austin	SA
Billy Thomas	Colorado	NJ
Jeremy Richardson	Fort Wayne	MEM
Luke Jackson	Idaho	MIA
Jelani McCoy	LA D-Fenders	DEN
Eddie Gill	Colorado	NJ

2008-09 (24 CALL-UPS, 20 PLAYERS)

PLAYER	D-LEAGUE	NBA
Chris Hunter	Fort Wayne	NY
DeMarcus Nelson	Austin	CHI
Mouhamed Sene	Albuquerque	NY
Jawad Williams	Rio Grande V.	CLE
Marcus Williams	Austin	SA
Shaun Livingston	Tulsa	OKC
Joe Crawford	LA D-Fenders	NY
Quincy Douby	Erie	TOR
Courtney Sims	Iowa	NY
Dontell Jefferson	Utah	CHA
Demetris Nichols	Iowa	NY
P. Mensah-Bonsu	Austin	TOR
James White	Anaheim	HOU
P. Mensah-Bonsu	Austin	SA
Trey Johnson	Bakersfield	CLE
Courtney Sims	Iowa	PHX
Eddie Gill	Colorado	MIL
Trey Johnson	Bakersfield	CLE
Cartier Martin	Iowa	CHA
Anthony Tolliver	Iowa	NO
Courtney Sims	Iowa	PHX
Jermareo Davidson	Idaho	GS
Malik Hairston	Austin	SA
Blake Ahearn	Dakota	SA

ALL-TIME GATORADE CALL-UPS



2009-10 (40 CALL-UPS, 27 PLAYERS)

PLAYER	D-LEAGUE	NBA
Oliver Lafayette	Fort Wayne	BOS
Greg Stiemsma	Sioux Falls	MIN
Brian Butch	Bakersfield	DEN
Coby Karl	Idaho	DEN
Alexander Johnson	Sioux Falls	HOU
Rob Kurz	Fort Wayne	CHI
Dwayne Jones	Austin	PHX
Earl Barron	Iowa	NY
Cedric Jackson	Erie	WAS
Mustafa Shakur	Tulsa	OKC
Cartier Martin	Iowa	WAS
Alonzo Gee	Austin	SA
Alade Aminu	Bakersfield	MIA
Curtis Jerrells	Austin	SA
Mike Harris	Rio Grande V.	HOU
Kenny Hasbrouck	Rio Grande V.	MIA
Mustafa Shakur	Tulsa	OKC
Garrett Temple	Rio Grande V.	SA
Cedric Jackson	Erie	SA
Alonzo Gee	Austin	WAS
Othyus Jeffers	Iowa	UTAH
Garrett Temple	Rio Grande V.	SAC
Chris Richard	Tulsa	CHI
Will Conroy	Rio Grande V.	HOU
Reggie Williams	Sioux Falls	GS
Mike Harris	Rio Grande V.	WAS
Antonio Anderson	Rio Grande V.	OKC
Garrett Temple	Rio Grande V.	HOU
Chris Richard	Tulsa	CHI
Coby Karl	Idaho	GS
Will Conroy	Rio Grande V.	HOU
Cedric Jackson	Erie	CLE
JamesOn Curry	Springfield	LAC
Anthony Tolliver	Idaho	GS
Mario West	Maine	ATL
Cartier Martin	Iowa	GS
Sundiata Gaines	Idaho	UTAH
Mike Harris	Rio Grande V.	HOU
Anthony Tolliver	Idaho	POR
Chris Hunter	Fort Wayne	GS

2010-11 (27 CALL-UPS, 20 PLAYERS)

PLAYER	D-LEAGUE	NBA
Marqus Blakely	Iowa	HOU
Trey Johnson	Bakersfield	LAL
Magnum Rolle	Maine	ATL
Marcus Cousin	Austin	HOU
Robert Vaden	Tulsa	OKC
Larry Owens	Tulsa	WAS
Antonio Daniels	Texas	PHI
Mario West	Maine	NJ
Kyle Weaver	Austin	UTAH
Patrick Ewing Jr.	Sioux Falls	NO
Othyus Jeffers	Iowa	WAS
Danny Green	Reno	SA
Chris Johnson	Dakota	POR
Marcus Cousin	Austin	UTAH
Jerel McNeal	Rio Grande V.	NO
Garrett Temple	Erie	CHA

Othyus Jeffers	Iowa	SA
Jeff Adrien	Rio Grande V.	GS
Chris Johnson	Dakota	BOS
Steve Novak	Reno	SA
Orien Greene	Utah	NJ
Trey Johnson	Bakersfield	TOR
Garrett Temple	Erie	MIL
Chris Johnson	Dakota	POR
Mustafa Shakur	Rio Grande V.	WAS
Larry Owens	Tulsa	SA
Zabian Dowdell	Tulsa	PHX

2011-12 (60 CALL-UPS, 43 PLAYERS)

PLAYER	D-LEAGUE	NBA
Xavier Silas	Maine	PHI
Derrick Byars	Bakersfield	SA
D.J. Kennedy	Erie	CLE
Dan Gadzuric	Texas	NY
Lester Hudson	Austin	MEM
Sean Williams	Texas	BOS
Morris Almond	Maine	WAS
Mikki Moore	Idaho	GS
Jamarion Moon	LA D-Fenders	CHA
Jerome Dyson	Tulsa	NO
Blake Ahearn	Reno	UTAH
Justin Dentmon	Austin	TOR
Mike James	Erie	CHI
Dennis Horner	Springfield	NJ
Lester Hudson	Austin	CLE
Cartier Martin	Iowa	WAS
Malcolm Thomas	LA D-Fenders	HOU
Ben Uzoh	Rio Grande V.	TOR
Alan Anderson	Canton	TOR
Keith Benson	Sioux Falls	GS
Bobby Simmons	Reno	LAC
Justin Dentmon	Austin	SA
Mickell Gladness	Dakota	GS
Edwin Ubiles	Dakota	WAS
Manny Harris	Canton	CLE
Courtney Fortson	LA D-Fenders	HOU
Donald Sloan	Erie	CLE
Eric Dawson	Austin	SA
Jerry Smith	Springfield	NJ
Mike James	Erie	CHI
Jeff Foote	Springfield	NO
Bobby Simmons	Reno	LAC
Gerald Green	LA D-Fenders	NJ
Manny Harris	Canton	CLE
Eric Dawson	Austin	SA
Mike James	Erie	CHI
Andre Emmett	Reno	NJ
Mickell Gladness	Dakota	MIA
Ben Uzoh	Rio Grande V.	CLE
Greg Smith	Rio Grande V.	HOU
Donald Sloan	Erie	ATL
Lance Thomas	Austin	NO
Ish Smith	LA D-Fenders	ORL
Walker Russell, Jr.	Fort Wayne	DET
Larry Owens	Tulsa	NJ
Courtney Fortson	LA D-Fenders	LAC
Mike James	Erie	CHI
Malcolm Thomas	LA D-Fenders	SA

Cory Higgins	Erie	DEN
Mickell Gladness	Dakota	MIA
Terrell Harris	Rio Grande V.	MIA
Dennis Horner	Springfield	NJ
Cardell Johnson	Austin	NO
Ryan Reid	Tulsa	OKC
Donald Sloan	Erie	ATL
Greg Stiemsma	Sioux Falls	BOS
Jamaal Tinsley	LA D-Fenders	UTAH
Mychel Thompson	Erie	CLE
Lance Thomas	Austin	NO
Chris Wright	Maine	GS

2012-13 (36 CALL-UPS, 31 PLAYERS)

PLAYER	D-LEAGUE	NBA
Dwayne Jones	Texas	GS
Willie Reed	Springfield	MEM
Andrew Goudelock	Rio Grande V.	LAL
Scott Machado	Santa Cruz	GS
Kris Joseph	Springfield	BKN
Justin Holiday	Idaho	PHI
Jerel McNeal	Bakersfield	UTH
Justin Dentmon	Texas	DAL
Chris Quinn	Tulsa	CLE
Malcolm Thomas	LA D-Fenders	GS
Dajuan Summers	Maine	ATL
Chris Wright	Iowa	DAL
Travis Leslie	Santa Cruz	UTH
Maalik Wayns	Rio Grande V.	LAC
Malcolm Thomas	LA D-Fenders	GS
Terrell Harris	Erie	NO
Shelvin Mack	Maine	ATL
Henry Sims	Erie	NO
Tim Ohlbrecht	Rio Grande V.	HOU
Chris Johnson	Rio Grande V.	MEM
Chris Johnson	Santa Cruz	MIN
Shelvin Mack	Maine	PHI
Damion James	Bakersfield	BKN
Jarvis Varnado	Sioux Falls	MIA
Mike James	Texas	DAL
Donald Sloan	Sioux Falls	NO
James Anderson	Rio Grande V.	HOU
Lazar Hayward	LA D-Fenders	MIN
Garrett Temple	Reno	WSH
Shelvin Mack	Maine	WSH
Jarvis Varnado	Sioux Falls	BOS
Chris D.-Roberts	Texas	DAL
Jeff Adrien	Rio Grande V.	CHA
Kevin Jones	Canton	CLE
James Anderson	Rio Grande V.	SA
Daniel Orton	Tulsa	OKC



ALL-TIME NBA ASSIGNMENTS

2005-06 (29 PLAYERS ASSIGNED)

PLAYER	D-LEAGUE	NBA
Ha Seung-Jin	Fort Worth	POR
Brandon Bass	Tulsa	NO
Pavel Podkolzin	Fort Worth	DAL
Gerald Fitch	Austin	HOU
M. Andriuskevicius	Arkansas	CLE
Von Wafer	Fort Worth	LAL
Amir Johnson	Fayetteville	DET
Josh Powell	Fort Worth	DAL
Julius Hodge	Austin	DEN
Alex Acker	Fayetteville	DET
Lawrence Roberts	Arkansas	MEM
Anthony Roberson	Arkansas	MEM
Eddie Basden	Tulsa	CHI
Sergei Monia	Fort Worth	POR
Martell Webster	Fort Worth	POR
Gerald Green	Florida	BOS
Gerald Green	Fayetteville	BOS
CJ Miles	Albuquerque	UTAH
Earl Barron	Florida	MIA
Dorell Wright	Florida	MIN
Rawle Marshall	Fort Worth	DAL
Andray Blatche	Roanoke	WAS
Donta Smith	Arkansas	ATL
Pape Sow	Arkansas	TOR
Sean Banks	Tulsa	NO
Peter John Ramos	Roanoke	WAS
Ersan Ilyasova	Tulsa	MIL
Dijon Thompson	Albuquerque	PHX
Dwayne Jones	Florida	MIN
Bracey Wright	Florida	MIN

2006-07 (24 PLAYERS ASSIGNED)

PLAYER	D-LEAGUE	NBA
Jordan Farmar	LA D-Fenders	LAL
Dwayne Jones	Albuquerque	CLE
Shannon Brown	Albuquerque	CLE
Alex Johnson	Arkansas	MEM
Will Blalock	Sioux Falls	DET
Mile Ilic	Colorado	NJ
Allan Ray	Austin	BOS
Damir Markota	Tulsa	MIL
Jose Barea	Fort Worth	DAL
CJ Miles	Idaho	UTAH
Mouhamed Sene	Idaho	SEA
James Augustine	Anaheim	ORL
Marcus Vinicius	Tulsa	NO
Amir Johnson	Sioux Falls	DET
PJ Tucker	Colorado	TOR
Patrick O'Bryant	Bakersfield	GS
Maurice Ager	Fort Worth	DAL
James White	Austin	SA
M. Andriuskevicius	Dakota	CHI
P. Mensah-Bonsu	Fort Worth	DAL
Julius Hodge	Colorado	DEN
Louis Williams	Fort Worth	PHI
Bobby Jones	Fort Worth	PHI
Ryan Hollins	Fort Worth	CHA

2007-08 (31 PLAYERS ASSIGNED)

PLAYER	D-LEAGUE	NBA
Patrick O'Bryant	Bakersfield	GS
Joel Anthony	Iowa	MIA
Daequan Cook	Iowa	MIA
Josh McRoberts	Idaho	POR
Mickael Gelbale	Idaho	SEA
Chris Richard	Sioux Falls	MIN
Jermareo Davidson	Sioux Falls	CHA
David Noel	Tulsa	MIL
Shannon Brown	Rio Grande V.	CLE
Shannon Brown	Iowa	CHI
Cedric Simmons	Rio Grande V.	CLE
Cedric Simmons	Iowa	CHI
Mouhamed Sene	Idaho	SEA
Demetris Nichols	Iowa	CHI
DJ Strawberry	Albuquerque	PHX
Maurice Ager	Tulsa	DAL
Taurean Green	Idaho	POR
Taurean Green	Colorado	DEN
Cheikh Samb	Fort Wayne	DET
Morris Almond	Utah	UTAH
Aaron Brooks	Rio Grande V.	HOU
Darius Washington	Austin	SA
Alando Tucker	Albuquerque	PHX
Coby Karl	LA D-Fenders	LAL
Gabe Pruitt	Utah	BOS
Ian Mahinmi	Austin	SA
Marcin Gortat	Anaheim	ORL
Nick Fazekas	Tulsa	DAL
Kosta Perovic	Bakersfield	GS
JamesOn Curry	Iowa	CHI
Brandon Wallace	Utah	BOS
Steve Novak	Rio Grande V.	HOU
Kyrylo Fesenko	Utah	UTAH
Ramon Sessions	Tulsa	MIL

2008-09 (32 PLAYERS ASSIGNED)

PLAYER	D-LEAGUE	NBA
Marcus Williams	Austin	SA
Kyle Weaver	Tulsa	OKC
Kosta Koufos	Utah	UTAH
DJ White	Tulsa	OKC
Alexis Ajinca	Sioux Falls	CHA
Sean Singletary	Sioux Falls	CHA
Morris Almond	Utah	UTAH
Sun Yue	LA D-Fenders	LAL
Nate Jawai	Idaho	TOR
Thomas Gardner	Anaheim	ATL
Othello Hunter	Anaheim	ATL
Courtney Sims	Iowa	PHX
Darnell Jackson	Erie	CLE
Donte Greene	Reno	SAC
Kyrylo Fesenko	Utah	UTAH
Walter Sharpe	Fort Wayne	DET
Alex Acker	Fort Wayne	DET
Sean Williams	Colorado	NJ
Joey Dorsey	Rio Grande V.	HOU
Malik Hairston	Austin	SA
Alando Tucker	Iowa	PHX

Cheikh Samb	Colorado	DEN
Sonny Weems	Colorado	DEN
Anthony Tolliver	Austin	SA
Blake Ahearn	Austin	SA
Hamed Haddadi	Dakota	MEM
Bill Walker	Utah	BOS
Steven Hill	Tulsa	OKC
JR Giddens	Utah	BOS
DeMarcus Nelson	Bakersfield	GS
Ian Mahinmi	Austin	SA
Richard Hendrix	Bakersfield	GS

2009-10 (24 PLAYERS ASSIGNED)

PLAYER	D-LEAGUE	NBA
Mike Harris	Rio Grande V.	HOU
Alonzo Gee	Austin	SA
Mustafa Shakur	Tulsa	OKC
Curtis Jerrells	Austin	SA
Earl Clark	Iowa	PHX
Marcus Landry	Maine	BOS
Lester Hudson	Dakota	MEM
Hasheem Thabeet	Dakota	MEM
Darnell Jackson	Erie	CLE
Danny Green	Erie	CLE
Nathan Jawai	Sioux Falls	MIN
Jermaine Taylor	Rio Grande V.	HOU
Kosta Koufos	Utah	UTAH
J.R. Giddens	Maine	BOS
Joe Alexander	Fort Wayne	MIL
Malik Hairston	Austin	SA
Patrick Mills	Idaho	POR
Taylor Griffin	Iowa	PHX
D.J. White	Tulsa	OKC
Lester Hudson	Maine	BOS
Alexis Ajinca	Maine	CHA
Byron Mullens	Tulsa	OKC
Kyle Weaver	Tulsa	OKC
Bill Walker	Maine	BOS
Joey Dorsey	Rio Grande V.	HOU

ALL-TIME NBA ASSIGNMENTS



2010-11 (39 PLAYERS ASSIGNED)

PLAYER	D-LEAGUE	NBA
Marcus Cousin	Rio Grande V.	HOU
Robert Vaden	Tulsa	OKC
Danny Green	Austin	SA
Derrick Character	Bakersfield	LAL
Da'Sean Butler	Austin	SA
Hasheem Thabeet	Rio Grande V.	HOU
Ben Uzoh	Springfield	NJ
Jeremy Evans	Utah	UTAH
Larry Sanders	Fort Wayne	MIL
Willie Warren	Bakersfield	LAC
James Johnson	Iowa	CHI
James Anderson	Austin	SA
Armon Johnson	Idaho	POR
Avery Bradley	Maine	BOS
Ishmael Smith	Rio Grande V.	HOU
Hamady Ndiaye	Dakota	WAS
Garret Siler	Iowa	PHX
Jeremy Lin	Reno	GS
Devin Ebanks	Bakersfield	LAL
Samardo Samuels	Erie	CLE
Pape Sy	Utah	ATL
DeMarre Carroll	Dakota	MEM
Byron Mullens	Tulsa	OKC
Sherron Collins	Maine	CHA
Luke Babbitt	Idaho	POR
Jonny Flynn	Sioux Falls	MIN
Daniel Orton	New Mexico	ORL
Rodrigue Beaubois	Texas	DAL
Dominique Jones	Texas	DAL
Craig Brackins	Springfield	PHI
Hassan Whiteside	Reno	SAC
Terrence Williams	Springfield	NJ
Dexter Pittman	Sioux Falls	MIA
Cole Aldrich	Tulsa	OKC
Ed Davis	Erie	TOR
Christian Eyenga	Erie	CLE
Gani Lawal	Iowa	PHX
Solomon Alabi	Erie	TOR
Patrick Patterson	Rio Grande V.	HOU

2011-12 (44 PLAYERS ASSIGNED)

PLAYER	D-LEAGUE	NBA
Andrew Goudelock	LA D-Fenders	LAL
Malcolm Thomas	LA D-Fenders	LAL
	Austin	SA
	Rio Grande V.	HOU
Drew Neitzel	Texas	DAL
Jerome Randle	Texas	DAL
Sean Williams	Texas	DAL
Darrington Hobson	Ft. Wayne	MIL
Hamady N'Diaye	Iowa	WAS
Tyler Honeycutt	Reno	SAC
Hassan Whiteside	Reno	SAC
Gary Neal	Austin	SA
Marcus Morris	Rio Grande V.	HOU
Cory Joseph	Austin	SA
Jordan Hamilton	Idaho	DEN
Julyan Stone	Idaho	DEN

Christian Eyenga	LA D-Fenders	LAL
Luke Babbitt	Canton	CLE
Armon Johnson	Portland	IDA
Solomon Alabi	Idaho	POR
Yi Jianlian	Bakersfield	POR
Dominique Jones	Texas	DAL
Ryan Reid	Texas	DAL
Jeremy Lin	Tulsa	OKC
Jerome Jordan	Erie	NYK
Jordan Williams	Erie	NYK
Derrick Character	Springfield	NJ
Eric Bledsoe	LA D-Fenders	LAL
Luke Harangody	Bakersfield	LAC
Chris Wright	Canton	CLE
Malcolm Lee	Dakota	GS
Craig Brackins	Sioux Falls	MIN
Greg Smith	Maine	PHI
Josh Selby	Rio Grande V.	HOU
Devin Ebanks	Reno	MEM
Jeremy Tyler	LA D-Fenders	LAL
Lazar Hayward	Dakota	GS
Lamar Odom	Tulsa	OKC
Travis Leslie	Texas	DAL
TJ Ford	Bakersfield	LAC
Darius Morris	Austin	SA
Vernon Macklin	LA D-Fenders	LAL
Xavier Henry	Ft. Wayne	DET
Kelenna Azubuike	Iowa	NO
Reggie Jackson	Texas	DAL
Courtney Fortson	Tulsa	OKC
	Rio Grande V.	HOU

2012-13 (58 PLAYERS ASSIGNED)

PLAYER	D-LEAGUE	NBA
Perry Jones	Tulsa	OKC
Jeremy Lamb	Tulsa	OKC
DeAndre Liggins	Tulsa	OKC
Diante Garrett	Bakersfield	PHO
Tim Ohlbrecht	Rio Grande V.	HOU
Scott Machado	Santa Cruz	GS
	Rio Grande V.	HOU
Keyon Dooling	Reno	MEM
Tony Wroten	Reno	MEM
	Reno	UTH
Aron Baynes	Austin	SA
Robert Sacre	LA D-Fenders	LAL
Darius Morris	LA D-Fenders	LAL
Terrence Jones	Rio Grande V.	HOU
Jarvis Varnado	Sioux Falls	MIA
Tyshawn Taylor	Springfield	BKN
Tornike Shengalia	Springfield	BKN
Nando De Colo	Austin	SA
Kevin Jones	Canton	CLE
Kent Bazemore	Santa Cruz	GS
Malcolm Thomas	Santa Cruz	GS
Daniel Orton	Tulsa	OKC
Quincy Acy	Bakersfield	TOR
Mike Scott	Bakersfield	ATL
Fab Melo	Maine	BOS
Tyler Honeycutt	Rio Grande V.	HOU
	Reno	SAC

Dexter Pittman	Sioux Falls	MIA
Greg Smith	Rio Grande V.	HOU
Miles Plumlee	Fort Wayne	IND
Doron Lamb	Fort Wayne	MIL
Julyan Stone	Iowa	DEN
Jared Cunningham	Texas	DAL
Josh Selby	Canton	CLE
	Reno	MEM
Cory Joseph	Austin	SA
Donatas Motiejunas	Rio Grande V.	HOU
Jeremy Tyler	Santa Cruz	GS
Patrick Beverly	Rio Grande V.	HOU
Will Barton	Idaho	POR
Nolan Smith	Idaho	POR
Kris Joseph	Maine	BOS
Jon Leuer	Canton	CLE
Orlando Johnson	Fort Wayne	IND
Darius Miller	Iowa	NO
Royce White	Rio Grande V.	HOU
Samardo Samuels	Canton	CLE
Quincy Miller	Iowa	DEN
Reggie Jackson	Tulsa	OKC
Arnett Moultrie	Sioux Falls	PHI
Chris Copeland	Erie	NY
James White	Erie	NY
Kawhi Leonard	Austin	SA
Amar'e Stoudemire	Erie	NY
Victor Claver	Idaho	POR
Joel Freeland	Idaho	POR
Khrist Middleton	Fort Wayne	DET
Kim English	Fort Wayne	DET
John Jenkins	Bakersfield	ATL
Kendall Marshall	Bakersfield	PHO
Kevin Murphy	Reno	UTH
Darius J.-Odom	LA D-Fenders	LAL



ALL-TIME ALL D-LEAGUE TEAMS

FIRST TEAM ALL D-LEAGUE

YEAR	PLAYER	TEAM
2001-02	Isaac Fontaine	Mobile
	Tremaine Fowlkes	Columbus
	Thomas Hamilton	Roanoke
	Ansu Sesay	Greenville
	Billy Thomas	Greenville
2002-03	Devin Brown	Fayetteville
	Tierre Brown	N. Charleston
	Tang Hamilton	Columbus
	Mikki Moore	Roanoke
	Jeff Trepagnier	Asheville
2003-04	Josh Asselin	Roanoke
	Tierre Brown	Charleston
	Jason Collier	Fayetteville
	Desmond Penigar	Asheville
	Marque Perry	Roanoke
2004-05	Cory Alexander	Roanoke
	Matt Carroll	Roanoke
	Hiram Fuller	Florida
	Kirk Haston	Florida
	Isiah Victor	Roanoke
2005-06	Andrew Barrett	Florida
	Will Bynum	Roanoke
	Marcus Fizer	Austin
	Anthony Grundy	Roanoke
	Ime Udoka	Fort Worth
2006-07	Louis Amundson	Colorado
	Elton Brown	Colorado
	Randy Livingston	Idaho
	Renaldo Major	Dakota
	Von Wafer	Colorado
2007-08	Sean Banks	D-Fenders
	Eddie Gill	Colorado
	Randy Livingston	Idaho
	Ian Mahinmi	Austin
	Kasib Powell	Sioux Falls
2008-09	Blake Ahearn	Dakota
	Will Conroy	Albuquerque
	Erik Daniels	Erie
	Courtney Sims	Iowa
	Marcus Williams	Austin
2009-10	Mike Harris	Rio Grande
	Dwayne Jones	Austin
	Cartier Martin	Iowa
	Curtis Stinson	Iowa
	Reggie Williams	Sioux Falls
2010-11	Joe Alexander	Texas
	Chris Johnson	Dakota
	Ivan Johnson	Erie
	Trey Johnson	Bakersfield
	Curtis Stinson	Iowa
2011-12	Blake Ahearn	Reno
	Justin Dentmon	Austin
	Malcolm Thomas	D-Fenders
	Edwin Ubiles	Dakota
	Greg Smith	Rio Grande V.

FIRST TEAM CONTINUED...

YEAR	PLAYER	TEAM
2012-13	Andrew Goudelock	Rio Grande V.
	Jerel McNeal	Bakersfield
	Tony Mitchell	Fort Wayne
	Demetris Nichols	Sioux Falls
	Brian Butch	Bakersfield

SECOND TEAM ALL D-LEAGUE

YEAR	PLAYER	TEAM
2001-02	Omar Cook	Fayetteville
	Paul Grant	Asheville
	Derek Hood	Mobile
	Terrell McIntyre	Fayetteville
	Sedric Webber	N. Charleston
2002-03	Cory Alexander	Roanoke
	Ernest Brown	Mobile
	Derek Hood	Mobile
	Nate Johnson	Columbus
	Sedric Webber	N. Charleston
2003-04	Omar Cook	Fayetteville
	Britton Johnson	Fayetteville
	Philip Ricci	Huntsville
	Junie Sanders	Fayetteville
	Ime Udoka	Charleston
2004-05	Damone Brown	Huntsville
	Omar Cook	Fayetteville
	Ron Slay	Asheville
	James Thomas	Roanoke
	David Young	Fayetteville
(tie)	Derrick Zimmerman	Columbus
2005-06	Erik Daniels	Fayetteville
	John Lucas III	Tulsa
	Scott Merritt	Austin
	Luke Schenscher	Fort Worth
	Jamar Smith	Austin
(tie)	Isiah Victor	Roanoke
2006-07	Will Conroy	Tulsa
	B.J. Elder	Austin
	Kevinn Pinkney	Bakersfield
	Jared Reiner	Sioux Falls
	Jeremy Richardson	Fort Worth
(tie)	Jawad Williams	Anaheim
2007-08	Blake Ahearn	Dakota
	Lance Allred	Idaho
	Andre Barrett	Austin
	Rod Benson	Dakota
	Kaniel Dickens	Colorado
2008-09	Derrick Byars	Bakersfield
	Josh Davis	Colorado
	Chris Hunter	Fort Wayne
	Trey Johnson	Bakersfield
	James White	Anaheim
2009-10	Brian Butch	Bakersfield
	Will Conroy	Rio Grande
	Alonzo Gee	Austin
	Rob Kurz	Fort Wayne
	Mustafa Shakur	Tulsa

SECOND TEAM CONTINUED...

YEAR	PLAYER	TEAM
2010-11	Jeff Adrien	Rio Grande V.
	Marcus Cousin	Rio Grande V.
	Orien Greene	Utah
	Othys Jeffers	Iowa
	Larry Owens	Tulsa
2011-12	Courtney Fortson	D-Fenders
	Elijah Millsap	D-Fenders
	Eric Dawson	Austin
	Marcus Lewis	Tulsa
	Jeff Foote	Springfield
2012-13	Cory Joseph	Austin
	Travis Leslie	Santa Cruz
	Damion James	Bakersfield
	Kris Joseph	Springfield
	Tim Ohlbrecht	Rio Grande V.

THIRD TEAM ALL D-LEAGUE

YEAR	PLAYER	TEAM
2007-08	Morris Almond	Utah
	Jelani McCoy	D-Fenders
	Carlos Powell	Dakota
	Billy Thomas	Colorado
	Marcus Williams	Austin
2008-09	Lance Allred	Idaho
	Ronald Dupree	Utah
	Eddie Gill	Colorado
	Dontell Jefferson	Utah
	Cartier Martin	Iowa
2009-10	Alade Aminu	Bakersfield
	Antonio Anderson	Rio Grande
	Earl Barron	Iowa
	Curtis Jerrells	Austin
	Larry Owens	Tulsa
2010-11	Antonio Daniels	Texas
	Patrick Ewing Jr.	Reno
	Jerel McNeal	Rio Grande
	DeShawn Sims	Maine
	Sean Williams	Texas
2011-12	Morris Almond	Maine
	Jerry Smith	Springfield
	Brandon Costner	D-Fenders
	Dennis Horner	Springfield
	Sean Williams	Texas
2012-13	D.J. Kennedy	Rio Grande V.
	Justin Holiday	Idaho
	Dajuan Summers	Maine
	Chris Wright	Maine
	Jerome Jordan	D-Fenders

ALL-TIME AWARD WINNERS



MOST VALUABLE PLAYER

<u>YEAR</u>	<u>PLAYER</u>	<u>TEAM</u>
2001-02	Ansu Sesay	Greenville
2002-03	Devin Brown	Fayetteville
2003-04	Tierre Brown	Charleston
2004-05	Matt Carroll	Roanoke
2005-06	Marcus Fizer	Austin
2006-07	Randy Livingston	Idaho
2007-08	Kasib Powell	Sioux Falls
2008-09	Courtney Sims	Iowa
2009-10	Mike Harris	Rio Grande
2010-11	Curtis Stinson	Iowa
2011-12	Justin Dentmon	Austin
2012-13	Andrew Goudelock	Rio Grande V.

ROOKIE OF THE YEAR

<u>YEAR</u>	<u>PLAYER</u>	<u>TEAM</u>
2001-02	Fred House	N. Charleston
2002-03	Devin Brown	Fayetteville
2003-04	Desmond Penigar	Asheville
2004-05	James Thomas	Roanoke
2005-06	Will Bynum	Roanoke
2006-07	Louis Amundson	Colorado
2007-08	Blake Ahearn	Dakota
2008-09	Othys Jeffers	Iowa
2009-10	Alonzo Gee	Austin
2010-11	DeShawn Sims	Maine
2011-12	Edwin Ubiles	Dakota
2012-13	Tony Mitchell	Fort Wayne

DEFENSIVE PLAYER OF THE YEAR

<u>YEAR</u>	<u>PLAYER</u>	<u>TEAM</u>
2001-02	Jeff Myers	Greenville
2002-03	Mikki Moore	Roanoke
2003-04	Karim Shabazz	Charleston
2004-05	D. Zimmerman	Columbus
2005-06	D. Zimmerman	Austin
2006-07	Renaldo Major	Dakota
2007-08	Stephane Lasme	D-Fenders
	Mouhamed Sene	Idaho
2008-09	Brent Petway	Idaho
2009-10	Greg Stiemsma	Sioux Falls
2010-11	Chris Johnson	Dakota
2011-12	Stefhon Hannah	Dakota
2012-13	Stefhon Hannah	Santa Cruz

DENNIS JOHNSON COACH OF THE YEAR

<u>YEAR</u>	<u>PLAYER</u>	<u>TEAM</u>
2006-07	Bryan Gates	Idaho
2007-08	Bryan Gates	Idaho
2008-09	Quin Snyder	Austin
2009-10	Chris Finch	Rio Grande
2010-11	Nick Nurse	Iowa
2011-12	Eric Musselman	D-Fenders
2012-13	Alex Jensen	Canton

IMPACT PLAYER OF THE YEAR

<u>YEAR</u>	<u>PLAYER</u>	<u>TEAM</u>
2007-08	Morris Almond	Utah
2008-09	Eddie Gill	Colorado
2009-10	Brian Butch	Bakersfield
2010-11	Jeff Adrien	Rio Grande
2011-12	Eric Dawson	Austin
2012-13	Rasual Butler	Tulsa

MOST IMPROVED

<u>YEAR</u>	<u>PLAYER</u>	<u>TEAM</u>
2009-10	Mildon Ambres	Idaho
2010-11	Dar Tucker	New Mexico
2011-12	Kenny Hayes	Maine
2012-13	Cameron Jones	Santa Cruz

JASON COLLIER SPORTSMANSHIP AWARD

<u>YEAR</u>	<u>PLAYER</u>	<u>TEAM</u>
2005-06	Ime Udoka	Fort Worth
2006-07	Roger Powell	Arkansas
2007-08	Bill Thomas	Colorado
2008-09	Will Conroy	Albuquerque
2009-10	Andre Ingram	Utah
2010-11	Larry Owens	Tulsa
2011-12	Moses Ehambe	Iowa
2012-13	Ron Howard	Fort Wayne

ALL-STAR GAME MVP

<u>YEAR</u>	<u>PLAYER</u>	<u>TEAM</u>
2006-07	Pops Mensah-Bonsu	Fort Worth
2007-08	Jeremy Richardson	Fort Wayne
2008-09	Blake Ahearn	Dakota
	Courtney Sims	Iowa
2009-10	Brian Butch	Bakersfield
2010-11	Courtney Sims	Iowa
2011-12	Gerald Green	D-Fenders
2012-13	Travis Leslie	Santa Cruz



ALL-TIME CHAMPIONS / RECORDS

NBA DEVELOPMENT LEAGUE CHAMPIONS BY YEAR

<u>YEAR</u>	<u>CHAMPION</u>	<u>SCORES</u>	<u>RUNNER-UP</u>
2001-02	Greenville Groove	81-63; 75-68	North Charleston Lowgators
2002-03	Mobile Revelers	92-82; 71-77; 75-72	Fayetteville Patriots
2003-04	Asheville Altitude	108-106 (OT)	Huntsville Flight
2004-05	Asheville Altitude	90-67	Columbus Riverdragons
2005-06	Albuquerque Thunderbirds	119-108	Fort Worth Flyers
2006-07	Dakota Wizards	129-121 (OT)	Colorado 14ers
2007-08	Idaho Stampede	89-95; 90-89; 108-101	Austin Toros
2008-09	Colorado 14ers	136-131; 123-104	Utah Flash
2009-10	Rio Grande Valley Vipers	136-131; 94-91	Tulsa 66ers
2010-11	Iowa Energy	123-106; 122-141; 119-111	Rio Grande Valley Vipers
2011-12	Austin Toros	109-101; 113-94; 122-110	Los Angeles D-Fenders
2012-13	Rio Grande Valley Vipers	112-102; 102-91	Santa Cruz Warriors

For the 2001-02 and 2002-03 seasons, (and resuming with the 2007-08 season) the championship has been a best-of-three game series.

ALL-TIME REGULAR SEASON RECORDS

<u>TEAM</u>	<u>WINS</u>	<u>LOSSES</u>	<u>PCT.</u>	<u>TEAM</u>	<u>WINS</u>	<u>LOSSES</u>	<u>PCT.</u>
Colorado	91	59	.606	Reno	124	126	.496
Charleston	89	63	.586	Huntsville	99	101	.495
Fort Worth	57	41	.582	Tulsa	196	202	.492
Canton	57	43	.570	Bakersfield	166	184	.474
Dakota/Santa Cruz	198	152	.566	Sioux Falls	165	185	.471
Rio Grande Valley	168	132	.560	Texas	69	81	.460
Utah	112	88	.560	Maine	92	108	.460
Austin	221	177	.555	Albuquerque/New Mexico	134	164	.450
Greenville	58	48	.547	Roanoke	115	133	.460
Iowa	163	137	.543	Florida	42	54	.438
Idaho	189	161	.540	Fayetteville	107	141	.431
Erie	134	116	.536	Fort Wayne	123	177	.410
Mobile	56	50	.528	Arkansas	40	58	.408
Asheville	104	96	.520	Anaheim	61	89	.407
Columbus	102	98	.510	Springfield	67	133	.335
Los Angeles	149	151	.497				

Records by location.

Relocated franchises: Austin/Columbus, Canton/New Mexico/Huntsville, Springfield/ Anaheim, Tulsa/ Asheville, Florida/ Charleston, Texas/ Colorado,

Santa Cruz/Dakota

Defunct franchises: Arkansas, Fayetteville, Florida, Fort Worth, Greenville, Mobile, Roanoke, Utah

ALL-TIME SINGLE-GAME RECORDS



MINUTES PLAYED

62 - Curtis Stinson	Iowa vs. Fort Wayne	12/29/09
58 - Curtis Stinson	Iowa vs. Dakota	1/22/09
56 - Anthony Coleman	Bakersfield at Austin	2/2/07
56 - Othys Jeffers	Iowa vs. Dakota	1/22/09

POINTS

53 - Morris Almond	Utah at Bakersfield	1/30/08
53 - Will Conroy	Albuquerque at Colorado	4/8/09
52 - Osiris Eldridge	Bakersfield at Los Angeles	12/11/11
52 - Kenny Hayes	Maine vs. Springfield	3/4/12
51 - Morris Almond	Utah vs. Austin	12/21/07
51 - Clay Tucker	Arkansas at Austin	3/3/07

FIELD GOALS MADE

20 - Jermaine Taylor	Maine at. Springfield	3/23/13
19 - Billy Thomas	Greenville vs. Asheville	3/22/03
19 - Morris Almond	Utah at Bakersfield	1/30/08
19 - Matt Carroll	Roanoke vs. Florida	2/9/08
18 - Kenny Hayes	Maine vs. Springfield	3/4/12
18 - Edwin Ubiles	Dakota vs. Iowa	2/28/12
18 - Juan Jose Barea	Fort Worth at Idaho	1/25/07
18 - Clay Tucker	Arkansas at Austin	3/3/07
18 - Morris Almond	Utah vs. Austin	12/21/07
18 - Desmond Farmer	Rio Grande V. vs. Albuquerque	3/28/08
18 - James White	Anaheim at Rio Grande V.	1/20/09
18 - Ryan Humphrey	Tulsa vs. Albuquerque	2/21/09

FIELD GOALS ATTEMPTED

41 - Tony Mitchell	Fort Wayne vs. Austin	3/22/13
37 - Morris Almond	Utah vs. Los Angeles	12/15/07
35 - Morris Almond	Utah vs. Austin	12/21/07
34 - Morris Almond	Utah at Bakersfield	1/30/08
34 - Rasual Butler	Tulsa @ Iowa	4/4/13
34 - Tony Mitchell	Fort Wayne vs. Santa Cruz	4/6/13
34 - Jermaine Taylor	Maine at Fort Wayne	3/21/13

FREE THROWS MADE

22 - Scooter McFadgon	Bakersfield at Colorado	3/21/07
20 - Anthony Grundy	Roanoke at Fayetteville	3/3/06
19 - Malik Hairston	Austin vs. Tulsa	11/29/08
19 - Chris Rodgers	Albuquerque at Anaheim	1/6/07

FREE THROWS ATTEMPTED

25 - Keith McLeod	Albuquerque vs. Idaho	3/5/10
25 - Will Conroy	Albuquerque at Colorado	4/8/09
25 - Anthony Grundy	Roanoke at Fayetteville	3/3/06
23 - Marcus Fizer	Austin at Arkansas	3/25/06
22 - Scooter McFadgon	Bakersfield vs. Colorado	3/21/07

3-POINT FIELD GOALS MADE

10 - Billy Thomas	Greenville vs. Asheville	3/22/03
10 - Kasib Powell	Sioux Falls at Fort Wayne	3/6/08
10 - Kevin Kruger	Utah at Idaho	3/29/08
10 - Frank Williams	Sioux Falls at Iowa	2/26/09
9 - Blake Ahearn	Dakota at Sioux Falls	1/9/09
9 - Richie Frahm	Reno vs. Iowa	3/26/09
9 - Ernest Scott	Rio Grande V. at Bakersfield	3/5/10
9 - Moses Ehambe	Austin vs. Texas	3/2/11
9 - Kelvin Lewis	Rio Grande Valley vs. Austin	12/10/11
9 - Darius Rice	Texas at Sioux Falls	1/19/13

3-POINT FIELD GOALS ATTEMPTED

21 - Darius Rice	Texas at Sioux Falls	1/19/13
21 - Darius Rice	Texas at Rio Grande Valley	1/23/13
18 - Brian Chase	Los Angeles vs. Idaho	3/2/08
17 - Artie Griffin	Roanoke vs. Columbus	2/22/02
17 - Stephon Hannah	Dakota at Rio Grande Valley	1/28/12
17 - Kelvin Lewis	Rio Grande Valley vs Reno	4/7/12
17 - Billy Thomas	Greenville vs. Asheville	3/22/03
17 - Clay Tucker	Arkansas at Tulsa	3/2/08
17 - Frank Williams	Sioux Falls at Iowa	2/26/09

REBOUNDS

28 - Rod Benson	Dakota at Sioux Falls	12/9/07
28 - Dwayne Jones	Austin at Rio Grande Valley	4/10/09
27 - Dwayne Jones	Austin at Bakersfield	3/20/10
26 - Rodney Bias	Huntsville at Florida	3/24/05
26 - Dwayne Jones	Austin at Bakersfield	2/21/10

ASSISTS

22 - Randy Livingston	Idaho vs. Bakersfield	12/26/07
21 - Mateen Cleaves	Bakersfield vs. Iowa	3/9/08
21 - Jared Jordan	Rio Grande V. vs. Fort Wayne	2/26/09
21 - Curtis Stinson	Iowa vs. Fort Wayne	12/29/09
21 - Curtis Stinson	Iowa vs. Dakota	3/17/10

STEALS

9 - Avery Bradley	Maine vs. Tulsa	1/30/11
9 - Omar Cook	Fayetteville at Huntsville	11/29/04
8 - Jeff Myers	Greenville at Roanoke	1/16/02
8 - Fred House	N. Charleston vs. Columbus	2/7/02
8 - Brandon Robinson	Fort Worth at Albuquerque	12/26/05
8 - C.J. Watson	Rio Grande V. vs. Sioux Falls	12/1/07
8 - Jeff Horner	Iowa at Austin	2/22/08
8 - Carl Elliott	Sioux Falls at Reno	12/20/08
8 - Russell Robinson	Reno at Idaho	2/21/09
8 - Dominique Coleman	Colorado vs. Dakota	3/21/09
8 - Orien Greene	Utah at Los Angeles	12/1/09
8 - Russell Robinson	Maine at Springfield	1/31/10
8 - Javaris Crittenton	Dakota vs. Reno	3/6/11

BLOCKS

14 - Fab Melo	Maine vs. Erie	12/22/12
11 - Cheikh Samb	Fort Wayne at Sioux Falls	2/2/08
11 - Kurt Looby	Rio Grande Valley at Iowa	4/5/09
11 - Courtney Sims	Iowa at Sioux Falls	11/28/09
10 - Ayudeji Akindele	Iowa at Sioux Falls	12/14/07
10 - Keith Closs	Tulsa at Colorado	3/1/08
10 - Greg Stiemsmma	Sioux Falls at Springfield	12/27/09
10 - Alexis Ajinca	Maine vs. Austin	1/22/10
10 - Kurt Looby	Albuquerque vs. Dakota	1/28/10
10 - Kurt Looby	Maine vs. Erie	4/3/10



ALL-TIME SINGLE-GAME TEAM RECORDS

POINTS

165 - Idaho vs. Rio Grande Valley	3/31/10
155 - Colorado vs. Albuquerque	4/8/09
153 - Rio Grande Valley at Idaho	3/31/10
147 - Colorado vs. Rio Grande Valley	3/10/09
147 - Dakota vs. Texas	3/28/12
146 - Rio Grande Valley vs. Bakersfield	2/28/10

FIELD GOALS MADE

60 - Colorado vs. Albuquerque	4/8/09
59 - Dakota vs. Texas	3/28/12
58 - Colorado vs. Rio Grande Valley	3/10/09
58 - Fort Worth vs. Austin	4/7/07
57 - Rio Grande Valley vs. Idaho	3/31/10
57 - Sioux Falls vs. Colorado	3/31/07

FIELD GOALS ATTEMPTED

114 - Iowa vs. Dakota	1/28/09
113 - Utah vs. Los Angeles	12/15/07
112 - Iowa vs. Fort Wayne	12/29/09
112 - Iowa at Rio Grande Valley	2/01/11
111 - Rio Grande Valley vs. Iowa	2/02/11
111 - Colorado at Reno	4/11/09
111 - Idaho vs. Rio Grande Valley	3/31/10

FREE THROWS MADE

53 - Roanoke vs. Albuquerque	12/31/05
48 - Los Angeles vs. Idaho	3/12/12
47 - Idaho vs. Rio Grande Valley	3/31/10
45 - Anaheim vs. Albuquerque	1/6/07
45 - Roanoke vs. Huntsville	3/12/04
45 - Roanoke at Fayetteville	3/3/06

FREE THROWS ATTEMPTED

63 - Roanoke vs. Albuquerque	12/31/05
62 - Roanoke at Fayetteville	1/6/06
62 - Los Angeles vs. Idaho	3/12/12
61 - Tulsa at Arkansas	1/13/06
61 - Fort Wayne at Tulsa	1/28/12

3-POINT FIELD GOALS MADE

21 - Greenville vs. Asheville	3/22/03
21 - Rio Grande Valley vs. Bakersfield	12/22/11
19 - Canton vs. Rio Grande Valley	2/16/12
18 - Rio Grande Valley vs. Iowa	11/30/11
17 - Idaho vs. Maine	1/27/10
17 - Austin vs. Texas	3/02/11
17 - Iowa vs. Erie	3/13/11
17 - Rio Grande Valley vs. Iowa	2/02/11
17 - Bakersfield vs. Texas	2/11/11
17 - Los Angeles vs. Reno	3/28/12
17 - Rio Grande Valley at Los Angeles	1/7/13
17 - Rio Grande Valley at Santa Cruz	3/1/13
17 - Rio Grande Valley vs. Reno	4/7/12
17 - Rio Grande Valley vs. Tulsa	3/27/13
17 - Rio Grande Valley vs. Erie	11/25/11

3-POINT FIELD GOALS ATTEMPTED

46 - Rio Grande Valley vs. Iowa	2/02/11
46 - Tulsa at Roanoke	4/2/06
44 - Bakersfield vs. Los Angeles	3/24/13
44 - Rio Grande Valley vs. Iowa	12/11/11
43 - Bakersfield vs. Rio Grande Valley	12/4/11

REBOUNDS

71 - Idaho vs. Rio Grande Valley	3/14/09
69 - Huntsville at Charleston	1/23/04
68 - Idaho vs. Reno	1/12/13
67 - Albuquerque at Bakersfield	3/18/07
67 - Roanoke vs. Fayetteville	3/20/05

ASSISTS

42 - Bakersfield vs. Utah	12/6/08
41 - Colorado at Arkansas	3/17/07
41 - Sioux Falls at Bakersfield	4/2/10
40 - Reno vs. Iowa	3/26/09
39 - Arkansas vs. Fort Worth	2/11/07
39 - Colorado at Rio Grande Valley	1/14/09
39 - Florida vs. Roanoke	3/5/05

STEALS

23 - Charleston vs. Fayetteville	2/14/04
23 - Colorado vs. Dakota	3/21/09
23 - Los Angeles at Santa Cruz	2/20/13
22 - Maine vs. Springfield	1/31/10
21 - Iowa vs. Albuquerque	1/17/10
21 - Rio Grande Valley at Santa Cruz	3/1/13

BLOCKS

20 - Fort Worth vs. Fayetteville	2/19/06
20 - Iowa vs. Sioux Falls	12/14/07
20 - Maine vs. Erie	12/22/12
17 - Colorado vs. Tulsa	1/2/09
17 - Huntsville vs. Charleston	12/28/03
17 - Tulsa at Colorado	3/1/08
17 - Bakersfield vs. Idaho	12/6/11

Year 1 in Review



Los Angeles
D-FENDERS



2012-13 STANDINGS & PLAYOFF RESULTS

2012-13 FINAL STANDINGS

Central Division	HOME		AWAY		Pct	Gb	Last 5	Streak
	W	L	W	L				
y-Rio Grande Valley Vipers	35-15	20-5	15-10	0.700	0.0	5-0	WON 10	
x-Austin Toros	27-23	15-10	12-13	0.540	8.0	2-3	LOST 2	
x-Tulsa 66ers	27-23	16-9	11-14	0.540	8.0	2-3	WON 1	
Sioux Falls Skyforce	25-25	13-12	12-13	0.500	10.0	1-4	LOST 2	
Texas Legends	21-29	13-12	8-17	0.420	14.0	2-3	WON 2	
Iowa Energy	14-36	10-15	4-21	0.280	21.0	3-2	WON 3	

East Division	HOME		AWAY		Pct	Gb	Last 5	Streak
	W	L	W	L				
y-Canton Charge	30-20	16-9	14-11	0.600	0.0	3-2	WON 2	
x-Fort Wayne Mad Ants	27-23	16-9	11-14	0.540	3.0	4-1	LOST 1	
x-Maine Red Claws	26-24	14-11	12-13	0.520	4.0	3-2	LOST 1	
Erie BayHawks	26-24	14-11	12-13	0.520	4.0	3-2	WON 1	
Springfield Armor	18-32	12-13	6-19	0.360	12.0	0-5	LOST 5	

West Division	HOME		AWAY		Pct	Gb	Last 5	Streak
	W	L	W	L				
y-Bakersfield Jam	36-14	22-3	14-11	0.720	0.0	4-1	WON 3	
x-Santa Cruz Warriors	32-18	19-6	12-12	0.640	4.0	1-4	LOST 3	
Los Angeles D-Fenders	21-29	14-11	7-18	0.420	15.0	2-3	LOST 2	
Idaho Stampede	19-31	10-15	9-16	0.380	17.0	4-1	WON 3	
Reno Bighorns	16-34	11-13	5-20	0.320	20.0	1-4	LOST 2	

x - Clinched Playoff Berth; y - Clinched Division

2012-13 PLAYOFF RESULTS

QUARTERFINALS

Austin Toros 2, Bakersfield Jam 0

Game 1 – Austin 113, Bakersfield 107

Game 2 – Austin 114, Bakersfield 107

Rio Grande Valley Vipers 2, Maine Red Claws 0

Game 1 – Rio Grande Valley 120, Maine 118

Game 2 – Rio Grande Valley 98, Maine 97

Santa Cruz Warriors 2, Fort Wayne Mad Ants 0

Game 1 – Santa Cruz 124, Fort Wayne 118

Game 2 – Santa Cruz 110, Fort Wayne 92

Tulsa 66ers 2, Canton Charge 1

Game 1 – Tulsa 118, Canton 99

Game 2 – Canton 102, Tulsa 80

Game 3 – Tulsa 100, Canton 98

SEMIFINALS

Santa Cruz Warriors 2, Austin Toros 0

Game 1 – Santa Cruz 106, Austin 101

Game 2 – Santa Cruz 103, Austin 97

Rio Grande Valley Vipers 2, Tulsa 66ers 0

Game 1 – Rio Grande Valley 107, Tulsa 92

Game 2 – Rio Grande Valley 113, Tulsa 106

FINALS

Rio Grande Valley Vipers 2, Santa Cruz Warriors 0

Game 1 – Rio Grande Valley 112, Santa Cruz 102

Game 2 – Rio Grande Valley 102, Santa Cruz 91

2012-13 TEAM STATISTICS



OFFENSIVE STATISTICS

	FIELD GOALS			3PT FIELD GOALS			FREE THROWS			REBOUNDS				MISCELLANEOUS					SCORING	
TEAM	FGM	FGA	PCT.	3PM	3PA	PCT.	FTM	FTA	PCT.	OR	DR	REB	AVG.	AST	PF	TO	BS	ST	PTS	AVG.
Austin	1985	4253	0.467	318	861	0.369	826	1120	0.738	707	1695	2402	48.0	1026	1117	858	279	410	5114	102.3
Bakersfield	1920	4370	0.439	411	1209	0.340	1066	1397	0.763	691	1673	2364	47.3	1071	1108	847	262	505	5317	106.3
Canton	1827	4044	0.452	290	822	0.353	1009	1335	0.756	645	1595	2240	44.8	943	1090	839	229	389	4953	99.1
Erie	1853	4198	0.441	353	985	0.358	909	1180	0.770	628	1549	2177	43.5	1004	1022	778	194	421	4968	99.4
Fort Wayne	1993	4587	0.434	323	982	0.329	894	1236	0.723	787	1623	2410	48.2	982	1100	759	309	484	5203	104.1
Idaho	1851	4333	0.427	331	977	0.339	974	1318	0.739	734	1594	2328	46.6	889	1073	814	218	477	5007	100.1
Iowa	1839	4227	0.435	274	809	0.339	1030	1390	0.741	652	1490	2142	42.8	950	1018	761	231	451	4982	99.6
Los Angeles	1877	4123	0.455	322	930	0.346	944	1315	0.718	559	1521	2080	41.6	1069	1073	809	268	504	5020	100.4
Maine	1908	4285	0.445	396	1132	0.350	939	1259	0.746	670	1496	2166	43.3	989	1036	816	377	465	5151	103.0
Reno	1822	4163	0.438	398	1154	0.345	958	1352	0.709	582	1548	2130	42.6	988	1022	801	238	402	5000	100.0
Rio Grande	2034	4300	0.473	482	1354	0.356	1071	1462	0.733	672	1687	2359	47.2	1122	1028	868	325	503	5621	112.4
Santa Cruz	1880	4249	0.442	314	979	0.321	867	1219	0.711	694	1730	2424	48.5	1069	1114	934	326	506	4941	98.8
Sioux Falls	1892	4175	0.453	333	1026	0.325	863	1252	0.689	613	1599	2212	44.2	962	942	888	343	489	4980	99.6
Springfield	1952	4437	0.440	389	1067	0.365	792	1149	0.689	750	1495	2245	44.9	933	1089	808	270	413	5085	101.7
Texas	1747	4142	0.422	389	1161	0.335	1068	1442	0.741	657	1537	2194	43.9	867	1107	794	273	484	4951	99.0
Tulsa	1812	3938	0.460	388	1034	0.375	849	1228	0.691	625	1481	2106	42.1	1003	1162	822	249	426	4861	97.2

DEFENSIVE STATISTICS

	FIELD GOALS			3PT FIELD GOALS			FREE THROWS			REBOUNDS				MISCELLANEOUS					SCORING	
TEAM	FGM	FGA	PCT.	3PM	3PA	PCT.	FTM	FTA	PCT.	OR	DR	REB	Avg.	AST	PF	TO	BS	ST	PTS	Avg.
Austin	1828	4187	0.437	357	1004	0.356	978	1394	0.702	630	1495	2125	42.5	902	967	750	280	500	4991	99.8
Bakersfield	1872	4291	0.436	361	1086	0.332	974	1354	0.719	611	1654	2265	45.3	1058	1121	865	310	474	5079	101.6
Canton	1810	4131	0.438	256	844	0.303	926	1261	0.734	602	1439	2041	40.8	834	1089	729	284	467	4802	96.0
Eric	1858	4205	0.442	341	1008	0.338	912	1251	0.729	682	1567	2249	45.0	900	992	771	323	444	4969	99.4
Fort Wayne	1919	4365	0.440	308	946	0.326	931	1282	0.726	675	1649	2324	46.5	923	1061	866	229	381	5077	101.5
Idaho	1899	4120	0.461	354	1012	0.350	961	1325	0.725	594	1675	2269	45.4	985	1094	859	316	467	5113	102.3
Iowa	1949	4217	0.462	401	1076	0.373	894	1221	0.732	653	1629	2282	45.6	1068	1113	814	353	393	5193	103.9
Los Angeles	1880	4266	0.441	422	1143	0.369	985	1305	0.755	739	1609	2348	47.0	1109	1084	873	286	458	5167	103.3
Maine	1973	4329	0.456	341	980	0.348	919	1276	0.720	754	1550	2304	46.1	1046	1050	849	248	478	5206	104.1
Reno	1973	4263	0.463	393	1041	0.378	911	1246	0.731	664	1661	2325	46.5	1047	1122	800	238	466	5250	105.0
Rio Grande	1962	4459	0.440	395	1203	0.328	948	1277	0.742	712	1542	2254	45.1	1081	1138	879	268	475	5267	105.3
Santa Cruz	1748	4284	0.408	378	1126	0.336	967	1323	0.731	681	1581	2262	45.2	992	1040	854	278	548	4841	96.8
Sioux Falls	1930	4332	0.446	403	1111	0.363	808	1119	0.722	670	1577	2247	44.9	1017	998	844	270	483	5071	101.4
Springfield	1946	4291	0.454	317	877	0.361	1006	1339	0.751	712	1584	2296	45.9	991	998	789	263	437	5215	104.3
Texas	1869	4159	0.449	359	1036	0.347	944	1303	0.724	691	1675	2366	47.3	1037	1164	870	243	406	5041	100.8
Tulsa	1776	3925	0.452	325	989	0.329	995	1378	0.722	596	1426	2022	40.4	877	1070	784	202	452	4872	97.4



2012-13 D-LEAGUE LEADERS

SCORING AVERAGE

PLAYER	TEAM	G	PTS	AVG
1. Justin Dentmon,	AUS-TEX	42	962	22.9
2. Tony Mitchell	Fort Wayne	48	1049	21.9
3. Andrew Goudelock	SFL-RIO	51	1075	21.1
4. Samardo Samuels	CAN-REN	34	673	19.8
5. Cory Joseph	Austin	26	504	19.4
6. Ron Howard	Fort Wayne	35	670	19.1
7. Demetris Nichols	Sioux Falls	49	918	18.7
8. Kris Joseph	MAI-SPR	27	503	18.6
9. Cory Higgins	Erie	30	554	18.5
10. Chris Wright	Maine	39	713	18.3
11. Jerel McNeal	Bakersfield	44	796	18.1
12. Dajuan Summers	Maine	29	523	18.0
13. Rasual Butler	Tulsa	31	552	17.8
14. Courtney Fortson	Los Angeles	46	820	17.8
15. Morris Almond	IOW-LOS	44	780	17.7
16. Elijah Millsap	Los Angeles	44	764	17.4

REBOUNDS

PLAYER	TEAM	G	REB	AVG
1. Brian Butch	Bakersfield	47	513	10.9
2. Samardo Samuels	CAN-REN	34	349	10.3
3. Rick Jackson	Austin	48	480	10.0
4. James Mays	SPR-MAI-SFL	47	470	10.0
5. Arinze Onuaku	Canton	38	360	9.5
6. Chris Wright	Maine	39	358	9.2
7. Paul Harris	Iowa	47	415	8.8
8. Henry Sims	Erie	41	357	8.7

MINUTES

PLAYER	TEAM	G	MIN	AVG
1. Cory Joseph	Austin	26	1004	38.6
2. Courtney Fortson	Los Angeles	46	1768	38.4
3. D.J. Kennedy	ERI-RIO	49	1835	37.4
4. Samardo Samuels	CAN-REN	34	1260	37.1
5. Justin Dentmon	AUS-TEX	42	1556	37.0
6. Andrew Goudelock	SFL-RIO	51	1882	36.9
7. Marcus Landry	Reno	35	1291	36.9
8. Chris Wright	Iowa	42	1544	36.8

ASSISTS

PLAYER	TEAM	G	AST	AVG
1. Andre Barrett	MAI-SFL	33	255	7.7
2. Courtney Fortson	Los Angeles	46	328	7.1
3. Chris Wright	Iowa	42	284	6.8
4. Walker Russell Jr.	FRT-REN	32	207	6.5
5. Coby Karl	Idaho	50	313	6.3
6. Chris Quinn	Tulsa	25	152	6.1
7. Sean Singletary	Texas	43	236	5.5
8. Jerel McNeal	Bakersfield	44	241	5.5

STEALS

PLAYER	TEAM	G	STL	AVG
1. Justin Holiday	Idaho	47	114	2.4
2. Courtney Fortson	Los Angeles	46	93	2.0
3. Stefhon Hannah	Santa Cruz	49	96	2.0
4. Elijah Millsap	Los Angeles	44	86	2.0
5. Cory Joseph	Austin	26	50	1.9
6. Orien Greene	LOS-REN	43	82	1.9
7. Mark Tyndale	SFL-MAI	47	85	1.8
8. Jorge Gutierrez	Canton	50	89	1.8

BLOCKS

PLAYER	TEAM	G	BLK	AVG
1. Fab Melo	Maine	33	103	3.1
2. Mickell Gladness	Santa Cruz	49	114	2.3
3. Hilton Armstrong	Santa Cruz	29	65	2.2
4. Daniel Orton	Tulsa	29	64	2.2
5. Jerome Jordan	REN-LOS	42	84	2.0
6. Sean Williams	Texas	30	59	2.0
7. Hassan Whiteside	SFL-RIO	36	69	1.9
8. Will Foster	SFL-MAI	33	63	1.9

FIELD GOAL PERCENTAGE

PLAYER	TEAM	FGM	FGA	PCT
1. Hilton Armstrong	Santa Cruz	140	223	0.628
2. Jerome Jordan	REN-LOS	208	339	0.614
3. Tim Ohlbrecht	Rio Grande Valley	164	271	0.605
4. Jarvis Varnado	Sioux Falls	137	239	0.573
5. Arinze Onuaku	Canton	195	346	0.564
6. Willie Reed	Springfield	307	551	0.557
7. Vernon Macklin	Rio Grande Valley	134	242	0.554
8. Daniel Orton	Tulsa	124	232	0.534


3-POINT FIELD GOAL PERCENTAGE

PLAYER	TEAM	3FG	3FGA	PCT
1. Darius Miller	Iowa	21	41	0.512
2. Cory Joseph	Austin	35	73	0.479
3. Terrel Harris	Rio Grande Valley	23	49	0.469
4. DeAndre Liggins	Tulsa	29	63	0.460
5. Andy Rautins	Tulsa	152	348	0.437
6. Curtis Jerrells	Maine	24	55	0.436
7. Chace Stanback	Erie	16	37	0.432
8. Marcus Landry	Reno	128	299	0.428

FREE THROW PERCENTAGE

PLAYER	TEAM	FTM	FTA	PCT
1. Chris Douglas-Roberts	Texas	75	83	0.904
2. James Nunnally	Bakersfield	99	112	0.884
3. Cory Higgins	Erie	103	117	0.880
4. Shelvin Mack	Maine	84	96	0.875
5. Antoine Agudio	Canton	107	123	0.870
6. Xavier Silas	Maine	112	129	0.868
7. Demetris Nichols	Sioux Falls	173	203	0.852
8. Kyle Gibson	Canton	183	216	0.847

Records & History



Los Angeles
D-FENDERS



SEASON-BY-SEASON RECORD/LEADERS

SEASON-BY-SEASON RECORD

YEAR	COACH	(REGULAR SEASON)					(PLAYOFFS)		ACHIEVEMENT
		W-L	PCT.	HOME	ROAD	NEUTRAL	W-L	PCT.	
2006-07	Dan Panaggio	23-27	.460	13-11	9-15	1-1	-	-	-
2007-08	Dan Panaggio	32-18	.640	18-6	12-12	2-0	1-1	.500	D-League Semifinals
2008-09	Dan Panaggio	19-31	.380	11-13	8-16	0-2	-	-	-
2009-10	Chucky Brown	16-34	.320	9-16	7-18	-	-	-	-
2011-12	Eric Musselman	38-12*	.760	20-4	16-8	2-0	5-2	.714	D-League Finals
2012-13	Reggie Theus	21-29	.420	14-11	7-18	-	-	-	-

*League Record

SEASON-BY-SEASON LEADERS

POINTS

SEASON	PLAYER	G	PTS	AVG
2006-07	Brian Chase	46	746	16.2
2007-08	Sean Banks	49	1063	21.7
2008-09	Dwayne Mitchell	49	909	18.6
2009-10	Ryan Forehan-Kelly	50	739	14.8
2011-12	Elijah Millsap	41	796	19.4
2012-13	Courtney Fortson	46	820	17.8

REBOUNDS

SEASON	PLAYER	G	REB	AVG
2006-07	Andre Patterson	50	360	7.2
2007-08	Jelani McCoy	36	283	7.9
2008-09	Dwayne Mitchell	49	338	6.9
2009-10	Michael Fey	50	319	6.4
2011-12	Zach Andrews	44	322	9.3
2012-13	Gary Flowers	46	301	6.5

OFFENSIVE REBOUNDS

SEASON	PLAYER	G	OREB	AVG
2006-07	Andre Patterson	50	125	2.5
2007-08	Stephane Lasme	37	118	3.2
2008-09	Gabriel Hughes	35	98	2.8
2009-10	Dar Tucker	46	62	1.3
2011-12	Zach Andrews	44	117	2.7
2012-13	Zach Andrews	32	74	2.3

DEFENSIVE REBOUNDS

SEASON	PLAYER	G	DREB	AVG
2006-07	Andre Patterson	50	235	4.7
2007-08	Jelani McCoy	36	208	5.8
2008-09	Dwayne Mitchell	49	252	5.1
2009-10	Michael Fey	50	302	6.0
2011-12	Zach Andrews	44	205	4.7
2012-13	Gary Flowers	46	234	5.1

ASSISTS

SEASON	PLAYER	G	AST	AVG
2006-07	Brian Chase	46	173	3.8
2007-08	Sean Banks	49	148	3.0
2008-09	Dwayne Mitchell	49	210	4.3
2009-10	Horace Wormely	43	165	3.8
2011-12	Orien Greene	40	182	4.6
2012-13	Courtney Fortson	46	328	7.1

* Leaders based on totals

STEALS

SEASON	PLAYER	G	STL	AVG
2006-07	Brian Chase	46	64	1.39
2007-08	Errick Craven	40	63	1.58
2008-09	Dwayne Mitchell	49	93	1.90
2009-10	Frank Robinson	38	73	1.92
2011-12	Orien Greene	40	66	1.65
2012-13	Courtney Fortson	46	93	2.02

BLOCKS

SEASON	PLAYER	G	BLK	AVG
2006-07	Andre Patterson	50	78	1.56
2007-08	Stephane Lasme	37	97	2.62
2008-09	Gabriel Hughes	35	29	0.83
2009-10	Diamon Simpson	30	42	1.40
2011-12	Malcolm Thomas	19	39	2.05
2012-13	Gary Flowers	46	75	1.63

FIELD GOALS MADE

SEASON	PLAYER	G	FGM	FGA	PCT
2006-07	Brian Chase	46	276	624	.442
2007-08	Sean Banks	49	358	782	.458
2008-09	Joe Crawford	43	325	684	.475
2009-10	Ryan Forehan-Kelly	50	277	528	.525
2011-12	Elijah Millsap	41	253	566	.447
2012-13	Courtney Fortson	46	286	718	.398

3-POINT FIELD GOALS MADE

SEASON	PLAYER	G	3FG	3FGA	PCT
2006-07	Brian Chase	46	118	270	.437
2007-08	Brian Chase	36	81	218	.372
2008-09	Joe Crawford	43	87	231	.377
2009-10	Ryan Forehan-Kelly	50	82	173	.474
2011-12	Brandon Costner	32	82	206	.398
2012-13	Courtney Fortson	46	65	183	.355

FREE THROWS MADE

SEASON	PLAYER	G	FTM	FTA	PCT
2006-07	Sean Banks	33	183	220	.832
2007-08	Sean Banks	49	277	373	.743
2008-09	Dwayne Mitchell	49	252	369	.683
2009-10	Joe Crawford	32	122	168	.726
2011-12	Elijah Millsap	41	241	313	.770
2012-13	Elijah Millsap	44	220	292	.753

MINUTES

SEASON	PLAYER	G	MIN	AVG
2006-07	Brian Chase	46	1613	35.1
2007-08	Sean Banks	49	1707	34.8
2008-09	Dwayne Mitchell	49	1929	39.4
2009-10	Ryan Forehan-Kelly	50	1599	32.0
2011-12	Elijah Millsap	41	1353	33.0
2012-13	Courtney Fortson	46	1768	38.4

HONOR ROLL



ALL D-LEAGUE FIRST TEAM

Sean Banks	2007-08
Malcolm Thomas	2011-12

ALL D-LEAGUE SECOND TEAM

Courtney Fortson	2011-12
Elijah Millsap	2011-12

ALL D-LEAGUE THIRD TEAM

Jelani McCoy	2007-08
Brandon Costner	2011-12
Jerome Jordan	2012-13

ALL D-LEAGUE HONORABLE MENTION

Brian Chase	2006-07
Stephane Lasme	2007-08
Joe Crawford	2008-09
Zach Andrews	2011-12

DEFENSIVE PLAYER OF THE YEAR

Stephane Lasme	2007-08
----------------	---------

ALL D-LEAGUE DEFENSIVE FIRST TEAM

Malcolm Thomas	2011-12
----------------	---------

ALL D-LEAGUE DEFENSIVE SECOND TEAM

Courtney Fortson	2011-12
------------------	---------

ALL D-LEAGUE DEFENSIVE THIRD TEAM

Elijah Millsap	2012-13
----------------	---------

ALL D-LEAGUE ROOKIE FIRST TEAM

Malcolm Thomas	2011-12
----------------	---------

DENNIS JOHNSON COACH OF THE YEAR

Eric Musselman	2011-12
----------------	---------

ALL-STAR GAME SELECTION

Brian Chase	2006-07
Sean Banks	2007-08
Jelani McCoy	2007-08
Joe Crawford	2009-10
Diamon Simpson	2009-10
Zach Andrews	2011-12
Brandon Costner	2011-12
Gerald Green	2011-12
Elijah Millsap	2011-12
Courtney Fortson	2012-13

ALL-STAR GAME MOST VALUABLE PLAYER

Gerald Green	2011-12
--------------	---------

ALL-STAR WEEKEND SLAM DUNK

PARTICIPANTS

Dar Tucker*	2009-10
Zach Andrews	2011-12

* *Champion*

ALL-STAR WEEKEND H-O-R-S-E

PARTICIPANTS

Joe Crawford	2008-09
--------------	---------

ALL-STAR WEEKEND SHOOTING STARS

PARTICIPANTS

Diamon Simpson	2009-10
Elijah Millsap	2011-12

ALL-STAR GAME HEAD COACH

Dan Panaggio	2007-08
--------------	---------

PLAYER OF THE MONTH AWARD WINNERS

Brandon Costner	November-December 2011
Jamario Moon	March 2012

PERFORMER OF THE WEEK AWARD WINNERS

Sean Banks	2/11/08
Brian Chase	3/3/08
Sean Banks	4/7/08
Joe Crawford	2/2/09
Brandon Costner	12/12/11
Gerald Green	2/13/12
Elijah Millsap	4/9/12
Courtney Fortson	12/16/12

D-FENDERS & LAKERS EXPERIENCE

Derrick Character	Coby Karl
Devin Ebanks	Jelani McCoy
Jordan Farmar	Darius Morris
Andrew Goudelock	Malcolm Thomas
Devin Green	Sun Yue
Robert Sacre	Darius Johnson-Odom

ALL-TIME D-FENDER GATORADE CALL-UPS

Stephane Lasme	2007-08	Miami
Jelani McCoy	2007-08	Denver
Joe Crawford	2008-09	New York
Courtney Fortson	2011-12	Los Angeles Clippers/Houston
Gerald Green	2011-12	New Jersey
Jamario Moon	2011-12	Charlotte
Ishmael Smith	2011-12	Orlando
Malcolm Thomas	2011-12	San Antonio/Houston
Jamaal Tinsley	2011-12	Utah
Lazar Hayward	2012-13	Minnesota
Malcolm Thomas	2012-13	Golden State



INDIVIDUAL RECORDS (D-FENDERS)

MINUTES PLAYED

52 - Jamario Moon	Reno	12/15/12
51 - Courtney Fortson	at Fort Wayne	12/30/11
51 - Courtney Fortson	Reno	12/15/12
49 - Darius J.-Odom	Reno	12/15/12
48 - Courtney Fortson (4 tied)	Bakersfield	1/23/13

POINTS

44 - Joe Crawford	Utah	1/9/09
43 - Dwayne Mitchell	Colorado	2/9/09
42 - Brandon Costner	Idaho	12/10/11
42 - Sean Banks	at Idaho	2/9/08
41 - Cecil Brown	at Idaho	1/26/08

FIELD GOALS MADE

15 - Dwayne Mitchell	Colorado	2/9/09
15 - Joe Crawford	Utah	1/9/09
14 - Courtney Fortson (6 tied)	Reno	12/15/12

FIELD GOALS ATTEMPTED

31 - Courtney Fortson	at Idaho	3/1/12
28 - Brandon Costner	Idaho	12/10/11
28 - Brian Chase	Idaho	3/20/08
27 - Courtney Fortson (4 tied)	Reno	12/15/12

FREE THROWS MADE

16 - Sean Banks	Bakersfield	1/28/07
15 - Elijah Millsap	at Erie	12/29/11
15 - Dwayne Mitchell	Idaho	12/16/08
15 - Sean Banks	at Anaheim	4/5/08
14 - Brandon Costner	at Bakersfield	12/16/11
14 - Brandon Costner	Texas	12/12/11

FREE THROWS ATTEMPTED

20 - Brandon Costner	at Bakersfield	12/16/11
18 - Brian Hamilton	Rio Grande Valley	12/5/11
18 - Dwayne Mitchell	Colorado	2/9/09
18 - Sean Banks	at Anaheim	4/5/08
18 - Sean Banks	at Idaho	1/24/08

3-POINT FIELD GOALS MADE

8 - Gerald Green	Erie	2/6/12
8 - Brian Chase	Albuquerque	4/3/07
7 - Brandon Costner	at Dakota	11/26/11
7 - Brandon Heath	at Reno	1/11/09
7 - Brian Chase	Idaho	3/2/08

3-POINT FIELD GOALS ATTEMPTED

18 - Brian Chase	Idaho	3/2/08
14 - Courtney Fortson	at Idaho	3/1/12
14 - Brandon Costner	Idaho	12/10/11
14 - Brandon Costner	at Dakota	11/26/11
13 - Gerald Green	Austin	2/19/12
13 - Brian Chase	Fort Worth	3/18/07
13 - Brian Chase	Arkansas	2/21/07

REBOUNDS

20 - Diamon Simpson	Bakersfield	12/22/09
19 - Marcus White	Anaheim	12/10/08
19 - Nick Vander Laan	at Idaho	1/7/07
17 - Malcolm Thomas	Texas	3/16/13
17 - Lazar Hayward	at Santa Cruz	2/20/13
17 - Earl Barron	Sioux Falls	3/17/09
16 - Elijah Millsap	at Iowa	4/7/12
16 - Terrence Roberts	at Texas	12/23/11
16 - Jelani McCoy	Iowa	3/7/08
15 - Elijah Millsap (7 tied)	at Bakersfield	3/24/13

ASSISTS

15 - Courtney Fortson	Idaho	2/22/12
15 - Courtney Fortson	Idaho	3/20/13
15 - Jamaal Tinsley	Rio Grande Valley	12/5/11
14 - Courtney Fortson	Fort Wayne	1/19/13
14 - Courtney Fortson	Texas	3/6/13
13 - Courtney Fortson	at Rio Grande V.	3/16/13
13 - Jamaal Tinsley	Reno	11/28/11
12 - Courtney Fortson	Fort Wayne	1/16/13
12 - Courtney Fortson	Bakersfield	1/23/13
11 - Courtney Fortson	Austin	3/11/13
11 - Eniel Polynice	Texas	12/12/11
11 - Horace Wormely	at Bakersfield	2/3/10
10 - Orien Greene (16 tied)	at Bakersfield	1/11/13

STEALS

7 - Courtney Fortson	Texas	3/16/13
7 - Frank Robinson	Bakersfield	3/2/10
6 - Orien Greene (10 tied)	at Tulsa	1/26/13

BLOCKS

8 - Stephane Lasme	at Utah	12/15/07
7 - Brandon Wallace	Colorado	3/26/08
6 - Anthony Stover	at Idaho	2/1/13
5 - Jerome Jordan (11 tied)	Idaho	2/25/13

INDIVIDUAL RECORDS (OPPONENT)



POINTS

52 - Osiris Eldridge	at Bakersfield	12/16/11
43 - Morris Almond	at Utah	4/12/08
42 - Alando Tucker	at Albuquerque	3/16/08

FIELD GOALS MADE

17 - Osiris Eldridge	at Bakersfield	12/16/11
16 - Carlos Powell	Albuquerque	12/27/09
15 - Morris Almond	at Utah	4/12/08
15 - Alando Tucker	at Albuquerque	3/16/08
15 - Morris Almond	at Utah	12/15/07

FIELD GOALS ATTEMPTED

37 - Morris Almond	at Utah	12/15/07
29 - Justin Holiday	Idaho	2/25/13
28 - Osiris Eldridge	at Bakersfield	12/16/11
26 - Desmond Farmer	at Reno	12/5/09
26 - Alando Tucker	at Albuquerque	3/16/08
26 - Guillermo Diaz	at Anaheim	2/1/08
26 - Elton Nesbitt	Sioux Falls	1/13/08
26 - Jawad Williams	at Anaheim	4/7/07

FREE THROWS MADE

17 - Othys Jeffers	at Iowa	4/01/09
14 - Manny Harris	Canton	1/28/12
14 - Frank Williams	Sioux Falls	3/17/09
13 - Shawn Taggart	at Springfield	12/2/12
13 - Alonzo Gee	Austin	2/18/10
13 - Randy Livingston	Idaho	11/27/07
13 - Randy Livingston	Idaho	12/15/06

FREE THROWS ATTEMPTED

19 - Alonzo Gee	Austin	2/18/10
18 - Charles Garcia	at Sioux Falls	12/2/11
18 - Othys Jeffers	at Iowa	4/1/09
18 - Frank Williams	Sioux Falls	3/17/09

3-POINT FIELD GOALS MADE

8 - Osiris Eldridge	at Bakersfield	12/16/11
7 - Marcus Landry	Reno	12/13/12
7 - Chris Johnson	Rio Grande Valley	1/7/13
7 - Andy Rautins	at Tulsa	1/26/13
7 - Ernest Scott	at Rio Grande Valley	3/27/10
7 - Richie Frahm	Reno	3/23/10
7 - Romel Beck (3 more tied)	at Dakota	1/24/10

3-POINT FIELD GOALS ATTEMPTED

14 - Osiris Eldridge	at Bakersfield	12/16/11
14 - Elton Nesbitt	Sioux Falls	1/13/08
13 - Marcus Landry	at Reno	2/10/13
12 - Marcus Landry	Reno	12/13/12
12 - Chris Johnson	Rio Grande Valley	1/7/13
12 - Mo Charlo (4 more tied)	Anaheim	4/5/08

REBOUNDS

23 - Marcus Campbell	at Anaheim	4/05/08
21 - Dwayne Jones	at Austin	3/30/10
21 - Sean Sonderleiter	at Fort Wayne	3/5/10
20 - Brian Butch	Bakersfield	3/2/10
20 - Marcus Campbell	Anaheim	3/09/08

ASSISTS

19 - Curtis Stinson	Iowa	2/16/10
17 - Andre Barrett	at Bakersfield	12/2/07
15 - Andre Barrett	Bakersfield	12/13/07
15 - Randy Livingston	Idaho	3/30/07
15 - Will Conroy	Tulsa	2/15/07
15 - Randy Livingston	Idaho	1/7/07

STEALS

8 - Orien Greene	Utah	12/1/09
6 - Damian Saunders	at Rio Grande Valley	3/22/12
6 - Dominique Coleman	at Colorado	3/15/09
6 - Russell Robinson	Reno	11/30/08

BLOCKS

9 - Cezary Trybanski	Reno	12/4/09
7 - Ayudeji Akindele	Fort Worth	3/18/07
6 - Hilton Armstrong	at Santa Cruz	3/29/13
6 - Cezary Trybanski	Reno	04/09/09
6 - Brent Petway	Idaho	1/27/09
6 - Cezary Trybanski	at Tulsa	3/7/07
6 - James Lang	Utah	1/29/08



TEAM RECORDS (D-FENDERS)

HIGHS

POINTS

138	vs. Erie	2/6/12
138	vs. Arkansas	2/21/07
135	vs. Reno	11/28/11
134	vs. Reno	12/15/12

FIELD GOALS MADE

54	vs. Dakota	1/4/08
53	vs. Erie	2/6/12
51	at Rio Grande Valley	3/16/13

FIELD GOALS ATTEMPTED

105	vs. Arkansas	1/15/07
-----	--------------	---------

FREE THROWS MADE

48	vs. Idaho	3/12/12
42	vs. Bakersfield	12/9/09

FREE THROWS ATTEMPTED

62	vs. Idaho	3/12/12
51	at Texas	12/23/11
51	vs. Rio Grande Valley	12/7/11
47	vs. Colorado	2/9/09

3-POINT FIELD GOALS MADE

17	vs. Reno	3/28/12
15	at Idaho	2/9/08

3-POINT FIELD GOALS ATTEMPTED

32	at Iowa	12/29/12
32	at Utah	12/15/07
31	vs. Santa Cruz	12/7/12

REBOUNDS

60	vs. Anaheim	3/20/07
----	-------------	---------

ASSISTS

36	at Bakersfield	2/3/10
36	at Iowa	4/1/09

STEALS

23	at Santa Cruz	2/20/13
20	at Reno	1/6/12

BLOCKS

16	vs. Anaheim	3/30/08
16	at Rio Grande Valley	2/17/08

TURNOVERS

29	vs. Utah	12/1/09
----	----------	---------

PERSONAL FOULS

42	vs. Anaheim	4/11/08
----	-------------	---------

LOWS

POINTS

71	at Idaho	2/3/07
----	----------	--------

FIELD GOALS MADE

24	at Sioux Falls	2/10/07
----	----------------	---------

FIELD GOALS ATTEMPTED

64	at Texas	12/23/11
64	at Bakersfield	1/16/10

FREE THROWS MADE

6	at Reno	2/10/13
---	---------	---------

FREE THROWS ATTEMPTED

8	vs. Reno	3/23/10
---	----------	---------

3-POINT FIELD GOALS MADE

0	vs. Reno	12/4/09
0	vs. Idaho	1/7/07
0	vs. Colorado	12/10/06

3-POINT FIELD GOALS ATTEMPTED

2	at Bakersfield	11/26/06
---	----------------	----------

REBOUNDS

28	at Austin	1/28/10
28	vs. Utah	1/9/09
28	at Bakersfield	2/20/07

ASSISTS

7	at Idaho	2/2/07
---	----------	--------

STEALS

1	vs. Erie	1/7/10
1	at Anaheim	4/7/07

BLOCKS

0	vs. Utah	2/26/10
0	at Rio Grande Valley	12/26/08
0	at Anaheim	4/7/07

TURNOVERS

6	at Anaheim	2/21/09
---	------------	---------

PERSONAL FOULS

11	at Idaho	2/3/07
----	----------	--------

TEAM RECORDS (OPPONENT)



HIGHS

POINTS

134	at Rio Grande Valley	3/16/13
132	vs. Arkansas	2/21/07

FIELD GOALS MADE

50	at Fort Wayne	3/5/10
50	vs. Fort Wayne	3/3/09
50	vs. Arkansas	2/21/07

FIELD GOALS ATTEMPTED

113	at Utah	12/15/07
-----	---------	----------

FREE THROWS MADE

41	vs. Anaheim	4/11/08
----	-------------	---------

FREE THROWS ATTEMPTED

57	vs. Anaheim	4/11/08
----	-------------	---------

3-POINT FIELD GOALS MADE

17	vs. Rio Grande Valley	1/17/13
16	vs. Reno	12/13/12
16	at Texas	12/21/11

3-POINT FIELD GOALS ATTEMPTED

44	at Bakersfield	3/24/13
----	----------------	---------

REBOUNDS

63	at Springfield	12/2/12
63	vs. Bakersfield	1/12/13
62	at Idaho (OT)	3/12/10

ASSISTS

36	at Bakersfield	1/9/10
----	----------------	--------

STEALS

20	at Arkansas	12/22/06
----	-------------	----------

BLOCKS

16	vs. Reno	12/4/09
----	----------	---------

TURNOVERS

31	at Santa Cruz	2/20/13
31	at Colorado	12/1/06

PERSONAL FOULS

41	Idaho	3/12/12
38	vs. Bakersfield	12/9/09

LOWS

POINTS

68	vs. Bakersfield	12/17/11
71	vs. Utah	1/27/08

FIELD GOALS MADE

24	vs. Albuquerque	12/29/09
----	-----------------	----------

FIELD GOALS ATTEMPTED

62	at Austin	12/26/06
----	-----------	----------

FREE THROWS MADE

5	vs. Bakersfield	12/14/08
4	at Dakota	11/25/11

FREE THROWS ATTEMPTED

7	vs. Bakersfield	12/14/08
7	at Idaho	2/3/07

3-POINT FIELD GOALS MADE

0	vs. Utah	1/9/09
0	at Bakersfield	3/12/08

3-POINT FIELD GOALS ATTEMPTED

3	vs. Bakersfield	3/25/07
---	-----------------	---------

REBOUNDS

26	at Arkansas	12/22/06
25	at Texas	12/23/11
25	vs. Reno	11/28/11

ASSISTS

9	at Bakersfield	1/5/09
---	----------------	--------

STEALS

1	at Rio Grande Valley	2/17/08
---	----------------------	---------

BLOCKS

0	vs. Santa Cruz	3/30/13
0	at Utah (OT)	2/27/10

TURNOVERS

6	at Rio Grande Valley	2/17/08
---	----------------------	---------

PERSONAL FOULS

11	vs. Reno	3/23/10
11	vs. Reno	4/9/09



SCORE MARGINS/STREAKS/OT RECORD

LARGEST MARGIN OF VICTORY

DATE	OPPONENT	SCORE	MARGIN
1/30/12	Canton	127-87	40
11/28/11	Reno	135-103	32
1/6/12	at Reno	109-78	31
2/6/12	Erie	138-107	31
12/17/11	Bakersfield	96-68	28
3/28/12	Reno	117-89	28
1/4/08	Dakota	121-93	28
3/27/07	Fort Worth	125-28	27
2/13/13	Reno	115-89	26
3/3/12	at Fort Wayne	117-91	26

LARGEST MARGIN OF DEFEAT

DATE	OPPONENT	SCORE	MARGIN
3/23/13	Bakersfield	83-112	29
12/10/06	Colorado	84-113	29
1/20/09	at Utah	85-113	28
2/1/13	at Idaho	88-114	26
11/28/08	Bakersfield	90-116	26
4/5/13	at Idaho	101-125	24
1/17/13	Rio Grande Valley	104-127	23
1/25/13	at Tulsa	84-107	23
4/2/10	at Idaho	99-122	23

LONGEST WIN STREAK

SEASON	DATES	GAMES
2011-12	1/3/12 - 2/29/12	10
2011-12	12/29/12 - 1/11/12	7
2011-12	3/3/12 - 3/28/12	7
2007-08	12/8/07 - 12/22/07	6
2007-08	12/29/07 - 1/17/08	6
2007-08	3/2/08 - 3/14/08	6

LONGEST LOSING STREAK

SEASON	DATES	GAMES
2009-10	3/23/10 - 4/3/10	7
2008-09	1/5/09 - 1/20/09	7
2006-07	3/3/07 - 3/25/07	7
2012-13	3/15/13 - 3/24/13	6
2009-10	1/22/10 - 2/2/10	6

LONGEST HOME WIN STREAK

SEASON	DATES	GAMES
2011-12	1/30/12 - 4/4/12	13
2012-13	1/30/13 - 3/13/13	8
2007-08	1/4/08 - 2/26/08	6
2006-07	1/28/07 - 3/2/07	5

LONGEST HOME LOSING STREAK

SEASON	DATES	GAMES
2009-10	1/3/10 - 2/16/10	6
2006-07	12/10/06 - 1/12/07	5

LONGEST ROAD WIN STREAK

SEASON	DATES	GAMES
2007-08	12/8/07 - 1/17/08	7
2006-07	12/19/06 - 12/26/06	4

LONGEST ROAD LOSING STREAK

SEASON	DATES	GAMES
2006-07	2/10/07 - 4/14/07	9
2012-13	12/2/12 - 1/25/13	7
2008-09	12/26/08 - 1/30/09	7
2012-13	2/23/13 - 3/24/13	6
2009-10	1/22/10 - 2/2/10	6

** home and road streaks do not include neutral court showcase games*

ALL-TIME OT RECORDS

Most Overtime Games (Season)	5	2009-10
	5	2008-09
Fewest Overtime Games (Season)	1	2011-12
		2012-13
Most Overtime Wins (Season)	3	2009-10
		2008-09
Best Overtime Record (Season)	3-2	2009-10
		2008-09
Most Overtime Losses (Season)	2	2009-10
		2008-09

Consecutive Overtime Games	2	2008-09
Consecutive Overtime Wins	3	2008-10
Consecutive Overtime Losses	2	2009-10
		2007-09
Most Overtime Periods	3	12/15/12 vs. Reno
	2	12/15/07 at Utah
	2	2/21/07 vs. Arkansas
Double Overtime Record	2-0	1,000
Overall Overtime Record	10-6	.625
Home Overtime Record	5-2	.714
Road Overtime Record	5-4	.556

SEASON-BY-SEASON STATISTICS



D-FENDERS OFFENSIVE STATISTICS

YEAR	G	FG	FGA	PCT.	3FG	3FGA	PCT.	FT	FTA	PCT.	OR	DR	REB	AST	PF	TO	Bs	St	Pts	AVG.
2006-07	50	1836	4034	.455	227	652	.348	971	1301	.746	675	1381	2056	913	1109	880	255	420	4870	97.4
2007-08	50	1972	4058	.486	295	814	.362	994	1345	.739	636	1574	2210	1033	1104	837	371	388	5233	104.7
2008-09	50	1880	4033	.466	329	912	.361	928	1310	.708	615	1393	2008	1074	1089	786	221	430	5017	100.3
2009-10	50	1976	4185	.472	244	758	.322	1003	1385	.724	650	1421	2071	1016	1099	772	206	432	5199	104.0
2011-12	50	1926	3985	.483	360	953	.378	1086	1526	.712	620	1555	2175	1105	1135	800	231	506	5298	106.0
2012-13	50	1877	4123	.455	322	930	.346	944	1315	.718	559	1521	2080	1069	1073	809	268	504	5020	100.4

D-FENDERS DEFENSIVE STATISTICS

YEAR	G	FG	FGA	PCT.	3FG	3FGA	PCT.	FT	FTA	PCT.	OR	DR	REB	AST	PF	TO	Bs	St	Pts	AVG.
2006-07	50	1857	3993	.465	258	776	.332	951	1230	.773	621	1349	1970	1073	1113	852	265	420	4923	98.5
2007-08	50	1862	4248	.438	318	928	.343	985	1344	.733	714	1386	2100	1055	1068	756	267	421	5027	100.5
2008-09	50	1887	4106	.460	270	844	.320	1057	1400	.755	707	1470	2177	1053	1057	785	242	405	5101	102.0
2009-10	50	1998	4127	.484	385	1019	.378	1015	1407	.721	675	1500	2175	1146	1137	832	292	420	5396	108.0
2011-12	50	1736	3928	.442	391	1113	.351	1016	1391	.730	545	1405	1950	997	1229	859	195	401	4879	97.6
2012-13	50	1880	4266	.441	422	1143	.369	985	1305	.755	739	1609	2348	1109	1084	873	286	458	5167	103.3



ALL-TIME CAREER LEADERS

POINTS

Sean Banks	1673
Elijah Millsap	1560
Joe Crawford	1465
Brian Chase	1341
Courtney Fortson	1313
Ryan Forehan-Kelly	1139
Dwayne Mitchell	909
Elijah Millsap	796
Brandon Heath	768
Gary Flowers	732
Orien Greene	694
Brandon Costner	651
Devin Green	648

FIELD GOALS MADE

Sean Banks	551
Joe Crawford	527
Elijah Millsap	510
Brian Chase	477
Courtney Fortson	452
Ryan Forehan-Kelly	431
Dwayne Mitchell	321
Gary Flowers	305
Brandon Heath	299
Zach Andrews	267
Michael Fey	263
Orien Greene	243

FREE THROWS MADE

Elijah Millsap	461
Sean Banks	460
Courtney Fortson	306
Joe Crawford	281
Dwayne Mitchell	252
Brian Chase	188
Brandon Costner	165
Devin Green	150
Ryan Forehan-Kelly	149
Gabriel Hughes	140
Diamon Simpson	116
Orien Greene	115

3-POINT FIELD GOALS MADE

Brian Chase	199
Joe Crawford	130
Ryan Forehan-Kelly	128
Sean Banks	111
Courtney Fortson	103
Orien Greene	87
Brandon Heath	86
Brandon Costner	82
Elijah Millsap	79
Darren Cooper	61
Gerald Green	60
Cecil Brown	44
Coby Karl	44

REBOUNDS

Elijah Millsap	530
Zach Andrews	509
Gabriel Hughes	416
Sean Banks	405
Ryan Forehan-Kelly	378
Andrew Patterson	360
Courtney Fortson	356
Dwayne Mitchell	338
Brian Chase	319
Michael Fey	319
Gary Flowers	301
Joe Crawford	295

ASSISTS

Courtney Fortson	499
Brian Chase	304
Elijah Millsap	291
Orien Greene	259
Ryan Forehan-Kelly	254
Sean Banks	248
Joe Crawford	215
Dwayne Mitchell	210
Brandon Heath	209
Devin Green	155
Frank Robinson	141
Mardy Collins	129
Darren Cooper	124
Jelani McCoy	118

STEALS

Elijah Millsap	164
Courtney Fortson	155
Orien Greene	118
Ryan Forehan-Kelly	118
Brian Chase	97
Dwayne Mitchell	93
Joe Crawford	74
Frank Robinson	73
Zach Andrews	72
Brandon Heath	70
Gary Flowers	68
Erick Craven	63
Sean Banks	57
Diamon Simpson	54

BLOCKS

Stephane Lasme	97
Gary Flowers	86
Andre Patterson	78
Jelani McCoy	74
Brandon Wallace	54
Zach Andrews	52
Sean Banks	49
Jamario Moon	48
Gabriel Hughes	46
Diamon Simpson	42
Abdoulaye N'Diaye	41
Malcolm Thomas	40
Anthony Stover	39

GAMES

Elijah Millsap	85
Sean Banks	82
Brian Chase	82
Ryan Forehan-Kelly	81
Zach Andrews	76
Courtney Fortson	75
Joe Crawford	75
Orien Greene	69
Gary Flowers	62
Gabriel Hughes	63
Darren Cooper	58

MINUTES

Elijah Millsap	2867
Joe Crawford	2804
Brian Chase	2797
Courtney Fortson	2763
Sean Banks	2699
Ryan Forehan-Kelly	2502
Orien Greene	2074
Dwayne Mitchell	1929
Zach Andrews	1842
Gary Flowers	1720
Brandon Heath	1644

ALL-TIME ROSTER



MORRIS ALMOND - 6-5, 210 - RICE

FEBRUARY 2, 1985

Year	G	GS	MIN	FG	FGA	PCT	3FG	3FGA	PCT	FT	FTA	PCT	OR	DR	REB	AST	STL	BLK	TO	PF	PTS
2012-13	26	18	835	163	306	.533	27	70	.386	76	108	.704	18	55	73	34	18	6	53	50	429

AKIN AKINGBALA - 6-9, 240 - CLEMSON

MARCH 25, 1983

Year	G	GS	MIN	FG	FGA	PCT	3FG	3FGA	PCT	FT	FTA	PCT	OR	DR	REB	AST	STL	BLK	TO	PF	PTS
2006-07	24	23	670	92	217	.424	0	3	.000	60	83	.723	61	75	136	33	28	13	43	81	244

RAFER ALSTON - 6-2, 175 - FRESNO STATE

JULY 24, 1976

Year	G	GS	MIN	FG	FGA	PCT	3FG	3FGA	PCT	FT	FTA	PCT	OR	DR	REB	AST	STL	BLK	TO	PF	PTS
2011-12	4	0	31	2	6	.333	2	5	.400	0	2	.000	0	3	3	6	1	0	2	3	6

ALOYSIUS ANAGONYE - 6-8, 260 - MICHIGAN STATE

FEBRUARY 10, 1981

Year	G	GS	MIN	FG	FGA	PCT	3FG	3FGA	PCT	FT	FTA	PCT	OR	DR	REB	AST	STL	BLK	TO	PF	PTS
2006-07	14	7	311	42	84	.500	0	0	-	23	36	.639	27	68	95	16	8	20	31	36	107

GERARD ANDERSON - 6-6, 205 - CAL STATE FULLERTON

JUNE 16, 1987

Year	G	GS	MIN	FG	FGA	PCT	3FG	3FGA	PCT	FT	FTA	PCT	OR	DR	REB	AST	STL	BLK	TO	PF	PTS
2011-12	6	4	173	19	36	.528	2	7	.286	10	15	.667	8	19	27	10	6	1	14	14	50

ZACH ANDREWS - 6-9, 230 - BRADLEY

MARCH 9, 1985

Year	G	GS	MIN	FG	FGA	PCT	3FG	3FGA	PCT	FT	FTA	PCT	OR	DR	REB	AST	STL	BLK	TO	PF	PTS
2011-12	44	42	1121	172	266	.647	0	0	.000	65	120	.542	117	205	322	42	47	34	55	126	409
2012-13	32	13	721	95	175	.543	4	12	.333	29	66	.439	74	113	187	26	30	18	26	91	223
TOT	76	55	1842	267	441	.595	4	12	.333	94	186	.505	191	318	509	68	77	52	81	217	632

SEAN BANKS - 6-8, 210 - MEMPHIS

JANUARY 20, 1985

Year	G	GS	MIN	FG	FGA	PCT	3FG	3FGA	PCT	FT	FTA	PCT	OR	DR	REB	AST	STL	BLK	TO	PF	PTS
2006-07	33	29	992	193	440	.439	41	132	.311	183	220	.832	46	94	140	100	22	16	113	77	610
2007-08	49	48	1707	358	782	.458	70	209	.335	277	373	.743	76	189	265	148	35	33	144	115	1063
TOT	82	77	2699	551	1222	.451	111	341	.326	460	593	.776	122	283	405	248	57	49	257	192	1673

EARL BARRON - 7-0, 245 - MEMPHIS

AUGUST 14, 1981

Year	G	GS	MIN	FG	FGA	PCT	3FG	3FGA	PCT	FT	FTA	PCT	OR	DR	REB	AST	STL	BLK	TO	PF	PTS
2008-09	13	6	368	54	130	.415	0	1	.000	21	33	.636	38	55	93	31	7	9	30	45	129

JORDAN BRADY - 6-6, 235 - UTAH VALLEY UNIVERSITY

JUNE 21, 1983

Year	G	GS	MIN	FG	FGA	PCT	3FG	3FGA	PCT	FT	FTA	PCT	OR	DR	REB	AST	STL	BLK	TO	PF	PTS
2011-12	14	5	304	39	82	.476	11	29	.379	12	19	.632	12	36	48	21	12	5	12	29	101

CECIL BROWN - 6-4, 190 - UC SANTA BARBARA

JULY 27, 1983

Year	G	GS	MIN	FG	FGA	PCT	3FG	3FGA	PCT	FT	FTA	PCT	OR	DR	REB	AST	STL	BLK	TO	PF	PTS
2007-08	43	15	1125	193	409	.472	44	103	.427	104	128	.813	15	101	116	81	35	6	58	62	534

JAMAAL BROWN - 6-7, 240 - CAL STATE FULLERTON

NOVEMBER 22, 1983

Year	G	GS	MIN	FG	FGA	PCT	3FG	3FGA	PCT	FT	FTA	PCT	OR	DR	REB	AST	STL	BLK	TO	PF	PTS
2008-09	14	7	395	49	105	.467	0	1	.000	24	35	.686	29	45	74	21	5	5	18	42	122

RASHID BYRD - 7-1, 240 - EASTERN OKLAHOMA STATE CC

SEPTEMBER 18, 1981

Year	G	GS	MIN	FG	FGA	PCT	3FG	3FGA	PCT	FT	FTA	PCT	OR	DR	REB	AST	STL	BLK	TO	PF	PTS
2008-09	19	0	297	41	100	.410	0	0	-	11	32	.344	32	38	70	6	5	20	28	55	93

BABACAR CAMARA - 6-11, 210 - CAL STATE FULLERTON

OCTOBER 15, 1981

Year	G	GS	MIN	FG	FGA	PCT	3FG	3FGA	PCT	FT	FTA	PCT	OR	DR	REB	AST	STL	BLK	TO	PF	PTS
2006-07	6	3	64	5	21	.238	0	0	-	0	1	.000	5	6	11	8	0	0	2	17	10

DERRICK CHARACTER - 6-9, 275 - TEXAS EL-PASO

MAY 4, 1988

Year	G	GS	MIN	FG	FGA	PCT	3FG	3FGA	PCT	FT	FTA	PCT	OR	DR	REB	AST	STL	BLK	TO	PF	PTS
2011-12	4	1	94	29	43	.674	0	0	.000	4	8	.500	11	19	30	5	2	4	7	14	62



ALL-TIME ROSTER

CRAIG BRACKINS - 6-10, 230 - IOWA STATE

OCTOBER 9, 1987

Year	G	GS	MIN	FG	FGA	PCT	3FG	3FGA	PCT	FT	FTA	PCT	OR	DR	REB	AST	STL	BLK	TO	PF	PTS
2012-13	8	1	144	17	42	.405	5	18	.278	2	2	1.000	2	20	22	11	1	2	4	17	41

BRIAN CHASE - 5-10, 170 - VIRGINIA TECH

OCTOBER 8, 1981

Year	G	GS	MIN	FG	FGA	PCT	3FG	3FGA	PCT	FT	FTA	PCT	OR	DR	REB	AST	STL	BLK	TO	PF	PTS
2006-07	46	45	1613	276	624	.442	118	270	.437	76	82	.927	26	157	183	173	64	3	77	93	746
2007-08	36	25	1184	201	491	.409	81	218	.372	112	124	.903	12	124	136	131	33	0	59	44	595
TOT	82	70	2797	477	1115	.428	199	488	.408	188	206	.913	38	281	319	304	97	3	136	137	1341

KEITH CLARK - 6-8, 245 - OKLAHOMA

JULY 16, 1987

Year	G	GS	MIN	FG	FGA	PCT	3FG	3FGA	PCT	FT	FTA	PCT	OR	DR	REB	AST	STL	BLK	TO	PF	PTS
2009-10	21	0	388	45	85	.529	3	8	.375	11	23	.478	34	58	92	16	11	12	19	63	104

ANTHONY COLEMAN - 6-11, 215 - LONG BEACH STATE

OCTOBER 6, 1982

Year	G	GS	MIN	FG	FGA	PCT	3FG	3FGA	PCT	FT	FTA	PCT	OR	DR	REB	AST	STL	BLK	TO	PF	PTS
2008-09	9	9	283	25	63	.397	0	6	.000	16	26	.615	13	36	49	16	4	14	26	33	66
2011-12	6	1	36	3	5	.600	0	0	.000	0	0	.000	1	3	4	0	0	3	6	6	6
TOT	15	10	319	28	68	.412	0	6	.000	16	26	.615	14	39	53	16	4	17	32	39	72

MARDY COLLINS - 6-6, 220 - TEMPLE

AUGUST 4, 1984

Year	G	GS	MIN	FG	FGA	PCT	3FG	3FGA	PCT	FT	FTA	PCT	OR	DR	REB	AST	STL	BLK	TO	PF	PTS
2011-12	28	12	791	112	243	.461	4	20	.200	53	89	.596	31	69	100	129	28	10	51	49	281

DARREN COOPER - 6-3, 195 - PORTLAND

JULY 9, 1983

Year	G	GS	MIN	FG	FGA	PCT	3FG	3FGA	PCT	FT	FTA	PCT	OR	DR	REB	AST	STL	BLK	TO	PF	PTS
2007-08	15	0	302	35	78	.449	12	26	.462	22	30	.733	5	38	43	22	7	2	18	25	104
2008-09	43	14	1019	103	257	.401	49	118	.415	57	69	.826	12	69	81	102	39	5	48	50	312
TOT	58	14	1321	138	335	.412	61	144	.424	79	99	.798	17	107	124	124	46	7	66	75	416

BRANDON COSTNER - 6-9, 235 - NORTH CAROLINA STATE

JULY 21, 1987

Year	G	GS	MIN	FG	FGA	PCT	3FG	3FGA	PCT	FT	FTA	PCT	OR	DR	REB	AST	STL	BLK	TO	PF	PTS
2011-12	32	27	1037	202	453	.446	82	206	.398	165	217	.760	29	134	163	66	16	16	78	97	651

ERRICK CRAVEN - 6-2, 205 - USC

JULY 4, 1983

Year	G	GS	MIN	FG	FGA	PCT	3FG	3FGA	PCT	FT	FTA	PCT	OR	DR	REB	AST	STL	BLK	TO	PF	PTS
2007-08	40	17	773	133	261	.510	3	12	.250	49	66	.742	30	94	124	101	63	6	81	103	318

JOE CRAWFORD - 6-5, 207 - KENTUCKY

JUNE 17, 1986

Year	G	GS	MIN	FG	FGA	PCT	3FG	3FGA	PCT	FT	FTA	PCT	OR	DR	REB	AST	STL	BLK	TO	PF	PTS
2008-09	43	42	1641	325	684	.475	87	231	.377	159	192	.828	65	131	196	117	45	7	109	99	896
2009-10	32	16	1163	202	468	.432	43	145	.297	122	168	.726	23	76	99	98	29	11	63	61	569
TOT	75	58	2804	527	1152	.457	130	376	.346	281	360	.781	88	207	295	215	74	18	172	160	1465

SASHA CUIC - 6-10, 253 - OREGON STATE

NOVEMBER 3, 1983

Year	G	GS	MIN	FG	FGA	PCT	3FG	3FGA	PCT	FT	FTA	PCT	OR	DR	REB	AST	STL	BLK	TO	PF	PTS
2009-10	12	0	172	25	79	.316	6	23	.261	13	18	.722	7	17	24	4	7	1	11	38	69

T.J. CUMMINGS - 6-10, 223 - UCLA

AUGUST 31, 1981

Year	G	GS	MIN	FG	FGA	PCT	3FG	3FGA	PCT	FT	FTA	PCT	OR	DR	REB	AST	STL	BLK	TO	PF	PTS
2006-07	16	7	409	89	184	.484	0	1	.000	22	27	.815	28	51	79	21	7	3	26	58	200

LARRY CUNNINGHAM - 6-2, 190 - UC RIVERSIDE

JANUARY 16, 1985

Year	G	GS	MIN	FG	FGA	PCT	3FG	3FGA	PCT	FT	FTA	PCT	OR	DR	REB	AST	STL	BLK	TO	PF	PTS
2011-12	5	0	27	1	6	.167	0	4	.000	1	2	.500	1	4	5	2	1	0	5	5	3

MATT DICKEY - 6-1, 180 - UNC ASHEVILLE

NOVEMBER 18, 1989

Year	G	GS	MIN	FG	FGA	PCT	3FG	3FGA	PCT	FT	FTA	PCT	OR	DR	REB	AST	STL	BLK	TO	PF	PTS
2012-13	2	0	55	8	15	.533	1	4	.250	2	4	.500	0	1	1	7	2	0	4	5	19

ALL-TIME ROSTER



ROBERT DRYDEN - 7-1, 260 - GEORGIA

AUGUST 26, 1978

Year	G	GS	MIN	FG	FGA	PCT	3FG	3FGA	PCT	FT	FTA	PCT	OR	DR	REB	AST	STL	BLK	TO	PF	PTS
2006-07	2	0	31	4	9	.444	0	0	-	0	0	-	1	9	10	2	2	1	3	4	8

DARNELL DODSON - 6-7, 215 - SOUTHERN MISS

SEPTEMBER 1, 1989

Year	G	GS	MIN	FG	FGA	PCT	3FG	3FGA	PCT	FT	FTA	PCT	OR	DR	REB	AST	STL	BLK	TO	PF	PTS
2012-13	6	0	35	2	12	.167	1	6	.167	0	0	-	1	5	6	2	1	0	2	2	5

RONALD DUPREE - 6-7, 210 - LOUISIANA STATE

JANUARY 26, 1981

Year	G	GS	MIN	FG	FGA	PCT	3FG	3FGA	PCT	FT	FTA	PCT	OR	DR	REB	AST	STL	BLK	TO	PF	PTS
2012-13	18	5	506	85	182	.467	1	7	.143	40	58	.690	30	76	106	45	21	2	33	54	211

JOHNNY DUKES - 6-8, 225 - SAN FRANCISCO

SEPTEMBER 8, 1984

Year	G	GS	MIN	FG	FGA	PCT	3FG	3FGA	PCT	FT	FTA	PCT	OR	DR	REB	AST	STL	BLK	TO	PF	PTS
2008-09	2	2	26	2	11	.182	0	0	-	0	2	.000	2	2	4	3	1	0	2	7	4

DEVIN EBANKS - 6-8, 210 - WEST VIRGINIA

OCTOBER 28, 1989

Year	G	GS	MIN	FG	FGA	PCT	3FG	3FGA	PCT	FT	FTA	PCT	OR	DR	REB	AST	STL	BLK	TO	PF	PTS
2011-12	3	0	96	21	38	.553	3	6	.500	10	13	.769	7	11	18	4	6	0	9	2	55

ANDRE EMMETT - 6-5, 230 - TEXAS TECH

AUGUST 22, 1982

Year	G	GS	MIN	FG	FGA	PCT	3FG	3FGA	PCT	FT	FTA	PCT	OR	DR	REB	AST	STL	BLK	TO	PF	PTS
2006-07	29	1	844	171	354	.483	17	61	.279	92	136	.676	64	87	151	59	36	3	69	47	451

DUANE ERWIN - 6-9, 250 - MEMPHIS

AUGUST 1, 1982

Year	G	GS	MIN	FG	FGA	PCT	3FG	3FGA	PCT	FT	FTA	PCT	OR	DR	REB	AST	STL	BLK	TO	PF	PTS
2006-07	9	3	138	8	29	.276	2	7	.286	9	13	.692	8	26	34	6	6	13	15	21	27
2008-09	14	8	334	41	93	.441	0	3	.000	17	28	.607	23	42	65	36	10	19	18	55	99
TOT	23	11	472	49	122	.402	2	10	.200	26	41	.634	31	68	99	42	16	32	33	76	126

CHRISTIAN EYENGA - 6-5, 210 - DKV JOVENTUT (SPAIN)

JUNE 22, 1989

Year	G	GS	MIN	FG	FGA	PCT	3FG	3FGA	PCT	FT	FTA	PCT	OR	DR	REB	AST	STL	BLK	TO	PF	PTS
2011-12	6	4	197	31	58	.534	5	13	.385	6	12	.500	7	23	30	12	0	8	8	12	73

JARRID FAMOUS - 6-11, 240 - SOUTH FLORIDA

JUNE 16, 1988

Year	G	GS	MIN	FG	FGA	PCT	3FG	3FGA	PCT	FT	FTA	PCT	OR	DR	REB	AST	STL	BLK	TO	PF	PTS
2012-13	21	14	514	84	168	.500	0	0	-	38	52	.731	70	75	145	10	6	18	30	49	206

JORDAN FARMAR - 6-2, 180 - UCLA

NOVEMBER 30, 1986

Year	G	GS	MIN	FG	FGA	PCT	3FG	3FGA	PCT	FT	FTA	PCT	OR	DR	REB	AST	STL	BLK	TO	PF	PTS
2006-07	3	2	95	14	36	.389	2	12	.167	14	14	1.000	1	7	8	17	5	1	5	4	44

MICHAEL FEY - 7-0, 270 - UCLA

MAY 29, 1983

Year	G	GS	MIN	FG	FGA	PCT	3FG	3FGA	PCT	FT	FTA	PCT	OR	DR	REB	AST	STL	BLK	TO	PF	PTS
2009-10	50	47	1285	263	463	.568	1	2	.500	113	138	.819	17	302	319	67	25	35	86	143	640

GARY FLOWERS - 6-8, 214 - SOUTHERN MISS

APRIL 22, 1986

Year	G	GS	MIN	FG	FGA	PCT	3FG	3FGA	PCT	FT	FTA	PCT	OR	DR	REB	AST	STL	BLK	TO	PF	PTS
2011-12	16	1	139	23	57	.404	4	9	.444	8	12	.667	10	15	25	7	6	11	5	20	58
2012-13	46	41	1581	282	588	.480	43	136	.316	67	98	.684	67	234	301	122	62	75	107	130	674
TOT	62	42	1720	305	645	.473	47	145	.324	75	110	.682	77	249	326	129	68	86	112	150	732

RYAN FOREHAN-KELLY - 6-6, 195 - CALIFORNIA

JANUARY 14, 1980

Year	G	GS	MIN	FG	FGA	PCT	3FG	3FGA	PCT	FT	FTA	PCT	OR	DR	REB	AST	STL	BLK	TO	PF	PTS
2008-09	31	8	903	154	302	.510	46	96	.479	46	54	.852	29	111	140	100	53	18	32	91	400
2009-10	50	47	1599	277	528	.525	82	173	.474	103	128	.805	48	190	238	154	65	18	54	123	739
TOT	81	55	2502	431	830	.519	128	269	.465	149	182	.819	77	301	378	254	118	36	86	214	1139



ALL-TIME ROSTER

COURTNEY FORTSON - 5-11, 185 - ARKANSAS

MAY 23, 1988

Year	G	GS	MIN	FG	FGA	PCT	3FG	3FGA	PCT	FT	FTA	PCT	OR	DR	REB	AST	STL	BLK	TO	PF	PTS
2011-12	29	14	995	166	345	.481	38	94	.404	123	153	.804	21	105	126	171	62	3	70	69	493
2012-13	46	46	1768	286	718	.398	65	183	.355	183	239	.766	59	171	230	328	93	3	164	132	820
TOT	75	60	2763	452	1063	.425	103	277	.372	306	392	.781	80	276	356	499	155	6	234	201	1313

CHEYNE GADSON - 6-3, 190 - OKLAHOMA STATE

JULY 17, 1980

Year	G	GS	MIN	FG	FGA	PCT	3FG	3FGA	PCT	FT	FTA	PCT	OR	DR	REB	AST	STL	BLK	TO	PF	PTS
2008-09	16	0	431	64	154	.416	12	35	.343	37	45	.822	8	29	37	40	13	1	49	24	177

MICKAEL GELABALE - 6-7, 215 - FRANCE

MAY 22, 1983

Year	G	GS	MIN	FG	FGA	PCT	3FG	3FGA	PCT	FT	FTA	PCT	OR	DR	REB	AST	STL	BLK	TO	PF	PTS
2008-09	6	0	188	39	78	.500	8	19	.421	10	12	.833	9	17	26	10	6	1	6	20	96

OTIS GEORGE - 6-8, 225 - LOUISVILLE

MAY 7, 1982

Year	G	GS	MIN	FG	FGA	PCT	3FG	3FGA	PCT	FT	FTA	PCT	OR	DR	REB	AST	STL	BLK	TO	PF	PTS
2011-12	49	6	983	155	287	.540	1	4	.250	62	87	.713	115	152	267	42	40	20	43	133	373

JOHN GILCHRIST - 6-2, 201 - MARYLAND

JUNE 29, 1984

Year	G	GS	MIN	FG	FGA	PCT	3FG	3FGA	PCT	FT	FTA	PCT	OR	DR	REB	AST	STL	BLK	TO	PF	PTS
2006-07	10	0	152	14	42	.333	2	10	.200	6	8	.750	3	12	15	12	9	0	12	6	36

CJ GILES - 6-11, 240 - OREGON STATE

SEPTEMBER 25, 1985

Year	G	GS	MIN	FG	FGA	PCT	3FG	3FGA	PCT	FT	FTA	PCT	OR	DR	REB	AST	STL	BLK	TO	PF	PTS
2008-09	11	9	297	58	106	.547	0	2	.000	22	35	.629	29	62	91	9	7	23	18	50	138

ANDREW GOUDELOCK - 6-2, 200 - COLLEGE OF CHARLESTON

DECEMBER 7, 1988

Year	G	GS	MIN	FG	FGA	PCT	3FG	3FGA	PCT	FT	FTA	PCT	OR	DR	REB	AST	STL	BLK	TO	PF	PTS
2011-12	1	1	47	11	24	.458	2	10	.200	0	0	.000	0	4	4	7	2	0	6	3	24

DEVIN GREEN - 6-7, 210 - HAMPTON

OCTOBER 25, 1982

Year	G	GS	MIN	FG	FGA	PCT	3FG	3FGA	PCT	FT	FTA	PCT	OR	DR	REB	AST	STL	BLK	TO	PF	PTS
2006-07	13	13	509	78	184	.424	16	39	.410	82	98	.837	13	49	62	54	21	12	52	37	254
2007-08	24	24	837	153	313	.489	20	60	.333	68	86	.791	38	115	153	101	28	14	69	60	394
TOT	37	37	1346	231	497	.465	36	99	.364	150	184	.815	51	164	215	155	49	26	121	97	648

GERALD GREEN - 6-8, 200 - GULF SHORES ACADEMY (HS)

JANUARY 26, 1986

Year	G	GS	MIN	FG	FGA	PCT	3FG	3FGA	PCT	FT	FTA	PCT	OR	DR	REB	AST	STL	BLK	TO	PF	PTS
2011-12	22	13	673	157	327	.480	60	131	.458	47	56	.839	14	87	101	36	25	7	51	49	421

JEREMY GREEN - 6-4, 195 - STANFORD

MARCH 2, 1990

Year	G	GS	MIN	FG	FGA	PCT	3FG	3FGA	PCT	FT	FTA	PCT	OR	DR	REB	AST	STL	BLK	TO	PF	PTS
2011-12	3	0	12	0	4	.000	0	2	.000	0	0	.000	0	2	2	0	0	0	0	0	0

ORIEN GREENE - 6-5, 218 - LOUISIANA-LAFAYETTE

FEBRUARY 4, 1982

Year	G	GS	MIN	FG	FGA	PCT	3FG	3FGA	PCT	FT	FTA	PCT	OR	DR	REB	AST	STL	BLK	TO	PF	PTS
2011-12	40	36	1197	137	334	.410	35	128	.273	57	84	.679	35	101	136	182	66	17	97	142	366
2012-13	29	17	877	109	265	.411	52	136	.382	58	79	.734	16	83	99	77	52	10	65	99	328
TOT	69	53	2074	246	599	.411	87	264	.330	115	163	.706	51	184	235	259	118	27	162	241	694

JOSHUA GROSS - 6-6, 185 - UNC GREENSBORO

NOVEMBER 25, 1983

Year	G	GS	MIN	FG	FGA	PCT	3FG	3FGA	PCT	FT	FTA	PCT	OR	DR	REB	AST	STL	BLK	TO	PF	PTS
2006-07	14	3	201	30	68	.441	4	10	.400	17	26	.654	6	13	19	6	6	4	15	16	81

BRIAN HAMILTON - 6-6, 205 - LOUISIANA-LAFAYETTE

MAY 14, 1982

Year	G	GS	MIN	FG	FGA	PCT	3FG	3FGA	PCT	FT	FTA	PCT	OR	DR	REB	AST	STL	BLK	TO	PF	PTS
2011-12	21	9	527	55	120	.458	1	7	.143	67	103	.650	31	52	83	22	27	8	28	59	178

GARY HAMILTON - 6-10, 265 - MIAMI (FL.)

AUGUST 7, 1984

Year	G	GS	MIN	FG	FGA	PCT	3FG	3FGA	PCT	FT	FTA	PCT	OR	DR	REB	AST	STL	BLK	TO	PF	PTS
2006-07	9	8	217	17	44	.386	0	0	-	8	12	.667	19	28	47	18	14	5	18	39	42

ALL-TIME ROSTER



OTHELLA HARRINGTON - 6-9, 235 - GEORGETOWN

JANUARY 31, 1974

Year	G	GS	MIN	FG	FGA	PCT	3FG	3FGA	PCT	FT	FTA	PCT	OR	DR	REB	AST	STL	BLK	TO	PF	PTS
2008-09	3	0	42	2	7	.286	0	0	-	2	3	.667	4	6	10	3	1	2	8	9	6

CHRIS HAYES - 6-8, 225 - DETROIT

FEBRUARY 17, 1987

Year	G	GS	MIN	FG	FGA	PCT	3FG	3FGA	PCT	FT	FTA	PCT	OR	DR	REB	AST	STL	BLK	TO	PF	PTS
2009-10	3	0	53	8	16	.500	0	1	.000	4	6	.667	1	6	7	6	1	1	8	3	20

BRANDON HEATH - 6-3, 200 - SAN DIEGO STATE

MARCH 1, 1984

Year	G	GS	MIN	FG	FGA	PCT	3FG	3FGA	PCT	FT	FTA	PCT	OR	DR	REB	AST	STL	BLK	TO	PF	PTS
2008-09	50	41	1644	299	674	.444	86	255	.337	84	112	.750	44	155	199	209	70	5	120	82	768

LAZAR HAYWARD - 6-6, 225 - MARQUETTE

NOVEMBER 26, 1986

Year	G	GS	MIN	FG	FGA	PCT	3FG	3FGA	PCT	FT	FTA	PCT	OR	DR	REB	AST	STL	BLK	TO	PF	PTS
2012-13	14	1	442	83	164	.506	20	48	.417	37	47	.787	34	78	112	31	13	5	23	32	225

DANIEL HORTON - 6-3, 190 - MICHIGAN

APRIL 21, 1984

Year	G	GS	MIN	FG	FGA	PCT	3FG	3FGA	PCT	FT	FTA	PCT	OR	DR	REB	AST	STL	BLK	TO	PF	PTS
2006-07	14	4	305	30	85	.353	7	30	.233	13	17	.765	3	23	26	40	14	3	20	25	80

GABRIEL HUGHES - 7-0, 240 - CALIFORNIA

DECEMBER 16, 1980

Year	G	GS	MIN	FG	FGA	PCT	3FG	3FGA	PCT	FT	FTA	PCT	OR	DR	REB	AST	STL	BLK	TO	PF	PTS
2008-09	35	27	733	112	202	.554	0	0	-	86	122	.705	98	155	253	34	10	29	64	133	310
2009-10	28	3	467	70	131	.534	0	0	-	54	77	.701	76	87	163	16	14	17	32	85	194
TOT	63	30	1200	182	333	.547	0	0	-	140	199	.704	174	242	416	50	24	46	96	218	504

TRAVIS HYMAN - 7-0, 245 - BOWIE STATE

JULY 12, 1987

Year	G	GS	MIN	FG	FGA	PCT	3FG	3FGA	PCT	FT	FTA	PCT	OR	DR	REB	AST	STL	BLK	TO	PF	PTS
2012-13	8	0	79	4	12	.333	0	0	-	0	0	-	3	15	18	0	1	1	5	10	8

ANDRE INGRAM - 6-3, 195 - AMERICAN

NOVEMBER 19, 1985

Year	G	GS	MIN	FG	FGA	PCT	3FG	3FGA	PCT	FT	FTA	PCT	OR	DR	REB	AST	STL	BLK	TO	PF	PTS
2011-12	6	0	169	23	51	.451	18	33	.545	9	11	.818	0	21	21	15	3	0	7	13	73

BOO JACKSON - 6-9, 225 - EASTERN MICHIGAN

DECEMBER 16, 1981

Year	G	GS	MIN	FG	FGA	PCT	3FG	3FGA	PCT	FT	FTA	PCT	OR	DR	REB	AST	STL	BLK	TO	PF	PTS
2009-10	8	0	185	39	69	.565	0	0	-	17	36	.472	19	18	37	6	4	2	11	17	95

ANTHONY JOHNSON - 6-2, 205 - MONTANA

JUNE 18, 1986

Year	G	GS	MIN	FG	FGA	PCT	3FG	3FGA	PCT	FT	FTA	PCT	OR	DR	REB	AST	STL	BLK	TO	PF	PTS
2011-12	3	0	5	1	3	.333	0	1	.000	0	0	.000	0	1	1	0	0	0	1	0	2

JASPER JOHNSON - 6-8, 275 - DELTA STATE

MAY 21, 1983

Year	G	GS	MIN	FG	FGA	PCT	3FG	3FGA	PCT	FT	FTA	PCT	OR	DR	REB	AST	STL	BLK	TO	PF	PTS
2008-09	4	4	123	18	51	.353	2	8	.250	7	9	.778	8	16	24	13	9	3	10	16	45

KEVIN JOHNSON - 6-8, 210 - UNC CHARLOTTE

FEBRUARY 24, 1980

Year	G	GS	MIN	FG	FGA	PCT	3FG	3FGA	PCT	FT	FTA	PCT	OR	DR	REB	AST	STL	BLK	TO	PF	PTS
2006-07	16	3	291	44	85	.518	3	11	.273	43	58	.741	17	21	38	27	8	2	29	39	134

ANDRE JOSEPH - 6-3, 185 - OREGON

MAY 7, 1981

Year	G	GS	MIN	FG	FGA	PCT	3FG	3FGA	PCT	FT	FTA	PCT	OR	DR	REB	AST	STL	BLK	TO	PF	PTS
2006-07	2	2	55	4	12	.333	0	0	-	0	0	-	0	1	1	5	2	0	7	5	8

COBY KARL - 6-5, 215 - BOISE STATE

MARCH 6, 1983

Year	G	GS	MIN	FG	FGA	PCT	3FG	3FGA	PCT	FT	FTA	PCT	OR	DR	REB	AST	STL	BLK	TO	PF	PTS
2007-08	17	17	638	94	209	.450	44	107	.411	65	78	.833	13	80	93	72	18	6	48	48	297



ALL-TIME ROSTER

KEVIN KRUGER - 6-2, 185 UNLV

MAY 1, 1983

Year	G	GS	MIN	FG	FGA	PCT	3FG	3FGA	PCT	FT	FTA	PCT	OR	DR	REB	AST	STL	BLK	TO	PF	PTS
2012-13	9	0	113	11	28	.393	5	19	.263	2	3	.667	0	5	5	11	3	0	1	6	29

STEPHANE LASME - 6-8, 215 - MASSACHUSETTS

DECEMBER 17, 1982

Year	G	GS	MIN	FG	FGA	PCT	3FG	3FGA	PCT	FT	FTA	PCT	OR	DR	REB	AST	STL	BLK	TO	PF	PTS
2007-08	37	14	1070	139	268	.519	0	0	-	113	149	.758	118	158	276	48	38	97	64	106	391

NICK LEWIS - 6-10, 235 - SAN DIEGO

APRIL 20, 1983

Year	G	GS	MIN	FG	FGA	PCT	3FG	3FGA	PCT	FT	FTA	PCT	OR	DR	REB	AST	STL	BLK	TO	PF	PTS
2006-07	19	2	462	52	128	.406	5	19	.263	35	48	.729	34	61	95	16	5	12	29	51	144

LONGAR LONGAR - 6-11, 230 - OKLAHOMA

MARCH 3, 1983

Year	G	GS	MIN	FG	FGA	PCT	3FG	3FGA	PCT	FT	FTA	PCT	OR	DR	REB	AST	STL	BLK	TO	PF	PTS
2008-09	14	2	312	39	81	.481	0	0	-	31	49	.633	25	62	87	14	5	19	19	44	109
2009-10	7	3	144	20	48	.417	0	0	-	7	11	.636	12	28	40	3	1	9	9	17	47
TOT	21	5	456	59	129	.457	0	0	-	38	60	.633	37	90	127	17	6	28	28	61	156

JACKIE MANUEL - 6-5, 190 - NORTH CAROLINA

MARCH 29, 1983

Year	G	GS	MIN	FG	FGA	PCT	3FG	3FGA	PCT	FT	FTA	PCT	OR	DR	REB	AST	STL	BLK	TO	PF	PTS
2006-07	46	44	1324	178	427	.417	6	25	.240	76	126	.603	45	131	176	84	49	18	113	127	438

DARIUS JOHNSON-ODOM - 6-3, 212 - MARQUETTE

SEPTEMBER 28, 1989

Year	G	GS	MIN	FG	FGA	PCT	3FG	3FGA	PCT	FT	FTA	PCT	OR	DR	REB	AST	STL	BLK	TO	PF	PTS
2012-13	13	13	518	91	207	.440	24	61	.393	67	82	.817	12	55	67	67	17	3	39	21	273

JEROME JORDAN - 7-0, 253 - TULSA

SEPTEMBER 29, 1986

Year	G	GS	MIN	FG	FGA	PCT	3FG	3FGA	PCT	FT	FTA	PCT	OR	DR	REB	AST	STL	BLK	TO	PF	PTS
2012-13	18	16	505	89	137	.650	1	1	1.000	29	49	.592	39	85	124	13	9	25	24	43	208

PHIL JONES - 6-10, 255 - CHARLOTTE

SEPTEMBER 2, 1985

Year	G	GS	MIN	FG	FGA	PCT	3FG	3FGA	PCT	FT	FTA	PCT	OR	DR	REB	AST	STL	BLK	TO	PF	PTS
2012-13	11	0	100	11	18	.611	0	0	-	5	8	.625	7	10	17	4	0	6	6	21	27

CHET MASON - 6-4, 184 - MIAMI (OHIO)

APRIL 25, 1981

Year	G	GS	MIN	FG	FGA	PCT	3FG	3FGA	PCT	FT	FTA	PCT	OR	DR	REB	AST	STL	BLK	TO	PF	PTS
2006-07	45	1	931	128	270	.474	2	12	.167	82	117	.701	77	86	163	72	35	12	66	83	340

JELANI MCCOY - 6-10, 245 - UCLA

DECEMBER 6, 1977

Year	G	GS	MIN	FG	FGA	PCT	3FG	3FGA	PCT	FT	FTA	PCT	OR	DR	REB	AST	STL	BLK	TO	PF	PTS
2007-08	36	25	1090	174	253	.688	0	1	.000	55	108	.509	75	208	283	118	27	74	92	105	403

JEREMEE MCGUIRE - 6-11, 215 - HOUSTON

NOVEMBER 17, 1981

Year	G	GS	MIN	FG	FGA	PCT	3FG	3FGA	PCT	FT	FTA	PCT	OR	DR	REB	AST	STL	BLK	TO	PF	PTS
2006-07	6	0	49	4	9	.444	0	0	-	2	4	.500	4	10	14	3	1	3	6	9	10

LAWRENCE MCKENZIE - 6-2, 190 - MINNESOTA

APRIL 29, 1985

Year	G	GS	MIN	FG	FGA	PCT	3FG	3FGA	PCT	FT	FTA	PCT	OR	DR	REB	AST	STL	BLK	TO	PF	PTS
2008-09	10	1	135	14	38	.368	4	13	.308	3	6	.500	2	7	9	21	2	0	11	13	35
2009-10	10	0	172	16	42	.381	7	17	.412	4	4	1.000	4	13	17	16	4	2	18	11	43
TOT	20	1	307	30	80	.375	11	30	.367	7	10	.700	6	20	26	37	6	2	29	24	78

JASON MCKRIETH - 6-4, 210 - RICE

AUGUST 9, 1983

Year	G	GS	MIN	FG	FGA	PCT	3FG	3FGA	PCT	FT	FTA	PCT	OR	DR	REB	AST	STL	BLK	TO	PF	PTS
2006-07	7	0	94	8	23	.348	1	2	.500	5	5	1.000	3	12	15	10	4	2	7	7	22

ALL-TIME ROSTER



ELIJAH MILLSAP - 6-6, 215 - ALABAMA-BIRMINGHAM

AUGUST 12, 1987

Year	G	GS	MIN	FG	FGA	PCT	3FG	3FGA	PCT	FT	FTA	PCT	OR	DR	REB	AST	STL	BLK	TO	PF	PTS
2011-12	41	33	1353	253	566	.447	49	123	.398	241	313	.770	61	199	260	133	78	9	119	125	796
2012-13	44	37	1514	257	616	.417	30	86	.349	220	292	.753	52	218	270	158	86	15	118	138	764
TOT	85	70	2867	510	1182	.431	79	209	.378	461	605	.762	113	417	530	291	164	24	237	263	1560

DWAYNE MITCHELL - 6-5, 210 - LOUISIANA-LAFAYETTE

AUGUST 24, 1982

Year	G	GS	MIN	FG	FGA	PCT	3FG	3FGA	PCT	FT	FTA	PCT	OR	DR	REB	AST	STL	BLK	TO	PF	PTS
2008-09	49	49	1929	321	624	.514	15	63	.238	252	369	.683	86	252	338	210	93	16	135	130	909

JAMARIO MOON - 6-8, 210 - MERIDIAN CC

JUNE 13, 1980

Year	G	GS	MIN	FG	FGA	PCT	3FG	3FGA	PCT	FT	FTA	PCT	OR	DR	REB	AST	STL	BLK	TO	PF	PTS
2011-12	12	10	452	80	165	.485	19	48	.396	33	42	.786	11	83	94	38	22	16	16	24	212
2012-13	16	11	489	41	120	.342	12	46	.261	13	16	.813	17	86	103	32	34	32	17	26	107
TOT	28	21	941	121	285	.425	31	94	.330	46	58	.793	28	169	197	70	56	48	33	50	319

DARIUS MORRIS - 6-4, 195 - MICHIGAN UNIVERSITY

DECEMBER 7, 1988

Year	G	GS	MIN	FG	FGA	PCT	3FG	3FGA	PCT	FT	FTA	PCT	OR	DR	REB	AST	STL	BLK	TO	PF	PTS
2011-12	1	0	28	7	16	.438	1	3	.333	6	7	.857	0	1	1	4	1	0	3	3	21
2012-13	2	2	70	11	31	.355	2	11	.182	6	11	.545	3	9	12	11	2	0	3	3	30
TOT	3	2	98	18	47	.383	3	14	.214	12	18	.667	3	10	13	15	3	0	6	6	51

BRIAN MORRISON - 6-2, 192 - UCLA

JULY 25, 1982

Year	G	GS	MIN	FG	FGA	PCT	3FG	3FGA	PCT	FT	FTA	PCT	OR	DR	REB	AST	STL	BLK	TO	PF	PTS
2007-08	23	2	287	45	117	.385	16	50	.320	10	15	.667	3	24	27	37	7	0	20	32	116

ABDOULAYE N'DIAYE - 6-11, 230 - USC

OCTOBER 5, 1984

Year	G	GS	MIN	FG	FGA	PCT	3FG	3FGA	PCT	FT	FTA	PCT	OR	DR	REB	AST	STL	BLK	TO	PF	PTS
2007-08	44	0	651	88	146	.603	0	0	-	18	30	.600	67	107	174	20	12	41	49	124	194

REEVES NELSON - 6-8, 235 - UCLA

SEPTEMBER 18, 1991

Year	G	GS	MIN	FG	FGA	PCT	3FG	3FGA	PCT	FT	FTA	PCT	OR	DR	REB	AST	STL	BLK	TO	PF	PTS
2012-13	1	0	15	0	0	-	0	0	-	0	0	-	1	1	2	3	0	0	1	1	0

AL NOLEN - 6-1, 188 - MINNESOTA

FEBRUARY 11, 1989

Year	G	GS	MIN	FG	FGA	PCT	3FG	3FGA	PCT	FT	FTA	PCT	OR	DR	REB	AST	STL	BLK	TO	PF	PTS
2011-12	2	0	34	2	7	.286	2	4	.500	0	2	.000	1	1	2	7	1	0	2	3	6

CHARLIE PARKER - 6-4, 195 - MILLERSVILLE UNIVERSITY

OCTOBER 6, 1985

Year	G	GS	MIN	FG	FGA	PCT	3FG	3FGA	PCT	FT	FTA	PCT	OR	DR	REB	AST	STL	BLK	TO	PF	PTS
2008-09	32	12	596	83	172	.483	9	25	.360	41	69	.594	30	40	70	55	32	7	28	34	216
2009-10	3	0	42	4	9	.444	0	1	.000	0	0	-	1	3	4	2	1	0	1	3	8
TOT	35	12	638	87	181	.481	9	26	.346	41	69	.594	31	43	74	57	33	7	29	37	224

ANDRE PATTERSON - 6-7, 210 - TENNESSEE

MAY 12, 1983

Year	G	GS	MIN	FG	FGA	PCT	3FG	3FGA	PCT	FT	FTA	PCT	OR	DR	REB	AST	STL	BLK	TO	PF	PTS
2006-07	50	36	1612	222	422	.526	1	7	.143	78	110	.709	125	235	360	99	49	78	81	134	523

JAMES PETERS - 6-9, 215 - UNLV

MAY 24, 1981

Year	G	GS	MIN	FG	FGA	PCT	3FG	3FGA	PCT	FT	FTA	PCT	OR	DR	REB	AST	STL	BLK	TO	PF	PTS
2009-10	12	11	361	71	134	.530	1	5	.200	35	50	.700	23	42	65	20	9	7	28	33	178

ENIEL POLYNICE - 6-5, 220 - SETON HALL

MAY 18, 1988

Year	G	GS	MIN	FG	FGA	PCT	3FG	3FGA	PCT	FT	FTA	PCT	OR	DR	REB	AST	STL	BLK	TO	PF	PTS
2011-12	17	5	251	44	88	.500	6	20	.300	7	12	.583	12	29	41	33	9	4	23	12	101
2012-13	1	0	5	0	3	.000	0	1	.000	1	2	.500	0	0	0	1	0	0	2	1	1
TOT	18	5	256	44	91	.484	6	21	.286	8	14	.571	12	29	41	34	9	4	25	13	102



ALL-TIME ROSTER

GABE PRUITT - 6-4, 170 - USC

APRIL 19, 1986

Year	G	GS	MIN	FG	FGA	PCT	3FG	3FGA	PCT	FT	FTA	PCT	OR	DR	REB	AST	STL	BLK	TO	PF	PTS
2009-10	10	9	361	37	91	.407	3	26	.115	37	52	.712	11	35	46	39	17	4	34	21	114

RAY REESE - 6-5, 215 - TULSA

FEBRUARY 24, 1987

Year	G	GS	MIN	FG	FGA	PCT	3FG	3FGA	PCT	FT	FTA	PCT	OR	DR	REB	AST	STL	BLK	TO	PF	PTS
2009-10	3	1	85	7	22	.318	3	7	.429	1	2	.500	2	8	10	7	2	0	3	6	18

TERRENCE ROBERTS - 6-9, 230 - SYRACUSE

AUGUST 14, 1984

Year	G	GS	MIN	FG	FGA	PCT	3FG	3FGA	PCT	FT	FTA	PCT	OR	DR	REB	AST	STL	BLK	TO	PF	PTS
2011-12	11	3	145	30	55	.545	0	2	.000	16	29	.552	17	26	43	8	2	10	17	26	76

FRANK ROBINSON - 6-4, 200 - CAL STATE FULLERTON

JUNE 1, 1984

Year	G	GS	MIN	FG	FGA	PCT	3FG	3FGA	PCT	FT	FTA	PCT	OR	DR	REB	AST	STL	BLK	TO	PF	PTS
2009-10	38	25	1170	172	400	.430	26	107	.243	101	146	.692	42	113	155	141	73	13	115	110	471

KAREEM RUSH - 6-6, 215 - MISSOURI

OCTOBER 30, 1980

Year	G	GS	MIN	FG	FGA	PCT	3FG	3FGA	PCT	FT	FTA	PCT	OR	DR	REB	AST	STL	BLK	TO	PF	PTS
2011-12	7	0	132	14	32	.438	9	18	.500	5	5	1.000	2	9	11	9	6	5	6	16	42

ROBERT SACRE - 7-0, 260 - GONZAGA

JUNE 6, 1989

Year	G	GS	MIN	FG	FGA	PCT	3FG	3FGA	PCT	FT	FTA	PCT	OR	DR	REB	AST	STL	BLK	TO	PF	PTS
2012-13	7	7	228	29	66	.439	0	0	-	22	24	.917	15	44	59	4	3	10	11	17	80

DOMINIQUE SCALES - 6-9, 230 - EAST CENTRAL

MAY 23, 1983

Year	G	GS	MIN	FG	FGA	PCT	3FG	3FGA	PCT	FT	FTA	PCT	OR	DR	REB	AST	STL	BLK	TO	PF	PTS
2008-09	3	0	20	0	6	.000	0	0	-	2	4	.500	1	2	3	0	0	1	1	6	2

FRANKLIN SESSION - 6-2, 175 - WEBER STATE

JANUARY 23, 1989

Year	G	GS	MIN	FG	FGA	PCT	3FG	3FGA	PCT	FT	FTA	PCT	OR	DR	REB	AST	STL	BLK	TO	PF	PTS
2011-12	2	0	2	0	0	.000	0	0	.000	0	0	.000	0	0	0	0	0	0	0	1	0

DIAMON SIMPSON - 6-7, 230 - ST. MARY'S

SEPTEMBER 8, 1987

Year	G	GS	MIN	FG	FGA	PCT	3FG	3FGA	PCT	FT	FTA	PCT	OR	DR	REB	AST	STL	BLK	TO	PF	PTS
2009-10	30	30	957	175	394	.444	0	1	.000	116	163	.712	13	276	289	65	54	42	45	89	466

ANTHONY STOVER - 6-10, 243 - UCLA

JUNE 1, 1990

Year	G	GS	MIN	FG	FGA	PCT	3FG	3FGA	PCT	FT	FTA	PCT	OR	DR	REB	AST	STL	BLK	TO	PF	PTS
2012-13	26	5	384	20	42	.476	0	3	.000	5	13	.385	24	39	63	10	8	34	16	47	45

TRENT STRICKLAND - 6-6, 210 - WAKE FOREST

APRIL 22, 1984

Year	G	GS	MIN	FG	FGA	PCT	3FG	3FGA	PCT	FT	FTA	PCT	OR	DR	REB	AST	STL	BLK	TO	PF	PTS
2011-12	3	0	41	2	12	.167	0	3	.000	7	8	.875	0	3	3	0	1	0	5	5	11

SUN YUE - 6-9, 205 - CHINA

NOVEMBER 6, 1985

Year	G	GS	MIN	FG	FGA	PCT	3FG	3FGA	PCT	FT	FTA	PCT	OR	DR	REB	AST	STL	BLK	TO	PF	PTS
2008-09	6	6	200	23	58	.397	8	21	.381	5	7	.714	2	18	20	22	8	14	12	18	59

MIKE TAYLOR - 6-2, 170 - IOWA STATE

JANUARY 21, 1986

Year	G	GS	MIN	FG	FGA	PCT	3FG	3FGA	PCT	FT	FTA	PCT	OR	DR	REB	AST	STL	BLK	TO	PF	PTS
2008-09	6	6	200	23	58	.397	8	21	.381	5	7	.714	2	18	20	22	8	14	12	18	59

MALCOLM THOMAS - 6-9, 225 - SAN DIEGO STATE

NOVEMBER 8, 1988

Year	G	GS	MIN	FG	FGA	PCT	3FG	3FGA	PCT	FT	FTA	PCT	OR	DR	REB	AST	STL	BLK	TO	PF	PTS
2011-12	19	13	612	104	160	.650	0	0	-	53	78	.679	60	117	177	26	15	39	32	45	261
2012-13	1	1	41	5	10	.500	0	0	-	3	4	.750	5	12	17	4	3	1	1	4	13
TOT	20	14	653	109	170	.641	0	0	-	56	82	.683	65	129	194	30	18	40	33	49	274

ALL-TIME ROSTER



JAMAAL TINSLEY - 6-3, 185 - IOWA STATE

FEBRUARY 28, 1978

Year	G	GS	MIN	FG	FGA	PCT	3FG	3FGA	PCT	FT	FTA	PCT	OR	DR	REB	AST	STL	BLK	TO	PF	PTS
2011-12	8	8	272	27	86	.314	6	23	.261	19	25	.760	6	19	25	61	19	1	23	27	79

CURTIS TERRY - 6-5, 205 - UNLV

AUGUST 27, 1985

Year	G	GS	MIN	FG	FGA	PCT	3FG	3FGA	PCT	FT	FTA	PCT	OR	DR	REB	AST	STL	BLK	TO	PF	PTS
2008-09	16	0	212	19	59	.322	8	30	.267	3	5	.600	4	20	24	11	1	0	13	20	49

DAR TUCKER - 6-4, 205 - DEPAUL

APRIL 11, 1988

Year	G	GS	MIN	FG	FGA	PCT	3FG	3FGA	PCT	FT	FTA	PCT	OR	DR	REB	AST	STL	BLK	TO	PF	PTS
2009-10	46	12	982	203	480	.423	23	111	.207	100	150	.667	62	119	181	78	42	11	70	79	529

NICK VANDER LAAN - 6-10, 265 - CONCORDIA (IRVINE)

OCTOBER 27, 1979

Year	G	GS	MIN	FG	FGA	PCT	3FG	3FGA	PCT	FT	FTA	PCT	OR	DR	REB	AST	STL	BLK	TO	PF	PTS
2006-07	5	4	156	25	42	.595	0	0	-	13	18	.722	20	42	62	7	4	3	15	24	63

BRANDON WALLACE - 6-9, 203 - SOUTH CAROLINA

MARCH 14, 1985

Year	G	GS	MIN	FG	FGA	PCT	3FG	3FGA	PCT	FT	FTA	PCT	OR	DR	REB	AST	STL	BLK	TO	PF	PTS
2007-08	22	10	648	72	161	.447	3	16	.188	27	44	.614	46	95	141	65	19	54	30	58	174

DARRYL WATKINS - 6-11, 258 - SYRACUSE

NOVEMBER 8, 1984

Year	G	GS	MIN	FG	FGA	PCT	3FG	3FGA	PCT	FT	FTA	PCT	OR	DR	REB	AST	STL	BLK	TO	PF	PTS
2007-08	18	16	356	35	72	.486	0	0	-	19	27	.704	37	66	103	13	12	22	19	51	89

DERON WASHINGTON - 6-7, 215 - VIRGINIA TECH

DECEMBER 12, 1985

Year	G	GS	MIN	FG	FGA	PCT	3FG	3FGA	PCT	FT	FTA	PCT	OR	DR	REB	AST	STL	BLK	TO	PF	PTS
2009-10	8	4	203	28	72	.389	2	9	.222	19	23	.826	7	31	38	11	1	5	22	30	77

RODNEY WEBB - 6-7, 240 - FLORIDA ATLANTIC

AUGUST 5, 1983

Year	G	GS	MIN	FG	FGA	PCT	3FG	3FGA	PCT	FT	FTA	PCT	OR	DR	REB	AST	STL	BLK	TO	PF	PTS
2009-10	18	0	329	49	90	.544	0	1	.000	23	34	.676	27	55	82	12	12	12	19	36	121

ROBERT WHALEY - 6-10, 260 - WALSH

APRIL 16, 1982

Year	G	GS	MIN	FG	FGA	PCT	3FG	3FGA	PCT	FT	FTA	PCT	OR	DR	REB	AST	STL	BLK	TO	PF	PTS
2007-08	21	9	271	43	93	.462	0	0	-	3	7	.429	18	42	60	14	7	7	20	59	89

MARCUS WHITE - 6-8, 214 - PURDUE

SEPTEMBER 27, 1983

Year	G	GS	MIN	FG	FGA	PCT	3FG	3FGA	PCT	FT	FTA	PCT	OR	DR	REB	AST	STL	BLK	TO	PF	PTS
2007-08	1	0	14	0	2	.000	0	0	-	0	0	-	0	3	3	0	1	0	1	2	0
2008-09	9	3	180	22	50	.440	0	0	-	13	17	.765	23	34	57	6	10	3	8	26	57
TOT	10	3	194	22	52	.423	0	0	-	13	17	.765	23	37	60	6	11	3	9	28	57

WENDELL WHITE - 6-6, 215 - UCLA

SEPTEMBER 3, 1984

Year	G	GS	MIN	FG	FGA	PCT	3FG	3FGA	PCT	FT	FTA	PCT	OR	DR	REB	AST	STL	BLK	TO	PF	PTS
2007-08	40	28	1122	209	403	.519	2	12	.167	52	80	.650	83	130	213	62	46	9	65	110	472

JUSTIN WILLIAMS - 6-10, 225 - WYOMING

MAY 12, 1984

Year	G	GS	MIN	FG	FGA	PCT	3FG	3FGA	PCT	FT	FTA	PCT	OR	DR	REB	AST	STL	BLK	TO	PF	PTS
2011-12	1	0	3	0	0	.000	0	0	.000	0	0	.000	0	0	0	0	0	0	0	1	0

WESLEY WILSON - 6-11, 285 - GEORGETOWN

JANUARY 25, 1980

Year	G	GS	MIN	FG	FGA	PCT	3FG	3FGA	PCT	FT	FTA	PCT	OR	DR	REB	AST	STL	BLK	TO	PF	PTS
2006-07	27	10	561	106	192	.552	0	1	.000	32	42	.762	36	75	111	24	20	28	24	67	244

HORACE WORMELY - 5-7, 160 - VANGUARD

OCTOBER 22, 1984

Year	G	GS	MIN	FG	FGA	PCT	3FG	3FGA	PCT	FT	FTA	PCT	OR	DR	REB	AST	STL	BLK	TO	PF	PTS
2009-10	43	19	1232	97	233	.416	27	77	.351	75	92	.815	13	108	121	165	44	1	79	104	296

JAMES WRIGHT - 6-1, 185 - COLORADO

JUNE 26, 1981

Year	G	GS	MIN	FG	FGA	PCT	3FG	3FGA	PCT	FT	FTA	PCT	OR	DR	REB	AST	STL	BLK	TO	PF	PTS
2009-10	30	23	812	168	331	.508	17	44	.386	48	64	.750	8	36	44	90	16	3	45	27	401
2011-12	3	2	46	4	10	.400	0	0	.000	0	2	.000	0	2	2	7	2	0	3	1	8
TOT	33	25	858	172	341	.504	17	44	.386	48	66	.727	8	38	46	97	18	3	48	28	409



ALL-TIME COLLEGIATE ROSTER

ALABAMA-BIRMINGHAM (1)

Elijah Millsap 2011-12, 2012-13

AMERICAN UNIVERSITY (1)

Andre Ingram 2011-12

ARKANSAS (1)

Courtney Fortson 2011-12, 2012-13

BOISE STATE (2)

Coby Karl 2007-08 *

Seth Robinson 2008-09

BOWIE STATE (1)

Travis Hyman 2012-13

BRADLEY (1)

Zach Andrews 2011-12, 2012-13

CALIFORNIA (2)

Ryan Forehan-Kelly 2008-10

Gabriel Hughes 2008-10

CAL STATE-FULLERTON (4)

Gerard Anderson 2011-12

Jamaal Brown 2008-09

Babacar Camara 2006-07

Frank Robinson 2009-10

CLEMSON (1)

Akin Akingbala 2006-07

COLORADO (1)

James Wright 2009-10, 2011-12

COLLEGE OF CHARLESTON (1)

Andrew Goudelock 2011-12 *

CONCORDIA (IRVINE) (1)

Nick Vander Laan 2006-07

DELTA STATE (1)

Jasper Johnson 2008-09

DEPAUL (2)

Keith Butler 2008-09

Dar Tucker 2009-10

DETROIT (1)

Chris Hayes 2009-10

EAST CENTRAL (1)

Dominique Scales 2008-09

EASTERN KENTUCKY (1)

John White 2008-09

EASTERN MICHIGAN (1)

Boo Jackson 2009-10

EASTERN OKLAHOMA CC (1)

Rashid Byrd 2008-09

FLORIDA ATLANTIC (1)

Rodney Webb 2009-10

FRESNO STATE (1)

Rafer Alston 2011-12

GEORGETOWN (2)

Othella Harrington 2008-09

Wesley Wilson 2006-07

* LAKERS ASSIGNMENT PLAYER

GEORGIA (1)

Robert Dryden 2006-07

GONZAGA (1)

Robert Sacre 2012-13

UNC GREENSBORO (1)

Josh Gross 2006-07

HAMPTON (1)

Devin Green 2006-08

HOUSTON (1)

Jeremee McGuire 2006-07

IOWA STATE UNIVERSITY (3)

Craig Brackins 2012-13

Mike Taylor 2012-13

Jamaal Tinsley 2011-12

KENTUCKY (1)

Joe Crawford 2008-09

LONG BEACH STATE (1)

Anthony Coleman 2008-09, 2011-12

LOUISIANA LAFAYETTE (3)

Orien Greene 2011-12, 2012-13

Brian Hamilton 2011-12

Dwayne Mitchell 2008-09

LOUISIANA STATE (1)

Ronald Dupree 2012-13

LOUISVILLE (1)

Otis George 2011-12

MARQUETTE (2)

Lazar Hayward 2012-13

Darius J.-Odom 2012-13

MARYLAND (1)

John Gilchrist 2006-07

MASSACHUSETTS (1)

Stephane Lasme 2007-08

MEMPHIS (3)

Earl Barron 2008-09

Sean Banks 2006-08

Duane Erwin 2006-07, 2008-09

MERIDIAN COMMUNITY COLLEGE (1)

Jamario Moon 2011-12, 2012-13

MIAMI (1)

Gary Hamilton 2006-07

MIAMI (OHIO) (1)

Chet Mason 2006-07

MICHIGAN (2)

Darius Morris 2011-12, 2012-13 *

Daniel Horton 2006-07

MICHIGAN STATE (1)

Aloysius Anagonye 2006-07

MILLERSVILLE (PA.) (1)

Charlie Parker 2008-10

MINNESOTA (2)

Al Nolen 2011-12

Lawrence McKenzie 2008-10

ALL-TIME COLLEGIATE ROSTER



MONTANA (1)

Anthony Johnson 2011-12

UNIVERSITY OF MISSOURI (1)

Kareem Rush 2011-12

NEVADA-LAS VEGAS (4)

Kevin Kruger 2012-13

James Peters 2009-10

Curtis Terry 2008-09

Wendell White 2007-08

NORTH CAROLINA (1)

Jackie Manuel 2006-07

NORTH CAROLINA STATE (1)

Brandon Costner 2011-12

OKLAHOMA (2)

Keith Clark 2009-10

Longar Longar 2008-09

OKLAHOMA STATE (1)

Cheyne Gadson 2008-09

OREGON (1)

Andre Joseph 2006-07

OREGON STATE (2)

Sasha Cuic 2009-10

C.J. Giles 2008-09

PORTLAND (1)

Darren Cooper 2007-09

PURDUE (1)

Marcus White 2007-09

RICE (2)

Morris Almond 2012-13

Jason McKrieth 2006-07

SAN DIEGO (1)

Nick Lewis 2006-07

SAN DIEGO STATE (2)

Malcolm Thomas 2011-12, 2012-13 *

Brandon Heath 2008-09

SAINT MARY'S (1)

Diamon Simpson 2009-10

SAN FRANCISCO (2)

Johnny Dukes 2008-09

Kenny Barnes 2008-09

SETON HALL (2)

Jeremy Hazell 2011-12

Eniel Polynice 2011-12, 2012-13

SOUTHERN CALIFORNIA (3)

Errick Craven 2007-08

Abdoulaye N'Diaye 2007-08

Gabe Pruitt 2009-10

SOUTH CAROLINA (1)

Brandon Wallace 2007-08

SOUTH FLORIDA (1)

Jarrid Famous 2012-13

SOUTHERN MISS (2)

Gary Flowers 2011-12, 2012-13

Darnell Dodson 2012-13

STANFORD (1)

Jeremy Green 2011-12

SYRACUSE (2)

Terrence Roberts 2011-12

Darryl Watkins 2007-08

TEMPLE UNIVERSITY (1)

Mardy Collins 2011-12

TENNESSEE (1)

Andre Patterson 2006-07

TEXAS-EL PASO (1)

Derrick Character 2011-12 *

TEXAS TECH (1)

Andre Emmett 2006-07

TULSA (2)

Jerome Jordan 2012-13

Ray Reese 2009-10

UCLA (8)

Anthony Stover 2012-13

Reeves Nelson 2012-13

Michael Fey 2009-10

Jelani McCoy 2007-08

Brian Morrison 2007-08

Wendell White 2007-08

Jordan Farmer 2006-07 *

TJ Cummings 2006-07

UC RIVERSIDE (1)

Larry Cunningham 2011-12

UC SANTA BARBARA (1)

Cecil Brown 2007-08

UNC ASHEVILLE (1)

Matt Dickey 2012-13

UNC CHARLOTTE (2)

Phil Jones 2012-13

Kevin Johnson 2006-07

UTAH VALLEY UNIVERSITY (1)

Jordan Brady 2011-12

VANGUARD (1)

Horace Wormely 2009-10

VIRGINIA TECH (2)

Brian Chase 2006-08

Deron Washington 2009-10

WAKE FOREST (1)

Trent Strickland 2011-12

WALSH (OHIO) (1)

Robert Whaley 2007-08

WEBER STATE (1)

Franklin Session 2011-12

WEST VIRGINIA (1)

Devin Ebanks 2011-12 *

WYOMING (1)

Justin Williams 2011-12



ALL-TIME NUMERICAL ROSTER

00

Michael Fey
Jelani McCoy
Robert Whaley

2

Ryan Forehan-Kelly
Lawrence McKenzie
Ray Reese
James Wright
Matt Dickey

3

Gary Flowers
Brian Hamilton
Othella Harrington
Gabriel Hughes
Andre Ingram
Anthony Johnson
Jeremy Green
Longar Longar
Elijah Millsap
Jamario Moon
Kareem Rush
Malcolm Thomas
Robert Whaley
Justin Williams

4

Brian Chase

5

Andre Joseph

6

Andre Ingram
Jackie Manuel

7

Brian Chase

9

Darren Cooper

10

Darren Cooper
Erick Craven

11

Cecil Brown
Jordan Farmar *
John Gilchrist
Devin Green
Jason McKrieth
Morris Almond
Darnell Dodson

2

Brian Morrison
Mike Taylor
Kevin Kruger

13

Brandon Heath

14

Joe Crawford
Devin Ebanks
Jeremy Green
Jeremy Hazell
Darius Morris
Eniel Polynice
Darius Johnson-Odom

15

Rafer Alston
Sean Banks
Gary Flowers
Ryan Forehan-Kelly
Cheyne Gadson
Brian Hamilton
Charlie Parker
Gabe Pruitt
Jamaal Tinsley
Horace Wormely
James Wright
Orion Greene

17

Courtney Fortson
Andrew Goudelock
Devin Green
Lawrence McKenzie
Al Nolen
Kareem Rush
James Wright
Eniel Polynice
Darius Morris

18

Sean Banks
Larry Cunningham
Elijah Millsap
Franklin Session

19

Brandon Wallace
Jarrod Famous
Lazar Hayward

20

Daniel Horton
Kevin Johnson

21

Aloysius Anagonye
Anthony Johnson
Orion Greene
Anthony Johnson
Longar Longar
Dominique Scales
Nick Vander Laan
Reeves Nelson
Ronald Dupree
Malcolm Thomas

22

Duane Erwin
Gary Flowers
Brian Hamilton
Coby Karl *
Terrence Roberts
Malcolm Thomas
Dar Tucker
Marcus White
Justin Williams
Courtney Fortson

23

Gerard Anderson
Mardy Collins
Christopher Hayes
Chet Mason
Terrence Roberts
Darryl Watkins
Robert Whaley
Marcus White
Phil Jones
Jerome Jordan

24

Jordan Brady
Christian Eyenga
Gerald Green
Trent Strickland
Wendell White
Gary Flowers

25

TJ Cummings
Nick Lewis

28

Duane Erwin
Gary Hamilton
Wesley Wilson

30

Andre Emmett
Josh Gross

32

Johnny Dukes
Frank Robinson
Sun Yue *

33

Brandon Costner
Ryan Forehan-Kelly
Jamario Moon
Curtis Terry

34

Zach Andrews
Abdoulaye N'Diaye
James Peters
Diamon Simpson
Craig Brackins
Anthony Stover

36

Andre Patterson

41

Jelani McCoy
Stephane Lasme

42

Jamaal Brown
Sasha Cuic
Otis George
Gabriel Hughes
Boo Jackson
Zach Andrews

44

Keith Clark
Jasper Johnson
Mickael Gelabale
C.J. Giles
Deron Washington
Rodney Webb
Renardo Sidney
Travis Hyman

50

Dwayne Mitchell
Robert Sacre

51

Akin Akingbala
Robert Dryden
Jeremee McGuire

99

Earl Barron
Rashid Byrd
Derrick Caracter
Anthony Coleman
Brandon Costner
Gabriel Hughes
Longar Longar

ALL-TIME DRAFT CHOICES



D-FENDERS 2006 D-LEAGUE DRAFT CHOICES

RD. (PICK)	NAME	HT.	WT.	COLLEGE
1. (7)	Devin Green	6-7	210	Hampton
2. (18)	Aloysius Anagonye	6-8	260	Michigan State
3. (31)	Akin Akingbala	6-10	220	Clemson
4. (42)	Travis Garrison	6-8	240	Maryland
5. (55)	Nate Johnson	6-2	190	Nebraska
6. (67)	Elton Nesbitt	5-9	165	Georgia Southern
7. (79)	Wayne Arnold	6-3	200	Georgia
8. (90)	Julius Lamptey	7-1	275	Garden City CC
9. (103)	Jamar McKnight	6-5	190	Clemson
10. (114)	Andre Joseph	6-3	185	Oregon

D-FENDERS 2006 EXPANSION DRAFT CHOICES

RD. (PICK)	NAME	HT.	WT.	COLLEGE
1. (4)	Duane Erwin	6-9	250	Memphis
2. (5)	Hiram Fuller	6-9	240	Fresno State
3. (12)	Brian Chase	5-9	175	Virginia Tech
4. (13)	Butter Johnson	6-8	215	Charlotte
5. (20)	Josh Gross	6-6	185	UNC Greensboro
6. (21)	Jackie Manuel	6-6	188	North Carolina
7. (28)	Erik Daniels	6-8	214	Kentucky
8. (29)	Isiah Victor	6-9	220	Tennessee
9. (36)	Reed Rawlings	6-7	225	Samford
10. (37)	Tremaine Fowlkes	6-8	220	Fresno State

D-FENDERS 2007 D-LEAGUE DRAFT CHOICES

RD. (PICK)	NAME	HT.	WT.	COLLEGE
1. (8)	Jelani McCoy	6-10	245	UCLA
2. (21)	Robert Whaley	6-10	265	Walsh (Ohio)
3. (36)	Marcus White	6-8	215	Purdue
4. (49)	Abdoulaye N'Diaye	6-11	220	USC
5. (64)	Cecil Brown	6-4	190	UC Santa Barbara
6. (77)	Darren Cooper	6-3	190	Portland
7. (92)	Martane Freeman	6-7	200	Colorado
8. (105)	Forrest Fisher	6-4	190	John Brown
9. (120)	Ivan Jenkins	5-11	160	Lambuth
10. (133)	Damond Williams	6-6	210	McNeese State

D-FENDERS 2008 D-LEAGUE DRAFT CHOICES

RD. (PICK)	NAME	HT.	WT.	COLLEGE
1. (13)	Jasper Johnson	6-8	275	Delta State
2. (20)	Keith Butler	7-1	260	DePaul
3. (45)	Dominique Scales	6-9	235	East Central
4. (52)	Curtis Terry	6-5	205	UNLV
5. (77)	Jamaal Brown	6-7	240	Cal St. Fullerton
6. (84)	Terrance Whithers	6-0	185	Loyola (Illinois)
7. (109)	Kenny Barnes	6-7	210	San Francisco
8. (116)	Brandon Worthly	6-2	205	LMU
9. (141)	Seth Robinson	6-6	210	Boise State
10. (148)	John White	6-1	185	Eastern Kentucky

D-FENDERS 2009 D-LEAGUE DRAFT CHOICES

RD. (PICK)	NAME	HT.	WT.	COLLEGE
1. (3)	Deron Washington	6-7	215	Virginia Tech
2. (30)	Alan Wiggins	6-8	225	San Francisco
3. (35)	Jeremy Wise	6-1	230	Southern Miss.
4. (62)	Christopher Hayes	6-8	225	Detroit-Mercy
5. (67)	Christopher Moore	6-8	235	Virginia Union
6. (94)	Charlie Parker	6-3	195	Millersville
7. (99)	Moustafa N'Doye	6-11	230	Senegal
8. (126)	Travis Pinick	6-6	210	Yale

D-FENDERS 2011 D-LEAGUE DRAFT CHOICES

RD. (PICK)	NAME	HT.	WT.	COLLEGE
1. (1)	Jamaal Tinsley	6-3	185	Iowa State
2. (31)	Anthony Gurley	6-3	185	Massachusetts
3. (32)	Eniel Polynice	6-5	220	Seton Hall
4. (63)	Brandon Rozzell	6-2	185	VCU
5. (64)	Courtney Fortson	5-11	180	Arkansas
6. (95)	Franklin Session	6-2	175	Cal State LA
7. (96)	Robert Diggs	6-9	210	George Wash.
8. (127)	Troy Payne	6-6	220	Santa Clara

D-FENDERS 2012 D-LEAGUE DRAFT CHOICES

RD. (PICK)	NAME	HT.	WT.	COLLEGE
1. (16)	Dairese Gary *	6-1	205	New Mexico
4. (64)	Rashad Bishop	6-6	220	Cincinnati
5. (80)	Phil Jones	6-10	255	UNC Charlotte
6. (96)	Tristan Thompson	6-4	205	North Texas
7. (112)	Cecil Brown	5-11	180	UC Santa Barbara
8. (121)	Mamadou Diarra	7-0	230	Chaminade
8. (128)	Eniel Polynice	6-5	220	Seton Hall

D-FENDERS 2013 D-LEAGUE DRAFT CHOICES

RD. (PICK)	NAME	HT.	WT.	COLLEGE
2. (23)	Josh Magette	6-1	160	Alabama Huntsville
4. (57)	Muhammad El-Amin	6-5	209	Stony Brook
5. (74)	Kyisean Reed	6-6	215	Utah State
6. (91)	Maurice McNeil	6-9	220	Houston
7. (108)	Dami Sapara	6-6	195	College of the Ozarks

*SELECTED TO COMPLETE A
PRE-ARRANGED DRAFT DAY TRADE



ALL-TIME PLAYER TRANSACTIONS

D-FENDERS 2006-07 TRANSACTIONS

April 12 Lakers assigned Jordan Farmar (G) to D-Fenders, Lakers recalled Jordan Farmar (G) from D-Fenders.
April 3 Lakers assigned Jordan Farmar (G) to D-Fenders, Lakers recalled Jordan Farmar (G) from D-Fenders.
Signed Nick Vander Laan (C); Waived Babacar Camara (C)
March 31 Lakers assigned Jordan Farmar (G) to D-Fenders, Lakers recalled Jordan Farmar (G) from D-Fenders.
March 14 Acquired Babacar Camara (C); Waived John Gilchrist (G)
February 19 Acquired Daniel Horton (G) and Nick Lewis (F)
February 8 Acquired John Gilchrist (G); Waived TJ Cummings (F)
January 28 Reacquired Aloysius Anagonye (F); Waived Gary Hamilton (F)
January 25 Acquired Wesley Wilson (C); Waived Jason McKrieth (G)
January 22 Acquired Jeremee McGuire (C/F); Announced Kevin Johnson (F) has left the team.
January 19 Acquired Andre Emmett (F); Announced Robert Dryden (C) has left the team.
January 13 Acquired Robert Dryden (C); Waived Aloysius Anagonye (F)
January 7 Acquired Sean Banks (F); Waived Josh Gross (F)
January 4 Acquired Gary Hamilton (F); Announced Akin Akingbala (C) has left the team.
December 29 Acquired Jason McKrieth (G); Announced Devin Green (G/F) has left the team.
December 13 Acquired TJ Cummings (F); Waived Duane Erwin (F)
November 27 Acquired Brian Chase (G); Waived Andre Joseph (G)
November 2 Acquired Sean Banks (F), Brian Chase (G), Devin Green (G/F) and Andre Patterson (F) as returning players; Errick Craven (G) and Brian Morrison (G) as allocation players; and Wendell White (G/F) as local try-out invitee

D-FENDERS 2007-08 TRANSACTIONS

April 5 Lakers assigned Coby Karl (G) to D-Fenders
March 21 Miami Heat signed Stephane Lasme (F) from D-Fenders; Reacquired Cecil Brown (G) and Wendell White (F)
March 13 Announced Brian Chase (G) has left the team
March 4 Reacquired Darren Cooper (G); Waived Wendell White (F) due to injury
March 2 Reacquired Brian Morrison (G); Waived Cecil Brown (G) due to injury
February 28 Reacquired Abdoulaye N'Diaye (C); Waived Brian Morrison (G) due to injury
February 26 Reacquired Wendell White (F); Waived Abdoulaye N'Diaye (C) due to injury
February 19 Lakers recall Coby Karl (G) from D-Fenders.
February 14 Lakers assigned Coby Karl (G) to D-Fenders; Reacquired Robert Whaley (C); Waived Wendell White (F) due to injury.
February 8 Acquired Brandon Wallace (F) from Iowa via trade in exchange for Darryl Watkins (C).
February 7 Reacquired Brian Morrison (G); Announced Devin Green (G/F) has left the team.
January 4 Reacquired Jelani McCoy (C); Waived Robert Whaley (C) due to injury
December 24 Lakers recall Coby Karl (G) from D-Fenders.
December 14 Acquired Darryl Watkins (C); Waived Brian Morrison (G)
December 6 Reacquired Brian Morrison (G)
November 29 Denver Nuggets signed Jelani McCoy (C) from D-Fenders
November 28 Lakers assigned Coby Karl (G) to D-Fenders; Acquired Stephane Lasme (F); Waived Marcus White (F) due to injury
November 22 Waived Andre Patterson (F); Waived Brian Morrison (G) due to injury
November 17 Waived Darren Cooper (G)
November 15 Waived Forrest Fisher (G), Martane Freeman (F), Ivan Jenkins (G) and Damond Williams (F)
November 2 Acquired Sean Banks (F), Brian Chase (G), Devin Green (G/F) and Andre Patterson (F) as returning players; Errick Craven (G) and Brian Morrison (G) as allocation players; and Wendell White (G/F) as local try-out invitee

ALL-TIME PLAYER TRANSACTIONS



D-FENDERS 2008-09 TRANSACTIONS

April 4 Reacquired Duan Erwin (F); Waived Othella Harrington (F)
March 29 Acquired Othella Harrington (F); Waived Duane Erwin (F) due to injury
March 27 New York Knicks signed Joe Crawford (G) from D-Fenders
March 25 Acquired Mickael Gelabale (G)
March 19 Lakers re-assign Sun Yue (G) to D-Fenders
March 16 Lakers recall Sun Yue (G) from D-Fenders
March 12 Acquired Lawrence McKenzie (G); Waived Longar Longar (C) due to injury
March 6 Lakers assigned Sun Yue (G) to D-Fenders
March 5 Acquired Earl Barron (C) from Sioux Falls via trade in exchange for CJ Giles (F)
January 22 Reacquired Ryan Forehan-Kelly (F) and Marcus White (F); Waived Curtis Terry (F) and Rashid Byrd (C)
January 20 Acquired Longar Longar (F); Waived Anthony Coleman (F) due to injury.
January 11 Acquired Charlie Parker (G); Announced Cheyne Gadson (G) has left the team
January 7 Acquired Gabriel Hughes (C); Waived Jamal Brown (F)
December 16 Acquired CJ Giles (F); Waived Marcus White (F) due to injury
December 10 Acquired Darren Cooper (G); Acquired Cheyne Gadson (G) from Albuquerque via trade in exchange for Jasper Johnson;
Waived Johnny Dukes (F)
December 9 Acquired Anthony Coleman (F); Waived Dominique Scales (F/C)
December 3 Acquired Marcus White (F); Waived Ryan Forehan-Kelly (F)
November 26 Waived Kenny Barnes (F); Waived Darren Cooper (G) due to injury
November 20 Waived Terrence Whitters (G) and Keith Butler (C)
November 18 Waived Seth Robinson (F), Brandon Worthy (G) and John White (G).
November 11 Acquired Dwayne Mitchell (G) from Iowa via trade in exchange for Patrick Sanders (F).
October 1 Acquired Darren Cooper (G) as a returning player; Joe Crawford (G), Brandon Heath (G) and Patrick Sanders (G/F) as allocation players; and Johnny Dukes (F), Ryan Forehan-Kelly (G/F) and Rashid Byrd (C) as local try-out invitees.

D-FENDERS 2009-10 TRANSACTIONS

March 26 Acquired Ray Reese (F)
March 12 Waived Keith Clark (F)
March 10 Reacquired Keith Clark (F); Acquired James Peters (F)
March 7 Announced Diamon Simpson (F) has left the team
February 27 Acquired Rodney Webb (F); Waived Keith Clark (F) due to injury
February 2 Acquired Gabriel Hughes (C); Waived Sasha Cuic (F)
January 28 Acquired James Wright (G); Waived Lawrence McKenzie (G) due to injury
January 14 Acquired Horace Wormely (G); Waived Gabe Pruitt (G)
December 23 Acquired Frank Robinson (G); Waived Terrance Gamble (F/C)
December 21 Acquired Terrance Gamble (F/C) from Bakersfield via trade in exchange for Longar Longar (C)
December 18 Acquired Keith Clark (F) from Tulsa via trade in exchange for Deron Washington (F/G)
December 16 Acquired Sasha Cuic (F) and Lawrence McKenzie (G); Waived Boo Jackson (F) and Horace Wormely (G)
December 3 Joe Crawford (G) returned to D-Fenders; Waived Chris Hayes (F)
December 2 Reacquired Gabe Pruitt (G); Waived Charlie Parker (G)
November 25 Waived Alan Wiggins Jr. (F)
November 17 Waived Gabe Pruitt (G) due to injury; Waived Christopher Moore (F), Moustapha N'Doye (C), Travis Pinick (G/F) and Jeremy Wise (G)
November 10 Joe Crawford (G) does not attend camp with D-Fenders
November 6 Acquired Dar Tucker (G/F) from Idaho in exchange for Earl Barron (C)
November 1 Acquired Earl Barron (C), Joe Crawford (G), Ryan Forehan-Kelly (G/F) and Longar Longar (C) as returning players; Gabe Pruitt (G) and Diamon Simpson (F) as allocation players; and Michael Fey (C), Boo Jackson (F) and Horace Wormely (G) as local try-out invitees



ALL-TIME PLAYER TRANSACTIONS

D-FENDERS 2011-12 TRANSACTIONS

April 27	Lakers reassigned Christian Eyenga (G)
April 25	Lakers recalled Christian Eyenga (G)
April 20	Reacquired Gary Flowers (F); Waived Jeremy Hazell (G) due to injury
April 17	Acquired Jeremy Hazell (G)
April 9	Reacquired Malcolm Thomas (F); Waived Gary Flowers (F) due to injury
April 5	Reacquired Brandon Costner (F); Waived Justin Williams (F) due to injury
March 29	Acquired Justin Williams (F)
March 27	Malcolm Thomas (F) signed 10-day contract with Houston Rockets
March 22	Acquired Andre Ingram (G)
March 20	Waived Trent Strickland (G)
March 17	Lakers assigned Christian Eyenga (G)
March 17	Courtney Fortson (G) signs with Houston Rockets
March 16	Reacquired Mardy Collins (G); Waived Trent Strickland (G) due to injury
March 10	Acquired Kareem Rush (G)
March 1	Acquired Jamario Moon (F)
February 28	Acquired Trent Strickland (G)
February 27	Gerald Green (G) signed 10-day contract with New Jersey Nets
February 22	Reacquired Gary Flowers (F); Waived both Mardy Collins (G) and Brandon Costner (F) due to injury
February 15	Lakers assigned Devin Ebanks (F)
February 10	Reacquired Malcolm Thomas (F)
February 7	Lakers recalled Derrick Character (F)
February 3	Reacquired Courtney Fortson (G); Acquired Rafer Alston; Waived Brian Hamilton; Waived Eniel Polynice (G) due to injury
February 2	Ishmael Smith (G) signed 10-day contract with Orlando Magic
February 1	Acquired Ishmael Smith (G)
January 27	Reacquired Eniel Polynice (G); Waived Jeremy Green (G)
January 26	Lakers assigned Derrick Character (F)
January 19	Acquired Gary Flowers (F)
January 16	Courtney Fortson (G) signed 10-day contract with Los Angeles Clippers
January 12	Acquired Jeremy Green (G)
January 11	Malcolm Thomas (F) signed 10-day contract with San Antonio Spurs
January 4	Reacquired Brian Hamilton (G); Waived Eniel Polynice (G) due to injury
December 28	Traded 2012 3rd Round Draft Pick and Tulsa's original 2012 3rd Round Draft Pick to Iowa in exchange for Mardy Collins (G) and a 2012 8th Round Draft Pick
December 28	Acquired Gerald Green (G) and Malcolm Thomas (F); Waived Brian Hamilton (G) and Terrence Roberts (F) due to injury
December 27	Reacquired Elijah Millsap (G), Zach Andrews (F) and Courtney Fortson (G) from NBA training camps
December 23	Reacquired Brian Hamilton (G) from NBA training camp
December 19	Waived James Wright (G)
December 18	Lakers recalled Andrew Goudelock (G) and Malcolm Thomas (F)
December 17	Lakers assigned Andrew Goudelock (G) and Malcolm Thomas (F)
December 15	Acquired Orien Greene (G); Reacquired Terrence Roberts (F); Waived Anthony Johnson (G) and Al Nolen (G)
December 9	Acquired James Wright (G), Gerard Anderson (F), Larry Cunningham (G) and Al Nolen (G)
December 9	Elijah Millsap (G) (Lakers), Zach Andrews (F) (Lakers), Courtney Fortson (G) (Clippers), Brian Hamilton (G) (Detroit), Terrence Roberts (F) (Oklahoma City) and Jamaal Tinsley (G) (Utah) signed with NBA training camps
December 5	Traded Nkem Ojouboh (F) to Tulsa in exchange for a 2012 3rd Round Draft Pick
December 4	Acquired Anthony Johnson (G)
November 29	Reacquired Anthony Coleman (F/C)
November 27	Acquired Elijah Millsap (G) from Tulsa in exchange for a 2012 2nd Round Draft Pick
November 28	Waived Franklin Session (G) due to injury
November 23	Waived Larry Cunningham (G) and Brandon Rozzell (G)
November 23	Waived Anthony Coleman (F/C) due to injury
November 19	Waived Troy Payne (F)
November 18	Waived Anthony Gurley (F)
November 12	Waived Robert Diggs (F) due to injury


ALL-TIME PLAYER TRANSACTIONS



D-FENDERS 2012-13 TRANSACTIONS


April 4 Lakers recalled Robert Sacre (C) and Darius Morris (G)
 April 3 Lakers re-assigned Robert Sacre (C) and Darius Morris (G); Courtney Fortson (G) placed on inactive list
 March 28 Acquired Reeves Nelson (F) ; Lazar Hayward (F) placed on inactive list
 March 13 Acquired Craig Brackins (F)
 March 9 Lakers re-assigned Robert Sacre (C) and Darius Morris (G); Lakers recalled Robert Sacre (C) and Darius Morris (G)
 March 8 Lakers recalled Robert Sacre (C) and Darius Morris (G); Acquired Travis Hyman (C) from Tulsa in exchange for a 2013 3rd round draft pick; Waived Anthony Stover (F) due to season-ending surgery
 March 7 Lakers re-assigned Robert Sacre (C); Lakers assigned Darius Morris (G)
 February 25 Traded Orien Greene (G) and Ronald Dupree (F) to Reno for Jerome Jordan (C); Waived Renardo Sidney (F)
 January 30 Acquired Morris Almond (F) and Mike Taylor (G) from the Iowa Energy in exchange for Jarrod Famous (F/C) and a 2013 first round draft pick; Waived Phil Jones (F)
 January 28 Reacquired Lazar Hayward (F)
 January 25 Placed Jamario Moon (F) on inactive list
 January 15 Reacquired Zach Andrews (F)
 January 12 Jamario Moon (F) reactivated
 January 7 Lakers recall Robert Sacre (C) and Darius Johnson-Odom (G)
 January 5 Lakers assign Robert Sacre (C)
 January 4 Waived Kevin Kruger (G); Jamario Moon (F) placed on inactive list; Acquired Ronald Dupree (F)
 December 29 Renardo Sidney (F) placed on inactive list
 December 24 Waived Darnell Dodson (F); Activated Renardo Sidney (F)
 December 12 Waived Eniel Polynice (G); Reacquired Elijah Millsap (G)
 December 3 Lakers recall Robert Sacre (C)
 November 28 Lakers re-assign Robert Sacre (C)
 November 27 Robert Sacre (C) assigned from Lakers; Robert Sacre (C) recalled to Lakers; Waived Cecil Brown (G)
 November 25 Darius Johnson-Odom (G) re-assigned from Lakers
 November 21 Renardo Sidney (F) placed on inactive list; Cecil Brown (G) placed on inactive list
 November 20 Waived Rashad Bishop (F); Waived Augustine Okosun (F/C); Waived Tristan Thompson (G)
 November 17 Darius Johnson-Odom (G) re-assigned from Lakers; Darius Johnson-Odom (G) recalled to Lakers
 November 14 Darius Johnson-Odom (G) assigned from Lakers; Darius Johnson-Odom (G) recalled to Lakers; Waived Mamadou Diarra (C)
 November 11 Darius Johnson-Odom (G) assigned to Lakers; Darius Johnson-Odom (G) recalled to Lakers

Rosters By Year



Los Angeles
D-FENDERS

2006-07 LOS ANGELES D-FENDERS



Standing left to right:

Marco Nunez (trainer), Chucky Brown (assistant coach), Chet Mason, Jackie Manuel, Devin Green, Josh Gross, Brian Chase, Dan Panaggio (head coach), Thomas Archie (equipment manager)

Seated left to right:

Andre Patterson, Aloysius Anagonye, Akin Akingbala, Duane Erwin, Kevin Johnson

	- Field Goals -						- 3-Point FG -			- Free Throws -			- Rebounds -																					
	G	GS	MIN	FGM	FGA	PCT	3FG	3FGA	PCT	FTM	FTA	PCT	OR	DR	TOT	AST	PF	TO	BS	ST	PTS	AVG												
Devin Green	13	13	509	78	184	.424	16	39	.410	89	98	.837	13	49	62	54	37	52	12	21	254	19.5												
Sean Banks	33	29	992	193	440	.439	41	132	.311	183	220	.832	46	94	140	100	77	113	16	22	610	18.5												
Brian Chase	46	45	1613	276	624	.442	118	270	.437	76	82	.927	26	157	183	173	93	77	3	64	746	16.2												
Andre Emmett	29	1	844	171	354	.483	17	61	.279	92	136	.676	64	87	151	59	47	69	3	36	451	15.6												
Jordan Farmer	3	2	95	14	36	.389	2	12	.167	14	14	1.000	1	7	8	17	4	5	1	5	44	14.7												
Nick Vander Laan	5	4	156	25	42	.595	0	0	.000	13	18	.722	20	42	62	7	24	15	3	4	63	12.6												
T.J. Cummings	16	7	409	89	184	.484	0	1	.000	22	27	.815	28	51	79	21	58	26	3	7	200	12.5												
Andre Patterson	50	36	1612	222	422	.526	1	7	.143	78	110	.709	125	235	360	99	134	81	78	49	523	10.5												
Aloysius Anagonye	24	23	670	92	217	.424	0	3	.000	60	83	.723	61	75	136	33	81	43	13	28	244	10.2												
Jackie Manuel	46	44	1324	178	427	.417	6	25	.240	76	126	.603	45	131	176	84	127	113	18	49	438	9.5												
Wesley Wilson	27	10	561	106	192	.552	0	1	.000	32	42	.762	36	75	111	24	67	24	28	20	244	9.0												
Kevin Johnson	16	3	291	44	85	.518	3	11	.273	43	58	.741	17	21	38	27	39	29	2	8	134	8.4												
Akin Akingbala	14	7	311	42	84	.500	0	0	.000	23	36	.639	27	68	95	16	36	31	20	8	107	7.6												
Nick Lewis	19	2	462	52	128	.406	5	19	.263	35	48	.729	34	61	95	16	51	29	12	5	144	7.6												
Chet Mason	45	1	931	128	270	.474	2	12	.167	82	117	.701	77	86	163	72	83	66	12	35	340	7.6												
Joshua Gross	14	3	201	30	68	.441	4	10	.400	17	26	.654	6	13	19	6	16	15	4	6	81	5.8												
Daniel Horton	14	4	305	30	85	.353	7	30	.233	13	17	.765	3	23	26	40	25	20	3	14	80	5.7												
Gary Hamilton	9	8	217	17	44	.386	0	0	.000	8	12	.667	19	28	47	18	39	18	5	14	42	4.7												
Robert Dryden	2	0	31	4	9	.444	0	0	.000	0	0	.000	1	9	10	2	4	3	1	2	8	4.0												
Andre Joseph	2	2	55	4	12	.333	0	0	.000	0	0	.000	0	1	1	5	5	7	0	2	8	4.0												
John Gilchrist	10	0	152	14	42	.333	2	10	.200	6	8	.750	3	12	15	12	6	12	0	9	36	3.6												
Jason McKrieth	7	0	94	8	23	.343	1	2	.500	5	5	1.000	3	12	15	10	7	7	2	4	22	3.1												
Duane Erwin	9	3	138	8	29	.276	2	7	.286	9	13	.692	8	26	34	6	21	15	13	6	27	3.0												
Babacar Camara	6	3	64	5	21	.238	0	0	.000	0	1	.000	5	6	11	8	17	2	0	0	10	1.7												
Jereme McGuire	6	0	49	4	9	.444	0	0	.000	2	4	.500	4	10	14	3	9	6	3	1	10	1.7												

DATE	OPPONENT	W/L	RECORD	BOX SCORE
Nov 24	at Anaheim	W	1-0	106-87
Nov 26	at Bakersfield	W	2-0	90-84
Nov 28	Bakersfield	W	3-0	96-92
Dec 1	at Colorado	L	3-1	100-112
Dec 2	at Fort Worth	L	3-2	95-113
Dec 4	Sioux Falls	W	4-2	94-87
Dec 6	Sioux Falls	L	4-3	90-98
Dec 8	Tulsa	W	5-3	90-77
Dec 10	Colorado	L	5-4	84-113
Dec 15	Idaho	L	5-5	86-96
Dec 19	at Dakota	W	6-5	96-91
Dec 22	at Arkansas	W	7-5	92-86
Dec 23	at Austin	W	8-5	103-97
Dec 26	at Austin	W	9-5	105-87
Dec 29	at Bakersfield	L	9-6	86-93
Jan 5	Dakota	L	9-7	101-103
Jan 7	Idaho	L	9-8	75-97
Jan 12	Austin	L	9-9	97-108
Jan 15	at Fort Worth*	W	10-9	111-103
Jan 16	Colorado*	L	10-10	85-103
Jan 19	at Albuquerque	L	10-11	81-91
Jan 20	at Albuquerque	W	11-11	112-104
Jan 22	Albuquerque	W	12-11	100-88
Jan 26	Colorado	L	12-12	95-103
Jan 28	Bakersfield	W	13-12	119-97
Feb 2	at Idaho	W	14-12	94-83

DATE	OPPONENT	W/L	RECORD	BOX SCORE
Feb 3	at Idaho	L	14-13	71-83
Feb 6	at Dakota	L	14-14	96-105
Feb 9	at Sioux Falls	W	15-14	104-94
Feb 10	at Sioux Falls	L	15-15	74-91
Feb 15	Tulsa	W	16-15	114-106
Feb 20	at Bakersfield	L	16-16	91-105
Feb 21	Arkansas	W	17-16	136-132 (2OT)
Feb 23	Arkansas	W	18-16	111-101
Mar 2	Anaheim	W	19-16	99-89
Mar 3	at Albuquerque	L	19-17	100-108
Mar 7	at Tulsa	L	19-18	96-103
Mar 9	at Colorado	L	19-19	103-114
Mar 10	at Colorado	L	19-20	96-114
Mar 16	Albuquerque	L	19-21	89-95
Mar 18	Fort Worth	L	19-22	93-96
Mar 25	Bakersfield	L	19-23	92-103
Mar 27	Fort Worth	W	20-23	125-98
Mar 30	Idaho	W	21-23	98-95
Apr 1	Anaheim	L	21-24	109-101
Apr 3	Albuquerque	W	22-24	121-104
Apr 6	at Anaheim	L	22-25	79-97
Apr 7	at Anaheim	L	22-26	111-113 (OT)
Apr 12	Anaheim	W	23-26	104-85
Apr 14	at Idaho	L	23-27	83-90

* - Games Played in Sioux Falls, SD (2007 NBA D-League Showcase)



Dan Panaggio (head coach), Rasheed Hazzard (assistant coach), Brian Chase, Errick Craven, Wendell White, Devin Green, Cecil Brown, Chucky Brown (assistant coach), Marco Nunez (trainer), Thomas Archie (equipment manager)

Stephane Lasme, Abdoulaye N'Diaye, Jelani McCoy,
Darryl Watkins, Sean Banks




	- Field Goals -						- 3-Point FG -			- Free Throws -			- Rebounds -			TOT	AST	PF	To	Bs	St	PTS	Avg
	G	Gs	MIN	FGM	FGA	PCT	3FG	3FGA	PCT	FTM	FTA	PCT	Or	Dr									
Sean Banks	49	48	1707	358	782	.458	70	209	.335	277	373	.743	76	189	265	148	115	144	33	35	1063	21.7	
Coby Karl	17	17	638	94	209	.450	44	107	.411	65	78	.833	13	80	93	72	48	48	6	18	297	17.5	
Brian Chase	36	25	1184	201	491	.409	81	218	.372	112	124	.903	12	124	136	131	44	59	0	33	595	16.5	
Devin Green	24	24	837	153	313	.489	20	60	.333	68	86	.791	38	115	153	101	60	69	14	28	394	16.4	
Cecil Brown	43	15	1125	193	409	.472	44	103	.427	104	128	.813	15	101	116	81	62	58	6	35	534	12.4	
Wendell White	40	28	1122	209	403	.519	2	12	.167	52	80	.650	83	130	213	62	110	65	9	46	472	11.8	
Jelani McCoy	36	25	1090	174	253	.688	0	1	.000	55	108	.509	75	208	283	118	105	92	74	27	403	11.2	
Stephane Lasme	37	14	1070	139	268	.519	0	0	.000	113	149	.758	118	158	276	48	106	64	97	38	391	10.6	
Errick Craven	40	17	773	133	261	.510	3	12	.250	49	66	.742	30	94	124	101	103	81	6	63	318	8.0	
Brandon Wallace	22	10	648	72	161	.447	3	16	.188	27	44	.614	46	95	141	65	58	30	54	19	174	7.9	
Darren Cooper	15	0	302	35	78	.449	12	26	.462	22	30	.733	5	38	43	22	25	18	2	7	104	6.9	
Brian Morrison	23	2	287	45	117	.385	16	50	.320	10	15	.667	3	24	27	37	32	20	0	7	116	5.0	
Darryl Watkins	18	16	356	35	72	.486	0	0	.000	19	27	.704	37	66	103	13	51	19	22	12	89	4.9	
Abdoulaye N'Diaye	44	0	651	88	146	.603	0	0	.000	18	30	.600	67	107	174	20	124	49	41	12	194	4.4	
Robert Whaley	21	9	271	43	93	.462	0	0	.000	3	7	.429	18	42	60	14	59	20	7	7	89	4.2	
Marcus White	1	0	14	0	2	.000	0	0	.000	0	0	.000	0	3	3	0	2	1	0	1	0	0.0	

DATE	OPPONENT	W/L	RECORD	BOX SCORE	DATE	OPPONENT	W/L	RECORD	BOX SCORE
Nov 25	Utah	W	1-0	109-92	Feb 8	at Idaho	L	18-9	90-104
Nov 27	Idaho	L	1-1	111-118	Feb 9	at Idaho	W	19-9	118-95
Nov 29	Rio Grande Valley	W	2-1	123-111	Feb 14	at Tulsa	W	20-9	113-99
Dec 1	at Anaheim	W	3-1	99-95	Feb 17	at Rio Grande Valley	L	20-10	109-116
Dec 2	at Bakersfield	L	3-2	110-121	Feb 19	Tulsa	W	21-10	104-100
Dec 7	at Utah	L	3-3	100-116	Feb 26	Anaheim	W	22-10	88-80
Dec 8	at Utah	W	4-3	107-94	Feb 28	Idaho	L	22-11	90-93
Dec 13	Bakersfield	W	5-3	115-105	Mar 2	Idaho	W	23-11	115-98
Dec 15	at Utah	W	6-3	130-126 (OT)	Mar 7	Iowa	W	24-11	99-91
Dec 16	Bakersfield	W	7-3	117-101	Mar 9	Anaheim	W	25-11	98-91
Dec 20	at Iowa	W	8-3	104-96	Mar 11	Utah	W	26-11	96-87
Dec 22	at Sioux Falls	W	9-3	97-86	Mar 12	at Bakersfield	W	27-11	98-85
Dec 28	Bakersfield	L	9-4	119-121	Mar 14	at Colorado	W	28-11	99-96
Dec 29	at Bakersfield	W	10-4	114-110	Mar 16	at Albuquerque	L	28-12	100-116
Jan 4	Dakota	W	11-4	121-93	Mar 21	Bakersfield	L	28-13	97-105
Jan 11	at Anaheim	W	12-4	103-91	Mar 23	Albuquerque	W	29-13	112-107
Jan 13	Sioux Falls	W	13-4	98-94	Mar 26	Colorado	W	30-13	101-90
Jan 15	Fort Wayne *	W	14-4	110-97	Mar 28	Austin	L	30-14	108-115
Jan 17	at Austin *	W	15-4	97-88	Mar 30	Anaheim	W	31-14	111-110
Jan 20	at Fort Wayne	L	15-5	93-95	Apr 2	Idaho	W	32-14	105-100
Jan 22	at Dakota	L	15-6	96-98	Apr 5	at Anaheim	L	32-15	106-109(OT)
Jan 24	at Idaho	L	15-7	90-97	Apr 9	at Bakersfield	L	32-16	87-98
Jan 26	at Idaho	L	15-8	99-100	Apr 11	Anaheim	L	32-17	101-109
Jan 27	Utah	W	16-8	95-71	Apr 12	at Utah	L	32-18	118-130
Jan 29	Utah	W	17-8	106-85					
Feb 1	at Anaheim	W	18-8	107-102					

* - Games Played in Boise, ID (2008 NBA D-League Showcase)

* - Games Played in Boise, ID (2008 NBA D-League Showcase)

2008-09 LOS ANGELES D-FENDERS



Standing left to right:

Dan Panaggio (head coach), Rasheed Hazzard (assistant coach), Charlie Parker, Dwayne Mitchell, Longar Longar, Duane Erwin, Chucky Brown (assistant coach), Thomas Archie (equipment manager), Nina Hsieh (trainer)

Seated left to right:

Ryan Forehan-Kelly, Gabriel Hughes, Joe Crawford, Brandon Heath, Darren Cooper

	- Field Goals -			- 3-Point FG -			- Free Throws -			- Rebounds -			AST	PF	TO	BS	ST	PTS	AVG
	G	Gs	MIN	FGM	FGA	PCT	3FG	3FGA	PCT	FTM	FTA	PCT	OR	DR	TOT				
Joe Crawford	43	42	1641	325	684	.475	87	231	.377	159	192	.828	65	131	196	117	99	109	7
Dwayne Mitchell	49	49	1929	321	624	.514	15	63	.238	252	369	.683	86	252	338	210	130	135	16
Mickael Gelabale	6	0	188	39	78	.500	8	19	.421	10	12	.833	9	17	26	10	20	6	1
Brandon Heath	50	41	1644	299	674	.444	86	255	.337	84	112	.750	44	155	199	209	82	120	5
Ryan Forehan-Kelly	31	8	903	154	302	.510	46	96	.479	46	54	.852	29	111	140	100	91	32	18
CJ Giles	11	9	297	58	106	.547	0	2	.000	22	35	.629	29	62	91	9	50	18	23
Jasper Johnson	4	4	123	18	51	.353	2	8	.250	7	9	.778	8	16	24	13	16	10	3
Earl Barron	13	6	368	54	130	.415	0	1	.000	21	33	.636	38	55	93	31	45	30	9
Sun Yue	6	6	200	23	58	.397	8	21	.381	5	7	.714	2	18	20	22	18	12	14
Gabriel Hughes	35	27	733	112	202	.554	0	0	.000	86	122	.705	98	155	253	34	133	64	29
Cheyne Gadson	11	0	248	37	82	.451	7	20	.350	16	20	.800	7	18	25	25	11	22	1
Jamaal Brown	14	7	395	49	105	.467	0	1	.000	24	35	.686	29	45	74	21	42	18	5
Longar Longar	14	2	312	39	81	.481	0	0	.000	31	49	.633	25	62	87	14	44	19	19
Anthony Coleman	9	9	283	25	63	.397	0	6	.000	16	26	.615	13	36	49	16	33	26	14
Darren Cooper	43	14	1019	103	257	.401	49	118	.415	57	69	.826	12	69	81	102	50	48	5
Duane Erwin	14	8	334	41	93	.441	0	3	.000	17	28	.607	23	42	65	36	55	18	19
Charlie Parker	32	12	596	83	172	.483	9	25	.360	41	69	.594	30	40	70	55	34	28	7
Marcus White	9	3	180	22	50	.440	0	0	.000	13	17	.765	23	34	57	6	26	8	3
Rashid Byrd	19	0	297	41	100	.410	0	0	.000	11	32	.344	32	38	70	6	55	28	20
Lawrence McKenzie	10	1	135	14	38	.368	4	13	.308	3	6	.500	2	7	9	21	13	11	0
Curtis Terry	16	0	212	19	59	.322	8	30	.267	3	5	.600	4	20	24	11	20	13	0
Johnny Dukes	2	2	26	2	11	.182	0	0	.000	0	2	.000	2	2	4	3	7	2	0
Othella Harrington	3	0	42	2	7	.286	0	0	.000	2	3	.667	4	6	10	3	9	8	2
Dominique Scales	3	0	20	0	6	.000	0	0	.000	2	4	.500	1	2	3	0	6	1	1

DATE	OPPONENT	W/L	RECORD	BOX SCORE
Nov 28	Bakersfield	L	0-1	90-116
Nov 30	Reno	L	0-2	96-103
Dec 3	at Bakersfield	W	1-2	108-105
Dec 7	Tulsa	L	1-3	97-101 (OT)
Dec 10	Anaheim	W	2-3	90-76
Dec 12	Idaho	L	2-4	93-100
Dec 14	Bakersfield	L	2-5	86-87
Dec 16	Idaho	L	2-6	81-92
Dec 19	at Sioux Falls	L	2-7	92-98
Dec 22	at Dakota	W	3-7	100-96
Dec 26	at Rio Grande Valley	L	3-8	96-102
Dec 27	at Austin	L	3-9	90-98
Jan 2	Dakota	W	4-9	106-101
Jan 5	at Bakersfield *	L	4-10	87-90
Jan 8	Utah *	L	4-11	78-92
Jan 9	Utah	L	4-12	100-110
Jan 11	at Reno	L	4-13	97-106
Jan 13	at Reno	L	4-14	114-119
Jan 16	Albuquerque	L	4-15	99-111
Jan 20	at Utah	L	4-16	85-113
Jan 22	Reno	W	5-16	119-109
Jan 24	at Anaheim	L	5-17	87-99
Jan 25	Anaheim	L	5-18	91-103
Jan 27	Idaho	W	6-18	106-103 (OT)
Jan 30	at Idaho	L	6-19	107-112
Jan 31	at Idaho	W	7-19	86-78

DATE	OPPONENT	W/L	RECORD	BOX SCORE
Feb 6	at Utah	L	7-20	105-113
Feb 7	at Albuquerque	L	7-21	97-107
Feb 9	Colorado	W	8-21	125-104
Feb 17	Austin	L	8-22	108-110
Feb 20	Rio Grande Valley	W	9-22	108-90
Feb 21	at Anaheim	W	10-22	116-104
Feb 26	Bakersfield	L	10-23	100-106
Feb 27	at Bakersfield	W	11-23	96-83
Mar 1	at Reno	L	11-24	115-125
Mar 3	Fort Wayne	W	12-24	123-116
Mar 6	Anaheim	W	13-24	108-103 (OT)
Mar 7	at Anaheim	L	13-25	95-97
Mar 13	at Idaho	L	13-26	100-111
Mar 15	at Colorado	W	14-26	111-107
Mar 17	Sioux Falls	L	14-27	89-92
Mar 19	Iowa	W	15-27	103-91
Mar 21	at Tulsa	L	15-28	97-98
Mar 26	at Fort Wayne	L	15-29	99-110
Mar 29	at Erie	L	15-30	94-97 (OT)
Apr 1	at Iowa	W	16-30	130-124 (OT)
Apr 3	Erie	L	16-31	83-93
Apr 5	Utah	W	17-31	102-91
Apr 7	at Utah	W	18-31	118-117
Apr 9	Reno	W	19-31	114-92

* - Games Played in Orem, UT (2009 NBA D-League Showcase)



2009-10 LOS ANGELES D-FENDERS

Standing left to right:

Rasheed Hazzard (assistant coach), Chucky Brown (head coach), Keith Clark, Diamon Simpson, Michael Fey, Gabriel Hughes, Ryan Forehan-Kelly, Thomas Archie (equipment manager), Nina Hsieh (trainer)

Seated left to right:

James Wright, Frank Robinson, Joe Crawford, Dar Tucker, Horace Wormely




				- Field Goals -			- 3-Point FG -			- Free Throws -			- Rebounds -			AST	PF	TO	BS	ST	PTS	AVG
	G	GS	MIN	FGM	FGA	PCT	3FG	3FGA	PCT	FTM	FTA	PCT	OR	DR	TOT							
Joe Crawford	32	16	1163	202	468	.432	43	145	.297	122	168	.726	23	76	99	98	61	63	11	29	569	17.8
Diamon Simpson	30	30	957	175	394	.444	0	1	.000	116	163	.712	113	176	289	65	89	45	42	54	466	15.5
Ryan Forehan-Kelly	50	47	1599	277	528	.525	82	173	.474	103	128	.805	48	190	238	154	123	54	18	65	739	14.8
James Peters	12	11	361	71	134	.530	1	5	.200	35	50	.700	23	42	65	20	33	28	7	9	178	14.8
James Wright	30	23	812	168	331	.508	17	44	.386	48	64	.750	8	36	44	90	27	45	3	16	401	13.4
Michael Fey	50	47	1285	263	463	.568	1	2	.500	113	138	.819	117	202	319	67	143	86	35	25	640	12.8
Frank Robinson	38	25	1170	172	400	.430	26	107	.243	101	146	.692	42	113	155	141	110	115	13	73	471	12.4
Boo Jackson	8	0	185	39	69	.565	0	0	.000	17	36	.472	19	18	37	6	17	11	2	4	95	11.9
Dar Tucker	46	12	982	203	480	.423	23	111	.207	100	150	.667	62	119	181	78	79	70	11	42	529	11.5
Gabe Pruitt	10	9	361	37	91	.407	3	26	.115	37	52	.712	11	35	46	39	21	34	4	17	114	11.4
Deron Washington	8	4	203	28	72	.389	2	9	.222	19	23	.826	7	31	38	11	30	22	5	1	77	9.6
Horace Wormely	43	19	1232	97	233	.416	27	77	.351	75	92	.815	13	108	121	165	104	79	14	4	296	6.9
Gabriel Hughes	28	3	467	70	131	.534	0	0	.000	54	77	.701	76	87	163	16	85	32	17	14	194	6.9
Chris Hayes	3	0	53	8	16	.500	0	1	.000	4	6	.667	1	6	7	6	3	8	1	1	20	6.7
Longar Longar	7	3	144	20	48	.417	0	0	.000	7	11	.636	12	28	40	3	17	9	9	1	47	6.7
Rodney Webb	18	0	329	49	90	.544	0	1	.000	23	34	.676	27	55	82	12	36	19	12	12	121	6.7
Ray Reese	3	1	85	7	22	.318	3	7	.429	1	2	.500	2	8	10	7	6	3	0	2	18	6.0
Sasha Cuic	12	0	172	25	79	.316	6	23	.261	13	18	.722	7	17	24	4	38	11	1	7	69	5.8
Keith Clark	21	0	388	45	85	.529	3	8	.375	11	23	.478	34	58	92	16	63	19	12	11	104	5.0
Lawrence McKenzie	10	0	172	16	42	.381	7	17	.412	4	4	1.000	4	13	17	16	11	18	2	4	43	4.3
Charlie Parker	3	0	42	4	9	.444	0	1	.000	0	0	.000	1	3	4	2	3	1	0	1	8	2.7

DATE	OPPONENT	W/L	RECORD	BOX SCORE
Nov 28	at New Mexico	W	1-0	103-99
Nov 29	Bakersfield	W	2-0	87-82
Dec 1	Utah	L	2-1	84-85
Dec 4	Reno	L	2-2	79-101
Dec 5	at Reno	W	3-2	117-111 (OT)
Dec 9	Bakersfield	W	4-2	110-97
Dec 11	Idaho	L	4-3	95-105
Dec 13	Idaho	W	5-3	123-112
Dec 22	Bakersfield	W	6-3	105-102 (OT)
Dec 27	New Mexico	L	6-4	111-115
Dec 29	New Mexico	W	7-4	91-80
Jan 3	Rio Grande Valley	L	7-5	101-108 (OT)
Jan 4	at Maine	L	7-6	111-113
Jan 7	Erie	L	7-7	89-102
Jan 9	at Bakersfield	L	7-8	102-110
Jan 15	Utah	L	7-9	97-102
Jan 16	at Bakersfield	W	8-9	103-96
Jan 22	at Dakota	L	8-10	97-117
Jan 24	at Dakota	L	8-11	95-114
Jan 28	at Austin	L	8-12	103-119
Jan 29	at Austin	L	8-13	111-115
Jan 31	at Rio Grande Valley	L	8-14	110-112
Feb 2	at Bakersfield	L	8-15	100-102
Feb 3	at Bakersfield	W	9-15	125-122
Feb 8	Tulsa	L	9-16	100-101
Feb 10	Tulsa	L	9-17	90-102

DATE	OPPONENT	W/L	RECORD	BOX SCORE
Feb 16	Iowa	L	9-18	95-112
Feb 18	Austin	W	10-18	111-107
Feb 20	at Idaho	L	10-19	103-106
Feb 21	New Mexico	L	10-20	95-101
Feb 26	Utah	L	10-21	110-118
Feb 27	at Utah	L	10-22	124-126 (OT)
Mar 2	Bakersfield	W	11-22	122-109
Mar 4	at Fort Wayne	W	12-22	112-103
Mar 5	at Fort Wayne	L	12-23	108-128
Mar 7	at Dakota	L	12-24	102-104
Mar 9	Springfield	W	13-24	98-88
Mar 10	at Idaho	L	13-25	119-125
Mar 12	at Idaho	W	14-25	121-115 (OT)
Mar 13	at New Mexico	W	15-25	108-101
Mar 16	Bakersfield	L	15-26	112-117
Mar 19	Utah	L	15-27	107-128
Mar 21	Utah	W	16-27	106-86
Mar 23	Reno	L	16-28	101-114
Mar 24	Reno	L	16-29	100-117
Mar 26	at Rio Grande Valley	L	16-30	95-110
Mar 27	at Rio Grande Valley	L	16-31	117-120
Mar 30	at Austin	L	16-32	94-101
Apr 2	at Idaho	L	16-33	99-122
Apr 3	at Idaho	L	16-34	101-114

2011-12 LOS ANGELES D-FENDERS



Standing left to right:

Nina Hsieh (athletic trainer), Eric Musselman (head coach), Elijah Millsap, Jamaal Tinsley, Jordan Brady, Eniel Polynice, Brian Hamilton, Courtney Fortson, Clay Moser (associate head coach)

Seated left to right:

Zach Andrews, Otis George, Brandon Costner, Anthony Coleman, Terrence Roberts

	G	GS	MIN	- Field Goals -			- 3-Point FG -			- Free Throws -			- Rebounds -			AST	PF	TO	BS	ST	PTS	AVG
				FGM	FGA	PCT	3FG	3FGA	PCT	FTM	FTA	PCT	OR	DR	TOT							
Andrew Goudelock	1	1	47	11	24	.458	2	10	.200	0	0	.000	0	4	4	7	3	6	0	2	24	24.0
Darius Morris	1	0	28	7	16	.438	1	3	.333	6	7	.857	0	1	1	4	3	3	0	1	21	21.0
Brandon Costner	32	27	1037	202	453	.446	82	206	.398	165	217	.760	29	134	163	66	97	78	16	16	651	20.3
Elijah Millsap	41	33	1353	253	566	.447	49	123	.398	241	313	.770	61	199	260	133	125	119	9	78	796	19.4
Gerald Green	22	13	673	157	327	.480	60	131	.458	47	56	.839	14	87	101	36	49	51	7	25	421	19.1
Devin Ebanks	3	0	96	21	38	.553	3	6	.500	10	13	.769	7	11	18	4	2	9	0	6	55	18.3
Jamario Moon	12	10	452	80	165	.485	19	48	.396	33	42	.786	11	83	94	38	24	16	16	22	212	17.7
Courtney Fortson	29	14	995	166	345	.481	38	94	.404	123	153	.804	21	105	126	171	69	70	3	62	493	17.0
Derrick Caracter	4	1	94	29	43	.674	0	0	.000	4	8	.500	11	19	30	5	14	7	4	2	62	15.5
Malcolm Thomas	19	13	612	104	160	.650	0	0	.000	53	78	.679	60	117	177	26	45	32	39	15	261	13.7
Christian Eyenga	6	4	197	31	58	.534	5	13	.385	6	12	.500	7	23	30	12	12	8	8	0	73	12.2
Andre Ingram	6	0	169	23	51	.451	18	33	.545	9	11	.818	0	21	21	15	13	7	0	3	73	12.2
Mardy Collins	28	12	791	112	243	.461	4	20	.200	53	89	.596	31	69	100	129	49	51	10	28	281	10.0
Jamaal Tinsley	8	8	272	27	86	.314	6	23	.261	19	25	.760	6	19	25	61	27	23	1	19	79	9.9
Zach Andrews	44	42	1121	172	266	.647	0	0	.000	65	120	.542	117	205	322	42	126	55	34	47	409	9.3
Orien Greene	40	36	1197	137	334	.410	35	128	.273	57	84	.679	35	101	136	182	142	97	17	66	366	9.2
Brian Hamilton	21	9	527	55	120	.458	1	7	.143	67	103	.650	31	52	83	22	59	28	8	27	178	8.5
Gerard Anderson	6	4	173	19	36	.528	2	7	.286	10	15	.667	8	19	27	10	14	14	1	6	50	8.3
Otis George	49	6	983	155	287	.540	1	4	.250	62	87	.713	115	152	267	42	133	43	20	40	373	7.6
Jordan Brady	14	5	304	39	82	.476	11	29	.379	12	19	.632	12	36	48	21	29	12	5	12	101	7.2
Terrence Roberts	11	3	145	30	55	.545	0	2	.000	16	29	.552	17	26	43	8	26	17	10	2	76	6.9
Kareem Rush	7	0	132	14	32	.438	9	18	.500	5	5	1.000	2	9	11	9	16	6	5	6	42	6.0
Eniel Polynice	17	5	251	44	88	.500	6	20	.300	7	12	.583	12	29	41	33	12	23	4	9	101	5.9
Trent Strickland	3	0	41	2	12	.167	0	3	.000	7	8	.875	0	3	3	0	5	2	0	1	11	3.7
Gary Flowers	16	1	139	23	57	.404	4	9	.444	8	12	.667	10	15	25	7	20	5	11	6	58	3.6
Al Nolen	2	0	34	2	7	.286	2	4	.500	0	2	.000	1	1	2	7	3	2	0	1	6	3.0
James Wright	3	2	46	4	10	.400	0	0	.000	0	2	.000	0	2	2	7	1	3	0	2	8	2.7
Rafer Alston	4	0	31	2	6	.333	2	5	.400	0	2	.000	0	3	3	6	3	2	0	1	6	1.5
Anthony Coleman	6	1	36	3	5	.600	0	0	.000	0	0	.000	1	3	4	0	6	6	3	0	6	1.0
Anthony Johnson	3	0	5	1	3	.333	0	1	.000	0	0	.000	0	1	1	0	1	0	0	0	2	0.7
Larry Cunningham	5	0	27	1	6	.167	0	4	.000	1	2	.500	1	4	5	2	5	5	0	1	3	0.6
Jeremy Green	3	0	12	0	4	.000	0	2	.000	0	0	.000	0	2	2	0	0	0	0	0	0	0.0
Franklin Session	2	0	2	0	0	.000	0	0	.000	0	0	.000	0	0	0	0	1	0	0	0	0	0.0
Justin Williams	1	0	3	0	0	.000	0	0	.000	0	0	.000	0	0	0	0	1	0	0	0	0	0.0



2011-12 SCHEDULE BREAKDOWN

DATE	OPPONENT	W/L	RECORD	BOX SCORE
Nov 25	at Dakota	W	1-0	86-84
Nov 26	at Dakota	L	1-1	97-98
Nov 28	Reno	W	2-1	135-103
Nov 30	Reno	L	2-2	95-99
Dec 2	at Sioux Falls	W	3-2	107-96
Dec 3	at Sioux Falls	W	4-2	94-92
Dec 5	Rio Grande V.	W	5-2	132-126
Dec 7	Rio Grande V.	W	6-2	117-113
Dec 10	Idaho	L	6-3	90-97
Dec 12	Texas	W	7-3	104-92
Dec 16	at Bakersfield	L	7-4	112-117
Dec 17	Bakersfield	W	8-4	96-68
Dec 21	at Texas	L	8-5	108-112
Dec 23	at Texas	L	8-6	91-108
Dec 29	at Erie	W	9-6	117-112
Dec 30	at Fort Wayne	W	10-6	104-97
Jan 4	Bakersfield	W	11-6	104-94
Jan 6	at Reno	W	12-6	109-78
Jan 7	Reno	W	13-6	102-101
Jan 9	Springfield*	W	14-6	97-82
Jan 11	at Maine*	W	15-6	106-94
Jan 13	at Idaho	L	15-7	107-113
Jan 14	at Idaho	W	16-7	99-94
Jan 20	at Bakersfield	W	17-7	105-88
Jan 21	Bakersfield	L	17-8	107-110
Jan 26	at Bakersfield	L	17-9	95-106
Jan 28	Canton	L	17-10	101-110
Jan 30	Canton	W	18-10	127-87
Feb 4	Erie	W	19-10	113-94
Feb 6	Erie	W	20-10	138-107
Feb 8	Tulsa	W	21-10	110-98
Feb 10	at Reno	W	22-10	108-101
Feb 11	at Reno	W	23-10	120-116
Feb 18	Austin	W	24-10	109-94
Feb 19	Austin	W	25-10	102-98
Feb 22	Idaho	W	26-10	121-102
Feb 29	at Idaho	W	27-10	94-72
Mar 1	at Idaho	L	27-11	93-101
Mar 3	at Fort Wayne	W	28-11	117-91
Mar 10	Dakota	W	29-11	99-98
Mar 12	Idaho	W	30-11	108-99
Mar 17	Idaho	W	31-11	106-105
Mar 22	at Rio Grande V.	W	32-11	96-89
Mar 23	at Rio Grande V.	W	33-11	105-94
Mar 28	Reno	W	34-11	117-89
Mar 30	at Bakersfield	L	34-12	95-96
Mar 31	Bakersfield	W	35-12	93-87
Apr 4	Reno	W	36-12	111-98
Apr 6	at Texas	W	37-12	104-100
Apr 7	at Iowa	W	38-12	95-79

* - Games Played in Reno, NV (2012 NBA D-League Showcase)

2012-13 LOS ANGELES D-FENDERS



Standing left to right:

Conner Henry (assistant coach), Reggie Theus (head coach), Anthony Stover, Jarrod Famous, Jamario Moon, Phil Jones, Phil Hubbard (assistant coach), Larry Lewis (assistant coach), Nina Hsieh (athletic trainer)

Seated left to right:

Darnell Dodson, Eniel Polynice, Courtney Fortson, Darius Johnson-Odom, Gary Flowers, Kevin Kruger, Orien Greene

			- Field Goals -			- 3-Point FG -			- Free Throws -			- Rebounds -													
	G	GS	MIN	FGM	FGA	PCT	3FG	3FGA	PCT	FTM	FTA	PCT	OR	DR	TOT	AVG	AST	PF	TO	BS	ST	PTS	AVG		
Darius Johnson-Odom	13	13	518	91	207	0.440	24	61	0.393	67	82	0.817	12	55	67	5.2	67	21	39	3	17	273	21.0		
Courtney Fortson	46	46	1768	286	718	0.398	65	183	0.355	183	239	0.766	59	171	230	5.0	328	132	164	3	93	820	17.8		
Elijah Millsap	44	37	1514	257	616	0.417	30	86	0.349	220	292	0.753	52	218	270	6.1	158	138	118	15	86	764	17.4		
Morris Almond	26	18	835	163	306	0.533	27	70	0.386	76	108	0.704	18	55	73	2.8	34	50	53	6	18	429	16.5		
Lazar Hayward	14	1	442	83	164	0.506	20	48	0.417	37	47	0.787	34	78	112	8.0	31	32	23	5	13	223	15.9		
Darius Morris	2	2	70	11	31	0.355	2	11	0.182	6	11	0.545	3	9	12	6.0	11	3	3	0	2	30	15.0		
Gary Flowers	46	41	1581	282	588	0.480	43	136	0.316	67	98	0.684	67	234	301	6.5	122	130	107	75	62	674	14.7		
Malcolm Thomas	1	1	41	5	10	0.500	0	0	-	3	4	0.750	5	12	17	17.0	4	4	1	1	3	13	13.0		
Ronald Dupree	18	5	506	85	182	0.467	1	7	0.143	40	58	0.690	30	76	106	5.9	45	54	33	2	21	211	11.7		
Jerome Jordan	18	16	505	89	137	0.650	1	1	1.000	29	49	0.592	39	85	124	6.9	13	43	24	25	9	208	11.6		
Robert Sacre	7	7	228	29	66	0.439	0	0	-	22	24	0.917	15	44	59	8.4	4	17	11	10	3	80	11.4		
Orien Greene	29	17	877	109	265	0.411	52	136	0.382	58	79	0.734	16	83	99	3.4	77	99	65	10	52	328	11.3		
Jarrod Famous	21	14	514	84	168	0.500	0	0	-	38	52	0.731	70	75	145	6.9	10	49	30	18	6	206	9.8		
Mike Taylor	26	2	513	94	198	0.475	29	82	0.354	39	58	0.672	10	31	41	1.6	58	74	54	2	39	256	9.8		
Matt Dickey	2	0	55	8	15	0.533	1	4	0.250	2	4	0.500	0	1	1	0.5	7	5	4	0	2	19	9.5		
Zach Andrews	32	13	721	95	175	0.543	4	12	0.333	29	66	0.439	74	113	187	5.8	26	91	26	18	30	223	7.0		
Jamario Moon	16	11	489	41	120	0.342	12	46	0.261	13	16	0.813	17	86	103	6.4	32	26	17	32	34	107	6.7		
Craig Brackins	8	1	144	17	42	0.405	5	18	0.278	2	2	1.000	2	20	22	2.8	11	17	4	2	1	41	5.1		
Kevin Kruger	9	0	113	11	28	0.393	5	19	0.263	2	3	0.667	0	5	5	0.6	11	6	1	0	3	29	3.2		
Phil Jones	11	0	100	11	18	0.611	0	0	-	5	8	0.625	7	10	17	1.5	4	21	6	6	0	27	2.5		
Anthony Stover	26	5	384	20	42	0.476	0	3	0.000	5	13	0.385	24	39	63	2.4	10	47	16	34	8	45	1.7		
Travis Hyman	8	0	79	4	12	0.333	0	0	-	0	0	-	3	15	18	2.3	0	10	5	1	1	8	1.0		
Eniel Polynice	1	0	5	0	3	0.000	0	1	0.000	1	2	0.500	0	0	0	0.0	1	1	2	0	0	1	1.0		
Darnell Dodson	6	0	35	2	12	0.167	1	6	0.167	0	0	-	1	5	6	1.0	2	2	2	0	1	5	0.8		
Reeves Nelson	1	0	15	0	0	-	0	0	-	0	0	-	1	1	2	2.0	3	1	1	0	0	0	0.0		



2012-13 SCHEDULE BREAKDOWN

DATE	OPPONENT	W/L	RECORD	BOX SCORE
Nov 28	IDAHO	W	1-0	112-98
Nov 30	Maine	W	2-0	97-94
Dec 2	Springfield	L	2-1	89-98
Dec 4	Bakersfield	L	2-2	95-109
Dec 7	SANTA CRUZ	L	2-3	92-93
Dec 8	SANTA CRUZ	L	2-4	93-99
Dec 13	RENO	W	3-4	113-102
Dec 15	RENO	W(OT)	4-4	134-124
Dec 22	IDAHO	W	5-4	98-94
Dec 28	Iowa	L	5-5	100-104
Dec 29	Iowa	L	5-6	102-105
Jan 5	SIOUX FALLS	L	5-7	92-104
Jan 7	RIO GRANDE VALLEY	L	5-8	104-127
Jan 8	Iowa	W	6-8	87-82
Jan 11	Bakersfield	L	6-9	104-117
Jan 12	BAKERSFIELD	L	6-10	84-95
Jan 16	FORT WAYNE	L	6-11	102-104
Jan 18	Santa Cruz	L	6-12	74-82
Jan 19	FORT WAYNE	W	7-12	113-106
Jan 21	ERIE	L	7-13	94-97
Jan 23	BAKERSFIELD	L	7-14	101-107
Jan 25	Tulsa	L	7-15	84-107
Jan 26	Tulsa	W	8-15	109-100
Jan 30	BAKERSFIELD	W	9-15	107-99
Feb 1	Idaho	L	9-16	88-114
Feb 2	Idaho	W	10-16	100-92
Feb 8	Reno	W	11-16	95-90
Feb 10	Reno	L	11-17	86-93
Feb 13	RENO	W	12-17	115-89
Feb 20	Santa Cruz	L	12-18	92-98
Feb 22	Reno	W	13-18	117-108
Feb 23	Bakersfield	L	13-19	103-115
Feb 25	IDAHO	W	14-19	107-94
Mar 2	BAKERSFIELD	W	15-19	114-99
Mar 3	Bakersfield	L	15-20	98-111
Mar 6	TEXAS	W	16-20	99-86
Mar 9	AUSTIN	W	17-20	95-91
Mar 11	AUSTIN	W	18-20	104-101
Mar 13	TULSA	W	19-20	110-108
Mar 15	Austin	L	19-21	95-110
Mar 16	Rio Grande Valley	L	19-22	119-134
Mar 20	IDAHO	L	19-23	106-116
Mar 21	Reno	L	19-24	97-98
Mar 23	BAKERSFIELD	L	19-25	83-112
Mar 24	Bakersfield	L	19-26	100-109
Mar 29	Santa Cruz	W	20-26	111-104
Mar 30	SANTA CRUZ	L	20-27	100-101
Apr 3	CANTON	W	21-27	114-109
Apr 5	Idaho	L	21-28	101-125
Apr 6	Idaho	L	21-29	91-113

* CAPS indicate Home Game

*Playoff
Records*



NBA D-LEAGUE

FINALS



PRESENTED BY

★ **BBVA** ★

2012

Los Angeles
D-FENDERS



INDIVIDUAL PLAYOFF RECORDS

D-FENDERS RECORDS

MINUTES PLAYED

47 - Elijah Millsap	at Austin	4/24/12
45 - Orien Greene	at Austin	4/24/12
43 - Elijah Millsap	Iowa	4/14/12
41 - Elijah Millsap	Bakersfield	4/21/12
41 - Coby Karl	at Idaho	4/18/08
41 - Brandon Wallace	Colorado	4/15/08

POINTS

34 - Elijah Millsap	at Bakersfield	4/19/12
33 - Elijah Millsap	at Austin	4/24/12
31 - Mardy Collins	Austin	4/28/12
26 - Elijah Millsap	Austin	4/28/12
25 - Jamario Moon	at Iowa	4/11/12
23 - Mardy Collins	Bakersfield	4/21/12
23 - Elijah Millsap	Bakersfield	4/21/12
23 - Jelani McCoy	at Idaho	4/18/08
22 - Errick Craven	Colorado	4/15/08

FIELD GOALS MADE

14 - Mardy Collins	Austin	4/28/12
12 - Elijah Millsap	at Bakersfield	4/19/12
10 - Mardy Collins	Bakersfield	4/21/12
9 - Jelani McCoy	at Idaho	4/18/08
9 - Errick Craven	Colorado	4/15/08
8 - Elijah Millsap	Austin	4/28/12
8 - Elijah Millsap	at Austin	4/24/12
8 - Malcolm Thomas	at Bakersfield	4/19/12
8 - Malcolm Thomas	at Iowa	4/11/12

FIELD GOALS ATTEMPTED

26 - Mardy Collins	Austin	4/28/12
23 - Elijah Millsap	at Bakersfield	4/19/12
21 - Elijah Millsap	Iowa	4/14/12
18 - Errick Craven	Colorado	4/15/08
17 - Elijah Millsap	at Austin	4/24/12
16 - Elijah Millsap	Austin	4/28/12
16 - Orien Greene	at Bakersfield	4/19/12
16 - Brandon Wallace	Colorado	4/15/08

FREE THROWS MADE

15 - Elijah Millsap	at Austin	4/24/12
11 - Malcolm Thomas	at Austin	4/24/12
9 - Elijah Millsap	Bakersfield	4/21/12
8 - Malcolm Thomas	Iowa	4/14/12
8 - Cecil Brown	Colorado	4/15/08
7 - Elijah Millsap	Austin	4/28/12
7 - Elijah Millsap	at Bakersfield	4/19/12
7 - Coby Karl	at Idaho	4/18/08

FREE THROWS ATTEMPTED

16 - Elijah Millsap	at Austin	4/24/12
12 - Malcolm Thomas	at Austin	4/24/12
10 - Malcolm Thomas	Austin	4/26/12
10 - Elijah Millsap	at Bakersfield	4/19/12
9 - Elijah Millsap	Bakersfield	4/21/12
8 - Mardy Collins	Austin	4/28/12
8 - Orien Greene	Austin	4/26/12
8 - Otis George	Iowa	4/14/12
8 - Malcolm Thomas	Iowa	4/14/12
8 - Jamario Moon	at Iowa	4/11/12
8 - Cecil Brown	Colorado	4/15/08
7 - Elijah Millsap	Austin	4/28/12
7 - Malcolm Thomas	Austin	4/28/12
7 - Coby Karl	at Idaho	4/18/08

3-POINT FIELD GOALS MADE

5 - Jamario Moon	at Iowa	4/11/12
4 - Orien Greene	Bakersfield	4/21/12
3 - Elijah Millsap	Austin	4/28/12
3 - Kareem Rush	Austin	4/28/12
3 - Andre Ingram	Bakersfield	4/21/12
3 - Elijah Millsap	at Bakersfield	4/19/12
3 - Coby Karl	at Idaho	4/18/08
3 - Brian Morrison	at Idaho	4/18/08

3-POINT FIELD GOALS ATTEMPTED

10 - Coby Karl	at Idaho	4/18/08
8 - Orien Greene	Bakersfield	4/21/12
7 - Elijah Millsap	at Bakersfield	4/19/12
7 - Jamario Moon	at Iowa	4/11/12
7 - Kareem Rush	Austin	4/28/12
6 - Elijah Millsap	Austin	4/28/12
6 - Orien Greene	Austin	4/26/12
6 - Andre Ingram	at Austin	4/24/12
6 - Elijah Millsap	Iowa	4/14/12
5 - Elijah Millsap	at Austin	4/24/12
5 - Kareem Rush	at Austin	4/24/12
5 - Andre Ingram	Bakersfield	4/21/12
5 - Coby Karl	Colorado	4/15/08

REBOUNDS

25 - Malcolm Thomas	at Austin	4/24/12
15 - Brandon Wallace	at Idaho	4/18/08
14 - Malcolm Thomas	Austin	4/26/12
14 - Malcolm Thomas	at Iowa	4/11/12
12 - Brandon Wallace	Colorado	4/15/08
11 - Malcolm Thomas	Austin	4/28/12
11 - Malcolm Thomas	Bakersfield	4/21/12
11 - Otis George	at Iowa	4/11/12

INDIVIDUAL PLAYOFF RECORDS



D-FENDERS RECORDS ...

ASSISTS

9 - Mardy Collins	Bakersfield	4/21/12
9 - Orien Greene	Bakersfield	4/21/12
8 - Errick Craven	Colorado	4/15/08
6 - Mardy Collins	Austin	4/28/12
6 - Orien Greene	Austin	4/26/12
6 - Orien Greene	Iowa	4/14/12
6 - Orien Greene	at Iowa	4/11/12
6 - Coby Karl	at Idaho	4/18/08

STEALS

8 - Wendell White	Colorado	4/15/08
6 - Orien Greene	at Austin	4/24/12
5 - Orien Green	at Bakersfield	4/19/12
5 - Orien Greene	Iowa	4/14/12
4 - Elijah Millsap	Bakersfield	4/21/12
4 - Elijah Millsap	at Bakersfield	4/19/12
4 - Coby Karl	at Idaho	4/18/08
4 - Errick Craven	Colorado	4/15/08

BLOCKS

4 - Jelani McCoy	at Idaho	4/18/08
3 - Brandon Wallace	at Idaho	4/18/08
3 - Brandon Wallace	Colorado	4/15/08

OPPONENT RECORDS

MINUTES PLAYED

45 - Ben Strong	at Iowa	4/11/12
41 - Moses Ehambe	Iowa	4/14/12
41 - Moses Ehambe	at Iowa	4/11/12
41 - Billy Thomas	Colorado	4/15/08
40 - Brad Wanamaker	Austin	4/28/12
39 - Justin Dentmon	Austin	4/28/12
39 - Randy Livingston	at Idaho	4/18/08

POINTS

30 - Justin Dentmon	Austin	4/28/12
28 - Juan Pattillo	at Bakersfield	4/19/12
27 - Ben Strong	at Iowa	4/11/12
26 - Justin Dentmon	Austin	4/26/12
26 - Julian Wright	Austin	4/26/12
23 - Terrance Woodbury	at Austin	4/24/12
22 - Moses Ehambe	at Iowa	4/11/12
21 - Eric Dawson	Austin	4/28/12
20 - Curtis Stinson	Iowa	4/14/12
20 - Luke Jackson	at Idaho	4/18/08
20 - Billy Thomas	Colorado	4/15/08

FIELD GOALS MADE

11 - Ben Strong	at Iowa	4/11/12
10 - Julian Wright	Austin	4/26/12
10 - Terrance Woodbury	at Austin	4/24/12
10 - Juan Pattillo	at Bakersfield	4/19/12
10 - Curtis Stinson	Iowa	4/14/12
9 - Eric Dawson	Austin	4/28/12
8 - Justin Dentmon	Austin	4/28/12
8 - Julian Wright	Austin	4/28/12
8 - Julian Wright	at Austin	4/24/12
7 - Mike Efevberha	Iowa	4/14/12
7 - Moses Ehambe	at Iowa	4/11/12
6 - Derrick Byars	Bakersfield	4/21/12
6 - Justin Dentmon	Austin	4/26/12
6 - Brad Wanamaker	Austin	4/26/12
6 - Billy Thomas	Colorado	4/15/08
5 - Randy Livingston	at Idaho	4/18/08
5 - Cory Violette	at Idaho	4/18/08
5 - Taurean Green	Colorado	4/15/08
5 - Roderick Riley	Colorado	4/15/08
5 - John Thomas	Colorado	4/15/08

FIELD GOALS ATTEMPTED

23 - Mike Efevberha	Iowa	4/14/12
19 - Terrance Woodbury	at Austin	4/24/12
18 - Julian Wright	Austin	4/26/12
16 - Justin Dentmon	Austin	4/28/12
16 - Ronald Murray	at Austin	4/24/12
16 - Curtis Stinson	Iowa	4/14/12
16 - Moses Ehambe	at Iowa	4/11/12
16 - Curtis Stinson	at Iowa	4/11/12
16 - Ben Strong	at Iowa	4/11/12
16 - Roberto Bergersen	at Idaho	4/18/08
16 - Cory Violette	at Idaho	4/18/08



INDIVIDUAL PLAYOFF RECORDS

OPPONENT RECORDS...

FREE THROWS MADE

12 - Justin Dentmon	Austin	4/26/12
12 - Jeremy Wise	at Bakersfield	4/19/12
12 - Luke Jackson	at Idaho	4/18/08
10 - Justin Dentmon	Austin	4/28/12
10 - Brad Wanamaker	Austin	4/28/12
9 - Ronald Murray	Austin	4/26/12
9 - Terrance Woodbury	Austin	4/26/12
8 - Mike Taylor	at Idaho	4/18/08

FREE THROWS ATTEMPTED

14 - Justin Dentmon	Austin	4/26/12
14 - Jeremy Wise	at Bakersfield	4/19/12
13 - Brad Wanamaker	Austin	4/28/12
11 - Justin Dentmon	Austin	4/28/12
12 - Luke Jackson	at Idaho	4/18/08
12 - Mike Taylor	at Idaho	4/18/08
10 - Ronald Murray	Austin	4/26/12
10 - Terrance Woodbury	Austin	4/26/12

3-POINT FIELD GOALS MADE

6 - Moses Ehambe	at Iowa	4/11/12
5 - Derrick Byars	Bakersfield	4/21/12
4 - Justin Dentmon	Austin	4/28/12
4 - Cardell Johnson	at Austin	4/24/12
3 - Ronald Murray	at Austin	4/24/12
3 - Adrian Thomas	at Bakersfield	4/19/12
3 - Taurean Green	Colorado	4/15/08
2 - Terrance Woodbury	Austin	4/28/12
2 - Justin Dentmon	Austin	4/26/12
2 - Justin Dentmon	at Austin	4/24/12
2 - Derrick Byars	at Bakersfield	4/19/12
2 - Mike Efevberha	Iowa	4/14/12
2 - Andrew Drevo	at Iowa	4/11/12
2 - Roberto Bergersen	at Idaho	4/18/08
2 - Mike Taylor	at Idaho	4/18/08
2 - Kaniel Dickens	Colorado	4/15/08
2 - Eddie Gill	Colorado	4/15/08

3-POINT FIELD GOALS ATTEMPTED

10 - Ronald Murray	at Austin	4/24/12
10 - Moses Ehambe	at Iowa	4/11/12
10 - Roberto Bergersen	at Idaho	4/18/08
9 - Justin Dentmon	Austin	4/28/12
9 - Justin Dentmon	at Austin	4/24/12
8 - Derrick Byars	Bakersfield	4/21/12
8 - Billy Thomas	Colorado	4/15/08

REBOUNDS

13 - Ben Strong	at Iowa	4/11/12
13 - Cory Violette	at Idaho	4/18/08
12 - Brian Butch	Bakersfield	4/21/12
12 - Doug Thomas	Iowa	4/14/12
11 - Julian Wright	Austin	4/26/12
11 - Terrance Woodbury	at Austin	4/24/12
11 - Juan Pattillo	Bakersfield	4/21/12
10 - Eric Dawson	Austin	4/28/12
10 - Andrew Drevo	at Iowa	4/11/12
10 - John Thomas	Colorado	4/15/08

ASSISTS

11 - Brandon Ewing	at Iowa	4/11/12
8 - Cory Joseph	at Austin	4/24/12
8 - Randy Livingston	at Idaho	4/18/08
8 - Eddie Gill	Colorado	4/15/08
7 - Curtis Stinson	Iowa	4/14/12
6 - Justin Dentmon	at Austin	4/24/12
6 - Andrew Drevo	Iowa	4/14/12

STEALS

4 - Brad Wanamaker	Austin	4/26/12
4 - Terrance Woodbury	Austin	4/26/12
3 - Justin Dentmon	Austin	4/28/12
3 - Brad Wanamaker	Austin	4/28/12
3 - Julian Wright	Austin	4/26/12
3 - Randy Livingston	at Idaho	4/18/08
3 - Eddie Gill	Colorado	4/15/08

BLOCKS

3 - Julian Wright	at Austin	4/24/12
3 - Juan Pattillo	at Bakersfield	4/19/12
3 - Jamie Vanderbeken	at Bakersfield	4/19/12
3 - Ben Strong	Iowa	4/14/12
3 - Cory Violette	at Idaho	4/18/08
2 - Julian Wright	Austin	4/26/12
1 - Multiple Times		

TEAM PLAYOFF RECORDS



D-FENDERS HIGHS

POINTS

114 at Iowa 4/11/12

FIELD GOALS MADE

44 vs. Bakersfield 4/21/12

FIELD GOALS ATTEMPTED

91 at Bakersfield 4/19/12

FIELD GOALS %

.571 vs. Bakersfield 4/21/12

FREE THROWS MADE

39 at Austin 4/24/12

FREE THROWS ATTEMPTED

50 at Austin 4/24/12

FREE THROW %

.826 at Bakersfield 4/19/12

3-POINT FIELD GOALS MADE

10 vs. Bakersfield 4/21/12

3-POINT FIELD GOALS ATTEMPTED

24 vs. Austin 4/26/12

3-POINT FIELD GOAL %

.526 vs. Bakersfield 4/21/12

REBOUNDS

62 vs. Austin 4/24/12

ASSISTS

29 vs. Bakersfield 4/21/12

STEALS

16 at Bakersfield 4/19/12

BLOCKS

7 at Idaho 4/18/08

TURNOVERS

24 vs. Austin 4/26/12

PERSONAL FOULS

32 vs. Austin 4/26/12

D-FENDERS LOWS

POINTS

89 vs. Iowa 4/14/12

FIELD GOALS MADE

30 vs. Iowa 4/14/12

FIELD GOALS ATTEMPTED

71 vs. Iowa 4/14/12

FIELD GOALS %

.405 at Austin 4/24/12

FREE THROWS MADE

11 vs. Bakersfield 4/21/12

FREE THROWS ATTEMPTED

16 at Idaho 4/18/08

FREE THROW %

.550 vs. Bakersfield 4/21/12

3-POINT FIELD GOALS MADE

2 vs. Colorado 4/15/08

3-POINT FIELD GOALS ATTEMPTED

15 vs. Colorado 4/15/08

3-POINT FIELD GOAL %

.133 vs. Colorado 4/15/08

REBOUNDS

33 vs. Iowa 4/14/12

ASSISTS

16 at Austin 4/24/12

STEALS

7 at Iowa 4/11/12

BLOCKS

4 at Bakersfield 4/19/12

4 vs. Iowa 4/11/12

TURNOVERS

13 vs. Austin 4/28/12

13 at Bakersfield 4/19/12

PERSONAL FOULS

15 vs. Iowa 4/14/12



PLAYOFF RESULTS

L.A. D-FENDERS 102, COLORADO 95

April 15, 2008

Staples Center (Los Angeles, CA)

Officials: James Williams, Eric Dalen, Brent Barnaky

2008 NBA D-LEAGUE QUARTERFINALS

	1	2	3	4	Final
Colorado	28	25	16	26	95
L.A. D-Fenders	28	19	24	31	102

Colorado 14ers

	Pos	Min	FGM-A	3PM-A	FTM-A	Off	Def	Reb	Ast	PF	Stl	TO	Blk	Pts
Kaniel Dickens	SF	33:28	4-13	2-7	3-4	0	7	7	5	2	1	2	1	13
John Thomas	PF	34:38	5-9	0-0	1-4	4	6	10	1	4	0	1	1	11
Roderick Riley	C	31:19	5-9	0-0	4-9	3	5	8	2	3	0	3	1	14
Billy Thomas	SG	41:09	6-15	1-8	7-8	2	4	6	0	4	0	4	0	20
Eddie Gill	PG	38:01	3-11	2-7	0-0	0	1	1	8	5	3	9	0	8
Taurean Green		20:08	5-8	3-3	3-4	1	2	3	1	3	1	3	0	16
Justin Cage		29:43	4-6	1-2	4-4	3	4	7	2	2	0	2	1	13
Eric Osmundson		11:34	0-2	0-1	0-0	0	1	1	0	1	0	1	0	0
Totals		240	32-73 43.8%	9-28 32.1%	22-33 66.7%	13	30	43	19	24	5	25	4	95
Total Reb: 43														

Los Angeles D-Fenders

	Pos	Min	FGM-A	3PM-A	FTM-A	Off	Def	Reb	Ast	PF	Stl	TO	Blk	Pts
Sean Banks	SF	21:54	5-10	0-1	1-2	2	2	4	2	2	0	4	0	11
Brandon Wallace	PF	40:35	7-16	1-3	1-2	3	9	12	1	1	1	2	3	16
Jelani McCoy	C	33:05	6-7	0-0	0-1	1	7	8	3	5	0	2	1	12
Coby Karl	SG	33:32	2-11	0-5	3-4	1	4	5	5	2	0	0	1	7
Errick Craven	PG	32:54	9-18	0-1	4-6	5	2	7	8	4	4	2	0	22
Cecil Brown		33:15	4-11	1-4	8-8	0	3	3	4	0	1	2	0	17
Wendell White		31:08	7-11	0-1	3-4	1	2	3	2	3	8	3	0	17
Darren Cooper		02:52	0-0	0-0	0-0	0	0	0	0	0	0	1	0	0
Abdoulaye N'Diaye		10:45	0-2	0-0	0-0	1	1	2	0	4	0	0	1	0
Totals		240	40-86 46.5%	2-15 13.3%	20-27 74.1%	14	30	44	25	21	14	16	6	102
Total Reb: 44														

PLAYOFF RESULTS



IDAHO 97, L.A. D-FENDERS 90

April 18, 2008

CenturyLink Arena Boise (Boise, ID)

Officials: Curtis Blair, Haywoode Workman, Marat Kogut

2008 NBA D-LEAGUE SEMIFINALS

	1	2	3	4	Final
L.A. D-Fenders	30	22	22	16	90
Idaho	29	27	19	22	97

Los Angeles D-Fenders

	Pos	Min	FGM-A	3PM-A	FTM-A	Off	Def	Reb	Ast	PF	Stl	TO	Blk	Pts
Wendell White	SF	30:43	4-12	0-1	0-0	3	4	7	3	4	1	1	0	8
Brandon Wallace	PF	33:12	4-9	0-0	0-0	2	13	15	2	2	0	3	3	8
Jelani McCoy	C	37:59	9-14	0-0	5-6	1	7	8	4	4	1	3	4	23
Coby Karl	SG	40:39	5-15	3-10	7-7	0	1	1	6	3	4	1	0	20
Errick Craven	PG	35:18	2-9	0-1	0-0	1	2	3	1	4	2	4	0	4
Cecil Brown		33:33	5-15	1-4	0-1	1	3	4	1	2	0	1	0	11
Brian Morrison		08:24	4-6	3-4	0-0	0	0	0	1	4	1	2	0	11
Darren Cooper		07:46	1-2	0-0	1-2	0	0	0	0	1	0	0	0	3
Abdoulaye N'Diaye		12:26	1-2	0-0	0-0	2	2	4	0	2	0	2	0	2
Totals		240	35-84	7-20	13-16	10	32	42	18	26	9	17	7	90
			41.7%	35.0%	81.3%	Total Reb: 42								

Idaho Stampede

	Pos	Min	FGM-A	3PM-A	FTM-A	Off	Def	Reb	Ast	PF	Stl	TO	Blk	Pts
Jason Ellis Starter	SF	34:47	4-9	0-0	2-2	8	1	9	1	3	1	1	1	10
Brent Petway	PF	23:46	2-3	0-1	2-2	0	1	1	0	0	1	1	1	6
Cory Violette	C	38:24	5-16	0-0	4-6	3	10	13	1	1	1	4	3	14
Roberto Bergersen	SG	22:41	4-16	2-10	4-4	0	3	3	2	2	2	1	0	14
Randy Livingston	PG	39:19	5-11	0-2	0-0	0	7	7	8	4	3	2	0	10
Luke Jackson		25:39	4-6	0-2	12-12	0	3	3	1	5	2	3	1	20
Mike Taylor		32:55	4-8	2-3	8-12	0	8	8	0	1	2	2	1	18
Josh McRoberts		22:29	2-5	0-0	1-2	2	7	9	2	0	1	2	0	5
Totals		240	30-74	4-18	33-40	13	40	53	15	16	13	16	7	97
			40.5%	22.2%	82.5%	Total Reb: 53								



PLAYOFF RESULTS

IOWA 103, L.A. D-FENDERS 114

April 11, 2012

Wells Fargo Arena (Des Moines, IA)

Officials: Lauren Holtkamp, CJ Washington, Ben Taylor

2012 NBA D-LEAGUE QUARTERFINALS

	1	2	3	4	Final
Iowa	12	29	29	33	103
L.A. D-Fenders	33	25	27	29	114

Iowa Energy

	Pos	Min	FGM-A	3PM-A	FTM-A	Off	Def	Reb	Ast	PF	Stl	TO	Blk	Pts
Moses Ehambe	SF	41:21	7-16	6-10	2-2	0	1	1	0	3	1	1	0	22
Andrew Drevo	PF	30:44	3-10	2-6	1-1	3	7	10	2	3	0	1	0	9
Ben Strong	C	44:51	11-16	0-0	5-5	5	8	13	1	4	0	0	0	27
Mike Efevberha	SG	34:06	5-17	1-5	4-4	0	2	2	3	1	2	1	1	15
Brandon Ewing	PG	28:02	3-8	0-2	1-2	2	1	3	11	4	0	3	0	7
Nick Murphy		12:42	1-1	0-0	5-6	1	1	2	2	1	2	2	0	7
Paul Harris		15:08	0-3	0-0	0-0	0	3	3	4	1	0	1	0	0
Curtis Stinson		19:29	6-16	0-0	1-1	0	3	3	2	6	0	3	0	13
Doug Thomas		13:33	1-4	0-0	1-1	3	4	7	0	2	1	0	0	3
Ravern Johnson		00:05	0-0	0-0	0-0	0	0	0	0	0	0	0	0	0
Totals		240	37-91	9-23	20-23	14	30	44	25	25	6	12	1	103
			40.7%	39.1%	90.9%	Tm Reb: 4								

Los Angeles D-Fenders

	Pos	Min	FGM-A	3PM-A	FTM-A	Off	Def	Reb	Ast	PF	Stl	TO	Blk	Pts
Jamario Moon	SF	38:43	7-11	5-7	6-8	0	5	5	3	3	1	1	0	25
Zach Andrews	PF	05:28	1-1	0-0	0-0	0	0	0	0	0	1	1	1	2
Otis George	C	32:33	5-9	0-0	4-5	1	10	11	0	2	0	2	0	14
Orien Greene	SG	27:02	5-9	1-2	1-2	1	3	4	6	4	2	0	0	12
Elijah Millsap	PG	33:26	6-13	1-4	4-4	1	4	5	2	3	1	2	0	17
Malcolm Thomas		35:56	8-13	0-0	2-4	3	11	14	4	1	1	3	2	18
Mardy Collins		31:08	5-7	1-1	1-3	0	1	1	4	3	1	4	0	12
Christian Eyenga		14:41	2-6	0-0	1-2	1	1	2	1	0	0	0	1	5
Andre Ingram		09:14	0-2	0-2	0-0	0	0	0	0	0	0	0	0	0
Brandon Costner		21:04	2-7	1-4	4-4	2	4	6	1	4	0	1	0	9
Kareem Rush	DNP - Coach's Decision													
Totals		240	41-78	9-20	23-32	9	39	48	21	20	7	14	4	114
			52.6%	45.0%	71.9%	Tm Reb: 6								

PLAYOFF RESULTS



L.A. D-FENDERS 89, IOWA 88

April 14, 2012

Toyota Sports Center (El Segundo, CA)

Officials: Tyler Ford, Matt Myers, Gerald Williams

2012 NBA D-LEAGUE SEMIFINALS

	1	2	3	4	Final
L.A. D-Fenders	25	26	22	16	89
Iowa	25	31	15	17	88

Los Angeles D-Fenders

	Pos	Min	FGM-A	3PM-A	FTM-A	Off	Def	Reb	Ast	PF	Stl	TO	Blk	Pts
Kareem Rush	SF	10:40	2-5	1-3	0-0	0	1	1	0	2	0	0	0	5
Otis George	PF	21:46	0-4	0-0	4-8	4	6	10	1	2	0	1	1	4
Zach Andrews	C	16:49	1-1	0-0	0-0	1	4	5	2	1	0	2	2	2
Elijah Millsap	SG	42:46	6-21	1-6	6-7	0	5	5	0	3	2	1	1	19
Orien Greene	PG	35:11	5-13	1-4	0-0	0	3	3	6	2	5	3	0	11
Christian Eyenga		14:34	2-2	1-1	2-2	0	2	2	0	1	0	2	1	7
Malcolm Thomas		31:17	5-8	0-0	8-8	2	1	3	1	1	1	3	0	18
Mardy Collins		28:26	6-10	0-0	1-4	1	1	2	5	1	0	1	0	13
Brandon Costner		15:26	1-5	1-2	0-4	0	1	1	2	2	1	1	1	3
Andre Ingram		23:05	2-2	1-1	2-2	0	1	1	0	0	0	0	0	7
Jamario Moon	NWT - Personal Reason													
Totals		240	30-71	6-17	23-35	8	25	33	17	15	9	14	6	89
			42.3%	35.3%	65.7%	Tm Reb: 11								

Iowa Energy

	Pos	Min	FGM-A	3PM-A	FTM-A	Off	Def	Reb	Ast	PF	Stl	TO	Blk	Pts
Moses Ehambe	SF	41:26	3-7	1-3	0-0	0	4	4	0	2	1	2	0	7
Andrew Drevo	PF	28:38	4-8	0-2	2-2	1	0	1	6	4	1	1	0	10
Ben Strong	C	29:54	6-7	0-0	0-0	0	7	7	1	5	0	1	3	12
Mike Efevberha	SG	30:58	7-23	2-5	3-3	2	4	6	3	3	1	6	0	19
Brandon Ewing	PG	18:52	0-2	0-0	0-0	0	4	4	4	3	0	1	0	0
Curtis Stinson		29:08	10-16	0-1	0-0	0	4	4	7	5	1	10	0	20
Nick Murphy		20:46	3-4	0-0	3-4	1	2	3	0	2	1	0	1	9
Michael Tveidt		14:55	1-3	1-2	0-0	0	1	1	1	0	0	1	0	3
Doug Thomas		25:23	3-4	0-0	2-3	3	9	12	0	4	0	0	0	8
Ravarn Johnson	DNP - Coach's Decision													
Totals		240	37-74	4-13	10-12	7	35	42	22	28	5	22	4	88
			50.0%	30.8%	83.3%	Tm Reb: 6								



PLAYOFF RESULTS

BAKERSFIELD 104, L.A. D-FENDERS 109

April 19, 2012

Jam Events Center (Bakersfield, CA)

Officials: Lauren Holtkamp, Scott Bolnick, Sir Allen Conner

2012 NBA D-LEAGUE SEMIFINALS

	1	2	3	4	Final
Bakersfield	26	30	20	28	104
L.A. D-Fenders	19	29	38	23	109

Bakersfield Jam

	Pos	Min	FGM-A	3PM-A	FTM-A	Off	Def	Reb	Ast	PF	Stl	TO	Blk	Pts
Renaldo Major	SF	26:51	4-7	0-0	3-3	1	2	3	0	1	0	4	0	11
Adam Koch	PF	23:33	1-2	0-0	0-2	3	3	6	1	1	2	3	1	2
Brian Butch	C	27:31	2-7	0-0	4-4	3	6	9	1	0	1	2	1	8
Derrick Byars	SG	30:21	3-7	2-5	0-0	1	2	3	1	1	1	3	0	8
Jeremy Wise	PG	34:06	3-11	1-3	12-14	0	1	1	5	4	0	1	0	19
Trey Johnson		27:22	3-12	0-0	7-9	0	4	4	5	2	1	0	0	13
Juan Pattillo		33:53	10-14	0-0	8-9	3	5	8	3	2	2	4	3	28
Jamie Vanderbeken		09:35	0-1	0-1	0-0	0	3	3	0	4	0	0	3	0
Travis Leslie		13:59	3-4	0-1	0-0	1	1	2	0	0	0	1	0	6
Adrian Thomas		12:48	3-4	3-4	0-0	0	0	0	1	2	0	0	1	9
Mustapha Farrakhan	DNP - Coach's Decision													
Totals		240	32-69	6-14	34-41	12	27	39	17	17	7	18	9	104
			46.4%	42.9%	82.9%	Tm Reb: 10								

Los Angeles D-Fenders

	Pos	Min	FGM-A	3PM-A	FTM-A	Off	Def	Reb	Ast	PF	Stl	TO	Blk	Pts
Kareem Rush	SF	27:08	2-5	1-3	2-2	0	1	1	1	4	2	0	0	7
Otis George	PF	14:27	1-2	0-0	0-0	0	3	3	2	2	0	1	0	2
Zach Andrews	C	19:18	2-4	0-0	1-1	2	2	4	1	2	2	1	2	5
Elijah Millsap	SG	37:49	12-23	3-7	7-10	2	5	7	5	4	4	3	0	34
Orien Greene	PG	38:11	7-16	2-4	2-2	4	6	10	5	2	5	0	0	18
Malcolm Thomas		39:34	8-15	1-2	4-4	4	4	8	1	4	3	2	1	21
Brandon Costner		07:34	0-5	0-2	1-2	1	1	2	0	1	0	2	0	1
Mardy Collins		31:19	7-14	0-1	0-0	2	2	4	4	4	0	3	0	14
Christian Eyenga		09:23	1-3	0-0	0-0	0	0	0	0	0	0	0	1	2
Andre Ingram		15:16	1-4	1-3	2-2	0	1	1	0	2	0	1	0	5
Jeremy Hazell	DNP - Coach's Decision													
Totals		240	41-91	8-22	19-23	15	25	40	19	25	16	13	4	109
			45.1%	36.4%	82.6%	Tm Reb: 9								

PLAYOFF RESULTS



L.A. D-FENDERS 109, BAKERSFIELD 90

April 21, 2012

Toyota Sports Center (El Segundo, CA)

Officials: CJ Washington, Garrick Shannon, Ben Taylor

2012 NBA D-LEAGUE SEMIFINALS

	1	2	3	4	Final
L.A. D-Fenders	19	33	25	32	109
Bakersfield	29	21	18	22	90

Los Angeles D-Fenders

	Pos	Min	FGM-A	3PM-A	FTM-A	Off	Def	Reb	Ast	PF	Stl	TO	Blk	Pts
Christian Eyenga	SF	09:49	0-1	0-0	0-0	1	0	1	1	0	0	1	0	0
Otis George	PF	28:41	7-10	0-0	0-0	1	3	4	1	2	1	1	1	14
Zach Andrews	C	19:33	3-4	0-0	0-0	1	6	7	0	2	0	0	1	6
Elijah Millsap	SG	40:59	6-13	2-4	9-9	0	5	5	3	2	4	4	0	23
Orien Greene	PG	33:59	6-14	4-8	0-2	0	3	3	9	4	3	3	0	16
Kareem Rush		15:55	0-2	0-1	0-0	0	1	1	2	1	0	2	0	0
Malcolm Thomas		28:45	6-8	0-0	0-3	4	7	11	2	5	1	3	1	12
Mardy Collins		32:04	10-15	1-1	2-5	2	3	5	9	2	4	4	1	23
Brandon Costner		08:10	2-3	0-0	0-0	1	2	3	1	2	0	0	1	4
Andre Ingram		22:05	4-7	3-5	0-1	0	1	1	1	1	1	1	0	11
Gary Flowers	DNP - Coach's Decision													
Totals		240	44-77	10-19	11-20	10	31	41	29	21	14	19	5	109
			57.1%	52.6%	55.0%	Tm Reb: 5								

Bakersfield Jam

	Pos	Min	FGM-A	3PM-A	FTM-A	Off	Def	Reb	Ast	PF	Stl	TO	Blk	Pts
Renaldo Major	SF	28:59	2-4	0-0	5-7	0	4	4	5	2	0	1	1	9
Adam Koch	PF	27:42	5-9	0-0	3-5	4	3	7	0	2	0	1	0	13
Brian Butch	C	30:53	4-11	0-5	4-4	4	8	12	1	0	0	1	1	12
Derrick Byars	SG	31:08	6-12	5-8	1-1	0	1	1	2	5	1	0	0	18
Jeremy Wise	PG	31:48	4-15	0-5	0-0	2	1	3	4	1	1	4	1	8
Juan Pattillo		27:28	4-8	0-0	2-4	2	9	11	2	1	2	3	1	10
Trey Johnson		25:10	3-10	1-2	3-5	0	0	0	3	2	1	2	0	10
Travis Leslie		17:06	2-5	0-0	1-2	2	1	3	2	1	0	4	0	5
Adrian Thomas		17:50	2-4	1-3	0-0	1	1	2	1	2	2	1	0	5
Mustapha Farrakhan		01:25	0-1	0-0	0-0	0	0	0	0	1	0	0	0	0
Jamie Vanderbeken		00:31	0-0	0-0	0-0	0	0	0	0	0	0	0	0	0
Totals		240	32-79	7-23	19-28	15	28	43	20	17	7	18	4	90
			40.5%	30.4%	67.9%	Tm Reb: 9								



PLAYOFF RESULTS

AUSTIN 101, L.A. D-FENDERS 109

April 24, 2012

Cedar Park Center (Cedar Park, TX)

Officials: Lauren Holtkamp, Steve Anderson, Matt Myers

2012 NBA D-LEAGUE FINALS

	1	2	3	4	OT	Final
Austin	18	24	24	27	8	104
L.A. D-Fenders	19	20	25	29	16	109

Austin Toros

	Pos	Min	FGM-A	3PM-A	FTM-A	Off	Def	Reb	Ast	PF	Stl	TO	Blk	Pts
Brad Wanamaker	SF	15:10	1-2	0-0	0-0	0	4	4	0	0	0	3	0	2
Julian Wright	PF	25:22	8-12	0-0	1-1	3	2	5	1	6	1	1	3	17
Eric Dawson	C	00:35	0-0	0-0	0-0	0	0	0	0	1	0	1	0	0
Justin Dentmon	SG	38:15	5-15	2-9	6-6	1	0	1	6	4	2	3	0	18
Cory Joseph	PG	36:22	3-10	1-4	7-9	0	4	4	8	5	1	3	1	14
Luke Zeller		37:41	2-7	0-2	0-0	1	5	6	0	4	1	0	1	4
Terrance Woodbury		36:02	10-19	1-4	2-3	3	8	11	1	5	0	1	0	23
Ronald Murray		37:51	3-16	3-10	2-2	1	7	8	1	5	1	2	0	11
Jamarr Sanders		02:03	0-0	0-0	0-0	0	0	0	0	0	0	0	0	0
D'Andre Bell		02:44	0-1	0-0	0-0	1	0	1	0	1	0	0	0	0
Cardell Johnson		22:55	4-7	4-5	0-0	0	2	2	2	2	2	2	0	12
Totals		240	36-89	11-34	18-21	10	32	42	19	33	8	16	5	101
			40.4%	32.4%	85.7%									Tm Reb: 1

Los Angeles D-Fenders

	Pos	Min	FGM-A	3PM-A	FTM-A	Off	Def	Reb	Ast	PF	Stl	TO	Blk	Pts
Christian Eyenga	SF	03:24	0-0	0-0	0-2	1	0	1	0	0	0	2	0	0
Zach Andrews	PF	15:28	1-2	0-0	0-0	1	3	4	0	2	1	0	2	2
Otis George	C	23:11	1-5	0-0	4-4	2	3	5	2	3	1	1	1	6
Orien Greene	SG	44:35	5-13	1-4	1-4	2	4	6	3	6	6	1	0	12
Elijah Millsap	PG	46:43	8-17	2-5	15-16	2	8	10	2	4	2	1	0	33
Mardy Collins		36:39	6-12	0-1	4-6	2	2	4	3	1	3	4	0	16
Malcolm Thomas		35:52	4-7	0-0	11-12	6	19	25	3	2	0	2	1	19
Andre Ingram		16:58	1-8	1-6	3-4	0	2	2	0	0	0	1	0	6
Brandon Costner		11:57	2-4	1-2	1-2	1	1	2	1	0	0	1	1	6
Kareem Rush		20:13	4-11	1-5	0-0	0	3	3	2	1	1	1	0	9
Gary Flowers		DNP - Coach's Decision												
Totals		240	32-79	6-23	39-50	17	45	62	16	19	14	14	5	109
			40.5%	26.1%	78.0%									Tm Reb: 9

PLAYOFF RESULTS



L.A. D-FENDERS 94, AUSTIN 113

April 26, 2012

Toyota Sports Center (El Segundo, CA)

Officials: Scott Bolnick, Sir Allen Conner, Brett Nansel

2012 NBA D-LEAGUE FINALS

	1	2	3	4	Final
L.A. D-Fenders	15	23	20	36	94
Austin	30	19	30	34	113

Los Angeles D-Fenders

	Pos	Min	FGM-A	3PM-A	FTM-A	Off	Def	Reb	Ast	PF	Stl	TO	Blk	Pts
Kareem Rush	SF	26:35	2-5	1-3	0-0	0	1	1	0	6	0	4	2	5
Otis George	PF	21:49	2-5	0-0	0-0	1	2	3	1	5	1	1	0	4
Zach Andrews	C	16:24	1-3	0-0	1-2	2	2	4	0	0	1	0	0	3
Elijah Millsap	SG	32:33	4-12	1-4	5-7	0	5	5	1	6	1	5	0	14
Orien Greene	PG	35:02	5-12	1-6	6-8	1	7	8	6	3	2	5	1	17
Mardy Collins		30:40	6-11	0-0	1-5	2	4	6	2	4	1	3	1	13
Malcolm Thomas		35:01	6-11	0-0	6-10	5	9	14	5	4	2	3	0	18
Andre Ingram		16:45	1-6	1-4	2-3	0	2	2	3	1	0	1	0	5
Brandon Costner		15:25	2-7	0-3	0-2	1	0	1	3	3	0	1	0	4
Gary Flowers		09:46	4-6	2-4	1-1	1	2	3	1	0	0	1	1	11
Totals		240	33-78	6-24	22-38	13	34	47	22	32	8	24	5	94
			42.3%	25.0%	57.9%	Tm Reb: 13								

Austin Toros

	Pos	Min	FGM-A	3PM-A	FTM-A	Off	Def	Reb	Ast	PF	Stl	TO	Blk	Pts
Terrance Woodbury	SF	38:02	4-13	0-4	9-10	0	4	4	4	3	4	1	0	17
Julian Wright	PF	35:29	10-18	0-0	6-8	3	8	11	1	2	3	1	2	26
Luke Zeller	C	22:52	0-6	0-2	0-0	1	4	5	0	6	1	0	1	0
Justin Dentmon	SG	32:38	6-10	2-6	12-14	1	3	4	5	3	1	3	0	26
Brad Wanamaker	PG	34:33	6-13	1-2	2-5	2	3	5	5	4	4	3	0	15
Ronald Murray		31:51	3-11	1-5	9-10	0	2	2	3	2	1	3	1	16
Cardell Johnson		25:29	3-7	1-2	2-2	0	2	2	3	0	1	4	0	9
Jamarr Sanders		17:28	2-2	0-0	0-0	2	0	2	1	3	2	1	0	4
D'Andre Bell		01:38	0-0	0-0	0-0	0	0	0	1	1	0	0	0	0
Eric Dawson	NWT - Coach's Decision													
Totals		240	34-80	5-21	40-49	9	26	35	23	24	17	16	4	113
			42.5%	23.8%	81.6%	Tm Reb: 21								



PLAYOFF RESULTS

L.A. D-FENDERS 110, AUSTIN 122

April 28, 2012

Toyota Sports Center (El Segundo, CA)

Officials: Steve Anderson, Brett Nansel, CJ Washington

2012 NBA D-LEAGUE FINALS

	1	2	3	4	Final
L.A. D-Fenders	31	29	28	22	110
Austin	37	30	27	28	122

Los Angeles D-Fenders

	Pos	Min	FGM-A	3PM-A	FTM-A	Off	Def	Reb	Ast	PF	Stl	TO	Blk	Pts
Kareem Rush	SF	32:26	4-9	3-7	1-1	1	1	2	1	3	2	0	0	12
Otis George	PF	26:05	2-5	0-0	3-4	0	3	3	1	3	0	0	0	7
Malcolm Thomas	C	35:35	6-9	0-0	5-7	4	7	11	1	3	0	1	2	17
Elijah Millsap	SG	38:00	8-16	3-6	7-7	2	5	7	3	2	2	4	0	26
Orien Greene	PG	27:39	3-7	1-2	1-1	2	2	4	4	6	1	3	2	8
Zach Andrews		08:03	0-1	0-0	0-0	0	1	1	0	1	1	0	0	0
Mardy Collins		39:12	14-26	0-1	3-8	1	4	5	6	5	1	2	0	31
Brandon Costner		10:02	2-4	0-2	2-3	0	1	1	0	4	0	1	0	6
Andre Ingram		18:23	1-5	1-4	0-0	0	0	0	2	1	0	1	0	3
Gary Flowers		04:36	0-1	0-0	0-0	1	1	1	0	0	1	1	0	0
Christian Eyenga	DNP - Coach's Decision													
Totals		240	40-83	8-22	22-31	11	25	36	18	28	8	13	4	110
			48.2%	36.4%	71.0%	Tm Reb: 9								

Austin Toros

	Pos	Min	FGM-A	3PM-A	FTM-A	Off	Def	Reb	Ast	PF	Stl	TO	Blk	Pts
Terrance Woodbury	SF	31:28	4-10	2-2	2-3	0	6	6	1	4	1	2	1	12
Julian Wright	PF	35:13	8-11	0-0	3-4	4	4	8	2	3	0	1	1	19
Eric Dawson	C	29:11	9-12	0-0	3-3	4	6	10	1	5	0	2	0	21
Justin Dentmon	SG	39:15	8-16	4-9	10-11	0	4	4	5	4	3	2	0	30
Brad Wanamaker	PG	39:30	4-11	0-0	10-13	2	4	6	5	3	3	1	1	18
Ronald Murray		28:12	3-10	1-6	6-7	0	3	3	3	3	0	4	0	13
Luke Zeller		09:07	2-4	0-1	0-0	0	1	1	1	4	0	0	0	4
Cardell Johnson		25:48	1-4	1-4	2-2	1	1	2	5	3	2	0	0	5
Jamarr Sanders		01:48	0-0	0-0	0-0	0	0	0	0	0	0	0	0	0
D'Andre Bell		00:27	0-0	0-0	0-0	0	0	0	0	0	0	0	0	0
Totals		240	39-78	8-22	36-43	11	29	40	23	29	8	12	3	122
			50.0%	36.4%	83.7%	Tm Reb: 13								

The Opponents





AUSTIN TOROS

NBA AFFILIATION: SAN ANTONIO SPURS

AUSTIN TOROS

12885 N. Highway 183, Suite 207
Austin, TX 78750
Tel: (512) 236-8333; Fax: (512) 236-8444
Arena: Cedar Park Center
Media Relations Contact: Perri Travillion
(ptravillion@austintoros.com)

ALL-TIME WIN / LOSS

	HOME	AWAY	NEUTRAL	OVERALL
D-FENDERS VS. TOROS	5-3	2-5	1-0	8-8

CURRENT STREAK

Lost 1

LAST HOME LOSS

2/17/09 (108-110)

MOST POINTS ALLOWED

115 at Austin, 1/29/10
115 vs. Austin, 3/28/08

CURRENT HOME STREAK

Won 5

LAST ROAD LOSS

3/15/13 (95-110)

FEWEST POINTS SCORED

90 at Austin, 12/27/08

CURRENT ROAD STREAK

Lost 1

LARGEST WINNING MARGIN

18 at Austin (105-87), 12/26/06

FEWEST POINTS ALLOWED

87 at Austin, 12/26/06

LAST HOME WIN

3/11/13 (104-101)

LARGEST LOSING MARGIN

16 at Austin (103-119), 1/28/10

HIGH INDIV. GAME (D-FENDERS)

33, Elijah Millsap vs. Austin, 3/15/13

LAST ROAD WIN

12/26/06 (105-87)

MOST POINTS SCORED

111 vs. Austin, 2/18/10
111 at Austin, 1/29/10

HIGH INDIV. GAME (TOROS)

30, Malik Hairston at Austin, 1/29/10

DATE	OPPONENT	W/L	BOX SCORE
12/23/06	at Austin	W	103-97
12/26/06	at Austin	W	105-87
1/12/07	Austin	L	97-108
1/17/08	at Austin *	W	97-88
3/28/08	Austin	L	108-115
12/27/08	at Austin	L	90-98
2/17/09	Austin	L	108-110
1/28/10	at Austin	L	103-119
1/29/10	at Austin	L	111-115
2/18/10	Austin	W	111-107
3/30/10	at Austin	L	94-101

DATE	OPPONENT	W/L	BOX SCORE
2/18/12	Austin	W	109-94
2/19/12	Austin	W	102-98
3/9/13	Austin	W	95-91
3/11/13	Austin	W	104-101
3/15/13	at Austin	L	95-110

* - Game Played in Boise, ID (2008 NBA D-League Showcase)

BAKERSFIELD JAM



NBA AFFILIATIONS: ATLANTA HAWKS, LA CLIPPERS, PHOENIX SUNS,
TORONTO RAPTORS, UTAH JAZZ

BAKERSFIELD JAM

1400 Norris Road
Bakersfield, CA 93308
Tel: (661) 615-6550; Fax: (661) 615-6555
Arena: Dignity Health Event Center
Media Relations Contact: William Aquije
(william@bakersfieldjam.com)

ALL-TIME WIN / LOSS

	HOME	AWAY	NEUTRAL	OVERALL
D-FENDERS VS. JAM	13-11	8-14	0-1	21-26

CURRENT STREAK

Lost 3

LAST HOME LOSS

3/23/13 (83-112)

MOST POINTS ALLOWED

122 at Bakersfield, 2/3/10

CURRENT HOME STREAK

Lost 1

LAST ROAD LOSS

3/24/13 (100-109)

FEWEST POINTS SCORED

86 vs. Bakersfield, 12/14/08
86 at Bakersfield, 12/29/06

CURRENT ROAD STREAK

Lost 7

LARGEST WINNING MARGIN

28 vs. Bakersfield (96-68), 12/17/11

FEWEST POINTS ALLOWED

68 vs. Bakersfield, 12/17/11

LAST HOME WIN

3/2/13 (114-99)

LARGEST LOSING MARGIN

29 vs. Bakersfield (83-112), 3/23/13

HIGH INDIV. GAME (D-FENDERS)

36, Brandon Costner at Bakersfield, 12/16/11

LAST ROAD WIN

1/20/12 (105-88)

MOST POINTS SCORED

125 at Bakersfield, 2/3/10

HIGH INDIV. GAME (JAM)

52, Ostris Eldridge at Bakersfield, 12/16/11

DATE	OPPONENT	W/L	BOX SCORE
11/26/06	at Bakersfield	W	90-84
11/28/06	Bakersfield	W	96-92
12/29/06	at Bakersfield	L	86-93
1/28/07	Bakersfield	W	119-97
2/20/07	at Bakersfield	L	91-105
3/25/07	Bakersfield	L	92-103
12/2/07	at Bakersfield	L	110-121
12/13/07	Bakersfield	W	115-105
12/16/07	Bakersfield	W	117-101
12/28/07	Bakersfield	L	119-121
12/29/07	at Bakersfield	W	114-110
3/12/08	at Bakersfield	W	98-85
3/21/08	Bakersfield	L	97-105
4/9/08	at Bakersfield	L	87-98
11/28/08	Bakersfield	L	90-116
12/3/08	at Bakersfield	W	108-105
12/14/08	Bakersfield	L	86-87
1/5/09	at Bakersfield *	L	87-90
2/26/09	Bakersfield	L	100-106
2/27/09	at Bakersfield	W	96-83
11/29/09	Bakersfield	W	87-82
12/9/09	Bakersfield	W	110-97
12/22/09	Bakersfield	W	105-102 (OT)
1/9/10	at Bakersfield	L	102-110

DATE	OPPONENT	W/L	BOX SCORE
1/16/10	at Bakersfield	W	103-96
2/2/10	at Bakersfield	L	100-102
2/3/10	at Bakersfield	W	125-122
3/2/10	Bakersfield	W	122-109
3/16/10	Bakersfield	L	112-117
12/16/11	at Bakersfield	L	112-117
12/17/11	Bakersfield	W	96-68
1/4/12	Bakersfield	W	104-94
1/20/12	at Bakersfield	W	105-88
1/21/12	Bakersfield	L	107-110
1/26/12	at Bakersfield	L	95-106
3/30/12	at Bakersfield	L	95-96
3/31/12	Bakersfield	W	93-87
12/4/12	at Bakersfield	L	95-109
1/11/13	at Bakersfield	L	104-117
1/12/13	Bakersfield	L	84-95
1/23/13	Bakersfield	L	101-107
1/30/13	Bakersfield	W	107-99
2/23/13	at Bakersfield	L	103-115
3/2/13	Bakersfield	W	114-99
3/3/13	at Bakersfield	L	98-111
3/23/13	Bakersfield	L	114-99
3/24/13	at Bakersfield	L	100-109

* - Game Played in Orem, UT (2009 NBA D-League Showcase)



CANTON CHARGE

NBA AFFILIATION: CLEVELAND CAVALIERS

CANTON CHARGE

1101 Market Avenue North
Canton, OH 44702
Tel: (330) 489-1701; Fax: (330) 489-1703
Arena: Canton Memorial Civic Center
Media Relations Contact: Sean Wyatt
(swyatt@cantoncharge.com)

ALL-TIME WIN / LOSS

	HOME	AWAY	NEUTRAL	OVERALL
D-FENDERS VS. CANTON	2-1	-	-	-
ALL-TIME TOTALS	6-5	3-4	-	9-9

CURRENT STREAK

Won 2

LAST HOME LOSS

1/28/12 (101-110)

MOST POINTS ALLOWED

116 vs. Albuquerque, 3/16/08

CURRENT HOME STREAK

Won 2

LAST ROAD LOSS

2/7/09 (97-107)

FEWEST POINTS SCORED

81 at Albuquerque, 1/19/07

CURRENT ROAD STREAK

Won 2

LARGEST WINNING MARGIN

40 vs. Canton (127-87), 1/30/12

FEWEST POINTS ALLOWED

80 vs. New Mexico, 12/29/09

LAST HOME WIN

4/3/13 (114-109)

LARGEST LOSING MARGIN

16 at Albuquerque (100-116), 3/16/08

HIGH INDIV. GAME (D-FENDERS)

33, Brian Chase vs. Albuquerque, 4/3/07

LAST ROAD WIN

3/13/10 (108-101)

MOST POINTS SCORED

127 vs. Canton, 1/30/12

HIGH INDIV. GAME (CHARGE)

42, Alando Tucker at New Mexico, 3/16/08

DATE	OPPONENT	W/L	BOX SCORE
1/19/07	at Albuquerque	L	81-91
1/20/07	at Albuquerque	W	112-104
1/22/07	Albuquerque	W	100-88
3/3/07	at Albuquerque	L	100-108
3/16/07	Albuquerque	L	89-95
4/3/07	Albuquerque	W	121-104
3/16/08	at Albuquerque	L	100-116
3/23/08	Albuquerque	W	112-107
1/16/09	Albuquerque	L	99-111
2/7/09	at Albuquerque	L	97-107

DATE	OPPONENT	W/L	BOX SCORE
11/28/09	at New Mexico	W	103-99
12/27/09	New Mexico	L	111-115
12/29/09	New Mexico	W	91-80
2/21/10	New Mexico	L	95-101
3/13/10	at New Mexico	W	108-101
1/28/12	Canton	L	101-110
1/30/12	Canton	W	127-87
4/3/13	Canton	W	114-109

ERIE BAYHAWKS

NBA AFFILIATION: NEW YORK KNICKS



ERIE BAYHAWKS

110 East 8th Street
Erie, PA 16501
Tel: (814) 790-5600; Fax: (814) 790-5608
Arena: Erie Insurance Arena
Media Relations Contact: Jason Vaughan
(jason.vaughan@nbaerie.com)

ALL-TIME WIN / LOSS

	HOME	AWAY	NEUTRAL	OVERALL
D-FENDERS VS. BAYHAWKS	2-23	1-1	-	3-4

CURRENT STREAK

Lost 1

LAST HOME LOSS

1/21/13 (94-97)

MOST POINTS ALLOWED

112 at Erie, 12/29/11

CURRENT HOME STREAK

Lost 1

LAST ROAD LOSS

3/29/09 (94-97 OT)

FEWEST POINTS SCORED

83 vs. Erie, 4/3/09

CURRENT ROAD STREAK

Won 1

LARGEST WINNING MARGIN

31 vs. Erie (138-107), 2/6/12

FEWEST POINTS ALLOWED

93 vs. Erie, 4/3/09

LAST HOME WIN

2/6/12 (138-107)

LARGEST LOSING MARGIN

13 vs. Erie (89-102), 1/7/10

HIGH INDIV. GAME (D-FENDERS)

35, Gerald Green vs. Erie, 2/6/12
35, Brandon Costner at Erie, 12/29/11

LAST ROAD WIN

12/29/11 (117-112)

MOST POINTS SCORED

138 vs. Erie, 2/6/12

HIGH INDIV. GAME (BAYHAWKS)

32, Chris Daniels at Erie, 12/29/11

DATE	OPPONENT	W/L	BOX SCORE
3/29/09	at Erie	L	94-97 (OT)
4/3/09	Erie	L	83-93
1/7/10	Erie	L	89-102
12/29/11	at Erie	W	117-112
2/4/12	Erie	W	113-94
2/6/12	Erie	W	138-107
1/21/13	Erie	L	94-97



FORT WAYNE MAD ANTS

NBA AFFILIATIONS: CHARLOTTE BOBCATS, DETROIT PISTONS, INDIANA PACERS,
MEMPHIS GRIZZLIES, MILWAUKEE BUCKS, ORLANDO MAGIC

FORT WAYNE MAD ANTS

1910 St. Joe Center Rd, Suite 61
Fort Wayne, IN 46825
Tel: (260) 469-4667; Fax: (260) 469-4674
Arena: Allen County War Memorial Coliseum
Media Relations Contact: Audrey Siebrase
(audrey@fortwaynehoops.com)

ALL-TIME WIN / LOSS

	HOME	AWAY	NEUTRAL	OVERALL
D-FENDERS VS. MAD ANTS	2-1	3-3	1-0	6-4

CURRENT STREAK

Won 1

LAST HOME LOSS

1/16/13 (102-104)

MOST POINTS ALLOWED

128 at Fort Wayne, 3/5/10

CURRENT HOME STREAK

Won 1

LAST ROAD LOSS

3/5/10 (108-128)

FEWEST POINTS SCORED

93 at Fort Wayne, 1/20/08

CURRENT ROAD STREAK

Won 2

LARGEST WINNING MARGIN

26 at Fort Wayne (117-91), 3/3/12

FEWEST POINTS ALLOWED

91 at Fort Wayne, 3/3/12

LAST HOME WIN

1/19/13 (113-106)

LARGEST LOSING MARGIN

20 at Fort Wayne (108-128), 3/5/10

HIGH INDIV. GAME (D-FENDERS)

32, Elijah Millsap vs. Fort Wayne, 1/19/13

LAST ROAD WIN

3/3/12 (117-91)

MOST POINTS SCORED

123 vs. Fort Wayne, 3/3/09

HIGH INDIV. GAME (MAD ANTS)

31, Luke Harangody vs. Fort Wayne, 1/19/13

DATE	OPPONENT	W/L	BOX SCORE
1/15/08	Fort Wayne *	W	110-97
1/20/08	at Fort Wayne	L	93-95
3/3/09	Fort Wayne	W	123-116
3/26/09	at Fort Wayne	L	99-110
3/4/10	at Fort Wayne	W	112-103
3/5/10	at Fort Wayne	L	108-128
12/30/11	at Fort Wayne	W	104-97
3/3/12	at Fort Wayne	W	117-91
1/16/13	Fort Wayne	L	102-104
1/19/13	Fort Wayne	W	113-106

* - Game Played in Boise, ID (2008 NBA D-League Showcase)

IDAHO STAMPEDE

NBA AFFILIATION: PORTLAND TRAIL BLAZERS



IDAHO STAMPEDE

233 South Capitol Blvd., Suite 100
Boise, ID 83702
Tel: (208) 388-4667; Fax: (208) 388-3845
Arena: CenturyLink Arena
Media Relations Contact: Travis Tate
(travis@idahostampede.com)

ALL-TIME WIN / LOSS

	HOME	AWAY	NEUTRAL	OVERALL
D-FENDERS VS. STAMPEDE	11-9	7-16	-	18-25

CURRENT STREAK

Lost 3

LAST HOME LOSS

3/20/13 (106-116)

MOST POINTS ALLOWED

125 at Idaho, 3/10/10
125 at Idaho, 4/5/13

CURRENT HOME STREAK

Lost 1

LAST ROAD LOSS

9/6/13 (91-113)

FEWEST POINTS SCORED

71 at Idaho, 2/3/07

CURRENT ROAD STREAK

Lost 2

LARGEST WINNING MARGIN

23 at Idaho (118-95), 2/9/08

FEWEST POINTS ALLOWED

72 at Idaho, 2/29/12

LAST HOME WIN

2/25/13 (107-94)

LARGEST LOSING MARGIN

26 at Idaho (88-114), 2/1/13

HIGH INDIV. GAME (D-FENDERS)

42, Brandon Costner vs. Idaho, 12/10/11
42, Sean Banks at Idaho, 2/9/08

LAST ROAD WIN

2/2/13 (100-92)

MOST POINTS SCORED

123 vs. Idaho, 12/13/09

HIGH INDIV. GAME (STAMPEDE)

31, Luke Jackson vs. Idaho, 1/27/09
31, Sundiata Gaines vs. Idaho, 12/11/09
31, Justin Holiday vs. Idaho, 2/25/13

DATE	OPPONENT	W/L	BOX SCORE
12/15/06	Idaho	L	86-96
1/7/07	Idaho	L	75-97
2/2/07	at Idaho	W	94-83
2/3/07	at Idaho	L	71-83
3/30/07	Idaho	W	98-95
4/14/07	at Idaho	L	83-90
11/27/07	Idaho	L	111-118
1/24/08	at Idaho	L	90-97
1/26/08	at Idaho	L	99-100
2/8/08	at Idaho	L	90-104
2/9/08	at Idaho	W	118-95
2/28/08	Idaho	L	90-93
3/2/08	Idaho	W	115-98
4/2/08	Idaho	W	105-100
12/12/08	Idaho	L	93-100
12/16/08	Idaho	L	81-92
1/27/09	Idaho	W	106-103 (OT)
1/30/09	at Idaho	L	107-112
1/31/09	at Idaho	W	86-78
3/13/09	at Idaho	L	100-111

12/11/09	Idaho	L	95-105
12/13/09	Idaho	W	123-112
2/20/10	at Idaho	L	103-106
3/10/10	at Idaho	L	119-125

DATE	OPPONENT	W/L	BOX SCORE
3/12/10	at Idaho	W	121-115 (OT)
4/2/10	at Idaho	L	99-122
4/3/10	at Idaho	L	101-114
12/10/11	Idaho	L	90-97
1/13/12	at Idaho	L	107-113
1/14/12	at Idaho	W	99-94
2/22/12	Idaho	W	121-102
2/29/12	at Idaho	W	94-72
3/1/12	at Idaho	L	93-101
3/12/12	Idaho	W	108-99
3/17/12	Idaho	W	106-105
11/28/12	Idaho	W	112-98
12/22/12	Idaho	W	98-94
2/1/13	at Idaho	L	88-114
2/2/13	at Idaho	W	100-92
2/25/13	Idaho	W	107-94
3/20/13	Idaho	L	106-116
4/5/13	at Idaho	L	101-125
4/6/13	at Idaho	L	91-113



IOWA ENERGY

NBA AFFILIATIONS: CHICAGO BULLS, DENVER NUGGETS, MINNESOTA TIMBERWOLVES
NEW ORLEANS PELICANS, WASHINGTON WIZARDS

IOWA ENERGY

730 3rd Street
Des Moines, Iowa 50309
Tel: (515) 564-8550; Fax: (515) 564-8551
Arena: Wells Fargo Arena
Media Relations Contacts: Randi Burrell
(rburrell@iowanba.com);
Chris Makris
(cmakris@iowanba.com)

ALL-TIME WIN / LOSS

	HOME	AWAY	NEUTRAL	OVERALL
D-FENDERS VS. ENERGY	2-1	3-2	1-0	6-2

CURRENT STREAK

Won 1

LAST HOME LOSS

2/16/10 (95-112)

MOST POINTS ALLOWED

124 at Iowa (OT), 4/1/09
112 vs. Iowa, 2/16/10

CURRENT HOME STREAK

Lost 1

LAST ROAD LOSS

12/29/12 (102-105)

FEWEST POINTS SCORED

87 at Iowa, 1/8/13

CURRENT ROAD STREAK

Lost 2

LARGEST WINNING MARGIN

16 at Iowa (95-79), 4/7/12

FEWEST POINTS ALLOWED

79 vs. Iowa, 4/7/12

LAST HOME WIN

3/19/09 (103-91)

LARGEST LOSING MARGIN

17 vs. Iowa (95-112), 2/16/10

HIGH INDIV. GAME (D-FENDERS)

30, Brian Chase vs. Iowa, 3/7/08

LAST ROAD WIN

4/7/12 (95-79)

MOST POINTS SCORED

130 at Iowa (OT), 4/1/09
104 at Iowa, 12/20/07

HIGH INDIV. GAME (ENERGY)

37, Othys Jeffers at Iowa, 4/1/09

DATE	OPPONENT	W/L	BOX SCORE
12/20/07	at Iowa	W	104-96
3/7/08	Iowa	W	99-91
3/19/09	Iowa	W	103-91
4/1/09	at Iowa	W	130-124 (OT)
2/16/10	Iowa	L	95-112
4/7/12	at Iowa	W	95-79
12/28/12	at Iowa	L	100-104
12/29/12	at Iowa	L	102-105
1/8/13	at Iowa	W	87-82*

* D-League Showcase

MAINE RED CLAWS

NBA AFFILIATION: BOSTON CELTICS



MAINE RED CLAWS

413 Congress Street
Portland, ME 04101
Tel: 207-210-6655; Fax: 207-210-6659
Arena: Portland Exposition Building
Media Relations Contact: Jana Spaulding
(jspaulding@maineredclaws.com)

ALL-TIME WIN / LOSS

	<u>HOME</u>	<u>AWAY</u>	<u>NEUTRAL</u>	<u>OVERALL</u>
D-FENDERS VS. RED CLAWS	-	1-1	1-0	2-1

CURRENT STREAK

Won 2

LAST HOME LOSS

n/a

MOST POINTS ALLOWED

113 at Maine, 1/4/10

CURRENT HOME STREAK

n/a

LAST ROAD LOSS

1/4/10 (111-113)

FEWEST POINTS SCORED

97 at Maine, 11/30/12

CURRENT ROAD STREAK

Won 1

LARGEST WINNING MARGIN

12 at Maine (106-94), 1/11/12 *

FEWEST POINTS ALLOWED

94 at Maine, 1/11/12 *
94 at Maine, 11/30/12

LAST HOME WIN

n/a

LARGEST LOSING MARGIN

2 at Maine (111-113), 1/4/10

HIGH INDIV. GAME (D-FENDERS)

34, Gerald Green at Maine, 1/11/12 *

LAST ROAD WIN

11/30/12 (97-94)

MOST POINTS SCORED

111 at Maine, 1/4/10

HIGH INDIV. GAME (RED CLAWS)

24, Jerome Randle at Maine, 1/11/12 *

<u>DATE</u>	<u>OPPONENT</u>	<u>W/L</u>	<u>BOX SCORE</u>
1/4/10	at Maine	L	111-113
1/11/12	at Maine *	W	106-94
11/30/12	at Maine	W	97-94

* - Game Played in Reno, NV (2012 NBA D-League Showcase)



RENO BIGHORNS

NBA AFFILIATIONS: SACRAMENTO KINGS

RENO BIGHORNS

9393 Gateway Dr., Suite BH
Reno, NV 89521
Tel: (775) 284-2622; Fax: (775) 853-1601
Arena: Reno Events Center
Media Relations Contact: Allison Beck
(abeck@renobighorns.com)

ALL-TIME WIN / LOSS

	HOME	AWAY	NEUTRAL	OVERALL
D-FENDERS VS. BIGHORNS	9-5	6-5	-	15-10

CURRENT STREAK

Lost 1

LAST HOME LOSS

11/30/11 (95-99)

MOST POINTS ALLOWED

125 at Reno, 3/1/09

CURRENT HOME STREAK

Won 6

LAST ROAD LOSS

3/21/13 (97-98)

FEWEST POINTS SCORED

79 vs. Reno, 12/4/09

CURRENT ROAD STREAK

Lost 1

LARGEST WINNING MARGIN

32 vs. Reno (135-103), 11/28/11

FEWEST POINTS ALLOWED

78 vs. Reno, 1/6/12

LAST HOME WIN

2/13/13 (115-89)

LARGEST LOSING MARGIN

22 vs. Reno (79-101), 12/4/09

HIGH INDIV. GAME (D-FENDERS)

38, Brandon Heath at Reno, 1/11/09

LAST ROAD WIN

2/22/13 (117-108)

MOST POINTS SCORED

135 vs. Reno, 11/28/11

HIGH INDIV. GAME (BIGHORNS)

37, Blake Ahearn at Reno, 2/11/12

DATE	OPPONENT	W/L	BOX SCORE
11/30/08	Reno	L	96-103
1/11/09	at Reno	L	97-106
1/13/09	at Reno	L	114-119
1/22/09	Reno	W	119-109
3/1/09	at Reno	L	115-125
4/9/09	Reno	W	114-92
12/4/09	Reno	L	79-101
12/5/09	at Reno	W	117-111 (OT)
3/23/10	Reno	L	101-114
3/24/10	Reno	L	100-117

DATE	OPPONENT	W/L	BOX SCORE
11/28/11	Reno	W	135-103
11/30/11	Reno	L	95-99
1/6/12	at Reno	W	109-78
1/7/12	Reno	W	102-101
2/10/12	at Reno	W	108-101
2/11/12	at Reno	W	120-116
3/28/12	Reno	W	117-89
4/4/12	Reno	W	111-98
12/13/12	Reno	W	113-102
12/15/12	Reno	W	134-124 (3OT)
2/8/13	at Reno	W	95-90
2/10/13	at Reno	L	86-93
2/13/13	Reno	W	115-89
2/22/13	at Reno	W	117-108
3/21/13	at Reno	L	97-98

RIO GRANDE VALLEY VIPERS

NBA AFFILIATION: HOUSTON ROCKETS



RIO GRANDE VALLEY VIPERS

4500 North 10th Street, Suite 315
McAllen, TX 78504
Tel: (956) 972-1144; Fax: (956) 972-1150
Arena: State Farm Arena
Media Relations Contact: Bianca Cantu
(bcantu@rgvipers.com)

ALL-TIME WIN / LOSS

	HOME	AWAY	NEUTRAL	OVERALL
D-FENDERS VS. VIPERS	4-2	2-6	-	6-8

CURRENT STREAK

Lost 2

LAST HOME LOSS

1/7/13 (104-127)

MOST POINTS ALLOWED

134 at Rio Grande Valley, 3/16/13

CURRENT HOME STREAK

Lost 1

LAST ROAD LOSS

3/16/13 (119-134)

FEWEST POINTS SCORED

95 at Rio Grande Valley, 3/27/10

CURRENT ROAD STREAK

Lost 1

LARGEST WINNING MARGIN

18 vs. Rio Grande Valley (108-90), 2/20/09

FEWEST POINTS ALLOWED

89 at Rio Grande Valley, 3/22/12

LAST HOME WIN

12/7/11 (117-113)

LARGEST LOSING MARGIN

23 vs. Rio Grande Valley (104-127), 1/7/13

HIGH INDIV. GAME (D-FENDERS)

29, Sean Banks at Rio Grande Valley, 2/17/08

LAST ROAD WIN

3/23/12 (105-94)

MOST POINTS SCORED

132 vs. Rio Grande Valley, 12/5/11

HIGH INDIV. GAME (VIPERS)

39, Desmon Farmer at Rio Grande Valley, 2/17/08

DATE	OPPONENT	W/L	BOX SCORE
11/29/07	Rio Grande Valley	W	123-111
2/17/08	at Rio Grande Valley	L	109-116
12/26/08	at Rio Grande Valley	L	96-102
2/20/09	Rio Grande Valley	W	108-90
1/3/10	Rio Grande Valley	L	101-108 (OT)
1/31/10	at Rio Grande Valley	L	110-112
3/26/10	at Rio Grande Valley	L	95-110
3/27/10	at Rio Grande Valley	L	117-120

DATE	OPPONENT	W/L	BOX SCORE
12/5/11	Rio Grande Valley	W	132-126
12/7/11	Rio Grande Valley	W	117-113
3/22/12	at Rio Grande Valley	W	96-89
3/23/12	at Rio Grande Valley	W	105-94
1/7/13	Rio Grande Valley	L	104-127
3/16/13	at Rio Grande Valley	L	119-134



SANTA CRUZ WARRIORS

NBA AFFILIATION: GOLDEN STATE WARRIORS

SANTA CRUZ WARRIORS

903 Pacific Ave., Suite 101
Santa Cruz, CA 95060
Tel: (831) 713-4400; Fax: (831) 466-3201
Arena: Kaiser Permanente Arena
Media Relations Contact: Matt de Nesnera
(mdenesnera@santacruzbasketball.com)

ALL-TIME WIN / LOSS

	HOME	AWAY	NEUTRAL	OVERALL
D-FENDERS VS. WARRIORS	0-3	1-2	-	1-5
D-FENDERS VS. WIZARDS	3-1	3-6	-	6-7

CURRENT STREAK

Lost 1

LAST HOME LOSS

3/30/13 (100-101)

MOST POINTS ALLOWED

117 at Dakota, 1/22/10

CURRENT HOME STREAK

Lost 3

LAST ROAD LOSS

2/20/13 (92-98)

FEWEST POINTS SCORED

74 at Santa Cruz, 1/18/13

CURRENT ROAD STREAK

Won 1

LARGEST WINNING MARGIN

28 vs. Dakota (121-93), 1/4/08

FEWEST POINTS ALLOWED

82 at Santa Cruz, 1/18/13

LAST HOME WIN

3/10/12 (99-98)

LARGEST LOSING MARGIN

20 at Dakota (97-117), 1/22/10

HIGH INDIV. GAME (D-FENDERS)

30, Brandon Costner at Dakota, 11/26/11

LAST ROAD WIN

3/29/13 (111-104)

MOST POINTS SCORED

121 vs. Dakota, 1/4/08

HIGH INDIV. GAME (WIZARDS)

31, Maurice Baker at Dakota, 11/26/11

HIGH INDIV. GAME (WARRIORS)


31, Jeremy Tyler vs. Santa Cruz, 3/30/13

DATE	OPPONENT	W/L	BOX SCORE
12/19/06	at Dakota	W	96-91
1/5/07	Dakota	L	101-103
2/6/07	at Dakota	L	96-105
1/4/08	Dakota	W	121-93
1/22/08	at Dakota	L	96-98
12/22/08	at Dakota	W	100-96
1/2/09	Dakota	W	106-101
1/22/10	at Dakota	L	97-117
1/24/10	at Dakota	L	95-114
3/7/10	at Dakota	L	102-104

DATE	OPPONENT	W/L	BOX SCORE
11/25/11	at Dakota	W	86-84
11/26/11	at Dakota	L	97-98
3/10/12	Dakota	W	99-98
12/7/12	Santa Cruz	L	92-93
12/8/12	Santa Cruz	L	93-99
1/18/13	at Santa Cruz	L	74-82
2/20/13	at Santa Cruz	L	92-98
3/29/13	at Santa Cruz	W	111-104
3/30/13	Santa Cruz	L	100-101

SIoux FALLS SKYFORCE

NBA AFFILIATIONS: MIAMI HEAT



SIoux FALLS SKYFORCE

2131 South Minnesota Ave
Sioux Falls, SD 57105
Tel: (605) 332-0605; Fax: (605) 332-2305
Arena: Sioux Falls Arena
Media Relations Contact: Brett Hansen
(brett@skyforceonline.com)

ALL-TIME WIN / LOSS

	HOME	AWAY	NEUTRAL	OVERALL
D-FENDERS VS. SKYFORCE	2-3	4-2	-	6-5

CURRENT STREAK

Lost 1

LAST HOME LOSS

1/5/13 (92-104)

MOST POINTS ALLOWED

104 vs. Sioux Falls, 1/5/13

CURRENT HOME STREAK

Lost 2

LAST ROAD LOSS

12/19/08 (92-98)

FEWEST POINTS SCORED

74 at Sioux Falls, 2/10/07

CURRENT ROAD STREAK

Won 2

LARGEST WINNING MARGIN

11 at Sioux Falls (107-96), 12/2/11
11 at Sioux Falls (97-86), 12/22/07

FEWEST POINTS ALLOWED

86 at Sioux Falls, 12/22/07

LAST HOME WIN

1/13/08 (98-94)

LARGEST LOSING MARGIN

17 at Sioux Falls (74-91), 2/10/07

HIGH INDIV. GAME (D-FENDERS)

34, Brandon Costner at Sioux Falls, 12/3/11

LAST ROAD WIN

12/3/11 (94-92)

MOST POINTS SCORED

107 at Sioux Falls, 12/2/11

HIGH INDIV. GAME (SKYFORCE)

30, Elton Nesbitt vs. Sioux Falls, 1/13/08
30, Frank Williams at Sioux Falls, 2/9/07

DATE	OPPONENT	W/L	BOX SCORE
12/4/06	Sioux Falls	W	94-87
12/6/06	Sioux Falls	L	90-98
2/9/07	at Sioux Falls	W	104-94
2/10/07	at Sioux Falls	L	74-91
12/22/07	at Sioux Falls	W	97-86
1/13/08	Sioux Falls	W	98-94
12/19/08	at Sioux Falls	L	92-98
3/17/09	Sioux Falls	L	89-92
12/2/11	at Sioux Falls	W	107-96
12/3/11	at Sioux Falls	W	94-92
1/5/13	Sioux Falls	L	92-104



SPRINGFIELD ARMOR

NBA AFFILIATION: BROOKLYN NETS

SPRINGFIELD ARMOR

1 Monarch Place, Suite 220
Springfield, MA 01144
Tel: (413) 746-3263; Fax: (413) 746-3262
Arena: MassMutual Center
Media Relations Contact: Eli Pearlstein
(epearlstein@armorhoops.com)

ALL-TIME WIN / LOSS

	HOME	AWAY	NEUTRAL	OVERALL
D-FENDERS VS. SPRINGFIELD	1-0	0-1	1-0	2-1
ALL-TIME TOTALS	8-3	5-6	1-0	14-9

CURRENT STREAK

Lost 1

LAST HOME LOSS

1/25/09 (91-103)

MOST POINTS ALLOWED

113 at Anaheim (OT), 4/7/07
110 vs. Anaheim, 3/30/08

CURRENT HOME STREAK

Won 1

LAST ROAD LOSS

12/2/12 (89-98)

FEWEST POINTS SCORED

79 at Anaheim, 4/6/07

CURRENT ROAD STREAK

Lost 2

LARGEST WINNING MARGIN

19 vs. Anaheim (104-85), 4/12/07
19 at Anaheim (106-87), 11/24/06

FEWEST POINTS ALLOWED

76 vs. Anaheim, 12/10/08

LAST HOME WIN

3/9/10 (98-88)

LARGEST LOSING MARGIN

18 at Anaheim (79-97), 4/6/07

HIGH INDIV. GAME (D-FENDERS)

38, Sean Banks at Anaheim, 4/5/08

LAST ROAD WIN

2/21/09 (116-104)

MOST POINTS SCORED

116 at Anaheim, 2/21/09

HIGH INDIV. GAME (ARMOR)

33, James White at Anaheim, 2/21/09
33, Kendrick Brown at Anaheim, 3/7/09

DATE	OPPONENT	W/L	BOX SCORE
11/24/06	at Anaheim	W	106-87
3/2/07	Anaheim	W	99-89
4/1/07	Anaheim	L	109-101
4/6/07	at Anaheim	L	79-97
4/7/07	at Anaheim	L	111-113 (OT)
4/12/07	Anaheim	W	104-85
12/1/07	at Anaheim	W	99-95
1/11/08	at Anaheim	W	103-91
2/1/08	at Anaheim	W	107-102
2/26/08	Anaheim	W	88-80
3/9/08	Anaheim	W	98-91
3/30/08	Anaheim	W	111-110
4/5/08	at Anaheim	L	106-109(OT)
4/11/08	Anaheim	L	101-109

DATE	OPPONENT	W/L	BOX SCORE
12/10/08	Anaheim	W	90-76
1/24/09	at Anaheim	L	87-99
1/25/09	Anaheim	L	91-103
2/21/09	at Anaheim	W	116-104
3/6/09	Anaheim	W	108-103 (OT)
3/7/09	at Anaheim	L	95-97
3/9/10	Springfield	W	98-88
1/9/12	Springfield *	W	97-82
12/2/12	at Springfield	L	89-98

* - Game Played in Reno, NV (2012 NBA D-League Showcase)

TEXAS LEGENDS

NBA AFFILIATION: DALLAS MAVERICKS



TEXAS LEGENDS

2601 Avenue of the Stars, Suite 300
Frisco, TX 75034
Tel: (214) 469-0822; Fax: (214) 469-0823
Arena: Dr. Pepper Arena
Media Relations Contact: Kyle Judkins
(kjudkins@texlegends.com)

ALL-TIME WIN / LOSS

	HOME	AWAY	NEUTRAL	OVERALL
D-FENDERS VS. LEGENDS	2-0	1-2	-	3-2
ALL-TIME TOTALS	3-2	2-3	0-1	7-8

CURRENT STREAK

Won 1

LAST HOME LOSS

1/26/07 (95-103)

MOST POINTS ALLOWED

114 at Colorado, 3/10/07
114 at Colorado, 3/9/07

CURRENT HOME STREAK

Won 3

LAST ROAD LOSS

12/23/12 (91-108)

FEWEST POINTS SCORED

84 vs. Colorado, 12/10/06

CURRENT ROAD STREAK

Won 1

LARGEST WINNING MARGIN

21 vs. Colorado (125-104), 2/9/09

FEWEST POINTS ALLOWED

90 vs. Colorado, 3/26/08

LAST HOME WIN

12/12/11 (104-92)

LARGEST LOSING MARGIN

29 vs. Colorado (84-113), 12/10/06

HIGH INDIV. GAME (D-FENDERS)

43, Dwayne Mitchell vs. Colorado, 2/9/09

LAST ROAD WIN

4/6/12 (104-100)

MOST POINTS SCORED

125 vs. Colorado, 2/9/09

HIGH INDIV. GAME (LEGENDS)

31, Chris Roberts at Texas, 12/23/11

DATE	OPPONENT	W/L	BOX SCORE
12/1/06	at Colorado	L	100-112
12/10/06	Colorado	L	84-113
1/16/07	Colorado*	L	85-103
1/26/07	Colorado	L	95-103
3/9/07	at Colorado	L	103-114
3/10/07	at Colorado	L	96-114
3/14/08	at Colorado	W	99-96
3/26/08	Colorado	W	101-90
2/9/09	Colorado	W	125-104
3/15/09	at Colorado	W	111-107

DATE	OPPONENT	W/L	BOX SCORE
12/12/11	Texas	W	104-92
12/21/11	at Texas	L	108-112
12/23/11	at Texas	L	91-108
4/6/12	at Texas	W	104-100
3/6/13	Texas	W	99-86

* - Game Played in Sioux Falls, SD (2007 NBA D-League Showcase)



TULSA 66ERS

NBA AFFILIATION: OKLAHOMA CITY THUNDER

TULSA 66ERS

10425 South 82nd East Avenue, Suite 105
Tulsa, OK 74133
Tel: (918) 585-8444; Fax: (918) 398-6930
Arena: SpiritBank Event Center
Media Relations Contact: Ben Coldagelli
(bcoldagelli@tulsa66ers.com)

ALL-TIME WIN / LOSS

	HOME	AWAY	NEUTRAL	OVERALL
D-FENDERS VS. 66ERS	5-3	2-3	-	7-6

CURRENT STREAK

Won 2

LAST HOME LOSS

2/10/10 (90-102)

MOST POINTS ALLOWED

108 vs. Tulsa, 3/13/13

CURRENT HOME STREAK

Won 2

LAST ROAD LOSS

1/25/13 (84-107)

FEWEST POINTS SCORED

84 at Tulsa, 1/25/13

CURRENT ROAD STREAK

Won 1

LARGEST WINNING MARGIN

14 at Tulsa (113-99), 2/15/07

FEWEST POINTS ALLOWED

77 vs. Tulsa, 12/8/06

LAST HOME WIN

3/13/13 (110-108)

LARGEST LOSING MARGIN

23 at Tulsa (84-107), 1/25/13

HIGH INDIV. GAME (D-FENDERS)

31, Gerald Green vs. Tulsa, 2/8/12
31, Sean Banks at Tulsa, 2/14/08

LAST ROAD WIN

1/26/13 (109-100)

MOST POINTS SCORED

114 vs. Tulsa, 2/15/07

HIGH INDIV. GAME (66ERS)

30, Jeremy Lamb at Tulsa, 1/25/13

DATE	OPPONENT	W/L	BOX SCORE
12/8/06	Tulsa	W	90-77
2/15/07	Tulsa	W	114-106
3/7/07	at Tulsa	L	96-103
2/14/08	at Tulsa	W	113-99
2/19/08	Tulsa	W	104-100
12/7/08	Tulsa	L	97-101 (OT)
3/21/09	at Tulsa	L	97-98
2/8/10	Tulsa	L	100-101
2/10/10	Tulsa	L	90-102
2/8/12	Tulsa	W	110-98

DATE	OPPONENT	W/L	BOX SCORE
1/25/13	at Tulsa	L	84-107
1/26/13	at Tulsa	W	109-100
3/13/13	Tulsa	W	110-108

Media & General Info





MEDIA GUIDELINES / GENERAL INFO

MEDIA CREDENTIALS

All requests should be submitted in writing (on company letterhead) and faxed to the D-Fenders Public Relations Department (310) 426-6105 at least 24 HOURS PRIOR to the game you wish to cover (3:00pm on Friday for weekend games).

Please make certain all requests for credentials are confirmed by the PR department prior to arriving at Toyota Sports Center.

Credentials can be picked up at will call, located at the main entrance to the Toyota Sports Center, adjacent to the hockey rinks. Proper identification is required to pick up all media credentials. Credentials must be visibly worn at all times and are non-transferable.

MEDIA PARKING

Media parking is available free of charge in the Toyota Sports Center general lot located at the front of the facility.

DIRECTIONS TO TOYOTA SPORTS CENTER

From 405 Freeway: Take 105 Freeway West. Exit on Nash. Take Nash three blocks south of Imperial Hwy. to 555 N. Nash Street. Toyota Sports Center will be on the west (right) side of the street.

PRE & POSTGAME INTERVIEWS

In accordance with NBA D-League policy, both the D-Fenders and visiting locker rooms will be open to media members for a 45 minute period prior to game time (5:30 - 6:15 for a 7:00 pm game) and after approximately 15 minutes following the conclusion of the game. Players and coaches are available for interviews at those times. Only working members of the media with valid credentials will be admitted to the locker rooms.

ABSOLUTELY NO AUTOGRAPHS ALLOWED DURING MEDIA ACCESS PERIOD.

GAME NOTES & STATISTICS

Game notes, rosters, etc. are available in the press room 2 ½ hours prior to game time. Statistics for each quarter and half will be available to the working media following each quarter and at half-time. Postgame statistics are distributed as quickly as possible following the game.

PHOTOGRAPHERS

Limited space is available for still photographers along each baseline, with exact locations to be determined on game day.

ABSOLUTELY NO TRIPODS ALLOWED.

Photographers must stay in their designated areas, and are asked to be considerate of print media and fans directly in their viewing area.

PRACTICE POLICY

The D-Fenders will conduct practices at Toyota Sports Center, located at 555 N. Nash Street in El Segundo, CA. Approximately the final 30 minutes of each practice will be open to the media, with players and coaches available for brief interviews immediately following each practice. Please contact the D-Fenders Public Relations Department to confirm practice times, sites and availability of players and coaches.

BROADCAST

Select games will be broadcast on Time Warner Cable Sportsnet. Fans can also follow their favorite teams and prospects all season by streaming games live for free via the NBA D-League's YouTube channel and through a YouTube video player on NBA.com.

FINGERTIP INFORMATION

Mailing Address

Los Angeles D-Fenders
555 North Nash Street
El Segundo, CA 90245

Internet Address

www.nba.com/dleague/losangeles

Social Media

Twitter: @DFenders
Facebook: www.facebook.com/ladfenders

Telephone

(310) 343-3100

Home Court

Toyota Sports Center (capacity: 365)

Team Colors

Purple and Gold

Group & Season Tickets Contact

Benny Garcia
(310) 426-6043 or bgarcia@d-fenders.com

TOYOTA SPORTS CENTER



On April 28, 1999, the Los Angeles Lakers and the NHL's Los Angeles Kings officially "broke ground" on the new \$24 million Toyota Sports Center. Located at 555 N. Nash Street in El Segundo, the sports center is built on a six-acre site which is part of the Grand Avenue Corporate Center. The sports center includes a basketball court, a pro shop, three public ice rinks and a restaurant as well as locker rooms, training facilities and office spaces for the Lakers, D-Fenders and Kings.

The state-of-the-art training facilities at the disposal of the teams and support staff include a weight room that boasts over 10,000 pounds of equipment. The York performance series equipment is specifically designed and customized for use by larger athletes. Also contained within the weight room are Olympic lifting platforms, the latest balance training equipment and a vast array of cardiovascular equipment.

In addition to the main court and two side courts, the Lakers/D-Fenders basketball court boasts a plyometric area, the first of its kind built into the basketball floor to help enhance the jumping ability and explosiveness of team members. Other amenities include a therapy pool for the rehabilitation of injuries as well as cardiovascular exercise, a steam room, a nutrition and supplement station and a theater-style viewing room which the players and coaching staff use to watch video and conduct meetings.

Designed by the Drezner group of Los Angeles, the facility became the home of the Lakers players and staff in February of 2000.



NOTES

108