



SALT LAKE



2011 Media Guide



**DEREK JETER**  
1995 TRIPLE-A ALL-STAR



**CARL CRAWFORD**  
2002 TRIPLE-A ALL-STAR



**HOWARD KENDRICK**  
2006 TRIPLE-A ALL-STAR  
SALT LAKE BEES



**ALFONSO SORIANO**  
2000 TRIPLE-A ALL-STAR



# WHO WILL BE THE NEXT BIG LEAGUE STAR?



PRESENTED BY

ZIONS BANK

WCF

WEDNESDAY, JULY 13, 2011



PRESENTED BY



MONDAY, JULY 11, 2011

Get your tickets to the 2011 Triple-A All-Star Game  
at Spring Mobile Ballpark. Don't miss out on your  
chance to secure the best seats in the house for  
**UTAH'S BIGGEST EVENT THIS SUMMER!**

**801-325-BASE(2273)**







<b>PAGE 4-5</b>	Media Information
<b>PAGE 6</b>	Gail Miller, Owner, Chairman of the Board
<b>PAGE 7</b>	Greg Miller, Chief Executive Officer
<b>PAGE 8</b>	Randy Rigby, President
<b>PAGE 9</b>	Jim Olson, Senior Vice President of Sales and Marketing
<b>PAGE 10</b>	Marc Amicone, Vice President/General Manager
<b>PAGE 11-13</b>	Front Office
<b>PAGE 15</b>	Bees on the Airwaves
<b>PAGE 16</b>	Spring Mobile Ballpark
<b>PAGE 17</b>	Team Information and Awards
<b>PAGE 18-19</b>	Coaching Staff
<b>PAGE 20-50</b>	Players
<b>PAGE 52-71</b>	2010 Season
<b>PAGE 72-108</b>	Salt Lake Franchise Records
<b>PAGE 109-126</b>	All-Time Salt Lake Stats
<b>PAGE 127-130</b>	Year by Year, Opening Day
<b>PAGE 131</b>	Last Time It Happened
<b>PAGE 132-133</b>	Notable Former Salt Lake Players
<b>PAGE 134-135</b>	Bees in the Community
<b>PAGE 136-137</b>	History
<b>PAGE 139</b>	Pacific Coast League Information
<b>PAGE 140-169</b>	Pacific Coast League Teams
<b>PAGE 170</b>	Angels Information
<b>PAGE 171-175</b>	Angels Minor League Affiliates
<b>PAGE 176-177</b>	Medical Glossary
<b>PAGE 178-179</b>	MiLB Transaction Glossary
<b>PAGE 180</b>	Baseball Calculations

## TRIPLE-A AFFILIATE OF THE LOS ANGELES ANGELS OF ANAHEIM



<b>EDITORS</b>	Hannah Lee and Steve Klauke
<b>ART DIRECTION</b>	Jamie Harris, Saxton   Horne Advertising   Media Services
<b>EDITORIAL ASSISTANCE</b>	Linda Luchetti and the Los Angeles Angels of Anaheim Communications Department
<b>PHOTOGRAPHY</b>	Brent Asay and Minor League Baseball
<b>PRINTING</b>	Peczuh Printing



## Front Office



### **Gail Miller, Owner, Chairman of the Board**

Gail Miller, wife of the late Larry H. Miller, is owner of the Larry H. Miller Group of Companies and Chairman of the Board. Her many accomplishments and civic service include overseeing the Larry H. and Gail Miller Family Foundation, serving on the Board of Trustees of Salt Lake Community College as Vice Chair and is a member of the Presidents

Action Committee of United Way of Salt Lake. She was named The Salt Lake Tribune's Most Influential Sports Figure in Utah for 2009.

In 1979, Gail and Larry Miller launched their own business with the purchase of Larry H. Miller Toyota in Murray, Utah. From this start as a single-dealership operation, they have grown their business over the past 30 years into one of the largest privately-owned group of companies in the nation.

Gail enjoys spending time with her five children, 23 grandchildren and two great grandchildren. Her hobbies include reading, crocheting and journaling. She is also interested in genealogy and promoting healthy lifestyle choices. In addition to focusing on her family, she finds fulfillment in providing civic, church and community service.



### **Greg Miller, Chief Executive Officer, Larry H. Miller Group of Companies**

As chief executive officer of the Larry H. Miller Group of Companies, Greg Miller oversees all automotive, sports and entertainment, and real estate divisions. These holdings include 41 automotive dealerships and one motorcycle dealership located throughout six Western states; credit, insurance and advertising agencies; two professional sports teams (Utah Jazz and Salt Lake Bees); a motorsports park and an arena; an independent television station; a catering company; a sports apparel retail chain; movie theaters; and an office complex.

Miller assumed his current position in July 2008 but has worked in the family business since 1979, when his father, Larry H. Miller, purchased

his first auto dealership – a Toyota store located in Murray, Utah. Miller, who was 13 at the time, began his career by sweeping floors and working in the parts department. Since then, the group has expanded into one of the nation's 200 largest privately-owned companies.

Miller has over 30 years experience working in a variety of positions that enabled him to learn the family business firsthand. During that time, he focused on areas ranging from finance to minor league hockey. His previous business endeavors include: starting up Performance Automotive, which provides chemicals, printing and specialty products to auto dealerships; managing several large construction projects; and serving as general manager of Toyota, Honda and Ford dealerships.

Miller has served on the boards of several philanthropic organizations.

During his teens, Miller developed an interest and appreciation of cars that continues today. He still owns his first automobile, a 1965 Mustang fastback.

Miller has three brothers and one sister, and is the oldest child of Larry H. and Gail Miller. He is married to Heidi Black Miller. They are the parents of six children (three sons and three daughters), and have two grandchildren. Their family resides in Sandy, Utah.

## Front Office



## Front Office



### **Randy Rigby, President and Chief Operating Officer, Larry H. Miller Sports & Entertainment**

Starting with the Utah Jazz in 1986, Randy Rigby currently serves as president and chief operating officer of the Utah Jazz and LHM Sports & Entertainment Group. In that capacity, Rigby sets the strategic goals for the organization and analyzes future growth opportunities. On a day-to-day basis, he leads the senior management team responsible for overseeing the Utah Jazz, Salt Lake Bees, EnergySolutions Arena, Miller Motorsports Park, KJZZ-TV, 1320 KFAN, All-Star Catering, Fanzz retail sports apparel stores and the Megaplex Theatres. He also sits on the advisory board for the LHM Group of Companies and is a member of the NBA Team Advisory Committee.

Rigby's vision and direction has resulted in high definition broadcasts of Jazz games, increased exposure for multiple Utah-based sports organizations as well as local high school sports, securing the major name rights agreements for EnergySolutions Arena as well as significant capital improvements to the arena and Spring Mobile Ballpark. Rigby leads his team by exhibiting his philosophy of being passionate, caring and having fun.

Rigby previously served as senior vice president of sales, broadcasting and chief marketing officer for Larry H. Miller Sports & Entertainment, in addition to General Manager of KJZZ-TV.

Rigby came to the Jazz from CFS Financial Corp. where he worked for three years as senior vice president. He is a 1979 graduate of Brigham Young University (BYU), where he earned a degree in business management with a special emphasis in finance and marketing. He serves on various boards in the Salt Lake area Salt Lake Chamber of Commerce, Utah Chapter of the American Lung Association and Rising Star Outreach. Rigby was also recently invited to join the President's Advisory Council of the United Way of Salt Lake (UWSL) as a select community leader and is a member of the Hale Centre Theatre's Board of Trustees.

Randy and his wife, Sandra, have been married 32 years. They have four daughters, one son and six grandchildren. The couple resides in Farmington, Utah. In his spare time, he enjoys scuba diving, golf and taking his family fly-fishing.

## Front Office



### **Jim Olson, Senior Vice President of Sales and Marketing**

Now in his 17th year with Larry H. Miller Sports & Entertainment, Jim Olson enters his fourth season as senior vice president of sales and marketing after being promoted to the position on September 5, 2007. In his current capacity, Olson oversees the Salt Lake Bees and is responsible for ticket, suite and VIP sales and services, the Jazz 100 Club, game operations, guest services, building security and marketing for the Jazz and EnergySolutions Arena.

Olson originally joined the Jazz in 1994 as the phone center ticket manager before being promoted to director of tickets and the arena ticket manager in 1996. His duties included responsibility for the Jazz sales staff and arena box office operations and sales. In June of 2003, he was promoted to vice president of ticket sales, where his responsibilities

expanded to overseeing all Jazz ticket sales, the Jazz season ticket office, the Jazz 100 Club, suite and VIP sales and services, the Jr. Jazz program, arena ticket sales, and later, responsibility for ticket and suite sales for the Salt Lake Bees after they were acquired by LHM Sports and Entertainment Group of Companies in 2005. Olson served in the vice president role until his promotion to his current position.

A native of Salt Lake City, Olson graduated from the University of Utah with a bachelor's degree in communications. While at the University of Utah, he worked in the athletic department spending time in both the ticket office and sports information department. Following the University of Utah, he attended Northeastern University in Boston where he received a master's degree in sports and recreation management. As part of his education, he worked in conjunction with the Boston Celtics, New England Patriots and the Boston Bruins doing research analysis for their marketing efforts. Following graduation, he returned to Utah and was hired by the Jazz.

Olson is active in the community, having served on the Board of Jr. Achievement and has been a recent chair for the Salt Lake Chamber's Business to Business Expo. He and his wife, Suzi, have four children – Madi, Jon, Abe and Lily and reside in Salt Lake City.



## Front Office



### Marc Amicone, Vice President/ General Manager

Marc Amicone enters his seventh season as the vice president/general manager of the Salt Lake Bees in 2011. In his current role, Amicone is responsible for all aspects of the team's day-to-day operations.

In 2005, Amicone's first year in his current position, he was an integral part of the organization's name change from the Salt Lake Stingers to the Salt Lake Bees, which included securing naming permission from the Single-A Burlington Bees.

The 2006 season saw Amicone guide the Bees to the team's most successful year under the ownership of Larry H. Miller, winning a Pacific North Division title while also seeing an increase in overall attendance and ticket sales. The Bees followed suit in 2007, claiming

a second consecutive division title. Capturing a third consecutive division title in 2008, the Bees exceeded the 500,000 mark in fan attendance at Spring Mobile Ballpark, a first for the club since the 2000 season.

Prior to the 2009 season, Amicone led the franchise in securing a multi-year ballpark naming rights sponsorship with Spring Mobile Communications. Following the ballpark name change to Spring Mobile Ballpark and under Amicone's direction, the team announced midseason that the ballpark and Salt Lake City will host the 2011 Triple-A All-Star Game. The club once again topped the half-million mark in total fan attendance in 2010.

Before joining the Larry H. Miller group, Amicone served as the assistant athletics director for marketing at the University of Utah for 16 years. His duties included negotiating and maintaining the athletic department's radio and television contracts and the sales and maintenance of sponsorships. Additionally, Amicone supervised the men's and women's swimming, golf and baseball teams.

Amicone earned a bachelor's degree in commercial recreation management and a master's degree in sports management at the University of Utah. He also played baseball at the school from 1976-79. His wife, Mary Kay, is currently the head softball coach at Salt Lake Community College. The couple has two sons, Trevor and Derek, and reside in Sandy, Utah.

## Front Office



**JUDY ADAMS**  
Director of  
Corporate Travel



**CHRIS BAUM**  
Senior VP of  
Broadcasting



**JIM BELL**  
VP of Public Safety



**GRANT HARRISON**  
VP of Game Operations  
& Promotions



**ROBERT HYDE**  
Executive VP,  
Chief Financial Officer



**CLAY JENSEN**  
VP of Ticket Sales



**NATHAN KENYON**  
VP of Finance



**LINDA LUCHETTI**  
Senior VP of  
Communications



**CRAIG SANDERS**  
VP of Marketing



**MIKE SNARR**  
Senior VP of  
Strategic Partnerships



**MARK STEDMAN**  
VP of Food Services



**GREG TANNER**  
VP of Corporate  
Partnerships



**ROBERT TINGEY**  
General Counsel



## Front Office



**BRENT ASAY**  
Team Photographer



**KEVIN ASAY**  
Grounds Crew



**RYAN BASS**  
Ticket and Group  
Sales Executive



**TYLER BEAUCHAMP**  
Ticket & Group  
Sales Executive



**WES BROWN**  
Senior Sponsorship  
Account Executive



**DENNIS CARTER**  
Ticket & Group  
Sales Executive



**VINCE COSTANZO**  
Ticket & Group  
Sales Executive



**DAVE DALTON**  
Food & Beverage  
Director



**SUE DONE**  
Concessions Director



**CHANCE FESSLER**  
Director of Game  
Operations



**RYAN HEINER**  
Grounds Crew



**DANI HIGHAM**  
Guest Services  
Director



**BRANDT HOFFMAN**  
Ticket & Group  
Sales Executive



**BRAD JACOWAY**  
Group Sales Manager

## Front Office



**STEVE KLAUKE**  
Team Broadcaster



**HANNAH LEE**  
Communications  
Manager



**NATE MARTINEZ**  
Youth Programs  
Coordinator



**CHRIS MCILLESE**  
Sponsorship Account  
Executive



**DR. CRAIG MCQUEEN**  
Team Physician



**MYLES MELENDEZ**  
Ticket & Group  
Sales Executive



**STEPHEN NORD**  
Ticket & Group  
Sales Executive



**JARED OLSON**  
Head Groundskeeper



**CASEY PATTERSON**  
Director of Ticket  
Sales & Service



**BRIAN PRUTCH**  
Director of  
Sponsorship Sales



**ELI RICE**  
Clubhouse Manager



**KELLY ROONEY**  
Account Manager/  
Assistant to the GM



**LAURA RUSSELL**  
Box Office Manager



**MCKAY SMITH**  
Controller



**JACK STAHL**  
Commissary Manager





**Rich Thompson**  
2010 PCL All-Star

## Bees on the Airwaves

### Radio

All 144 Bees games will be broadcast live and in their entirety on KJQS 1230 AM, while select games will also be simulcast on KFAN 1320 AM. Steve Klauke returns for his 18th season behind the microphone, providing play-by-play coverage for all home and road games. Bees games can also be heard online at [www.slbees.com](http://www.slbees.com).



### Steve Klauke, Team Broadcaster

Klauke, the only "voice" in franchise history, is set to begin his 18th season as the team's play-by-play broadcaster. Entering the 2011 season, Klauke has been at the mic for 2,481 of the club's 2,490 regular season and postseason games dating back to Salt Lake's first game on April 9, 1994 in Vancouver.

Klauke came to Salt Lake City from Aurora, Illinois in 1991 to be a part of the daily sports talk program on KISN 570, as well as Jazz Talk before and after every Utah Jazz basketball game. In a vote of his peers, he was named the 1995 Utah Sportscaster of the Year. He was a part of the worldwide radio broadcast of the 1996 Triple-A All Star Game at Spring Mobile Ballpark. In 1997, Steve was inducted into the Utah Softball Hall of Fame for his hundreds of broadcasts of men's fastpitch softball.

Making his major league play-by-play debut in September 2004, Klauke worked with former Salt Lake Gulls broadcaster Jerry Howarth on a pair of Toronto Blue Jays games at Anaheim. He subbed for legendary Utah Jazz announcer Hot Rod Hundley on four occasions, and has also broadcast a road game in 2005 for the New Orleans Hornets radio network. Klauke filled in on KLAA AM 830, flagship station of the Los Angeles Angels of Anaheim, for his first broadcast for the Angels on March 21, 2009. Over the last few years, he has also filled in on play-by-play of several Weber State football and basketball games and this past fall, Klauke substituted on play-by-play for four University of Utah basketball games.

Klauke has also called over three dozen Utah Grizzlies hockey games and over 1,500 Illinois, South Carolina, Wisconsin and Utah high school, junior college and NCAA Division III football, basketball and baseball games. Since 2007-08, he has broadcast several high school football and basketball games on KJZZ-TV. For the team's first two seasons, Klauke handled the play-by-play duties on the NBA Futurecasts for the D-League's Utah Flash home games.

Steve and his wife, Sue, live in Sandy, Utah and are the parents of two children, Adam, a 2010 graduate of the University of Utah, and Lisa, who is currently a student there.





# Spring Mobile Ballpark



Built in record time and with features reminiscent of the classic, old-time ballparks, Spring Mobile Ballpark (Franklin Quest Field from 1994-2000, Franklin Covey Field from 2000-2008) opened in April of 1994, beginning an exciting new era of professional baseball in Utah.

## Construction

The late Larry H. Miller, anxious to bring professional baseball back to Utah after a lengthy hiatus, teamed with then-owner Joe Buzas to make a new ballpark in Salt Lake City a reality. Miller would act as project manager in conjunction with construction manager Sahara Construction and numerous subcontractors and consultants to set a new standard for both speed and quality. Funding would come from a variety of sources, Salt Lake City and its Redevelopment Agency (\$12 million), Salt Lake County (\$2.5 million), the State of Utah (\$1.8 million), the Delores Dore Eccles Foundation, Larry H. Miller and the banking community of Salt Lake. But before Spring Mobile Ballpark could be built, Derks Field, a mainstay in Utah baseball, would have to be demolished. Due to new stadium requirements imposed by the professional baseball agreement the old stadium and playing field would have to be removed. Demolition began in May of 1993 and the new stadium was dedicated on April 9, 1994. The first game played at Spring Mobile Ballpark was on April 11, 1994 against the Edmonton Trappers.

## The View

Well known for its scenic view of the Wasatch Mountains, Spring Mobile Ballpark features seating that curves towards the playing field to enhance site lines for every seat. The suite level is one of the closest upper decks in the nation, offering fans the amenities of comfort without sacrificing proximity to the field of play. The outfield is asymmetrical (345' left-field foul line,

## Facts and Figures:

SEATING CAPACITY: 15,500

YEAR OPENED: 1994

PLAYING SURFACE: Natural

ELEVATION AT HOME PLATE: 4,229 feet  
above sea level

HOME PLATE TO BACKSTOP: 60'

CENTERFIELD BATTER'S EYE: 80' by 40'

LIGHT TOWERS: 130' above playing surface

## Outfield Dimensions:

Left Field Line 345', Left Center 385',

Center Field 420', Right Center 375',

20' from Right Field Line 345',

Right Field Line 315', Outfield Wall 10' high

386' left-center alley, 420' center field, 373' right center alley and a 315' right field line). Right field has a short homerun porch and bullpens are on the field, directly in front of the fans.

## A Sense of History

Artists Paul Heath and Willy Littig created a series of glass panels, located at the top of Spring Mobile Ballpark's four exterior towers, to offer a visual narration of professional baseball in Utah. They travel from randomly scheduled games by the Red Stockings and the Deserets in the late 1800s, through the eras of Municipal Park and Derks Field, to the beginning of the Buzz.

Proposals for the stadium art project were requested from local artists by the Salt Lake Arts Council as a part of the city's "Percent for Art" policy that had been in effect since the 1970s. It assures that a portion of the money spent on capital projects is used for the inclusion of art. The two winning artists title their work "Lanterns of Salt Lake Baseball History." Heath took responsibility for most of the design after researching professional baseball history along the Wasatch Front. Together they cut the stencils and Littig took over control of turning the stencils into the finished etched glass.

Each panel represents teams, players, managers, owners, reporters and broadcasters who have played a part in Salt Lake's baseball culture. Among those found are Dick "Dr. Strangelove" Stuart, Art Teece, Dick Hall, Enid Cosgriff, the Red Stockings, Bill Howard, John Derks, and Phil Knuckles. One memorable feat depicted is that of "Poosh'um up" Tony Lazzeri, the future Hall of Famer who hit 60 homeruns for the Bees during the 1925 season, two years before Babe Ruth hit 60 for the Yankees. Another feat that is recognized in glass is the 29-game winning streak of the 1987 Salt Lake Trappers of the Pioneer League.

# Salt Lake Bees



## Salt Lake Bees

Triple-A Affiliate of the Los Angeles Angels  
of Anaheim (since 2001)

Pacific Coast League (since 1994)

Pacific North Division

2010 Record: 73-71, second place in Pacific North Division

## 2010 Award Winners

Outfielder Peter Bourjos –

PCL Rookie of the Year

PCL Player of the Week (July 5-11, July 19-25)

Topps Player of the Month for July

Angels Minor League Player of the Month for July

PCL Postseason All-Star

RHP Tyler Chatwood –

Angels Minor League Pitcher of the Year

Catcher Hank Conger –

Named to U.S. Team for All-Star Futures Game

All-Star Futures Game MVP

Outfielder Nick Gorneault –

PCL Player of the Week (August 9-15)

RHP Rich Thompson –

PCL Midseason All-Star

Infielder Mark Trumbo –

Angels Minor League Player of the Year

PCL Midseason and Postseason All-Star

Angels Minor League Player of the Month for August





## Coaching Staff



### Keith Johnson - Manager

Keith Johnson enters his first season as manager of the Bees and his eighth season in the Angels organization in 2011. He becomes the Salt Lake franchise's first former player to manage the club, having played during 2002 and 2003 in Salt Lake.

Prior to joining the Bees, Johnson served a two-year managerial stint with the Single-A Rancho Cucamonga Quakes (2009-10) and one season at the helm of the Single-A Cedar Rapids Kernels (2008). He has compiled a 211-207 (.505) record while also leading his teams into the playoffs all three seasons.

Johnson has also served as hitting coach at three different levels for the Angels (Double-A Arkansas 2006-07, Short-Season Orem 2005 and Mesa of the Arizona League 2004).

The 39-year-old former infielder enjoyed an 12-year professional playing career including stints with the Los Angeles Dodgers (1992-1998, 2001), Arizona Diamondbacks (1999) and Anaheim Angels (2000, 2002-2003). In 1,265 minor league games, he hit .264 with 118 home runs and 600 RBI. He made his major league debut with the Angels on April 17, 2000 versus Toronto as a pinch-runner and defensive replacement. Johnson spent both the 2002 and 2003 seasons in Salt Lake, totaling a .283 average with 26 home runs and 120 RBI. He retired from playing following the 2003 season.

Johnson was originally drafted by the Dodgers in the fourth round of the 1992 draft out of University of Pacific (Stockton, Calif.) where he majored in sports medicine and played three seasons for the UOP baseball team. He prepped at Hanford High (Calif.) where he played baseball (infielder), basketball (guard) and football (quarterback), graduating in 1992. Johnson is a native of Hanford, Calif. and currently resides in Park City, Utah with his wife Malena and their four children.

### Managerial Record

YEAR	CLUB	LEAGUE	WON	LOST	PCT.	FINISH
2008	Cedar Rapids	Midwest	72	66	.522	Fifth/Second*
2009	R. Cucamonga	California	61	79	.436	Fourth/T-Third*
2010	R. Cucamonga	California	78	62	.557	Second/First*
<b>TOTALS (3 SEASONS)</b>			<b>211</b>	<b>207</b>	<b>.505</b>	

\*Reached Playoffs



### Jim Eppard - Hitting Coach

Jim Eppard is returning for his ninth season in both the Angels organization, and with the Salt Lake Bees. Previously, he spent eight seasons with the Colorado Rockies' minor league system, including five as a manager and three seasons as the hitting coach for the Colorado Springs Sky Sox. Under Eppard, the Sky Sox never finished lower than sixth in the PCL in batting average (sixth in 2002, second in 2001, and third in 2000).

With Eppard's direction in 2010, Mark Trumbo led all of Triple-A in home runs (36) and Peter Bourjos set PCL records for hits and runs scored in July. In addition, two Bees players ranked in the

**18 sibeas.com**

top five in home runs in 2009. In 2008, the Bees finished sixth in the league in batting average at .285, fifth in home runs (168), and fourth in the league in total hits (1426). Salt Lake owned a .289 batting average in 2007, finishing fourth in the PCL. In 2006, the team was second in the PCL in runs scored (798).

Eppard played professional baseball for 12 years, including four at the major league level with the California Angels and Toronto Blue Jays. He won minor league batting titles in 1982, 1985, 1987 and 1990. In 1987, while with Edmonton, Eppard led the PCL with a .341 batting average.

He and his wife LouAnn, are the parents of one daughter, Hannah, and reside in Rapid City, South Dakota.

## Coaching Staff



### Erik Bennett - Pitching Coach

Erik Bennett, entering his 16th season with the Angels organization, begins his fourth season with the Salt Lake Bees in 2011. The former major league pitcher began his coaching career as the pitching coach for the Single-A Rancho Cucamonga Quakes in 1997. Since then, he has served as the pitching coach for the Single-A Cedar Rapids Kernels and for the Double-A Arkansas Travelers in 2007 prior to joining the Bees.

Selected by the Angels in the fourth round of the 1989 draft, Bennett played professional baseball for 10 years. He made his major

league debut on May 15, 1995 on the mound with the California Angels and also spent a season with the Minnesota Twins. In 25 major league games, Bennett owns a 2-0 record.

Putting together a 49-48 minor league record with a 4.03 ERA in 226 appearances, Bennett pitched in 17 games for the Salt Lake Buzz in 1996, owning a 3-1 record and 6.38 ERA. His father Dave pitched for the 1964 Philadelphia Phillies and his uncle Dennis pitched seven seasons in the majors with the Phillies, Boston Red Sox, New York Met and California Angels.

Bennett, a Yreka, Calif. native, played collegiate baseball at California State University-Sacramento. Bennett and his wife, Teresa, call northern California home.



### Brian Reinker - Trainer

Brian Reinker returns to Salt Lake in 2011 for his fourth season with the Bees and his ninth season as a trainer in the Angels organization. Previously with the Double-A Arkansas Travelers for two seasons, Reinker began working with the Angels as a trainer for the Arizona Summer

League in Mesa in 2003 before moving on to Single-A Cedar Rapids in 2004 and Rancho Cucamonga in 2005 and 2006.

A native of Whitehall, Ohio, a suburb of Columbus, Reinker journeyed out west in 2003 during his final year of college to work with the football and baseball programs at Arizona State University in Tempe. Reinker is a 2003 graduate of Capital University in Columbus with a degree in athletic training.



### Josh Fields - Strength & Conditioning Coach

Fields begins his second season with the Salt Lake Bees after spending the 2009 season as the strength and conditioning coach for the Double-A Arkansas Travelers. Prior to the Travs, he spent two seasons with the Lexington Legends, the Single-A affiliate of the Houston Astros.

Fields is a 2005 graduate of Emory and Henry College in Emory, Va., where he earned a bachelor's degree in athletic training while playing third base for the Wasps. Following his undergraduate work, the 28-year-old earned a master's in nutritional sciences with an emphasis in wellness/sports nutrition from the University of Kentucky in 2007.





## Alexi Amarista - Infielder

Bats: SWITCH Throws: RIGHT Ht.: 5-8 Wt.: 150

Opening Day Age: 22 Born: April 6, 1989  
Birthplace: Barcelano, VZ Resides: Barcelano, VZ  
Acquired: Signed by the Angels as a nondrafted free agent in 2007.

### 2010 Season:

- Split the season between the **Rancho Cucamonga** Quakes, the **Arkansas** Travelers and the **Salt Lake** Bees...Appeared in 15 games with the Bees, hitting .400 with 13 runs and six doubles...In 72 games for the Quakes, hit .303 with 19 doubles and 32 RBI...Named 2010 California League Midseason All-Star...In 48 games for Arkansas, hit .288 with 25 runs and 20 RBI...Named Angels' Defensive Player of the Month for April, May and June.

### Career Summary:

- Spent the entire **2009** season with the Single-A **Cedar Rapids** Kernels, hitting 39 doubles, 10 triples and 49 RBI...Led the league with a .319 batting average...Named 2009 Midwest League Midseason and Postseason All-Star...Named 2009 Topps Class-A All-Star and Angels' Minor League Player of the Year.
- Spent the majority of the **2008** season with the **Arizona League Angels** hitting .332 with 46 runs and 21 RBI in 51 games...Collected 11 hits over a five-game span and scored seven runs during that period...Went 4-for-5, scored a run and stole two bases on July 8...Named 2008 AZL Postseason All-Star...Went hitless in two plate appearances for the **Cedar Rapids** Kernels.
- Spent the entire **2007** season with the Rookie-level **Dominican Summer League Angels**, hitting .340 in 65 games...Went 9-for-22 with two home runs and six RBI in first four games...Had at least one RBI in first seven contests...Went 3-for-5 with a home run and a career-high four RBI against the DSL Pirates on July 24...Went 2-for-4 against the DSL Rangers on July 27 to raise his average to a season-high .367...Collected 24 multi-hit games.


### Personal/Misc:

- Alexi Jose Amarista (AH-mah-REE-stah).
- Originally signed by Angels scout Denny Suarez.

### Career Statistics

Year	Club	AVG	G	AB	R	H	2B	3B	HR	RBI	SH	SF	HBP	BB	IBB	SO	SB	CS	GDP	SLG	OBP	E
2007	Angels (DSL)	.340	65	241	52	82	14	4	5	39	1	2	4	25	3	23	16	6	3	.494	.408	5
2008	Angels (ASL)	.332	51	202	46	67	6	4	2	21	3	1	1	29	0	20	22	14	3	.431	.416	1
	Cedar Rapids	.000	1	2	0	0	0	0	0	0	0	0	0	0	0	1	0	0	0	.000	.000	0
2009	Cedar Rapids	.319★	125	477	84	152	39	10	4	49	18	4	8	50	0	61	38	20	10	.468	.390	14
2010	R. Cucamonga	.303	72	297	39	90	19	6	4	39	2	2	3	19	2	42	17	10	1	.448	.349	1
	Arkansas	.288	48	191	25	55	2	1	1	20	2	5	2	13	0	15	4	1	8	.325	.332	6
	Salt Lake	.400	15	65	13	26	6	3	0	9	2	1	1	1	0	4	4	2	1	.585	.412	0
<b>MINOR TOTALS</b>		<b>.320</b>	<b>377</b>	<b>1475</b>	<b>259</b>	<b>472</b>	<b>86</b>	<b>28</b>	<b>16</b>	<b>177</b>	<b>28</b>	<b>15</b>	<b>19</b>	<b>137</b>	<b>5</b>	<b>166</b>	<b>101</b>	<b>53</b>	<b>26</b>	<b>.449</b>	<b>.382</b>	<b>27</b>

★ led or tied for league lead



## Tyson Auer - Outfielder

Bats: RIGHT Throws: RIGHT Ht.: 6-0 Wt.: 190

Opening Day Age: 25 Born: October 24, 1985  
Birthplace: DeLand, FL Resides: Orlando, FL  
Acquired: Signed by the Angels in 2008 as a nondrafted free agent.

### 2010 Season:

- Split the season between the **Rancho Cucamonga** Quakes and the **Arkansas** Travelers before joining **Salt Lake** on August 19...Finished the season in Salt Lake, hitting .255 with two doubles, three triples, four RBI and one stolen base in 14 games...Appeared in 65 games for the Quakes, hitting .332 with six doubles, eight triples, three home runs and 27 RBI...Picked up 40 stolen bases with the Quakes...Named 2010 California League Midseason All-Star...Appeared in 44 games with Arkansas, hitting .308 with eight doubles, two home runs and eight RBI.

### Career Summary:

- In **2009**, played for the **Cedar Rapids** Kernels of the Midwest League...Hit .277 with 18 doubles, two home runs and 39 RBI...Stole 43 bases in the season...Named 2009 Midwest League Midseason All-Star.
- In **2008**, spent his rookie season with the rookie level **Orem** Owlz hitting .287 with five doubles, two home runs and 11 RBI in 33 games...Hit an impressive .422 average against left-handed pitchers...Owned a nine-game hitting streak at the end of the season.

### Personal/Misc:

- Robert Tyson Auer ("hour").
- Attended Lake Mary High School (FL) and the University of Central Florida.
- His father Joe played collegiate football at Georgia Tech before later playing in the NFL with the Miami Dolphins (returned opening kickoff for first TD in Dolphin's history) and the Buffalo Bills as a running back.
- Originally signed by Angels scout Tom Kotchman.

### Career Statistics

Year	Club	AVG	G	AB	R	H	2B	3B	HR	RBI	SH	SF	HBP	BB	IBB	SO	SB	CS	GDP	SLG	OBP	E
2008	Orem	.287	33	101	15	29	5	1	2	11	1	0	1	12	0	20	5	3	1	.416	.368	1
2009	Cedar Rapids	.277	122	491	84	136	18	5	2	39	5	3	7	45	1	117	43	18	10	.346	.344	2
2010	R. Cucamonga	.332	65	256	57	85	6	8	3	27	12	3	2	23	0	42	40	12	3	.453	.387	3
	Arkansas	.308	44	185	30	57	8	1	2	8	2	0	1	14	0	31	13	7	2	.395	.360	2
	Salt Lake	.255	14	47	8	12	2	3	0	4	1	0	2	3	0	9	1	1	1	.426	.327	1
<b>MINOR TOTALS</b>		<b>.295</b>	<b>278</b>	<b>1080</b>	<b>194</b>	<b>319</b>	<b>39</b>	<b>18</b>	<b>9</b>	<b>89</b>	<b>21</b>	<b>6</b>	<b>13</b>	<b>97</b>	<b>1</b>	<b>219</b>	<b>102</b>	<b>41</b>	<b>17</b>	<b>.390</b>	<b>.359</b>	<b>9</b>





# Jeff Baisley - Infielder

Bats: RIGHT Throws: RIGHT Ht.: 6-3 Wt.: 210

Opening Day Age: 28      Born: December 19, 1982  
Birthplace: Tampa, FL      Resides: Tampa, FL  
Acquired: Signed by the Angels as a free agent in 2010.

## 2010 Season:

- Split the season between Double-A **Midland** and Triple-A **Sacramento** in the Oakland Athletics organization...In 51 games for Midland, hit .325 with 19 doubles, four home runs and 34 RBI...In 49 games for Sacramento, hit .274 with 14 doubles and 32 RBI.

## Career Summary:

- Spent entire **2009** season with Triple-A **Sacramento**, totaling 355 at-bats...Tied for sixth on team with 21 doubles and tied for third on team with five hit-by-pitches...Played 30 games at first base, 50 games at third base, and three games at shortstop while committing eight errors, the least of any infielder that played 95 or more games...Third on team with 82 strikeouts...Hit .180 at home and .311 on the road...Hit all nine of his home runs on the road, and had 29 of 38 RBIs away from Raley Field...Hit .232 before the All-Star Break and .272 after...Hit .313 over 83 at-bats in the month of August, collecting three home runs and 10 RBIs...Hit .175 over 63 at-bats in April, and .227 over 88 at-bats in May...Missed 21 games with lower back tightness from June 19-July 10...Had two doubles and three RBIs on April 20 at Tacoma...Went 3-for-5 on May 1 at Colorado Springs...Had season-high four hits in seven at-bats on July 12 at Fresno...Hit home runs in back-to-back games on August 17 (at Memphis) and August 18 (at Nashville)...Had eight-game hitting streak from May 22-May 30...Hit .355 against left-handed pitchers in 93 at-bats, collecting nine doubles and four home runs...Hit .210 in 262 at-bats against right-handers, collecting 12 doubles and five home runs...His .248 average is the lowest of his career.
- Spent the **2008** regular season and the first round of the playoffs with Triple-A **Sacramento** before he was promoted to **Oakland** on September 9...Hit .256 with no home runs and five RBI in 14 games with the A's...Started 14 of the A's 18 games following his promotion, including 10 at third base and four at first base...Made his Major League debut on September 9 at Detroit and went 0-for-2 with a walk in a start at third base...His first three starts came at third base but his next four from September 12 to 20 came at first base...Those were his first appearances at first base in his professional career...Snapped a career opening 0-for-12 streak with a third inning single off Joe Saunders on September 18 against Los Angeles for his first ML hit...Added another single in the seventh inning for his first multiple hit game...Went 11-for-31 (.355) over his final 10 games...All five of his RBI came against Seattle, including four in one game on September 20...Went 8-for-27 (.296) against right-handed pitching and 3-for-16 (.188) against left-handers with the A's...Batted .298 with nine home runs and 44 RBI in just 81 games with Sacramento as he missed over two months of the season due to two stints on the disabled list...His batting average was the best among River Cats with 200 or more at bats...Finished second on the club in doubles (25)...Hit .327 (.74 for 226) against right-handed pitchers and .205 (15 for 73) against left-handers...His average improved to .354 (29 for 82) with runners in scoring position and he was 5-for-10 (.500) with a grand slam and 13 RBI with the bases loaded...Appeared exclusively at third base on defense where he committed 15 errors in 77 games for a .938 fielding percentage...Also went 3 for 12 (.250) in four games at designated hitter and was 1-for-2 with a RBI as a pinch hitter...Hit in every spot in the order except second and ninth and made his most appearances batting cleanup, where he appeared in 31 games...Had a .400 (12 for 30) batting average in the first inning...Began the season on the disabled list with a right calf strain...Reinstated on April 12 and hit .273 with two home runs and 14 RBI over his first 21 games through May 2...Then put together a season best 10-game hitting streak from May 3 to 13 (13 for 41, .317)...That included a two-home run, seven-RBI game on May 5 against Iowa...Hit a three-run home run in the first inning and a grand slam in the seventh inning in the River Cats 16-7 win...Finished the month of May with a .314 batting average, five home runs and 20 RBI...Had seven home runs and 33 RBI in 48 games through the end of May but had just two home runs and 11 RBI over his final 33 games...Hit .268 over his first 15 games in June before he was placed on the DL for a second time on June 18 with a stress fracture in his left foot...Sent to the A's affiliate in the **Arizona Rookie League** on August 7 and hit .273 (6 for 22) with a home run and five RBI in six games (five at third base, one at designated hitter) before he was reinstated from the DL and returned to Sacramento on August 14...Hit .319 with a home run and three RBI over his final 18 regular season games with the River Cats...Went 8-for-16 (.500) with two home runs and six RBI in four games in the first round of the Pacific Coast League Playoffs...Promoted to Oakland prior to the start of the second round...Played for La Guaira in the Venezuelan Winter League following the season and hit .167 (7 for 42) with two home runs and seven RBI in 12 games.
- Spent his third professional season in **2007** at Double-A **Midland** and batted .257 with 11 home runs and 46 RBI in 101 games...Missed a month of the season on the disabled list from June 18 to July 20 with a strained left knee...Tied for the RockHounds team lead in sacrifice flies (6) and tied for second in triples (3) and home runs...His three triples were a career-high...Batted .271 with 10 of his 11 home runs off right-handed pitching and .220 against left-handers...Six of his 11 home runs came in the seventh inning or later and eight were solo shots...Hit .333 with runners in scoring position and two outs...Batted .305 at home and .215 on the road...Appeared in 96 games at third base and one at shortstop...Committed 15 errors as a third baseman for a .938 fielding percentage...Had his first of two two-homer games on April 9 against Arkansas...Hit .352 over his first 14 games through April 23 but a 2-for-32 slump put his average at .244 at the end of April...Hit .299 in May and .328 in June...Hit safely in a

- season-high 11 consecutive games from June 3 to 13...Hit .354 with four home runs and 12 RBI during the streak...Had a season-high four hits, including his second two-homer game of the season on June 10 in the first game of a doubleheader at Frisco...Hit .288 with nine home runs and 33 RBI in 64 games when he went on the DL on June 18...Reinstated from the DL on July 21 and hit .201 with two home runs and 13 RBI in 37 games following his return...Played for the Arizona Fall League Champion Phoenix Desert Dogs following the season and hit .203 with three home runs and 15 RBI in 21 games.
- Named Midwest League Most Valuable Player in **2006** and was a Baseball America Low Class-A All-Star while playing for Single-A **Kane County**...Named to the ML postseason All-Star team after leading the league and ranking second in all of minor league baseball with 110 RBI...Also led the ML in total bases (242) and sacrifice flies (10), tied for the league lead in runs (86), was second in home runs (22) and extra base hits (58), third in doubles (35) and slugging (.519) and eighth in batting (.298)...Led the A's farm system in RBI, ranked second in home runs and was fifth in batting...Led the Cougars in runs, hits (139), doubles, home runs, RBI and slugging...Led ML third basemen with a .963 fielding percentage, 350 total chances and 243 assists...Batted .359 against left-handed pitching and .281 against right-handers...Hit .333 with runners in scoring position...Reached base safely via hit, walk or hit by pitch in 111 of his 124 games...homered twice on April 14 at Clinton...Hit .452 with five home runs and 33 RBI and during a 16-game hitting streak from May 20 to June 5...Earned back-to-back ML Player of the Week honors from May 22 to 28 and May 29 to June 4...Had three home runs and five RBI on May 25 against Wisconsin and added a season-high six RBI on May 28 against the Timber Rattlers...Finished May with a .373 batting average six home runs and 27 RBI in 27 games...Hit .211 with a home run, four RBI, five walks and seven runs scored in nine postseason games for Kane County.
  - Made his professional debut in **2005** at Short Season Single-A **Vancouver** and led the Canadians in games (61), RBI (38), walks (27) and hit by pitches (12) while tying for the team lead in home runs (6)...Hit .252 and had a .362 on-base percentage...Struck out just 27 times and ranked third in the Northwest League with 9.70 plate appearances per strikeouts...Hit .258 against right-handed pitching and .237 against left-handers...Committed 11 errors in 60 games at third base for a .937 fielding percentage...Led NL third basemen in assists (125)...Had 22 RBI over a nine-game span from July 11 to 21, including a season-high five on July 11 at Eugene...Hit .273 with a double and two RBI in five postseason games for Vancouver.

## Personal/Misc:

- Jeffrey Scot Baisley.
- Graduated from Land O' Lakes High School (FL) in 2001 and attended the University of South Florida.
- Hit .356 with eight home runs and 71 RBI as a senior at USF while setting a school record with 26 doubles in 2005. Was a second team All-Conference USA selection in 2005.
- Originally signed by Athletics scout Steve Barningham.

## Career Statistics

Year	Team	AVG	G	AB	R	H	2B	3B	HR	RBI	BB	IBB	SO	SB	CS	OBP	SLG	OPS	SF	SAC	HBP	GIDP
2005	Vancouver	.252	61	218	28	55	15	1	6	38	27	2	27	3	5	.362	.413	.775	3	2	12	9
2006	Kane County	.298	124	466	86	139	35	1	22	110	62	4	86	6	1	.382	.519	.901	10	0	7	12
2007	Midland	.257	101	404	60	104	22	3	11	46	29	1	84	4	1	.308	.408	.716	6	0	3	5
2008	AZL	.273	6	22	4	6	2	0	1	5	0	0	4	0	0	.333	.500	.833	0	0	2	0
2008	Sacramento	.298	81	299	45	89	25	1	9	44	32	0	43	0	1	.374	.478	.852	1	0	5	9
2008	Oakland	.256	14	43	1	11	1	0	0	5	4	0	7	0	0	.319	.279	.598	0	0	0	2
2009	Sacramento	.248	98	355	44	88	21	1	9	38	26	3	82	2	0	.306	.389	.695	3	2	5	8
2010	Midland	.325	51	197	23	64	19	1	4	34	19	1	53	3	2	.384	.492	.876	5	0	3	2
2010	Sacramento	.274	49	179	26	49	14	0	6	32	17	2	39	1	0	.358	.453	.811	1	0	7	8
MINOR TOTALS		.278	571	2140	316	594	153	8	68	347	212	13	418	19	10	.351	.452	.802	29	4	44	53
MAJOR TOTALS		.256	14	43	1	11	1	0	0	5	4	0	7	0	0	.319	.279	.598	0	0	0	2





# Ryan Brasier - Pitcher

Bats: RIGHT Throws: RIGHT Ht.: 6-0 Wt.: 205

Opening Day Age: 23      Born: August 26, 1987  
Birthplace: Wichita Falls, TX      Resides: Wichita Falls, TX  
Acquired: Selected by the Angels in the sixth round of the 2007 draft.

### 2010 Season:

- Spent entire season with Double-A Arkansas, owning a 7-12 record in 28 games (23 starts) with a 5.07 ERA and 94 strikeouts... Pitched a complete-game no-hitter on April 29 against the Tulsa Drillers, his first no-hitter at any level...Named Texas League Pitcher of the Week (April 26-May 3).

### Career Summary:

- Split the 2009 season between Single-A Rancho Cucamonga and Double-A Arkansas...Finished the season with a 7-5 record and a 5.27 ERA with 99 strikeouts in 35 games (14 starts).
- Split the 2008 season between the Arizona League Angels, Cedar Rapids and Rancho Cucamonga, going 2-3 on the year with a 1.98 ERA and 26 strikeouts in 30 games of relief...Named Midwest League Midseason All-Star.
- Spent first professional season with Rookie-level Orem Owlz of the Pioneer League in 2007...Went 1-2 on the season with a 2.08 ERA and 26 strikeouts in 26 games of relief...Named as honorable mention selection to Pioneer League postseason team.

### Personal/Misc:

- Ryan David Brasier (BRAY-zhur).
- Attended Wichita Falls Rider High School (TX) and Weatherford Community College (TX).
- Originally signed by Angels scout Arnold Brathwaite.

### Career Statistics

Year	Club	W-L	ERA	G	GS	CG	GF	SHO	SV	IP	H	R	ER	HR	HB	BB	IBB	SO	WP	BK	BA
2007	Orem	1-2	2.08	26	0	0	22★	0	9	30.1	22	9	7	2	5	7	1	26	1	1	.212
2008	Cedar Rapids	1-3	1.59	23	0	0	19	0	9	28.1	22	8	5	0	1	14	0	24	2	0	.210
	Angels (ASL)	1-0	3.86	4	0	0	2	0	1	4.2	3	2	2	0	0	1	0	2	1	0	.188
	R. Cucamonga	0-0	2.70	3	0	0	1	0	1	3.1	3	1	1	0	0	2	0	0	0	0	.300
2009	R. Cucamonga	5-4	5.23	27	14	0	6	0	0	98	103	63	57	17	1	32	0	93	8	1	.270
	Arkansas	2-1	5.56	8	0	0	4	0	2	11.1	13	8	7	1	0	7	1	6	2	1	.283
2010	Arkansas	7-12	5.07	28	23	1	0	1	0	142	127	89	80	28★	4	68	3	94	11	1	.242
MINOR TOTALS		17-22	4.50	119	37	1	54	1	22	318	293	180	159	48	11	131	5	245	25	4	.247

★ led or tied for league lead



# Ryan Braun - Pitcher

Bats: RIGHT Throws: RIGHT Ht.: 6-1 Wt.: 220

Opening Day Age: 30      Born: July 29, 1980  
Birthplace: Kitchener, Ontario, Canada      Resides: Fresno, CA  
Acquired: Signed by the Angels as a free agent on December 13, 2010.

### 2010 Season:

- Spent entire season with Triple-A Charlotte in the Chicago White Sox organization...Owned a 1-3 record with a 2.20 and 61 strikeouts in 52 games of relief.

### Career Summary:

- Split the 2009 season between Rookie-level Bristol and Single-A Kannapolis...Owned a 1-0 record and 0.75 ERA in nine games on the season.
- Missed the 2008 season due to reconstructive right elbow surgery.
- Spent the 2007 season with Triple-A Omaha, owning a 2-2 record with a 1.09 ERA and 36 strikeouts in 23 games of relief....Appeared in 26 games for the Royals, registering a 2-0 record with a 6.64 ERA and 24 strikeouts in 39.1 innings of relief.
- In 2006, spent time with both Omaha and Double-A Wichita...In 43 relief appearances between the two, owned a 1-8 record with a 2.19 ERA and 80 strikeouts...Made his major league debut with the Royals, appearing in nine games out of the bullpen...Owned a 6.75 ERA with six strikeouts in 10.2 innings pitched.
- In 2005, appeared in two games out of the bullpen for High-A High Desert and six games of relief for Double-A Wichita...Finished the season with a 1-1 record and 11.42 ERA.
- In 2004, spent all season with High-A Wilmington, finishing with a 2-3 record and 2.21 ERA in 51 games of relief.
- In first professional season in 2003, owned a 2.95 ERA in 18 relief appearances for the rookie level Arizona League Royals.

### Personal/Misc:

- Ryan Zachary Braun.
- Graduated from the University of Nevada – Las Vegas with a degree in communications.
- Named to 2003 MWAC First Team.
- Originally signed by Royals scout Mike Brown.

### Career Statistics

Year	Club	W-L	ERA	G	GS	CG	GF	SHO	SV	IP	H	R	ER	HR	HB	BB	IBB	SO	WP	BK	BA
2003	AZL Royals	0-0	2.95	18	0	0	0	0	3	21.1	15	9	7	0	0	10	0	25	0	0	.185
2004	Wilmington	2-3	2.21	51	0	0	0	0	23	57	48	25	14	2	3	25	4	58	4	0	.219
2005	Wichita	0-1	17.36	6	0	0	0	0	0	4.2	15	10	9	0	0	7	1	1	1	0	.536
	High Desert	1-0	4.50	2	0	0	0	0	0	4	3	2	2	0	0	2	0	6	0	0	.214
2006	Wichita	1-6	2.21	26	0	0	0	0	10	40.2	30	11	10	2	4	16	3	58	2	0	.204
	Omaha	0-2	2.16	17	0	0	0	0	3	25	23	9	6	0	0	13	2	22	0	0	.247
	Kansas City	0-1	6.75	9	0	0	0	0	0	10.2	13	8	8	2	0	3	0	6	0	0	.317
2007	Omaha	2-2	1.09	23	0	0	0	0	9	33	19	7	4	1	0	12	1	36	1	0	.173
	Kansas City	2-0	6.64	26	0	0	0	0	0	39.1	46	32	29	4	0	22	1	24	3	0	.299
2008	Kansas City	Injured—Did Not Play																			
2009	Bristol	1-0	0.90	7	0	0	0	0	0	10	5	1	1	0	0	1	0	12	0	0	.143
	Kannapolis	0-0	0.00	2	0	0	0	0	0	2	0	0	0	0	0	1	0	3	0	0	.000
2010	Charlotte	1-3	2.20	52	0	0	0	0	18	57.1	45	21	14	4	5	34	2	61	3	0	.213
MINOR TOTALS		8-7	2.36	204	0	0	0	0	66	255	203	95	67	9	12	121	13	282	11	0	.215
MAJOR TOTALS		2-1	6.66	35	0	0	0	0	0	50	59	40	37	6	0	25	1	30	3	0	.303





# Barret Browning - Pitcher

Bats: LEFT Throws: LEFT Ht.: 6-2 Wt.: 205

Opening Day Age: 26 Born: December 28, 1984  
Birthplace: Brunswick, GA Resides: Jesup, GA  
Acquired: Selected by the Angels in the 28th round of the 2006 draft.

## 2010 Season:

- Started the season with Double-A **Arkansas**, going 5-4 with a 3.91 ERA in 25 games (one start)...Spent second half of season with **Salt Lake**, tallying a 2-1 record with a 6.54 ERA in 26 games (one start)...Totaled 85 strikeouts in 88.2 innings pitched for the season.

## Career Summary:


- Spent entire **2009** season with Double-A **Arkansas**, finishing with a 3-10 record with a 4.17 ERA and 73 strikeouts...Allowed only three home runs in 90.1 innings pitched...Pitched seven consecutive scoreless innings from April 13 to 24...Owned a 1.92 ERA in 21 innings for the month of August.
- Split the **2008** season between the Class-A Advanced **Rancho Cucamonga** Quakes and the Double-A **Arkansas** Travelers of the Texas League...Allowed one run and struck out seven in his first six appearances of the spring...Converted six out of nine save opportunities and totaled a 2-1 record, striking out 39 over 32.2 innings pitched for Rancho Cucamonga, and struckout 34 in 31.2 innings pitched for Arkansas.
- Spent entire **2007** season with the Class-A **Cedar Rapids** Kernels of the Midwest League...Had 17 strikeouts during a 14.2 inning scoreless streak from May 23 to June 13...Went 2-0 with two saves and a 0.00 ERA over 14 innings in nine August appearances...Named a Midwest League Postseason All-Star.
- In first professional season in **2006**, went 3-2 with one save and a 3.05 ERA in 23 games with the Rookie-level **Orem** Owlz of the Pioneer League, striking out 40 while allowing 33 hits and 13 walks in 41.1 innings...Earned his first win on July 1 against Idaho Falls, pitching two hitless innings in relief while striking out one batter...Went 2-1 with one save and a 1.27 ERA in July, striking out 16 batters in 21.1 innings while holding batters to a .171 average.

## Personal/Misc:

- Gary Barret Browning.
- Attended Wayne County High School (Jesup, GA), Middle Georgia College and Florida State University.

## Career Statistics

Year	Club	W-L	ERA	G	GS	SV	IP	H	R	ER	HR	BB	SO	WP	WHIP
2006	Orem	3-2	3.05	23	0	1	41.1	33	17	14	3	13	40	2	1.113
2007	Cedar Rapids	9-4	2.80	48	0	8	74.0	54	25	23	2	26	74	6	1.081
2008	R. Cucamonga	2-1	4.01	30	0	6	33.2	35	16	15	2	16	39	4	1.515
2008	Arkansas	1-1	5.97	27	0	1	31.2	31	21	21	2	14	34	0	1.421
2009	Arkansas	3-10	4.17	48	7	0	90.2	92	54	42	3	45	73	4	1.511
2010	Arkansas	5-4	3.91	25	1	0	46.0	38	22	20	3	22	44	4	1.304
2010	Salt Lake	2-1	6.54	26	1	0	42.2	61	33	31	4	22	41	5	1.945
<b>MINOR TOTALS</b>		<b>25-23</b>	<b>4.15</b>	<b>227</b>	<b>9</b>	<b>16</b>	<b>360.0</b>	<b>344</b>	<b>188</b>	<b>166</b>	<b>19</b>	<b>158</b>	<b>345</b>	<b>25</b>	<b>1.394</b>



# Ysmael Carmona - Pitcher

Bats: RIGHT Throws: RIGHT Ht.: 6-1 Wt.: 190

Opening Day Age: 26 Born: February 12, 1985  
Birthplace: San Cristobal, DR Resides: San Cristobal, DR  
Acquired: Signed by the Angels as a nondrafted free agent in 2003.

## 2010 Season:

- Added to the Angels' 40-man roster on November 2...Spent the majority of 2010 at Double-A **Arkansas** where he posted a 4-2 record with 12 saves and a 2.60 ERA (55.1 IP - 16 ER) in 38 appearances while walking 34 batters and striking out 52...Compiled a 2-0 record with nine saves and a 1.56 ERA (17.1 IP - 3 ER) in 13 appearances from July 25 - August 25...Promoted to Triple-A **Salt Lake** on August 26...With the Bees, compiled a 1-1 record with a 3.18 ERA (5.2 IP - 2 ER) in six appearances...Five of six outings at Salt Lake were scoreless...Limited left-handed batters to a .165 (14/85) clip overall...Earned his first Triple-A win on September 1 against Fresno.

## Career Summary:

- Spent the entire **2009** season with the Single-A Advanced **Rancho Cucamonga** Quakes of the California League...Owned a 0-8 record and 5.74 ERA in 42 games of relief...Posted a career-high 20 saves (fourth in California League) and 55 strikeouts in 42.1 innings pitched.
- In **2008**, appeared in 44 games of relief for the Single-A **Cedar Rapids**...Owned a 2-4 record and 5.37 ERA with 47 strikeouts in 53.2 innings...Allowed two runs over 7.2 innings in five outings between July 23 and August 7...Earned two wins and two saves over the course of the season.
- Did not play in **2007** due to an injury to his ulnar collateral ligament.
- In **2006**, was 0-0 with a 13.09 ERA in 10 games (one start) with the **Arizona League Angels**, striking out 10 in 11 innings while giving up 19 hits and 16 walks...Held lefties to a .231 average.
- In **2005**, went 1-0 with one save and a 2.91 ERA in 14 games (one start) with the **Dominican Summer League Angels**, striking out 21 batters in 21.2 innings while giving up 16 hits and 12 walks.
- In **2004**, batted .127 with one home run and 11 RBI in 24 games as an outfielder for the DSL **Angels**.

## Personal/Misc:

- Ysmael Alexander Carmona Lorenzo.
- Attended Collegio Cristiano El Alfarero (DO).
- Originally an outfielder in the Angels system.
- Originally signed by Angels scout Leo Perez.

## Career Statistics

Year	Club	W-L	ERA	G	GS	CG	GF	SHO	SV	IP	H	R	ER	HR	HB	BB	IBB	SO	WP	BK	BA
2005	Angels (DSL)	1-0	2.91	14	1	0	9	0	1	21.2	16	10	7	0	3	12	1	21	3	0	.195
2006	Angels (ASL)	0-0	13.09	10	1	0	1	0	0	11	19	22	16	1	4	16	0	10	1	0	.373
2007	Orem	Injured—Did Not Play																			
2008	Cedar Rapids	2-4	5.37	44	0	0	22	0	2	53.2	51	41	32	3	3	47	0	47	5	1	.244
2009	R. Cucamonga	0-8	5.74	41	0	0	34	0	20	42.1	45	28	27	5	9	26	1	55	5	2	.274
2010	Arkansas	4-2	2.60	38	0	0	21	0	12	55.1	35	21	16	2	7	34	0	52	5	1	.188
	Salt Lake	1-1	3.18	6	0	0	3	0	0	5.2	5	2	2	0	0	6	0	7	2	0	.227
<b>MINOR TOTALS</b>		<b>8-15</b>	<b>4.74</b>	<b>153</b>	<b>2</b>	<b>0</b>	<b>90</b>	<b>0</b>	<b>35</b>	<b>189.2</b>	<b>171</b>	<b>124</b>	<b>100</b>	<b>11</b>	<b>26</b>	<b>141</b>	<b>2</b>	<b>192</b>	<b>21</b>	<b>4</b>	<b>.239</b>





## Bobby Cassevah - Pitcher

Bats: RIGHT Throws: RIGHT Ht.: 6-3 Wt.: 220

Opening Day Age: 25 Born: September 11, 1985  
Birthplace: Jacksonville, FL Resides: Pensacola, FL  
Acquired: Selected by the Angels in the 34th round of the 2004 draft.

### 2010 Season:

- Made three separate stints with the **Angels** in 2010...Finished first tenure in Majors going 1-2 with a 3.15 ERA (20.0 IP – 7 ER) in 16 relief appearances...Allowed 23 hits (0 HR) while walking eight and striking out eight...Had contract selected, April 9 and made Major League debut the same day vs. Oak. (ND; 2.1 IP, 1 H, 1 SO)...In first two stints with Halos, made seven relief appearances, posting a 5.56 ERA (11.1 IP – 7 ER) with four walks and seven strikeouts...Did not allow an earned run after being recalled on Sept. 6, making nine relief appearances (8.2 IP)...Recorded first career victory Sept. 29th in his 14th career appearance...Held righthanded batters to a .154 (6/39) clip...Went 3-4 with five saves and 4.27 ERA (59 IP – 28 ER) in 45 appearances at **Salt Lake**...Posted a 2-0 record with two saves while not allowing an earned run in seven May outings (11 IP)...Had streak of 11 consecutive appearances (12 IP) without allowing an earned run, July 16 - Aug. 11...Rule 5 pick by Oakland from the Angels' system on Dec. 10, 2009...Was returned to the organization, March 15, 2010.

### Career Summary:

- In **2009**, spent entire season with Double-A **Arkansas**, appearing in a career-high 57 games and posting a 3-7 record with four saves and a 3.68 ERA (73.1 IP - 30 ER)...Selected as a Texas League Midseason All-Star after posting a 2.13 ERA (42.1 IP - 10 ER) in the first half...Had string of 12 consecutive scoreless appearances (13.2 IP) from July 18 - Aug. 12, allowing just five hits over the span.
- In **2008**, spent the entire season with Single-A **Rancho Cucamonga**...Compiled a 2-3 record with one save and a 3.79 ERA (73.1 IP - 30 ER) in 57 relief appearances...Strung together five consecutive scoreless outings between April 22 and May 25 ...Racked up 18 strikeouts during 18 2/3 consecutive innings between June 27 and July 26.
- In **2007**, spent the majority of the season at **Cedar Rapids** following a short stint at **Orem**...Posted a 2-1 record with one save and a 2.32 ERA (31 IP - 8 ER) in 18 appearances with the Kernels... Struck out two or more batters in seven straight appearances...Tossed three perfect frames on July 18 against Dayton...Held opposing batters to a .188 average with runners on base.
- In **2006**, appeared in 16 games, making 10 starts at **Orem**...Registered a 2-5 record with a 6.80 ERA (41 IP – 31 ER) while walking 38 batters and striking out 32...Was 2-0 with a 2.63 ERA in six games as a reliever...Gave up one earned run over five starts from June 28 to July 16, spanning 10 innings.
- In **2005**, began professional career with the **Arizona League Angels**...Went 2-5 with a 5.40 ERA (45 IP - 27 ER) in 15 appearances, four starts.

### Personal/Misc:

- Robert Alan Cassevah (Cass-eh-vuh).
- Attended Pace High School (Pace, FL).
- Recruited by LSU out of high school as a quarterback.
- Originally signed by Angels scout Tom Kotchman.

### Career Statistics

Year	Club	W-L	ERA	G	GS	CG	GF	SHO	SV	IP	H	R	ER	HR	HB	BB	IBB	SO	WP	BK	BA
2005	Angels (ASL)	2-5	5.40	15	4	0	2	0	0	45.0	57	28	27	2	7	14	0	27	2	0	.318
2006	Orem	2-5	6.80	16	10	0	0	0	0	41.0	57	40	31	1	2	38	0	32	0	0	.337
2007	Orem	0-0	4.32	6	0	0	3	0	0	8.1	9	6	4	0	4	5	1	9	3	0	.290
	Cedar Rapids	2-1	2.32	18	0	0	10	0	1	31.0	25	9	8	0	5	13	1	25	1	0	.227
2008	R.Cucamonga	2-3	3.79	44	0	0	10	0	1	71.1	67	33	30	1	5	40	2	52	8	0	.250
2009	Arkansas	3-7	3.68	57	0	0	27	0	4	73.1	64	40	30	2	4	37	6	45	3	0	.236
2010	Salt Lake	3-4	4.27	45	0	0	21	0	5	59.0	69	32	28	7	4	25	3	38	2	0	.290
	LAA	1-2	3.15	9	0	0	0	0	0	20.0	23	11	7	0	1	8	2	8	1	0	.277
<b>MINOR TOTALS</b>		<b>14-25</b>	<b>4.32</b>	<b>201</b>	<b>14</b>	<b>0</b>	<b>73</b>	<b>0</b>	<b>11</b>	<b>329.0</b>	<b>348</b>	<b>188</b>	<b>158</b>	<b>13</b>	<b>31</b>	<b>172</b>	<b>13</b>	<b>228</b>	<b>19</b>	<b>0</b>	<b>.275</b>



## Tyler Chatwood - Pitcher

Bats: RIGHT Throws: RIGHT Ht.: 6-0 Wt.: 185

Opening Day Age: 21 Born: December 16, 1989  
Birthplace: Fontana, CA Resides: Yucaipa, CA  
Acquired: Selected by the Angels in the second round (74th overall) of the 2008 draft.

### 2010 Season:

- Began season with the Single-A **Rancho Cucamonga** Quakes...Owned an 8-3 record and 1.77 ERA in 14 games (13 starts)... Named 2010 California League Midseason All-Star...Promoted to Double-A **Arkansas** where he owned a 4-6 record and 3.82 ERA in 12 starts...Named Texas League Pitcher of the Week July 12-19...Made his Triple-A debut (a start) with **Salt Lake** on September 3 against Reno...Picked up the win while allowing nine hits in 5.2 innings, his single appearance with the Bees... Named Angels Minor League Pitcher of the Year.

### Career Summary:

- Spent the entire **2009** season with the Single-A **Cedar Rapids** of the Midwest League...Owned an 8-7 record in 24 starts with a 4.02 ERA...Picked up 106 strikeouts with 66 walks...Named 2009 Midwest League Midseason All-Star.
- Spent the **2008** season with the Rookie-level **Arizona League Angels**...Owned a 1-2 record in 11 game starts with a 3.08 ERA... Pitched eight scoreless innings between two consecutive outings on August 8 and August 12, allowing only one hit between the two starts...Struck out 11 during five shutout innings during a start on August 22...Totaled 48 strikeouts over 38 innings pitched over the summer.

### Personal/Misc:

- Tyler Cole Chatwood.
- Attended Redlands East Valley High School (Redlands, CA).
- Twice named San Bernardino Player of the Year (2005 and 2007).
- Ranked as Angels No. 2 prospect for 2011 by Baseball America.

### Career Statistics

Year	Club	W-L	ERA	G	GS	CG	GF	SHO	SV	IP	H	R	ER	HR	HB	BB	IBB	SO	WP	BK	BA
2008	Angels (ASL)	1-2	3.08	11	11	0	0	0	0	38	25	15	13	1	0	36	0	48	7	0	.195
2009	Cedar Rapids	8-7	4.02	24	24	0	0	0	0	116.1	99	60	52	3	3	66	0	106	11	0	.237
2010	R. Cucamonga	8-3	1.77	14	13	0	0	0	0	81.1	71	18	16	6	2	36	0	70	5	0	.241
	Arkansas	4-6	3.82	12	12	1	0	1	0	68.1	72	38	29	3	2	27	0	36	7	0	.273
	Salt Lake	1-0	6.35	1	1	0	0	0	0	5.2	9	4	4	1	0	0	0	3	0	0	.346
<b>MINOR TOTALS</b>		<b>22-18</b>	<b>3.31</b>	<b>62</b>	<b>61</b>	<b>1</b>	<b>0</b>	<b>1</b>	<b>0</b>	<b>309.2</b>	<b>276</b>	<b>135</b>	<b>114</b>	<b>14</b>	<b>7</b>	<b>165</b>	<b>0</b>	<b>263</b>	<b>30</b>	<b>0</b>	<b>.244</b>





## Hank Conger - Catcher

Bats: SWITCH Throws: RIGHT Ht.: 6-1 Wt.: 220

Opening Day Age: 23 Born: January 29, 1988  
Birthplace: Federal Way, WA Resides: Huntington Beach, CA  
Acquired: Selected by the Angels in the first round (25th pick) of the 2005 draft.

### 2010 Season:

■ Contract selected from Triple-A **Salt Lake** on Sept. 6...Appeared in 13 games with **Angels** making nine starts behind plate...Was 7-2 as a starter with a catcher's ERA of 1.91 (80 IP – 17 ER)...Made first MLB start (C) on Sept. 15 at Cleveland...Two-run single in first inning marked first hit of MLB career...Made MLB debut Sept. 11, striking out in only plate appearance...Hit .172 (5/29) with one double, one triple and five RBI in 13 games with Halos...Batted .300 (116/387) with 26 doubles, two triples, 11 home runs and 49 RBI in first season with Salt Lake...His .300 average ranked second in batting amongst PCL catchers (min. 250 AB's)...From August 1st to time of call-up, hit .365 (46/126) with Bees to raise season average from .268 to .300...Finished season at Salt Lake riding a nine-game hit streak where he collected 16 hits in 38 at-bats (.421) with three doubles, one triple and two home runs...Named 2010 All-Star Futures Game MVP after catching five innings and connecting for a three-run home run in U.S. Team's 9-1 win at Angel Stadium.

### Career Summary:

■ Spent the entire **2009** season with Double-A **Arkansas**, hitting .295 (seventh in Texas League) with 20 doubles, three triples, 11 home runs and 55 RBI...Caught in 87 games and served as designated hitter in 36 games...Named a Texas League Midseason and Postseason All-Star.  
■ Spent the entire **2008** season with the Single-A **Rancho Cucamonga** Quakes...Put together a six-game hitting streak between June 6 and June 12, during which he collected nine RBIs and four doubles...Hit three home runs and had five RBIs on July 16 and knocked two more home runs and collected six more RBIs on July 17...Posted a .303 average, 75 RBIs and hit 20 doubles and 12 RBIs.  
■ Spent majority of **2007** season with the Single-A **Cedar Rapids** Kernels of the Midwest League...Went 2-for-4 with a grand slam and a career-high five RBIs on May 30 against Peoria...Went 2-for-5 with three RBIs on Aug. 29 against Beloit...Batted .304 and hit 10 of his 11 homers against right-handers...Had 22 multi-hit games...Recorded an 11-game hitting streak from May 13-27...Named the Midwest League Player of the Week on June 4...Named a Midwest League Midseason All-Star.  
■ In first professional season in **2006**, hit .319 with one home run and 11 RBI in 19 games with the Rookie-level **Arizona League Angels**...Nearly hit for the cycle in his first game, going 3-for-5 with a triple, a double, two RBI and one run scored on June 22 against the AZL Cubs...Hit safely in 12 of his 19 games...Batted .340 with one home run and seven RBI in 14 home games.

### Personal/Misc:

■ Hyun Choi 'Hank' Conger.  
■ Attended Huntington Beach High School (CA).  
■ Was a second team High School All-American.  
■ Named 2010 All-Star Futures Game MVP after catching five innings and connecting for a three-run home run in U.S. Team's 9-1 win at Angel Stadium.  
■ Originally signed by Angels scout Bobby DeJardin.

### Career Statistics

Year	Club	AVG	G	AB	R	H	2B	3B	HR	RBI	SH	SF	HBP	BB	IBB	SO	SB	CS	GDP	SLG	OBP	E
2006	Angels (ASL)	.319	19	69	11	22	3	4	1	11	0	0	0	7	0	11	1	0	0	.522	.382	2
2007	Cedar Rapids	.290	84	290	33	84	20	0	11	48	2	5	2	21	0	48	9	4	9	.472	.336	8
	Angels (ASL)	.267	3	15	2	4	1	0	0	3	0	0	0	0	0	3	0	0	1	.333	.267	0
2008	R. Cucamonga	.303	73	294	47	89	20	2	13	75	0	7	3	14	1	55	2	1	3	.517	.333	1
2009	Arkansas	.295	123	458	61	135	20	3	11	68	3	6	2	55	5	68	4	2	19	.424	.369	14
2010	Salt Lake	.300	108	387	56	116	26	2	11	49	5	4	1	55	1	58	0	2	5	.463	.385	13
	LAA	.172	13	29	2	5	1	1	0	5	0	0	0	5	0	9	0	0	1	.276	.294	3
MINOR TOTALS		.297	410	1513	210	450	90	11	47	254	10	22	8	152	7	243	16	9	37	.465	.360	38



## Amalio Diaz - Pitcher

Bats: RIGHT Throws: RIGHT Ht.: 6-2 Wt.: 170

Opening Day Age: 24 Born: September 10, 1986  
Birthplace: Puerto La Cruz, VZ Resides: Puerto La Cruz, VZ  
Acquired: Signed with the Angels as a nondrafted free agent on July 13, 2003.

### 2010 Season:

■ Started the season at Double-A **Arkansas**...Picked up two saves and a 2.29 ERA in 19.1 innings pitched in relief...Went 5-6 following promotion to **Salt Lake**, registering a 5.68 ERA in 28 games (12 starts) with one save.

### Career Summary:

■ Spent the **2009** season at Double-A **Arkansas**...Went 3-7 with a 3.65 ERA in 113.1 innings pitched over 36 games (14 starts)...Pitched 19.2 consecutive scoreless innings from July 31 to August 23...Owned a 0.36 ERA in 24.2 innings for the month of August.  
■ Began the **2008** season with the Class-A Advanced **Rancho Cucamonga** Quakes and finished with Double-A **Arkansas**...Combined for two runs allowed and nine strikeouts over 12 innings in his first two starts for Rancho Cucamonga...Struck out 65 and walked 26 at the Class-A Advanced level...Named Texas League Pitcher of the Week July 28.  
■ Started **2007** with Double-A **Arkansas** of the Texas League...Scattered five hits over nine shutout innings on May 30 against Corpus Christi...Assigned to the Class A Cedar Rapids Kernels of the Midwest League on June 24, where he spent the remainder of the season...Struck out four over six shutout innings on June 29 against Kane County...Fanned seven without allowing an earned run over 10 innings in three appearances from Aug. 13-23...Named Texas League Pitcher of the Week June 6.  
■ Began the **2006** season with the Class A-Advanced **Rancho Cucamonga** Quakes of the California League and went 3-0 with a 1.52 ERA in four starts, striking out 10 while giving up 24 hits and five walks in 23 2/3 innings...Did not allow a run in three of his starts, all resulting in wins...Made one start for the Rookie-level **Arizona League Angels** and lost, giving up five runs -- four earned -- on seven hits while striking out two in six innings...Was 0-2 with a 3.38 ERA in three starts for the Rookie-level **Orem Owlz** of the Pioneer League, striking out 11 in 16 innings while allowing 17 hits and two walks...Finished the year with the Class A **Cedar Rapids** Kernels of the Midwest league and went 2-1 with a 5.18 ERA in seven games (six starts), striking out 26 in 33 innings while giving up 51 hits and eight walks...Struck out a season-high seven batters in five innings on Aug. 20 in a win against the Kane County Cougars, giving up three runs on eight hits and two walks.  
■ Was 4-2 with four saves and a 4.31 ERA in 19 games with the **AZL Angels** in **2005**, giving up 34 hits and nine walks with 28 strikeouts in 31 1/3 innings.  
■ In **2004**, went 6-0 with a 1.13 ERA in 10 games (five starts) with the **Dominican Summer League Angels**, giving up 21 hits and 11 walks with 28 strikeouts in 39 2/3 innings.


### Personal/Misc:

■ Amalio Jose (Fermin) Diaz.

### Career Statistics

Year	Team	W-L	PCT	ERA	G	GS	CG	SHO	SV	SVO	IP	H	R	ER	HR	HB	BB	IBB	SO	WP	BK	GO	AO	GDP	AVG
2004	DSL Angels	6-0	1.000	1.13	10	5	0	0	0	0	39.2	21	5	5	0	0	11	0	28	0	0	0	0	0	.159
2005	AZL Angels	4-2	.667	4.31	19	0	0	0	4	5	31.1	34	21	15	2	2	9	0	28	4	1	35	28	3	.272
2006	R. Cucamonga	3-0	1.000	1.52	4	4	0	0	0	0	23.2	24	4	4	1	0	5	0	10	1	0	31	28	1	.264
2006	AZL Angels	0-1	.000	6.00	1	1	0	0	0	0	6.0	7	5	4	1	1	0	0	2	0	0	8	7	0	.280
2006	Orem	0-2	.000	3.38	3	3	0	0	0	0	16.0	17	8	6	2	0	2	0	11	2	0	20	15	0	.262
2006	Cedar Rapids	2-1	.667	5.18	7	6	0	0	0	0	33.0	51	20	19	5	0	8	0	26	5	0	38	32	3	.357
2007	R. Cucamonga	0-0	.000	6.27	9	4	0	0	0	0	37.1	57	31	26	3	1	14	0	21	7	2	46	39	4	.354
2007	Arkansas	0-2	.000	4.58	6	6	0	0	0	0	37.1	43	21	19	3	1	7	1	15	3	0	46	49	4	.293
2007	Cedar Rapids	3-6	.333	4.47	16	6	0	0	1	1	52.1	75	28	26	5	0	12	2	31	4	0	59	55	2	.341
2008	R. Cucamonga	7-4	.636	4.28	17	17	0	0	0	0	103.0	111	55	49	10	7	26	0	65	5	0	146	86	5	.275
2008	Arkansas	3-4	.429	4.40	10	10	0	0	0	0	57.1	62	31	28	5	9	27	0	38	4	0	63	64	6	.281
2009	Arkansas	3-7	.300	3.65	36	14	0	0	0	0	113.1	114	55	46	10	4	33	2	83	10	1	126	116	9	.263
2010	Arkansas	0-0	.000	2.29	10	0	0	0	2	2	19.2	11	6	5	2	1	1	0	16	3	1	28	15	1	.155
2010	Salt Lake	5-6	.455	5.68	28	12	0	0	1	1	90.1	111	61	57	4	5	40	3	69	1	0	99	89	11	.312
MINOR TOTALS		36-35	.507	4.21	176	88	0	0	8	9	660.1	738	351	309	53	31	195	8	443	49	5	745	623	49	.284





## Gabe Jacobo - Infielder

Bats: RIGHT Throws: RIGHT Ht.: 6-3 Wt.: 200

Opening Day Age: 23 Born: April 14, 1987

Birthplace: Visalia, CA Resides: Tulare, CA

Acquired: Selected by the Angels in the 10th round of the 2008 draft.

### 2010 Season:

- Spent the entire season at Single-A **Rancho Cucamonga** where he enjoyed a career year...Hit .296 with 26 doubles, seven triples, 107 RBI and six stolen bases in 133 games...Recorded just two errors on the season...Named Angels Defensive Player of the Year...Named Angels Defensive Player of the Month for July.

### Career Summary:


- Spent the entire **2009** season with the Single-A **Cedar Rapids** Kernels, hitting .257 with 27 doubles, nine triples, 72 RBI and six stolen bases in 118 games.
- Split the majority of the **2008** season, his first professional season, between Rookie-level **Orem** and Single-A **Cedar Rapids**...In 36 games for Orem, hit .327 with 16 doubles, seven home runs and 32 RBI...In 34 games for Cedar Rapids, hit .320 with 12 doubles, three home runs, 24 RBI and five stolen bases.

### Personal/Misc:

- Gabriel David Jacobo (Juh-co-bo).
- Attended Tulare Western High School (CA) and Cal State Sacramento.
- Originally signed by Angels scout Scott Richardson.

### Career Statistics

Year	Club	AVG	G	AB	R	H	2B	3B	HR	RBI	SH	SF	HBP	BB	IBB	SO	SB	CS	GDP	SLG	OBP	E
2008	Orem	.327	36	150	27	49	16	2	7	32	1	2	3	9	0	23	2	1	2	.600	.372	2
	Cedar Rapids	.320	34	125	15	40	12	1	3	24	0	3	3	2	0	25	5	0	1	.504	.338	0
2009	Cedar Rapids	.257	118	440	59	113	27	9	10	72	0	7	11	31	0	84	6	8	11	.427	.317	5
2010	R. Cucamonga	.296	133	541	82	160	26	7	22	107	3	6	9	24	1	94	6	9	8	.492	.333	2
MINOR TOTALS		.288	321	1256	183	362	81	19	42	235	4	18	26	66	1	226	19	18	22	.483	.332	9



## Eric Junge - Pitcher

Bats: RIGHT Throws: RIGHT Ht.: 6-5 Wt.: 220

Opening Day Age: 34 Born: January 5, 1977

Birthplace: Manhasset, NY Resides: New York, NY

Acquired: Signed with the Angels as a free agent on June 28, 2010.

### 2010 Season:

- Signed by the Angels as free agent midseason...Pitched in 14 games (12 starts) for the **Salt Lake Bees**, owning a 5-3 record and 5.15 ERA...Picked up 60 strikeouts with only 23 walks...Pitched six scoreless innings for his first win with the Bees on July 22 against Fresno...Began the season in Taiwan (**Sinon**) and also played for the **Lancaster** Barnstormers of the Atlantic League before joining the Angels organization.

### Career Summary:

- Started the **2009** season with the **Lancaster** Barnstormers before signing with the **Hanwha** Eagles of the South Korean League...Owned a 4-1 record in five game starts for Barnstormers with a 2.25 ERA and 41 strikeouts in 31 innings...Named Atlantic League Pitcher of the Month in June.
- Made 11 appearances in **2008** for the **Orix** Buffaloes of the Japan Pacific League...Owned a 0-1 record with a 6.97 ERA in 10 innings pitched...Struck out 14 batters while walking five for the season.
- Started the **2007** season with the **Bridgeport** Bluefish of the Atlantic League before signing with the Triple-A **Scranton** Yankees of the International League...Owned a 2-2 record in eight game starts while in Bridgeport with a 3.69 ERA and 42 strikeouts in 46.1 innings...Made eight game appearances in Scranton (four game starts) with a 3-1 record and 5.16 ERA.
- Spent the entire **2006** season in the PCL with Triple-A **Portland** where he posted a 4-5 record with a 5.15 ERA in 21 game appearances (13 game starts)...Tallied for 61 strikeouts in 71.2 innings pitched.
- Spent the majority of the **2005** season with Triple-A **Norfolk** Tides of the International League...Owned a 10-7 record with a 3.80 ERA and 114 strikeouts in 26 game appearances (21 game starts)...Pitched 13 innings of relief for the Double-A **Binghamton** Mets of the Eastern League...Went 1-1 with a 4.15 ERA and 14 strikeouts.
- Bounced around the minor league system in **2004**, starting with the **Rookie-level Phillies** where he owned a 0-1 record in two game starts with a 7.38 ERA...Moved up to Single-A Advanced **Clearwater** Threshers for five game starts where he owned a 0-1 record and 6.43 ERA...Moved up again to Triple-A **Scranton** Red Barons where he made five games starts and four games of relief...Owned a 0-4 record with a 9.91 ERA and 17 strikeouts in 26.1 innings.
- Started the **2003** season with the **Scranton** Red Barons in 10 game appearance (eight game starts) where he owned a 1-0 record with a 3.06 ERA and 42 strikeouts...Pitched 7.2 innings of relief for the **Philadelphia Phillies** with a 3.52 ERA and five strikeouts.
- Spent the majority of the **2002** season with the **Scranton** Red Barons where he went 12-6 with a 3.54 ERA in 29 game starts and 126 strikeouts...Made his major league debut with the Phillies on September 11...Made five game appearances with the **Phillies** (one game start) where he owned a 2-0 record and 1.42 ERA and 11 strikeouts.
- Spent the entire **2001** season with the Double-A **Jacksonville** Suns where he went 10-11 with a 3.46 ERA in 27 game starts with 116 strikeouts.
- Spent the **2000** season with the Single-A Advanced **San Bernardino** Stampede where he owned a 8-1 record in 29 game appearances (24 game starts) with a 3.36 ERA...Picked up 116 strikeouts in 158 innings pitched.
- Made his professional debut in **1999** with the Single-A **Yakima** Bears...Made 15 game starts with a 5-7 record and 5.82 ERA...Tallied for 55 strikeouts in 82 innings.

### Personal/Misc:

- Eric DeBari Junge (young).
- Attended Rye High School (NY) and Bucknell University (PA).
- Has also played in the Dodgers, Phillies, Mets and Padres organizations.
- Originally signed by Dodgers scout Scott Sharp.



Career Statistics

Year	Club	W-L	ERA	G	GS	CG	GF	SHO	SV	IP	H	R	ER	HR	HB	BB	IBB	SO	WP	BK	BA
1999	— Yakima	5-7	5.82	15	15	0	0	0	0	82	98	60	53	10	0	31	0	55	3	0	.303
2000	— San Bernardino	8-1	3.36	29	24	0	0	0	1	159	159	69	59	8	9	53	0	116	8	2	.267
2001	— Jacksonville	10-11	3.46	27	27	1	0	1	0	164	143	72	63	19	13	56	2	116	6	0	.237
2002	— Scranton	2-6	3.54	29	29	1	0	0	0	180.2	170	77	71	16	5	67	1	126	10	0	.249
	Philadelphia	2-0	1.42	4	1	0	0	0	0	12.2	14	3	2	0	0	5	0	11	0	0	.286
2003	— Philadelphia	0-0	3.52	6	0	0	0	0	0	7.2	5	3	3	1	0	1	0	5	0	0	.185
	Scranton	1-0	3.06	10	8	0	0	0	0	47	38	20	16	2	3	16	1	42	1	0	.216
2004	— GCL Phillies	0-1	7.36	2	2	0	0	0	0	3.2	6	4	3	0	1	4	0	4	0	0	.353
	Clearwater	0-1	6.43	5	5	0	0	0	0	14	15	12	10	1	3	5	0	14	1	0	.283
	Scranton	0-4	9.91	9	5	0	0	0	0	26.1	42	29	29	1	1	16	1	17	1	0	.382
2005	— Binghamton	1-1	4.15	3	0	0	0	0	0	13	14	7	6	0	0	2	0	14	0	0	.269
	Norfolk	10-7	3.80	26	22	0	0	0	2	135	125	61	57	18	3	52	2	114	2	1	.247
2006	— Portland	4-5	5.15	21	13	0	0	0	0	71.2	86	45	41	7	4	26	0	61	3	0	.305
2007	— Scranton	3-1	5.16	8	4	0	0	0	2	29.2	26	20	17	3	0	14	0	19	3	1	.241
	Bridgeport	2-2	3.69	9	8	0	0	0	0	46.1	52	28	19	5	4	8	0	42	1	0	.280
2008	— Orix (Jpn)	0-1	6.97	11	0	0	0	0	0	10.1	16	8	8	2	0	5	0	14	0	0	.364
2009	— Lancaster (Ind.)	4-1	2.25	6	5	1	0	0	0	32	27	14	8	1	1	9	1	41	0	0	.223
	Hanwha (Kor.)	1-7	7.04	-	-	-	-	-	-	-	-	-	-	-	-	-	-	-	-	-	-
2010	— Sinon (Taiwan)	-	-	-	-	-	-	-	-	-	-	-	-	-	-	-	-	-	-	-	-
	Lancaster (Ind.)	2-1	3.08	4	4	0	0	0	0	26.1	25	10	9	4	0	8	0	36	3	0	.245
	Salt Lake	5-3	5.15	14	12	0	0	0	0	80.1	92	49	46	10	3	23	1	60	3	0	.294
MINOR TOTALS		59-48	4.22	198	166	2	1	3	4	1005.1	1014	525	471	95	45	365	8	758	41	4	.265
MAJOR TOTALS		2-0	2.21	10	1	0	0	0	0	20.1	19	6	5	1	0	6	0	16	0	0	.250



Ryan Ketchner - Pitcher

Bats: LEFT Throws: LEFT Ht.: 6-1 Wt.: 190



Opening Day Age: 28      Born: April 19, 1982  
Birthplace: Wellsville, NY      Resides: Wellsville, NY  
Acquired: Signed by the Angels as a free agent on March 23, 2011.

2010 Season:

■ Split the season between Double-A **Erie** and Triple-A **Toledo**...Went 1-1 with a 3.86 ERA in five games of relief for Erie...In 25 games (22 starts) for Toledo, owned a 6-5 record with a 4.00 ERA and 95 strikeouts...Signed by Detroit as a free agent on January 14, 2010.

Career Summary:

- Did not pitch during the first half of the **2009** season...Went 1-4 with a 4.66 ERA (20 ER/38.2 IP) in 10 games (seven starts) with Single-A **Lakeland** from July 17-August 28...Struck out a season-high seven batters on August 11 vs. Clearwater and then struck out seven in his next start on August 17 vs. Clearwater...Promoted to Triple-A **Toledo** on September 2 and made two starts with the Mud Hens...Threw 7.0 innings on September 2 at Indianapolis and earned the win (5 H/1 ER/2 BB/4 K)...Tossed a complete game six-hit shutout at Columbus on September 7 (0 BB/2 K).
- In **2008**, went 7-6 with a 4.75 ERA (61 ER/115.2 IP) in 25 games (20 starts) for Double-A **West Tennessee** from April 7-August 30...Struck out a season-high seven batters on May 20 vs. Mobile and again on May 30 at Mississippi...Had shoulder surgery following the 2008 season...Signed by Seattle as a free agent prior to the season.
- In **2007**, went 1-11 with a 5.62 ERA (62 ER/99.1 IP) in 19 games (all starts) with Triple-A **Portland** from April 6-July 16...Lone win came on June 28 (16th start of the year)...Struck out a season-high nine batters in that win at Tacoma...Signed with San Diego as a free agent prior to the season.
- Did not pitch until mid-July in **2006** as he rehabbed from surgery...Made three appearances for the **Gulf Coast Dodgers** and was the promoted to Single-A **Vero Beach**...Went 2-1 in nine relief outings from July 29-August 26...Struck out a season-high five batters on August 10 at Ft. Myers...Made one appearance for Triple-A **Las Vegas** on August 28 (2.0 IP/2 K).
- Missed entire **2005** season due to tommy john surgery.
- Selected to the **2004** Southern League All-Star team...Promoted to Triple-A **Las Vegas** where he made one start...His combined 2.92 ERA was second among all Dodger minor leaguers...Acquired by the Dodgers on April 3 along with RHP Aaron Looper in exchange for infielder Jolbert Cabrera and outfielder Jason Romano.
- Selected to Baseball America's **2003** High-A All-Star team as a member of the **Inland Empire** 66ers...Pitched a scoreless inning in the California League All-Star game and was also named to the California League postseason All-Star team.
- In **2002**, spent most of the season with the Single-A **Wisconsin** Timber Rattlers where he owned a 3-6 record with a 2.59 ERA and 118 strikeouts in 31 games (12 starts)...Appeared in one game (one start) with Triple-A Tacoma...Registered a 0-1 record with a 4.76 ERA.
- In **2001**, appeared in 20 games (five starts) for Single-A **Everett**...Owned a 3-3 record with a 2.92 ERA and 58 strikeouts.
- In first professional season in **2000**, appeared in nine games (one start) with the **Arizona League Mariners**...Owned a 1-2 record with a 4.21 ERA and 27 strikeouts.

Personal/Misc:

- Ryan Patrick Ketchner.
- Attended John I. Leonard High School (Greenacres, FL).
- Born partially deaf, has roughly 10% of his hearing and wears two hearing aids.
- While in high school, met former Salt Lake player Curtis Pride, the only deaf player in the modern era to reach the Major Leagues, and has remained in contact with him ever since.
- Originally selected by the Seattle Mariners in the 10th round of the 2000 draft.

Career Statistics

Year	Team	W-L	PCT	ERA	G	GS	CG	SHO	SV	SVO	IP	H	R	ER	HR	HB	BB	IBB	SO	WP	BK	GO	AO	GDP	AVG
2000	— AZL	1-2	.333	4.21	9	1	0	0	0	-	25.2	22	14	12	0	1	3	0	27	2	1	-	-	-	.227
2001	— Everett	3-3	.500	2.92	20	5	0	0	2	-	52.1	38	19	17	3	3	18	0	58	4	0	-	-	-	.199
2002	— Wisconsin	3-6	.333	2.59	31	12	0	0	1	-	111.0	75	39	32	3	3	39	3	118	3	3	-	-	-	.190
2002	— Tacoma	0-1	.000	4.76	1	1	0	0	0	-	5.2	9	3	3	0	0	0	0	6	0	0	-	-	-	.360
2003	— Inland Empire	14-7	.667	3.45	31	22	2	2	1	-	156.2	133	63	60	10	4	33	0	159	6	0	-	-	-	.228
2004	— Jacksonville	8-7	.533	3.02	21	21	1	0	0	-	119.1	118	43	40	10	3	36	1	98	1	0	-	-	-	.276
2004	— Las Vegas	0-0	.000	1.29	1	1	0	0	0	-	7.0	5	1	1	1	0	0	0	4	0	0	-	-	-	.200
2005	—	INJURED - DID NOT PLAY																							
2006	— GCL	0-0	.000	0.00	3	2	0	0	0	0	6.0	3	0	0	0	1	1	0	8	0	0	2	6	0	.150
2006	— Vero Beach	2-1	.667	1.45	9	0	0	0	0	1	18.2	10	3	3	2	1	5	0	19	0	0	13	23	1	.159
2006	— Las Vegas	0-0	.000	9.00	1	0	0	0	0	0	2.0	4	2	2	0	0	1	0	2	0	0	2	2	0	.400
2007	— Portland	1-11	.083	5.62	19	19	0	0	0	0	99.1	110	63	62	17	2	37	2	85	5	0	85	124	7	.281
2008	— West Tenn	7-6	.538	4.75	25	20	0	0	0	0	115.2	146	68	61	11	7	37	0	70	6	2	114	151	6	.313
2009	— Lakeland	1-4	.200	4.66	10	7	0	0	0	0	38.2	46	26	20	2	1	6	1	33	0	0	37	43	4	.289
2009	— Toledo	2-0	1.000	0.56	2	2	1	1	0	0	16.0	11	1	1	0	0	2	0	6	0	0	6	34	1	.196
2010	— Erie	1-1	.500	3.86	5	0	0	0	1	2	14.0	15	6	6	1	0	2	0	6	0	0	14	21	0	.273
2010	— Toledo	6-5	.545	4.00	25	22	0	0	1	1	123.2	122	65	55	20	2	39	0	95	4	0	102	162	7	.258
MINOR TOTALS		49-54	.476	3.70	213	135	4	3	6	4	911.2	867	416	375	80	28	259	7	794	31	6	375	566	26	.252





## Tim Kiely - Pitcher

Bats: RIGHT Throws: RIGHT Ht.: 6-1 Wt.: 190

Opening Day Age: 25

Born: August 26, 1985

Birthplace: Swampscott, MA

Resides: Swampscott, MA

Acquired: Selected by the Angels in the 27th round of the 2008 draft.

### 2010 Season:

- Bounced between the **Arkansas** Travelers and **Salt Lake** Bees most of the season...Owned a 7-10 record and 5.08 ERA in 21 games (all starts) for Arkansas...Struck out 66 and walked 28 in 124 innings...In Salt Lake, owned a 3-2 record and 9.00 ERA in seven starts...Struck out 18 and walked 11 in 39 innings pitched.

### Career Summary:

- Started the **2009** season with Single-A **Rancho Cucamonga** where he owned a 5-5 record with 4.44 ERA in 12 games (all starts)...Promoted to the **Arkansas** Travelers where he posted a 4-3 record in 15 game starts with a 4.85 ERA...Picked up 92 strikeouts in the season.
- In **2008**, made four appearances for the Rookie-level **Orem** Owlz of the Pioneer League before being called up to the Single-A **Cedar Rapids** Kernels of the Midwest League, where he spent the rest of the season...Owned a 5-1 record in 25 relief appearances with a 2.00 ERA for the Kernels.

### Personal/Misc:

- Timothy Kiely.
- Attended Trinity College (Hartford, Conn.).

### Career Statistics

Year	Team	W-L	PCT	ERA	G	GS	CG	SHO	SV	SVO	IP	H	R	ER	HR	HB	BB	IBB	SO	WP	BK	GO	AO	GIDP	AVG
2008	Orem	0-0	.000	3.00	4	0	0	0	1	1	6.0	4	2	2	0	0	0	0	7	1	0	9	2	0	.182
2008	Cedar Rapids	5-1	.833	2.00	21	0	0	0	2	3	36.0	35	8	8	1	3	8	0	33	3	0	38	34	3	.255
2009	R. Cucamonga	5-5	.500	4.44	12	12	1	0	0	0	73.0	85	42	36	7	2	8	0	44	0	0	86	83	4	.286
2009	Arkansas	4-3	.571	4.85	15	15	1	0	0	0	94.2	104	59	51	15	2	18	0	48	2	0	91	134	1	.277
2010	Salt Lake	3-2	.600	9.00	7	7	0	0	0	0	39.0	61	42	39	7	1	11	0	18	5	0	45	49	2	.361
2010	Arkansas	7-10	.412	5.08	21	21	2	0	0	0	124.0	155	83	70	15	4	28	0	66	4	0	176	120	13	.308
MINOR TOTALS		24-21	.533	4.97	80	55	4	0	3	4	372.2	444	236	206	45	12	73	0	216	15	0	445	422	23	.295



## Paul McAnulty - Infielder

Bats: LEFT Throws: RIGHT Ht.: 5-11 Wt.: 225

Opening Day Age: 29

Born: February 24, 1981

Birthplace: Oxnard, CA

Resides: Oxnard, CA

Acquired: Signed as a free agent by the Angels before the 2010 season.

### 2010 Season:

- Started the season with the Double-A **Arkansas** Travelers hitting .331 with 14 home runs and 27 RBI in 44 games...Promoted to **Salt Lake** for a brief stint before being called up by the **Angels**...Played in nine games for the Halos hitting .136 with one home run on his first game...Returned to Salt Lake where he hit for .302 with 10 home runs and 54 RBI in 73 games.

### Career Summary:

- In **2009**, hit .233 with 11 home runs and 48 RBI in 90 games with Triple-A **Pawtucket** in the Red Sox organization...Released by the Red Sox on July 24...Signed a Minor League contract with the Colorado Rockies on August 10...With Triple-A **Colorado Springs** batted .182 with two home runs and six RBI in 20 games.
- Started **2008** back in Triple-A **Portland** and batted .343 with 13 home runs and 50 RBI in 53 games before being promoted to the Padres...With **San Diego** batted .207 in 66 games with three home runs and 13 RBI.
- Split **2007** between Triple-A **Portland** and the **San Diego** Padres...Hit .270 with four home runs and 35 RBI in 69 games in Portland...In 20 games with San Diego batted .200 with one home run and five RBI.
- Spent most of the **2006** season in the PCL with Triple-A **Portland** where he batted .310 with 19 home runs and 79 RBI in 125 games...Promoted to **San Diego** and appeared in 16 games...Hit .231 and had a pinch-hit walk-off home run on September 6.
- Made his major league debut with the Padres June 22, **2005** and batted .208 in 22 games with **San Diego**...Spent most of the year with Double-A **Mobile** where he hit .282 with 10 home runs and 42 RBI in 79 games...Also spent time in Triple-A **Portland** and hit .344 with six home runs and 27 RBI in 38 games.
- At Single-A Advanced **Lake Elsinore** in **2004** batted .297 with 23 home runs and 87 RBI in 133 games.
- Played all of the **2003** season at Single-A **Fort Wayne** in the Midwest League...Hit .273 with seven home runs and 73 RBI.
- Debuted with Rookie-level **Idaho Falls** in **2002**...Appeared in 67 games and hit .379 with eight home runs and 51 RBI.

### Personal/Misc:

- Paul Michael McAnulty.
- Attended Cal State Long Beach (CA).
- Signed by Jason McLeod.

### Career Statistics

Year	Team	G	AB	R	H	2B	3B	HR	RBI	SB	CS	BB	SO	BA	OBP	SLG
2002	Idaho Falls	67	235	56	89	29	0	8	51	7	2	49	43	.379	.488	.604
2003	Fort Wayne	133	455	48	124	27	0	7	73	5	3	67	82	.273	.370	.378
2004	Lake Elsinore	133	495	98	147	36	3	23	87	3	1	88	106	.297	.404	.521
2005	Mobile	79	298	39	84	17	2	10	42	5	2	34	66	.282	.364	.453
2005	Portland	38	151	27	52	15	0	6	27	0	0	16	29	.344	.405	.563
2005	San Diego Padres	22	24	4	5	0	0	0	0	1	0	3	7	.208	.321	.208
2006	Portland	125	478	76	148	34	5	19	79	1	2	62	79	.310	.388	.521
2006	San Diego Padres	16	13	3	3	1	0	1	3	0	0	2	4	.231	.333	.538
2007	Padres	6	15	2	6	1	0	0	4	0	0	2	2	.400	.471	.467
2007	Portland	63	233	25	61	12	1	4	31	0	2	29	47	.262	.347	.373
2007	San Diego Padres	20	40	5	8	1	0	1	5	0	0	3	10	.200	.256	.300
2008	Portland	53	181	34	62	14	1	13	50	0	0	35	38	.343	.440	.646
2008	San Diego Padres	66	135	9	28	7	1	3	13	0	0	26	41	.207	.341	.341
2009	Pawtucket	90	326	36	76	20	1	11	48	0	1	45	83	.233	.331	.402
2009	Colorado Springs	20	55	4	10	3	0	2	6	0	0	5	12	.182	.246	.345
2010	Arkansas	44	148	31	49	3	1	14	27	1	2	24	36	.331	.426	.649
2010	Salt Lake	73	275	43	83	18	1	10	54	0	1	27	39	.302	.361	.484
2010	LAA	9	22	2	3	0	0	1	2	0	0	2	11	.136	.208	.273
MINOR TOTALS		924	3345	519	991	229	15	127	579	22	16	483	662	.296	.386	.488
MAJOR TOTALS		133	275	23	47	9	1	6	23	1	0	36	73	.201	.314	.325





Eddie McKiernan - Pitcher

Bats: RIGHT Throws: RIGHT Ht.: 5-11 Wt.: 160

Opening Day Age: 22 Born: March 21, 1989

Birthplace: Pasadena, CA Resides: Monrovia, CA

Acquired: Selected by the Angels in the 17th round of the 2007 draft.

2010 Season:

- Spent the majority of the season with the **Rancho Cucamonga** Quakes, where he owned a 3-2 record, 3.40 ERA and 57 strikeouts in 55.2 innings of relief...Appeared in one game for the **Salt Lake** Bees.

Career Summary:

- Spent majority of the **2009** season with the **Rancho Cucamonga** Quakes where he owned a 5-4 record with 3.81 ERA in 45 games...Appeared in six games for the **Salt Lake** Bees where he owned a 6.75 ERA in 10.2 innings pitched.
- Spent **2008** with the **Cedar Rapids** Kernels, owning a 1-5 record with a 3.73 ERA in 50 games...In 62.2 IP, struck out 56 and walked 16.
- Made his professional debut in **2007** in the **Arizona League Angels**...In 18 games, went 0-1 with a 2.25 ERA and 5 SV in 24.0 IP...Struck out 17 and walked 6.

Personal/Misc:

- Eddie Walter McKiernan.
- Attended Monrovia High School (CA).

Career Statistics

Year	Club	W-L	PCT	ERA	G	GS	CG	SHO	SV	SVO	IP	H	R	ER	HR	HB	BB	IBB	SO	WP	BK	GO	AO	GDP	AVG
2007	AZL	0-1	.000	2.25	18	0	0	0	5	6	24.0	21	9	6	0	5	6	0	17	0	0	24	27	2	.241
2008	Cedar Rapids	1-5	.167	3.73	50	0	0	0	22	24	62.2	60	30	26	6	6	16	3	56	2	2	57	70	5	.254
2009	Salt Lake	0-1	.000	6.75	6	0	0	0	0	0	10.2	9	8	8	2	0	3	0	3	0	0	10	19	0	.220
2009	R. Cucamonga	5-4	.556	3.81	45	0	0	0	4	7	56.2	60	30	24	6	3	22	1	52	4	0	59	57	4	.269
2010	Salt Lake	0-0	.000	20.25	1	0	0	0	0	0	1.1	3	3	3	0	0	1	0	2	0	0	0	2	0	.429
2010	R. Cucamonga	3-2	.600	3.40	55	0	0	0	28	32	55.2	47	23	21	5	0	20	3	57	4	1	59	45	3	.227
MINOR TOTALS		9-13	.409	3.75	175	0	0	0	59	69	211.0	200	103	88	19	14	68	7	187	10	3	209	220	14	.250



Kevin Melillo - Infielder

Bats: LEFT Throws: RIGHT Ht.: 6-0 Wt.: 180

Opening Day Age: 28 Born: May 14, 1982

Birthplace: Longwood, FL Resides: Charlotte, NC

Acquired: Signed by the Angels as a free agent on December 27, 2010.

2010 Season:

- Spent the entire season with Triple-A **Indianapolis** in the Pittsburgh Pirates organization...In 98 games, hit .276 with 24 doubles, five triples, 10 home runs, 41 RBI and nine stolen bases.

Career Summary:

- In **2009**, his lone season in the Milwaukee Brewers organization, appeared in 113 games for Double-A **Huntsville**...Hit .249 with 22 doubles, three triples, nine home runs, 52 RBI and four stolen bases.
- Began the **2008** season with Triple-A **Sacramento**, hitting .260 with four doubles, two triples, five home runs and 17 RBI in 38 games...Joined the Blue Jays organization midseason, finishing the year with Triple-A **Syracuse**...Hit .257 with 16 doubles, nine home runs, 36 RBI and two stolen bases in 68 games for the Chiefs.
- Spent all of **2007** with **Sacramento**, hitting .262 with 27 doubles, six triples, 10 home runs, 55 RBI and eight stolen bases in 98 games...Called up to Oakland and made his major league debut on June 24 against the New York Mets...Entered the game as a pinch-hitter and reached on a walk in his only plate appearance.
- In **2006**, appeared in 136 games for Double-A **Midland**...Hit .280 with 31 doubles, 12 home runs, 73 RBI and 14 stolen bases.
- Spent time on three teams in **2005**, 78 games with Low-A **Kane County**, 22 games with High-A **Stockton** and 35 games with Double-A **Midland**...Finished the season with a .305 average and 35 doubles, four triples, 93 RBI and 21 stolen bases.
- In first professional season in **2004**, appeared in 22 games for rookie level **Vancouver**...Hit .340 with 11 doubles, two home runs, 21 RBI and two stolen bases.

Personal/Misc:

- Kevin Michael Melillo.
- Attended Lake Brantley High School (FL) and the University of South Carolina.
- Graduated from USC in 2009 with a degree in sports management.
- Originally signed by Athletics scout Mike Holmes.
- Has played in Athletics, Blue Jays, Brewers and Pirates organizations.

Career Statistics

Year	Club	AVG	G	AB	R	H	2B	3B	HR	RBI	SH	SF	HB	BB	IBB	SO	SB	CS	GDP	SLG	OBP	E
2004	Vancouver	.340	22	94	22	32	11	2	2	21	0	1	3	11	0	16	2	1	1	.564	.422	2
2005	Kane County	.286	78	280	47	80	18	3	8	36	1	5	3	53	1	40	10	4	5	.457	.399	10
	Stockton	.400	22	90	21	36	7	1	9	23	0	1	1	12	0	18	2	0	2	.800	.471	4
	Midland	.282	35	131	33	37	10	0	7	34	0	2	0	14	1	23	9	2	4	.519	.347	2
2006	Midland	.280	136	500	73	140	31	3	12	73	3	6	4	68	3	98	14	7	11	.426	.367	6
2007	Oakland	.000	1	0	0	0	0	0	0	0	0	0	0	1	0	0	0	0	0	.000	1.000	0
	Sacramento	.262	98	382	63	100	27	6	10	55	4	1	2	54	1	100	8	7	3	.442	.355	11
2008	Sacramento	.260	38	146	21	38	4	2	5	17	0	1	1	21	0	32	1	0	5	.418	.355	4
	Syracuse	.257	68	226	21	58	16	2	9	36	1	1	0	26	0	58	2	1	1	.465	.332	10
2009	Huntsville	.249	113	385	60	96	22	3	9	52	1	8	0	60	5	68	4	3	3	.392	.344	14
2010	Indianapolis	.276	98	352	54	97	24	5	10	41	2	6	1	44	2	53	9	5	3	.457	.352	8
MINOR TOTALS		.276	708	2586	415	714	170	27	81	388	12	32	15	363	13	506	61	30	38	.457	.364	71





## Tommy Mendoza - Pitcher

Bats: RIGHT Throws: RIGHT Ht.: 6-2 Wt.: 195

Opening Day Age: 23

Born: August 18, 1987

Birthplace: Hialeah, FL

Resides: Hialeah, FL

Acquired: Selected by the Angels in the fifth round of the 2005 draft.

### 2010 Season:

- Split the season between the **Arkansas** Travelers and **Salt Lake** Bees...Began in Salt Lake, where he owned a 0-4 record and 8.89 ERA in six games (five starts)...Owned a 1-1 record and 3.44 ERA in four starts with Arkansas.

### Career Summary:


- Appeared in 20 games (all starts) for Double-A **Arkansas**, finishing with a 7-7 record, 3.36 ERA and 86 strikeouts... Called up to **Salt Lake** for four games (all starts) where he went 2-1 with a 2.91 ERA and 10 strikeouts.
- Spent the entire **2008** season with the **Rancho Cucamonga** Quakes...Finished with a 4-12 record, 4.73 ERA with 50 strikeouts.
- Spent most of **2007** with **Cedar Rapids**, went 2-4 in 12 games (11 starts) with a 4.86 ERA and 38 strikeouts...Appeared in one game for the **AZL Angels**, going 1-0 in five innings of relief.
- In **2006**, went 11-6 in 27 games (all starts) for Single-A **Cedar Rapids** with a 4.17 ERA and a career-high 134 strikeouts.
- In first professional season in **2005**, appeared in 13 games (four starts) for the **Arizona League Angels**...Went 3-3 with a 1.55 ERA and 56 strikeouts...Pitched in two games (one start) for Single-A **Rancho Cucamonga**, owning a 1-0 record with one save.

### Personal/Misc:

- Thomas Mendoza.
- Attended Monsignor Edward Pace High School (FL).
- Earned First-Team All-Dade County (Miami) honors.
- Originally signed by Angels scout Mike Silvestri.

### Career Statistics

Year	Club	W-L	PCT	ERA	G	GS	CG	SHO	SV	SVO	IP	H	R	ER	HR	HB	BB	IBB	SO	WP	BK	GO	AO	AVG
2005	AZL Angels	3-3	.500	1.55	13	4	0	0	0	0	52.1	42	14	9	1	1	13	0	56	2	0	39	52	4
2005	R.Cucamonga	1-0	1.000	0.00	2	1	0	0	1	1	10.0	4	0	0	0	0	0	0	12	0	0	7	11	1
2006	Cedar Rapids	11-6	.647	4.17	27	27	1	0	0	0	170.2	169	83	79	15	6	32	2	134	5	1	186	179	10
2007	AZL Angels	1-0	1.000	0.00	1	0	0	0	0	0	5.0	5	3	0	0	0	2	0	4	0	0	7	3	1
2007	Cedar Rapids	2-4	.333	4.86	12	11	0	0	0	0	53.2	67	37	29	5	3	16	0	38	3	0	52	67	6
2008	R.Cucamonga	4-12	.250	4.73	20	19	0	0	0	0	110.1	130	69	58	11	5	39	0	50	5	0	133	133	10
2009	Arkansas	7-7	.500	3.36	20	20	0	0	0	0	128.2	130	60	48	10	2	31	0	86	6	0	131	160	12
2009	Salt Lake	2-1	.667	2.91	4	4	0	0	0	0	21.2	18	8	7	3	1	11	0	10	0	0	29	25	4
2010	Arkansas	1-1	.500	3.44	4	4	0	0	0	0	18.1	13	9	7	2	0	14	0	13	1	0	15	24	1
2010	Salt Lake	0-4	.000	8.89	6	5	0	0	0	0	27.1	45	30	27	12	0	7	0	13	0	0	28	35	1
<b>MINOR TOTALS</b>		<b>32-38</b>	<b>.457</b>	<b>3.97</b>	<b>109</b>	<b>95</b>	<b>1</b>	<b>0</b>	<b>1</b>	<b>1</b>	<b>598.0</b>	<b>623</b>	<b>313</b>	<b>264</b>	<b>59</b>	<b>18</b>	<b>165</b>	<b>2</b>	<b>416</b>	<b>22</b>	<b>1</b>	<b>627</b>	<b>689</b>	<b>50</b>



## Jeremy Moore - Outfielder

Bats: LEFT Throws: RIGHT Ht.: 6-1 Wt.: 195

Opening Day Age: 23

Born: June 29, 1987

Birthplace: Shreveport, LA

Resides: Vivian, LA

Acquired: Selected by the Angels in the sixth round of the 2005 draft.

### 2010 Season:

- Speedy outfielder put together finest season as a professional in first full season with Double-A **Arkansas**...Batted .303 (138/456) with 72 runs scored, 14 doubles, 10 triples, 13 home runs, 61 RBI and 24 stolen bases in 128 games...Logged double-digits in doubles, triples and home runs for the third straight season...Ranked sixth in Texas League with 211 total bases...10 triples led the league...Also ranked fifth in the circuit in hits and stolen bases...Placed sixth in the league with a .303 clip...Named to the Texas League All-Star team and earned Texas League Player of the Week honors Aug. 16-23...Was a standout performer in 2010 Arizona Fall League with the Mesa Solar Sox...Put together a stash line of .343/.395/.543 for a .938 OPS in 17 games scoring 15 runs with 15 RBI while stealing eight bases...Added to Angels' 40-man roster November 19.

### Career Summary:

- In **2009**, posted club-highs in triples (12) and home runs (11) in first season with Single-A **Rancho Cucamonga**...Set a career-best with 134 games played, including seven contests with **Arkansas** at season's end (.333, 2 HR, 10 RBI)...Logged double-digits in doubles (20), triples and home runs for the second straight season (11 2Bs, 12 3Bs & 17 HRs in 2008)...All told, logged 46 extra-base hits with Quakes and Travs.
- Spent **2008** campaign with Class A **Cedar Rapids** Kernels of Midwest League...40 of his 87 hits went for extras as he ranked second in the league with a .478 slugging pct...Posted double-digits in doubles (11), triples (12) and home runs (19)...12 triples ranked second in Midwest League...17 home runs led the Kernels and remain a career-high...Fell a homer short of the cycle during a 4-for-4 performance on April 13...Went 5-for-5 with a homer and a double on June 8...Stole a career-best 28 bases in 38 attempts.
- Spent entire **2007** season with Rookie-level **Orem** Owlz of the Pioneer League... Hit first home run on June 26 against Ogden and went 3-for-5 with a homer, two RBIs and three runs scored on June 28 against Idaho Falls...Went 4-for-4 with two homers and a season-high six RBIs on Aug. 7 against Casper...Finished fourth in the league in homers (14) and tied for fourth in RBI (54)...Stole 17 bases on 22 attempts.
- Spent first two professional campaigns (**2005-06**) with the **Angels' Arizona Summer League** club...12 of his 36 hits in 2006 season went for extra bases.

### Personal/Misc:

- Jeremy Jerome Moore.
- Attended North Caddo High School (LA).
- Originally signed by Angels scout Chad MacDonald.

### Career Statistics

Year	Club	AVG	G	AB	R	H	2B	3B	HR	RBI	SH	SF	HBP	BB	IBB	SO	SB	CS	GDP	SLG	OBP	E
2005	Angels (ASL)	.227	34	110	15	25	3	1	0	11	2	0	1	11	0	46	12	6	3	.273	.303	2
2006	Angels (ASL)	.254	41	142	25	36	7	2	3	19	1	1	3	18	0	37	4	8	4	.394	.348	2
2007	Orem	.272	68	254	50	69	13	6	14	54	4	1	3	19	2	68	17	5	5	.535	.329	6
2008	Cedar Rapids	.240	96	362	47	87	11	12	17	48	2	2	2	21	0	125	28	10	1	.478	.284	3
2009	R. Cucamonga	.279	124	470	61	131	20	12	11	58	4	4	4	34	2	144	17	13	6	.443	.330	3
	Arkansas	.333	7	21	5	7	0	1	2	10	0	1	1	3	0	7	1	1	0	.714	.319	0
2010	Arkansas	.303	128	456	72	138	14	10★	13	61	5	5	3	39	2	122	24	10	7	.463	.358	13
<b>MINOR TOTALS</b>		<b>.272</b>	<b>498</b>	<b>1815</b>	<b>275</b>	<b>493</b>	<b>68</b>	<b>44</b>	<b>60</b>	<b>261</b>	<b>18</b>	<b>14</b>	<b>17</b>	<b>145</b>	<b>6</b>	<b>549</b>	<b>103</b>	<b>53</b>	<b>26</b>	<b>.457</b>	<b>.329</b>	<b>29</b>

★ led or tied for league lead





## Efren Navarro - Infielder

Bats: LEFT Throws: LEFT Ht.: 6-0 Wt.: 200

Opening Day Age: 24

Born: May 14, 1986

Birthplace: Las Vegas, NV

Resides: Lynwood, CA

Acquired: Selected by the Angels in the 50th round of the 2007 draft.

### 2010 Season:

- Spent the entire season at Double-A **Arkansas**...In 128 games for the Travs, hit .267 with 24 doubles, six home runs, 50 RBI and six stolen bases.

### Career Summary:

- In **2009**, appeared in 130 games for Single-A **Rancho Cucamonga**...Hit .287 with 32 doubles, five home runs, 61 RBI and seven stolen bases.
- Split the **2008** season between **Cedar Rapids** and **Rancho Cucamonga**...In 94 games with Cedar Rapids, hit .269 with 18 doubles, two home runs, 45 RBI and seven stolen bases...In 35 games with Rancho Cucamonga, hit .349 with nine doubles, two home runs and 18 RBI...Named a Midwest League Midseason All-Star.
- In his first professional season in **2007**, split time between the **Arizona League Angels** and the **Orem Owlz**...Hit .231 on the season, with seven doubles, one home run, 14 RBI and one stolen base.

### Personal/Misc:

- Efren Navarro (EFF-ren).
- Attended the University of Nevada – Las Vegas.
- Originally signed by Angels scout Jeff Scholzen.

### Career Statistics

Year	Club	AVG	G	AB	R	H	2B	3B	HR	RBI	SH	SF	HBP	BB	IBB	SO	SB	CS	GDP	SLG	OBP	E
2007	Angels (ASL)	.353	5	17	4	6	3	0	0	3	0	1	0	3	0	2	0	1	1	.529	.429	0
	Orem	.212	40	113	16	24	4	0	1	11	2	1	2	11	1	21	1	1	6	.274	.291	1
2008	Cedar Rapids	.269	94	331	37	89	18	0	2	45	2	6	4	42	1	66	7	7	2	.341	.352	9
	R. Cucamonga	.349	35	129	13	45	9	0	2	18	0	2	0	19	2	20	0	3	2	.465	.427	0
2009	R. Cucamonga	.287	130	481	64	138	32	3	5	61	1	2	3	53	2	72	3	2	13	.397	.360	13
2010	Arkansas	.267	128	453	46	121	24	2	6	50	4	3	3	31	2	47	6	4	3	.369	.316	6
MINOR TOTALS		.278	432	1524	180	423	90	5	16	188	9	15	12	159	8	228	17	18	27	.375	.347	29



## Anthony Ortega - Pitcher

Bats: RIGHT Throws: RIGHT Ht.: 6-0 Wt.: 185

Opening Day Age: 25

Born: August 24, 1985

Birthplace: Ocumare Del Tuy, VZ Resides: Charallave, Miranda, VZ

Acquired: Signed as nondrafted free agent by the Angels on October 13, 2003.

### 2010 Season:

- Began season on disabled list with a strained right triceps...Made five rehab appearances (three starts) with **Arizona League Angels** in July, did not record a decision while posting a 8.00 ERA (9 IP - 8 ER)...Was reinstated from the disabled list and optioned to Double-A **Arkansas** on August 4...Made 10 relief appearances with Travelers, posting an 0-1 record with a 8.04 ERA (15.2 IP - 14 ER).

### Career Summary:

- In **2009**, began season at Triple-A **Salt Lake**, posting a 1-1 record with a 9.88 ERA (13.2 IP - 15 ER) in three starts...Had contract selected by **Angels** on April 25...Compiled an 0-2 record and a 9.24 ERA (12.2 IP - 13 ER) in three starts...Made major league debut and took first loss, April 25 vs. Seattle (5 IP, 4 H, 5 R, 4 ER, 1 BB, 5 SO, 2 HR)...Was optioned to Salt Lake on May 10...Made final start defeating Omaha on May 12...Suffered from right elbow inflammation and was shutdown for remainder of season.
- Began the **2008** season with Double-A **Arkansas** before being promoted to Triple-A **Salt Lake** on August 4...Was 9-7 with a 3.73 ERA with Travelers...Allowed two runs, one earned, off five hits in nine innings on May 18 against Northwest Arkansas, receiving no decision...Threw a complete-game shut out against Tulsa on June 15, allowing only three hits...Made his Triple-A debut with the Bees on August 4 against Iowa, allowing three runs, two earned, in five innings and earned his first Triple-A win...Finished regular season without a loss, 5-0 in six appearances with Salt Lake...Received Howie Gershberg Minor League Pitcher of the Year award.
- Spent entire **2007** season with Single-A **Rancho Cucamonga**...Went 7-11 with a 4.02 ERA (fifth in California League) in 28 games...Tossed eight scoreless innings of one-hit ball on May 29 against Inland Empire, but received no decision...Was seventh in the California League with 127 strikeouts.
- In **2006**, split time between **Rancho Cucamonga**, **Orem** and **Cedar Rapids**, posting a combined 2-8 record with a 3.54 ERA in 19 games...Longest stint was spent at Cedar Rapids, where he posted a 1-6 record with a 4.34 ERA (66.1 IP - 32 ER)...Struck out a season-best eight batters, August 4 against Peoria.
- Spent entire **2005** campaign with the **Dominican Summer League Angels**...Went 7-4 with a league-leading 0.86 ERA in 14 starts...Struck out 100 batters (fourth in DSL) in 94.1 innings pitched.
- In **2004**, began professional career with the **DSL Angels**, posting a 2-6 record with a 2.45 ERA in 13 starts.

### Personal/Misc:

- Anthony Yoel Ortega Martinez.
- Attended UEN Francisco Tosta Garcia (VZ).
- Originally signed by Angels scout Carlos Porte.

### Career Statistics

Year	Club	W-L	ERA	G	GS	CG	GF	SHO	SV	IP	H	R	ER	HR	HB	BB	IBB	SO	WP	BK	BA
2004	Angels (DSL)	2-6	2.45	13	13	0	0	0	0	80.2	64	28	22	3	5	13	0	61	8	2	.215
2005	Angels (DSL)	7-4	0.86★	14	14	2	0	0	0	94.1	62	20	9	2	4	21	0	100	4	1	.182
2006	R. Cucamonga	0-1	2.08	5	1	0	3	0	1	8.2	9	6	2	0	0	5	0	5	0	0	.281
	Orem	1-1	0.79	2	2	0	0	0	0	11.1	6	3	1	0	1	2	0	11	1	0	.162
	Cedar Rapids	1-6	4.21	12	12	0	0	0	0	66.1	71	36	31	5	2	27	0	55	11	0	.280
2007	R. Cucamonga	7-11	4.02	28	28	1	0	0	0	163.1	157	84	73	17	5	68	2	127	8	2	.254
2008	Arkansas	9-7	3.73	22	22	1	0	1	0	135	124	65	56	11	7	49	0	83	9	1	.247
	Salt Lake	5-0	2.52	6	6	0	0	0	0	39.1	46	14	11	2	3	6	0	22	2	1	.282
2009	Salt Lake	2-1	9.64	4	4	0	0	0	0	18.2	30	21	20	5	1	6	0	5	0	0	.366
	LAA	0-2	9.24	3	3	0	0	0	0	12.2	19	15	13	4	0	6	0	7	0	0	.345
2010	Angels (AZL)	0-0	8.00	5	3	0	1	0	0	9	11	8	8	1	0	5	0	11	0	0	.297
	Arkansas	0-1	8.04	10	0	0	1	0	0	15.2	21	18	14	4	0	14	0	12	3	0	.328
MINOR TOTALS		34-38	3.46	121	105	4	5	1	1	642.1	601	303	247	54	28	216	2	492	46	7	.248

★ led or tied for league lead





## Chris Pettit - Outfielder

Bats: RIGHT Throws: RIGHT Ht.: 6-0 Wt.: 200

Opening Day Age: 26

Born: August 15, 1984

Birthplace: Pasadena, CA

Resides: San Dimas, CA

Acquired: Selected by the Angels in the 19th round of the 2006 draft.

### 2010 Season:

- Suffered shoulder injury and torn labrum while leaping over catcher to avoid a tag and diving back to the plate in a Winter League game in Dominican Republic...Rehabilitated the shoulder and received a cortisone shot before opting for surgery in March...Missed entire 2010 campaign and placed on the Angels' 60-day DL on April 14.

### Career Summary:

- In first season at Triple-A level **Salt Lake** in **2009**, batted team-best .321 with 70 runs, 30 doubles, three triples, eight home runs and 58 RBI in 96 contests...Stole 18 bases...Connected on eventual game-winning three-run home run on April 23 at Tacoma...Named Organizational Player of the Month for April batting .424 with nine doubles, one home run and 13 RBI...Hit safely in 24 of 25 games played from April 22 to May 18...Placed on DL on June 5 with fractured left hamate, activated July 21...Registered a .367 batting average with a team-high 21 doubles, four home runs, 34 RBI and 14 stolen bases at the time of injury...Saw first big league action as a September call-up with **Angels**...Made major league debut Sept. 8 vs. NYY (PH, 0/1)...Made first major league start, Sept. 14 vs. Seattle at Angel Stadium...Went 1/3 with a walk.
- In **2008**, registered a .248 average in 61 games for Double-A **Arkansas** with 55 hits, 12 doubles, two triples, six home runs and 26 RBI...Played for Scottsdale Scorpions in 2008 Arizona Fall League, batting .359 (52/145) with 30 runs scored, 13 doubles, one triple, four home runs and 20 RBI in 37 games.
- Named the Angels' Organization Player of Year in **2007** after batting .327 (161/493) at **Rancho Cucamonga** and **Cedar Rapids**...Posted 18 home runs, 95 RBI and 30 stolen bases...Led all Angels' minor leaguers in RBI and ranked fourth in average and stolen bases.
- With Rookie-level **Orem**, was Pioneer League leader in **2006** in doubles (25) and finished among league leaders in average (.336, T5th), RBI (54, 4th), on-base percentage (.445, 3rd), slugging percentage (.566, 3rd) and extra-base hits (23, T3rd)...Named to 2006 Pioneer League All-Star Team.

### Personal/Misc:

- Christopher Michael Pettit.
- Attended San Dimas High School (CA) and Loyola Marymount University (CA).
- Originally signed by Angels scout Bobby DeJardin.

### Career Statistics

Year	Club	AVG	G	AB	R	H	2B	3B	HR	RBI	SH	SF	HBP	BB	IBB	SO	SB	CS	GDP	SLG	OBP	E
2006	Orem	.336	68	226	41	76	25	3	7	54	0	1	14	31	1	48	5	1	5	.566	.445	2
2007	Cedar Rapids	.346	64	228	47	79	24	1	9	41	0	3	12	23	3	41	17	4	4	.579	.429	3
	R. Cucamonga	.309	69	265	54	82	20	2	9	54	1	2	3	36	1	48	13	3	5	.502	.395	0
2008	Arkansas	.248	61	222	27	55	12	2	6	26	4	1	8	16	0	39	5	2	4	.401	.320	2
	Angels (ASL)	.231	3	13	3	3	1	0	0	2	0	0	0	2	0	2	0	0	0	.308	.333	0
2009	Angels (ASL)	.357	4	14	2	5	1	0	0	1	3	6	1	3	0	6	1	0	0	.471	.429	0
	Salt Lake	.321	96	371	70	119	30	3	8	58	1	3	8	31	0	62	18	2	9	.482	.383	3
	LAA	.286	10	7	2	2	0	0	0	0	0	0	0	0	0	1	0	0	0	.286	.286	0
2010	LAA																					

INJURED - DID NOT PLAY

MINOR TOTALS .313 365 1339 244 419 113 10 39 236 6 10 45 142 5 246 59 12 27 .501 .395 1

★ led or tied for league lead



## Kevin Richardson - Catcher

Bats: RIGHT Throws: RIGHT Ht.: 6-3 Wt.: 230

Opening Day Age: 30

Born: September 12, 1980

Birthplace: Mount Vernon, WA

Resides: Marysville, WA

Acquired: Signed by the Angels as a free agent on December 20, 2010.

### 2010 Season:

- Split the season between Double-A **Frisco** and Triple-A **Oklahoma City** in the Texas Rangers organization...In 22 games for Frisco, hit .265 with seven doubles, nine RBI and four home runs...In 41 games for Oklahoma City, hit .235 with six doubles, eight home runs and 22 RBI.

### Career Summary:

- Spent second consecutive season with **Oklahoma City** in **2009**, hitting .216 with 10 doubles, 13 home runs and 36 RBI in 74 games...Called up by the **Rangers** and made his major league debut on August 17 against the Minnesota Twins going 2-for-4...Appeared in four games with the Rangers, hitting .500.
- Spent the entire **2008** season with **Oklahoma City**, his first full Triple-A season, where he owned a .251 average with 10 doubles, six home runs and 22 RBI in 55 games.
- Spent all of **2007** with Double-A **Frisco**, hitting .222 with eight doubles, 14 home runs and 45 RBI in 91 games.
- Appeared in 93 games for **Frisco** in **2006**, finishing the season with a .271 average and 12 doubles, three triples, 17 home runs (career-high) and 47 RBI.
- Split the **2005** season between Single-A **Clinton** and Double-A **Frisco**...In 56 games for Clinton, hit .267 with eight doubles, six home runs and 37 RBI...In 18 games for Frisco, hit .305 with four doubles, two home runs and 11 RBI.
- Spent all of **2004** with Single-A **Clinton**, hitting .223 with 19 doubles (career-high), 13 home runs and 55 RBI.
- Split the **2003** season between low-A **Spokane** and high-A **Clinton**...In 32 games for Spokane, hit .304 with 10 doubles, six home runs and 26 RBI...In 22 games for Clinton, hit .164 with four RBI.
- In first professional season in **2002**, appeared in 24 games with rookie level **Pulaski**...Hit .157 with four doubles, one home run and seven RBI.

### Personal/Misc:

- Kevin Grant Richardson.
- Attended Bellingham High School (WA) and Gonzaga University.
- Graduated from Gonzaga in 2002 with a degree in business management.
- Originally signed by Rangers scout Greg Whitworth.

### Career Statistics

Year	Club	AVG	G	AB	R	H	2B	3B	HR	RBI	SH	SF	HBP	BB	IBB	SO	SB	CS	GDP	SLG	OBP	E
2002	Pulaski	.157	24	83	8	13	4	0	1	7	0	0	2	12	1	32	1	1	3	.241	.278	3
2003	Clinton	.164	22	67	4	11	0	0	0	4	0	1	3	10	1	22	0	1	1	.164	.296	2
	Spokane	.304	32	112	19	34	10	0	6	26	0	0	1	18	0	34	0	0	4	.554	.405	2
2004	Clinton	.223	100	345	50	77	19	0	13	55	0	4	10	33	0	121	1	1	8	.391	.306	8
2005	Clinton	.267	56	202	28	54	8	1	6	37	0	1	10	23	0	56	3	2	2	.406	.369	4
	Frisco	.305	18	59	12	18	4	0	2	11	0	0	4	6	0	23	0	1	2	.475	.406	1
2006	Frisco	.271	93	303	54	82	12	3	17	47	2	1	9	33	1	95	4	1	6	.498	.358	6
2007	Frisco	.222	91	320	42	71	8	0	14	45	3	1	8	25	0	85	0	2	10	.378	.294	4
2008	Oklahoma City	.251	55	187	25	47	10	1	6	22	2	2	4	18	0	53	0	0	5	.412	.327	4
2009	Oklahoma City	.216	74	255	33	55	10	1	13	36	3	0	4	19	0	105	0	0	4	.416	.281	6
	Texas	.500	4	6	2	3	0	0	0	0	0	0	0	0	0	2	0	0	0	.500	.500	0
2010	Frisco	.265	22	83	9	22	7	0	4	9	0	1	1	5	0	32	0	0	0	.494	.311	1
	Oklahoma City	.235	41	132	17	31	6	0	8	22	2	0	1	5	0	44	2	0	6	.462	.268	4
MINOR TOTALS		.240	628	2148	301	515	98	6	90	321	12	11	57	207	3	702	11	9	51	.417	.322	45





## Francisco Rodriguez - Pitcher

Bats: RIGHT Throws: RIGHT Ht.: 6-1 Wt.: 220

Opening Day Age: 28 Born: February 26, 1983  
Birthplace: Mexicali, MX Resides: Mexicali, MX  
Acquired: Signed as a free agent on December 26, 2005.

### 2010 Season:

- Appeared in two separate stints with **Angels** in his rookie season, compiling a 1-3 record with a 4.37 ERA (47.1 IP - 23 ER) in 43 appearances...Made major league debut April 15 at New York, pitching a scoreless eighth inning...Did not allow a run over first seven career appearances (8.1 IP), marking the longest scoreless streak by an Angel to open a career since Jered Weaver tossed 13 scoreless innings in 2006...Tossed 13.2 scoreless innings with Triple-A **Salt Lake** prior to call up, totaling 22 consecutive scoreless innings over 14 appearances from May 8 to June 12...Posted a 3.26 ERA (30.1 IP - 11 ER) from April through July...Posted a 5.82 ERA (17 IP - 11 ER) from August 3 through the conclusion of the season...Had longest outing of career, Aug. 21 at Minnesota (2.2 IP) and picked up first career victory...Posted a 2-1 record with a 3.63 ERA in 13 games with Salt Lake.

### Career Summary:


- In **2009**, went 5-4 with a 3.96 ERA in 44 games (43 relief appearances) with **Salt Lake**...Struck out 60, walked 40 in 77.1 IP...Collected the win in his Triple-A debut on April 12 after he pitched two scoreless frames...Nine days later, logged longest outing of the season (3 IP), also allowing no runs...Equalled franchise mark with five consecutive strikeouts on August 9.
- Spent entire **2008** season with Double-A **Arkansas**, finishing with a 5-5 record and a 3.82 ERA...Tossed in 50 games allowing a career-low 76 hits (.262 average)...Pitched for Caneros de los Mochis in 2008 Mexican Winter League, going 2-2 with 3.38 ERA (7 ER - 18.2 IP) in 20 relief appearances...Walked 15 and struck out 16.
- In **2007**, appeared in 39 games on the mound for Single-A **Rancho Cucamonga** owned a 4-8 record with a 5.96 ERA.
- In first professional season in **2006**, recorded a 5-13 record and 5.47 ERA for Single-A **Rancho Cucamonga**...Totalled a career-high 83 strikeouts in 26 games...Named California League Pitcher of Week, May 8-14, 2006.

### Personal/Misc:

- Francisco Rodriguez Murillo.
- Attended Instituto Nacional de Preparatorias (MX).
- Originally signed by Angels' scouts Bobby Magallanes and Jeff Malinoff.

### Career Statistics

Year	Club	W-L	ERA	G	GS	CG	GF	SHO	SV	IP	H	R	ER	HR	HB	BB	IBB	SO	WP	BK	BA
2006	R. Cucamonga	5-13	5.47	26	25	1	0	1	0	133.1	158	95	81	11	13	68	0	83	10	0	.300
2007	R. Cucamonga	4-8	5.96	39	8	0	9	0	2	105.2	117	76	70	11	6	53	0	70	12	0	.285
2008	Arkansas	5-5	3.82	50	0	0	17	0	2	75.1	76	41	32	9	5	33	1	69	7	0	.262
2009	Salt Lake	5-4	3.96	44	1	0	6	0	0	77.1	67	35	34	8	2	40	1	60	4	1	.244
2010	Salt Lake	2-1	3.63	13	0	0	4	0	0	22.1	19	9	9	0	0	6	0	19	0	0	.229
	LAA	1-3	4.37	43	0	0	14	0	0	47.1	46	23	23	5	1	26	3	36	8	1	.254
<b>MINOR TOTALS</b>		<b>21-31</b>	<b>4.91</b>	<b>172</b>	<b>34</b>	<b>1</b>	<b>36</b>	<b>1</b>	<b>4</b>	<b>414.0</b>	<b>437</b>	<b>256</b>	<b>226</b>	<b>39</b>	<b>26</b>	<b>200</b>	<b>2</b>	<b>301</b>	<b>33</b>	<b>1</b>	<b>.276</b>



## Andrew Romine - Infielder

Bats: SWITCH Throws: RIGHT Ht.: 6-1 Wt.: 190

Opening Day Age: 25 Born: December 24, 1985  
Birthplace: Winter Haven, FL Resides: Lake Forest, CA  
Acquired: Selected by the Angels in the fifth round of the 2007 draft.

### 2010 Season:

- Single in second inning for the **Angels** on September 26 vs. Chicago White Sox marked first hit of major league career...Contract selected September 24 from Double-A **Arkansas**...Made major league debut that evening with start at shortstop (0/3)...Named to the Texas League All-Star Team after leading all shortstops with a .972 fielding percentage at Arkansas...Batted .282 with three home runs, 15 doubles, four triples and 34 RBI.

### Career Summary:

- Spent third professional season with Single-A **Rancho Cucamonga** in **2009**...Played career-high 131 games and set career-bests in hits (133), triples (9) and RBI (36)...Named Angels Organizational Defensive Player of the Month for July and August.
- Led entire Angels' organization and Midwest League in **2008** with 62 stolen bases...Ranked second in league with 79 runs scored...Spent entire season with **Cedar Rapids**...Put together a 12-game hitting streak starting on July 20 and culminating with a 4-for-4 performance in which he doubled and scored three runs.
- Spent first professional season with the Rookie-level **Orem Owlz** of the Pioneer League in **2007**...Collected first hit (single) on July 1 against Casper...Logged a 16-game hitting streak from July 1-21, batting .397 (29/73) with two homers and 18 RBIs...Hit for the cycle on Sept. 9 against Ogden, going 4-for-5 with five RBI...Named Pioneer League Offensive Player of the Week for July 16.

### Personal/Misc:

- Andrew James Romine (ROW-mine).
- Attended Trabuco Hills High School (CA) and Arizona State University.
- Drafted by the Philadelphia Phillies in the 36th round of the 2004 MLB June Amateur Draft (did not sign).
- Son of former Boston Red Sox outfielder Kevin Romine...Brother Austin plays in Yankees' farm system.
- Originally signed by Angels scout John Gracio.

### Career Statistics

Year	Club	AVG	G	AB	R	H	2B	3B	HR	RBI	SH	SF	HBP	BB	IBB	SO	SB	CS	GDP	SLG	OBP	E
2007	Orem	.286	56	231	38	66	6	6	5	35	0	0	2	16	0	38	12	4	3	.429	.337	14
2008	Cedar Rapids	.260	126	461	79	120	21	4	2	34	12	6	9	55	2	76	62	18	5	.336	.344	25
2009	R. Cucamonga	.278	131	479	68	133	13	9	1	36	16	4	5	51	1	83	26	11	7	.349	.351	20
2010	Arkansas	.282	106	383	55	108	15	4	3	34	13	2	5	50	1	66	21	9	4	.366	.370	13
	LAA	.091	5	11	0	1	0	0	0	0	1	0	0	0	0	4	0	0	0	.091	.091	2

#### MINOR TOTALS

★ led or tied for league lead





## Virgil Vasquez - Pitcher

Bats: RIGHT Throws: RIGHT Ht.: 6-3 Wt.: 205

Opening Day Age: 28 Born: June 7, 1982  
Birthplace: Santa Barbara, CA Resides: Santa Barbara, CA  
Acquired: Signed by the Angels as a free agent during the 2010 offseason.

### 2010 Season:

- Appeared in 12 games (all starts) for Triple-A **Durham**, owning a 6-2 record with a 4.88 ERA and 40 strikeouts... Also appeared in one game, a start, for the **Gulf Coast League Rays**.

### Career Summary:


- Selected off waivers three times before the start of the **2009** season...Boston selected him off waivers from Detroit in October 2008, San Diego acquired him off waivers from the Red Sox in January, Pittsburgh claimed him from the Padres on January 27, 2009...Enjoyed two stints with the **Pittsburgh Pirates**, his first Major League action since 2007...Prior to his promotion, went 5-2 with a 4.18 ERA in 14 starts before the All-Star break with Triple-A **Indianapolis**...Recalled to Pittsburgh on June 26 when the Pirates optioned RHP Ian Snell to the minors...Made the start that night, earning his first Major League win after tossing 6.0 innings and allowing two earned runs against the Kansas City Royals...Allowed 18 earned runs in 23.0 innings in his defeats but just five earned runs in 11.0 innings in his two victories...Won his first and last starts, but lost the five in between...Recalled on September 1 when the rosters expanded, making seven appearances out of the bullpen, posting a 5.06 ERA on 10.2 innings of work over the final month of the season.
- Spent **2008** with Triple-A **Toledo**, going 12-12 with a 4.81 ERA in 27 starts with the Mud Hens...Won his first start of the season against the Bulls, allowing one earned run in 5.2 innings of work while striking out eight.
- Spent most of **2007** at Triple-A **Toledo**, winning the International League Pitcher of the Week award three times...Struck out a season-high 10 against Durham in his fourth start of the season on April 21...Saw his first major league action with the **Tigers**, making his major league debut on May 13 against the Twins, working 2.2 innings allowing nine hits and six runs...Made three spot starts for the Tigers that season on May 13, July 24 and August 31, posting a 0-1 record with a 9.26 ERA...Recalled on September 1 when the rosters expanded, making two appearances out of the bullpen and posting a 7.20 ERA in relief.
- Spent the **2006** season with Double-A **Erie**, going 7-12 with a 3.71 ERA in 27 starts.
- Split the **2005** season between High A-**Lakeland** and Double-A Erie, going 6-9 in 23 starts.
- Spent the season with Single-A **Western Michigan** in **2004**, going 14-6 with a 3.64 ERA in 27 starts.
- In **2003**, appeared in 11 games (all starts) for Rookie-level Oneonta, owning a 3-4 record with a 6.92 ERA and 35 strikeouts.

### Personal/Misc:

- Virgil Matthew Vasquez.
- Attended Santa Barbara High School (CA) and the University of California – Santa Barbara.

### Career Statistics

Year	Club	W-L	ERA	G	GS	CG	SHO	SV	SVO	IP	H	R	ER	HR	HR	BB	IBB	SO	WP	BK
2003	— Oneonta	3-4	6.92	11	11	0	0	0	0	53.1	76	43	41	5	2	10	0	35	1	0
2004	— West Michigan	14-6	3.64	27	27	0	0	0	0	168.1	156	73	68	14	15	34	1	120	6	1
2005	— Lakeland	4-1	4.21	8	8	1	1	0	0	47.0	52	23	22	6	3	7	0	31	2	0
2005	— Erie	2-8	5.27	15	15	0	0	0	0	83.2	93	59	49	10	6	14	0	53	1	0
2006	— Erie	7-12	3.73	27	27	3	0	0	0	173.2	174	79	72	21	20	50	2	129	2	0
2007	— Toledo	12-5	3.48	25	25	2	2	0	0	155.0	139	64	60	18	8	33	1	127	1	1
2007	— Detroit	0-1	8.64	5	3	0	0	0	0	16.2	27	16	16	7	1	5	0	7	0	0
2008	— Toledo	12-12	4.81	27	27	2	2	0	0	159.0	179	91	85	27	11	37	2	115	4	0
2009	— Indianapolis	7-4	3.93	19	19	1	0	0	0	107.2	116	50	47	14	3	16	1	72	3	0
2009	— Pittsburgh	2-5	5.84	14	7	0	0	0	0	44.2	58	30	29	6	3	18	1	29	0	0
2010	— GCL	1-0	0.00	1	1	0	0	0	0	5.0	4	0	0	0	0	0	0	6	0	0
2010	— Durham	6-2	4.88	12	12	1	0	0	0	66.1	74	39	36	9	6	16	0	40	1	0
<b>MINOR TOTALS</b>		<b>68-54</b>	<b>4.24</b>	<b>172</b>	<b>172</b>	<b>10</b>	<b>5</b>	<b>0</b>	<b>0</b>	<b>1019.0</b>	<b>1063</b>	<b>521</b>	<b>480</b>	<b>124</b>	<b>74</b>	<b>217</b>	<b>7</b>	<b>728</b>	<b>21</b>	<b>2</b>
<b>MAJOR TOTALS</b>		<b>2-6</b>	<b>6.60</b>	<b>19</b>	<b>10</b>	<b>0</b>	<b>0</b>	<b>0</b>	<b>0</b>	<b>61.1</b>	<b>85</b>	<b>46</b>	<b>45</b>	<b>13</b>	<b>4</b>	<b>23</b>	<b>1</b>	<b>36</b>	<b>0</b>	<b>0</b>



## Gil Velazquez - Infielder

Bats: RIGHT Throws: RIGHT Ht.: 6-2 Wt.: 190

Opening Day Age: 31 Born: October 17, 1979  
Birthplace: Los Angeles, CA Resides: Las Vegas, NV  
Acquired: Signed by the Angels as a free agent on December 16, 2010.

### 2010 Season:

- Spent the entire season at Triple-A **Pawtucket**, owning a .249 average with 15 doubles, 18 RBI and four stolen bases in 72 games.

### Career Summary:

- Appeared in six games over two stints with the **Boston Red Sox** while spending most of the **2009** season with Triple-A **Pawtucket**...Joined the Red Sox on April 13 when infielder Jed Lowrie landed on the 15-day DL...Entered as a late-inning replacement in five games from April 13-24, going 0-for-2 at the plate, before being optioned back to Pawtucket on April 25...Rejoined the Red Sox on May 12 after infielder Kevin Youkilis landed on the DL...Played in just one game during his second stint before a May 19 option back to Pawtucket...For the PawSox, played 73 games at shortstop, 15 at second, eight at third, four at first and two in left field...Logged a season-high eight-game hitting streak from May 23-30, going 9-for-32 (.281)...Designated for assignment on August 5 to make room on the 40-man roster for LHP Billy Traber...Outrighted to Pawtucket five days later.
- In his first year in the Red Sox organization, spent most of the **2008** season at Triple-A **Pawtucket** before making his major league debut with the **Red Sox** in September...Made his debut as a pinch runner on September 25 against Cleveland and got his first start in the Majors the next day at second base...Singled off the Yankees' Alfredo Aceves in the fourth inning for his first hit...Hit twice as many homers as he ever did in any previous minor league season and also set personal bests with 54 runs 17 doubles (tied, 2004), four triples and 46 RBI...Appeared at five different positions for Pawtucket with 70 games at shortstop, 15 at second base, nine at third, four at first and four in left field...Batted .210 (35-for-167) over his first 51 contests for the PawSox before hitting .306 (56-for-183) with 12 doubles, three triples, nine home runs and 33 RBI over his final 50 games...Hit .231 (42-for-182) at McCoy Stadium and .292 (49-for-168) everywhere else...Hit .307 (47-for-153) with runners on base for the PawSox...Homered to drive in Pawtucket's only run in a 7-1 loss vs. Scranton/Wilkes-Barre in Game 1 of the Governors Cup Semi-Finals and went 3-for-15 (.200) in four postseason games.
- Spent his third straight season in the Minnesota Twins organization in **2007**, advancing to Triple-A **Rochester** in mid-May after beginning the season with Double-A **New Britain**...Between the two clubs, played 41 games at shortstop, 29 at third base, 10 at first base, two in the outfield, and one at second base...Hit .297 (19-64) in final 20 contests beginning August 5 after hitting just .226 (37-164) in his first 66 games combined...Fared better against lefthanders, batting .310 (22-71) compared to .217 (34-157) against righties...Went 5-for-32 (.156) in his first 14 Triple-A games, but batted .258 (39-151) the rest of the way.
- Split the **2006** season between Double-A **New Britain** and Triple-A **Rochester**...Began the year at New Britain and was promoted to Rochester on May 3...Hit .304 (17-56) against Triple-A left-handers...Batted .364 (12-33) with eight RBI in May...Went 11-for-30 (.367) in a seven-game hitting streak from 6/11-17...Placed on the DL with a left knee injury from July 5-29.
- Spent most of the **2005** season with Double-A **New Britain**...Also had two stints with Triple-A **Rochester** from June 23 – July 18 and August 15-25...Had his best month in July, batting .394 (13-33)...Was first year in the Twins organization after signing with Minnesota on November 15, 2004.
- In **2004**, played the last of his seven seasons in the New York Mets organization...Began the campaign with Triple-A **Norfolk** before being sent to Double-A **Binghamton** on May 7...Had his best stretch of the season from May 22 – June 17, batting .408 (31-76) with five separate five-game hitting streaks...Had a .306 (30-98) average overall in June.
- Played at three levels of the Mets farm system for the second year in a row in **2003**...Saw action with Triple-A **Norfolk**, Double-A **Binghamton** and Single-A **St. Lucie**, batting a combined .224 (48-214) with four homers and 27 RBI in 83 games...On the disabled list from April 13 – May 1 with a quad strain.
- In **2002**, hit a combined .206 (46-223) with 22 RBI and 21 runs in 72 games for Triple-A **Norfolk**, Double-A **Binghamton** and Single-A **St. Lucie**...Had 16 RBI in 33 games for St. Lucie.
- In **2001**, played at the Double-A level for the first time in his career, spending the entire season with **Binghamton**...Played 94 games at shortstop and 11 games at second base.
- Spent the entire **2000** season with Single-A **St. Lucie**...Established career-highs with 125 games, 101 hits and 43 RBI.
- In **1999**, played for Rookie-Level **Kingsport** and Single-A **Columbia** in his second pro season...Combined to bat .253 (76-300) with one homer and 25 RBI in 83 games. Split his first pro season in **1998** between Rookie-Level **Kingsport** and the **Gulf Coast League Mets**.



Personal/Misc:

- Gilbert A. Velazquez.
- Attended Paramount High School (CA).
- Originally signed by Mets scout Bob Minor.
- Has played in Mets, Twins and Red Sox organizations.

Career Statistics

Year	Club	AVG	G	AB	R	H	2B	3B	HR	RBI	SH	SF	HBP	BB	IBB	SO	SB	CS	GDP	SLG	OBP	E
1998	Kingsport	.103	12	29	2	3	1	0	0	4	3	1	0	2	0	7	2	0	0	.138	.156	7
	GCL Mets	.186	33	97	7	18	3	0	0	7	3	1	2	8	0	10	2	1	1	.216	.259	0
1999	Kingsport	.262	62	225	24	59	8	0	1	19	2	4	3	19	0	43	4	1	5	.311	.323	0
	Capital City	.227	21	75	9	17	4	1	0	6	2	3	1	3	0	14	0	1	2	.307	.256	5
2000	St. Lucie	.230	125	440	37	101	16	1	1	43	4	3	9	25	0	69	3	9	15	.277	.283	1
2001	Binghamton	.207	106	358	33	74	11	2	3	19	4	0	3	26	1	84	1	1	12	.274	.266	0
2002	Binghamton	.194	27	72	6	14	2	0	0	5	1	0	1	7	0	15	0	3	3	.222	.275	1
	Norfolk	.212	12	33	2	7	1	0	0	1	0	0	0	4	0	9	0	0	0	.242	.297	4
	St. Lucie	.212	33	118	13	25	6	0	0	16	1	0	0	6	0	30	2	0	1	.263	.250	0
2003	Norfolk	.250	5	16	0	4	0	0	0	2	0	0	0	0	0	5	0	1	0	.250	.250	0
	St. Lucie	.211	19	57	6	12	3	0	1	6	1	0	0	6	0	5	0	0	2	.316	.286	4
	Binghamton	.227	59	141	17	32	6	0	3	19	5	1	0	15	0	30	1	3	4	.333	.299	0
2004	Norfolk	.091	17	33	4	3	1	0	0	0	2	0	0	5	0	12	1	0	1	.121	.211	2
	Binghamton	.240	105	359	42	86	16	3	5	37	6	2	2	32	1	94	4	3	3	.343	.304	13
2005	Rochester	.265	17	34	3	9	1	1	0	3	0	0	0	0	0	8	0	0	1	.353	.265	2
	New Britain	.231	81	286	36	66	13	0	1	28	6	3	6	22	0	52	3	3	2	.287	.297	16
2006	New Britain	.375	6	16	1	6	2	0	0	3	2	0	0	3	0	2	0	0	0	.500	.474	2
	Rochester	.250	56	164	26	41	4	1	1	17	3	2	2	11	0	33	2	2	5	.305	.302	6
2007	New Britain	.267	17	45	6	12	2	3	1	13	3	3	0	10	0	13	1	0	0	.511	.379	1
	Rochester	.240	69	183	26	44	9	1	1	16	5	2	3	13	0	35	3	0	6	.317	.299	7
2008	Pawtucket	.260	101	350	54	91	17	4	10	46	5	4	5	22	0	73	3	3	13	.417	.310	11
	Boston	.125	3	8	0	1	0	0	0	1	0	0	0	0	0	0	0	0	0	.125	.125	0
2009	Boston	.000	6	2	0	0	0	0	0	0	0	0	1	0	0	0	0	0	0	.000	.333	1
	Pawtucket	.193	93	290	26	56	13	0	3	18	4	3	0	19	0	49	3	1	9	.269	.240	13
2010	Pawtucket	.249	72	241	24	60	15	2	1	18	3	0	2	17	0	54	4	1	3	.340	.304	7
MINOR TOTALS		.229	1148	3662	404	840	154	19	32	346	65	32	39	275	2	746	39	33	88	.308	.288	102
MAJOR TOTALS		.100	9	10	0	1	0	0	0	1	0	0	1	0	0	0	0	0	0	.100	.182	1

Peter Bourjos  
2010 PCL Rookie of the Year





2010 Day-By-Day

	DATE	DAY	H/R	OPP	W/L	SLR	H	E	OPR	H	E	STK	REC	WIN	LOSS	SAVE	PLGB/GA	TGG	ATT	
1	4/8	THU	R	LV	L	0	3	0	2	8	1	L1	0-1	HENN (1-0)	FR. RODRIGUEZ (0-1)	LEWIS (1)	2	-1.0	2.21	5,456
2	4/9	FRI	R	LV	L	3	6	2	7	13	1	L2	0-2	GONZALEZ (1-0)	O'SULLIVAN (0-1)	NONE	3	-1.0	2.27	7,058
3	4/10	SAT	R	LV	W	4	11	0	2	5	3	W1	1-2	DAVIDSON (1-0)	REGISTER (0-1)	R. RODRIGUEZ (1)	2	-1.0	2.54	6,120
4	4/11	SUN	R	LV	L	3	11	1	4	11	1	L1	1-3	CECIL (1-0)	MENDOZA (0-1)	LEWIS (2)	4	-1.0	2.50	2,580
5	4/12	MON	R	RENO	L	2	6	1	7	12	1	L2	1-4	BENSON (1-0)	ALBANO (0-1)	NONE	4	-2.0	2.31	4,053
6	4/13	TUE	R	RENO	W	6	8	0	4	5	1	W1	2-4	RECKLING (1-0)	MARTE (0-1)	R. RODRIGUEZ (2)	3	-1.0	2.53	4,180
7	4/14	WED	R	RENO	W	9	17	1	6	10	0	W2	3-4	O'SULLIVAN (1-1)	VALDEZ (0-1)	R. RODRIGUEZ (3)	2	-1.0	2.51	4,947
8	4/15	THU	R	RENO	L	6	11	0	7	9	1	L1	3-5	STRANGE (2-0)	CASSEVAH (0-1)	NONE	3	-1.0	2.53	5,606
9	4/16	FRI	H	TAC	L-10	11	17	1	13	16	4	L2	3-6	SPEIGNER (1-1)	R. RODRIGUEZ (0-1)	NONE	4	-1.0	3.26	15,057
10	4/17	SAT	H	TAC	L	2	5	2	6	14	1	L3	3-7	OLSON (1-0)	ALBANO (0-2)	NONE	4	-2.0	2.50	11,463
11	4/18	SUN	H	TAC	W	10	14	1	7	10	1	W1	4-7	R. RODRIGUEZ (1-1)	CORDERO (0-1)	NONE	4	-2.0	2.37	5,683
12	4/19	MON	H	TAC	L	4	9	0	5	9	1	L1	4-8	BALDWIN (1-0)	R. RODRIGUEZ (1-2)	SPEIGNER (1)	4	-2.0	2.26	4,396
13	4/20	TUE	H	LV	W	8	13	0	5	9	2	W1	5-8	DAVIDSON (2-0)	GONZALEZ (2-1)	HILL (1)	4	-2.0	2.44	3,442
14	4/22	THU	H	LV	W-8	2	8	0	1	7	2	W2	6-8	FR. RODRIGUEZ (1-1)	LEWIS (0-1)	NONE	4	-2.5	2.34	
15	4/22	THU	H	LV	L-7	0	4	0	2	6	0	L1	6-9	JACKSON (1-0)	ALBANO (0-3)	HENN (1)	3	-3.0	2.04	3,644
16	4/23	FRI	H	LV	W	6	9	0	4	11	0	W1	7-9	RECKLING (2-0)	RAY (1-2)	R. RODRIGUEZ (4)	3	-2.5	2.55	3,994
17	4/24	SAT	R	TAC	L	1	5	0	6	8	0	L1	7-10	FRENCH (2-0)	O'SULLIVAN (1-2)	NONE	4	-3.5	2.46	3,657
18	4/25	SUN	R	TAC	W	4	9	0	1	6	0	W1	8-10	BELL (1-0)	KOPLOVE (0-1)	HILL (2)	3	-2.5	2.26	7,822
19	4/30	FRI	H	POR	L	2	9	0	3	7	0	L1	8-11	INMAN (2-0)	RECKLING (2-1)	FRIERI (5)	3	-3.0	2.34	3,121
20	5/1	SAT	H	POR	W-7	6	8	0	2	7	0	W1	9-11	O'SULLIVAN (2-2)	BURKE (1-1)	NONE	3	-2.5	2.03	
21	5/1	SAT	H	POR	W-7	6	7	0	3	7	1	W2	10-11	CASSEVAH (1-1)	PERDOMO (1-2)	R. RODRIGUEZ (5)	2	-1.5	2.02	3,167
22	5/2	SUN	H	POR	W	10	15	1	5	8	1	W3	11-11	FR. RODRIGUEZ (2-1)	RUSSELL (0-2)	NONE	2	-1.5	2.37	3,091
23	5/3	MON	R	SAC	W	9	10	1	8	11	2	W4	12-11	DEHOYOS (1-0)	MCBETH (0-1)	HILL (3)	2	-0.5	3.15	8,505
24	5/4	TUE	R	SAC	L	3	6	1	7	9	1	L1	12-12	HUNTON (1-0)	ALBANO (0-4)	NONE	2	-0.5	3.07	8,844
25	5/5	WED	R	SAC	W	6	14	0	3	3	1	W1	13-12	RECKLING (3-1)	MIDDLETON (1-3)	R. RODRIGUEZ (6)	2	-0.5	2.44	5,771
26	5/6	THU	R	SAC	W	5	6	3	4	8	3	W2	14-12	O'SULLIVAN (3-2)	GODFREY (1-2)	CASSEVAH (1)	2	-0.5	3.06	6,991
27	5/7	FRI	R	FRE	L	2	4	1	3	11	1	L1	14-13	YOURKIN (1-0)	R. RODRIGUEZ (1-3)	NONE	2	-1.5	2.29	9,808
28	5/8	SAT	R	FRE	W	8	12	0	1	8	4	W1	15-13	DAVIDSON (3-0)	HACKER (5-1)	NONE	2	-0.5	3.05	7,912
29	5/9	SUN	R	FRE	L	4	8	1	12	12	1	L1	15-14	MARTINEZ (3-0)	ALBANO (0-5)	NONE	2	-0.5	2.21	4,232
30	5/10	MON	R	FRE	L	2	10	1	4	11	0	L2	15-15	SOSA (2-0)	RECKLING (3-2)	EDLEFSEN (1)	2	-1.5	2.47	3,829
31	5/11	TUE	H	RR	L	2	7	2	10	13	1	L3	15-16	CORCORAN (1-5)	O'SULLIVAN (3-3)	NONE	2	-1.5	3.01	3,050
32	5/12	WED	H	RR	L	2	3	1	6	9	1	L4	15-17	VAN HEKKEN (2-3)	SMITH (0-1)	NONE	3	-2.5	2.35	3,054
33	5/13	THU	H	RR	L	4	9	0	5	12	0	L5	15-18	WRIGHT (2-0)	DAVIDSON (3-1)	DAIGLE (4)	3	-2.5	2.50	3,662
34	5/14	FRI	H	RR	W	5	8	0	4	11	0	W1	16-18	HILL (1-0)	MAJEWSKI (2-2)	NONE	3	-2.0	3.02	6,050
35	5/15	SAT	H	ABQ	W	12	14	2	11	21	1	W2	17-18	R. RODRIGUEZ (2-3)	AYALA (2-3)	NONE	2	-1.0	3.30	8,514
36	5/16	SUN	H	ABQ	L	2	2	0	7	12	0	L1	17-19	ELBERT (1-1)	O'SULLIVAN (3-4)	NONE	2	-2.0	2.35	6,739
37	5/17	MON	H	ABQ	W	6	8	0	5	12	1	W1	18-19	R. RODRIGUEZ (3-3)	CHOI (0-1)	NONE	2	-1.5	3.02	5,584
38	5/18	TUE	H	ABQ	W	10	13	1	4	14	2	W2	19-19	DAVIDSON (4-1)	TOWERS (2-5)	NONE	2	-1.0	2.50	15,092
39	5/20	THU	R	OMA	W	6	10	0	3	9	0	W3	20-19	ALBANO (1-5)	HERGES (1-2)	ALDRIDGE (1)	1	E	2.58	3,955
40	5/21	FRI	R	OMA	L	1	5	1	5	11	0	L1	20-20	MENDOZA (2-2)	RECKLING (3-3)	NONE	1	E	2.18	9,598
41	5/22	SAT	R	OMA	W	14	18	0	3	7	1	W1	21-20	O'SULLIVAN (4-4)	HERNANDEZ (3-4)	NONE	1	+1.0	2.39	4,907
42	5/23	SUN	R	OMA	L	1	2	0	2	2	0	L1	21-21	CASTANEDA (2-0)	SMITH (0-2)	HOLLAND (2)	1	+0.5	2.03	3,376
43	5/24	MON	R	IOWA	W	1	8	0	0	6	0	W1	22-21	DAVIDSON (5-1)	DIAMOND (3-1)	KOHN (1)	1	+0.5	2.33	4,480
44	5/25	TUE	R	IOWA	L	2	8	1	8	8	0	L1	22-22	COLEMAN (5-3)	ALBANO (1-6)	NONE	1	E	2.36	9,070
45	5/26	WED	R	IOWA	W	9	12	2	3	9	2	W1	23-22	RECKLING (4-3)	ATKINS (3-2)	NONE	1	+0.5	2.44	5,272
46	5/27	THU	R	IOWA	W	8	12	1	5	8	2	W2	24-22	O'SULLIVAN (5-4)	BERG (0-1)	CASSEVAH (2)	1	+2.0	3.07	9,669
47	5/28	FRI	H	FRE	L	0	4	3	8	13	0	L1	24-23	BUMGARDNER (4-1)	SMITH (0-3)	NONE	1	+2.0	2.31	7,620
48	5/29	SAT	H	FRE	W	8	10	0	7	10	3	W1	25-23	KOHN (1-0)	MATOS (0-1)	NONE	1	+2.0	3.09	6,198
49	5/30	SUN	H	FRE	W-10	6	11	4	5	12	2	W2	26-23	CASSEVAH (2-1)	ESPINELI (3-2)	NONE	1	+2.0	3.36	8,114
50	5/31	MON	H	FRE	L	6	12	0	7	9	2	L1	26-24	YOURKIN (3-1)	RECKLING (4-4)	EDLEFSEN (2)	1	+1.0	3.07	8,234
51	6/2	WED	R	POR	L	2	5	1	4	9	0	L2	26-25	RUSSELL (1-2)	CASSEVAH (2-2)	FRIERI (10)	2	-0.5	2.43	1,854
52	6/3	THU	R	POR	W-7	5	10	1	4	8	0	W1	27-25	SMITH (1-3)	GEER (1-6)	R. RODRIGUEZ (7)	1	+0.5	2.14	1,573
53	6/4	FRI	R	POR	W	3	9	0	1	4	1	W2	28-25	DAVIDSON (6-1)	WORRELL (1-3)	DEHOYOS (1)	1	+0.5	2.24	6,993
54	6/5	SAT	H	CSP	L	2	4	0	7	13	0	L1	28-26	ROE (3-7)	FE. RODRIGUEZ (0-1)	NONE	2	-0.5	2.35	11,810
55	6/6	SUN	H	CSP	L	3	7	1	8	13	1	L2	28-27	JOHNSON (5-2)	RECKLING (4-5)	NONE	2	-1.0	2.31	5,134
56	6/7	MON	H	CSP	W	9	14	1	6	11	3	W1	29-27	DEHOYOS (2-0)	WILHITE (1-1)	KOHN (2)	2	-0.5	3.06	6,087
57	6/8	TUE	H	CSP	L	2	8	0	5	11	0	L1	29-28	BIRKINS (3-3)	SMITH (1-4)	JOHNSTON (1)	2	-0.5	2.50	6,628
58	6/10	THU	R	RENO	W	8	13	1	5	11	0	W1	30-28	ALBANO (2-6)	TORRA (3-4)	KOHN (3)	1	+0.5	2.51	5,256
59	6/11	FRI	R	RENO	W	4	10	0	1	5	0	W2	31-28	FE. RODRIGUEZ (1-1)	ROEMER (1-2)	R. RODRIGUEZ (8)	1	+1.5	2.39	7,546
60	6/12	SAT	R	RENO	L	2	7	1	12	12	0	L1	31-29	AUGENSTEIN (4-6)	RECKLING (4-6)	NONE	1	+0.5	2.57	6,659
61	6/13	SUN	R	RENO	W-10	8	16	1	7	11	2	W1	32-29	KOHN (2-0)	AYALA (1-5)	DIAZ (1)	1	+1.5	3.45	7,111
62	6/14	MON	H	LV	W	7	9	2	4	8	0	W2	33-29	SMITH (2-4)	LEWIS (0-2)	THOMPSON (1)	1	+1.5	2.34	7,085
63	6/15	TUE	H	LV	L	5	10	0	6	16	0	L1	33-30	CARLSON (2-1)	THOMPSON (0-1)	ACCARDO (8)	1	+0.5	2.49	6,267
64	6/16	WED	H	LV	L	6	8	0	4	4	0	L2	33-31	PEREZ (1-0)	FE. RODRIGUEZ (1-2)	ACCARDO (9)	1	E	3.10	5,481
65	6/17	THU	H	LV	W	10	17	0	5	10	1	W1	34-31	THOMPSON (1-1)	GONZALEZ (5-6)	NONE	1	+1.0	2.39	7,068
66	6/18	FRI	R	SAC	L	6	9	1	16	19	0	L1	34-32	GODFREY (3-5)	KIELY (0-1)	NONE	1	E	2.57	11,283
67	6/19	SAT	R	SAC	L	7	10	1	8	9	2	L2	34-33	BENACKA (3-2)	CASSEVAH (2-3)	NONE	2	-1.0	3.18	14,014
68	6/20	SUN	R	SAC	W	7	9	0	5	8	1	W1	35-33	DIAZ (1-0)	HERNANDEZ (0-6)	KOHN (4)	2	-1.0	3.03	14,014
69	6/21	MON	R	SAC	L	0	5	3	4	10	1	L1	35-34	MIDDLETON (4-5)	FE. RODRIGUEZ (1-3)	NONE	2	-1.0	2.32	7,010
70	6/22	TUE	R	TAC	L-7	0	4	0	8	12	0	L2	35-35	SNELL (1-0)	RECKLING (4-7)	NONE	2	-2.0	1.59	

G	DATE	DAY	H/R	OPP	W/L	SLR	H	E	OPR	H	E	STK	REC	WIN	LOSS	SAVE	PLGB/GA	TGG	ATT	
71	6/22	TUE	R	TAC	W-7	5	7	1	1	4	1	W1	36-35	R. RODRIGUEZ (4-3)	BALDWIN (4-3)	NONE	2	-1.0	2.13	3,871
72	6/23	WED	R	TAC	L	2	6	1	6	14	1	L1	36-36	PINEDA (1-0)	KIELY (0-2)	NONE	2	-1.0	2.33	3,157
73	6/24	THU	R	TAC	L-7	2	6	1	3	6	0	L2	36-37	FEIERABEND (1-2)	KOHN (2-10)	NONE	2	-3.0	1.45	
74	6/24	THU	R	TAC	L-7	4	10	0	7	8	0	L3	36-38	FRENCH (8-2)	DIAZ (1-1)	PATTERSON (1)	2	-4.0	2.01	4,588
75	6/25	FRI	R	TAC	W	8	11	1	1	2	0	W1	37-38	DAVIDSON (7-1)	SEDDON (8-4)	NONE	2	-3.0	2.42	7,374
76	6/26	SAT	H	RENO	W	6	11	0	5	11	0	W2	38-38	R. RODRIGUEZ (5-3)	KROENKE (2-3)	KOHN (5)	2	-2.0	3.03	8,579
77	6/27	SUN	H	RENO	W	8	12	0	7	11	1	W3	39-38	ALBANO (3-6)	AUGENSTEIN (4-7)	KOHN (6)	2	-1.0	3.13	6,409
78	6/28	MON	H	RENO	W	5	7	0	3	7	1	W4	40-38	KIELY (1-2)	MULVEY (3-6)	THOMPSON (2)	1	E	2.58	10,190
79	6/29	TUE	H	RENO	L	3	7	0	5	12	0	L1	40-39	VALDEZ (2-3)	MENDOZA (0-2)	NORBERTO (4)	2	-1.0	2.50	7,159
80	7/1	THU	R	CSP	L	7	10	1	8	11	1	L2	40-40	RINCON (3-2)	KOHN (2-2)	NONE	2	-2.0	3.01	2,507
81	7/2	FRI	R	CSP	W	5	10	2	3	12	0	W1	41-40	DAVIDSON (8-1)	SMITH (0-2)	KOHN (7)	2	-2.0	3.02	7,528
82	7/3	SAT	R	CSP	W	9	13	0	8	18	1	W2	42-40	KIELY (2-2)	DE LA ROSA (1-2)	R. RODRIGUEZ (9)	2	-2.0	3.27	8,795
83	7/4	SUN	H	TAC	L	4	6	2	10	14	1	L1	42-41	PINEDA (2-0)	FE. RODRIGUEZ (1-4)	NONE	2	-3.0	2.57	25,247
84	7/5	MON	H	TAC	L	7	13	2	8	8	1	L2	42-42	FRENCH (10-2)	MENDOZA (0-3)	SPEIGNER (0-3)	2	-4.0	2.47	14,187
85	7/6	TUE	H	TAC	L	5	11	1	7	14	0	L3	42-43	SEDDON (10-4)	O'SULLIVAN (5-5)	PATTERSON (3)	2	-5.0	3.03	5,327
86	7/7	WED	H	TAC	L	2	7	2	5	9	1	L4	42-44	FEIERABEND (2-2)	DAVIDSON (8-2)	BALDWIN (1)	2	-6.0	2.57	10,688
87	7/8	THU	R	LV	L	8	15	1	9	8	3	L5	42-45	PEREZ (2-1)	CABRERA (0-1)	ACCARDO (12)	2	-7.0	2.40	2,498
88	7/9	FRI	R	LV	L	8	13	1	9	11	1	L6	42-46	ROENICKE (5-0)	CASSEVAH (2-4)	ACCARDO (13)	2	-7.0	3.25	4,801
89	7/10	SAT	R	LV	W-7	6	10	0	2	8	1	W1	43-46	DIAZ (2-1)	HENN (2-2)	NONE	2	-7.5	2.26	
90	7/10	SAT	R	LV	L-7	7	12	0	8	9	2	L1	43-47	BUZACHERO (1-0)	MENDOZA (0-4)	ACCARDO (14)	2	-8.0	1.54	5,244
91	7/15	THU	H	SAC	L-12	4	10	0	5	12	2	L2	43-48	HUNTON (5-2)	DIAZ (2-2)	H. RODRIGUEZ (10)	2	-9.0	3.54	7,249
92	7/16	FRI	H	SAC	W	5	10	1	3	7	0	W1	44-48	BELL (2-0)	ROSS (0-1)	R. RODRIGUEZ (10)	2	-8.0	2.28	2,920
93	7/17	SAT	H	SAC	L	2	4	3	4	6	0	L1	44-49	LANSFORD (1-0)	DEHOYOS (2-1)	H. RODRIGUEZ (11)	2	-8.0	2.45	10,488
94	7/18	SUN	H	SAC	W	5	14	0	3	8	2	W1	45-49	PALMER (1-0)	MORTENSEN (10-3)	KOHN (8)	2	-8.0	2.55	4,409
95	7/19	MON	R	FRE	W-12	1	5	1	0	8	0	W2	46-49	KOHN (3-2)	MATOS (1-4)	NONE	2	-7.0	3.06	5,397
96	7/20	TUE	R	FRE	W-13	9	17	2	8	12	2	W3	47-49	BROWNING (1-0)	NESTOR (0-2)	NONE	2	-6.0	4.09	3,783
97	7/21	WED	R	FRE	L	0	4	1	4	8	2	L1	47-50	HACKER (11-5)	DIAZ (2-3)	NONE	2	-7.0	2.45	6,812
98	7/22	THU	R	FRE	W	11	18	1	3	9	0	W1	48-50	JUNGE (1-0)	MADAY (1-3)	NONE	2	-7.0	3.12	6,755
99	7/23	FRI	H	CSP	L	1	6	2	12	17	1	L1	48-51	ROGERS (2-3)	SHOEMAKER (0-1)	NONE	2	-7.0	2.48	14,181
100	7/24	SAT	H	CSP	W	17	21	0	1	5	2	W1	49-51	FE. RODRIGUEZ (2-4)	JOHNSON (8-6)	NONE	2	-7.0	2.47	15,514
101	7/25	SUN	H	CSP	W	15	19	1	7	6	3	W2	50-51	KIELY (3-2)	SMITH (1-4)	NONE	2	-7.0	2.35	4,109
102	7/26	MON	H	CSP	W	6	10	0	1	8	0	W3	51-51	BROWNING (2-0)	BIRKINS (4-5)	NONE	2	-7.0	2.40	6,333
103	7/27	TUE	H	POR	W	5	10	0	4	9	2	W4	52-51	MOSEBACH (1-0)	RUSSELL (3-8)	PALMER (1)	2	-7.0	2.39	6,414
104	7/28	WED	H	POR	W	8	12	0	3	9	0	W5	53-51	SHOEMAKER (1-1)	LIZ (6-6)	CASSEVAH (3)	2	-6.0	2.59	6,882
105	7/29	THU	H	POR	W	5	11	1	4	7	3	W6	54-51	FE. RODRIGUEZ (3-4)	PERDOMO (3-3)	PALMER (2)	2	-5.0	2.28	7,324
106	7/30	FRI	H	POR	L	10	13	0	14	20	1	L1	54-52	LUEBKE (2-0)	BROWNING (2-1)	NONE	2	-5.0	2.58	7,568
107	7/31	SAT	R	POR	L	3	10	1	5	10	0	L2	54-53	GEER (8-0)	CABRERA (0-2)	RUSSELL (5)	2	-6.0	2.41	10,961
108	8/1	SUN	R	POR	W-7	4	8	1	7	9	0	W1	55-53	JUNGE (2-0)	CULP (0-3)	HOUSTON (1)	2	-5.0	2.03	
109	8/1	SUN	R	POR	W-7	1	2	0	0	6	0	W2	56-53	DIAZ (3-3)	RAMOS (2-5)	MOSEBACH (1)	2	-4.5	2.08	5,991
110	8/2	MON	R	POR	L	0	2	1	3	6	1	L1	56-54	LIZ (7-6)	VOGELSONG (0-1)	RUSSELL (6)	2	-4.5	2.41	3,992
111	8/3	TUE	R	POR	W	5	6	0	2	7	0	W1	57-54	SHOEMAKER (2-1)	CARRILLO (4-11)	NONE	2	-4.5	2.36	4,123
112	8/4	WED	H	OKC	W	6	7	2	3	7	5	W2	58-54	FE. RODRIGUEZ (4-4)	BELTRE (2-8)	MOSEBACH (2)	2	-3.5	3.00	5,252
113	8/5	THU	H	OKC	L	8	12	0	12	18	0	L1	58-55	EPPELY (1-1)	DIAZ (3-4)	NONE	2	-3.5	3.40	7,274
114	8/6	FRI	H	OKC	W	10	11	1	6	11	2	W1	59-55	JUNGE (3-0)	MOSCOSO (7-5)	NONE	2	-2.5	2.59	7,532
115	8/7	SAT	H	OKC	L	2	7	1	5	10	2	L1	59-56	HOLLAND (6-2)	PALMER (1-1)	STROP (1-0)	2	-2.5	3.18	9,506
116	8/8	SUN	H	NO	L	8	13	2	12	17	0	L2	59-57	MENDEZ (5-3)	VOGELSONG (0-2)	MEYER (2)	2	-2.5	3.06	4,108
117	8/9	MON	H	NO	W-10	6	8	5	5	13	1	W1	60-57	MOSEBACH (2-0)	STRICKLAND (4-2)	NONE	2	-1.5	3.11	8,393
118	8/10	TUE	H	NO	W	10	15	3	5	8	1	W2	61-57	DIAZ (4-4)	MASTNY (4-3)	NONE	2	-0.5	2.42	7,070
119	8/11	WED	H	NO	L	1	6	0	7	11	0	L1	61-58	SANABIA (1-0)	JUNGE (3-1)	NONE	2	-0.5	2.38	7,450
120	8/13	FRI	R	NVL	W	6	12	0	2	7	1	W1	62-58	PALMER (2-1)	NARRON (7-6)	MOSEBACH (3)	2	-0.5	2.40	4,093
121	8/14	SAT	R	NVL	W	9	15	2	4	10	1	W2	63-58	VOGELSONG (1-2)	LOFGREN (7-7)	NONE	1	+0.5	3.22	6,183
122	8/15	SUN	R	NVL	W	5	12	0	4	12	1	W3	64-58	DEHOYOS (3-1)	DILLARD (3-6)	MOSEBACH (4)	1	+0.5	3.13	3,024
123	8/16	MON	R	NVL	L	6	11	2	7	14	1	L1	64-59	KINTZLER (2-0)	STOKES (0-1)	SMITH (2-2)	2	-0.5	2.92	2,997
124	8/17	TUE	R	MEM	W	8	12	1	2	7	1	W1	65-59	JUNGE (4-1)	KULIK (4-1)	NONE	1	+0.5	2.37	4,264
125	8/18	WED	R	MEM	L	3	6	2	13	13	3	L1	65-60	WALTERS (7-4)	PALMER (2-2)	NONE	2	-0.5	3.01	3,928
126	8/19	THU	R	MEM	L	7	11	1	8	14	1	L2	65-61	RUNDES (6-1)	MOSEBACH (2-1)	NONE	2	-1.5	3.06	4,633
127	8/20	FRI	R	MEM	L	3	6	0	6	10	2	L3	65-62	LYNN (11-9)	FE. RODRIGUEZ (4-5)	KINNEY (10)	2	-2.5	2.54	7,758
128	8/21	SAT	H	SAC	L	0	2	0	3	6	1	L4	65-63	CRAWNER (2-1)	DIAZ (4-5)	JAMES (3)	2	-2.5	2.18	14,218
129	8/22	SUN	H	SAC	L	2	13	1	10	10	0	L5	65-64	TOMKO (1-0)	JUNGE (4-2)	NONE	2	-3.5	2.37	4,109
130	8/23	MON	H	SAC	W	7	13	1	6	10	0	W1	66-64	STOKES (1-1)	RAMIREZ (3-4)	NONE	2	-2.5	3.06	8,158
131	8/24	TUE	H	SAC	L	4	9	2	7	10	1	L1	66-65	HALAMA (5-2)	VOGELSONG (1-3)	NONE	2	-2.5	3.09	6,221
132	8/25	WED	R	CSP	L	3	5	3	7	10	0	L2	66-66	MUECKE (6-7)	FE. RODRIGUEZ (4-6)	NONE	2	-2.5	2.23	4,607
133	8/26	THU	R	CSP	L	6	10	1	17	19	3	L3	66-67	RINCON (4-3)	DIAZ (4-6)	NONE	2	-2.5	3.05	5,715
134	8/27	FRI	R	CSP	W	9	17	0	4	12	1	W1	67-67	JUNGE (5-2)	ROE (7-13)	NONE	2	-2.5	3.09	6,110
135	8/28	SAT	R	CSP	L	2	9	0	7	10	3	L1	67-68	AYALA (2-9)	PALMER (2-3)	RICE (3)	2	-2.5	2.57	5,426
136	8/29	SUN	R	CSP	L	9	16	1	10	15	0	L2	67-69	ESCALONA (3-5)	CARMONA (0-1)	NONE	2	-3.5	3.15	4,284
137	8/30	MON	H	FRE	W	15	18	3	11	15	1	W1	68-69	DEHOYOS (4-1)	HACKER (16-7)	NONE	2	-3.5	4.02	6,550
138	8/31	TUE	H	FRE	W-10	7	13	0	6	12	3	W2	69-69	CASSEVAH (3-4)	BAUTISTA (2-2)	NONE	2	-3.5	3.31	5,429
139	9/1	WED	H	FRE	W	8	15	0	7	17	1	W3	70-69	CARMONA (1-1)	ESPINELI (5-5)	NONE	2	-2.5	3.21	5,027
140	9/2	THU	H	FRE	W	3	5	0	1	8	0	W4	71-69	DEHOYOS (5-1)	EDLEFSEN (7-7)	CASSEVAH (4)	2	-1.5	2.52	3,331
141	9/3	FRI	R	REN	W	11	17	1	4	11	4	W5	72-69	CHAYWOOD (1-0)	TORRA (11-7)	NONE	2	-0.5	2.50	8,126
142	9/4	SAT	H	REN	L	5	13	2	6	10	0	L1	72-70	URQUIDEZ (5-4)	HOUSTON (0-1)	NONE	2	-1.5	3.29	11,631
143	9/5	SUN	H	REN	W	6	8	1	3	6	0	W1	73-70	DIAZ (5-6)	BERGER (0-1)	CASSEVAH (5)	2	-1.5	3.08	5,677
144	9/6	MON	H	REN	L	1	3	1	3	7	0	L1	73-71	VALDEZ (6-10)	JUNGE (5-3)	URQUIDEZ (5)	2	-1.5	2.24	9,810



Final Stats

Batters

BATTERS	AVG	G	AB	R	H	2B	3B	HR	RBI	TB	BB	IBB	SO	SB	CS	ORP	SLG	OPS	SF	SAC	HBP	DP	1B	2B	3B	SS	OF	C	E
Aldridge, Cory	.318	83	299	53	95	24	1	13	59	160	35	5	83	2	1	388	.535	.923	3	0	1	3	0	0	0	53	0	1	
Amarista, Alexi	.400	15	65	13	26	6	3	0	9	38	1	0	4	4	2	412	.585	.996	1	2	1	1	0	15	0	1	0	0	
Auer, Tyson	.255	14	47	8	12	2	3	0	4	20	3	0	9	1	1	327	.426	.752	0	1	2	1	0	0	0	14	0	1	
Bailey, Dwayne	.167	9	18	1	3	0	0	0	2	3	0	0	6	0	0	167	.167	.333	0	2	0	1	0	7	0	0	0	0	
Bourjos, Peter	.314	102	414	85	130	13	12	13	52	206	24	1	78	27	5	364	.498	.861	3	4	10	5	0	0	0	0	101	0	2
Brooks, Beau	.154	4	13	4	2	1	0	0	1	3	2	0	3	0	0	267	.231	.497	0	0	0	1	0	0	0	0	0	4	
Budde, Ryan	.244	53	172	24	42	7	0	1	13	52	21	0	58	1	1	325	.302	.627	3	2	1	1	2	0	2	0	0	48	
Campos, Jesus	.182	8	22	1	4	1	0	0	0	5	2	0	7	0	0	250	.227	.477	0	1	0	1	0	0	8	0	0	1	
Colmenares, Carlos	.302	25	86	8	26	2	1	0	8	30	5	0	16	1	0	337	.349	.686	1	0	0	1	1	7	13	6	0	6	
Conger, Hank	.300	108	387	56	116	26	2	11	49	179	55	1	58	0	2	385	.463	.847	4	5	1	5	0	0	0	0	0	81	13
Coon, Brad	.353	5	17	1	6	0	1	0	2	8	0	0	2	2	0	333	.471	.804	1	1	0	0	0	0	0	0	5	0	0
Evans, Terry	.283	122	466	80	132	27	4	15	72	212	28	0	100	19	8	323	.455	.778	5	1	2	8	0	0	0	0	115	0	6
Figuerroa, Luis	.312	53	218	25	68	12	1	3	36	91	13	1	12	2	1	350	.417	.768	4	3	2	8	0	0	0	51	0	0	8
Figuerroa, Luis	.319	115	457	51	146	27	4	5	71	196	25	1	19	3	2	354	.429	.783	5	5	2	15	0	32	6	74	0	0	21
Frandsen, Kevin	.277	36	137	25	38	9	1	1	12	52	7	0	19	2	1	353	.380	.733	0	2	9	4	2	9	18	8	0	0	4
Gormeault, Nick	.228	89	272	41	62	14	3	9	43	109	28	0	69	3	2	300	.401	.701	2	3	1	5	0	0	0	0	85	0	4
Izturis, Maicer	.286	2	7	1	2	0	0	0	1	2	0	0	0	0	1	286	.286	.571	0	0	0	0	0	0	0	1	1	0	0
Mathis, Jeff	.242	9	33	6	8	1	1	1	5	14	4	0	10	0	0	324	.424	.749	0	0	0	1	0	0	0	0	0	7	0
McAnulty, Paul	.302	73	275	43	83	18	1	10	54	133	27	2	39	0	1	361	.484	.844	3	0	0	6	24	0	13	0	1	0	4
Meyer, Drew	.276	32	116	15	32	7	1	1	13	44	12	0	24	1	1	344	.379	.723	0	1	0	1	0	31	0	0	0	0	0
Meyer, Drew	.257	78	261	30	67	13	3	3	26	95	34	2	50	4	1	341	.364	.705	1	2	0	5	0	60	12	3	1	0	4
Nieves, Abel	.188	7	16	1	3	0	0	0	0	3	3	0	6	0	0	350	.188	.538	0	0	1	1	0	4	3	0	0	0	1
Patchett, Gary	.255	60	196	18	50	4	1	1	25	59	14	1	51	0	2	318	.301	.619	4	6	3	3	0	0	0	60	0	0	8
Perez, Darwin	.191	13	47	4	9	0	1	1	7	14	2	0	13	0	1	240	.298	.538	0	3	1	1	0	0	0	13	0	1	1
Quinlan, Robb	.258	34	128	13	33	6	0	0	8	39	15	0	23	1	0	336	.305	.640	0	1	0	9	15	0	13	0	2	0	4
Ryan, Michael	.277	81	307	48	85	22	4	4	37	127	24	0	46	2	0	324	.414	.738	5	2	0	8	6	1	0	0	52	0	1
Sandoval, Freddy	.210	22	81	13	17	1	1	0	10	20	12	1	12	0	0	326	.247	.573	0	0	2	0	0	0	21	0	0	0	0
Statia, Hainley	.260	30	96	10	25	4	1	0	14	31	13	1	14	1	1	349	.323	.672	0	1	0	5	0	24	0	6	0	0	2
Sutton, Nate	.259	113	397	63	103	19	7	2	38	142	46	1	72	13	7	341	.358	.698	2	3	4	13	0	57	50	2	6	0	12
Trumbo, Mark	.301	139	532	103	160	29	5	36	122	307	58	8	126	3	4	368	.577	.945	4	0	1	12	97	0	0	0	23	0	12
Walker, Brian	.300	6	20	1	6	1	0	0	6	7	1	0	3	0	0	333	.350	.683	0	1	0	1	0	0	0	0	0	6	0
Wilson, Bobby	.500	3	6	2	3	0	0	1	3	6	4	0	1	0	0	636	1.000	1.636	1	1	0	1	0	0	0	0	0	2	0
Wood, Brandon	.196	13	51	4	10	0	0	1	2	13	3	0	17	0	0	241	.255	.496	0	0	0	1	1	0	11	1	0	0	1
TEAM TOTAL	.282	144	4941	770	1391256	55	124	707	2129	462	22	981	85	42	.345	.431	.776	46	46	45	108								120

Pitchers

PITCHERS	W-L	ERA	G	GS	CG	SHO	SV	SVO	IP	H	R	ER	HR	BB	BB	IBB	SO	BK	WP	GO/AO	DP	WHIP	AVG	AB	TBF	SF	GF	HLD
Albano, Marco	3-6	6.52	15	10	0	0	0	0	59.1	67	43	43	3	2	43	0	31	0	1	0.58	4	1.85	.298	225	277	5	0	1
Aldridge, Ryan	0-0	6.00	3	0	0	0	1	1	3.0	7	2	2	0	1	0	0	4	0	0	0.33	0	2.33	.467	15	16	0	0	0
Bailey, Dwayne	0-0	27.00	1	0	0	0	0	0	1.0	2	3	3	0	0	2	0	1	0	0	1.00	0	4.00	.400	5	7	0	1	0
Bell, Trevor	2-0	3.00	6	6	0	0	0	0	30.0	30	12	10	3	2	6	0	19	0	1	0.84	3	1.20	.256	117	127	2	0	0
*Browning, Barret	2-1	6.54	26	1	0	0	0	2	42.2	61	33	31	4	3	22	1	41	0	5	0.98	5	1.95	.351	174	204	2	5	3
Bulger, Jason	0-0	0.96	10	0	0	0	0	0	9.1	3	1	1	0	2	9	0	12	0	0	1.29	2	1.29	.103	29	41	0	2	0
Cabrera, Daniel	0-2	11.70	3	3	0	0	0	0	10.0	14	13	13	1	1	7	0	8	0	2	0.92	1	2.10	.318	44	52	0	0	0
Carmona, Ysmael	1-1	3.18	6	0	0	0	0	1	5.2	5	2	2	0	0	6	0	7	0	2	2.33	0	1.94	.227	22	29	0	0	2
Casasevah, Bobby	3-4	4.27	45	0	0	0	5	6	59.0	69	32	28	7	4	25	3	38	0	2	4.83	9	1.59	.290	238	269	0	21	6
Chatwood, Tyler	1-0	6.35	1	1	0	0	0	0	5.2	9	4	4	1	0	0	0	3	0	0	1.00	0	1.59	.346	26	26	0	0	0
*Davidson, Daniel	8-2	5.17	16	16	0	0	0	0	87.0	98	51	50	14	2	28	0	63	0	6	1.08	6	1.45	.282	347	379	1	0	0
DeHoyos, Gabe	5-1	3.06	38	0	0	0	1	2	82.1	72	31	28	4	5	33	0	80	0	6	1.13	6	1.28	.235	307	349	2	2	11
Diaz, Amalio	5-6	5.68	28	12	0	0	1	1	90.1	111	61	57	4	5	40	3	69	0	1	1.11	11	1.67	.312	356	410	3	2	1
Hill, Jeremy	1-0	3.78	17	0	0	0	3	4	16.2	17	9	7	3	0	4	1	13	0	2	1.06	0	1.26	.246	69	73	0	11	2
Houston, Ryan	0-1	6.64	14	0	0	0	1	1	20.1	28	17	15	1	0	11	2	12	0	0	0.71	2	1.92	.333	84	98	2	8	2
Junge, Eric	5-3	5.15	14	12	0	0	0	0	80.1	92	49	46	10	3	23	1	60	0	3	0.98	7	1.43	.294	313	348	5	1	0
Kiely, Tim	3-2	9.00	7	7	0	0	0	0	39.0	61	42	39	7	1	11	0	18	0	5	0.92	2	1.85	.361	169	186	4	0	0
Kohn, Michael	3-2	1.95	26	0	0	0	8	11	27.2	16	7	6	3	1	17	2	32	0	0	0.56	2	1.19	.170	94	115	0	23	0
McKiernan, Eddie	0-0	20.25	1	0	0	0	0	0	1.1	3	3	3	0	0	1	0	2	0	0	0.00	0	3.00	.429	7	8	0	0	0
Mendoza, Tommy	0-4	8.89	6	5	0	0	0	0	27.1	45	30	27	12	0	7	0	13	0	0	0.80	1	1.90	.375	120	128	1	0	0
Mosebach, Bobby	2-1	7.00	13	0	0	0	4	6	18.0	25	15	14	3	1	4	1	8	0	2	3.09	6	1.61	.347	72	80	0	10	1
Nabors, Kevin	0-0	1.69	4	0	0	0	0	0	5.1	6	1	1	0	0	3	0	4	0	0	2.33	2	1.69	.316	19	22	0	2	0
O'Sullivan, Sean	5-5	4.76	15	15	1	0	0	0	85.0	95	50	45	8	3	31	1	58	1	3	1.17	13	1.48	.289	329	368	2	0	0
Oye, Matt	0-0	16.20	1	0	0	0	0	0	1.2	4	3	3	1	0	1	0	1	0	0	1.00	0	3.00	.444	9	10	0	0	0
Palmer, Matt	2-3	2.72	13	7	0	0	2	2	46.1	32	17	14	4	2	19	1	36	0	3	1.45	5	1.10	.198	162	184	0	3	0
*Reckling, Trevor	4-7	8.53	14	14	0	0	0	0	69.2	99	69	66	11	7	50	1	46	1	1	0.95	8	2.14	.339	292	353	2	0	0
Rodriguez, Fernando	4-6	5.92	31	17	0	0	0	0	97.1	134	78	64	12	6	42	0	84	0	4	0.86	5	1.81	.329	407	462	1	5	2
Rodriguez, Rafael	2-1	3.63	13	0	0	0	0	1	22.1	19	9	9	0	0	6	0	19	0	0	2.07	1	1.12	.229	83	90	1	4	2
Rodriguez, Francisco	5-3	3.04	37	0	0	0	10	14	50.1	41	19	17	5	0	15	1	30	0	2	1.46	4	1.11	.219	187	205	0	27	1
Shoemaker, Matt	2-1	5.87	3	2	0	0	0	0	15.1	20	10	10	0	0	8	0	9	0	0	1.33	3	1.83	.328	61	69	0	0	0
*Smith, Will	2-4	5.60	9	9	0	0	0	0	53.0	65	39	33	6	0	20	3	40	1	0	1.05	5	1.60	.305	213	239	2	0	0
Stokes, Brian	1-1	3.78	13	0	0	0	0	0	16.2	21	9	7	1	1	6	1	13	0	2	1.85	4	1.62	.318	66	75	2	3	2
Thompson, Ryan	1-1	0.61	19	0	0	0	2	3	29.2	17	2	0	0	0	10	0	30	0	1	0.93	4	0.91	.177	96	109	3	6	3
Vogelsong, Rich	1-3	4.66	8	7	0	0	0	0	36.2	47	23	19	2	3	22	1	37	0	3	1.19	2	1.88	.315	149	176	1	0	0
Walden, Jordan	0-0	4.05	6	0	0	0	0	0	6.2	8	3	3	0	0	2	0	3	0	0	0.55	1	1.50	.296	27	29	0	4	0
TEAM TOTAL	73-71	5.19	144	144	1	3	38	55	1252.0	1443	792	722	130	55	534	23	944	3	57	1.11	124	1.58	.293	4933	5613	41	143	40



## 2010 Transactions

#	DATE	TYPE	NAME	POS	WHERE TO	WHERE FROM	INJURY
59	6-17-10	Delete	Gabe DeHoyos	RHP	Disabled List	Salt Lake Bees	Mouth Infection
60	6-17-10	Add	Tim Kiely	RHP	Salt Lake Bees	Arkansas Travelers	
61	6-17-10	Add	Eddie McKiernan	RHP	Salt Lake Bees	Rancho Cucamonga Quakes	
62	6-17-10	Delete	Abel Nieves	IF	Arkansas Travelers	Salt Lake Bees	
63	6-17-10	Add	Carlos Colmenares	IF	Salt Lake Bees	Arkansas Travelers	
64	6-17-10	Delete	Jeff Mathis	C	Los Angeles Angels	Salt Lake Bees	End of Rehab Assignment
65	6-19-10	Delete	Eddie McKiernan	RHP	Rancho Cucamonga Quakes	Salt Lake Bees	
66	6-19-10	Add	Michael Ryan	IF-OF	Salt Lake Bees	Los Angeles Angels	
67	6-23-10	Delete	Kevin Nabors	RHP	Disabled List	Salt Lake Bees	Right Shoulder Sprain
68	6-23-10	Add	Barrett Browning	LHP	Salt Lake Bees	Arkansas Travelers	
69	6-24-10	Delete	Trevor Reckling	LHP	Arkansas Travelers	Salt Lake Bees	
70	6-25-10	Delete	Will Smith	LHP	Arkansas Travelers	Salt Lake Bees	
71	6-25-10	Add	Tommy Mendoza	RHP	Salt Lake Bees	Arkansas Travelers	
72	6-25-10	Delete	Gary Patchett	IF	Disabled List	Salt Lake Bees	Right Groin Strain
73	6-25-10	Add	Darwin Perez	IF	Salt Lake Bees	Rancho Cucamonga Quakes	
74	6-26-10	Delete	Nate Sutton	IF	Disabled List	Salt Lake Bees	Lower Back Strain
75	6-26-10	Add	Jesus Campos	IF	Salt Lake Bees	Tempe Angels	
76	7-1-10	Add	Eric Junge	RHP	Salt Lake Bees	Free Agent	
77	7-1-10	Delete	Marco Albano	RHP	Released	Salt Lake Bees	
78	7-1-10	Add	Gabe DeHoyos	RHP	Salt Lake Bees	Disabled List	
79	7-1-10	Delete	Jesus Campos	IF	Rancho Cucamonga Quakes	Salt Lake Bees	
80	7-1-10	Add	Alexi Amarista	IF	Salt Lake Bees	Rancho Cucamonga Quakes	
81	7-3-10	Delete	Rich Thompson	RHP	Los Angeles Angels	Salt Lake Bees	
82	7-3-10	Add	Trevor Bell	RHP	Salt Lake Bees	Los Angeles Angels	
83	7-3-10	Delete	Alexi Amarista	IF	Arkansas Travelers	Salt Lake Bees	
84	7-3-10	Add	Drew Meyer	IF	Salt Lake Bees	Free Agent	
85	7-4-10	Delete	Paul McNulty	IF-OF	Los Angeles Angels	Salt Lake Bees	
86	7-4-10	Delete	Cory Aldridge	OF	Los Angeles Angels	Salt Lake Bees	
87	7-4-10	Add	Robb Quinlan	IF-OF	Salt Lake Bees	Los Angeles Angels	
88	7-4-10	Add	Sean O'Sullivan	RHP	Salt Lake Bees	Los Angeles Angels	
89	7-4-10	Delete	Tim Kiely	RHP	Arkansas Travelers	Salt Lake Bees	
90	7-4-10	Add	Daniel Cabrera	RHP	Salt Lake Bees	Arkansas Travelers	
91	7-7-10	Delete	Carlos Colmenares	IF	Arkansas Travelers	Salt Lake Bees	
92	7-7-10	Delete	Darwin Perez	IF	Arkansas Travelers	Salt Lake Bees	
93	7-7-10	Add	Nate Sutton	IF	Salt Lake Bees	Disabled List	
94	7-7-10	Add	Luis Figueroa	IF	Salt Lake Bees	Free Agent	
95	7-8-10	Delete	Daniel Davidson	LHP	Disabled List	Salt Lake Bees	
96	7-8-10	Add	Matt Oye	RHP	Salt Lake Bees	Cedar Rapids Kernels	
97	7-10-10	Delete	Hank Conger	C	Temporary Inactive List	Salt Lake Bees	All-Star Futures Game
98	7-10-10	Add	Beau Brooks	C	Salt Lake Bees	Rancho Cucamonga Quakes	
99	7-12-10	Delete	Matt Oye	RHP	Cedar Rapids Kernels	Salt Lake Bees	
100	7-12-10	Delete	Beau Brooks	C	Rancho Cucamonga Quakes	Salt Lake Bees	
101	7-15-10	Add	Hank Conger	C	Salt Lake Bees	Temporary Inactive List	
102	7-17-10	Add	Abel Nieves	IF	Salt Lake Bees	Arkansas Travelers	
103	7-17-10	Add	Maicer Izturis	IF	Salt Lake Bees	Los Angeles Angels	Injury Rehab Assignment
104	7-17-10	Delete	Tommy Mendoza	RHP	Disabled List	Salt Lake Bees	Sore Right Shoulder
105	7-17-10	Add	Bobby Mosebach	RHP	Salt Lake Bees	Disabled List	
106	7-17-10	Add	Matt Palmer	RHP	Salt Lake Bees	Los Angeles Angels	Injury Rehab Assignment
107	7-18-10	Delete	Maicer Izturis	IF	Los Angeles Angels	Salt Lake Bees	End of Rehab Assignment
108	7-19-10	Delete	Sean O'Sullivan	RHP	Los Angeles Angels	Salt Lake Bees	
109	7-19-10	Delete	Trevor Bell	RHP	Los Angeles Angels	Salt Lake Bees	
110	7-19-10	Add	Tim Kiely	RHP	Salt Lake Bees	Arkansas Travelers	
111	7-20-10	Delete	Abel Nieves	IF	Arkansas Travelers	Salt Lake Bees	
112	7-20-10	Delete	Hank Conger	C	Disabled List	Salt Lake Bees	Right Rotator Cuff Strain
113	7-20-10	Add	Beau Brooks	C	Salt Lake Bees	Arkansas Travelers	
114	7-20-10	Add	Cory Aldridge	OF	Salt Lake Bees	Los Angeles Angels	
115	7-22-10	Delete	Nick Gomeault	OF	Arkansas Travelers	Salt Lake Bees	
116	7-22-10	Delete	Daniel Cabrera	RHP	Disabled List	Salt Lake Bees	Right Tricep Tendinitis

## 2010 Transactions

#	DATE	TYPE	NAME	POS	WHERE TO	WHERE FROM	INJURY
117	7-22-10	Add	Matt Shoemaker	RHP	Salt Lake Bees	Arkansas Travelers	
118	7-22-10	Add	Paul McNulty	IF-OF	Salt Lake Bees	Los Angeles Angels	
119	7-26-10	Delete	Rafael Rodriguez	RHP	Arizona Diamondbacks	Salt Lake Bees	Traded
120	7-26-10	Delete	Matt Palmer	RHP	Los Angeles Angels	Salt Lake Bees	End of Rehab Assignment
121	7-26-10	Add	Matt Palmer	RHP	Salt Lake Bees	Los Angeles Angels	
122	7-26-10	Delete	Michael Kohn	RHP	Los Angeles Angels	Salt Lake Bees	
123	7-26-10	Add	Trevor Bell	RHP	Salt Lake Bees	Los Angeles Angels	
124	7-28-10	Add	Ryan Vogelsong	RHP	Salt Lake Bees	Free Agent	
125	7-29-10	Delete	Trevor Bell	RHP	Los Angeles Angels	Salt Lake Bees	
126	7-29-10	Add	Daniel Cabrera	RHP	Salt Lake Bees	Disabled List	
127	7-30-10	Delete	Cory Aldridge	OF	Disabled List	Salt Lake Bees	Right Rib Cage Strain
128	7-30-10	Add	Ryan Houston	RHP	Salt Lake Bees	Free Agent	
129	7-31-10	Delete	Bobby Cassevah	RHP	Los Angeles Angels	Salt Lake Bees	
130	7-31-10	Add	Kevin Frandsen	IF	Salt Lake Bees	Los Angeles Angels	
131	7-31-10	Delete	Beau Brooks	C	Arkansas Travelers	Salt Lake Bees	
132	7-31-10	Add	Hank Conger	C	Salt Lake Bees	Disabled List	
133	8-1-10	Delete	Daniel Cabrera	RHP	Disabled List	Salt Lake Bees	Right Tricep Tendinitis
134	8-1-10	Delete	Robb Quinlan	IF-OF	Disabled List	Salt Lake Bees	Right Shoulder Strain
135	8-2-10	Add	Nick Gomeault	OF	Salt Lake Bees	Arkansas Travelers	
136	8-3-10	Delete	Peter Bourjos	OF	Los Angeles Angels	Salt Lake Bees	
137	8-4-10	Delete	Matt Shoemaker	RHP	Rancho Cucamonga Quakes	Salt Lake Bees	
138	8-4-10	Add	Jordan Walden	RHP	Salt Lake Bees	Arkansas Travelers	
139	8-4-10	Add	Bobby Cassevah	RHP	Salt Lake Bees	Los Angeles Angels	
140	8-5-10	Delete	Tim Kiely	RHP	Arkansas Travelers	Salt Lake Bees	
141	8-6-10	Add	Jason Bulger	RHP	Salt Lake Bees	Los Angeles Angels	Injury Rehab Assignment
142	8-6-10	Add	Brian Stokes	RHP	Salt Lake Bees	Los Angeles Angels	Injury Rehab Assignment
143	8-8-10	Add	Dwayne Bailey	IF	Salt Lake Bees	Arkansas Travelers	
144	8-10-10	Delete	Luis Figueroa	IF	Temporary Inactive List	Salt Lake Bees	
145	8-10-10	Add	Darwin Perez	IF	Salt Lake Bees	Rancho Cucamonga Quakes	
146	8-13-10	Add	Luis Figueroa	IF	Salt Lake Bees	Temporary Inactive List	
147	8-14-10	Delete	Darwin Perez	IF	Rancho Cucamonga Quakes	Salt Lake Bees	
148	8-19-10	Delete	Drew Meyer	IF	Disabled List	Salt Lake Bees	Left Knee Sprain
149	8-19-10	Add	Tyson Auer	OF	Salt Lake Bees	Arkansas Travelers	
150	8-19-10	Add	Jesus Campos	IF	Salt Lake Bees	Orem Owlz	
151	8-22-10	Delete	Jordan Walden	RHP	Los Angeles Angels	Salt Lake Bees	
152	8-23-10	Delete	Bobby Mosebach	RHP	Salt Lake Bees	Disabled List	Right Shoulder Strain
153	8-24-10	Delete	Jesus Campos	IF	Arkansas Travelers	Salt Lake Bees	
154	8-24-10	Add	Alexi Amarista	IF	Salt Lake Bees	Arkansas Travelers	
155	8-26-10	Add	Ysmael Camrona	RHP	Salt Lake Bees	Arkansas Travelers	
156	8-27-10	Add	Cory Aldridge	OF	Salt Lake Bees	Disabled List	
157	8-27-10	Delete	Dwayne Bailey	IF	Cedar Rapids Kernels	Salt Lake Bees	
158	9-1-10	Add	Tyler Chatwood	RHP	Salt Lake Bees	Arkansas Travelers	
159	9-1-10	Delete	Jason Bulger	RHP	Los Angeles Angels	Salt Lake Bees	End of Rehab Assignment
160	9-1-10	Delete	Brian Stokes	RHP	Los Angeles Angels	Salt Lake Bees	End of Rehab Assignment
161	9-7-10	Delete	Mark Trumbo	IF-OF	Los Angeles Angels	Salt Lake Bees	
162	9-7-10	Delete	Hank Conger	C	Los Angeles Angels	Salt Lake Bees	
163	9-7-10	Delete	Kevin Frandsen	IF	Los Angeles Angels	Salt Lake Bees	
164	9-7-10	Delete	Bobby Cassevah	RHP	Los Angeles Angels	Salt Lake Bees	
165	9-7-10	Delete	Matt Palmer	RHP	Los Angeles Angels	Salt Lake Bees	
166	9-7-10	Delete	Robb Quinlan	IF-OF	Released	Salt Lake Bees	



2010 Season

Home Team Statistics - Hitters

2010 Season

Road Team Statistics - Hitters

PLAYERS	AVG	G	AB	R	H	2B	3B	HR	RBI	BB	SO	SB	CS	SLG	OBP	E
* Aldridge, Cory	.343	38	134	29	46	14	0	6	34	19	36	1	0	.582	.422	0
* Amarista, Alexi	.333	8	36	7	12	3	1	0	4	1	2	2	2	.472	.342	0
Auer, Tyson	.310	9	29	4	9	1	2	0	2	1	5	1	0	.483	.355	0
Bailey, Dwayne	.333	4	6	1	2	0	0	0	0	0	2	0	0	.333	.333	0
Bourjos, Peter	.318	48	201	45	64	7	6	6	27	13	37	17	2	.502	.374	0
* Brooks, Beau	.125	2	8	2	1	0	0	0	1	1	2	0	0	.125	.222	0
Budde, Ryan	.205	26	83	8	17	3	0	0	8	10	34	0	0	.241	.284	4
Campos, Jesus	.176	6	17	1	3	0	0	0	0	1	4	0	0	.176	.222	1
# Colmenares, Carlos	.389	10	36	4	14	1	0	0	3	1	6	1	0	.417	.395	2
# Conger, Hank	.287	55	195	31	56	11	1	6	26	29	30	0	0	.446	.377	9
Evans, Terry	.302	64	248	50	75	15	3	7	41	14	50	13	1	.472	.340	3
# Figueroa, Luis	.310	28	113	14	35	7	1	3	22	8	6	0	0	.469	.360	5
# Figueroa, Luis	.347	60	236	28	82	13	2	5	43	15	10	1	1	.483	.387	13
Frandsen, Kevin	.306	19	72	14	22	4	1	0	6	4	9	2	1	.389	.383	2
Gomeault, Nick	.246	44	122	16	30	9	0	2	18	15	36	3	1	.369	.326	2
# Izturis, Maicer	.286	2	7	1	2	0	0	0	1	0	0	0	0	.286	.286	0
Mathis, Jeff	.240	7	25	5	6	1	1	1	5	3	6	0	0	.480	.321	0
* McAnulty, Paul	.305	38	141	21	43	7	0	4	29	15	17	0	1	.440	.369	0
* Meyer, Drew	.290	19	69	10	20	4	1	0	9	8	11	1	0	.377	.364	0
* Meyer, Drew	.255	40	145	19	37	8	3	2	15	16	24	2	0	.393	.329	2
Nieves, Abel	.214	6	14	1	3	0	0	0	0	3	5	0	0	.214	.389	1
Patchett, Gary	.256	29	90	11	23	1	0	1	17	10	19	0	1	.300	.346	6
# Perez, Darwin	.188	9	32	3	6	0	0	0	3	1	10	0	1	.188	.212	1
Quinlan, Robb	.283	16	60	7	17	4	0	0	2	7	11	1	0	.350	.358	2
* Ryan, Michael	.279	38	147	29	41	8	3	4	28	16	19	0	0	.456	.343	0
# Sandoval, Freddy	.200	11	40	7	8	1	0	0	6	6	5	0	0	.225	.304	0
Statia, Hainley	.171	13	41	4	7	3	1	0	6	7	4	0	1	.293	.292	1
* Sutton, Nate	.288	53	191	32	55	12	4	0	17	21	37	8	4	.393	.360	7
Trumbo, Mark	.338	70	260	54	88	13	2	18	63	32	58	3	2	.612	.409	7
* Walker, Brian	.143	2	7	0	1	0	0	0	1	0	0	0	0	.143	.143	0
Wilson, Bobby	.500	3	6	2	3	0	0	1	3	4	1	0	0	1.000	.636	0
Wood, Brandon	.200	6	25	2	5	0	0	0	0	1	7	0	0	.200	.231	1
Team Total	.291	72	2455	415	714	129	27	59	382	251	469	53	18	.437	.358	64

Home Team Statistics - Pitchers

PITCHERS	W-L	ERA	G	GS	CG	SHO	SV	IP	H	R	ER	HR	HB	BB	SO	WP	OPP AVG
Albano, Marco	1-2	4.40	7	4	0	0	0	28.2	34	14	14	1	0	15	14	0	.309
Aldridge, Ryan	0-0	9.00	2	0	0	0	0	2.0	5	2	2	0	0	0	4	0	.455
Bell, Trevor	1-0	3.60	3	3	0	0	0	15.0	13	8	6	2	1	2	12	1	.224
* Browning, Barret	1-1	8.28	16	0	0	0	0	25.0	37	24	23	4	3	11	30	3	.359
Bulger, Jason	0-0	1.69	6	0	0	0	0	5.1	1	1	1	0	2	5	9	0	.059
Cabrera, Daniel	0-0	3.86	1	1	0	0	0	4.2	4	2	2	0	0	4	3	0	.222
Carmona, Ysmael	1-0	0.00	4	0	0	0	0	4.0	2	0	0	0	0	3	4	1	.133
Casseevah, Bobby	3-0	3.48	24	0	0	0	3	33.2	35	15	13	5	3	14	24	1	.273
Chatwood, Tyler	1-0	6.35	1	1	0	0	0	5.2	9	4	4	1	0	0	3	0	.346
* Davidson, Daniel	2-2	5.81	6	6	0	0	0	31.0	41	20	20	5	1	9	19	2	.318
DeHoyos, Gabe	3-1	2.82	20	0	0	0	0	44.2	41	17	14	3	3	13	43	1	.237
Diaz, Amalio	2-3	4.21	17	7	0	0	0	57.2	64	31	27	2	2	21	43	1	.292
Hill, Jeremy	1-0	3.52	8	0	0	0	1	7.2	8	5	3	1	0	3	6	1	.242
Houston, Ryan	0-1	6.75	6	0	0	0	0	9.1	14	9	7	1	0	5	5	0	.378
Junge, Eric	1-3	6.70	8	7	0	0	0	45.2	57	36	34	8	3	13	37	1	.315
Kiely, Tim	2-0	6.75	3	3	0	0	0	17.1	21	15	13	2	1	4	5	3	.309
Kohn, Michael	1-0	1.84	14	0	0	0	4	14.2	10	3	3	2	1	8	16	0	.196
Mendoza, Tommy	0-2	7.36	4	3	0	0	0	18.1	27	18	15	7	0	5	11	0	.351
Mosebach, Bobby	2-0	7.15	8	0	0	0	1	11.1	15	10	9	1	1	3	4	2	.326
Nabors, Kevin	0-0	0.00	1	0	0	0	0	1.2	1	0	0	0	0	0	2	0	.200
O'Sullivan, Sean	1-3	5.70	7	7	1	0	0	36.1	49	25	23	5	1	10	29	1	.325
Palmer, Matt	1-1	1.71	7	3	0	0	2	21.0	16	6	4	0	1	7	22	2	.211
* Reckling, Trevor	1-3	9.55	6	6	0	0	0	27.1	47	31	29	2	6	22	16	0	.385
Rodriguez, Fernando	3-3	6.86	18	11	0	0	0	60.1	85	52	46	11	3	23	50	3	.337
Rodriguez, Francisco	2-0	2.38	6	0	0	0	0	11.1	7	3	3	0	0	2	8	0	.175
1 Rodriguez, Rafael	4-2	3.71	18	0	0	0	3	26.2	25	12	11	3	0	7	14	1	.253
Shoemaker, Matt	1-1	9.00	2	1	0	0	0	9.0	15	9	9	0	0	7	4	0	.395
* Smith, Will	1-3	6.14	5	5	0	0	0	29.1	46	24	20	3	0	6	17	0	.362
Stokes, Brian	1-0	1.29	6	0	0	0	0	7.0	5	1	1	0	1	1	7	1	.208
Thompson, Rich	1-1	1.20	9	0	0	0	2	15.0	8	2	2	0	0	5	14	1	.163
Vogelsong, Ryan	0-2	5.71	4	4	0	0	0	17.1	22	15	11	2	3	9	19	2	.310
Walden, Jordan	0-0	2.25	3	0	0	0	0	4.0	2	1	1	0	0	0	0	0	.154
Team Total	38-34	5.14	72	72	1	0	16	648.0	766	415	370	71	36	237	494	28	.298

KEY: \* - LEFTHANDED HITTER/PITCHER, # - SWITCH HITTER

PLAYERS	AVG	G	AB	R	H	2B	3B	HR	RBI	BB	SO	SB	CS	SLG	OBP	E
* Aldridge, Cory	.297	45	165	24	49	10	1	7	25	16	47	1	1	.497	.359	1
* Amarista, Alexi	.483	7	29	6	14	3	2	0	5	0	2	2	0	.724	.500	0
Auer, Tyson	.167	5	18	4	3	1	1	0	2	2	4	0	1	.333	.286	1
Bailey, Dwayne	.083	5	12	0	1	0	0	0	2	0	4	0	0	.083	.083	0
Bourjos, Peter	.310	54	213	40	66	6	6	7	25	11	41	10	3	.493	.354	2
* Brooks, Beau	.200	2	5	2	1	1	0	0	0	1	1	0	0	.400	.333	1
Budde, Ryan	.281	27	89	16	25	4	0	1	5	11	24	1	1	.360	.363	2
Campos, Jesus	.200	2	5	0	1	1	0	0	0	1	3	0	0	.400	.333	0
# Colmenares, Carlos	.240	15	50	4	12	1	1	0	5	4	10	0	0	.300	.296	4
# Conger, Hank	.313	53	192	25	60	15	1	5	23	26	28	0	2	.479	.393	4
* Coon, Brad	.353	5	17	1	6	0	1	0	2	0	2	2	0	.471	.333	0
Evans, Terry	.261	58	218	30	57	12	1	8	31	14	50	6	7	.436	.305	3
# Figueroa, Luis	.314	25	105	11	33	5	0	0	14	5	6	2	1	.362	.339	3
T# Figueroa, Luis	.290	55	221	23	64	14	2	0	28	10	9	2	1	.371	.318	8
Frandsen, Kevin	.246	17	65	11	16	5	0	1	6	3	10	0	0	.369	.319	2
Gorneault, Nick	.213	45	150	25	32	5	3	7	25	13	33	0	1	.427	.279	2
Mathis, Jeff	.250	2	8	1	2	0	0	0	0	1	4	0	0	.250	.333	0
* McAnulty, Paul	.299	35	134	22	40	11	1	6	25	12	22	0	0	.530	.351	4
* Meyer, Drew	.255	13	47	5	12	3	0	1	4	4	13	0	1	.383	.314	0
T* Meyer, Drew	.259	38	116	11	30	5	0	1	11	18	26	2	1	.328	.356	2
Nieves, Abel	.000	1	2	0	0	0	0	0	0	0	1	0	0	.000	.000	0
Patchett, Gary	.255	31	106	7	27	3	1	0	8	4	32	0	1	.302	.292	2
# Perez, Darwin	.200	4	15	1	3	0	1	1	4	1	3	0	0	.533	.294	0
Quinlan, Robb	.235	18	68	6	16	2	0	0	6	8	12	0	0	.265	.316	2
* Ryan, Michael	.275	43	160	19	44	14	1	0	9	8	27	2	0	.375	.306	1
# Sandoval, Freddy	.220	11	41	6	9	0	1	0	4	6	7	0	0	.268	.347	0
Statia, Hainley	.327	17	55	6	18	1	0	0	8	6	10	1	0	.345	.393	1
* Sutton, Nate	.233	60	206	31	48	7	3	2	21	25	35	5	3	.325	.323	5
Trumbo, Mark	.265	69	272	49	72	16	3	18	59	26	68	0	2	.544	.328	5
* Walker, Brian	.385	4	13	1	5	1	0	0	5	1	3	0	0	.462	.429	0
Wood, Brandon	.192	7	26	2	5	0	0	1	2	2	10	0	0	.308	.250	1
Team Total	.272	72	2486	355	677	127	28	65	325	211	512	32	24	.424	.332	56



Bees vs. Left Statistics

PLAYERS	AVG	AB	R	H	2B	3B	HR	RBI	BB	SO	SB	CS	SLG	OBP
* Aldridge, Cory	.281	64	9	18	4	0	1	9	7	14	1	0	.391	.352
* Amarista, Alexi	.350	20	3	7	1	0	0	2	1	3	2	1	.400	.391
Auer, Tyson	.200	15	2	3	1	1	0	3	1	2	1	0	.400	.250
Bailey, Dwayne	.400	5	0	2	0	0	0	0	0	1	0	0	.400	.400
Bourjos, Peter	.366	131	35	48	5	5	8	18	10	26	6	0	.664	.415
* Brooks, Beau	.200	5	1	1	0	0	0	1	0	2	0	0	.200	.200
Budde, Ryan	.250	64	8	16	6	0	0	3	10	18	1	1	.344	.347
Campos, Jesus	.000	4	0	0	0	0	0	0	0	2	0	0	.000	.000
# Colmenares, Carlos	.414	29	2	12	1	1	0	3	1	2	1	0	.517	.433
* Conger, Hank	.193	114	10	22	7	0	0	6	23	25	0	2	.254	.331
* Coon, Brad	.800	5	1	4	0	1	0	1	0	0	1	0	1.200	.800
Evans, Terry	.257	152	24	39	8	0	6	22	7	27	5	6	.428	.288
# Figueroa, Luis	.272	81	8	22	5	0	0	7	4	5	0	0	.333	.310
# Figueroa, Luis	.315	146	18	46	11	1	0	11	7	8	0	0	.404	.348
Frandsen, Kevin	.326	43	9	14	5	0	1	5	2	4	1	1	.512	.383
Gorneault, Nick	.169	89	9	15	4	2	1	13	10	26	1	0	.292	.255
Mathis, Jeff	.333	12	4	4	1	1	1	3	2	2	0	0	.833	.429
* McNulty, Paul	.337	86	10	29	7	0	4	22	5	8	0	0	.558	.370
* Meyer, Drew	.370	46	8	17	2	0	1	7	4	11	0	0	.478	.420
* Meyer, Drew	.321	81	10	26	2	1	1	10	9	17	2	0	.407	.389
Nieves, Abel	.111	9	0	1	0	0	0	0	3	4	0	0	.111	.385
Patchett, Gary	.169	59	2	10	1	0	0	5	6	16	0	1	.186	.242
# Perez, Darwin	.045	22	0	1	0	0	0	2	1	3	0	1	.045	.087
Quinlan, Robb	.233	43	4	10	2	0	0	1	6	10	0	0	.279	.327
* Ryan, Michael	.229	83	8	19	2	1	0	9	10	14	1	0	.277	.302
# Sandoval, Freddy	.200	30	4	6	0	0	0	2	4	6	0	0	.200	.314
# Statia, Hainley	.296	27	3	8	2	0	0	6	4	3	0	0	.370	.387
* Sutton, Nate	.248	109	21	27	6	4	0	12	9	26	5	2	.376	.328
Trumbo, Mark	.325	163	32	53	12	1	11	36	21	29	1	1	.613	.398
* Walker, Brian	.400	5	0	2	0	0	0	2	0	0	0	0	.400	.400
Wilson, Bobby	.000	2	0	0	0	0	0	0	2	1	0	0	.000	.500
Wood, Brandon	.286	14	1	4	0	0	0	0	1	4	0	0	.286	.333
TEAM TOTAL	.270	1531	218	414	82	17	34	200	154	294	27	16	.413	.339

PITCHERS	ERA	IP	H	R	ER	HR	HB	BB	SO	WP	OPP AVG
Albano, Marco	7.09	26.2	34	21	21	2	2	20	10	0	.318
Aldridge, Ryan	0.00	1.1	3	0	0	0	0	0	0	0	.500
Bell, Trevor	4.26	12.2	14	7	6	1	0	2	7	1	.286
* Browning, Barret	6.75	13.1	19	12	10	1	0	6	19	2	.339
Bulger, Jason	1.93	4.2	1	1	1	0	0	5	5	0	.067
Cabrera, Daniel	21.60	1.2	9	4	4	1	0	4	1	0	.643
Carmona, Ysmael	0.00	2.2	0	0	0	0	0	2	1	0	.000
Casavah, Bobby	5.32	23.2	27	16	14	4	0	11	16	1	.287
Chatwood, Tyler	13.50	1.1	5	2	2	1	0	0	0	0	.556
* Davidson, Daniel	6.75	21.1	24	17	16	4	1	5	20	2	.282
DeHoyos, Gabe	3.34	29.2	37	12	11	3	1	12	27	0	.311
Diaz, Amalio	7.16	32.2	47	27	26	3	1	20	24	0	.343
Hill, Jeremy	4.05	6.2	8	3	3	1	0	2	5	1	.276
Houston, Ryan	7.27	8.2	12	8	7	0	0	1	6	0	.316
Junge, Eric	8.10	30.0	44	29	27	6	2	8	21	1	.346
Kiely, Tim	10.06	17.0	25	21	19	3	1	5	9	3	.347
Kohn, Michael	0.00	10.0	4	0	0	0	1	3	3	0	.125
McKiernan, Eddie	0.00	0.1	2	0	0	0	0	0	0	0	.667
Mendoza, Tommy	9.82	11.0	18	12	12	6	0	4	8	0	.383
Mosebach, Bobby	6.75	6.2	9	6	5	2	0	3	2	0	.360
Nabors, Kevin	0.00	3.2	3	0	0	0	0	0	2	0	.273
O'Sullivan, Sean	3.67	41.2	40	18	17	4	3	15	29	1	.255
Oye, Matt	***	0.0	2	1	1	0	0	1	0	0	1.000
Palmer, Matt	0.93	19.1	11	5	2	1	1	11	14	0	.167
* Reckling, Trevor	8.41	20.1	21	20	19	3	1	14	19	1	.269
Rodriguez, Fernando	6.41	39.1	54	30	28	6	1	18	41	1	.323
Rodriguez, Francisco	4.91	7.1	9	4	4	0	0	5	10	0	.290
Rodriguez, Rafael	3.09	23.1	17	10	8	2	0	2	12	1	.210
Shoemaker, Matt	2.35	7.2	7	2	2	0	0	4	4	0	.259
* Smith, Will	4.60	15.2	14	11	8	2	0	4	17	0	.246
Stokes, Brian	4.91	7.1	10	5	4	1	1	6	7	1	.313
Thompson, Rich	0.77	11.2	5	1	1	0	0	2	10	0	.139
Vogelsong, Ryan	3.21	14.0	20	8	5	1	1	10	12	2	.345
Walden, Jordan	3.86	2.1	3	1	1	0	0	0	0	0	.333
Team Total	476.0	559	315	284	58	17	205	362	18	296	

KEY: \* - LEFTHANDED HITTER/PITCHER, # - SWITCH HITTER

Bees vs. Right Statistics

PLAYER	AVG	AB	R	H	2B	3B	HR	RBI	BB	SO	SB	CS	SLG	OBP
* Aldridge, Cory	.328	235	44	77	20	1	12	50	28	69	1	1	.574	.397
* Amarista, Alexi	.422	45	10	19	5	3	0	7	0	1	2	1	.667	.422
Auer, Tyson	.281	32	6	9	1	2	0	1	2	7	0	1	.438	.361
Bailey, Dwayne	.077	13	1	0	0	0	0	2	0	5	0	0	.077	.077
Bourjos, Peter	.290	283	50	82	8	7	5	34	14	52	21	5	.420	.340
* Brooks, Beau	.125	8	3	1	1	0	0	0	2	1	0	0	.250	.300
Budde, Ryan	.241	108	16	26	1	0	1	10	11	40	0	0	.278	.311
Campos, Jesus	.222	18	1	4	1	0	0	0	2	5	0	0	.278	.300
# Colmenares, Carlos	.246	57	6	14	1	0	0	5	4	14	0	0	.263	.290
# Conger, Hank	.344	273	46	94	19	2	11	43	32	33	0	0	.549	.409
* Coon, Brad	.167	12	0	2	0	0	0	1	0	2	1	0	.167	.154
Evans, Terry	.296	314	56	93	19	4	9	50	21	73	14	2	.468	.340
# Figueroa, Luis	.336	137	17	46	7	1	3	29	9	7	2	1	.467	.373
# Figueroa, Luis	.322	311	33	100	16	3	5	60	18	11	3	2	.441	.356
Frandsen, Kevin	.255	94	16	24	4	1	0	7	5	15	1	0	.319	.340
Gorneault, Nick	.257	183	32	47	10	1	8	30	18	43	2	2	.454	.323
# Izturis, Maicer	.286	7	1	2	0	0	0	1	0	0	0	1	.286	.286
Mathis, Jeff	.190	21	2	4	0	0	0	2	2	8	0	0	.190	.261
* McNulty, Paul	.286	189	33	54	11	1	6	32	22	31	0	1	.450	.357
* Meyer, Drew	.214	70	7	15	5	1	0	6	8	13	1	1	.314	.295
* Meyer, Drew	.228	180	20	41	11	2	2	16	25	33	2	1	.344	.320
Nieves, Abel	.286	7	1	2	0	0	0	0	0	2	0	0	.286	.286
Patchett, Gary	.292	137	16	40	3	1	1	20	8	35	0	1	.350	.351
# Perez, Darwin	.320	25	4	8	0	1	1	5	1	10	0	0	.520	.370
Quinlan, Robb	.271	85	9	23	4	0	0	7	9	13	1	0	.318	.340
* Ryan, Michael	.295	224	40	66	20	3	4	28	14	32	1	0	.464	.333
# Sandoval, Freddy	.216	51	9	11	1	1	0	8	8	6	0	0	.275	.333
# Statia, Hainley	.246	69	7	17	2	1	0	8	9	11	1	1	.304	.333
* Sutton, Nate	.264	288	42	76	13	3	2	26	37	46	8	5	.351	.346
Trumbo, Mark	.290	369	71	107	17	4	25	86	37	97	2	3	.561	.355
* Walker, Brian	.267	15	1	4	1	0	0	4	1	3	0	0	.333	.313
Wilson, Bobby	.750	4	2	3	0	0	1	3	2	0	0	0	1.500	.714
Wood, Brandon	.162	37	3	6	0	0	1	2	2	13	0	0	.243	.205
TEAM TOTAL	.287	3410	552	977	174	38	90	507	308	687	58	26	.439	.348

PITCHERS	ERA	IP	H	R	ER	HR	HB	BB	SO	WP	OPP AVG
Albano, Marco	6.06	32.2	33	22	22	1	0	23	21	1	.280
Aldridge, Ryan	10.80	1.2	4	2	2	0	1	0	4	0	.444
Bell, Trevor	2.08	17.1	16	5	4	2	2	4	12	0	.235
* Browning, Barret	6.44	29.1	42	21	21	3	3	16	22	3	.356
Bulger, Jason	0.00	4.2	2	0	0	0	2	4	7	0	.143
Cabrera, Daniel	9.72	8.1	5	9	9	0	1	3	7	2	.167
Carmona, Ysmael	6.00	3.0	5	2	2	0	0	4	6	2	.357
Casavah, Bobby	3.57	35.1	42	16	14	3	4	14	22	1	.292
Chatwood, Tyler	4.15	4.1	4	2	2	0	0	0	3	0	.235
* Davidson, Daniel	4.66	65.2	74	34	34	10	1	23	43	4	.282
DeHoyos, Gabe	2.91	52.2	35	19	17	1	4	21	53	6	.186
Diaz, Amalio	4.84	57.2	64	34	31	1	4	20	45	1	.292
Hill, Jeremy	3.60	10.0	9	6	4	2	0	2	8	1	.225
Houston, Ryan	6.17	11.2	16	9	8	1	0	10	6	0	.348
Junge, Eric	3.40	50.1	48	20	19	4	1	15	39	2	.258
Kiely, Tim	8.18	22.0	36	21	20	4	0	6	9	2	.371
Kohn, Michael	3.06	17.2	12	7	6	3	0	14	29	0	.194
McKiernan, Eddie	27.00	1.0	1	3	3	0	0	1	2	0	.250
Mendoza, Tommy	8.27	16.1	27	18	15	6	0	3	5	0	.370
Mosebach, Bobby	7.15	11.1	16	9	9	1	1	1	6	2	.340
Nabors, Kevin	5.40	1.2	3	1	1	0	0	3	2	0	.375
O'Sullivan, Sean	5.82	43.1	55	32	28	4	0	16	29	2	.320
Oye, Matt	10.80	1.2	2	2	2	1	0	0	1	0	.286
Palmer, Matt	4.00	27.0	21	12	12	3	1	8	22	3	.219
* Reckling, Trevor	8.57	49.1	78	49	47	8	6	36	27	0	.364
Rodriguez, Fernando	5.59	58.0	80	48	36	6	5	24	43	3	.333
Rodriguez, Francisco	3.00	15.0	10	5	5	0	0	1	9	0	.192
Rodriguez, Rafael	3.00	27.0	24	9	9	3	0	13	18	1	.226
Shoemaker, Matt	9.39	7.2	13	8	8	0	0	4	5	0	.382
* Smith, Will	6.03	37.1	51	28	25	4	0	16	23	0	.327
Stokes, Brian	2.89	9.1	11	4	3	0	0	0	6	1	.324
Thompson, Rich	0.50	18.0	12	1	1	0	0	8	20	1	.200
Vogelsong, Ryan	5.56	22.2	27	15	14	1	2	12	25	1	.297
Walden, Jordan	4.15	4.1	5	2	2	0	0	2	3	0	.278
TEAM TOTAL		776.0	884	477	435	72	38	329	582	39	290



2010 Season

Situational Statistics

PLAYERS	AS LEADOFF				RUNNERS ON BASE				BASES LOADED				SCORING POS				SCOR-POS/2 OUTS			
	AVG	AB	HR	BB	AVG	AB	H	HR	AVG	AB	H	HR	AVG	AB	H	HR	AVG	AB	H	HR
Aldridge, Cory,RF	.295	78	3	7	.353	153	54	8	.400	10	4	1	.309	94	29	5	.213	47	10	3
Amarista, Alexi,2B	.429	21	0	1	.448	29	13	0	.000	2	0	0	.438	16	7	0	.200	5	1	0
Auer, Tyson,OF	.300	10	0	0	.263	19	5	0	.000	2	0	0	.231	13	3	0	.143	7	1	0
Bailey, Dwayne,3B	.125	8	0	0	.143	7	1	0	.333	3	1	0	.200	5	1	0	.500	2	1	0
Bourjos, Peter,CF	.322	152	4	8	.331	166	55	6	.333	6	2	0	.348	92	32	3	.364	44	16	3
Brooks, Beau,C	.000	2	0	0	.111	9	1	0					.200	5	1	0	.333	3	1	0
Budde, Ryan,C	.310	42	1	5	.224	76	17	0	.000	2	0	0	.182	44	8	0	.238	21	5	0
Campos, Jesus,SS	.111	9	0	1	.125	8	1	0		0	0	0	.143	7	1	0	.250	4	1	0
Colmenares, Carlos,3B	.400	15	0	2	.349	43	15	0	1.000	1	1	0	.261	23	6	0	.429	7	3	0
Conger, Hank,C	.277	83	0	9	.301	166	50	5	.143	7	1	0	.272	103	28	2	.167	42	7	2
Coon, Brad,CF	.200	5	0	0	.571	7	4	0	.000	1	0	0	.250	4	1	0	.500	2	1	0
Evans, Terry,RF	.300	130	6	6	.312	199	62	6	.429	14	6	0	.333	114	38	4	.304	56	17	3
Figueroa, Luis,2B	.267	30	0	6	.303	109	33	1	.667	3	2	0	.348	66	23	1	.379	29	11	1
Figueroa, Luis,2B	.308	65	0	7	.310	229	71	3	.571	7	4	0	.345	148	51	1	.397	63	25	1
Frandsen, Kevin,3B	.286	28	0	2	.222	63	14	0	.333	3	1	0	.242	33	8	0	.167	12	2	0
Gorneault, Nick,RF	.236	55	2	4	.259	135	35	5	.333	6	2	0	.263	80	21	2	.256	39	10	1
Izturis, Maicer,3B					.167	6	1	0					.200	5	1	0	.000	1	0	0
Mathis, Jeff,C	.400	5	0	0	.333	12	4	0		0	0	0	.500	6	3	0	.333	3	1	0
McAnulty, Paul,1B	.300	60	4	3	.367	128	47	5	.200	5	1	0	.377	69	26	2	.405	37	15	0
Meyer, Drew,2B	.417	24	0	2	.242	66	16	1	.250	4	1	0	.186	43	8	0	.067	15	1	0
Meyer, Drew,2B	.269	52	0	6	.222	126	28	3	.333	6	2	0	.171	76	13	0	.147	34	5	0
Nieves, Abel,3B	.000	1	0	0	.286	7	2	0	.000	2	0	0	.400	5	2	0	.250	4	1	0
Patchett, Gary,SS	.289	45	0	3	.271	85	23	1	.333	3	1	0	.309	55	17	1	.250	24	6	0
Perez, Darwin,SS	.000	7	0	1	.286	28	8	1		0	0	0	.158	19	3	0	.167	12	2	0
Quinlan, Robb,1B	.400	20	0	2	.224	67	15	0	.000	1	0	0	.225	40	9	0	.267	15	4	0
Ryan, Michael,OF	.266	64	1	5	.278	144	40	2	.286	7	2	0	.221	77	17	2	.148	27	4	0
Sandoval, Freddy,3B	.154	13	0	2	.333	39	13	0	.500	2	1	0	.280	25	7	0	.167	12	2	0
Statia, Hainley,2B	.217	23	0	2	.311	45	14	0	.000	1	0	0	.333	24	8	0	.400	15	6	0
Sutton, Nate,2B	.258	93	0	9	.265	162	43	0	.100	10	1	0	.263	99	26	0	.171	35	6	0
Trumbo, Mark,1B	.252	111	7	9	.330	279	92	19	.667	9	6	1	.329	161	53	14	.263	76	20	5
Walker, Brian,C	.333	3	0	0	.364	11	4	0	1.000	1	1	0	.667	6	4	0	.667	6	4	0
Wilson, Bobby,C	.500	2	0	2	.667	3	2	1					.667	3	2	1	1.000	1	1	0
Wood, Brandon,3B	.167	12	0	0	.167	18	3	1	.000	1	0	0	.100	10	1	0	.000	3	0	0
TEAM TOTAL	.285	1151	28	91	.300	2289	687	62	.321	106	34	2	.293	1346	394	37	.264	606	160	18

KEY: \* - LEFTHANDED HITTER/PITCHER, # - SWITCH HITTER

2010 Season

Situational Statistics

PITCHERS	VS LEADOFF				RUNNERS ON BASE				BASES LOADED				SCORING POS				SCOR-POS/2 OUTS			
	AVG	AB	H	HR	AVG	AB	H	HR	AVG	AB	H	HR	AVG	AB	H	HR	AVG	AB	H	HR
Albano, Marco	.327	52	17	0	.289	114	33	1	.500	6	3	0	.367	60	22	1	.323	31	10	0
Aldridge, Ryan	.667	3	2	0	.300	10	3	0	—	—	—	—	.250	4	1	0	.333	3	1	0
Bell, Trevor	.267	30	8	0	.231	52	12	1	.000	1	0	0	.200	25	5	1	.091	11	1	1
Browning, Barret	.421	38	16	2	.375	88	33	1	.667	6	4	0	.383	60	23	1	.357	28	10	0
Bulger, Jason	.000	7	0	0	.143	14	2	0	.000	3	0	0	.111	9	1	0	.000	3	0	0
Cabrera, Daniel	.300	10	3	0	.435	23	10	1	.333	3	1	0	.421	19	8	1	.000	3	0	0
Carmona, Ysmael	.333	3	1	0	.118	17	2	0	.000	2	0	0	.083	12	1	0	.143	7	1	0
Casesevah, Bobby	.311	45	14	2	.275	138	38	4	.462	13	6	1	.293	82	24	3	.256	39	10	2
Chatwood, Tyler	.333	6	2	0	.364	11	4	0	—	0	0	0	.143	7	1	0	.333	3	1	0
Davidson, Daniel	.286	84	24	5	.257	140	36	5	.000	1	0	0	.247	77	19	4	.256	39	10	2
DeHoyos, Gabe	.176	68	12	0	.234	141	33	3	.500	8	4	0	.239	92	22	2	.306	49	15	2
Diaz, Amalio	.325	77	25	0	.313	192	60	3	.421	19	8	1	.339	118	40	2	.136	44	6	0
Hill, Jeremy	.176	17	3	0	.231	26	6	2	—	0	0	0	.111	18	2	1	.100	10	1	0
Houston, Ryan	.381	21	8	0	.318	44	14	0	.750	4	3	0	.345	29	10	0	.100	10	1	0
Junge, Eric	.278	79	22	2	.341	129	44	6	.000	6	0	0	.299	77	23	5	.375	32	12	3
Kiely, Tim	.361	36	13	2	.423	78	33	2	.444	9	4	1	.417	48	20	2	.474	19	9	1
Kohn, Michael	.227	22	5	2	.146	41	6	0	.333	3	1	0	.217	23	5	0	.091	11	1	0
McKiernan, Eddie	.000	1	0	0	.750	4	3	0	1.000	2	2	0	.750	4	3	0	.750	4	3	0
Mendoza, Tommy	.286	28	8	2	.417	48	20	4	—	0	0	0	.478	23	11	1	.400	10	4	1
Mosebach, Bobby	.471	17	8	0	.289	38	11	2	.500	2	1	0	.348	23	8	0	.250	8	2	0
Nabors, Kevin	.250	4	1	0	.250	12	3	0	.000	4	0	0	.143	7	1	0	.333	3	1	0
O'Sullivan, Sean	.342	79	27	3	.253	166	42	3	.385	13	5	0	.225	89	20	0	.100	30	3	0
Oye, Matt	1.000	2	2	0	.333	6	2	1	—	—	—	—	.500	2	1	0	—	—	—	—
Palmer, Matt	.283	46	13	0	.161	56	9	3	.000	3	0	0	.194	36	7	3	.211	19	4	0
Reckling, Trevor	.362	58	21	4	.341	164	56	4	.400	15	6	1	.361	108	39	3	.357	42	15	1
Rodriguez, Fernando	.326	89	29	3	.338	204	69	5	.375	8	3	0	.364	129	47	4	.328	58	19	0
Rodriguez, Francisco	.158	19	3	0	.282	39	11	0	.000	1	0	0	.292	24	7	0	.167	12	2	0
Rodriguez, Rafael	.190	42	8	1	.193	83	16	2	.000	3	0	0	.200	50	10	0	.167	24	4	0
Shoemaker, Matt	.357	14	5	0	.400	30	12	0	1.000	1	1	0	.438	16	7	0	.333	6	2	0
Smith, Will	.278	54	15	1	.341	88	30	1	.250	4	1	0	.379	58	22	0	.500	24	12	0
Stokes, Brian	.357	14	5	0	.278	36	10	0	.000	2	0	0	.368	19	7	0	.167	6	1	0
Thompson, Rich	.182	22	4	0	.143	42	6	0	.500	2	1	0	.160	25	4	0	.222	18	4	0
Vogelsong, Ryan	.371	35	13	0	.277	83	23	2	.000	6	0	0	.216	51	11	1	.182	22	4	1
Walden, Jordan	.571	7	4	0	.286	14	4	0	—	0	0	0	.429	7	3	0	.667	3	2	0
TEAM TOTAL	.302	1129	341	29	.294	2376	698	56	.360	150	54	4	.305	1434	437	35	.273	634	173	14

KEY: \* - LEFTHANDED HITTER/PITCHER, # - SWITCH HITTER



Defensive Statistics

PLAYER	PCT	G	INN	PO	A	E	TC	DP	GAMES BY POSITION										OF	C	P
									1B	2B	3B	SS	LF	CF	RF	PH	PR	PH			
Albano, Marco	.923	15	59.1	4	8	1	13	0	18	2B	3B	SS	OF	C	P						
Aldridge, Cory	.986	53	432.0	70	3	1	74	0	0	0	0	0	0	0	15						
Aldridge, Ryan	1.000	3	3.0	1	1	0	2	1	0	0	0	0	53	0	0						
Amarista, Alexi	1.000	16	132.0	25	40	0	65	10	0	0	0	0	0	0	3						
Auer, Tyson	.964	14	115.0	26	1	1	28	0	0	15	0	1	0	0	0						
Bailey, Dwayne	1.000	8	41.1	6	17	0	23	7	0	0	0	0	14	0	0						
Bell, Trevor	.900	6	30.0	3	6	1	10	1	0	7	0	0	0	0	1						
Bourjos, Peter	.992	101	858.0	258	6	2	266	1	0	0	0	0	0	0	6						
Brooks, Beau	.944	4	32.0	15	2	1	18	0	0	0	0	0	101	0	0						
Browning, Barret	.846	26	42.2	1	10	2	13	0	0	0	0	0	0	4	0						
Budde, Ryan	.984	52	439.2	324	36	6	366	2	0	0	0	0	0	0	26						
Bulger, Jason	1.000	10	9.1	1	1	0	2	0	2	0	2	0	0	48	0						
Cabrera, Daniel	.000	3	10.0	0	0	1	1	0	0	0	0	0	0	0	10						
Campos, Jesus	.941	8	63.0	5	11	1	17	1	0	0	0	0	0	0	3						
Carmona, Ysmael	1.000	6	5.2	1	3	0	4	0	0	0	8	0	0	0	0						
Casseevah, Bobby	.941	45	59.0	3	13	1	17	3	0	0	0	0	0	0	6						
Chatwood, Tyler	1.000	1	5.2	1	1	0	2	0	0	0	0	0	0	0	45						
Colmenares, Carlos	.930	27	208.0	22	58	6	86	5	0	0	0	0	0	0	1						
Conger, Hank	.979	81	686.1	554	47	13	614	9	1	7	13	6	0	0	0						
Coon, Brad	1.000	5	35.0	6	0	0	6	0	0	0	0	0	0	81	0						
Davidson, Daniel	1.000	16	87.0	3	14	0	17	2	0	0	0	0	5	0	0						
DeHoyos, Gabe	.941	38	82.1	6	10	1	17	1	0	0	0	0	0	0	16						
Diaz, Amalio	.957	28	90.1	4	18	1	23	1	0	0	0	0	0	0	38						
Evans, Terry	.975	115	964.1	219	13	6	238	4	0	0	0	0	0	0	28						
Figueroa, Luis	.969	51	445.0	85	161	8	254	45	0	0	0	0	115	0	0						
Figueroa, Luis	.962	112	950.0	195	336	21	552	93	0	0	0	51	0	0	0						
Frandsen, Kevin	.973	37	302.0	65	79	4	148	17	0	32	6	74	0	0	0						
Gorneault, Nick	.976	85	662.1	156	7	4	167	1	2	9	18	8	0	0	0						
Hill, Jeremy	1.000	17	16.2	1	1	0	2	0	0	0	0	0	85	0	0						
Houston, Ryan	.000	14	20.1	0	0	1	1	0	0	0	0	0	0	0	17						
Izturis, Maicer	1.000	2	14.0	0	3	0	3	0	0	0	0	0	0	0	14						
Junge, Eric	1.000	14	80.1	7	8	0	15	0	0	0	1	1	0	0	0						
Kiely, Tim	1.000	7	39.0	2	10	0	12	0	0	0	0	0	0	0	14						
Kohn, Michael	.750	26	27.2	1	2	1	4	0	0	0	0	0	0	0	7						
Mathis, Jeff	1.000	7	59.0	50	5	0	55	1	0	0	0	0	0	0	26						
McAnulty, Paul	.982	38	297.0	188	26	4	218	24	0	0	0	0	0	7	0						
McKiernan, Eddie	--	1	1.1	0	0	0	0	0	24	0	13	0	1	0	0						
Mendoza, Tommy	1.000	6	27.1	1	2	0	3	0	0	0	0	0	0	0	1						
Meyer, Drew	1.000	31	273.0	62	88	0	150	31	0	0	0	0	0	0	6						
Meyer, Drew	.988	76	630.2	127	203	4	334	46	0	31	0	0	0	0	0						
Mosebach, Bobby	1.000	13	18.0	1	2	0	3	0	0	60	12	3	1	0	0						
Nabors, Kevin	--	4	5.1	0	0	0	0	0	0	0	0	0	0	0	13						
Nieves, Abel	.957	7	49.0	12	10	1	23	3	0	0	0	0	0	0	4						
O'Sullivan, Sean	.846	15	85.0	6	5	2	13	0	0	4	3	0	0	0	0						
Oye, Matt	--	1	1.2	0	0	0	0	0	0	0	0	0	0	0	15						
Palmer, Matt	1.000	13	46.1	1	5	0	6	0	0	0	0	0	0	0	1						
Patchett, Gary	.971	60	514.0	99	168	8	275	46	0	0	0	0	0	0	13						
Perez, Darwin	.982	13	116.1	23	31	1	55	6	0	0	0	60	0	0	0						
Quinlan, Robb	.976	30	252.0	144	22	4	170	12	0	0	0	13	0	0	0						
Reckling, Trevor	.800	14	69.2	1	7	2	10	1	15	0	13	0	2	0	0						
Rodriguez, Fernando	.583	31	97.1	2	5	5	12	0	0	0	0	0	0	0	14						
Rodriguez, Francisco	1.000	13	22.1	0	3	0	3	0	0	0	0	0	0	0	31						
Rodriguez, Rafael	1.000	37	50.1	3	6	0	9	0	0	0	0	0	0	0	13						
Ryan, Michael	.993	59	489.2	126	7	1	134	5	0	0	0	0	0	0	37						
Sandoval, Freddy	1.000	21	177.1	26	39	0	65	7	6	1	0	0	52	0	0						
Shoemaker, Matt	1.000	3	15.1	3	4	0	7	2	0	0	21	0	0	0	0						
Smith, Will	1.000	9	53.0	0	8	0	8	1	0	0	0	0	0	0	3						
Statia, Hainley	.987	30	249.0	58	89	2	149	18	0	0	0	0	0	0	9						
Stokes, Brian	.500	13	16.2	1	0	1	2	0	0	24	0	6	0	0	0						
Sutton, Nate	.969	115	912.2	123	250	12	385	42	0	0	0	0	0	0	13						
Thompson, Rich	1.000	19	29.2	4	0	0	4	1	0	57	50	2	6	0	0						
Trumbo, Mark	.987	120	1009.0	869	65	12	946	97	0	0	0	0	0	0	19						
Vogelsong, Ryan	1.000	8	36.2	2	2	0	4	0	97	0	0	0	23	0	0						
Walden, Jordan	1.000	6	6.2	0	1	0	1	0	0	0	0	0	0	0	8						
Walker, Brian	1.000	6	51.0	34	6	0	40	1	0	0	0	0	0	0	6						
Wilson, Bobby	1.000	3	24.0	20	1	0	21	0	0	0	0	0	0	6	0						
Wood, Brandon	.957	13	114.0	22	22	2	46	4	1	0	0	0	0	2	0						
TOTALS	.978	144	11268.0	3756	1469	120	5345	154	1	0	11	1	0	0	0						

CATCHERS	PCT	G	INN	PO	A	E	TC	DP	PB
Brooks, Beau	.944	4	32.0	15	2	1	18	0	0
Budde, Ryan	.988	48	405.2	310	25	4	339	2	1
Conger, Hank	.979	81	686.1	554	47	13	614	9	0
Mathis, Jeff	1.000	7	59.0	50	5	0	55	1	1
Walker, Brian	1.000	6	51.0	34	6	0	40	1	0
Wilson, Bobby	1.000	2	18.0	13	1	0	14	0	0
TOTALS	.983	144	1252.0	976	86	18	1080	154	

CAUGHT STEALING/STOLEN BASES AGAINST EFFICIENCY				
---	--	--	--	--



Monthly Team Statistics for April

GI —GAMES BY POSITION—																													
PLAYERS	AVG	G	AB	R	H	2B	3B	HR	RBI	BB	IBB	SO	SB	CS	OBP	SLG	OPS	SF	SAC	HBP	DP	1B	2B	3B	SS	OF	C	E	
* Aldridge, Cory	.283	15	60	8	17	2	1	4	12	2	1	15	0	0	.302	.550	.852	1	0	0	0	0	0	0	0	9	0	0	
Bourjos, Peter	.306	18	72	11	22	3	5	0	5	1	0	10	4	1	.333	.486	.819	2	1	3	0	0	0	0	0	18	0	1	
Budde, Ryan	.286	6	21	4	6	0	0	0	0	1	0	5	0	0	.318	.286	.604	0	0	0	0	0	0	0	0	0	6	1	
# Conger, Hank	.281	15	57	9	16	3	0	2	4	3	0	7	0	0	.328	.439	.766	0	0	1	2	0	0	0	0	0	12	1	
* Coon, Brad	.353	5	17	1	6	0	1	0	2	0	0	2	2	0	.333	.471	.804	1	1	0	0	0	0	0	0	5	0	0	
Evans, Terry	.417	10	36	6	15	2	0	1	3	4	0	9	5	0	.475	.556	1.031	0	0	0	0	0	0	0	0	9	0	0	
Frandsen, Kevin	.250	1	4	0	1	0	0	0	1	0	0	0	0	0	.250	.250	.500	0	0	0	0	0	1	0	0	0	0	0	
Gorneault, Nick	.125	11	32	2	4	0	0	0	0	1	0	12	0	0	.152	.125	.277	0	1	0	0	0	0	0	0	10	0	1	
Patchett, Gary	.207	17	58	4	12	1	0	1	10	4	0	17	0	1	.288	.276	.564	1	0	3	1	0	0	0	17	0	0	1	
Quinlan, Robb	.219	8	32	3	7	0	0	0	1	2	0	6	0	0	.265	.219	.483	0	0	0	2	5	0	2	0	0	0	1	
* Ryan, Michael	.353	14	51	5	18	4	1	1	10	2	0	5	1	0	.357	.529	.887	3	0	0	1	2	0	0	0	8	0	0	
# Sandoval, Freddy	.203	18	69	10	14	0	1	0	8	9	0	10	0	0	.313	.232	.544	0	0	2	0	0	0	0	17	0	0	0	
* Statia, Hainley	.241	10	29	5	7	0	0	0	2	5	0	6	0	1	.353	.241	.594	0	0	0	3	0	8	0	2	0	0	0	
* Sutton, Nate	.200	13	35	4	7	2	1	0	1	6	0	10	3	0	.333	.314	.648	0	0	1	2	0	11	0	0	1	0	0	
Trumbo, Mark	.310	18	71	11	22	4	0	5	12	4	0	13	1	0	.347	.577	.924	0	0	0	2	12	0	0	0	2	0	1	
* Walker, Brian	.333	1	3	0	1	0	0	0	2	0	0	0	0	0	.333	.333	.667	0	1	0	0	0	0	0	0	0	0	1	0
TEAM TOTAL	.270	19	647	83	175	21	10	14	73	44	1	127	16	3	.323	.399	.722	8	4	10	13							8	
GI																													
PITCHERS	W-L	ERA	G	GS	CG	SHO	SV	SVO	IP	H	R	ER	HR	HB	BB	IBB	SO	BK	WPG	AO	DP	WHIP	AVG	AB	TBF	SF	GF	HLD	
Albano, Marco	0-3	5.29	3	3	0	0	0	0	17.0	20	10	10	2	0	4	0	5	0	0	0.43	2	1.41	.308	65	70	1	0	0	
Bell, Trevor	1-0	1.35	1	1	0	0	0	0	6.2	6	1	1	0	0	2	0	3	0	0	0.70	1	1.20	.250	24	27	1	0	0	
Casseevah, Bobby	0-1	7.71	5	0	0	0	0	0	4.2	8	4	4	2	0	2	2	4	0	0	9.00	1	2.14	.400	20	23	0	3	1	
* Davidson, Daniel	2-0	4.82	3	3	0	0	0	0	18.2	16	10	10	3	1	5	0	10	0	1	1.30	1	1.13	.229	70	77	0	0	0	
DeHoyos, Gabe	0-0	6.00	5	0	0	0	0	0	9.0	10	6	6	0	2	7	0	7	0	1	0.67	1	1.89	.278	36	45	0	0	2	
Hill, Jeremy	0-0	3.86	9	0	0	0	2	3	9.1	8	4	4	2	0	1	1	7	0	1	0.75	0	0.96	.222	36	37	0	4	2	
Mendoza, Tommy	0-1	5.51	3	3	0	0	0	0	16.1	25	13	10	3	0	3	0	8	0	0	0.85	1	1.71	.357	70	73	0	0	0	
O'Sullivan, Sean	1-2	5.64	4	4	0	0	0	0	22.1	22	14	14	2	2	6	0	23	0	0	1.33	3	1.25	.262	84	93	0	0	0	
* Reckling, Trevor	2-1	4.85	5	5	0	0	0	0	26.0	29	15	14	2	2	17	0	16	1	1	1.19	5	1.77	.296	98	118	1	0	0	
Rodriguez, Fernando	0-0	12.71	5	0	0	0	0	0	5.2	13	8	8	1	0	4	0	3	0	0	0.86	0	3.00	.448	29	33	0	2	0	
Rodriguez, Francisco	1-1	2.70	4	0	0	0	0	0	6.2	5	2	2	0	0	2	0	5	0	0	1.33	0	1.05	.208	24	27	1	2	1	
Rodriguez, Rafael	1-2	5.63	8	0	0	0	4	5	8.0	8	5	5	1	0	1	0	5	0	0	1.11	0	1.13	.258	31	33	0	8	0	
Thompson, Rich	0-0	0.00	6	0	0	0	0	0	13.0	7	0	0	0	0	5	0	11	0	0	1.08	1	0.92	.171	41	47	1	0	1	
Team Total	8-11	4.85	19	19	0	0	6	8	163.1	177	92	88	18	7	59	3	107	1	4	0.99	16	1.44	.282	628	703	5	19	7	

KEY: \* - LEFTHANDED HITTER/PITCHER, # - SWITCH HITTER

Monthly Team Statistics for May

GI —GAMES BY POSITION—																													
PLAYERS	AVG	G	AB	R	H	2B	3B	HR	RBI	BB	IBB	SO	SB	CS	OBP	SLG	OPS	SF	SAC	HBP	DP	1B	2B	3B	SS	OF	C	E	
* Aldridge, Cory	.312	30	109	20	34	6	0	5	29	12	3	33	0	0	.382	.505	.887	1	0	1	1	0	0	0	0	18	0	1	
Bourjos, Peter	.247	27	97	13	24	1	1	2	10	7	1	21	3	2	.315	.340	.655	1	1	3	0	0	0	0	0	26	0	0	
Budde, Ryan	.167	7	24	4	4	0	0	1	4	3	0	7	0	0	.286	.292	.577	0	1	1	0	0	0	1	0	0	6	2	
# Colmenares, Carlos	.333	5	18	1	6	2	0	0	1	0	0	1	0	0	.333	.444	.778	0	0	0	0	0	1	1	4	0	0	0	
# Conger, Hank	.279	25	86	17	24	8	0	2	12	19	0	14	0	0	.402	.442	.844	2	2	0	0	0	0	0	0	0	18	3	
Evans, Terry	.204	29	113	23	23	4	1	2	8	11	0	30	5	1	.272	.310	.582	1	0	0	1	0	0	0	0	25	0	3	
Frandsen, Kevin	.290	8	31	5	9	1	0	0	3	1	0	1	0	1	.333	.323	.656	0	0	1	2	0	5	1	2	0	0	0	
Gomeault, Nick	.127	19	63	6	8	2	1	2	10	7	0	16	2	0	.214	.286	.500	0	0	0	1	0	0	0	0	18	0	0	
* McNulty, Paul	.444	2	9	2	4	0	0	0	1	1	0	1	0	0	.500	.444	.944	0	0	0	0	1	0	0	0	0	0	0	
Nieves, Abel	.667	1	3	0	2	0	0	0	0	0	0	0	0	0	.667	.667	1.333	0	0	0	0	0	1	0	0	0	0	0	
Patchett, Gary	.256	25	82	8	21	1	0	0	9	8	1	26	0	1	.330	.268	.598	2	4	2	2	0	0	0	25	0	0	6	
Quinlan, Robb	.273	15	55	8	15	6	0	0	4	7	0	9	1	0	.355	.382	.737	0	1	0	4	6	0	6	0	2	0	1	
* Ryan, Michael	.346	7	26	9	9	4	1	0	2	3	0	3	1	0	.400	.577	.977	1	0	0	2	2	0	0	0	3	0	0	
# Sandoval, Freddy	.250	4	12	3	3	1	0	0	2	3	1	2	0	0	.400	.333	.733	0	0	0	0	0	0	4	0	0	0	0	
# Statia, Hainley	.269	20	67	5	18	4	1	0	12	8	1	8	1	0	.347	.358	.705	0	1	0	2	0	16	0	4	0	0	2	
* Sutton, Nate	.311	28	103	20	32	6	3	0	10	14	1	18	5	1	.398	.427	.825	0	2	1	5	0	11	15	0	3	0	3	
Trumbo, Mark	.258	31	120	18	31	4	2	7	29	7	2	28	1	2	.305	.500	.805	0	0	1	2	22	0	0	0	2	0	3	
* Walker, Brian	.294	5	17	1	5	1	0	0	4	1	0	3	0	0	.333	.353	.686	0	0	0	1	0	0	0	0	0	5	0	
Wilson, Bobby	.500	3	6	2	3	0	0	1	3	4	0	1	0	0	.636	1.000	1.636	1	1	0	1	1	0	0	0	0	2	0	
Wood, Brandon	.200	1	5	1	1	0	0	0	0	0	0	1	0	0	.200	.200	.400	0	0	0	0	0	0	1	0	0	0	0	
Team Total	.264	31	1046	166	276	51	10	22	153	116	10	223	19	8	.340	.395	.735	9	13	10	24							27	

GI																													
PITCHERS	W-L	ERA	G	GS	CG	SHO	SV	SVO	IP	H	R	ER	HR	HB	BB	IBB	SO	BK	WPG/AO	DP	WHIP	AVG	AB	TBF	SF	GF	HLD		
Albano, Marco	1-3	9.00	6	5	0	0	0	0	24.0	27	24	24	1	0	22	0	13	0	1	0.89	2	2.04	.303	89	115	3	0	1	
Aldridge, Ryan	0-0	6.00	3	0	0	0	1	1	3.0	7	2	2	0	1	0	0	4	0	0	0.33	0	2.33	.467	15	16	0	2	0	
Bell, Trevor	0-0	2.45	2	2	0	0	0	0	11.0	10	3	3	2	1	1	0	6	0	0	0.63	1	1.00	.233	43	45	0	0	0	
Casesevah, Bobby	2-0	0.00	7	0	0	0	2	2	11.0	8	0	0	0	0	2	0	4	0	0	3.67	0	0.91	.186	43	45	0	3	1	
* Davidson, Daniel	3-1	5.74	6	6	0	0	0	0	31.1	40	21	20	4	0	14	0	21	0	3	1.15	2	1.72	.310	129	144	1	0	0	
DeHoyos, Gabe	1-0	2.21	9	0	0	0	0	0	20.1	16	5	5	1	1	4	0	16	0	1	1.15	0	0.98	.216	74	80	0	0	4	
Diaz, Amalio	0-0	2.93	6	0	0	0	0	0	15.1	14	6	5	0	0	6	1	7	0	0	1.64	4	1.30	.255	55	62	1	0	0	
Hill, Jeremy	1-0	3.68	8	0	0	0	1	1	7.1	9	5	3	1	0	3	0	6	0	1	1.67	0	1.64	.273	33	36	0	7	0	
Kohn, Michael	1-0	1.80	5	0	0	0	1	1	5.0	2	1	1	1	1	1	0	6	0	0	0.50	0	0.60	.125	16	19	0	4	0	
O'Sullivan, Sean	4-2	4.79	6	6	1	0	0	0	35.2	41	21	19	4	0	11	0	18	1	2	1.21	6	1.46	.295	139	152	1	0	0	
* Reckling, Trevor	2-3	7.47	6	6	0	0	0	0	31.1	43	27	26	5	3	23	0	25	0	0	0.68	2	2.11	.321	134	162	0	0	0	
Rodriguez, Fernando	0-0	5.52	7	2	0	0	0	0	14.2	17	10	9	3	1	9	0	13	0	1	1.64	1	1.77	.298	57	68	0	1	0	
Rodriguez, Francisco	1-0	4.02	9	0	0	0	0	1	15.2	14	7	7	0	0	4	0	14	0	0	2.56	1	1.15	.237	59	63	0	2	1	
Rodriguez, Rafael	2-1	3.52	12	0	0	0	2	5	15.1	16	7	6	2	0	2	0	10	0	1	0.94	2	1.17	.262	61	64	0	11	0	
* Smith, Will	0-3	7.17	4	4	0	0	0	0	21.1	30	18	17	2	0	9	1	14	1	0	0.96	1	1.83	.341	88	100	1	0	0	
Stokes, Brian	0-0	5.40	3	0	0	0	0	0	5.0	7	3	3	1	0	4	1	5	0	1	1.50	1	2.20	.333	21	25	0	0	2	
Thompson, Rich	0-0	0.00	2	0	0	0	0	0	2.0	2	0	0	0	0	1	0	2	0	0	1.00	0	1.50	.250	8	9	0	0	1	
TEAM TOTAL	18-135.01	31	31	1	1	1	7	11	269.1	303	160	150	27	8	116	3	184	2	11	1.14	23	1.56	.285	1064	1205	7	30	10	



Monthly Team Statistics for June

GI —Games by position—																																	
PLAYERS	AVG	G	AB	R	H	2B	3B	HR	RBI	BB	IBB	SO	SB	CS	OBP	SLG	OPS	SF	SAC	HBP	DP	1B	2B	3B	SS	OF	C	E					
* Aldridge, Cory	.324	22	74	12	24	9	0	1	12	9	0	19	1	0	.393	.486	.879	1	0	0	1	0	0	0	0	13	0	0					
Bourjos, Peter	.230	28	113	22	26	0	1	4	12	8	0	27	13	0	.298	.354	.652	0	1	3	2	0	0	0	0	28	0	1					
Budde, Ryan	.200	13	40	4	8	0	0	0	0	1	0	19	1	0	.220	.200	.420	0	0	0	0	0	0	1	0	0	11	0					
Campos, Jesus	.400	3	5	1	2	0	0	0	0	1	0	0	0	0	.500	.400	.900	0	1	0	1	0	0	3	0	0	0	0					
# Colmenares, Carlos	.306	15	49	5	15	0	1	0	5	3	0	10	1	0	.340	.347	.687	1	0	0	0	0	6	4	6	0	0	3					
# Conger, Hank	.279	21	68	7	19	3	1	1	9	10	0	12	0	1	.367	.397	.764	1	1	0	0	0	0	0	0	0	14	1					
Evans, Terry	.215	22	79	10	17	2	0	5	12	2	0	17	1	1	.235	.430	.665	0	1	0	2	0	0	0	0	21	0	1					
Gorneault, Nick	.275	15	51	7	14	4	0	0	6	2	0	7	1	0	.302	.353	.655	0	0	0	3	0	0	0	0	15	0	1					
Mathis, Jeff	.242	9	33	6	8	1	1	1	5	4	0	10	0	0	.324	.424	.749	0	0	0	1	0	0	0	0	0	7	0					
* McNulty, Paul	.348	25	92	13	32	6	1	2	20	5	2	16	0	1	.378	.500	.878	1	0	0	2	7	0	11	0	1	0	2					
Nieves, Abel	.077	6	13	1	1	0	0	0	0	3	0	6	0	0	.294	.077	.371	0	0	1	1	0	3	3	0	0	0	1					
Patchett, Gary	.304	18	56	6	17	2	1	0	6	2	0	8	0	0	.333	.375	.708	1	2	1	0	0	0	0	18	0	0	1					
# Perez, Darwin	.263	5	19	2	5	0	0	1	3	0	0	5	0	0	.263	.421	.684	0	1	0	1	0	0	0	5	0	0	0					
* Ryan, Michael	.318	12	44	8	14	3	0	1	4	5	0	8	0	0	.388	.455	.842	0	1	0	1	2	1	0	0	7	0	0					
* Sutton, Nate	.269	21	78	14	21	4	0	2	9	8	0	10	2	0	.330	.397	.727	2	0	0	1	0	21	0	1	0	0	0					
Trumbo, Mark	.255	27	98	16	25	7	1	6	22	9	1	26	0	1	.315	.531	.845	1	0	0	4	19	0	0	0	4	0	4					
Wood, Brandon	.196	12	46	3	9	0	0	1	2	3	0	16	0	0	.245	.261	.506	0	0	0	1	1	0	10	1	0	0	2					
TEAM TOTAL	.268	29	958	137	257	41	7	25	127	75	3	216	20	4	.322	.404	.726	8	8	5	21		18										

GI																																	
PITCHERS	W-L	ERA	G	GS	CG	SHO	SV	SVO	IP	H	R	ER	HR	HB	BB	IBB	SO	BK	WP	GO/AO	DP	WHIP	AVG	AB	TBF	SF	GF	HLD					
Albano, Marco	2-0	4.42	6	2	0	0	0	0	18.1	20	9	9	0	2	17	0	13	0	0.43	0	2.02	.282	71	92	1	0	0						
* Browning, Barret	0-0	2.45	2	0	0	0	0	0	3.2	5	1	1	0	0	1	0	4	0	0.50	1	1.64	.333	15	16	0	1	0						
Cassevah, Bobby	0-2	11.00	8	0	0	0	0	0	9.0	17	11	11	2	2	3	0	5	0	2.67	0	2.22	.386	44	49	0	4	1						
* Davidson, Daniel	2-0	4.45	5	5	0	0	0	0	28.1	31	14	14	4	1	8	0	22	0	2	0.84	3	1.38	.279	111	120	0	0	0					
DeHoyos, Gabe	1-0	1.04	4	0	0	0	1	1	8.2	8	1	1	0	1	3	0	13	0	0	2.25	1	1.27	.242	33	37	0	1	1					
Diaz, Amalio	1-1	5.49	7	2	0	0	1	1	19.2	22	12	12	1	2	8	1	21	0	0	0.54	1	1.53	.282	78	89	0	1	0					
Kiely, Tim	1-2	10.47	3	3	0	0	0	0	16.1	29	19	19	4	0	3	0	9	0	1	1.00	0	1.96	.392	74	78	1	0	0					
Kohn, Michael	1-1	1.46	11	0	0	0	5	6	12.1	5	2	2	1	0	7	2	18	0	0	0.46	1	0.97	.122	41	48	0	10	0					
McKiernan, Eddie	0-0	20.25	1	0	0	0	0	0	1.1	3	3	3	0	0	1	0	2	0	0	0.00	0	3.00	.429	7	8	0	0	0					
Mendoza, Tommy	0-1	11.25	1	1	0	0	0	0	4.0	8	5	5	1	0	2	0	1	0	0	0.80	0	2.50	.471	17	20	1	0	0					
Nabors, Kevin	0-0	1.69	4	0	0	0	0	0	5.1	6	1	1	0	0	3	0	4	0	0	2.33	2	1.69	.316	19	22	0	2	0					
O'Sullivan, Sean	0-0	4.26	3	3	0	0	0	0	19.0	21	12	9	1	0	11	1	10	0	1	1.00	2	1.68	.288	73	86	1	0	0					
* Reckling, Trevor	0-3	18.97	3	3	0	0	0	0	12.1	27	27	26	4	2	10	1	5	0	0	1.31	1	3.00	.450	60	73	1	0	0					
Rodriguez, Fernando	1-3	5.19	5	5	0	0	0	0	26.0	30	17	15	3	2	11	0	27	0	1	0.71	0	1.58	.288	104	119	0	0	0					
Rodriguez, Rafael	2-0	2.03	9	0	0	0	2	2	13.1	8	3	3	1	0	7	0	6	0	1	1.75	1	1.13	.174	46	54	0	4	1					
* Smith, Will	2-1	4.55	5	5	0	0	0	0	31.2	35	21	16	4	0	11	2	26	0	0	1.13	4	1.45	.280	125	139	1	0	0					
Thompson, Rich	1-1	1.23	11	0	0	0	2	3	14.2	8	2	2	0	0	4	0	17	0	1	0.80	3	0.82	.170	47	53	2	6	1					
TEAM TOTAL	14-15	5.50	29	29	0	0	11	13	244.0	283	160	149	26	12	110	7	203	0	7	0.93	20	1.61	.293	965	1103	8	29	4					

KEY: \* - LEFTHANDED HITTER/PITCHER, # - SWITCH HITTER

Monthly Team Statistics for July

																		GI —GAMES BY POSITION—													
PLAYERS	AVG	G	AB	R	H	2B	3B	HR	RBI	BB	IBB	SO	SB	CS	OBP	SLG	OPS	SF	SAC	HBP	DP	1B	2B	3B	SS	OF	C	E			
* Aldridge, Cory	.389	5	18	4	7	3	0	1	3	2	0	7	0	0	.450	.722	1.172	0	0	0	0	0	0	0	0	3	0	0			
* Amarista, Alexi	.500	2	8	2	4	2	1	0	0	0	0	1	1	0	.500	1.000	1.500	0	0	0	0	0	2	0	0	0	0	0			
Bourjos, Peter	.438	28	128	37	56	8	5	6	23	8	0	20	7	2	.474	.719	1.193	0	1	1	2	0	0	0	0	28	0	0			
* Brooks, Beau	.154	4	13	4	2	1	0	0	1	2	0	3	0	0	.267	.231	.497	0	0	0	1	0	0	0	0	0	4	1			
Budde, Ryan	.255	14	47	8	12	4	0	0	7	9	0	18	0	0	.362	.340	.702	2	1	0	0	0	0	0	0	0	14	2			
# Colmenares, Carlos	.263	5	19	2	5	0	0	0	2	2	0	5	0	0	.333	.263	.596	0	0	0	1	0	0	5	0	0	0	3			
# Conger, Hank	.220	14	50	2	11	1	0	1	4	8	1	10	0	1	.328	.300	.628	0	0	0	1	0	0	0	0	0	11	2			
Evans, Terry	.292	27	106	20	31	7	2	4	18	5	0	24	4	2	.324	.509	.834	0	0	0	3	0	0	0	0	27	0	2			
# Figueroa, Luis	.327	22	98	8	32	10	0	2	20	4	0	6	1	1	.359	.490	.849	0	2	1	3	0	0	0	21	0	0	2			
Gorneault, Nick	.214	15	42	6	9	1	1	1	6	6	0	9	0	1	.313	.357	.670	0	2	0	1	0	0	0	0	14	0	0			
# Izturis, Maicer	.286	2	7	1	2	0	0	0	1	0	0	0	0	1	.286	.286	.571	0	0	0	0	0	0	1	1	0	0	0			
* McNulty, Paul	.304	12	46	11	14	5	0	4	11	9	0	7	0	0	.418	.674	1.092	0	0	0	0	6	0	0	0	0	0	0			
* Meyer, Drew	.286	26	98	14	28	7	1	1	13	10	0	19	1	1	.352	.408	.760	0	1	0	1	0	25	0	0	0	0	0			
# Perez, Darwin	.100	6	20	1	2	0	1	0	3	2	0	5	0	1	.217	.200	.417	0	2	1	0	0	0	0	6	0	0	1			
Quinlan, Robb	.268	11	41	2	11	0	0	0	3	6	0	8	0	0	.362	.268	.630	0	0	0	3	4	0	5	0	0	0	2			
* Ryan, Michael	.259	22	85	13	22	7	1	2	9	6	0	8	0	0	.308	.435	.743	0	0	0	2	0	0	0	0	13	0	1			
* Sutton, Nate	.333	22	81	16	27	6	3	0	13	11	0	14	3	5	.419	.481	.901	0	1	1	1	0	1	20	1	0	0	4			
Trumbo, Mark	.358	27	109	24	39	6	2	7	24	14	3	23	1	0	.421	.642	1.063	3	0	0	2	19	0	0	0	4	0	0			
TEAM TOTAL	.309	28	1016	175	314	68	17	29	161	104	4	187	18	15	.374	.495	.869	5	10	4	21							26			



Monthly Team Statistics for August

Monthly Team Statistics for September

GI —GAMES BY POSITION—																												
PLAYERS	AVG	G	AB	R	H	2B	3B	HR	RBI	BB	IBB	SO	SB	CS	OBP	SLG	OPS	SF	SAC	HBP	DP	1B	2B	3B	SS	OF	C	E
* Aldridge, Cory	.444	5	18	6	8	2	0	2	3	4	1	5	0	1	.545	.889	1.434	0	0	0	0	0	0	0	0	5	0	0
* Amarista, Alexi	.375	7	32	6	12	2	1	0	6	1	0	1	2	0	.412	.500	.912	0	0	1	1	0	7	0	1	0	0	0
Auer, Tyson	.256	10	39	6	10	2	3	0	4	3	0	9	0	1	.326	.462	.787	0	0	1	1	0	0	0	0	10	0	1
Bailey, Dwayne	.167	9	18	1	3	0	0	0	2	0	0	6	0	0	.167	.167	.333	0	2	0	1	0	7	0	0	0	0	0
Bourjos, Peter	.500	1	4	2	2	1	0	1	2	0	0	0	0	0	.500	1.500	2.000	0	0	0	1	0	0	0	0	1	0	0
Budde, Ryan	.344	10	32	3	11	3	0	0	2	5	0	6	0	1	.421	.438	.859	1	0	0	1	1	0	0	0	0	9	1
Campos, Jesus	.118	5	17	0	2	1	0	0	0	1	0	7	0	0	.167	.176	.343	0	0	0	0	0	0	5	0	0	0	1
# Conger, Hank	.357	29	112	19	40	9	1	4	16	13	0	15	0	0	.424	.563	.987	0	1	0	2	0	0	0	0	0	22	6
Evans, Terry	.328	29	116	15	38	9	1	2	28	6	0	18	4	4	.354	.474	.828	4	0	1	2	0	0	0	0	28	0	0
* Figueroa, Luis	.291	27	103	14	30	1	1	1	14	8	1	5	1	0	.336	.350	.686	4	1	1	5	0	0	0	26	0	0	5
Frandsen, Kevin	.298	22	84	19	25	7	1	1	7	6	0	15	2	0	.392	.440	.832	0	0	7	2	2	3	14	4	0	0	4
Gorneault, Nick	.316	26	76	18	24	6	1	5	17	10	0	20	0	1	.393	.618	1.012	2	0	1	0	0	0	0	0	25	0	1
* McNulty, Paul	.264	29	110	14	29	7	0	3	18	10	0	11	0	0	.322	.409	.731	1	0	0	4	10	0	2	0	0	0	2
* Meyer, Drew	.222	6	18	1	4	0	0	0	0	2	0	5	0	0	.300	.222	.522	0	0	0	0	0	6	0	0	0	0	0
# Perez, Darwin	.250	2	8	1	2	0	0	0	1	0	0	3	0	0	.250	.250	.500	0	0	0	0	0	0	0	2	0	0	0
* Ryan, Michael	.218	23	87	12	19	4	0	0	11	8	0	19	0	0	.281	.264	.546	1	1	0	2	0	0	0	0	18	0	0
* Sutton, Nate	.135	26	89	8	12	1	0	0	2	7	0	18	0	0	.206	.146	.352	0	0	1	4	0	13	12	0	2	0	5
Trumbo, Mark	.325	30	114	30	37	8	0	9	28	21	2	29	0	1	.430	.632	1.061	0	0	0	1	20	0	0	0	11	0	3
TEAM TOTAL	.286	31	1077	175	308	63	9	28	161	105	4	192	9	9	.353	.439	.792	13	5	13	27							36

GI																												
PITCHERS	W-L	ERA	G	GS	CG	SHO	SV	SVO	IP	H	R	ER	HR	HB	BB	IBB	SO	BK	WP	GO/AO	DP	WHIP	AVG	AB	TBF	SF	GF	HLD
* Browning, Barret	0-0	6.75	11	0	0	0	0	0	18.2	27	15	14	3	0	11	0	18	0	3	2.00	3	2.04	.360	75	87	0	3	2
Bulger, Jason	0-0	0.96	10	0	0	0	0	0	9.1	3	1	1	0	2	9	0	12	0	0	1.29	2	1.29	.103	29	41	0	2	1
Carmona, Ysmael	0-1	6.00	3	0	0	0	0	1	3.0	4	2	2	0	0	3	0	3	0	2	5.00	0	2.33	.333	12	16	0	2	0
Casesevah, Bobby	1-0	4.50	12	0	0	0	0	1	16.0	19	11	8	2	1	11	1	12	0	1	10.00	4	1.88	.302	63	76	0	4	1
DeHoyos, Gabe	2-0	2.89	8	0	0	0	0	0	18.2	17	7	6	1	1	7	0	16	0	1	1.17	2	1.29	.243	70	79	1	0	1
Diaz, Amalio	2-3	8.05	7	7	0	0	0	0	34.2	53	33	31	3	2	14	0	28	0	0	1.54	5	1.93	.363	146	167	2	0	0
Houston, Ryan	0-0	7.98	11	0	0	0	1	1	14.2	21	14	13	1	0	8	2	10	0	0	0.70	1	1.98	.333	63	73	1	7	1
Junge, Eric	4-2	7.71	6	6	0	0	0	0	35.0	47	31	30	5	1	13	0	20	0	0	0.93	4	1.71	.338	139	159	4	0	0
Mosebach, Bobby	1-1	5.59	7	0	0	0	4	5	9.2	12	6	6	2	1	2	1	4	0	0	4.00	4	1.45	.324	37	42	0	7	0
Palmer, Matt	1-3	3.90	6	6	0	0	0	0	30.0	23	16	13	4	2	14	1	24	0	2	1.74	3	1.23	.213	108	125	0	0	0
Rodriguez, Fernando	1-2	7.71	6	6	0	0	0	0	23.1	45	30	20	3	2	11	0	24	0	1	0.56	0	2.40	.402	112	128	1	0	0
Shoemaker, Matt	1-0	1.42	1	1	0	0	0	0	6.1	5	1	1	0	0	1	0	5	0	0	0.75	1	0.95	.217	23	24	0	0	0
Stokes, Brian	1-1	3.09	10	0	0	0	0	0	11.2	14	6	4	0	1	2	0	8	0	1	2.00	3	1.37	.311	45	50	2	3	0
Vogelsong, Ryan	1-3	4.45	6	5	0	0	0	0	30.1	38	19	15	2	1	9	1	26	0	1	1.18	2	1.88	.311	122	144	1	0	0
Walden, Jordan	0-0	4.05	6	0	0	0	0	0	6.2	8	3	3	0	0	2	0	3	0	0	0.55	1	1.50	.296	27	29	0	2	0
TEAM TOTAL	15-165.69	31	31	0	1	5	8	269.0	338	198	170	26	14	129	6	214	0	12	1.33	35	1.74	.314	1076	1247	12	31	6	

GI —GAMES BY POSITION—																												
PLAYERS	AVG	G	AB	R	H	2B	3B	HR	RBI	BB	IBB	SO	SB	CS	OBP	SLG	OPS	SF	SAC	HBP	DP	1B	2B	3B	SS	OF	C	E
* Aldridge, Cory	.250	6	20	3	5	2	0	0	0	6	0	4	1	0	.423	.350	.773	0	0	0	1	0	0	0	0	5	0	0
* Amarista, Alexi	.400	6	25	5	10	2	1	0	3	0	0	2	1	2	.385	.560	.945	1	2	0	0	0	6	0	0	0	0	0
Auer, Tyson	.250	4	8	2	2	0	0	0	0	0	0	0	0	1	.333	.250	.583	0	1	1	0	0	0	0	0	4	0	0
Budde, Ryan	.125	3	8	1	1	0	0	0	0	2	0	3	0	0	.300	.125	.425	0	0	0	0	1	0	0	0	0	2	0
# Conger, Hank	.429	4	14	2	6	2	0	1	4	2	0	0	0	0	.471	.786	1.256	1	1	0	0	0	0	0	0	0	4	0
Evans, Terry	.500	5	16	6	8	3	0	1	3	0	0	2	0	0	.529	.875	1.404	0	0	1	0	0	0	0	0	5	0	0
# Figueroa, Luis	.353	4	17	3	6	1	0	0	2	1	0	1	0	0	.389	.412	.801	0	0	0	0	0	0	0	4	0	0	1
Frandsen, Kevin	.167	5	18	1	3	1	0	0	1	0	0	3	0	0	.211	.222	.433	0	2	1	0	0	0	3	2	0	0	0
Gorneault, Nick	.375	3	8	2	3	1	0	1	4	2	0	5	0	0	.500	.875	1.375	0	0	0	0	0	0	0	0	3	0	1
* McNulty, Paul	.222	5	18	3	4	0	0	1	4	2	0	4	0	0	.286	.389	.675	1	0	0	0	0	0	0	0	0	0	0
* Ryan, Michael	.214	3	14	1	3	0	1	0	1	0	0	3	0	0	.214	.357	.571	0	0	0	0	0	0	0	0	3	0	0
* Sutton, Nate	.364	3	11	1	4	0	0	0	3	0	0	2	0	1	.364	.364	.727	0	0	0	0	0	0	3	0	0	0	0
Trumbo, Mark	.300	6	20	4	6	0	0	2	7	3	0	7	0	0	.391	.600	.991	0	0	0	1	5	0	0	0	0	0	1
TEAM TOTAL	.310	6	197	34	61	12	2	6	32	18	0	36	3	3	.371	.482	.853	3	6	3	2							5

		GI																											
PITCHERS	W-L	ERA	G	GS	CG	SHO	SV	SVO	IP	H	R	ER	HR	HB	BB	IBB	SO	BK	WP	GO/AO	DP	WHIP	AVG	AB	TBF	SF	GF	HLD	
* Browning, Barret	0-0	3.00	4	0	0	0	0	2	3.0	5	2	1	0	1	1	0	3	0	1	1.00	0	2.00	.455	11	16	1	0	0	
Carmona, Ysmael	1-0	0.00	3	0	0	0	0	0	2.2	1	0	0	0	0	3	0	4	0	0	1.00	0	1.50	.100	10	13	0	1	2	
Cassevah, Bobby	0-0	0.00	3	0	0	0	2	2	3.1	1	0	0	0	0	0	0	3	0	0	1	0.30	.100	10	10	0	3	0		
Chatwood, Tyler	1-0	6.35	1	1	0	0	0	0	5.2	9	4	4	1	0	0	0	3	0	0	1.00	0	1.59	.346	26	26	0	0	0	
DeHoyos, Gabe	1-0	0.00	2	0	0	0	0	0	4.1	4	0	0	0	0	1	0	7	0	0	0.25	0	1.15	.267	15	17	1	0	0	
Diaz, Amalio	1-0	3.00	1	1	0	0	0	0	6.0	6	3	2	0	0	5	0	5	0	1	0.57	0	1.83	.286	21	28	0	0	0	
Houston, Ryan	0-1	5.40	2	0	0	0	0	0	3.1	6	3	2	0	0	2	0	2	0	0	1.33	1	2.40	.462	13	16	1	1	1	
Junge, Eric	0-1	3.75	2	2	0	0	0	0	12.0	13	6	5	0	1	3	0	12	0	0	0.92	0	1.33	.283	46	52	1	0	0	
Palmer, Matt	0-0	1.50	1	1	0	0	0	0	6.0	5	1	1	0	0	2	0	6	0	0	1.50	0	1.17	.238	21	23	0	0	0	
Rodriguez, Fernando	0-0	2.70	3	0	0	0	0	0	3.1	3	1	1	0	0	1	0	2	0	0	0.60	1	1.20	.250	12	13	0	1	2	
Vogelsong, Ryan	0-0	8.31	1	1	0	0	0	0	4.1	6	4	4	0	2	3	0	6	0	2	1.33	0	2.08	.316	19	24	0	0	0	
TEAM TOTAL	4-2	3.33	6	6	0	0	2	4	54.0	59	24	20	1	4	21	0	53	0	4	1.04	3	1.48	.289	204	238	4	6	5	



# Salt Lake Franchise Records

## Career Hitting Records

BATTING AVERAGE (MIN. 500 PA)		GAMES PLAYED	
John Barnes	.365	Adam Pavkovich	521
Brent Brede	.350	Nick Gorneault	460
Riccardo Ingram	.348	Chris Latham	424
Jose Fernandez	.338	Terry Evans	423
Tim McIntosh	.338	Mitch Simons	374
Todd Walker	.338	Casey Smith	371
Kendrys Morales	.335	Ryan Budde	366
Doug Mientkiewicz	.334	Brian Raabe	351
Jon Shave	.333	Brian Buchanan	335
Brian Raabe	.326	Brandon Wood	330
ON BASE PERCENTAGE (MIN. 500 PA)		SLUGGING PCT. (MIN. 500 PA)	
Brent Brede	.441	Dallas McPherson	.649
Jeff Carter	.441	Sean Rodriguez	.626
John Barnes	.439	Jose Fernandez	.624
Jose Fernandez	.421	Howie Kendrick	.591
Reggie Willits	.413	Bernardo Brito	.584
Todd Walker	.406	David Ortiz	.578
Doug Mientkiewicz	.406	Mark Trumbo	.577
Jon Shave	.405	Adam Riggs	.566
Curtis Pride	.405	John Barnes	.565
Riccardo Ingram	.403	Brandon Wood	.547
AT BATS		HITS	
Adam Pavkovich	1792	Chris Latham	500
Nick Gorneault	1657	Terry Evans	485
Terry Evans	1652	Adam Pavkovich	467
Chris Latham	1627	Brian Raabe	455
Mitch Simons	1454	Nick Gorneault	429
Brian Raabe	1396	Mitch Simons	429
Casey Smith	1318	Robb Quinlan	386
Brandon Wood	1288	Todd Walker	379
Brian Buchanan	1253	Brandon Wood	365
Robb Quinlan	1217	Brian Buchanan	363
RUNS		TOTAL BASES	
Chris Latham	311	Terry Evans	805
Nick Gorneault	299	Nick Gorneault	797
Terry Evans	285	Chris Latham	758
Brian Raabe	269	Adam Pavkovich	745
Adam Pavkovich	253	Brandon Wood	690
Mitch Simons	250	Brian Raabe	650
Brandon Wood	225	Brian Buchanan	608
Brian Buchanan	223	Mitch Simons	607
Todd Walker	214	Todd Walker	599
Matt Brown	201	Matt Brown	594

# Salt Lake Franchise Records

DOUBLES		TRIPLES	
Terry Evans	112	Chone Figgins	33
Adam Pavkovich	105	Nick Gorneault	24
Brian Raabe	97	Chris Latham	23
Mitch Simons	95	Mitch Simons	22
Nick Gorneault	90	Larry Barnes	19
Matt Brown	90	Alfredo Amezaga	18
Chris Latham	83	Robb Quinlan	18
Brandon Wood	78	Nathan Haynes	17
Todd Walker	75	Gary Johnson	15
Scott Stahoviak	75	Terry Evans	14
HOME RUNS		RUNS BATTED IN	
Brandon Wood	77	Nick Gorneault	293
Nick Gorneault	70	Terry Evans	258
Terry Evans	60	Adam Pavkovich	253
Chad Rupp	59	Brian Buchanan	245
Brian Buchanan	54	Brandon Wood	236
Matt Brown	53	Chris Latham	210
Sean Rodriguez	50	Robb Quinlan	209
Adam Pavkovich	49	Todd Walker	201
Bernardo Brito	44	Chad Rupp	201
Chris Latham	43	Matt Brown	196
Dallas McPherson	43		
Adam Riggs	43		
EXTRA BASE HITS		WALK-OFF HOME RUNS	
Terry Evans	186	Brian Buchanan	3
Nick Gorneault	184	Larry Barnes	2
Adam Pavkovich	167	Bernardo Brito	2
Brandon Wood	163	Brent Brede	2
Matt Brown	149	Matt Brown	2
Chris Latham	148	Ryan Budde	2
Brian Raabe	134	Scott Morgan	2
Brian Buchanan	132		
Mitch Simons	130		
Todd Walker	127		
SACRIFICE BUNTS		SACRIFICE FLIES	
Gary Patchett	24	Adam Pavkovich	22
Mike Moriarty	22	Todd Walker	20
Adam Pavkovich	21	Brian Raabe	19
Casey Smith	21	Terry Evans	19
Chris Latham	16	Adam Riggs	17
Mitch Simons	16	Chad Rupp	17
Zach Sorensen	16	Robb Quinlan	17
Denny Hocking	15	Brian Buchanan	15
Adam Pavkovich	14	Terry Evans	14
Jeff Ferguson	13	Tom Quinlan	14
Jose Molina	13		
Brad Coon	13		



# Salt Lake Franchise Records

## Career Hitting Records cont.

<b>STRIKEOUTS</b>		<b>BASES ON BALLS</b>	
Terry Evans	425	Chris Latham	204
Nick Gorneault	409	Nick Gorneault	183
Chris Latham	395	Adam Pavkovich	157
Adam Pavkovich	364	Brian Raabe	142
Brandon Wood	327	Mike Moriarty	141
Ryan Budde	308	Mitch Simons	137
Matt Brown	278	Todd Walker	135
Chad Rupp	275	Brent Brede	134
Jamie Ogden	269	Brandon Wood	129
Brian Buchanan	250	Chad Rupp	127
<b>HIT BY PITCH</b>		<b>INTENTIONAL WALKS</b>	
Jeff Ferguson	31	Todd Walker	14
Tom Quinlan	30	Bernardo Brito	10
Mitch Simons	23	Steve Dunn	10
Sean Rodriguez	22	Brent Brede	9
Brian Buchanan	21	Jeff Guiel	9
Jon Shave	19	Mitch Simons	9
Gary Patchett	18	Scott Stahoviak	9
Matt Brown	16	Mark Trumbo	8
Mike Durant	16	Jamie Ogden	8
Adam Pavkovich	16	Brian Raabe	7
Alfredo Amezaga	16	Ryan Radmanovich	7
		Chris Latham	7
<b>STOLEN BASES</b>		<b>CAUGHT STEALING</b>	
Chris Latham	94	Chris Latham	43
Mitch Simons	93	Mitch Simons	32
Terry Evans	77	Alfredo Amezaga	28
Chone Figgins	55	Terry Evans	27
Alfredo Amezaga	53	Adam Pavkovich	24
Trent Durrington	44	Tommy Murphy	23
Zach Sorensen	43	Reggie Willits	20
Reggie Willits	43	Nick Gorneault	20
Brad Coon	42	Nathan Haynes	19
Curtis Pride	37	Erick Aybar	19
<b>GROUND INTO DOUBLE PLAYS</b>		<b>GRAND SLAMS</b>	
Adam Pavkovich	44	Nick Gorneault	3
Brian Raabe	43	Torii Hunter	3
Robb Quinlan	41	Gary Johnson	3
Brian Buchanan	37	Larry Barnes	2
Nick Gorneault	35	Chris Latham	2
Todd Walker	33	A.J. Pierzynski	2
Mike Durant	31	Scott Stahoviak	2
Damian Miller	31	Bobby Wilson	2
Ryan Budde	31	Brandon Wood	2
Brandon Wood	31		

# Salt Lake Franchise Records

## Career Pitching Records

<b>WINS</b>		<b>LOSSES</b>	
Chris Bootcheck	34	Mark Redman	32
LaTroy Hawkins	32	Chris Bootcheck	28
Dustin Moseley	24	Steve Green	24
Mark Redman	23	Dustin Moseley	24
Shane Bowers	22	LaTroy Hawkins	23
Travis Miller	22	Travis Miller	22
Kasey Olenberger	21	Greg Jones	21
Steve Green	20	Matt Hensley	21
Jonathon Rouwenhorst	20	Brandon Emanuel	21
Greg Jones	20	Jonathon Rouwenhorst	20
Elvin Nina	20		
<b>EARNED RUN AVERAGE (MIN. 150 IP)</b>		<b>SAVES</b>	
Scott Klingenberg	3.03	Bart Miadich	57
Travis Baptist	3.28	Greg Jones	39
Bart Miadich	3.30	Jason Bulger	30
Dusty Bergman	3.72	Scott Watkins	24
Joe Saunders	3.81	Marcus Gwyn	21
Scott Dunn	3.85	Jeremy Hill	20
Mike Trombley	3.88	Tony Fiore	19
Shane Loux	3.98	Kevin Ohme	19
John Lackey	3.99	Gus Gandarillas	17
LaTroy Hawkins	4.10	Jose Parra	16
		Brent Stentz	16
<b>GAMES PITCHED</b>		<b>INNINGS PITCHED</b>	
Greg Jones	214	Chris Bootcheck	603.0
Gus Gandarillas	191	LaTroy Hawkins	439.1
Bart Miadich	160	Kasey Olenberger	417.2
Kevin Ohme	158	Mark Redman	395.1
Matt Wilhite	156	Travis Miller	361.1
Chris Bootcheck	145	Matt Hensley	360.0
Scott Watkins	138	Dustin Moseley	348.0
Jason Bulger	123	Dan Serafini	340.0
Dusty Bergman	111	Steve Green	305.1
Jonathon Rouwenhorst	108	Greg Jones	298.0
<b>GAMES STARTED</b>		<b>HITS ALLOWED</b>	
Chris Bootcheck	89	Chris Bootcheck	717
Mark Redman	71	LaTroy Hawkins	480
LaTroy Hawkins	67	Mark Redman	463
Kasey Olenberger	63	Kasey Olenberger	454
Dustin Moseley	63	Dustin Moseley	418
Steve Green	60	Travis Miller	403
Dan Serafini	55	Matt Hensley	402
Travis Miller	50	Dan Serafini	390
Matt Hensley	47	Steve Green	365
Oscar Munoz	45	Brandon Emanuel	360
<b>COMPLETE GAMES</b>		<b>SHUTOUTS</b>	
LaTroy Hawkins	11	LaTroy Hawkins	3
Chris Bootcheck	7	Scott Klingenberg	2
Scott Klingenberg	5	Chris Bootcheck	2
Scot Shields	4	Jered Weaver	2
Dan Serafini	3	Joe Saunders	2
Shane Bowers	3	Trevor Bell	2
John Lackey	3	Travis Baptist	1
Dustin Moseley	3	Chris Cumberland	1
Frank Rodriguez	3	John Lackey	1
13 Pitchers w/	2	Mike Lincoln	1
		Oscar Munoz	1
		Sean O'Sullivan	1
		Brett Roberts	1
		Frank Rodriguez	1
		Jason Ryan	1



Salt Lake Franchise Records

Career Pitching Records

RUNS ALLOWED		EARNED RUNS ALLOWED	
Chris Bootcheck	384	Chris Bootcheck	327
Mark Redman	289	Mark Redman	251
Kasey Olenberger	261	Kasey Olenberger	236
Dustin Moseley	233	Dustin Moseley	214
LaTroy Hawkins	224	LaTroy Hawkins	200
Steve Green	224	Steve Green	197
Matt Hensley	224	Dan Serafini	190
Travis Miller	210	Travis Miller	188
Dan Serafini	203	Matt Hensley	188
Shane Bowers	197	Shane Bowers	179
STRIKEOUTS		BASES ON BALLS	
Chris Bootcheck	392	Chris Bootcheck	220
Mark Redman	331	Mark Redman	174
Travis Miller	313	Travis Miller	151
Matt Hensley	276	Kasey Olenberger	147
Kasey Olenberger	269	Steve Green	145
Greg Jones	263	Dan Serafini	135
LaTroy Hawkins	263	Bart Miadich	134
Dan Serafini	260	Elvin Nina	129
Shane Bowers	250	LaTroy Hawkins	120
Dustin Moseley	235	Matt Hensley	113
HIT BATTERS		HOME RUNS ALLOWED	
Matt Hensley	23	Chris Bootcheck	71
Chris Bootcheck	23	Kasey Olenberger	69
Kevin Ohme	20	Shane Bowers	55
Dustin Moseley	18	Dustin Moseley	52
Kasey Olenberger	17	Brandon Emanuel	48
Matt Wise	17	Mark Redman	45
Elvin Nina	15	Dan Serafini	44
Steven Shell	14	Benj Sampson	42
Steve Green	14	Matt Hensley	41
Mark Redman	13	Brett Roberts	39
Scot Shields	13	Greg Jones	37
LaTroy Hawkins	13	Dan Perkins	37
WILD PITCHES		BALKS	
Bart Miadich	29	Dustin Moseley	6
LaTroy Hawkins	24	Matt Wilhite	5
Gus Gandarillas	22	Nick Adenhardt	5
Elvin Nina	22	Benj Sampson	5
Kasey Olenberger	22	Juan Alvarez	5
Chris Bootcheck	22	Mark Redman	5
Greg Jones	21	Alan Mahaffey	4
Shane Bowers	19	LaTroy Hawkins	4
Marcus Gwyn	19	Matt Hensley	4
Mark Redman	18	Five tied with	3

Salt Lake Franchise Records

Single Season Hitting Records

(ALL SINGLE SEASON RECORDS WITH 389 MINIMUM P.A.)				
GAMES PLAYED			AT BATS	
Mark Trumbo	2010	139	Todd Walker	1996 551
Robb Quinlan	2002	136	Terry Evans	2009 537
Todd Walker	1996	135	Mark Trumbo	2010 532
Corey Koskie	1998	135	Robb Quinlan	2002 528
Terry Evans	2009	135	Freddy Sandoval	2008 525
Ryan Radmanovich	1997	133	Alfredo Amezaga	2002 518
Esteban Beltre	1998	133	Mitch Simons	1996 512
Brent Brede	1996	132	Chone Figgins	2002 511
Freddy Sandoval	2008	131	Esteban Beltre	1998 510
Mitch Simons	1995	130	Corey Koskie	1998 505
Tom Quinlan	1995	130		
David Ortiz	1999	130		
Brian Richardson	1999	130		
Doug Mientkiewicz	2000	130		
Nick Gorneault	2005	130		
Mike Eylvard	2007	130		
Dee Brown	2008	130		
BATTING AVERAGE			SLUGGING PERCENTAGE	
John Barnes	2000	.365*	Adam Riggs	2004 .633
Marty Cordova	1994	.358	Jose Fernandez	2001 .624
Rick Short	2002	.356*	Sean Rodriguez	2009 .616
Brian Raabe	1996	.351*	Todd Walker	1996 .599*
Riccardo Ingram	1995	.348*	Marty Cordova	1994 .592
Brent Brede	1996	.348	David Ortiz	1999 .590
Todd Walker	1996	.339	Brian Buchanan	2000 .580
Tim McIntosh	1994	.338	Matt Brown	2008 .580
Jose Fernandez	2001	.338	Mark Trumbo	2010 .577
Freddy Sandoval	2008	.335	Chad Rupp	1997 .575
ON BASE PERCENTAGE			HITS	
Reggie Willits	2006	.448	Todd Walker	1996 187*
Brent Brede	1996	.446*	Robb Quinlan	2002 176
John Barnes	2000	.439	Freddy Sandoval	2008 176*
Jeff Carter	1994	.438*	Brian Raabe	1996 169
Marty Cordova	1994	.425	Brent Brede	1996 168
Jose Fernandez	2001	.421*	Riccardo Ingram	1995 166*
Chris Prieto	2005	.417	Doug Mientkiewicz	2000 162
Scott Stahoviak	1994	.413	John Barnes	2000 161
Chris Latham	1998	.412	Mark Trumbo	2010 160
David Ortiz	1999	.412	Tim McIntosh	1994 157
DOUBLES			TRIPLES	
Freddy Sandoval	2008	45*	Chone Figgins	2002 18*
Riccardo Ingram	1995	43*	Chone Figgins	2003 15#
Scott Stahoviak	1994	41	Robb Quinlan	2002 13
Todd Walker	1996	41*	Nick Gorneault	2005 12
Terry Evans	2007	40	Peter Bourjos	2010 12
Brian Raabe	1996	39	Larry Barnes	2002 11
Scott Morgan	2001	39	Chris Prieto	2005 11
Brent Brede	1996	38	Mitch Simons	1997 10
Tom Quinlan	1995	38	Todd Walker	1996 9
John Barnes	2000	37	Nick Gorneault	2006 9
Jose Fernandez	2001	37		

\*LED THE PCL THAT SEASON #SHARED THE PCL LEAD THAT SEASON



# Salt Lake Franchise Records

HOME RUNS		
Mark Trumbo	2010	36*
Chad Rupp	1997	32
Brandon Wood	2008	31
David Ortiz	1999	30
Jose Fernandez	2001	30
Bernardo Brito	1994	29
Adam Riggs	2004	29
Sean Rodriguez	2009	29
Todd Walker	1996	28*
Ryan Radmanovich	1997	28
Scott Morgan	2001	28

TOTAL BASES		
Todd Walker	1996	330*
Mark Trumbo	2010	307*
Robb Quinlan	2002	293
Adam Riggs	2004	285
Jose Fernandez	2001	282
David Ortiz	1999	281
Terry Evans	2009	279
Corey Koskie	1998	272
Brian Raabe	1996	270
Freddy Sandoval	2008	270

RUNS		
John Barnes	2000	107
Nick Gorneault	2005	106
Jeff Carter	1994	105
Adam Riggs	2004	104
Terry Evans	2009	104
Brian Raabe	1996	103
Mark Trumbo	2010	103
Brent Brede	1996	102
Chone Figgins	2002	100
Jose Fernandez	2001	99

BASES ON BALLS		
Jeff Carter	1994	89*
Brent Brede	1996	87
David Ortiz	1999	79
Reggie Willits	2006	77
Scott Stahoviak	1994	70
Ryan Radmanovich	1997	67
Mike Moriarty	2000	63
Brad Coon	2009	62
Chad Rupp	1998	61
Doug Mientkiewicz	2000	61
Trent Durrington	2003	61
Gary Johnson	2003	61
Dee Brown	2008	61

RUNS BATTED IN		
Mark Trumbo	2010	122*
Bernardo Brito	1994	122
Jose Fernandez	2001	114*
Robb Quinlan	2002	112*
Todd Walker	1996	111*
David Ortiz	1999	110*
Nick Gorneault	2005	108*
Corey Koskie	1998	105
Brian Buchanan	2000	103
Tim McIntosh	1994	96
Doug Mientkiewicz	2000	96

EXTRA BASE HITS		
Todd Walker	1996	78*
Mark Trumbo	2010	70#
Scott Morgan	2001	70
Adam Riggs	2004	70
David Ortiz	1999	68#
Jose Fernandez	2001	68
Terry Evans	2009	65
Robb Quinlan	2002	64
Corey Koskie	1998	63
Nick Gorneault	2005	63

STRIKEOUTS		
Terry Evans	2009	146
Brian Gordon	2004	145
Ryan Radmanovich	1997	138*
Mark Trumbo	2010	126
Tom Quinlan	1995	124*
Tom Quinlan	1996	121
Bernardo Brito	1994	120
Brandon Wood	2007	120
Nick Gorneault	2005	119
Terry Evans	2007	119
Sean Rodriguez	2009	119

INTENTIONAL WALKS		
Todd Walker	1996	11#
Brent Brede	1996	9
Jeff Guiel	2002	9
Ryan Radmanovich	1997	9
Mark Trumbo	2010	8
Steve Dunn	1994	6
Jamie Ogden	1996	6
Bernardo Brito	1994	5
Scott Stahoviak	1994	5
Bernardo Brito	1995	5
David Ortiz	1999	5
Larry Barnes	2002	5
Brian Gordon	2005	5
Cory Aldridge	2010	5

# Salt Lake Franchise Records

HIT BY PITCH		
Tom Quinlan	1995	15*
Tom Quinlan	1996	15#
Tim McIntosh	1994	14*
Jeff Ferguson	1998	13
Jon Shave	1998	13
Sean Rodriguez	2009	13
Jose Fernandez	2001	12
Mitch Simons	1995	10
Brad Coon	2008	10
Peter Bourjos	2010	10

SACRIFICE BUNTS		
Chris Prieto	2005	12
Mike Moriarty	1999	11*
Zach Sorensen	2005	10
Brad Coon	2009	10
Mike Moriarty	2000	9
Mitch Simons	1997	9
Denny Hocking	1995	8
Casey Smith	2006	8
Gary Patchett	2008	8
Darrell Nicholas	1999	7
Jose Molina	2002	7
Adam Pavkovich	2005	7
Casey Smith	2007	7
Gary Patchett	2009	7

STOLEN BASES		
Chone Figgins	2002	39
Mitch Simons	1996	35
Trent Durrington	2003	35
Mitch Simons	1995	32
Erick Aybar	2006	32
Reggie Willits	2006	32
Terry Evans	2009	28
Peter Bourjos	2010	27
Jeff Carter	1994	26
Chris Latham	1996	26
Mitch Simons	1996	26
Esteban Beltre	1998	26

GRAND SLAMS		
Torii Hunter	2000	3
A.J. Pierzynski	2000	2
Larry Barnes	2002	2
Gary Johnson	2002	2
Nick Gorneault	2005	2

GROUND INTO DOUBLE PLAY		
Riccardo Ingram	1995	22*
Freddy Sandoval	2008	20
Brian Raabe	1994	19
Todd Walker	1996	17
Corey Koskie	1998	17
Doug Mientkiewicz	2000	17
Marc Lewis	1998	16
Brian Buchanan	2000	16
Robb Quinlan	2002	16
Mike Eylward	2007	16

SACRIFICE FLIES		
Robb Quinlan	2002	15*
Brian Buchanan	2000	11*
Corey Koskie	1998	10
Chone Figgins	2002	10
Adam Riggs	2003	10
Mike Eylward	2007	9
12 Players w/		8

CAUGHT STEALING		
Chris Latham	1997	19*
Erick Aybar	2006	18
Mitch Simons	1995	16
Reggie Willits	2006	15
Alfredo Amezaga	2002	14
Chris Latham	1999	13
Tommy Murphy	2006	13
Jeff Carter	1994	12
Mitch Simons	1996	11
Esteban Beltre	1998	11

WALK-OFF HOME RUNS		
Bernardo Brito	1994	2
Scott Morgan	2001	2
Larry Barnes	2001	2

\*LED THE PCL THAT SEASON #SHARED THE PCL LEAD THAT SEASON



Salt Lake Franchise Records

Single Season Pitching Records

Salt Lake Franchise Records

WINS			LOSSES		
Dustin Moseley	2006	13	Steve Green	2004	17*
Eddie Guardado	1994	12	Mark Redman	1997	15*
Brian Cooper	2001	12	Marc Barcelo	1995	13
Shane Loux	2008	12	Nick Adenhardt	2008	13
Henry Bonilla	2007	12	Mike MacDonald	2009	13
Chris Bootcheck	2004	11	Matt Hensley	2003	12
Phil Stidham	1996	10	Pedro Liriano	2007	12
Travis Miller	1996	10	Scot Shields	2001	11
Benj Sampson	1999	10	Elvin Nina	2001	11
Elvin Nina	2001	10	Travis Miller	1996	10
Scott Dunn	2004	10	Dan Perkins	2000	10
Joe Saunders	2006	10	Brandon Emanuel	2003	10
Kasey Olenberger	2007	10	Jason Middlebrook	2004	10
Jonathon Rouwenhorst	2007	10	Jonathon Rouwenhorst	2007	10
GAMES PITCHED			GAMES STARTED		
Gus Gandarillas	2000	63#	Brett Roberts	1996	30#
Todd Rizzo	2000	61	Steve Green	2004	29#
Bart Miadich	2002	59	Jason Middlebrook	2004	29#
Kevin Ohme	1997	56	Henry Bonilla	2007	29
Fred Rath	1999	56	Marc Barcelo	1995	28#
Bart Miadich	2001	55	Mark Redman	1997	28
Jeremy Hill	2009	55	Benj Sampson	1998	28
Jack Cressend	2000	54	Brian Cooper	2001	28
Matt Wilhite	2006	54	Elvin Nina	2001	28
Bill Wissler	1994	53	Chris Bootcheck	2004	28
Gus Gandarillas	1998	53	Kasey Olenberger	2007	28
			Nick Green	2008	28
EARNED RUN AVERAGE (MIN. 115 IP)			SAVES		
Joe Saunders	2006	2.67	Bart Miadich	2001	27#
Scott Klingenbeck	1996	3.11	Scott Watkins	1995	20*
Travis Baptist	1998	3.12	Jeremy Hill	2009	20
LaTroy Hawkins	1996	3.55	Tony Fiore	1999	19
LaTroy Hawkins	1997	3.92	Greg Jones	2006	17
Shane Loux	2008	3.98	Bart Miadich	2003	16
Rich Kelley	2002	4.08	Jason Bulger	2008	16
Chris Bootcheck	2003	4.25	Marcus Gwyn	2007	15
Giancarlo Alvarado	2008	4.27	Bart Miadich	2002	14
Brian Cooper	2001	4.63	Brent Stentz	2000	13
STRIKEOUTS			BASES ON BALLS		
Travis Miller	1996	143*	Steve Green	2004	85*
Mo Sanford	1994	141	Mark Redman	1997	80
Benj Sampson	1998	132	Elvin Nina	2001	79
Giancarlo Alvarado	2008	131	Nick Adenhardt	2008	75
Mark Redman	1997	125	Brett Roberts	1996	70
Dan Serafini	1997	118	Oscar Munoz	1994	68
Kasey Olenberger	2007	116	Shawn Bryant	1994	65
Mark Redman	1999	114	Bart Miadich	2002	64
Dustin Moseley	2006	114	Giancarlo Alvarado	2008	64
Nick Green	2008	112	Dan Denham	2009	61
			Chris Bootcheck	2004	60
			Mike MacDonald	2009	60
			Brad Salmon	2009	60

COMPLETE GAMES			SHUTOUTS		
Scott Klingenbeck	1996	5	Scott Klingenbeck	1996	2
LaTroy Hawkins	1995	4	Jered Weaver	2006	2
LaTroy Hawkins	1996	4	Trevor Bell	2009	2
Scot Shields	2001	4	14 Pitchers w/		1
Chris Bootcheck	2004	3			
Chris Bootcheck	2003	3			
Dustin Moseley	2006	3			
12 Pitchers w/		2			
RUNS ALLOWED			EARNED RUNS ALLOWED		
Marc Barcelo	1995	131*	Jason Middlebrook	2004	120*
Dan Perkins	2000	131*	Steve Green	2004	116
Steve Green	2004	131*	Dan Perkins	2000	115*
Jason Middlebrook	2004	126	Marc Barcelo	1995	112*
Mark Redman	1997	123*	Mark Redman	1997	111
Brett Roberts	1996	115*	Henry Bonilla	2007	106
Henry Bonilla	2007	114	Kasey Olenberger	2007	105
Oscar Munoz	1994	113	Mike MacDonald	2009	104
Kasey Olenberger	2007	113	Brett Roberts	1996	101*
Shawn Bryant	1994	112	Shawn Bryant	1994	97
Elvin Nina	2001	112			
HITS ALLOWED			HOME RUNS ALLOWED		
Jason Middlebrook	2004	220*	Kasey Olenberger	2007	35*
Marc Barcelo	1995	214*	Jason Middlebrook	2004	31
Brett Roberts	1996	211*	Nick Green	2008	31*
Dan Perkins	2000	207*	Brett Roberts	1996	28*
Kasey Olenberger	2007	205	Dan Perkins	2000	26
Mark Redman	1997	204	Brian Cooper	2001	26
Henry Bonilla	2007	203	Shane Bowers	1999	25
Chris Bootcheck	2004	202	Brandon Emanuel	2003	25
Benj Sampson	1998	198	Benj Sampson	1998	24
Jonathon Rouwenhorst	2007	197	Scot Shields	2001	24
INNINGS PITCHED			WILD PITCHES		
Kasey Olenberger	2007	180.0*	Marcus Gwyn	2006	16
Brian Cooper	2001	173.0	Pedro Liriano	2007	14
Chris Bootcheck	2003	171.1	Shawn Bryant	1994	13
Brett Roberts	1996	168.1	Mark Redman	1997	12
Henry Bonilla	2007	165.0	Bart Miadich	2002	12
Chris Bootcheck	2004	163.1	Bart Miadich	2003	12
Benj Sampson	1998	161.0	Elvin Nina	2001	10
Nick Green	2008	159.0	Phil Stidham	1996	10
Mark Redman	1997	158.1	Greg Jones	2006	10
Matt Hensley	2003	158.1	Kasey Olenberger	2007	10
HIT BATTERS			BALKS		
Matt Wise	2001	12	Nick Adenhardt	2008	5
Steven Shell	2006	12	Juan Alvarez	2001	5
Matt Hensley	2003	11	Benj Sampson	1998	4
Scot Shields	2001	10	Chris Cumberland	1998	3
Jose Parra	1997	9	Mark Redman	1998	3
Brett Roberts	1997	9	Alan Mahaffey	2000	3
Brad Knox	2009	9	Dan Perkins	2000	3
11 Pitchers w/		8	Matt Wilhite	2006	3

\*LED THE PCL THAT SEASON #SHARED THE PCL LEAD THAT SEASON



Salt Lake Franchise Records

Individual Season Fielding Records

FIRST BASEMAN		YEAR	
Most Games	David Ortiz	111	1999
Highest Fielding Percentage	Casey Kotchman	.995	2005
Lowest Fielding Percentage	David Ortiz	.980	1999
Most Putouts	Steve Dunn	916	1995
Most Assists	David Ortiz	77	1999
Most Errors	David Ortiz	20	1999
Most Total Chances	David Ortiz	993	1999
Most Double Plays	Casey Kotchman	103	2005

SECOND BASEMAN			
Most Games	Chone Figgins	117	2002
Highest Fielding Percentage	Brian Raabe	.995	1996
Lowest Fielding Percentage	Chone Figgins	.966	2002
Most Putouts	Dan Cey	235	1999
Most Assists	Chone Figgins	380	2002
Most Errors	Chone Figgins	21	2002
Most Total Chances	Chone Figgins	615	2002
Most Double Plays	Chone Figgins	81	2002

THIRD BASEMAN			
Most Games	Corey Koskie	137	1998
Highest Fielding Percentage	Jose Fernandez	.953	2001
Lowest Fielding Percentage	Scott Stahoviak	.903	1994
Most Putouts	Corey Koskie	83	1998
Most Assists	Tom Quinlan	250	1995
Most Errors	Scott Stahoviak	27	1994
Most Total Chances	Corey Koskie	356	1998
Most Double Plays	Adam Pavkovich	24	2005

SHORTSTOP			
Most Games	Mike Moriarty	127	1999
Highest Fielding Percentage	Mitch Simons	.970	1996
Lowest Fielding Percentage	Denny Hocking	.949	1994
Most Putouts	Mike Moriarty	219	2000
Most Assists	Mike Moriarty	426	2000
Most Errors	Mike Moriarty	30	1999
Most Total Chances	Mike Moriarty	633	2000
Most Double Plays	Alfredo Amezaga	90	2002

OUTFIELDER			
Most Games Total	Brian Gordon	126	2004
Most Games Left Field	Scott Morgan	112	2001
Most Games Center Field	Chris Latham	113	1997
Most Games Right Field	Brian Buchanan	122	1998
Highest Fielding Percentage	Jamie Ogden	1.000	1997
	Chris Prieto	1.000	2005
Lowest Fielding Percentage	Chris Latham	.958	1998
Most Putouts	Brad Coon	283	2009
Most Assists	Barry Wesson	19	2003
Most Errors	Chris Latham	11	1997
Most Total Chances	Steve Hazlett	290	1995
Most Chances w/out an error	Chris Prieto	248	2005
Most Double Plays	Brian Gordon	6	2004

CATCHER			
Most Games	Mike Durant	96	1994
Highest Fielding Percentage	Damian Miller	.998	1995
Lowest Fielding Percentage	Hank Conger	.979	2010
Most Putouts	Damian Miller	619	1996
Most Assists	Damian Miller	70	1996
Most Errors	Hank Conger	13	2010
Most Total Chances	Damian Miller	695	1996
Most Double Plays	Ryan Budde	10	2009
Most Passed Balls	Tim McIntosh	9	1994
	Wil Nieves	9	2004

PITCHER			
Most Putouts	Chris Bootcheck	21	2004
Most Assists	Dan Serafini	43	1996
Most Errors	Matt Hensley	7	2003
Most Total Chances	Dan Serafini	49	1996
Most Chances w/out an error	Mike MacDonald	38	2009
Most Double Plays	Brian Cooper	5	2001
	Travis Baptist	5	1998
	Oscar Munoz	5	1994

Salt Lake Franchise Records

Individual Pitching Records

MOST INNINGS PITCHED	10	LaTroy Hawkins vs Calgary, June 22, 1996
MOST HITS ALLOWED	15	Brandon Emanuel vs Omaha, July 6, 2002 (5.2 IP) Steve Green vs Iowa, August 10, 2004 (Game 1) (5 IP)
MOST RUNS ALLOWED	13	Chris Bootcheck vs Edmonton, August 19, 2004
MOST EARNED RUNS ALLOWED	12	LaTroy Hawkins at Colorado Springs, May 9, 1997
MOST STRIKEOUTS	14	Jered Weaver vs. Sacramento, June 23, 2006
MOST WALKS	9	Will Smith at Sacramento, June 19, 2010
MOST WALKS, ONE INNING	5	Dan Naulty at Tucson, May 7, 1995 (5th inning) Will Smith at Sacramento, June 19, 2010
MOST HIT BATTERS	3	Frank Rodriguez vs Memphis, May 19, 1999 (0.2 IP) Elvin Nina vs New Orleans, May 24, 2002 (8.0 IP) Matt Hensley vs Omaha, July 4, 2002 (7.1 IP) Kevin Gregg at Fresno, June 16, 2003 (5.1 IP)
MOST HIT BATTERS, ONE INNING	3	Frank Rodriguez vs Memphis, May 19, 1999 (1st inning)
MOST WILD PITCHES	4	Mike Trombley at Vancouver, June 22, 1994
MOST WILD PITCHES, ONE INNING	3	LaTroy Hawkins at Edmonton, July 14, 1995 (6th inning) Chris Cumberland vs Iowa, September 4, 1998 (4th inning) Matt Wise at Calgary, July 20, 2001 (4th inning) Bart Miadich at New Orleans, April 13, 2002 (8th inning)
MOST HR ALLOWED	5	Dustin Moseley vs Tucson, July 4, 2008 Tommy Mendoza at Las Vegas, July 10, 2010 (Game 2)
MOST BALKS	2	Jason Middlebrook vs Albuquerque, May 12, 2004 Nick Adenhardt at Tucson, April 9, 2008
NO HITTER		Frank Rodriguez at Iowa, May 8, 1999 (7 inn) W 2-1 Sean O’Sullivan at Sacramento, July 28, 2009 (9 inn) W 2-0
SHORTEST START	0 IP	Gus Gandarillas vs New Orleans, August 3, 1998 (10 batters)Cons
GAMES WON	8	Jeff Harris, July 4-August 26, 1998 Jason Ryan, August 16, 1999-June 16, 2000 Mickey Callaway, April 6-July 28, 2002
CONS GAMES LOST	12	Brandon Emanuel, July 6, 2003-July 21, 2004
CONS SCORELESS IP	31.1	Joe Saunders, May 19-June 4, 2006
CONS. STRIKEOUTS	9	Todd Ritchie, April 22-24, 1998 at Vancouver Scott Dunn, August 29-September 1, 2005 at Colorado Springs
CONS. STRIKEOUTS (SAME GAME)	5	Shane Bowers, August 31, 1997 at Las Vegas Todd Ritchie, April 24, 1998 at Vancouver Matt Wise, August 31, 2001 at Iowa Matt Wise, April 18, 2002 at Oklahoma Matt Hensley, September 1, 2002 vs Memphis Scott Dunn, August 15, 2004 at Portland Scott Dunn, August 29, 2005 vs Colorado Springs Jered Weaver, April 30, 2006 at Tacoma Henry Bonilla, May 29, 2007 at Oklahoma Joe Saunders, June 12, 2007 vs Colorado Springs Francisco Rodriguez, August 9, 2009 vs Nashville Rich Thompson, June 25, 2010 at Tacoma Bart Miadich, April 12, 2003 vs Fresno Trevor Reckling, May 5, 2010 at Sacramento
CONS. BASES ON BALLS	4	



Salt Lake Franchise Records

Individual Batting Records

Salt Lake Franchise Records

AT BATS	9	Mitch Simons vs Vancouver, August 7, 1995 (16 innings)
RUNS	6	Bernardo Brito at Phoenix, May 17, 1994
HITS	6	Jeff Carter at Colorado Springs, July 29, 1994
EXTRA BASE HITS	4	Todd Walker at Calgary, June 30, 1997
		Bernardo Brito at Phoenix, May 17, 1994 (3 HR, 1 2B)
		Todd Walker at Las Vegas, July 17, 1996 (4 2B)
		Todd Walker at Calgary, June 30, 1997 (4 2B)
		Chone Figgins vs Memphis, June 7, 2003 (2 2B, 1 3B, 1 HR)
		Brian Gordon vs Sacramento, June 10, 2004 (3 HR, 1 2B)
		Curtis Pride vs Portland, July 26, 2004 (4 2B)
		Adam Riggs vs Omaha, August 7, 2004 (4 2B)
		Dallas McPherson vs Edmonton, August 17, 2004 (2 3B, 2 HR)
		Sean Rodriguez at Las Vegas, July 1, 2008 (2 2B, 2 HR)
TOTAL BASES	15	Bernardo Brito at Phoenix, May 17, 1994
DOUBLES	4	Todd Walker at Las Vegas, July 17, 1996
		Todd Walker at Calgary, June 30, 1997
		Curtis Pride vs Portland, July 26, 2004
		Adam Riggs vs Omaha, August 7, 2004
TRIPLES	3	Peter Bourjos vs Tacoma, April 16, 2010
HOME RUNS	3	Tim McIntosh at Albuquerque, May 1, 1994
		Bernardo Brito at Phoenix, May 17, 1994
		Bernardo Brito at Edmonton, August 20, 1994
		Tom Quinlan vs Edmonton, July 28, 1995
		Casey Blake at Edmonton, August 28, 2000
		Sal Fasano at Iowa, August 3, 2002
		Adam Riggs at Portland, August 13, 2004
RUNS BATTED IN	8	Bernardo Brito at Phoenix, May 17, 1994
		Scott Stahoviak at Colorado Springs, May 30, 1994
		A.J. Pierzynski vs Calgary, August 10, 2000
		Robb Quinlan vs Edmonton, May 12, 2002
		Sean Rodriguez vs Tacoma, July 8, 2008
GRAND SLAMS	2	A.J. Pierzynski vs Calgary, August 10, 2000
RBI IN ONE INNING	7	Mario Valdez at Calgary, June 4, 2000
BASES ON BALLS	5	Brent Brede vs Colorado Springs, August 25, 1996
STRIKEOUTS	6	Dallas McPherson at Las Vegas, July 9, 2004 (11 innings)
STRIKEOUTS (9 INN GAME)	5	Dallas McPherson at Fresno, July 19, 2006
		Terry Evans vs Las Vegas, August 25, 2009
HIT BY PITCH	2	Bernardo Brito at Albuquerque, April 6, 1995
		Tom Quinlan at Calgary, August 24, 1995
		Tom Quinlan vs Colorado Springs, May 4, 1996
		Brian Raabe vs Vancouver, May 26, 1996
		Tom Quinlan vs Phoenix, June 8, 1996
		Mike Durant vs Las Vegas, June 8, 1997
		Jon Shave at Calgary, July 1, 1997
		Jeff Ferguson at Las Vegas, May 30, 1998
		Jeff Ferguson vs Edmonton, June 4, 1998
		Jon Shave at Colorado Springs, July 28, 1998
		Brian Buchanan at Las Vegas, August 13, 1998
		Jeff Ferguson at Albuquerque, September 2, 1998
		Jose Nieves vs Iowa, May 14, 2001
		Jose Molina at Nashville, May 21, 2002
		Dallas McPherson at Tucson, April 8, 2006
		Howie Kendrick vs New Orleans, May 23, 2006
		Sean Rodriguez at Las Vegas, April 3, 2008
		Freddy Sandoval at Iowa, August 5, 2008
		Chris Pettit at Reno, April 19, 2009
		Matt Brown vs Iowa, May 17, 2009
		Sean Rodriguez at Colorado Springs, August 30, 2009
		Peter Bourjos vs Reno, June 28, 2010
MOST DOUBLE PLAYS HIT INTO	3	Mike Eylward at Memphis, July 28, 2006
STOLEN BASES	4	Scott Pose at Edmonton, July 13, 1995
		Mike Durant vs Tucson, June 20, 1996
		Marty Cordova at Las Vegas, May 13, 1994
		Jeff Carter vs Colorado Springs, July 29, 1994
		Scott Stahoviak vs New Orleans, August 3, 1998
		Robb Quinlan at Colorado Springs, July 28, 2002
		Adam Riggs at Las Vegas, July 9, 2004
		Matt Brown at Tucson, April 9, 2008

INSIDE-THE-PARK HR

HITTING STREAK  
CONS. ABS W/ A HIT

CONS. PAS ON BASE  
CONS. GAMES ON BASE  
CONS. GAMES SCORED  
CONS. GAMES W/HR

CONS. GAMES RBI  
CONS. SB W/O CS  
SB IN SEASON W/O CS

MOST HITS SEASON SERIES  
BY OPPONENT  
MOST 2B SEASON SERIES

BY OPPONENT  
MOST 3B SEASON SERIES  
BY OPPONENT

MOST HR SEASON SERIES

BY OPPONENT  
MOST RBI SEASON SERIES  
BY OPPONENT  
MOST GS SEASON SERIES

BY OPPONENT  
MOST SB SEASON SERIES  
BY OPPONENT  
MOST HR IN A SEASON AT HOME  
MOST HR IN A SEASON ON ROAD  
MOST HR IN A SEASON BY RH BATTER  
MOST HR IN A SEASON BY LH BATTER  
MOST HR IN A SEASON BY A SWITCH-HITTER

MOST RBI IN A SEASON BY RH BATTER  
MOST RBI IN A SEASON BY LH BATTER  
MOST RBI IN A SEASON BY A SWITCH-HITTER  
MOST DOUBLES IN A SEASON BY RH BATTER  
MOST DOUBLES IN A SEASON BY LH BATTER

MOST DOUBLES IN A SEASON BY A SWITCH-HITTER  
MOST TRIPLES IN A SEASON BY RH BATTER  
MOST TRIPLES IN A SEASON BY LH BATTER

MOST TRIPLES IN A SEASON BY A SWITCH-HITTER  
MOST HITS IN A SEASON BY RH BATTER  
MOST HITS IN A SEASON BY LH BATTER  
MOST HITS IN A SEASON BY A SWITCH-HITTER

	Robb Quinlan at Tucson, June 15, 2002
	Chone Figgins vs. Las Vegas, June 18, 2002
	Brian Specht vs. Sacramento, April 13, 2004
	Nick Gorneault vs. Fresno, July 15, 2005
	Ryan Budde at Tacoma, August 12, 2005
	Nathan Haynes vs. Tucson, April 10, 2007
	Sean Rodriguez vs Iowa, May 16, 2009
	Peter Bourjos at Colorado Springs, July 2, 2010
	Peter Bourjos vs Portland, July 30, 2010
24	Nathan Haynes, July 19-August 14, 2002
9	Tim McIntosh, August 12-14, 1994
	Alberto Callaspo, August 28-30, 2005
10	Tim McIntosh, August 12-14, 1994
41	Mike Moriarty, July 19-September 2, 2000
18	Adam Riggs, August 6-25, 2004
5	Chad Rupp, July 15-27, 1997
	Adam Riggs, August 20-25, 2004
12	Nick Gorneault, May 20-31, 2006
21	Peter Bourjos, May 30-July 18, 2010
14	Brian Raabe, 1995 HR in calendar month
12	Adam Riggs, August, 2004
	Sean Rodriguez, May, 2009 RBI in calendar month
36	Bernardo Brito, June, 1994
35	Sean Rodriguez, May, 2009
35	Todd Walker, August, 1996
33	Adam Riggs, August, 2004
33	Robb Quinlan, May 2002
31	Jay Canizaro, April, 2000
32	Robb Quinlan vs Colorado Springs, 2002
30	Bernie Castro, Portland, 2003
9	Todd Walker vs Colorado Springs, 1996
	Robb Quinlan vs Colorado Springs, 2002
	Freddy Sandoval vs Portland, 2008
10	Chris Pritchett, Vancouver, 1996
5	Chone Figgins vs Nashville, 2003
4	John Massarelli, Edmonton, 1994
	Chance Sanford, Calgary, 1997
7	Bernardo Brito vs Edmonton, 1994
	Tom Quinlan vs Las Vegas, 1996
	Brian Buchanan vs Calgary, 2000
9	J.R. Phillips, Phoenix, 1994
27	Brian Buchanan vs Calgary, 2000
21	Bucky Jacobsen, Tacoma, 2004
2	Torii Hunter vs. Colorado Springs, 2002
	A.J. Pierzynski vs. Calgary, 2002
2	Cliff Brumbaugh, Oklahoma & Colorado Springs, 2002
	Brian Barden, Tucson, 2006
10	Chone Figgins vs Omaha 2002
13	Jamal Strong, Tacoma, 2004
18	Todd Walker, 1996; Mark Trumbo, 2010
18	Chad Rupp, 1997; Mark Trumbo, 2010
36	Mark Trumbo, 2010
30	David Ortiz, 1999
15	Chris Latham, 1999
	Kendrys Morales, 2008
	Freddy Sandoval, 2008
122	Bernardo Brito, 1994; Mark Trumbo, 2010
111	Todd Walker, 1996
88	Freddy Sandoval, 2008
43	Riccardo Ingram, 1995
41	Scott Stahoviak, 1994
	Todd Walker, 1996
45	Freddy Sandoval, 2008
13	Robb Quinlan, 2002
11	Larry Barnes, 2002
	Chris Prieto, 2005
18	Chone Figgins, 2002
176	Robb Quinlan, 2002
187	Todd Walker, 1996
176	Freddy Sandoval, 2008



# Salt Lake Franchise Records

## Individual Fielding Records

OUTFIELD ASSISTS	3	Barry Wesson (RF) vs Tacoma, July 5, 2003
MOST ERRORS	3	Scott Stahoviak (3B) vs Las Vegas, April 26, 1994 Jose Caldera (SS) vs Las Vegas July 25, 2005 Erick Aybar (SS) at Tucson, April 6, 2006 Casey Smith (2B) at Fresno, July 19, 2006 Ryan Budde (C) at Portland, July 16, 2009
MOST ERRORS, ONE INNING	3	Scott Stahoviak (3B) vs Las Vegas, April 26, 1994

## Team Batting

MOST AT-BATS	66	vs Vancouver, August 7, 1995 (16 innings)
MOST RUNS	28	at Colorado Springs, July 29, 1994
MOST HITS	33	at Colorado Spring, July 29, 1994
FEWEST HITS	0	at Vancouver (Game 2), June 27, 1997 (7 inn by Darrell May) at Oklahoma City, August 14, 2009 (9 inn by Luis Mendoza)
MOST RUNS ONE INNING	13	vs Calgary, August 26, 1995 (6th inning of a 20-7 win) at Calgary, June 4, 2000 (5th inning of a 24-4 win) at Colorado Springs, May 9, 1997 (1st inning of a 13-1 loss) vs New Orleans, August 3, 1998 (1st inning, N.O. 9, S.L. 8) vs Calgary, August 26, 1995 (6th inning) vs Albuquerque, July 4, 1994 (8th inning) at Colorado Springs, September 4, 1995 (4th inning) at Colorado Springs, May 9, 1997 (1st inning) at Fresno, June 20, 2005 (5th inning)
BY OPPONENT	12	vs. Tucson, July 23, 2006 (L 28-5)
BOTH TEAMS COMBINED	17	vs Vancouver, August 7, 1995 (16 innings) (W 12-11) (22-21)
MOST HITS ONE INNING	12	vs Portland, June 28, 2003 (9 innings) (L 15-13) (18-25)
BY OPPONENT	10	vs Colorado Springs, July 25, 2010 (3rd inning) vs Tacoma, April 29, 1997 (8th inning) at Colorado Springs, July 29, 1994 (1st 12 batters in the 4th inning) at Colorado Springs, May 9, 1997 (1st inning) vs New Orleans, August 3, 1998 (1st 10 batters of the game)
MOST COMBINED RUNS	33	vs Omaha, August 7, 2004
MOST COMBINED HITS	43	at Colorado Springs, July 29, 1994
MOST CONSECUTIVE HITS	8	vs Omaha, August 7, 2004
BY OPPONENT	9	vs Colorado Springs, July 20, 2002
MOST CONS. BATTERS ON BASE	12	vs Calgary, August 9, 2000
BY OPPONENT	10	at Colorado Springs, July 29, 1994
MOST EXTRA BASE HITS	14	Several Times
MOST TOTAL BASES	49	at Las Vegas, April 21, 2000
MOST DOUBLES	10	vs Nashville, May 2, 2001 (by Jose Nieves)
MOST TRIPLES	4	at Tucson, April 8, 2006
MOST HOME RUNS	7	at Sacramento, June 15, 2001 (by Justin Miller in the 2nd inning)
MOST RUNS BATTED IN	27	at Tucson, April 8, 2006 (by Edgar Gonzalez in the 3rd inning)
MOST SACRIFICE BUNTS	3	at Tucson, July 31, 1997
MOST SACRIFICE FLIES	4	Several Times
TWO RBI ON ONE SF		at Reno, June 12, 2010
MOST HIT BATTERS	4	vs Edmonton, July 13, 1995
MOST HB IN ONE INNING	3	at Edmonton, May 29, 1999
MOST BASES ON BALLS	14	vs Vancouver, August 7, 1995 (16 innings)
MOST BB, ONE INNING	4	at Nashville, June 14, 2000 (16 innings)
MOST STRIKEOUTS	17	at Las Vegas, April 18, 2000
MOST STOLEN BASES	10	at Colorado Springs, August 19, 2001
MOST CAUGHT STEALING	4	July 16-19, 2000
MOST LEFT ON BASE	18	August 17-20, 2009
MOST LOB (9 INN GAME)	16	
MOST CONS. GAMES 10+ RUNS	4	
MOST CONS. SCORELESS INNINGS	35	

# Salt Lake Franchise Records

## Team Pitching

MOST HITS ALLOWED	28	vs Tucson, July 23, 2006
MOST RUNS ALLOWED	28	vs Tucson, July 23, 2006
MOST ER ALLOWED	25	vs Tucson, July 23, 2006
MOST RUNS ALLOWED, ONE INNING	12	at Colorado Springs, May 9, 1997 (1st inning)
MOST HITS ALLOWED, ONE INNING	10	vs Albuquerque, July 4, 1994 (8th inning) at Colorado Springs, September 4, 1995 (4th inning) at Colorado Springs, May 9, 1997 (1st inning) at Fresno, June 20, 2005 (5th inning) at Reno, June 12, 2009 (11 innings)
MOST BASES ON BALLS	14	vs Memphis, May 21, 1999
MOST BASES ON BALLS (9 INNING GAME)	13	vs Omaha, August 6, 2004
MOST BASES ON BALLS, ONE INNING	5	at Tucson, May 7, 1995 (5th inning) at Phoenix, May 12, 1995 (9th inning) vs Vancouver, May 24, 1996 (7th inning) at Sacramento, June 19, 2010 (4th inning)
MOST STRIKEOUTS	16	vs Colorado Springs, June 12, 2007
MOST HIT BATTERS	5	at Portland, May 4, 2005
MOST HOME RUNS	6	at Calgary, July 2, 1994 at Las Vegas, August 2, 2009 at Calgary, July 2, 1994
MOST HR IN ONE INNING	4	vs Colorado Springs, May 28, 1999
MOST WILD PITCHES	5	vs Albuquerque, May 12, 2004
MOST BALKS	3	at Tacoma, April 6, 2000
MOST PITCHERS USED (9 INN. GAME)	7	at Tacoma, April 6, 2000
MOST PITCHERS USED IN ONE INNING	4	vs Albuquerque July 4-6, 1994
MOST CONSECUTIVE GAMES 10+ RUNS	3	vs Tacoma May 22-23, 1996 & vs Vancouver May 24, 1996 vs Colorado Springs August 25, 1996 & at Edmonton August 26-27, 1996 vs Tucson July 21, 1997 & vs Las Vegas July 22-23, 1997 vs Colorado Springs June 28-29, 2000 & at Las Vegas June 30, 2000
MOST CONSECUTIVE SCORELESS INNINGS	21	August 19-22, 2009
MOST RUNNERS LOB		17 at Omaha, July 5, 2001 (17 innings)
MOST RUNNERS LOB (9 INNING GAME)	15	vs Tucson, April 28, 1998 vs Tacoma, May 4, 2009



# Salt Lake Franchise Records

## Miscellaneous Team Records

<b>LONGEST GAME (INNINGS)</b>	17	at Tucson, July 15, 1998 (W 2-1) at Omaha, July 5, 2001 (L 10-9)
<b>LONGEST GAME (TIME)</b>	5:31	vs. Vancouver, August 7, 1995 (16 inn) (W 12-11)
<b>LONGEST 9 INN (TIME)</b>	4:04	vs. Colorado Springs, June 29, 2000
<b>SHORTEST 9 INN (TIME)</b>	1:43	vs Fresno, May 24, 2000
<b>MOST ERRORS</b>	7	vs Las Vegas, July 25, 2005
<b>BY OPPONENT</b>	6	vs Sacramento, April 26, 2000 vs Las Vegas, April 13, 2009
<b>BY BOTH TEAMS COMBINED</b>	10	vs Nashville, August 7, 1999 (Salt Lake 5, Nashville 5)
<b>MOST ERRORS, ONE INNING</b>	4	vs Las Vegas, April 26, 1994 (3rd inning)
<b>BY OPPONENT</b>	3	vs Calgary, April 11, 1997 (3rd inning) at Las Vegas, May 15, 1999 (8th inning)
<b>LARGEST MARGIN (WIN)</b>	25	at Colorado Springs, July 29, 1994 (28-3)
<b>LARGEST MARGIN (LOSS)</b>	23	vs. Tucson, July 23, 2006 (28-5)
<b>LARGEST MARGIN BY SHUTOUT (WIN)</b>	13	vs Colorado Springs, May 2, 1998 at Albuquerque, August 31, 1998 vs Tacoma, May 5, 2009
<b>LARGEST MARGIN BY SHUTOUT (LOSS)</b>	14	at Tacoma, April 24, 2009
<b>MOST RUNS IN AN EXTRA INNING</b>	7	at Fresno, July 21, 2005 (10th inning of a 12-5 wwin)
<b>MOST RUNS ALLOWED IN AN X-INNING</b>	6	vs Calgary, May 2, 1995 (10th inning of an 8-2 loss)
<b>LONGEST WIN STREAK</b>	13	April 12-27, 2008
<b>LONGEST LOSS STREAK</b>	9	July 15-23, 2004
<b>LONGEST HOME WIN STREAK</b>	11	June 5-25, 2005
<b>LONGEST ROAD WIN STREAK</b>	11	April 3-27, 2008
<b>LONGEST HOME LOSS STREAK</b>	6	Five times (last was June 29-July 15, 2010)
<b>LONGEST ROAD LOSS STREAK</b>	8	July 12-23, 2007
<b>CONS GAMES W/OUT ERROR</b>	10	May 21-30, 1995 June 2-12, 1995
<b>MOST GAMES OVER .500</b>	37	September 4, 2000 (90-53)
<b>MOST GAMES UNDER .500</b>	32	August 16, 2004 (45-77) & September 6, 2004 (56-88)
<b>LARGEST DIVISIONAL LEAD</b>	+14.0	September 4, 2000
<b>LARGEST DIVISIONAL DEFICIT</b>	-28.0	September 5 & 6, 2004
<b>NUMBER OF PLAYERS IN TEAM HISTORY:</b>	436	
<b>NUMBER OF POSITION PLAYERS:</b>	212	
<b>NUMBER OF PITCHERS:</b>	244	
<b>MOST DOUBLE PLAYS TURNED</b>	5	May 2, 1997 vs Tacoma August 27, 2005 at Colorado Springs August 23, 2009 vs Las Vegas
<b>BY OPPONENT</b>	5	June 23, 2009 vs Fresno August 29, 2010 at Colorado Springs
<b>BY BOTH TEAMS, ONE GAME</b>	7	June 23, 2009 vs Fresno (5 for Fresno, 2 for Salt Lake)
<b>TRIPLE PLAYS TURNED</b>		May 15, 1994 at Las Vegas (6-3, Raabe-Masteller) July 7, 2001 at Omaha (1-6-3, Lukasiewicz-Amezaga-Pritchett) June 19, 2003 at Sacramento (6-3-2, Amezaga-Quinlan-Durrington) May 1, 2006 vs Las Vegas, (3-6, Morales-Aybar)
<b>TRIPLE PLAYS HIT INTO</b>		September 3, 1998 at Albuquerque (9-4, Richardson-Roberge) July 20, 2000 at Calgary (8-6-2-5, M. Martinez-Clapinski-C. Martinez-Gulan)

# Salt Lake Franchise Records

## Miscellaneous Opponent Records

<b>MOST CAREER HITS VS SALT LAKE</b>	105	Jose Flores (w/Tac, CSP, Sac, LV & Fre) 2000-2006
<b>MOST CAREER HR VS SALT LAKE</b>	18	J.R. Phillips (w/ Phx, NO, CSP & Tac) 1994-2003
<b>MOST CAREER RBI VS SALT LAKE</b>	54	Alan Zinter (w/Iowa, Tac, N.O., Tcn & RR) 1997-2006
<b>CAREER AVERAGE VS SL (100 AB)</b>	.424	Jim Tatum (67-for-158 w/CSP, LV & Fre) 1994-2000
<b>MOST CAREER GRAND SLAMS</b>	2	Cliff Brumbaugh, Oklahoma & Colorado Springs 1999-2002 Brian Barden, Tucson 2004-2006
<b>MOST CAREER WINS VS. SALT LAKE</b>	10	Andrew Lorraine (w/Van, Edm, Tac, Iowa, Cgy & LV)
<b>MOST CAREER LOSSES VS. SALT LAKE</b>	8	Matt Kinney (w/Edm & Fre, 2001-2009)
<b>MOST HITS IN ONE GAME</b>	7	Neifi Perez, Colorado Springs, August 25, 1996 (13 inn)
<b>MOST HITS IN ONE GAME (9 INN)</b>	5	Held by Many
<b>MOST RUNS IN ONE GAME</b>	6	Mark Bellhorn at Sacramento, July 9, 2000
<b>MOST RBI IN ONE GAME</b>	8	Brian Leshner, Edmonton, August 18, 1996 Ernie Young at Edmonton, July 17, 1997
<b>MOST HR IN ONE GAME</b>	3	Todd Greene, Vancouver, August 27, 1995 Brooks Kieschnick, Edmonton, June 6, 1999 Wayne Kirby at Las Vegas, August 11, 1999 Valentino Pascucci, Edmonton, July 18, 2004 (Game 1 of DH) Luke Scott at Round Rock, August 1, 2005 Scott McClain at Fresno, August 21, 2007 Matt Carson, Sacramento, June 4, 2009 Freddy Guzman, Portland, July 26, 2004 (led off the game) Rob Deer at Las Vegas, August 11, 1995 Neifi Perez, Colorado Springs, August 25, 1996 Cody Ross at Las Vegas, September 5, 2005 Luke Scott at Round Rock, August 1, 2005 (3 HR, 1 2B)
<b>INSIDE-THE-PARK HOMERUN</b>		
<b>HIT FOR THE CYCLE</b>		
<b>MOST TOTAL BASES IN ONE GAME</b>	14	Rich Dorman at Tacoma, August 29, 2006
<b>MOST STRIKEOUTS IN ONE GAME</b>	14	Stephen Shoemaker at Colorado Springs, August 14, 1999
<b>MOST WALKS IN ONE GAME</b>	9	Held By Many
<b>MOST WALKS, ONE INNING</b>	4	Edgar Gonzalez at Tucson, April 8, 2006
<b>MOST HIT BATTERS IN ONE GAME</b>	4	Pete Smith at Las Vegas, July 17, 1996
<b>MOST RUNS IN ONE GAME</b>	13	Stephen Shoemaker at Colorado Springs, August 14, 1999 Robert Averette at Colorado Springs, August 20, 2001
<b>MOST HITS IN ONE GAME</b>	15	Paul Menhart, Tacoma, May 20, 1996 Dennis Springer at Las Vegas, June 13, 2002 Dennis Springer, Las Vegas, June 19, 2002 Gaby Hernandez at Omaha, May 22, 2010



# Salt Lake Franchise Records

## Grand Slams (68; 40 AT HOME, 28 ON THE ROAD)

- 5-3-94** Mike Durant vs. Tacoma (off Joe Slusarski)
- 5-10-94** Dan Masteller vs. Phoenix (off Fred Costello)
- 6-8-94** Bernardo Brito at Edmonton (off Dana Ridenour, game two)
- 7-29-94** Scott Stahoviak at Colorado Springs (off Mike Harkey)
- 8-7-95** Van Snider vs. Vancouver (off Russ Springer)
- 8-17-95** Steve Dunn at Albuquerque (off Jody Treadwell)
- 9-2-95** Denny Hocking at Colorado Springs (off Scott Frederickson)
- 9-15-95** Mike Durant at Colorado Springs (off Scott Frederickson, Game 5 PCL Finals)
- 5-4-96** Steve Hazlett vs. Colorado Springs (off Jake Viano)
- 6-3-96** Matt Lawton vs. Tucson (walk-off GW in the 9th off Jeff Tabaka)
- 6-21-96** Brent Brede vs. Calgary (walk-off GW in the 12th off Matt Ryan)
- 8-4-96** Jamie Ogden vs. Albuquerque (off Matt Herges)
- 5-14-97** Scott Stahoviak vs. Edmonton (off Bobby Chouinard)
- 7-20-97** Damian Miller vs. Tucson (off Norm Montoya)
- 8-14-97** Chris Latham at Albuquerque (off Dennis Reyes)
- 8-16-97** Jeff Ferguson at Colorado Springs (off Bobby Jones)
- 7-20-98** Chad Rupp vs. Las Vegas (off Brad Kaufman)
- 7-27-98** Brian Buchanan at Colorado Springs (off George Glinatsis)
- 8-22-98** Chris Latham vs. Tucson (off Neil Weber)
- 5-11-99** Jacque Jones at Omaha (off Dario Veras)
- 6-24-99** David Ortiz vs. Vancouver (off Bill King)
- 9-4-99** Midre Cummings at Albuquerque (off Johnny Ruffin)
- 4-18-00** Jay Canizaro at Las Vegas (off Derek Root)
- 5-29-00** Todd Walker vs. Edmonton (off Shad Williams)
- 6-4-00** Mario Valdez at Calgary (off Geoff Duncan, game two of DH)
- 6-26-00** Torii Hunter vs. Colorado Springs (off Ed Vosberg)
- 6-27-00** Torii Hunter vs. Colorado Springs (off Scott Watkins)
- 7-16-00** Torii Hunter at Edmonton (off Eric Weaver)
- 8-10-00** A.J. Pierzynski vs. Calgary (Two Grand Slams in the same game off Sean Bergman & Mike Cather)
- 8-19-00** Casey Blake at Iowa (off Mario Iglesias)
- 9-6-00** Casey Blake at Sacramento (Game 1 Pacific Conference Championship Series off Chad Harville)
- 5-10-01** Chris Pritchett at Colorado Springs (off Craig Dingman)
- 8-19-01** Trent Durrington at Colorado Springs (off Andy Larkin)

- 8-25-01** Scott Morgan vs. Omaha (off Shawn Sonnier)
- 8-27-01** Jose Fernandez vs. Colorado Springs (off Todd Belitz)
- 5-10-02** Gary Johnson vs. Colorado Springs (off Victor Santos)
- 7-5-02** Gary Johnson vs. Omaha (off Mac Suzuki)
- 7-19-02** Larry Barnes vs. Colorado Springs (off Bryan Rekar)
- 8-10-02** Larry Barnes vs. Tucson (off Oscar Villareal)
- 4-16-03** Jeff DaVanon vs. Sacramento (off Joe Valentine in game two of DH)
- 5-4-03** Adam Riggs at Albuquerque (off Marc Wilkins)
- 6-12-03** Jeff Guiel vs. Sacramento (off Erik Hiljus)
- 8-23-03** Keith Johnson vs. Tacoma (off Scott Atchison)
- 4-20-04** Barry Wesson at Sacramento (off Eric Cammack)
- 8-20-04** Shane Halter vs. Edmonton (off Anthony Ferrari)
- 8-30-04** Gary Johnson vs. Tucson (off Sergio Lizarraga)
- 4-7-05** David Matranga vs. Tucson (off Lance Cormier on Opening Day)
- 4-16-05** Dallas McPherson at Tucson (off Sergio Lizarraga)
- 5-21-05** Brian Gordon at Oklahoma (off Matt Riley)
- 8-18-05** Nick Gorneault at Portland (off Chris Oxspring)
- 9-2-05** Nick Gorneault at Las Vegas (off Buddy Carlyle)
- 6-15-06** Nick Gorneault vs. Fresno (off Matt Kinney)
- 8-21-06** Nathan Haynes at Portland (off Dewon Brazelton)
- 7-18-07** Mike Eylward vs. Tacoma (off Kam Mickolio)
- 4-21-08** Brandon Wood at Portland (off Shawn Estes)
- 5-1-08** Kendrys Morales at Memphis (off Blake Hawksworth)
- 5-30-08** Chris Walker vs. Colorado Springs (off Valerio De Los Santos)
- 8-11-08** Bobby Wilson vs. Fresno (off Steve Hammond)
- 4-22-09** Terry Evans at Tacoma (off Chris Seddon)
- 5-5-09** Brad Coon & Bobby Wilson vs Tacoma (both in the same inning off Steven Shell)
- 5-23-09** Sean Rodriguez at Albuquerque (off Nick DeBarr)
- 5-30-09** Adam Pavkovich vs Reno (walk-off GW in the 9th in game two of DH off Abe Woody)
- 6-15-09** Brandon Wood vs Colorado Springs (off Jason Hirsh)
- 7-26-09** Ryan Budde vs Portland (off Brian Lawrence in game one of DH)
- 5-1-10** Cory Aldridge vs Portland (pinch-hit off Greg Burke in game one of DH)
- 6-17-10** Mark Trumbo vs Las Vegas (off Rey Gonzalez)

# Salt Lake Franchise Records

## Opponent Grand Slams (71: 31 AT SALT LAKE, 40 AT HOME)

- 5-4-94** Eric Fox, Tacoma at Salt Lake (off Eddie Guardado)
- 6-5-94** Victor Rodriguez at Edmonton (off Oscar Munoz)
- 7-19-94** Scott Makarewicz, Tucson at Salt Lake (off Bill Wissler)
- 9-9-94** Luis Raven at Vancouver (off Dave Stevens, Game Two, North Division Championship Series)
- 4-17-95** Calvin Murray, Phoenix at Salt Lake (off Mike Trombley)
- 5-21-95** Jerry Goff, Tucson at Salt Lake (off Oscar Munoz)
- 6-22-95** Dave Hajek at Tucson (off Vince Horsman)
- 8-21-95** Keith Williams, Phoenix at Salt Lake (off Greg Hansell)
- 9-4-95** Harvey Pulliam at Colorado Springs (off Dan Naulty)
- 5-26-96** William Pennyfeather, Vancouver at Salt Lake (off Mike Misuraca)
- 6-13-96** Oreste Marrero at Albuquerque (off Marc Barcelo)
- 8-18-96** Brian Leshner, Edmonton at Salt Lake (off Dan Serafini)
- 8-26-96** George Williams at Edmonton (off Erik Bennett)
- 4-5-97** Eddie Williams at Albuquerque (off Brett Roberts)
- 6-3-97** Todd Greene, Vancouver at Salt Lake (off Brett Roberts)
- 7-17-97** Ernie Young at Edmonton (off Mark Redman)
- 5-20-98** Mark Little, Oklahoma at Salt Lake (off Kevin Ohme)
- 6-21-98** Scott Leius, Omaha at Salt Lake (off Travis Miller)
- 8-11-98** Creighton Gubanich at Las Vegas (off Benj Sampson)
- 8-18-98** Kevin Roberson, Calgary at Salt Lake (off Chris Cumberland, game one of DH)
- 8-25-98** Robin Jennings at Iowa (off Shane Bowers)
- 9-3-98** J.P. Roberge at Albuquerque (off Doug Linton)
- 4-20-99** Adam Riggs, Albuquerque at Salt Lake (off Shane Bowers)
- 4-27-99** Adam Kennedy at Memphis (off Brent Stentz)
- 4-30-99** Nate Dishington at Memphis (off Frank Rodriguez)
- 5-21-99** Chris Haas, Memphis at Salt Lake (off Jeff Harris)
- 7-25-99** Ben Petrick, Colorado Springs at Salt Lake (off Mike Lincoln)
- 9-3-99** Brent Cookson at Albuquerque (off Mark Redman)
- 5-26-00** Pedro Feliz, Fresno at Salt Lake (off Benj Sampson)
- 6-2-00** Luis Raven at Calgary (off Dan Perkins)
- 4-15-01** Cliff Brumbaugh, Oklahoma at Salt Lake (off Jim Bruske)
- 7-6-01** Aaron Guiel at Omaha (off Matt Wise)
- 8-19-01** Kimera Bartee at Colorado Springs (off Juan Alvarez)
- 8-20-01** Cliff Brumbaugh at Colorado Springs (off Matt Wise)
- 8-20-01** Mike Bell at Colorado Springs (off Will Brunson)

- 9-3-01** Todd Dunwoody at Iowa (off Scot Shields)
- 5-25-02** Barry Wesson, New Orleans (off Rich Kelley)
- 6-27-02** Javier Valentin at Edmonton (off Elvin Nina)
- 7-11-02** Julio Zuleta at Iowa (off Rich Kelley)
- 7-30-02** Jack Cust at Colorado Springs (off John Dillinger)
- 4-25-03** John Barnes, Nashville at Salt Lake (off Brandon Emanuel)
- 5-11-03** Luis Lopez at Sacramento (off Steve Green)
- 6-5-03** Scott Seabol, Memphis at Salt Lake (off Matt Hensley)
- 8-25-03** Termel Sledge, Edmonton at Salt Lake (off Brandon Emanuel)
- 5-13-04** Matt Padgett, Albuquerque at Salt Lake (off Brandon Emanuel)
- 5-15-04** Andy Tracy, Colorado Springs at Salt Lake (off Yoshi Mizuo)
- 7-28-04** Rich Thompson at Nashville (off Greg Jones)
- 4-10-05** Carlos Quentin, Tucson at Salt Lake (off Clayton Andrews)
- 5-28-05** Freddie Bynum at Sacramento (off Eric Cyr)
- 7-22-05** Brian Myrow, Las Vegas at Salt Lake (off Scott Schneider)
- 8-4-05** Brandon Berger, Memphis at Salt Lake (off Clayton Andrews)
- 8-5-05** Pete Zoccolillo, Memphis at Salt Lake (off Evan Thomas)
- 8-14-05** Shin-Soo Choo at Tacoma (off Scott Schneider)
- 7-2-06** Mike Rouse at Sacramento (off Jonathon Rouwenhorst)
- 7-22-06** Brian Barden, Tucson at Salt Lake (off Steven Shell)
- 7-23-06** Chris Young, Tucson at Salt Lake (off Jeff Heaverlo)
- 7-23-06** Brian Barden, Tucson at Salt Lake (off Matt Wilhite)
- 8-3-06** Chris Aguila, Albuquerque at Salt Lake (off Chris Bootcheck in game two of DH)
- 5-17-07** Scott McClain at Fresno (off Joe Saunders)
- 6-12-08** Charlton Jimerson, Tacoma at Salt Lake (off Nick Adenhardt)
- 8-16-08** Doug Bernier, Colorado Springs at Salt Lake (off Giancarlo Alvarado)
- 4-18-09** Josh Whitesell at Reno (off Jailen Peguero)
- 4-20-09** John Hester at Reno (off Anthony Ortega)
- 8-2-09** Kevin Howard at Las Vegas (off Mike MacDonald)
- 8-6-09** Shane Robinson, Memphis at Salt Lake (off Francisco Rodriguez)
- 6-12-10** Pedro Ciriaco at Reno (off Trevor Reckling)
- 6-27-10** Brandon Allen, Reno at Salt Lake (off Bobby Cassevah)
- 7-20-10** Ben Copeland at Fresno (off Tim Kiely)
- 8-16-10** Mat Gamel at Nashville (off Amalio Diaz)



Salt Lake Franchise Records

Walk-Off Home Runs (38)

Salt Lake Franchise Records

Pinch-Hit Home Runs by Salt Lake (6)

5-6-94	Bernardo Brito vs. Tacoma (2 run HR in the 9 <sup>th</sup> )
5-21-94	Bernardo Brito vs. Colorado Springs (Solo HR in the 10 <sup>th</sup> )
7-19-94	Marty Cordova vs. Tucson (3 run HR in the 10 <sup>th</sup> )
8-11-94	Jeff Carter vs. Colorado Springs (Solo HR in the 8 <sup>th</sup> , Game 2 of DH)
4-30-95	Rich Becker vs. Edmonton (Solo HR in the 9 <sup>th</sup> )
5-2-96	Brian Raabe vs. Albuquerque (Solo HR in the 11 <sup>th</sup> )
5-23-96	Jeff Horn vs. Tacoma (Solo HR in the 10 <sup>th</sup> )
6-3-96	Matt Lawton vs. Tucson (Grand Slam in the 9 <sup>th</sup> )
6-21-96	Brent Brede vs. Calgary (Grand Slam in the 12 <sup>th</sup> )
7-24-96	Damian Miller vs. Las Vegas (Solo HR in the 9 <sup>th</sup> )
6-14-97	Brent Brede vs. Colorado Springs (2 run HR in the 10 <sup>th</sup> )
8-3-98	Scott Stahoviak vs. New Orleans (3 run HR in the 9 <sup>th</sup> )
8-22-98	Brian Buchanan vs. Tucson (Pinch-Hit Solo HR in the 9 <sup>th</sup> )
8-21-99	Brian Buchanan vs. Calgary (2 run HR in the 7 <sup>th</sup> , Game 1 of DH)
5-26-00	Mario Valdez vs. Fresno (Solo HR in the 7 <sup>th</sup> , Game 1 of DH)
6-25-00	Brian Buchanan vs. Calgary (3 run HR in the 10 <sup>th</sup> )
7-28-00	Mike Moriarty vs. Las Vegas (Solo HR in the 7 <sup>th</sup> , Game 1 of DH)
4-14-01	Larry Barnes vs. Oklahoma (Solo HR in the 9 <sup>th</sup> )
5-13-01	Scott Morgan vs. Iowa (2 run HR in the 9 <sup>th</sup> )
5-14-01	Scott Morgan vs. Iowa (3 run HR in the 9 <sup>th</sup> )

5-21-01	Juan Tolentino vs. Omaha (2 run HR in the 10 <sup>th</sup> )
6-6-01	Larry Barnes vs. Tacoma (Solo in the 10 <sup>th</sup> )
5-13-02	Jamie Burke vs. Edmonton (2 run HR in the 10 <sup>th</sup> )
8-26-02	Alfredo Amezcaga vs. Tacoma (Solo HR in the 11 <sup>th</sup> )
4-8-05	Curtis Pride vs. Tucson ((2 run HR in the 10 <sup>th</sup> )
4-26-05	Chris Prieto vs. Portland (3 run HR in the 9 <sup>th</sup> )
6-24-06	Ryan Budde vs. Sacramento (Solo HR in the 10 <sup>th</sup> )
7-5-06	Mike Eylward vs. Colorado Springs (3 run HR in the 9 <sup>th</sup> )
4-6-07	Brandon Wood vs. Las Vegas (Solo HR in the 12th)
7-4-07	Matt Brown vs. Colorado Springs (Solo HR in the 9th)
4-17-08	Terry Evans vs. Las Vegas (Solo HR in the 11th)
7-11-08	Sean Rodriguez vs Sacramento (3 run HR in the 10th)
8-19-08	Bobby Wilson vs Colorado Springs (Solo HR in the 10th)
5-14-09	Matt Brown vs Omaha (3 run HR in the 9th off Josh Newman)
5-30-09	Adam Pavkovich vs Reno (Grand Slam in the 9th in game two of DH off Abe Woody)
9-5-09	Ryan Budde vs Sacramento (2 run HR in the 9th off Sam Demel)
4-18-10	Michael Ryan vs Tacoma (3 run HR in the 9th off Chad Cordero)
8-9-10	Luis Figueroa vs New Orleans (3 run HR in the 10th off Scott Strickland)

8-30-97	David Ortiz at Las Vegas (Solo HR off Marc Kroon in the 9th)
5-2-98	Brian Buchanan vs Colorado Springs (Solo HR off Mike Farmer in the 8th)
8-26-07	Tommy Murphy at Colorado Springs (Solo HR off Todd Williams in the 9th)

7-23-08	Sean Rodriguez vs Oklahoma (Solo HR off Kiko Calero in the 9th)
8-2-09	Flint Wipke at Las Vegas (2 run HR off Davis Romero in the 4th)
5-1-10	Cory Aldridge vs Portland (Grand Slam off Greg Burke in the 6th)

Pinch-Hit Home Runs by Opponents (7)

6-2-94	Greg PirkI, Calgary at SLC (3 run HR off Kevin Campbell in the 9th)
8-11-94	Alan Cockrell, Colorado Springs at SLC (3 run HR off Scott Watkins in the 6th)
6-17-95	Doug Saunders, Tacoma at SLC (3 run HR off Scott Watkins in the 7th)
5-1-97	Kevin Reimer, Tacoma at SLC (Solo HR off Keith Linebarger in the 8th)

4-28-00	Alex Cabrera, Tucson at SLC (Solo HR off Todd Rizzo in the 9th)
8-11-01	Juan Thomas at Tacoma (2 run walk-off HR off Bart Miadich in the 9th)
4-28-07	David Castillo, Sacramento at SLC (2 run HR off Greg Jones in the 9th)

Walk-Off Home Runs By Opponents (20)

5-12-94	Melvin Nieves at Las Vegas (2 run HR in the 9th)
7-28-94	Chris Jones at Colorado Springs (2 run HR in the 9th)
8-7-94	J.R. Phillips at Phoenix (Solo HR in the 11th)
8-21-94	Mitch Lyden at Edmonton (2 run HR in the 10th)
5-28-96	James Bonnici at Tacoma (Solo HR in the 11th)
6-16-96	Brian Richardson at Albuquerque (3 run HR in the 10th)
7-27-96	Chris Widger at Tacoma (2 run HR in the 9th)
8-10-06	Pedro Castellano at Colorado Springs (3 run HR in the 9th)
5-17-97	Steve Decker at Tacoma (Solo HR in the 10th)
8-18-97	Edgard Velazquez at Colorado Springs (2 run HR in the 12th)
8-22-00	Ross Gload at Iowa (Solo HR in the 10th)

7-13-02	Bobby Hill at Iowa (Solo HR in the 12th)
8-15-04	Ramon Vazquez at Portland (2 run HR in the 9th)
5-5-05	Josh Barfield at Portland (3 run HR in the 10th)
5-23-05	Matt Cepicky at New Orleans (3 run HR in the 9th)
7-13-06	Hiram Bocachica at Sacramento (3 run HR in the 9th)
9-8-07	Danny Putnam at Sacramento (Game 4 of Pacific Conf. Champ. Series) (3 run HR in the 10th)
6-12-09	Chris Roberson at Reno (3 run HR in the 11th off Jeremy Hill)
8-19-10	Mark Hamilton at Memphis (Solo HR in the 9th off Bobby Mosebach)



Salt Lake Franchise Records

SALT LAKE REGULAR SEASON SHUTOUT HISTORY

SHUTOUTS FOR SL: 78 (34 Home, 44 Road)

4-23-95 at Vancouver (3-0)  
5-29-95 vs Colorado Springs (4-0)  
7-2-95 at Tacoma (8-0)  
7-9-95 vs Tacoma (8-0)  
8-24-95 vs Calgary (4-0)  
4-14-96 vs Las Vegas (2-0, 7 innings, game 2 of DH)  
5-30-96 at Tacoma (6-0)  
6-23-96 vs Calgary (1-0)  
8-1-96 vs Albuquerque (3-0)  
8-30-96 at Phoenix (2-0)  
4-11-97 vs Calgary (4-0)  
4-26-97 vs Phoenix (3-0)  
5-29-97 at Edmonton (6-0)  
6-7-97 vs Las Vegas (10-0)  
8-22-97 vs Albuquerque (4-0)  
4-19-98 at Tacoma (9-0)  
5-2-98 vs Colorado Springs (13-0)  
5-29-98 at Memphis (3-0)  
6-4-98 vs Edmonton (11-0)  
6-10-98 vs Las Vegas (5-0)  
6-17-98 at Fresno (1-0)  
7-1-98 at Calgary (5-0)  
7-31-98 at Tucson (12-0)  
8-8-98 vs Fresno (3-0, 7 innings, game 2 of DH)  
8-31-98 at Albuquerque (13-0)  
4-26-99 at Nashville (2-0)  
8-26-99 at Tucson (3-0)  
4-16-00 vs Sacramento (2-0)  
5-24-00 vs Fresno (4-0)  
6-16-00 at Nashville (1-0, 7 innings, game 1 of DH)  
9-1-00 vs Tacoma (5-0)  
4-9-01 at New Orleans (6-0)  
4-28-01 at Memphis (5-0)  
5-31-01 at Omaha (1-0, 7 innings, game 1 of DH)  
6-27-01 vs Fresno (3-0)  
4-16-02 at Oklahoma (5-0)  
5-9-02 vs Colorado Springs (3-0)  
6-15-02 vs Tucson (1-0, 7 innings, game 2 of DH)  
6-28-02 at Edmonton (6-0)  
8-25-02 at Portland (8-0)  
5-5-03 at Albuquerque (5-0)  
6-30-03 at Edmonton (8-0)  
7-18-03 at Portland (7-0)  
7-23-03 at Tucson (3-0)  
8-30-03 at Tacoma (2-0)  
8-24-04 vs Las Vegas (6-0)  
5-3-05 at Portland (1-0)  
6-25-05 vs Tacoma (10-0)  
7-23-05 vs Las Vegas (4-0, 7 innings, game 1 of DH)  
4-12-06 at Las Vegas (4-0)  
4-19-06 vs Tucson (6-0)  
4-27-06 at Tacoma (3-0)  
5-14-06 at Iowa (6-0)  
5-22-06 vs New Orleans (9-0)  
5-24-06 vs New Orleans (8-0)  
6-23-06 vs Sacramento (1-0)  
6-26-06 at Colorado Springs (5-0)  
7-3-06 at Sacramento (3-0)

SHUTOUTS AGAINST SL: 88 (29 Home, 59 Road)

4-10-94 at Vancouver (1-0, 7 innings, game 1 of DH)  
5-20-94 vs Colorado Springs (7-0)  
5-23-94 vs Colorado Springs (7-0)  
7-7-94 vs Albuquerque (2-0)  
8-2-94 at Tucson (10-0)  
8-14-94 vs Phoenix (8-0)  
4-12-95 vs Vancouver (5-0)  
4-25-95 at Tacoma (4-0)  
6-1-95 at Edmonton (6-0)  
6-9-95 at Calgary (2-0)  
6-13-95 at Colorado Springs (3-0)  
8-29-95 at Vancouver (2-0)  
7-3-96 at Calgary (5-0)  
8-16-96 at Albuquerque (4-0)  
4-3-97 at Albuquerque (1-0, Opening Night)  
4-15-97 vs Albuquerque (10-0)  
5-6-97 at Las Vegas (1-0, 12 innings)  
6-27-97 at Vancouver (4-0, 7 innings, game 2 of DH, no-hitter)  
5-12-98 at Oklahoma (1-0)  
6-15-98 at Fresno (1-0)  
7-16-98 at Tucson (5-0)  
8-27-98 at Omaha (5-0)  
4-29-99 at Memphis (3-0)  
5-8-99 at Iowa (3-0, 7 innings, game 2 of DH)  
6-15-99 at New Orleans (2-0)  
6-23-99 vs Vancouver (9-0)  
4-7-00 at Tacoma (4-0)  
6-21-00 at Memphis (1-0)  
5-26-01 at Iowa (7-0)  
5-28-01 at Iowa (1-0)  
8-17-01 at Portland (7-0)  
4-18-02 at Oklahoma (1-0, 11 innings)  
4-19-02 at Oklahoma (2-0)  
4-22-02 vs Calgary (7-0, 7 innings, game 2 of DH)  
5-17-02 at Memphis (2-0)  
8-1-02 at Iowa (3-0)  
8-6-02 vs Nashville (3-0)  
8-31-02 vs Memphis (4-0)  
4-16-03 vs Sacramento (2-0, 7 innings, game 1 of DH)  
4-22-03 at Fresno (1-0)  
6-14-03 at Fresno (1-0, 7 innings, game 1 of DH)  
6-20-03 at Sacramento (7-0)  
7-8-03 vs Edmonton (7-0)  
8-28-03 vs Edmonton (2-0)  
4-24-04 vs Portland (5-0)  
5-9-04 at Tacoma (1-0, 7 innings, game 1 of DH)  
6-17-04 at Tacoma (7-0, 7 innings, game 2 of DH)  
7-19-04 at Sacramento (3-0)  
7-28-04 at Nashville (12-0)  
8-27-04 at Edmonton (3-0)  
5-5-05 at Portland (3-0)  
5-8-05 at Tacoma (1-0)  
5-12-05 vs Omaha (3-0, 7 innings, game 1 of DH)  
5-17-05 vs Iowa (4-0, 7 innings, game 1 of DH)  
5-27-05 at Sacramento (1-0)  
4-28-06 at Tacoma (1-0)  
5-15-06 at Iowa (6-0)  
5-19-06 vs Oklahoma (2-0)

Salt Lake Franchise Records

SHUTOUTS AGAINST SL: 88 (29 Home, 59 Road)

6-25-06 vs Sacramento (1-0)  
7-14-06 at Sacramento (4-0)  
8-29-06 at Tacoma (2-0)  
8-31-06 at Tacoma (3-0)  
4-28-07 vs Sacramento (10-0)  
5-1-07 at Portland (2-0)  
7-1-07 at Tacoma (10-0)  
7-22-07 at Sacramento (1-0)  
8-18-07 at Fresno (2-0)  
5-7-08 vs Albuquerque (5-0)  
6-14-08 vs Las Vegas (3-0, 7 innings, game 1 of DH)  
7-5-08 vs Tucson (6-0)  
7-20-08 at Fresno (1-0)  
8-18-08 vs Colorado Springs (9-0)  
4-24-09 at Tacoma (14-0)  
5-28-09 at Round Rock (6-0)  
5-29-09 vs Reno (4-0)  
6-18-09 at Sacramento (9-0)  
8-8-09 vs Memphis (8-0)  
8-14-09 at Oklahoma City (5-0, no-hitter)  
8-18-09 at New Orleans (5-0)  
8-19-09 at New Orleans (1-0)  
4-8-10 at Las Vegas (2-0)  
4-22-10 vs Las Vegas (2-0, seven innings, game 2 of DH)  
5-28-10 vs Fresno (8-0)  
6-21-10 at Sacramento (4-0)  
6-22-10 vs Tacoma (8-0, seven innings, game 1 of DH)  
7-21-10 at Fresno (4-0)  
8-2-10 at Portland (3-0)  
8-21-10 vs Sacramento (3-0)

SHUTOUTS BY TEAM

SHUTOUTS FOR SL VS:

Tacoma	10 (4 home, 6 at Tacoma)
Las Vegas	8 (6 home, 2 at Las Vegas)
Fresno	8 (5 home, 3 at Fresno)
Portland	7 (0 home, 7 at Portland)
Colorado Springs	6 (5 home, 1 at Colorado Springs)
Tucson	6 (2 home, 4 at Tucson)
Albuquerque	4 (2 home, 2 at Albuquerque)
Calgary	4 (3 home, 1 at Calgary)
Edmonton	4 (1 home, 3 at Edmonton)
New Orleans	4 (2 home, 2 at New Orleans)
Sacramento	4 (2 home, 2 at Sacramento)
Memphis	3 (0 home, 3 at Memphis)
Iowa	3 (1 home, 2 at Iowa)
Nashville	2 (0 home, 2 at Nashville)
Phoenix	2 (1 home, 1 at Phoenix)
Oklahoma City	1 (0 home, 1 at Oklahoma City)
Omaha	1 (0 home, 1 at Omaha)
Vancouver	1 (0 home, 1 at Vancouver)

SHUTOUTS AGAINST SL VS:

Tacoma	11 (1 home, 10 at Tacoma)
Sacramento	11 (4 home, 7 at Sacramento)
Iowa	6 (1 home, 5 at Iowa)
Fresno	6 (1 home, 5 at Fresno)
Albuquerque	5 (3 home, 2 at Albuquerque)
Memphis	5 (2 home, 3 at Memphis)
Oklahoma City	5 (1 home, 4 at Oklahoma City)
Vancouver	5 (2 home, 3 at Vancouver)
Portland	5 (1 home, 4 at Portland)
Las Vegas	5 (2 home, 3 at Las Vegas)
Colorado Springs	4 (3 home, 1 at Colorado Springs)
Edmonton	4 (2 home, 2 at Edmonton)
New Orleans	3 (0 home, 3 at New Orleans)
Tucson	3 (1 home, 2 at Tucson)
Calgary	3 (1 home, 3 at Calgary)
Nashville	2 (1 home, 1 at Nashville)
Omaha	2 (1 home, 1 at Omaha)
Phoenix	1 (1 home, 0 at Phoenix)
Reno	1 (1 home, 0 at Reno)
Round Rock	1 (0 home, 1 at Round Rock)



Salt Lake Franchise Records

SALT LAKE SERIES SWEEPS (3 OR MORE GAMES)

Salt Lake Franchise Records

SHUTOUTS BY BALLPARK

SHUTOUTS FOR SL AT:		SHUTOUTS AGAINST SL AT:	
Spring Mobile Ballpark	34	Spring Mobile Ballpark	29
PGE Park, Portland	7	Cheney Stadium, Tacoma	10
Cheney Stadium, Tacoma	6	Raley Field, Sacramento	7
Tucson Electric Park	4	Principal Park, Iowa	5
Telus Field, Edmonton	3	Chukchansi Park, Fresno	4
Chukchansi Park, Fresno	2	PGE Park, Portland	4
Raley Field, Sacramento	2	AT&T Bricktown Ballpark, OKC	4
Zephyr Field, New Orleans	2	Nat Bailey Stadium, Vancouver	3
Principal Park, Iowa	2	Zephyr Field, New Orleans	3
Auto Zone Park, Memphis	2	Auto Zone Park, Memphis	3
Cashman Field, Las Vegas	2	Cashman Field, Las Vegas	3
Greer Stadium, Nashville	2	Telus Field, Edmonton	2
AT&T Bricktown Ballpark, OKC	1	Foothill Stadium, Calgary	2
Rosenblatt Stadium, Omaha	1	Sports Stadium, Albuquerque	2
Security Service Field, CSP	1	Security Service Field, CSP	1
Foothill Stadium, Calgary	1	Hi Corbett Field, Tucson	1
Isotopes Field, Albuquerque	1	Greer Stadium, Nashville	1
Beiden Field, Fresno	1	Beiden Field, Fresno	1
Sports Stadium, Albuquerque	1	Tucson Electric Park	1
Scottsdale Stadium, Phoenix	1	Tim McCarver Stadium, Memphis	1
Nat Bailey Stadium, Vancouver	1	Rosenblatt Stadium, Omaha	1
Tim McCarver Stadium, Memphis	1		

ALL-TIME 1-0 GAMES AT SPRING MOBILE BALLPARK

June 23, 1996	Salt Lake 1 Calgary 0	July 30, 2007	Salt Lake 1 Iowa 0
June 23, 2006	Salt Lake 1 Sacramento 0	April 16, 2008	Salt Lake 1 Las Vegas 0
June 25, 2006	Sacramento 1 Salt Lake 0	June 16, 2009	Salt Lake 1 Colorado Springs 0

SALT LAKE POSTSEASON SHUTOUT HISTORY

SHUTOUTS FOR SL: 3 (0 Home, 3 Road)	SHUTOUTS AGAINST SL: 3 (0 Home, 3 Road)
9-11-04 at Vancouver (1-0, 14 innings, game 4 of series)	9-6-96 at Edmonton (6-0, game 3 of series)
9-6-95 at Vancouver (4-0, game 1 of series)	9-8-99 at Vancouver (1-0, 11 innings, game 1 of series)
9-6-02 at Oklahoma (1-0, game 3 of series)	9-7-00 at Sacramento (4-0, game 2 of series)

SWEEPS FOR SL: 42 (25 Home, 17 Road)	SWEEPS AGAINST SL: 39 (10 Home, 29 Road)
8/8-11/94 vs Colorado Springs (4)	7/4-7/94 vs Albuquerque (4)
8/7-10/95 vs Vancouver (4)	8/25-28/94 at Albuquerque (4)
4/12-15/96 vs Las Vegas (4)	6/14-17/95 at Tacoma (5)
6/17-20/96 vs Tucson (4)	8/28-31/95 at Vancouver (4)
7/23-26/96 vs Las Vegas (4)	5/24-27/97 at Vancouver (4)
8/22-25/96 vs Colorado Springs (4)	7/26-29/97 at Phoenix (4)
8/30-9/2/96 at Phoenix (4)	5/9-12/98 at Oklahoma (4)
6/5-8/97 vs Las Vegas (4)	6/28-30/98 at Edmonton (4)
6/4-7/98 vs Edmonton (4)	9/4-6/98 vs Iowa (3)
7/25-28/98 at Colorado Springs (4)	4/27-30/99 at Memphis (4)
8/2-5/98 vs New Orleans (4)	7/23-26/99 vs Colorado Springs (4)
4/13-15/99 at Tacoma (3)	7/31-8/3/99 at Vancouver (4)
9/3-6/99 at Albuquerque (4)	7/7-9/00 at Sacramento (3)
5/12-14/00 vs Las Vegas (3)	8/31-9/3/01 at Iowa (4)
5/23-26/00 vs Fresno (4)	4/12-15/02 at New Orleans (4)
6/9-12/00 vs Oklahoma (4)	7/11-14/02 at Iowa (4)
6/14-17/00 at Nashville (4)	4/11-14/03 vs Fresno (4)
7/26-29/00 vs Las Vegas (5)	6/17-20/03 at Sacramento (4)
4/26-29/01 at Memphis (4)	7/10-13/03 at Colorado Springs (4)
6/30-7/3/01 vs Sacramento (4)	8/24-28/03 vs Edmonton (5)
6/22-25/02 vs Iowa (4)	5/20-23/04 at Oklahoma (4)
6/30-7/3/02 at Calgary (4)	6/1-4/04 at Tucson (4)
7/27-30/02 at Colorado Springs (4)	7/15-18/04 vs Edmonton (4)
5/19-22/03 at Portland (4)	7/19-22/04 at Sacramento (4)
5/31-6/3/03 at Tucson (4)	8/13-16/04 at Portland (4)
7/17-20/03 at Portland (4)	5/6-8/05 at Tacoma (3)
4/16-19/04 at Fresno (4)	8/8-11/05 vs Nashville (4)
6/9-12/05 vs Fresno (3)	6/8-11/06 at Tucson (4)
6/21-24/05 vs Colorado Springs (4)	7/13-16/06 at Sacramento (4)
8/29-9/1/05 vs Colorado Springs (4)	6/2-5/07 at New Orleans (4)
9/2-5/05 at Las Vegas (4)	7/12-15/07 at Las Vegas (4)
6/16-19/06 vs Las Vegas (5)	7/20-23/07 at Sacramento (4)
7/7-9/06 vs Sacramento (3)	8/18-21/07 at Fresno (4)
7/17-20/06 at Fresno (4)	7/4-6/08 vs Tucson (3)
8/10-13/07 vs Portland (4)	8/12-15/08 at Sacramento (4)
4/3-6/08 at Las Vegas (4)	6/18-21/09 at Sacramento (4)
4/7-10/08 at Tucson (4)	7/20-23/09 vs Fresno (4)
4/16-18/08 vs Las Vegas (3)	8/14-17/09 at Oklahoma City (4)
4/19-21/08 at Portland (3)	7/4-7/10 vs Tacoma (4)
4/24-27/08 vs Fresno (4)	
7/7-10/08 vs Tacoma (4)	
8/31-9/2/10 vs Fresno (4)	



# Salt Lake Franchise Records

## Attendance Records

Largest Home Crowd ..... 16,531 vs Albuquerque, July 24, 2000 (L 10-9)  
Smallest Home Crowd ..... 2,354 vs Las Vegas, April 15, 2009 (W 11-4 & L 6-4)  
Largest Road Crowd ..... 22,864 at Omaha, July 4, 2001 (W 6-3)  
Smallest Road Crowd ..... 1,314 at Tucson, May 7, 1995 (W 12-8)

YEAR	TOTAL	DATES	AVERAGE	TOP TEN ATTENDANCE FIGURES AT SPRING MOBILE BALLPARK	
1994	713,224	70	10,189	1) 16,531	July 24, 2000 vs Albuquerque (L 10-9)
1995	637,332	67	9,512	2) 16,521	July 24, 2004 vs Portland (W 7-4)
1996	621,027	71	8,747	3) 16,487	July 4, 2002 vs Omaha (L 8-5)
1997	578,107	70	8,259	4) 16,370	July 24, 1999 vs Colorado Springs (L 9-8)
1998	554,107	70	8,158	5) 16,359	July 24, 2001 vs Edmonton (W 5-4)
1999	505,547	63	8,025	6) 16,331	July 3, 2001 vs Sacramento (W 6-5)
2000	511,423	71	7,203	7) 16,321	July 24, 2003 vs Tucson (L 5-1)
2001	470,649	71	6,629	8) 16,300	July 4, 1999 vs Las Vegas (L 2-1)
2002	460,839	70	6,583	9) 16,227	July 24, 2002 vs Omaha (W 6-4)
2003	474,647	68	6,890	10) 16,121	July 4, 2004 vs Tacoma (L 6-5)
2004	448,153	69	6,494		
2005	437,686	64	6,838		
2006	451,938	69	6,550		
2007	466,123	71	6,565		
2008	500,780	71	7,053		
2009	492,321	68	7,240		
2010	510,484	70	7,293		
TOTAL	8,834,999	1171	7,545		

## MISCELLANEOUS TEAM MILESTONES & RECORDS

1st win	April 9, 1994	Buzz 10 at Vancouver 3 (Game 2 DH)	WP- Oscar Munoz
100th win	May 26, 1995	Buzz 4 vs. Albuquerque 2	WP- LaTroy Hawkins
200th win	July 11, 1996	Buzz 2 at Tucson 1	WP- LaTroy Hawkins
300th win	August 22, 1997	Buzz 4 vs Albuquerque 0	WP- Travis Baptist
400th win	May 28, 1999	Buzz 8 at Edmonton 6	WP- Gus Gandarillas
500th win	June 17, 2000	Buzz 4 at Nashville 3	WP- Gus Gandarillas
600th win	July 8, 2001	Stingers 3 at Omaha 2	WP- Brian Cooper
700th win	August 27, 2002	Stingers 8 vs Tacoma 4	WP- Bart Miadich
800th win	June 26, 2004	Stingers 4 at Tucson 2	WP- Steve Green
900th win	August 31, 2005	Stingers 6 vs Colorado Springs 5	WP- Chris Hunter
1000th win	April 27, 2007	Bees 7 vs Sacramento 5	WP- Kasey Olenberger
1100th win	June 8, 2008	Bees 6 at Colorado Springs 3	WP-Dustin Moseley
1200th win	August 6, 2009	Bees 9 vs Memphis 8	WP-Francisco Rodriguez

# Salt Lake Franchise Records

## Opening Day

OVERALL (11-5)				HOME (9-7)		
YEAR	W/L	SCORE/OPP.	ATT.	W/L	SCORE/OPP.	ATT.
1994	L	2-1 at Vancouver (7 inn.)	(3,628)	L	7-1 vs. Edmonton	(14,611)
1995	W	8-7 at Albuquerque (10 inn.)	(6,336)	W	8-4 vs. Vancouver	(10,754)
1996	W	4-3 at Phoenix	(3,646)	W	8-3 vs. Calgary	(10,252)
1997	L	1-0 at Albuquerque	(3,570)	L	5-2 vs. Calgary	(7,508)
1998	L	15-5 vs. Tacoma	(7,037)	L	15-5 vs. Tacoma	(7,037)
1999	L	6-1 vs. Iowa	(6,647)	L	6-1 vs. Iowa	(6,647)
2000	W	7-6 at Tacoma	(4,238)	L	5-3 vs. Fresno	(7,176)
2001	W	9-2 at Oklahoma	(6,565)	W	7-2 vs. Oklahoma	(6,682)
2002	W	5-1 vs. Portland	(7,498)	W	5-1 vs. Portland	(7,498)
2003	L	8-4 at Las Vegas	(4,722)	L	7-4 vs. Fresno	(11,015)
2004	W	8-4 vs. Fresno	(7,130)	W	8-4 vs. Fresno	(7,130)
2005	W	7-2 vs. Tucson	(6,551)	W	7-2 vs. Tucson	(6,551)
2006	W	9-3 at Tucson	(9,373)	W	6-1 vs. Portland	(9,511)
2007	W	4-3 vs. Las Vegas	(8,327)	W	4-3 vs. Las Vegas	(8,327)
2008	W	6-3 at Las Vegas	(6,785)	L	11-9 vs. Portland	(11,499)
2009	W	6-2 vs Reno	(10,157)	W	6-2 vs Reno	(10,157)
2010	L	2-0 at Las Vegas	(5,456)	L	13-11 vs Tacoma (10 inn)	(15,057)

## Postponements At Home (45)

1994	April 27, August 10
1995	May 23, May 24, August 21
1996	April 13
1997	April 9
1998	April 12, April 13, April 14
1999	April 9, April 20, May 3, May 4, July 7, August 20
2000	May 11, May 25
2001	May 3
2002	April 20, April 27
2003	April 15, April 18, May 9, June 23
2004	May 28, July 17
2005	April 11, April 21, April 28, May 10, May 11, May 16, June 6, June 11
2006	April 17, May 4, August 2
2007	July 25
2008	April 15
2009	April 9, April 14, April 26, July 24
2010	April 21, April 29

ALL-TIME BY MONTH	
April	21
May	13
June	3
July	4
August	4
September	0



Salt Lake Franchise Records

PCL Players of the Week

	BATTERS	PITCHERS
2010	Peter Bourjos, July 5-11 Nick Gorneault, August 9-15	None
2009	Sean Rodriguez, August 10-16	Brad Salmon, July 16-19 Sean O'Sullivan, July 27-August 2
2008	Matt Brown, April 3-13	None Sean Rodriguez, July 7-13 Jonathon Rouwenhorst, April 30-May 6
2007	None	Kasey Olenberger, May 8-14
2006	Kendrys Morales, May 15-21 Howie Kendrick May 29-June 4	Steven Shell, June 12-18 Jered Weaver, June 19-25
2005	Nick Gorneault, August 29-September 5	None
2004	Adam Riggs, August 9-15	Chris Bootcheck, August 23-29
2003	None	None
2002	Larry Barnes, May 27-June 2 Robb Quinlan, July 22-28 Rick Short, August 26-September 2	None
2001	Jose Fernandez, April 4-15 Larry Barnes, June 4-10	None
2000	Jay Canizaro, April 17-23 Mario Valdez, May 22-28 Mario Valdez, June 26-July 2 Torii Hunter, July 10-16	Mike Lincoln, May 22-28
1999	Midre Cummings, July 5-11	Frank Rodriguez, May 3-9
1998	None	Frank Rodriguez, June 29-July 5
1997	Pedro Castellano, April 13-19 Jon Shave, July 13-19	LaTroy Hawkins, April 3-12 Dave Stevens, May 25-31 Travis Baptist, August 17-23 Brett Roberts, May 26-June 1 Scott Kligenbeck, June 23-29 LaTroy Hawkins, July 28-August 3
1996	Todd Walker, April 28-May 4 Brent Brede, May 5-11 Brian Raabe, July 21-27 Todd Walker, August 11-17 Todd Walker, August 25-31	
1995	Rich Becker, May 1-7 Steve Dunn, June 12-18 Brian Raabe, June 19-25 Patrick Lennon, July 24-30	LaTroy Hawkins, August 21-27
1994	Tim McIntosh, May 1-7 Bernardo Brito, May 15-21 Marty Cordova, June 5-11 Scott Stahoviak, July 24-30	Eddie Guardado, July 31-August 6 Mo Sanford, August 14-20

Salt Lake Franchise Records

Season By Season Won-Loss Records

1994	74-70	.514	2 <sup>nd</sup> /3 <sup>rd</sup> North	Scott Ullger	(Lost 1 <sup>st</sup> round)
1995	79-65	.549	2 <sup>nd</sup> /1 <sup>st</sup> North	Phil Roof	(Lost PCL Finals)
1996	78-66	.542	5 <sup>th</sup> /2 <sup>nd</sup> North	Phil Roof	(Lost 1 <sup>st</sup> round)
1997	72-71	.503	4 <sup>th</sup> /3 <sup>rd</sup> North	Phil Roof	
1998	79-64	.552	2 <sup>nd</sup> South	Phil Roof	
1999	73-68	.518	1 <sup>st</sup> South	Phil Roof	(Lost 1 <sup>st</sup> round)
2000	90-53	.629	1 <sup>st</sup> North	Phil Roof	(Lost PCL Finals)
2001	79-64	.552	2 <sup>nd</sup> Central	Garry Templeton	
2002	78-66	.542	1 <sup>st</sup> Central	Mike Brumley	(Lost PCL Finals)
2003	68-75	.476	3 <sup>rd</sup> North	Mike Brumley	
2004	56-88	.389	4 <sup>th</sup> North	Mike Brumley	
2005	79-65	.549	2 <sup>nd</sup> North	Dino Ebel	
2006	81-63	.563	1 <sup>st</sup> North	Brian Harper	(Lost 1 <sup>st</sup> round)
2007	74-69	.517	1 <sup>st</sup> North	Brian Harper	(Lost 1 <sup>st</sup> round)
2008	84-60	.583	1 <sup>st</sup> North	Bobby Mitchell	(Lost 1 <sup>st</sup> round)
2009	72-71	.503	3 <sup>rd</sup> North	Bobby Mitchell	
2010	73-71	.507	2nd North	Bobby Mitchell	
TOTAL	1289-1149	.529			

ALL-TIME PLAYOFF HISTORY (22-30, 3-9 IN SERIES)

1994:	Lost North Division Championship Series to Vancouver 3-2
1995:	Won North Division Championship Series vs Vancouver 3-1
1995:	Lost Pacific Coast League Finals Series to Colorado Springs 3-2
1996:	Lost North Division Championship Series to Edmonton 3-1
1999:	Lost Pacific Conference Championship Series to Vancouver 3-2
2000:	Won Pacific Conference Championship Series vs Sacramento 3-2
2000:	Lost Pacific Coast League Finals Series to Memphis 3-1
2002:	Won American Conference Championship Series vs Oklahoma 3-0
2002:	Lost Pacific Coast League Finals Series to Edmonton 3-1
2006:	Lost Pacific Conference Championship Series to Tucson 3-1
2007:	Lost Pacific Conference Championship Series to Sacramento 3-2
2008:	Lost Pacific Conference Championship Series to Sacramento 3-1

Career Managerial Records

1994	Scott Ullger	74-70	.514
1995-2000	Phil Roof	471-387	.549
2001	Garry Templeton	79-64	.552
2002-2004	Mike Brumley	202-229	.469
2005	Dino Ebel	79-65	.549
2006-2007	Brian Harper	155-132	.540
2008-2010	Bobby Mitchell	229-202	.531



# Salt Lake Franchise Records

## Major League Affiliation Records

Minnesota Twins	(1994-2000)	545-457	.544
Angels	(2001-2010)	744-692	.518

## HOME-ROAD RECORDS

At Spring Mobile Ballpark:	693-530	.567
On the Road:	596-619	.491

## All-Time Salt Lake Pacific Coast League Record

YEAR	RECORD	AVERAGE
1915-2010	3985-3849	.509



Alexi Amarista

# Salt Lake Franchise Records

## Team Season Records

### General Team Records

Most Games Played	144	1994, 1995, 1996, 2002, 2004, 2005, 2006, 2008, 2010
Fewest Games Played	141	1999
Most Games Won	90	2000
Fewest Games Won	56	2004
Most Games Lost	88	2004
Fewest Games Lost	53	2000
Highest Win Percentage	.629	2000
Lowest Win Percentage	.389	2004
Most Home Wins	46	2000
Fewest Home Wins	32	2004
Most Home Losses	40	2004
Fewest Home Losses	27	1995, 2000
Most Road Wins	44	2000
Fewest Road Wins	24	2004
Most Road Losses	48	2004
Fewest Road Losses	26	2000
Most Extra Inning Games	17	1996
Fewest Extra Inning Games	3	1999
Most Extra Inning Games Won	11	1996
Most Extra Inning Games Lost	9	2004
Highest Win Percentage, X-Inning Games	.875	2006 (7-1)
Lowest Win Percentage, X-Inning Games	.182	2004 (2-9)
Most One Run Games	50	1996 (31-19)
Most One Run Games Won	31	1996
Most One Run Games Lost	23	2001, 2003, 2004
Fewest One Run Games	31	1997
Fewest One Run Games Won	9	1997
Fewest One Run Games Lost	13	2008
Highest Win Percentage, One Run Games	.631	2006 (24-14)
Lowest Win Percentage, One Run Games	.290	1997 (9-22)
Most Games Shutout	8	2009
Fewest Games Shutout	2	1996, 2000
Most Wins in Calendar Month	23	April, 2008
Most Losses in Calendar Month	21	May, 2004
Most Wins vs One Team	14	Las Vegas, 2000
Most Losses vs One Team	13	Portland, 2004
Most Players Used	65	2010
Fewest Players Used	37	1994
Most Pitchers Used	65	2010
Fewest Pitchers Used	19	1998

### Hitting Records

Highest Batting Average	.312	2000
Lowest Batting Average	.273	2009
Highest Slugging Pct.	.509	2000
Lowest Slugging Pct.	.428	2003
Highest On Base Pct.	.381	2000
Lowest On Base Pct.	.342	2009
Most At-Bats	5,095	1994
Fewest At-Bats	4,736	1999
Most Runs Scored	1,016	2000
Fewest Runs Scored	725	2003
Most Hits	1,580	2000
Fewest Hits	1,322	2009
Most Singles	1,085	1994
Fewest Singles	871	2009
Most Doubles	358	2000
Fewest Doubles	256	2010
Most Triples	88	2002
Fewest Triples	29	2008
Most Home Runs	185	2000
Fewest Home Runs	106	2003
Most Grand Slams	8	2000
Fewest Grand Slams	1	2007
Most Walk-Off Home Runs	5	2001
Fewest Walk-Off Home Runs	0	2003 & 2004
Most Extra Base Hits	585	2000
Fewest Extra Base Hits	435	2010
Most Total Bases	2,577	2000
Fewest Total Bases	2,092	2009
Most Runs Batted In	970	2000
Fewest Runs Batted In	685	2003
Most Left On Base	1,095	1994
Fewest Left On Base	960	2001
Most Bases on Balls	562	2000
Fewest Bases on Balls	359	2002
Most Intentional Walks	48	1996
Fewest Intentional Walks	8	2007
Most Strikeouts	1,034	1997
Fewest Strikeouts	712	1995
Most Stolen Bases	145	2003
Fewest Stolen Bases	84	1999
Most Caught Stealing	94	2006
Fewest Caught Stealing	36	2000
Most Sacrifice Bunts	56	2005
Fewest Sacrifice Bunts	11	2003
Most Sacrifice Flies	70	2000
Fewest Sacrifice Flies	38	2001
Most Hit By Pitch	70	1996
Fewest Hit By Pitch	34	2004, 2005
Most Ground Into DPs	138	2007
Fewest Ground Into DPs	90	2001
Most Games Shutout	8	2009, 2010
Fewest Games Shutout	2	1996, 2000



Salt Lake Franchise Records

Fielding Records

Highest Percentage	.981	1995
Lowest Percentage	.971	1994, 1999
Fewest Errors	103	1995
Most Errors	156	1997, 1999
Most Double Plays	182	2005
Fewest Double Plays	128	1994
Most Triple Plays	1	1994, 2001, 2003, 2006
Most Putouts	3855	1996
Fewest Putouts	3611	1999
Most Assists	1661	1996
Fewest Assists	1456	2001
Most Passed Balls	17	2002
Fewest Passed Balls	2	2010
Most Runners Caught Stealing	72	2001
Fewest Runners Caught Stealing	37	2005
Most Stolen Bases Against	150	2004
Fewest Stolen Bases Against	73	2002
Highest Caught Stealing Percentage	.463	2002
Lowest Caught Stealing Percentage	.250	2004

Pitching Records

Lowest Earned Run Average	4.33	2002
Highest Earned Run Average	5.70	2004
Most Complete Games	13	1996
Fewest Complete Games	1	2005, 2010
Most Shutouts	10	1998, 2006
Fewest Shutouts	0	1994
Most Saves	40	1995, 2000, 2005
Fewest Saves	24	2004
Most Innings Pitched	1,285.0	1996
Fewest Innings Pitched	1,203.2	1999
Most Hits Allowed	1,515	2004
Fewest Hits Allowed	1,320	2001
Most Runs Allowed	900	2004
Fewest Runs Allowed	716	2001
Most Earned Runs Allowed	785	2004
Fewest Earned Runs Allowed	614	2002
Most Home Runs Allowed	173	2008
Fewest Home Runs Allowed	116	1995
Most Grand Slams Allowed	6	1998, 1999, 2001, 2005
Fewest Grand Slams Allowed	1	2007
Most Hit Batters	66	2002
Fewest Hit Batters	34	1995
Most Bases on Balls	538	2004
Fewest Bases on Balls	364	2007
Most Intentional Walks	39	1995
Fewest Intentional Walks	3	2001, 2003, 2004
Most Strikeouts	1,066	2002
Fewest Strikeouts	754	1995
Most Wild Pitches	83	1996
Fewest Wild Pitches	44	2009
Most Balks	12	2000
Fewest Balks	2	2005, 2009

Salt Lake Franchise Records

All-Time Single Game Postseason Records

INDIVIDUAL BATTING

Most Runs Scored	3	Several Players (last were Freddy Sandoval & Matt Brown, Game 1 @ SAC 9-3-08)
Most Hits	4	Brian Richardson vs Vancouver (Game 3) 9-10-99; Matt Brown @ SAC (Game 1) 9-3-08
Most Extra Base Hits	2	Several Players (last were Freddy Sandoval, Matt Brown & Bobby Wilson, Game 1 @ SAC 9-3-08)
Most Doubles	2	Several Players (last was Robb Quinlan, Game 2 @ Edmonton 9-11-02)
Most Triples	1	Several Players (last was Dallas McPherson, Game 4 vs TUC 9-9-06)
Most Home Runs	2	Patrick Lennon vs Vancouver (Game 3) 9-8-95; Casey Blake @ SAC 9-6-00 (Game 1); Matt Brown @ SAC (Game 1) 9-3-08
Most RBIs	5	Casey Blake @ SAC (Game 1) 9-6-00; Keith Johnson @ Edmonton (Game 1) 9-10-02
Most Walks	3	Tim McIntosh @ Vancouver (Game 2) 9-9-94 (12 innings)
Most Walks, 9 inn. Game	3	Scott Stahoviak @ Vancouver (Game 5) 9-12-94
Most Hit By Pitch	1	Several Players (last was Freddy Sandoval @ SAC (Game 2) 9-4-08
Most Ks	4	Mike Durant @ Vancouver (Game 2) 9-9-94 (12 innings)
Most Ks, 9-Inn. Game	3	Several Players (last was Terry Evans, Game 3, vs SAC 9-5-08)
Most Stolen Bases, Game	2	Brian Raabe, game 2 @ Vancouver 9-7-95; Dee Brown, Game 1 @ SAC 9-3-08

TEAM BATTING

Most Runs, Game	16	vs Sacramento (Game 5) 9-10-00
Most Runs, Inning	7	vs Vancouver (Game 3) 9-10-99
Most Hits, Game	19	@ Sacramento (Game 1) 9-3-08
Most Extra Base Hits	7	vs Sacramento (Game 3) 9-8-00 (3 2B, 4 HR)
Most Doubles	5	@ Colorado Springs (Game 5) 9-15-95
Most Triples	1	Several Times (last was game 4 vs Tucson 9-9-06)
Most Home Runs	4	vs Sacramento (Game 3) 9-8-00; vs Edmonton (Game 4) 9-14-02; @ Sacramento (Game 1) 9-3-08
Back-to-back-to-back-HR	1	vs Sacramento (Game 5) 9-10-00 (Bobby Kielty, Luis Rivas, Danny Ardoin)
Most RBIs	13	@ Sacramento (Game 1) 9-3-08
Most Runners LOB	15	@ Vancouver (Game 2) 9-9-94 (12 innings)
Most Runner LOB (9 inn.)	12	vs Colorado Springs (Game 1) 9-11-95
Most Walks	9	@ Vancouver (Game 5) 9-12-94
Most Hit By Pitch	2	vs Oklahoma (Game 2) 9-5-02
Most Ks, Game	17	vs Sacramento (Game 2) 9-6-07
Most Stolen Bases	3	@ Sacramento (Game 1) 9-3-08
Fewest Hits	4	@ Vancouver (Game 1) 9-7-94
Fewest Hits (9 innings)	4	@ Vancouver (Game 1) 9-7-94

INDIVIDUAL PITCHING

Most Runs Allowed	9	Scott Kligenbeck @ Edmonton (Game 1) 9-4-96
Most ER Allowed	9	Scott Kligenbeck @ Edmonton (Game 1) 9-4-96
Most Hits Allowed	11	LaTroy Hawkins vs Vancouver (Game 3) 9-8-95
Most HR Allowed	4	Henry Bonilla @ Sacramento (Game 3) 9-7-07; Anthony Ortega @ Sacramento (Game 3) 9-5-08
Most Strikeouts	11	Lou Pote @ Oklahoma (Game 3) 9-6-02
Most Walks Allowed	6	Oscar Munoz @ Vancouver (Game 2) 9-9-94
Most Hit Batters	3	Jason Ryan @ Memphis (Game 3) 9-14-00
Most Wild Pitches	2	Rich Kelley vs Edmonton (Game 4) 9-14-02
Most IP, Starter	8	Several Pitchers (last was Dustin Moseley in game 2 @ Tucson 9-7-06)
Most IP, Reliever	5	Dave Stevens @ Vancouver (Game 4) 9-11-94
Fewest IP, Starter	1.1	Daniel Davidson vs Tucson (Game 4) 9-9-06

All-Time Team vs. Team Records

	ABQ	CGY	CSP	EDM	FRE	IA	LV	MEM	NVL	NO	OKC	OMA	PHX	POR	RENO	RR	SAC	TAC	TCN	VAN	OVERALL
'94	5-11	10-6	9-7	9-7	X	X	9-7	X	X	X	X	X	8-8	X	X	X	X	6-10	8-8	10-6	74-70
'95	11-5	9-7	9-7	9-7	X	X	10-6	X	X	X	X	X	9-7	X	X	X	X	7-9	7-9	8-8	79-65
'96	8-8	7-9	12-4	7-9	X	X	10-6	X	X	X	X	X	9-7	X	X	X	X	7-9	11-5	7-9	78-66
'97	10-6	10-6	7-9	7-9	X	X	10-5	X	X	X	X	X	5-11	X	X	X	X	7-9	10-6	6-10	72-71
'98	6-2	2-6	6-2	4-4	10-6	4-4	9-6	5-3	5-3	6-2	2-6	3-5	X	X	X	X	X	4-4	9-7	4-4	79-64
'99	6-2	6-2	2-6	2-6	9-6	3-5	6-10	2-6	4-4	4-3	4-4	5-3	X	X	X	X	X	6-1	11-5	3-5	73-68
'00	1-3	11-5	2-2	8-7	10-6	3-1	14-2	1-3	4-0	2-2	4-0	2-2	X	X	X	X	8-8	10-6	10-6	X	90-53
'01	X	4-4	8-8	4-4	3-5	6-10	3-5	6-2	4-3	5-3	5-3	11-5	X	4-4	X	X	6-2	5-3	5-3	X	79-64
'02	X	5-3	10-6	6-2	6-2	7-9	5-3	2-6	5-3	2-6	5-3	7-9	X	4-4	X	X	5-3	5-3	4-4	X	78-66
'03	2-2	X	0-4	6-10	6-9	3-1	7-9	2-2	2-2	2-2	2-2	1-3	X	12-4	X	X	5-11	9-7	9-7	X	68-75
'04	1-3	X	1-3	6-10	10-6	2-2	9-7	1-3	1-3	2-2	0-4	3-1	X	3-13	X	X	5-11	6-10	6-10	X	56-88
'05	3-1	X	11-5	X	10-6	2-2	11-5	1-3	0-4	3-1	2-2	3-1	X	8-8	X	1-3	8-8	5-11	11-5	X	79-65
'06	2-2	X	9-7	X	11-5	2-2	9-7	2-2	3-1	3-1	2-2	2-2	X	11-5	X	2-2	8-8	8-8	7-9	X	81-63
'07	2-1	X	10-6	X	5-11	3-1	5-11	2-2	2-2	0-4	3-1	1-3	X	10-6	X	2-2	8-8	11-5	10-6	X	74-69
'08	2-2	X	8-8	X	9-7	2-2	11-5	3-1	1-3	3-1	2-2	3-1	X	10-6	X	3-1	5-11	11-5	11-5	X	84-60
'09	2-2	X	10-6	X	5-11	2-2	9-7	2-2	2-2	1-2	0-4	3-1	X	9-7	9-7	1-3	7-9	10-6	X	X	72-71
'10	X	X	3-5	X	4-4	3-1	2-6	1-3	3-1	X	X	2-2	X	5-3	5-3	X	4-4	3-5	X	X	35-37
TOTAL	32-23	31-23	54-51	34-37	50-46	20-24	60-67	1620	20-16	14-17	12-20	25-19	15-17	40-32	9-7	4-8	23-56	60-58	64-48	11-29	596-619



# Salt Lake Franchise Records

## TEAM PITCHING

Fewest Runs Allowed	0	Several Times (last was 1-0 in Game 3 @ Oklahoma 9-6-0)
Fewest Hits Allowed	1	@ Oklahoma (Game 3) 9-6-02
Most Runs Allowed	13	vs Sacramento (Game 3) 9-5-08
Most Runs Allowed, Inn.	7	Several Times (last was 2nd inning in Game 4 9-9-06 vs Tucson)
Most Hits Allowed	17	vs Memphis (Game 1) 9-12-00; vs Sacramento (Game 2) 9-6-07; vs Sacramento (Game 3) 9-5-08
Most HR Allowed	5	@ Sacramento (Game 2) 9-4-08; vs Sacramento (Game 3) 9-5-08
Most Strikeouts	12	@ Oklahoma (Game 3) 9-6-02
Most Walks Allowed	10	@ Vancouver (Game 2) 9-9-94
Most Walks Allowed (9 inn.)	8	@ Vancouver (Game 3) 9-10-94
Most Hit Batters	3	@ Memphis (Game 3) 9-14-00

## MISCELLANEOUS

Largest Margin of Victory	9	vs Sacramento (Game 5) 9-10-00 (W 16-7)
Largest Margin of Defeat	9	@ Vancouver (Game 1) 9-7-94 (L 11-2)
Longest Game, Innings	14	@ Vancouver (Game 4) 9-11-94 (W 1-0)
Longest Game, Time	5:29	@ Vancouver (Game 2) 9-9-94 (12 innings)
Longest Game, Time (9 inn.)	3:32	@ Sacramento (Game 1) 9-3-08
Shortest Game, Time (9 inn.)	2:12	@ Edmonton (Game 3) 9-6-96
Most Errors by SL, Game	3	Several Times (last was Game 3 vs Sacramento 9-5-08)
Most Errors by Opp., Game	5	vs Colorado Springs (Game 1) 9-11-95
Largest Home Crowd	8,034	vs Vancouver (Game 3) 9-8-95
Smallest Home Crowd	3,065	vs Oklahoma (Game 2) 9-5-02
Largest Road Crowd	14,555	@ Memphis (Game 4) 9-15-00

# Salt Lake Franchise Records Franchise Firsts

## Team Overall Firsts:

<b>Game:</b>	4/9/94 @ Vancouver
<b>Batter:</b>	Jeff Carter, 4/9/94 @ Vancouver
<b>Hit:</b>	Single by Bernardo Brito, 4th inning, 4/9/94 @ Vancouver (Game One)
<b>Double:</b>	Bernardo Brito, 1st inning, 4/9/94 @ Vancouver (Game Two)
<b>Triple:</b>	Steve Dunn, 2nd inning, 4/13/94 vs Edmonton
<b>Homerun:</b>	Steve Dunn, 6th inning, 4/10/94 @ Vancouver (Game Two)
<b>Grand Slam:</b>	Mike Durant vs Tacoma off of Joe Slusarski, 5th inning, 5/3/94
<b>Walk Off Home Run:</b>	Bernardo Brito vs Tacoma off of Roger Smithberg, 9th inning, 5/6/94
<b>Run Batted In:</b>	Brian Raabe, 2nd inning, 4/9/94 @ Vancouver (Game Two)
<b>Run Scored:</b>	Juan De La Rosa, 7th inning, 4/9/94 @ Vancouver (Game Two)
<b>Stolen Base:</b>	Denny Hocking, @ Vancouver, 2nd inning, 4/9/94 (Game Two)
<b>Base on Balls:</b>	Denny Hocking, 5th inning, 4/9/94 @ Vancouver (Game One)
<b>Hit By Pitch:</b>	Juan De La Rosa, 4th inning by Terry Matthews, Edmonton, 4/11/94
<b>Strikeout:</b>	Jeff Carter, 1st inning, 4/9/94 @ Vancouver (Game One)
<b>Hit Allowed:</b>	J.T. Snow, @ Vancouver, single off of Eddie Guardado, 2nd inning, 4/9/94 (Game One)

<b>Run Scored:</b>	J.T. Snow, @ Vancouver off of Eddie Guardado, 2nd inning, 4/9/94 (Game One)
<b>Double Allowed:</b>	Rod Correia, @ Vancouver off of Eddie Guardado, 4th inning, 4/9/94 (Game One)
<b>Triple Allowed:</b>	John Massarelli, Edmonton off of Oscar Munoz, 1st inning, 4/14/94
<b>Homerun Allowed:</b>	Monty Farriss, Edmonton off of Andy Cook, 5th inning, 4/11/94
<b>Grand Slam Allowed:</b>	Eric Fox, Tacoma off of Eddie Guardado, 1st inning, 5/4/94
<b>Walk Off Home Run Allowed:</b>	Melvin Nieves @ Las Vegas off of Scott Watkins, 5/12/94
<b>Run Batted In:</b>	Rod Correia @ Vancouver off of Eddie Guardado, 2nd inning, 4/9/94 (Game One)
<b>Stolen Base Against:</b>	Orlando Palmeiro @ Vancouver, 1st inning, 4/9/94 (Game One)
<b>Strikeout By:</b>	Eddie Guardado @ Vancouver of Kevin Flora, 1st inning, 4/9/94 (Game One)
<b>Base on Balls Issued:</b>	Eddie Guardado @ Vancouver to Orlando Palmeiro, 1st inning, 4/9/94 (Game 1)
<b>Hit Batter By:</b>	Shawn Bryant vs Edmonton to Mitch Lyden, 2nd inning, 4/15/94
<b>Wild Pitch:</b>	Shawn Bryant, 3rd inning @ Vancouver, 4/10/94 (Game One)
<b>Win:</b>	4/9/94 @ Vancouver (Game Two) 10-3
<b>Loss:</b>	4/9/94 @ Vancouver (Game One) 2-1

## Spring Mobile Ballpark Firsts:

<b>Game:</b>	4/11/94 vs Edmonton
<b>Batter:</b>	Carl Everett 4/11/94 vs Edmonton
<b>Hit:</b>	Single by Jim Walewander, Edmonton, 1st inning, 4/11/94
<b>Double:</b>	Scott Stahoviak, Salt Lake, 2nd inning, 4/11/94
<b>Triple:</b>	Steve Dunn, 2nd inning, 4/13/94 vs Edmonton
<b>Home Run:</b>	Monty Farriss, Edmonton off of Andy Cook, 5th inning, 4/11/94
<b>Grand Slam:</b>	Mike Durant, Salt Lake vs Tacoma off of Joe Slusarski, 5th inning, 5/3/94
<b>Walk Off Home Run:</b>	Bernardo Brito, Salt Lake vs Tacoma off of Roger Smithberg, 9th inning 5/6/94
<b>Run Batted In:</b>	Russ Morman, Edmonton off of Andy Cook, 4th inning, 4/11/94
<b>Run Scored:</b>	Jim Walewander, Edmonton off of Andy Cook, 4th inning, 4/11/94

<b>Stolen Base:</b>	Jim Walewander, Edmonton, 1st inning, 4/13/94
<b>Base on Balls:</b>	Jim Walewander, Edmonton by Mo Sanford, 7th inning, 4/11/94
<b>Hit By Pitch:</b>	Juan De La Rosa, Salt Lake, 4th inning by Terry Matthews, 4/11/94
<b>Strike Out:</b>	Carl Everett, Edmonton by Andy Cook, 1st inning, 4/11/94
<b>Wild Pitch:</b>	Andy Cook, Salt Lake, 4th inning, 4/11/94
<b>Salt Lake Win:</b>	4/13/94 vs Edmonton, 6-5 (10 innings)
<b>Salt Lake Loss:</b>	4/11/94 vs Edmonton, 7-1



# Salt Lake Franchise Records

## Most Games Played by Position

### Catcher

Ryan Budde	266
Jeff Mathis	242
Damian Miller	241
Mike Durant	234
Bobby Wilson	176

### Second Base

Brian Raabe	200
Jeff Ferguson	185
Mitch Simons	184
Chone Figgins	152
Casey Smith	132

### Shortstop

Mike Moriarty	276
Alfredo Amezaga	271
Gary Patchett	255
Denny Hocking	246
Brandon Wood	173

### Left Field

Nick Gorneault	178
Gary Johnson	136
Robb Quinlan	129
Scott Morgan	112
Marty Cordova	101

### Right Field

Brian Buchanan	291
Terry Evans	277
Nick Gorneault	221
Jeff Guiel	118
Brian Gordon	111

### First Base

Steve Dunn	173
Larry Barnes	163
Kendrys Morales	156
Chad Rupp	140
Mike Eylward	138

### Third Base

Adam Pavkovich	205
Keith Johnson	174
Tom Quinlan	162
Todd Walker	161
Brian Richardson	140

### All Outfield Positions

Chris Latham	415
Nick Gorneault	412
Terry Evans	389
Brian Buchanan	300
Steve Hazlett	223

### Center Field

Chris Latham	365
Brad Coon	171
Nathan Haynes	132
Reggie Willits	116
Julio Ramirez	113

### Designated Hitter

Bernardo Brito	132
Chad Rupp	129
Adam Riggs	79
Dee Brown	75
Eddie Williams	73

# All-Time Salt Lake Stats - Hitting

## All-Time Individual Bees

## Career Hitting Stats

PLAYER	SEASONS	AVG	G	AB	R	H	TB	2B	3B	HR	RBI	SH	SF	HBP	BB	1BB	SO	SB	CS	DP	SLG	OBP
Abbott, Chuck	2001	.000	4	9	1	0	0	0	0	0	0	0	0	0	2	0	4	0	0	0	.000	.182
Aldridge, Cory	2010	.318	83	299	53	95	160	24	1	13	59	0	3	1	35	5	83	2	1	3	.535	.388
Allen, Chad	2000	.311	96	389	71	121	179	21	5	9	67	2	1	1	31	1	72	10	2	13	.460	.363
Allen, Luke	2005	.287	128	460	85	132	235	20	7	23	92	0	4	1	54	1	87	13	3	10	.511	.360
Alvarez, Rafael	1997	.271	17	48	10	13	16	1	1	0	5	1	0	0	6	0	9	5	0	1	.333	.352
	1999	.375	6	16	3	6	7	1	0	0	2	0	0	0	0	0	1	0	0	1	.438	.375
	TOTAL	.297	23	64	13	19	23	2	1	0	7	1	0	0	6	0	10	5	0	2	.406	.357
Alviso, Jerome	2003	.228	16	57	4	13	14	1	0	0	5	1	0	0	3	0	6	2	0	0	.246	.267
Amarista, Alexi	2010	.400	15	65	13	26	38	6	3	0	9	2	1	1	1	0	4	4	2	1	.585	.388
Amezaga, Alfredo	2001	.250	49	200	28	50	66	5	4	1	16	2	1	3	14	1	45	9	6	2	.330	.307
	2002	.251	128	518	77	130	187	25	7	6	51	6	6	8	45	0	100	23	14	15	.361	.317
	2003	.347	75	317	55	110	149	20	5	3	45	1	2	4	20	2	39	14	8	3	.470	.391
	2004	.259	32	135	15	35	50	5	2	2	14	1	0	1	13	1	18	7	0	2	.370	.329
	TOTAL	.278	284	1170	175	325	452	55	18	12	126	10	9	16	92	4	147	53	28	22	.386	.336
Ardoin, Danny	2000	.222	3	9	1	2	2	0	0	0	0	0	0	0	3	0	4	0	0	0	.222	.417
Aspito, Jason	2006	.238	57	172	21	41	67	4	2	6	27	1	3	5	13	0	45	1	2	4	.390	.306
Auer, Tyson	2010	.255	14	47	8	12	20	2	3	0	4	1	0	2	3	0	9	1	1	1	.426	.327
Aybar, Erick	2006	.283	81	339	63	96	140	20	3	6	45	1	4	3	21	2	36	32	18	5	.413	.327
	2007	.333	3	12	2	4	4	0	0	0	2	0	0	0	0	0	2	2	1	0	.333	.333
	TOTAL	.285	84	351	65	100	144	20	3	6	47	1	4	3	21	2	38	34	19	5	.410	.327
Baez, Kevin	1997	.274	112	383	38	105	151	25	3	5	54	3	6	4	29	0	74	3	4	7	.394	.332
Bailey, Dwayne	2010	.167	9	18	1	3	3	0	0	0	2	2	0	0	0	0	6	0	0	1	.167	.167
Barnes, John	2000	.365	120	441	107	161	249	37	6	13	87	1	7	7	57	0	48	7	6	10	.565	.439
Barnes, Larry	2001	.290	100	404	78	117	208	21	8	18	73	0	2	1	29	1	90	6	1	6	.515	.337
	2002	.314	114	452	71	142	253	29	11	20	95	0	8	4	28	5	90	8	1	11	.560	.354
	TOTAL	.303	214	856	149	259	461	50	19	38	168	0	10	5	57	6	180	14	2	17	.539	.346
Bartee, Kimera	2001	.275	40	167	23	46	72	13	2	3	27	2	1	0	19	2	26	5	1	1	.431	.348
Baughman, Justin	2001	.302	77	288	52	87	121	15	5	3	32	2	2	5	20	0	54	21	6	7	.420	.356
Becker, Rich	1994	.316	71	282	64	89	122	21	3	2	38	2	0	0	40	0	56	7	1	9	.433	.401
	1995	.309	36	123	26	38	63	7	0	6	28	0	2	1	26	0	24	6	1	1	.512	.428
	TOTAL	.314	107	405	90	127	185	28	3	8	66	2	2	1	66	0	80	13	2	10	.457	.409
Bellinger, Clay	2002	.256	89	324	45	83	149	17	5	13	41	1	0	2	13	0	87	4	2	8	.460	.289
Beltre, Esteban	1998	.278	133	510	84	142	180	24	4	2	49	5	4	0	39	0	109	26	11	7	.353	.327
Blake, Casey	2000	.317	80	293	59	93	155	22	2	12	52	2	2	6	39	0	59	7	2	4	.529	.406
Blakely, Darren	2006	.207	31	87	11	18	30	3	0	3	9	1	3	4	2	0	26	1	0	1	.250	.345
Bourjos, Peter	2010	.314	102	414	85	130	206	13	12	13	52	4	3	10	24	1	78	27	5	5	.498	.364
Boyer, Billy	2004	.000	7	10	0	0	0	0	0	0	1	0	1	0	1	0	5	0	0	0	.000	.083
Brede, Brent	1996	.348	132	483	102	168	255	38	8	11	86	4	5	3	87	9	87	14	6	4	.528	.446
	1997	.354	84	328	82	116	178	27	4	9	76	0	5	2	47	0	62	4	2	8	.543	.432
	TOTAL	.350	216	811	184	284	433	65	12	20	162	4	10	5	134	9	149	18	8	12	.534	.441
Brito, Bernardo	1994	.309	108	437	85	135	250	24	2	29	122	0	8	4	30	5	120	3	0	7	.572	.353
	1995	.306	51	186	31	57	114	10	1	15	49	0	0	4	17	5	58	1	0	7	.613	.377
	TOTAL	.308	159	623	116	192	364	34	3	44	171	0	8	8	47	10	178	4	0	14	.584	.360
Brooks, Beau	2010	.154	4	13	4	2	3	1	0	0	1	0	0	0	2	0	3	0	0	1	.231	.267
Brown, Dee	2008	.264	130	485	70	128	196	32	0	12	74	0	6	6	61	1	66	10	2	15	.404	.349
Brown, Matt	2007	.276	110	391	69	108	201	30	2	19	60	1	0	5	45	0	106	5	9	12	.509	.358
	2008	.320	97	400	75	128	232	33	4	21	67	0	2	3	32	1	80	4	2	7	.580	.373
	2009	.245	107	388	57	95	161	27	0	13	69	2	4	8	45	1	92	5	5	7	.415	.333
	TOTAL	.281	314	1179	201	331	594	90	6	53	196	3	6	16	122	2	278	14	16	26	.502	.365
Bruett, J.T.	1994	.278	46	151	25	42	59	8	0	3	29	2	1	2	29	1	78	5	5	3	.391	.414
Buchanan, Brian	1998	.278	133	500	74	139	225	29	3	17	82	1	1	9	36	1	90	14	2	7	.450	.337
	1999	.297	95	391	67	116	172	24	1	10	60	0	3	9	28	0	85	11	2	14	.440	.355
	2000	.297	95	364	82	108	211	20	1	27	103	0	11	3	41	1	75	5	1	16	.580	.363
	TOTAL	.289	335	1255	223	363	608	73	5	54	245	1	15	21	105	2	250	30	5	37	.484	.350



All-Time Salt Lake Stats - Hitting

PLAYER	SEASONS	AVG	G	AB	R	H	TB	2B	3B	HR	RBI	SH	SF	HBP	BB	1BB	SO	SB	CS	DP	SLG	OBP
Budde, Ryan	2004	.235	5	17	0	4	4	0	0	0	1	0	1	0	1	0	7	0	0	0	.235	.263
	2005	.230	58	196	26	45	78	9	3	6	25	2	0	1	9	0	41	3	1	3	.398	.267
	2006	.233	72	215	32	50	89	15	0	8	33	0	0	7	22	1	55	1	1	8	.414	.324
	2007	.295	47	156	21	46	70	12	0	4	28	0	2	1	18	0	27	2	2	10	.449	.367
	2008	.202	48	173	16	35	53	8	2	2	23	0	0	3	10	1	47	3	0	3	.306	.258
	2009	.227	83	273	32	62	101	16	1	7	31	1	1	1	31	0	73	1	1	6	.370	.307
	2010	.244	53	172	24	42	52	7	0	1	13	2	3	1	21	0	58	1	1	1	.302	.325
TOTAL	.236	366	1202	151	284	447	67	6	28	153	5	7	14	112	1	308	11	6	31	.372	.307	
Burke, Jamie	2001	.219	61	215	25	47	63	10	3	0	27	2	4	5	19	0	28	1	0	6	.293	.292
	2002	.304	88	316	47	96	140	12	4	8	44	0	3	4	20	1	37	1	3	9	.443	.350
	TOTAL	.269	149	531	72	143	203	22	7	8	71	2	7	9	39	1	65	2	3	15	.382	.326
Caceres, Wilmy	2001	.249	87	325	38	81	94	5	4	0	21	4	2	3	12	1	45	12	6	8	.289	.281
	2005	.231	6	13	3	3	3	0	0	0	1	0	0	0	1	0	2	0	0	1	.231	.286
Callaso, Alberto	2005	.316	50	212	28	67	95	21	2	1	31	2	3	1	10	1	13	2	5	7	.448	.345
Campos, Jesus	2010	.182	8	22	1	4	5	1	0	0	0	1	0	0	2	0	7	0	0	1	.227	.250
Canizaro, Jay	2000	.356	27	101	21	36	67	9	2	6	32	0	4	1	17	2	27	4	1	2	.663	.439
Carter, Jeff	1994	.324	122	460	105	149	194	18	6	5	70	0	3	7	89	2	78	26	12	14	.422	.441
Casilla, Alexi	2005	.256	13	39	3	10	10	0	0	0	1	4	0	0	3	0	6	1	1	1	.256	.310
Castellano, Pedro	1997	.358	43	165	29	59	91	9	1	7	36	0	2	2	20	1	31	0	1	4	.552	.433
Cey, Dan	1999	.295	117	403	63	119	176	18	3	11	56	2	3	7	32	1	66	10	2	12	.437	.355
	2000	.185	8	27	1	5	6	1	0	0	4	0	0	0	0	0	5	2	0	1	.222	.185
TOTAL	.288	125	430	64	124	182	19	3	11	60	2	3	7	49	1	71	12	2	13	.423	.368	
Colmenares, Carlos	2009	.250	1	4	0	1	1	0	0	0	1	0	0	0	0	0	0	0	0	1	.250	.250
	2010	.302	25	86	8	26	30	2	1	0	8	0	1	0	5	0	16	1	0	1	.349	.337
	TOTAL	.300	26	90	8	27	31	2	1	0	9	0	1	0	5	0	16	1	0	2	.443	.333
Conger, Hank	2010	.300	108	387	56	116	179	26	2	11	49	5	4	1	55	1	58	0	2	5	.463	.385
Coon, Brad	2008	.306	85	337	73	103	128	9	2	4	30	2	0	10	47	0	52	17	10	3	.380	.406
	2009	.276	119	442	78	122	155	15	3	4	36	10	3	5	62	1	75	23	8	3	.351	.369
	2010	.353	5	17	1	6	8	0	1	0	2	1	1	0	0	0	2	2	0	0	.471	.333
	TOTAL	.290	209	796	152	231	291	24	6	8	68	13	4	15	109	1	129	42	18	6	.366	.384
Corbin, Ted	1994	.100	4	10	0	1	1	0	0	0	0	0	0	0	0	0	1	0	0	1	.100	.100
	1995	.200	4	10	0	2	2	0	0	0	1	0	0	0	0	0	1	0	0	1	.200	.200
	TOTAL	.150	8	20	0	3	3	0	0	0	1	0	0	0	0	0	2	0	0	2	.150	.150
Cordova, Marty	1994	.358	103	385	69	138	228	25	4	19	66	0	2	8	39	0	63	17	6	9	.592	.426
	1997	.375	6	24	5	9	16	4	0	1	4	0	0	0	2	0	3	1	0	0	.667	.423
	TOTAL	.359	109	409	74	147	244	29	4	20	70	0	2	8	41	0	66	18	6	9	.597	.426
Cummings, Midre	1999	.322	69	261	50	84	150	19	4	13	68	0	1	3	23	0	43	4	4	5	.575	.382
Czarniecki, Jordan	2008	.252	32	111	13	28	46	5	2	3	10	3	0	3	6	0	19	1	0	3	.414	.308
DaVanon, Jeff	2001	.313	69	256	46	80	145	19	8	10	48	1	4	3	32	2	57	8	3	4	.566	.390
	2002	.330	25	100	21	33	60	10	1	5	18	1	1	1	17	0	24	5	3	1	.600	.429
	2003	.300	16	60	11	18	30	4	1	2	14	2	0	1	9	0	9	4	1	1	.500	.400
	2004	.625	3	8	4	5	8	0	0	1	1	0	0	0	2	0	0	1	1	0	1.000	.700
	TOTAL	.321	113	424	82	136	243	33	10	18	81	4	5	5	60	2	90	18	8	6	.573	.407
	DeLaRosa, Juan	1994	.272	89	287	40	78	111	15	3	4	46	1	3	2	17	0	49	0	2	9	.387
	1995	.224	31	49	7	11	13	2	0	0	5	3	1	0	1	1	6	0	0	2	.265	.235
TOTAL	.265	120	336	47	89	124	17	3	4	48	4	4	2	18	1	55	0	2	11	.369	.303	
Del Chiaro, Brent	2004	.000	3	6	1	0	0	0	0	0	0	0	0	0	2	0	0	0	0	1	.000	.000
	2005	.333	2	3	1	1	4	0	0	1	1	0	0	0	0	0	2	0	0	0	1.333	.333
	2007	.333	5	18	4	6	8	0	1	0	2	0	1	0	1	0	7	0	1	0	.444	.350
TOTAL	.259	10	27	5	7	12	0	1	1	3	0	1	0	3	0	9	0	1	1	.444	.323	
Diaz, Angel	2001	.231	7	26	5	6	8	2	0	0	4	0	0	1	0	0	7	0	0	0	.308	.259
Duff, Tim	2007	.243	10	37	5	9	16	1	0	2	7	0	0	1	0	12	0	0	0	0	.432	.263
	2008	.196	30	97	9	19	23	4	0	0	8	0	0	1	6	0	25	0	0	1	.237	.250
	TOTAL	.209	40	134	14	28	37	5	0	2	15	0	0	1	7	0	37	0	0	1	.276	.211
	Duncan, Andres	1995	.278	12	36	2	10	14	2	1	0	6	2	1	1	4	0	5	2	0	0	.389
Dunn, Steve	1994	.309	90	330	61	102	172	21	2	15	73	0	8	2	24	6	75	0	0	5	.521	.352
	1995	.316	109	402	57	127	196	31	1	12	83	0	6	1	30	4	63	3	2	6	.488	.360
TOTAL	.313	199	732	118	229	368	52	3	27	156	0	14	3	54	10	138	3	2	11	.503	.356	

All-Time Salt Lake Stats - Hitting

PLAYER	SEASONS	AVG	G	AB	R	H	TB	2B	3B	HR	RBI	SH	SF	HBP	BB	1BB	SO	SB	CS	DP	SLG	OBP
Durant, Mike	1994	.297	103	343	67	102	146	24	4	4	51	5	0	4	35	0	47	9	3	7	.426	.369
	1995	.251	85	295	40	74	101	15	3	2	23	3	2	2	20	0	31	11	7	13	.342	.301
	1996	.287	31	101	21	29	39	7	0	1	12	1	0	4	11	1	21	7	2	3	.386	.379
	1997	.206	66	223	33	46	85	13	1	8	36	0	0	6	21	0	42	4	1	8	.381	.292
	TOTAL	.261	285	962	161	251	371	59	8	15	122	9	2	16	87	1	141	31	13	31	.386	.332
Durrington, Trent	2001	.328	39	122	20	40	68	11	4	3	21	2	2	2	11	0	24	7	4	3	.557	.387
	2002	.206	19	68	6	14	28	3	1	3	10	0	0	2	3	0	15	2	1	4	.412	.260
	2003	.304	117	447	81	136	194	27	5	7	54	0	7	6	61	3	75	35	8	6	.434	.390
	TOTAL	.298	175	637	107	190	290	41	10	13	85	2	9	10	75	3	114	44	13	13	.455	.376
Encarnacion, Bien	2001	.304	6	23	6	7	7	0	0	0	3	0	0	0	2	0	6	0	0	0	.304	.360
Erstad, Darin	2003	.407	7	27	6	11	11	0	0	0	4	0	0	0	2	0	1	1	0	0	.407	.448
	2004	.125	4	16	2	2	2	0	0	0	3	0	0	0	1	0	1	0	0	0	.125	.176
	2006	.100	7	30	0	3	3	0	0	0	3	0	0	0	1	0	2	1	0	0	.100	.129
	TOTAL	.219	18	73	8	16	16	0	0	0	10	0	0	0	4	0	4	2	0	0	.219	.260
Evans, Terry	2007	.316	120	475	70	150	243	40	4	15	75	2	2	2	26	1	119	24	9	6	.512	.352
	2008	.270	46	174	31	47	71	12	0	4	21	0	4	2	20	1	60	6	5	4	.408	.345
	2009	.291	135	537	104	156	279	33	6	26	90	2	8	5	40	1	146	28	5	7	.520	.341
	2010	.283	122	466	80	132	212	27	4	15	72	1	5	2	28	0	100	19	8	8	.455	.323
	TOTAL	.294	423	1652	285	485	805	112	14	60	258	5	19	11	114	3	425	77	27	25	.487	.340
Eylward, Mike	2006	.314	109	405	57	127	173	22	0	8	63	1	3	9	43	2	60	1	6	12	.427	.389
	2007	.305	130	479	72	146	210	31	0	11	79	0	9	5	46	1	64	1	5	16	.438	.365
TOTAL	.309	239	884	129	273	383	53	0	19	142	1	12	14	89	3	124	2	11	28	.433	.376	
Fasano, Sal	2002	.276	22	76	13	21	39	3	0	5	10	0	1	2	7	0	24	1	0	0	.513	.349
Ferguson, Jeff	1997	.282	65	241	51	68	115	19	2	8	35	1	1	6	24	0	48	4	2	5	.477	.360
	1998	.206	81	223	35	46	63	6	1	3	20	3	0	13	24	0	42	7	2	7	.283	.319
	1999	.265	95	298	44	79	111	16	2	4	48	5	3	8	28	0	39	7	5	12	.372	.341
	2000	.243	78	235	46	57	81	14	2	2	31	4	2	4	29	0	51	4	0	5	.345	.333
	TOTAL	.251	319	997	176	250	370	55	7	17	134	13	6	31	105	0	138	22	9	29	.371	.335
Fernandez, Jose	2001	.338	122	452	99	153	282	37	1	30	114	0	3	12	55	2	91	9	7	9	.624	.421
	2002	.305	125	511	100	156	238	25	18	7	62	6	10	0	53	1	83	39	8	0	.466	.364
	2003	.312	68	285	55	89	145	14	15	4	30	2	2	3	29	1	36	16	6	4	.509	.379
	2007	.357	4	14	3	5	6	1	0	0	1	0	0	0	1	0	0	0	1	0	.429	.400
	2008	.200	3	10	2	2	2	0	0	0	0	0	0	0	2	0	3	0	0	0	.200	.333
	TOTAL	.307	200	820	160	252	391	40	33	11	93	8	12	3	85	2	122	55	15	4	.477	.370
Figueroa, Luis	2009	.241	34	116	9	28	40	7	1	1	15	0	2	0	5	0	8	0	1	2	.345	.268
	2010	.312	53	218	25	68	91	12	1	3	36	3	4	2	13	1	12	2	1	8	.417	.350
TOTAL	.287	87	334	34	96	131	19	2	4	51	3	6	2	18	1	20	2	2	10	.392	.222	
Fox, Andy	2005	.208	15	48	8	10	17	2	1	1	7	0	0	1	10	0	10	1	1	2	.354	.356
Frandsen, Kevin	2010	.277	36	137	25	38	52	9	1	1	12	2	0	9	7	0	19	2	1	4	.380	.353
Galarraga, Andres	2004	.304	25	102	1	31	46	3	0	4	19	0	2	1	6	1	24	0	0	8	.541	.342
Gianelli, Ray	1996	.253	10	31	2	8	9	1	0	0	4	0	1	1	2	0	8	0	0	0	.290	.324
Gibson, Derrick	2004	.292	48	168	17	49	80	11	1	6	26	1	1	1	12	0	36	1	1	4	.476	.341
Gil, Benji	2002	.417	6	24	4	10	23	5	1	2	6	0	0	0	1	0	4	0	2	0	.958	.440
Gomez, Rudy	2003	.000	2	3	0	0	0	0	0	0	0	0	0	0	1	0	1	0	0	0	.000	.250
Gordon, Brian	2004	.259	127	475	80	123	221	24	2	22	70	3	5	4	30	1	145	6	2	5	.465	.305
	2005	.274	101	343	50	94	178	25	4	17	55	3	5	1	26	5	103	7	5	4	.519	.323
	TOTAL	.265	228	818	130	217	399	49	6	39	125	6	10	5	56	6	248	13	7	9	.488	.313
Gomeault, Nick	2004	.316	6	19	4	6	10	1	0	1	5	0	0	0	1	1	0	7	0	0	.526	.381
	2005	.293	130	488	106	143	269	26	11	26	108	1	6	2	58	1	119	7	6	11	.551	.366
	2006	.283	107	407	66	115	203	25	9	15	78	0	5	2	38	0	106	6	4	8	.499	.343
	2007	.261	128	471	82	123	206	24	1	19	59	1	0	3	58	1	108	17	8	11	.437	.346
	2010	.228	89	272	41	62	109	14	3	9	43	3	2	1	28	0	69	3	2	5	.401	.300
TOTAL	.271	460	1657	299	449	797	90	24	70	293	5	13	9	183	2	409	33	20	35	.481	.344	
Gregorio, Tom	2002	.255	15	51	7	13	20	4	0	1	3	0	0	2	2	0	14	0	1	1	.392	.309
	2003	.221	54	181	26	40	65	10	0	5	24	0	1	4	14	0	44	0	0	1	.359	.290
	2004	.232	58	207	20	48	82	12	2	6	32	1	3	3	12	0	56	3	0	4	.396	.288
	TOTAL	.230	127	439	53	101	167	26	2	12	59	1	4	9	28	0	114	3	1	6	.380	.280
Guelf, Jeff	2001	.321	61	224	37	72	118	14	1	10	35	1	1	1	17	1	39	2	0	2	.527	.370
	2002	.253	95	316	51	80	146	22	4	12	45	0	5	7	43	7	72	6	3	3	.462	.350
	2003	.240	94	325	48	78	137	16	2	13	48	1	1	1	48	1	80	3	1	2	.422	.339
	TOTAL	.266	250	865	136	230	401	52	7	35	128	2	7	9	108	9	191	11	4	7	.464	.351



All-Time Salt Lake Stats - Hitting

PLAYER	SEASONS	AVG	G	AB	R	H	TB	2B	3B	HR	RBI	SH	SF	HBP	BB	1BB	SO	SB	CS	DP	SLG	OBP
Gutierrez, Chris	2009	.222	3	9	1	2	3	1	0	0	0	1	0	1	1	0	4	0	0	0	.333	.364
Gutierrez, Victor	2004	.234	22	77	14	18	26	5	0	1	6	3	1	0	6	0	12	2	0	1	.338	.286
Hacker, Jeff	1999	.150	8	20	2	3	9	0	0	2	3	0	0	1	5	1	7	0	1	1	.450	.346
	2000	.208	17	48	3	10	11	1	0	0	2	0	0	0	3	0	12	0	0	1	.229	.255
	TOTAL	.191	25	68	5	13	20	1	0	2	5	0	0	1	8	1	19	0	1	2	.294	.286
Hale, Chip	1995	.286	16	49	5	14	18	4	0	0	2	0	0	0	7	1	5	0	1	2	.367	.375
Halter, Shane	2004	.275	35	131	18	36	63	7	1	6	18	0	0	0	15	0	21	2	3	5	.481	.349
Harrison, Adonis	2003	.292	47	178	23	52	64	8	2	0	18	0	4	0	22	0	18	1	2	8	.360	.363
Haynes, Nathan	2002	.283	67	283	37	80	112	14	6	2	12	1	1	1	12	0	53	10	10	3	.396	.313
	2003	.217	28	120	16	26	38	3	3	1	7	0	1	2	9	1	20	6	0	2	.317	.280
	2006	.228	16	57	7	13	21	1	2	1	11	2	1	1	4	0	15	3	2	0	.368	.286
	2007	.386	44	171	33	66	99	9	6	4	32	3	0	2	22	2	36	14	7	3	.579	.462
	TOTAL	.293	155	631	93	185	270	27	17	8	62	6	3	6	47	3	124	33	19	8	.428	.346
Hazlett, Steve	1995	.300	127	427	71	128	177	25	6	4	49	2	3	4	41	1	65	8	10	9	.415	.364
	1996	.203	101	301	44	61	113	14	4	10	41	2	5	5	33	1	85	7	2	6	.375	.288
	TOTAL	.260	228	728	115	189	290	39	10	14	90	4	8	9	74	2	150	15	12	15	.398	.332
Hill, Jason	2001	.370	8	27	3	10	13	1	1	0	3	0	0	0	2	0	4	0	0	1	.481	.414
	2003	.206	11	34	5	7	15	0	1	2	5	0	1	0	4	0	3	1	0	2	.441	.282
	TOTAL	.279	19	61	8	17	28	1	2	2	8	0	1	0	6	0	7	1	0	3	.459	.338
Hocking, Denny	1994	.279	112	394	61	110	151	14	6	5	57	5	4	2	28	1	57	13	7	6	.383	.327
	1995	.282	117	397	51	112	164	24	2	8	75	8	5	2	25	1	41	12	8	10	.413	.324
	1996	.277	37	130	18	36	55	6	2	3	22	2	2	2	10	2	17	2	2	4	.423	.333
	TOTAL	.280	266	921	130	258	370	44	10	16	154	15	11	6	63	4	115	27	17	20	.402	.327
Hom, Jeff	1995	.500	3	10	0	5	6	1	0	0	2	0	0	0	0	0	1	0	0	0	.600	.500
	1996	.337	25	83	14	28	42	5	0	3	13	2	2	2	12	1	5	0	1	4	.506	.424
	1997	.333	23	78	16	26	35	6	0	1	13	0	0	1	11	0	22	0	0	0	.449	.422
	1998	.306	24	72	14	22	30	5	0	1	6	2	0	1	12	0	18	1	2	0	.417	.412
	TOTAL	.333	75	243	44	81	113	17	0	5	34	4	2	4	42	2	50	1	4	6	.465	.436
Huls, Steve	1999	.233	17	30	6	7	7	0	0	0	2	0	0	0	3	0	7	0	1	2	.233	.303
Hunter, Torii	1998	.337	26	92	15	31	50	7	0	4	20	2	1	1	1	0	13	2	2	3	.543	.347
	2000	.368	55	209	58	77	152	17	2	18	61	1	3	3	11	0	28	11	3	4	.727	.403
	TOTAL	.359	81	301	73	108	202	24	2	22	81	3	4	4	12	0	41	13	5	7	.671	.386
Huskey, Butch	2000	.333	2	9	2	3	9	0	0	2	5	0	0	0	1	0	2	0	0	0	1.000	.400
Infante, Larry	2005	.286	7	7	0	2	2	0	0	0	2	0	0	0	0	0	2	0	0	0	.286	.286
	2006	.000	2	2	0	0	0	0	0	0	0	0	0	1	0	0	0	0	0	0	.000	.000
	2008	.100	3	10	0	1	1	0	0	0	1	0	0	0	0	0	2	0	0	1	.100	.100
	TOTAL	.158	12	19	0	3	3	0	0	0	3	0	0	1	0	0	4	0	0	1	.158	.200
Ingram, Riccardo	1995	.348	122	477	80	166	249	43	2	12	85	0	5	3	41	3	60	4	5	22	.522	.403
Izturis, Maicer	2005	.452	10	31	10	14	18	4	0	0	2	0	1	0	7	0	4	4	2	2	.581	.553
	2006	.306	9	36	5	11	18	5	1	0	5	0	2	0	5	0	5	1	0	0	.500	.372
	2007	.353	5	17	3	6	7	1	0	0	0	0	0	0	3	1	2	0	2	0	.412	.450
	2010	.286	2	7	1	2	2	0	0	0	1	0	0	0	0	0	0	0	1	0	.286	.286
	TOTAL	.327	21	101	19	33	45	10	1	0	8	0	3	0	15	0	11	5	5	2	.446	.403
Jackson, Darrin	1997	.300	19	80	14	24	36	3	3	1	12	0	0	1	5	0	17	3	0	0	.450	.349
Jackson, John	1995	.278	55	194	39	54	86	14	3	4	21	3	3	3	22	0	20	8	2	4	.443	.361
Jennings, Robin	2000	.310	91	345	70	107	185	33	6	11	61	4	8	3	35	1	45	4	2	4	.536	.371
Jensen, Marcus	2000	.291	15	55	10	16	23	4	0	1	12	1	1	2	11	0	10	0	2	3	.418	.420
Johnson, Ben	2007	.333	7	24	7	8	14	1	2	0	6	0	0	2	0	0	6	0	1	0	.542	.385
	2008	.225	22	71	9	16	27	2	0	3	13	0	1	1	1	0	7	0	0	3	.380	.243
	2009	.252	35	107	15	27	43	9	2	1	6	1	0	3	8	1	24	0	2	5	.402	.322
	TOTAL	.252	64	202	31	51	84	12	4	4	25	1	1	6	9	1	37	0	3	8	.416	.306
Johnson, Gary	2002	.266	40	143	30	38	68	9	3	5	35	0	3	3	15	0	49	1	1	3	.476	.341
	2003	.255	121	447	65	114	187	23	7	12	74	0	6	4	61	2	112	4	2	5	.418	.346
	2004	.253	91	304	44	77	118	13	5	6	36	0	0	4	39	1	71	1	2	10	.388	.346
	TOTAL	.256	252	894	139	229	373	45	15	23	145	0	9	11	115	3	232	6	5	18	.417	.345
Johnson, J.J.	1996	.339	13	56	8	19	27	3	1	1	13	1	0	1	1	0	11	0	1	1	.482	.362
	1997	.146	26	82	6	12	15	1	1	0	5	1	0	1	4	0	24	2	2	2	.183	.195
	TOTAL	.225	39	138	14	31	42	4	2	1	18	2	0	2	5	0	35	2	3	3	.304	.262
Johnson, Keith	2002	.281	98	367	55	103	176	22	3	15	56	2	1	6	11	3	65	6	3	7	.480	.312
	2003	.286	117	451	51	129	199	33	2	11	64	0	7	5	19	1	70	6	6	14	.441	.317
	TOTAL	.283	215	818	106	232	375	55	5	26	120	2	8	11	30	4	135	12	9	21	.458	.315

All-Time Salt Lake Stats - Hitting

PLAYER	SEASONS	AVG	G	AB	R	H	TB	2B	3B	HR	RBI	SH	SF	HBP	BB	1BB	SO	SB	CS	DP	SLG	OBP
Jones, Jacque	1999	.298	52	198	32	59	88	13	2	4	26	1	2	0	9	1	36	9	2	5	.444	.325
Kendrick, Howie	2006	.369	69	290	57	107	183	25	6	13	62	1	1	8	12	1	48	11	3	2	.631	.408
	2007	.300	13	50	9	15	25	1	0	3	11	0	1	2	1	0	9	1	0	0	.500	.333
	2008	.200	2	5	0	1	1	0	0	0	1	0	0	0	0	0	1	0	0	0	.200	.200
	2009	.346	20	78	11	27	41	6	1	2	11	0	0	2	7	0	12	4	2	3	.526	.414
	TOTAL	.355	104	423	77	150	250	32	7	18	85	1	2	12	20	1	70	16	5	5	.591	.398
Kennedy, Adam	2005	.412	14	47	7	7	8	1	0	0	4	0	1	0	2	0	2	2	0	0	.471	.450
Kieltz, Bobby	2000	.242	9	33	8	8	12	4	0	0	2	0	0	0	7	0	10	0	0	0	.364	.375
Koskie, Corey	1998	.301	135	505	91	152	272	32	5	26	105	0	10	8	51	4	104	15	7	17	.539	.374
Kotchman, Casey	2004	.372	49	199	32	74	111	22	0	5	38	0	2	5	14	0	25	0	0	9	.558	.422
	2005	.289	94	363	62	105	160	23	1	10	58	0	4	7	43	2	40	0	2	15	.441	.372
	2006	.000	3	7	0	0	0	0	0	0	1	0	0	0	1	0	1	0	0	1	.000	.000
	TOTAL	.315	146	569	94	179	271	45	1	15	97	0	6	12	58	2	66	0	2	25	.476	.386
Latham, Chris	1996	.274	115	376	59	103	158	16	6	9	50	4	3	2	36	1	91	26	9	5	.420	.338
	1997	.309	118	492	78	152	208	22	5	8	58	4	1	4	58	0	110	21	19	8	.423	.386
	1998	.324	97	377	81	122	184	21	4	11	51	4	0	1	56	4	99	29	5	5	.488	.412
	1999	.322	94	382	93	123	208	24	8	15	51	4	2	1	54	2	95	18	13	5	.545	.405
	TOTAL	.307	424	1627	311	500	758	83	23	43	210	16	6	8	204	7	395	94	43	23	.466	.386
Lawton, Matt	1996	.297	53	212	40	63	102	16	1	7	33	1	0	1	1	0	11	0	1	1	.481	.304
LeCroy, Matt	1998	.308	3	13	2	4	11	1	0	2	4	0	0	0	0	0	7	0	0	0	.846	.308
	1999	.303	29	119	23	36	72	4	1	10	30	0	2	1	5	0	22	0	1	8	.615	.331
	2000	.308	16	65	15	20	40	5	0	5	15	0	0	0	4	0	11	0	0	4	.615	.331
	TOTAL	.305	48	197	40	60	123	10	1	17	49	0	2	1	9	0	40	0	1	12	.624	.345
Lennon, Patrick	1995	.400	34	115	26	46	79	15	0	6	29	0	1	1	12	2	29	2	1	1	.687	.461
Leonard, Mark	1996	.250	59	192	25	48	73	6	2	5	27	0	3	2	41	4	39	0	2	6	.380	.387
Lewis, Marc	1998	.293	119	444	61	130	205	31	1	14	68	3	2	1	23	0	64	10	11	16	.462	.398
Lidle, Kevin	2001	.295	30	88	10	26	36	7	0	1	10	2	1	3	9	0	27	2	1	0	.409	.328
Lopez, Norberto	2001	.000	2	5	0	0	0	0	0	0	0	0	0	0	0	0	1	0	0	0	.000	.000
Lopez, Rene	1996	.241	22	58	5	14	18	4	0	0	14	2	3	0	5	0	10	1	0	2	.310	.302
Marsters, Brandon	1999	.200	11	25	4	5	9	1	0	1	8	0	0	0	2	0	6	0	0	1	.360	.259
Martinez, Brett	2005	.200	1	10	2	2	4	2	0	0	0	0	0	0	0	0	5	0	0	1	.400	.200
Masteller, Dan	1994	.302	98	338	53	102	158	26	3	8	58	2	4	1	21	1	27	4	1	9	.467	.341
	1995	.303	48	152	25	46	82	10	7	4	18	1	3	3	15	3	17	4	1	3	.539	.370
	TOTAL	.302	146	490	78	148	240	36	10	12	76	3	7	4	36	4	44	8	2	12	.490	.350
Mathis, Jeff	2005	.276	112	427	78	118	213	26	3	21	73	5	4	1	42	1	85	4	3	7	.499	.340
	2006	.289	99	384	62	111	165	33	3	5	45	0	5	2	26	1	75	3	1	6	.430	.333
	2007	.244	66	250	39	61	94	14	2	5	26	2	2	2	17	0	45	3	1	8	.376	.295
	2010	.242	9	33	6	8	14	1	1	1	5	0	0	0	4	0	10	0	0	1	.424	.324
	TOTAL	.272	286	1094	185	298	486	74	9	32	149	7	11	5	89	2	215	10	5	22	.444	.327
Matranga, David	2005	.239	56	176	31	42	67	12	2	3	19	6	2	3	31	0	39	6	3	2	.381	.358
McCarty, David	1994	.253	55	186	32	47	71	9	3	3	19	1	2	4	35	0	34	1	3	9	.382	.257
McAnulty, Paul	2010	.302	73	275	43	83	133	18	1	10	54	0	3	0	27	2	39	0	1	6	.484	.361
McIntosh, Tim	1994	.338	118	464	87	157	245	34	0	18	96	2	6	14	26	0	48	1	0	10	.528	.391
McPherson, Dallas	2004	.313	67	259	54	81	176	19	0	20	57	0	1	1	23	4	95	6	3	5	.680	.376
	2005	.278	14	54	8	15	38	1	2	6	19	0	2	0	7	0	20	1	2	1	.704	.349
	2006	.250	56	208	35	52	124	11	5	17	45	0	4	4	15	0	88	3	1	0	.596	.307
	TOTAL	.284	137	521	97	148	338	31	7	43	121	0	7	5	45	4	203	10	6	6	.649	.343
Merloni, Lou	2005	.320	6	25	6	8	11	3	0	0	6	0	0	1	2	0	5	0	0	1	.440	.393
Meyer, Drew	2010	.276	32	116	15	32	44	7	1	1	13	1	0	0	12	0	24	1	1	1	.379	.344
Mientkiewicz, Doug	2000	.334	130	485	96	162	254	32	3	18	96	3	8	3	61	2	68	9	5	17	.524	.406
Miller, Damian	1995	.285	83	295	39	84	118	23	1	3	41	5	2	3	15	1	39	2	4	11	.400	.324
	1996	.286	104	385	54	110	160	27	1	7	55	2	4	6	25	2	58	1	4	13	.416	.336
	1997	.338	85	314	48	106	164	19	3	11	82	1	3	3	29	0	62	6	1	7	.522	.395
	TOTAL	.302	272	994	141	300	442	69	5	21	178	8	9	12	69	3	159	9	9	31	.445	.351
Miller, Travis *	1998	.000	1	1	0	0	0	0	0	0	0	0	0	0	0	0	0	0	0	0	.000	.000
Moeller, Chad	2000	.287	47	167	30	48	78	13	1	5	20	1	1	0	9	1	45	0	1	6	.467	.322
Molina, Benji	2001	.278	5	18	2	5	6	1	0	0	3	0	0	0	2	0	3	0	0	2	.333	.350
Molina, Jose	2001	.300	61	213	29	64	92	11	1	5	3	6	0	2	14	0	49	1	2	7	.432	.349
	2002	.307	79	290	30	89	119	14	2	4	43	7	2	4	12	1	60	0	3	4	.410	.341
	TOTAL	.304	140	503	59	153	211	25	3	9	74	13	2	6	26	1	109	1	5	11	.419	.345



All-Time Salt Lake Stats - Hitting

PLAYER	SEASONS	AVG	G	AB	R	H	TB	2B	3B	HR	RBI	SH	SF	HBP	BB	1BB	SO	SB	CS	DP	SLG	OBP
Molitor, Paul	1998	.500	2	10	0	5	6	1	0	0	0	0	0	0	0	0	0	0	0	1	.600	.500
Mondesi, Raul	2004	.333	2	6	1	2	5	0	0	1	2	0	0	0	1	0	2	0	0	0	.833	.429
Morales, Kendry	2006	.320	66	256	41	82	133	13	1	12	52	0	1	2	14	0	40	0	3	6	.520	.359
	2007	.341	64	255	42	87	124	20	1	5	37	0	1	4	15	1	30	0	2	3	.486	.385
	2008	.341	78	317	46	108	172	19	0	15	64	0	3	1	19	3	43	1	3	9	.543	.376
	<b>TOTAL</b>	<b>.335</b>	<b>208</b>	<b>828</b>	<b>129</b>	<b>277</b>	<b>429</b>	<b>52</b>	<b>2</b>	<b>32</b>	<b>153</b>	<b>0</b>	<b>5</b>	<b>7</b>	<b>48</b>	<b>4</b>	<b>113</b>	<b>1</b>	<b>8</b>	<b>19</b>	<b>.518</b>	<b>.374</b>
Moreta, Ramon	2001	.286	2	7	0	2	2	0	0	0	1	0	0	0	0	0	0	0	1	0	.286	.286
Morgan, Scott	2001	.265	128	501	93	133	262	39	3	28	83	0	2	5	41	4	117	2	0	10	.523	.326
Moriarty, Mike	1998	.224	64	161	21	36	57	8	2	3	19	2	1	1	22	0	39	2	1	1	.354	.319
	1999	.258	128	380	63	98	145	21	7	4	51	11	5	6	56	1	62	6	4	9	.382	.358
	2000	.249	127	390	73	97	167	23	4	13	55	9	4	5	63	0	58	1	2	9	.428	.357
	<b>TOTAL</b>	<b>.248</b>	<b>319</b>	<b>931</b>	<b>157</b>	<b>231</b>	<b>369</b>	<b>52</b>	<b>13</b>	<b>20</b>	<b>125</b>	<b>22</b>	<b>10</b>	<b>12</b>	<b>141</b>	<b>1</b>	<b>159</b>	<b>5</b>	<b>2</b>	<b>6</b>	<b>.396</b>	<b>.351</b>
Morrissey, Adam	2008	.299	32	107	14	32	54	7	0	5	15	0	0	0	10	0	23	1	0	3	.505	.359
Murphy, Nate	2001	.249	53	177	28	44	69	8	1	5	21	2	0	2	16	1	53	1	3	2	.390	.318
Murphy, Tommy	2006	.302	73	285	43	86	129	16	3	7	36	2	1	3	19	2	62	6	13	1	.453	.351
	2007	.270	80	307	36	83	125	18	6	4	32	3	2	2	23	0	67	15	10	4	.407	.323
	<b>TOTAL</b>	<b>.285</b>	<b>153</b>	<b>592</b>	<b>79</b>	<b>169</b>	<b>254</b>	<b>34</b>	<b>9</b>	<b>11</b>	<b>68</b>	<b>5</b>	<b>3</b>	<b>5</b>	<b>42</b>	<b>2</b>	<b>129</b>	<b>21</b>	<b>23</b>	<b>5</b>	<b>.429</b>	<b>.336</b>
Myers, Corey	2006	.263	52	156	23	41	52	5	0	2	12	0	1	1	19	0	29	1	1	3	.333	.345
Napoli, Mike	2006	.244	21	78	12	19	34	6	0	3	10	0	0	4	8	0	29	1	1	0	.436	.344
Nicholas, Darrell	1999	.293	106	348	55	102	140	19	2	5	44	7	1	4	33	0	76	14	7	6	.402	.360
Nieves, Abel	2006	.111	3	9	1	1	1	0	0	0	0	0	0	0	1	0	2	0	1	1	.111	.200
	2009	.262	20	61	5	16	18	2	0	0	5	0	0	0	12	0	15	0	2	5	.295	.384
	2010	.188	7	16	1	3	3	0	0	0	0	0	0	1	3	0	6	0	0	1	.188	.350
	<b>TOTAL</b>	<b>.233</b>	<b>30</b>	<b>86</b>	<b>7</b>	<b>20</b>	<b>22</b>	<b>2</b>	<b>0</b>	<b>0</b>	<b>5</b>	<b>0</b>	<b>0</b>	<b>1</b>	<b>16</b>	<b>0</b>	<b>23</b>	<b>0</b>	<b>3</b>	<b>7</b>	<b>.256</b>	<b>.359</b>
Nieves, Jose	2001	.329	61	258	50	85	141	15	4	11	37	2	2	3	8	0	36	8	7	3	.547	.354
	2002	.286	15	63	12	18	35	3	1	4	13	0	0	0	4	0	6	2	1	1	.556	.328
	<b>TOTAL</b>	<b>.321</b>	<b>76</b>	<b>321</b>	<b>62</b>	<b>103</b>	<b>176</b>	<b>18</b>	<b>5</b>	<b>15</b>	<b>50</b>	<b>2</b>	<b>2</b>	<b>3</b>	<b>12</b>	<b>0</b>	<b>42</b>	<b>10</b>	<b>8</b>	<b>4</b>	<b>.548</b>	<b>.349</b>
Nieves, Wil	2003	.283	102	361	48	102	134	16	2	4	38	3	5	1	25	3	53	1	2	8	.371	.327
	2004	.297	108	421	60	125	193	22	8	10	53	1	1	0	12	0	64	3	6	11	.458	.316
	<b>TOTAL</b>	<b>.290</b>	<b>210</b>	<b>782</b>	<b>108</b>	<b>227</b>	<b>327</b>	<b>38</b>	<b>10</b>	<b>14</b>	<b>91</b>	<b>4</b>	<b>6</b>	<b>1</b>	<b>37</b>	<b>3</b>	<b>117</b>	<b>4</b>	<b>8</b>	<b>19</b>	<b>.418</b>	<b>.321</b>
Ogden, Jamie	1996	.263	123	448	80	118	198	22	2	18	74	2	2	2	45	6	105	17	2	9	.442	.332
	1997	.286	97	367	67	105	175	18	5	14	53	0	0	2	35	2	99	14	3	11	.477	.351
	1998	.250	94	272	29	68	102	16	0	6	32	3	0	2	16	0	65	4	2	7	.375	.297
	<b>TOTAL</b>	<b>.268</b>	<b>314</b>	<b>1087</b>	<b>176</b>	<b>291</b>	<b>475</b>	<b>56</b>	<b>7</b>	<b>38</b>	<b>159</b>	<b>5</b>	<b>2</b>	<b>6</b>	<b>96</b>	<b>8</b>	<b>269</b>	<b>35</b>	<b>7</b>	<b>27</b>	<b>.437</b>	<b>.330</b>
Ortiz, David	1997	.214	10	42	5	9	22	1	0	4	10	0	0	0	2	0	11	0	1	4	.542	.250
	1998	.243	11	37	5	9	18	3	0	2	6	0	0	0	3	0	9	0	0	0	.486	.300
	1999	.315	130	476	85	150	281	35	3	30	110	0	5	3	79	5	105	2	2	8	.590	.412
	<b>TOTAL</b>	<b>.303</b>	<b>151</b>	<b>555</b>	<b>95</b>	<b>168</b>	<b>321</b>	<b>39</b>	<b>3</b>	<b>36</b>	<b>126</b>	<b>0</b>	<b>5</b>	<b>3</b>	<b>84</b>	<b>5</b>	<b>125</b>	<b>2</b>	<b>3</b>	<b>12</b>	<b>.578</b>	<b>.394</b>
Owens, Jayhawk	1998	.205	52	161	19	33	51	9	0	3	16	2	1	2	13	0	63	1	2	1	.317	.271
Parra, Jose *	1997	.000	50	1	0	0	0	0	0	0	0	0	0	0	0	0	0	0	0	0	.000	.000
Patchett, Gary	2007	.253	77	221	33	56	58	2	0	0	18	5	1	3	17	0	49	1	1	5	.262	.314
	2008	.239	95	318	30	76	103	11	2	4	35	8	3	4	29	0	81	2	3	6	.324	.308
	2009	.244	91	307	37	75	100	9	2	4	26	5	3	5	18	0	58	0	6	5	.326	.294
	2010	.255	60	196	18	50	59	4	1	1	25	6	4	6	14	1	51	0	2	3	.301	.318
	<b>TOTAL</b>	<b>.247</b>	<b>323</b>	<b>1042</b>	<b>118</b>	<b>257</b>	<b>320</b>	<b>26</b>	<b>5</b>	<b>9</b>	<b>104</b>	<b>24</b>	<b>11</b>	<b>18</b>	<b>78</b>	<b>1</b>	<b>239</b>	<b>3</b>	<b>12</b>	<b>19</b>	<b>.307</b>	<b>.307</b>
Paul, Josh	2005	.273	9	33	6	9	13	4	0	0	6	0	0	0	6	1	7	0	0	0	.394	.385
Pavkovich, Adam	2003	.200	1	5	0	1	1	0	0	0	0	0	0	0	0	0	0	0	0	0	.200	.200
	2005	.269	106	342	50	92	143	19	4	8	51	7	5	3	27	1	65	5	6	9	.418	.354
	2006	.246	104	317	40	78	131	16	2	11	46	3	8	3	35	0	66	7	6	11	.413	.320
	2007	.267	88	281	43	75	108	25	1	2	32	1	2	4	29	0	57	3	7	10	.384	.342
	2008	.280	121	450	76	126	225	25	4	22	80	3	4	5	38	1	107	8	3	5	.500	.340
	2009	.242	111	397	44	96	138	20	2	6	44	7	3	1	28	0	69	8	2	9	.348	.291
	<b>TOTAL</b>	<b>.261</b>	<b>531</b>	<b>1792</b>	<b>253</b>	<b>467</b>	<b>745</b>	<b>105</b>	<b>13</b>	<b>49</b>	<b>253</b>	<b>21</b>	<b>22</b>	<b>16</b>	<b>157</b>	<b>2</b>	<b>364</b>	<b>31</b>	<b>24</b>	<b>44</b>	<b>.416</b>	<b>.339</b>
Pelaez, Alex	2004	.317	92	353	43	112	161	18	2	9	60	0	7	1	20	2	48	1	1	10	.456	.349
Pettit, Chris	2009	.321	96	371	70	119	179	30	3	8	58	1	3	8	31	0	62	18	2	9	.482	.383
Perez, Darwin	2010	.191	13	47	4	9	14	0	1	1	7	3	0	1	2	0	13	0	1	1	.298	.240
Pierzynski, A.J.	1998	.255	59	208	29	53	85	7	2	7	30	2	1	0	9	2	24	3	1	4	.409	.284
	1999	.259	67	228	29	59	72	10	0	1	25	2	0	0	16	0	29	0	0	11	.316	.307
	2000	.335	41	155	22	52	80	14	1	4	25	2	3	1	5	1	22	1	1	3	.516	.354
	<b>TOTAL</b>	<b>.277</b>	<b>167</b>	<b>591</b>	<b>80</b>	<b>164</b>	<b>237</b>	<b>31</b>	<b>3</b>	<b>12</b>	<b>80</b>	<b>6</b>	<b>4</b>	<b>1</b>	<b>30</b>	<b>3</b>	<b>75</b>	<b>4</b>	<b>2</b>	<b>28</b>	<b>.401</b>	<b>.312</b>

All-Time Salt Lake Stats - Hitting

PLAYER	SEASONS	AVG	G	AB	R	H	TB	2B	3B	HR	RBI	SH	SF	HBP	BB	1BB	SO	SB	CS	DP	SLG	OBP
Porter, Greg	2007	.345	56	200	38	69	102	12	0	7	33	0	1	2	18	0	44	4	0	10	.510	.403
Pose, Scott	1995	.310	70	203	41	63	74	9	1	0	19	3	3	1	29	2	28	13	4	2	.365	.399
Pride, Curtis	2004	.431	19	65	13	28	44	8	1	2	10	1	1	1	4	0	12	2	0	0	.677	.465
	2005	.289	82	280	44	81	137	17	6	9	56	0	0	1	49	3	65	10	5	6	.489	.397
	2006	.311	87	273	54	85	127	18	0	8	44	1	2	1	54	3	75	21	6	10	.465	.424
	2007	.196	20	56	9	11	17	6	0	0	4	0	1	2	5	0	17	4	0	3	.304	.281
	TOTAL	.304	208	674	120	205	325	49	7	19	114	2	4	5	112	6	169	37	11	19	.482	.405
Prieto, Chris	2005	.317	97	363	71	115	166	18	12	3	45	12	3	5	60	1	41	26	10	3	.457	.417
Pritchett, Chris	2001	.303	125	476	66	144	237	36	3	17	75	2	3	1	45	5	102	3	2	7	.498	.362
Quinlan, Robb	2002	.333	136	528	95	176	293	31	13	20	112	0	15	4	41	2	93	8	2	16	.555	.376
	2003	.310	95	393	55	122	175	18	4	9	68	0	2	1	25	2	59	10	3	9	.445	.352
	2004	.296	27	108	15	32	49	9	1	2	17	0	0	0	14	1	14	1	1	3	.454	.377
	2005	.383	15	60	13	23	32	6	0	1	4	0	0	0	2	0	8	0	0	4	.533	.403
	2010	.258	34	128	13	33	39	6	0	0	8	1	0	0	15	0	23	1	0	9	.405	.336
	TOTAL	.317	307	1217	191	386	588	70	18	32	209	1	17	5	97	5	197	20	6	41	.483	.365
Quinlan, Tom	1995	.279	130	466	78	130	215	22	6	17	88	1	6	15	39	2	124	6	3	12	.461	.350
	1996	.282	121	491	81	139	224	38	1	15	81	0	8	15	38	2	121	4	8	8	.456	.348
	TOTAL	.281	251	957	159	269	439	60	7	32	169	1	14	30	77	4	245	10	11	20	.459	.349
Raabe, Brian	1994	.321	123	474	78	152	193	26	3	3	49	0	8	1	50	1	11	9	8	19	.407	.381
	1995	.305	112	440	88	134	187	32	6	3	60	2	7	3	45	2	14	15	0	12	.425	.368
	1996	.351	116	482	103	169	270	39	4	18	69	2	4	4	47	2	19	8	8	12	.560	.410
	TOTAL	.326	351	1396	269	455	650	97	13	24	178	4	19	8	142	5	44	32	16	43	.466	.391
Radmanovich, Ryan	1997	.264	133	485	92	128	245	25	4	28	78	1	5	4	67	7	138	11	4	4	.505	.358
Ramirez, Julio	2002	.273	39	139	17	38	57	3	5	2	10	1	0	1	4	0	31	8	3	2	.410	.299
	2003	.279	110	402	50	112	171	17	6	10	48	0	5	5	12	0	86	16	6	7	.425	.304
	TOTAL	.277	149	541	67	150	228	20	11	12	58	1	5	6	16	0	117	24	9	9	.421	.303
Ramos, Ken	1998	.261	18	69	6	18	27	4	1	1	11	1	0	0	6	0	13	1	1	1	.391	.320
Rath, Gary*	1999	.000	21	0	1	0	0	0	0	0	0	0	0	0	0	0	0	0	0	0	.000	.000
Reimer, Kevin	1996	.285	54	193	29	55	94	9	0	10	33	0	3	5	11	3	31	4	1	4	.487	.340
Remole, Cliff	2006	.214	4	14	2	3	3	0	0	0	1	0	0	0	0	0	3	0	0	0	.214	.214
Richardson, Brian	1999	.277	130	451	77	125	210	23	4	18	73	2	8	6	54	0	104	0	10	46	.416	.356
	2000	.252	42	155	20	39	48	7	1	0	17	0	1	1	6	0	35	2	0	3	.310	.282
	TOTAL	.271	172	606	97	164	258	30	5	18	90	2	9	7	60	0	139	2	0	13	.425	.335
Riggs, Adam	003	.294	103	394	59	116	193	35	0	14	82	1	10	5	37	0	67	8	2	13	.490	.354
	2004	.331	112	450	104	149	285	33	8	29	90	2	7	4	30	2	80	8	3	5	.633	.373
	TOTAL	.314	215	844	163	265	478	68	8	43	172	3	17	9	67	2	147	16	5	18	.566	.364
Rivas, Luis	2000	.318	41	157	33	50	75	14	1	3	25	0	1	2	13	0	21	7	4	3	.478	.376
Rivera, Juan	2006	.556	2	9	3	5	11	3	0	1	6	0	0	0	1	0	0	0	0	1	1.222	.600
	2007	.262	15	61	4	16	24	8	0	0	17	0	1	0	3	0	6	0	0	8	.393	.292
	TOTAL	.300	17	70	7	21	35	11	0	1	23	0	1	0	4	0	6	0	0	9	.500	.333
Roberson, Kevin	2000	.250	36	120	22	30	57	7	1	6	26	0	3	2	12	0	38	0	0	3	.475	.321
Rodriguez, Javy	2004	.263	20	80	9	21	29	3	1	1	7	0	1	0	6	0	13	1	4	1	.363	.310
Rodriguez, Sean	2006	.000	1	2	0	0	0	0	0	0	0	0	0	0	0	0	0	0	0	0	.000	.000
	2008	.306	66	248	68	76	160	19	1	21	52	2	1	9	29	0	45	4	1	4	.645	.394
	2009	.299	103	365	81	109	225	17	6	29	93	3	3	13	51	0	119	9	2	5	.616	.400
	TOTAL	.301	179	615	149	185	385	36	7	50	145	5	4	22	80	0	164	13	3	9	.626	.396
Rosario, Alberto	2008	.333	1	3	1	1	3	0	0	0	0	0	0	0	0	0	0	0	0	0	.333	.333
Rosario, Anderson	2006	.118	18	17	0	2	2	0	0	0	0	0	0	0	0	0	11	0	1	1	.118	.118
	2007	.000	3	1	0	0	0	0	0	0	0	0	0	0	1	0	0	1	0	0	.000	.500
	TOTAL	.111	21	18	0	2	2	0	0	0	0	0	0	0	1	0	11	1	1	1	.111	.158
Rupp, Chad	1997	.272	117	426	77	116	245	19	7	32	94	3	6	7	49	1	112	2	1	10	.575	.352
	1998	.291	115	413	78	120	211	25	3	20	89	1	8	6	61	4	105	8	3	3	.511	.383
	1999	.193	37	119	18	23	57	3	0	7	18	0	3	2	17	0	48	3	0	4	.395	.298
	TOTAL	.270	269	958	173	259	403	47	10	59	201	4	17	15	127	5	275	13	4	17	.525	.359
Russo, Paul	1994	.296	35	115	18	34	50	7	0	3	17	0	3	2	12	0	28	0	3	4	.435	.372
Ryan, Jason*	2000	1.000	18	1	1	1	2	1	0	0	0	0	0	0	0	0	0	0	0	0	2.000	1.000
Ryan, Michael	2000	.222	3	9	1	2	2	0	0	0	2	0	0	0	3	0	2	0	0	1	.222	.417
	2010	.277	81	307	48	85	127	22	4	4	37	2	5	0	24	0	46	2	0	8	.414	.324
	TOTAL	.275	84	316	49	87	129	22	4	4	39	2	5	0	27	0	48	2	0	9	.408	.328
Salazar, Oscar	2003	.308	7	26	5	8	15	2	1	1	4	0	1	0	3	0	4	0	0	1	.577	.367



All-Time Salt Lake Stats - Hitting

PLAYER	SEASONS	AVG	G	AB	R	H	TB	2B	3B	HR	RBI	SH	SF	HBP	BB	1BB	SO	SB	CS	DP	SLG	OBP
Sandoval, Freddy	2008	.335	131	525	92	176	270	45	2	15	88	4	7	4	47	3	74	6	3	20	.514	.389
	2009	.300	67	277	46	83	127	16	5	6	46	0	0	0	26	2	39	12	3	6	.458	.360
	2010	.210	22	81	13	17	20	1	1	0	10	0	0	2	12	1	12	0	0	0	.247	.326
	TOTAL	.313	220	883	151	276	417	62	8	21	144	4	7	6	85	6	125	18	6	26	.472	.374
Sears, Todd	2000	.364	3	11	2	4	8	1	0	1	4	0	0	0	1	0	2	0	0	1	.727	.417
Segura, Jean	2009	.421	7	19	2	8	10	2	0	0	2	0	0	0	0	0	4	0	0	0	.526	.421
Shave, Jon	1997	.329	103	395	75	130	184	27	3	7	60	1	8	6	39	0	62	6	6	9	.466	.391
	1998	.338	90	317	63	107	141	20	1	4	41	5	1	13	34	1	46	8	9	7	.445	.422
	TOTAL	.333	193	712	138	237	325	47	4	11	101	6	9	19	73	1	108	14	15	16	.456	.405
Shelton, Ben	1995	.242	9	33	7	8	14	1	1	1	6	0	0	0	6	0	16	0	0	0	.424	.359
Short, Rick	2002	.356	105	410	71	146	200	29	2	7	68	0	4	9	23	1	43	3	2	4	.488	.399
Simons, Mitch	1995	.325	130	480	87	156	207	34	4	3	46	4	2	10	47	2	45	32	16	9	.431	.395
	1996	.264	129	512	76	135	193	27	8	5	59	3	4	8	43	3	59	35	11	7	.377	.328
	1997	.299	115	462	87	138	207	34	10	5	59	9	5	5	47	4	48	26	5	7	.448	.366
	TOTAL	.295	374	1454	250	429	607	95	22	13	164	16	11	23	137	9	152	93	32	23	.417	.362
Smith, Casey	2004	.273	69	256	32	70	89	9	2	2	27	4	1	1	18	0	37	8	2	4	.348	.322
	2005	.221	83	272	37	60	70	6	2	0	18	2	2	3	24	1	40	6	3	3	.257	.289
	2006	.280	110	397	62	111	158	27	4	4	55	8	4	4	21	1	57	4	8	6	.398	.319
	2007	.290	109	393	49	114	154	24	5	2	53	7	3	2	28	0	54	13	3	12	.392	.338
	TOTAL	.261	371	1318	180	355	471	66	13	8	153	21	10	10	99	2	188	31	16	25	.357	.323
Smith, Coby	2007	.158	9	19	6	3	3	0	0	0	4	0	2	1	3	0	4	4	1	1	.158	.280
	2008	.195	42	123	12	24	29	3	1	0	8	1	1	3	13	0	21	3	1	1	.236	.286
	2009	.143	4	14	1	2	2	0	0	0	0	0	0	0	0	0	1	0	1	1	.143	.143
	TOTAL	.186	55	156	19	29	34	3	1	0	12	1	3	4	16	0	26	7	3	3	.218	.274
Smith, Corey	2008	.174	7	23	1	4	7	0	0	1	2	0	0	0	2	1	8	0	0	2	.304	.240
Smith, Jeff	1997	.250	7	12	2	3	5	2	0	0	2	0	0	0	1	0	3	0	0	0	.417	.308
	1998	.254	23	67	9	17	20	3	0	0	2	2	0	0	4	0	13	0	0	2	.299	.296
	1999	.389	5	18	5	7	13	3	0	1	3	0	0	0	0	0	1	0	0	1	.722	.389
	2000	.286	25	84	10	24	34	4	0	2	9	0	0	1	2	1	20	1	0	1	.405	.310
	TOTAL	.282	60	181	26	51	72	12	0	3	16	2	0	1	7	1	37	1	0	4	.398	.312
Snider, Van	1995	.357	32	115	25	41	69	7	0	7	28	1	0	0	7	0	17	1	0	5	.600	.393
Sorensen, Zach	2004	.309	95	359	73	111	144	16	4	3	37	6	6	0	45	0	58	22	5	6	.401	.380
	2005	.303	78	287	47	87	110	11	3	2	41	10	6	1	34	0	55	21	9	5	.383	.372
	TOTAL	.307	173	646	120	198	254	27	7	5	78	16	12	1	79	0	113	43	14	11	.393	.377
Specht, Brian	2004	.237	54	190	30	45	68	10	2	3	15	0	0	2	17	0	45	8	1	2	.358	.306
	2005	.308	73	263	40	81	133	18	5	8	36	1	0	2	25	0	47	12	7	2	.506	.372
	2006	.269	28	93	16	25	39	3	1	3	13	1	0	0	11	0	22	7	1	1	.419	.346
	TOTAL	.278	155	546	86	151	240	31	8	14	64	2	0	4	53	0	114	27	9	5	.440	.345
Stahowiak, Scott	1994	.318	123	437	96	139	231	41	6	13	94	0	6	5	70	5	90	6	8	12	.529	.413
	1995	.303	9	33	6	10	11	1	0	0	5	0	0	0	6	0	3	2	0	0	.333	.410
	1997	.214	8	28	5	6	12	0	0	2	10	0	0	1	5	0	8	0	0	1	.429	.353
	1998	.316	111	399	71	126	225	33	6	18	82	0	7	1	45	4	94	5	2	9	.564	.388
	TOTAL	.313	251	897	178	281	479	75	12	33	191	0	13	7	126	9	195	13	10	22	.534	.397
Statia, Hainley	2009	.000	4	6	2	0	0	0	0	0	0	0	0	0	2	0	2	0	0	0	.000	.250
	2010	.260	30	96	10	25	31	4	1	0	14	1	0	0	13	1	14	1	1	5	.323	.349
	TOTAL	.245	34	102	12	25	31	4	1	0	14	1	0	0	15	1	16	1	1	5	.304	.342
Stricklin, Scott	1994	.000	2	2	0	0	0	0	0	0	0	0	0	0	0	0	0	0	0	0	.000	.000
Sumi, Ikko	2009	.000	1	1	0	0	0	0	0	0	0	0	0	0	0	0	0	0	0	0	.000	.000
Sutton, Nate	2009	.250	24	84	12	21	31	4	3	0	10	1	2	1	9	1	12	3	0	1	.369	.323
	2010	.259	113	397	63	103	142	19	7	2	38	3	2	4	46	1	72	13	7	13	.358	.341
	TOTAL	.258	137	481	75	124	173	23	10	2	48	4	4	5	55	2	84	16	7	14	.360	.338
t'Hoen, E.J.	2001	.219	18	64	8	14	25	5	0	2	7	0	0	2	1	0	18	0	1	3	.391	.254
Thomas, Derrick	2008	.000	1	1	0	0	0	0	0	0	0	0	0	0	0	0	0	0	0	0	.000	.000
Thrower, Jake	2004	.298	120	456	73	136	190	29	2	7	65	1	7	4	41	0	53	5	2	9	.417	.356
Tolentino, Juan	2001	.277	114	452	70	125	199	35	3	11	66	4	3	5	25	0	87	17	4	7	.440	.320
Torres, Gabby	2000	.000	1	1	0	0	0	0	0	0	0	0	0	0	0	0	0	0	0	0	.000	.000
Trumbo, Mark	2010	.301	139	532	103	160	307	29	5	36	122	0	4	1	58	8	126	3	4	12	.577	.368
Urquhart, Derick	2002	.222	14	54	6	12	19	2	1	1	6	0	0	0	5	0	11	0	2	1	.352	.288
Valdez, Mario	2000	.366	88	317	76	116	196	24	1	18	85	1	6	3	57	3	46	1	1	10	.618	.460
Valentin, Javier	2000	.357	39	140	25	50	91	16	2	7	35	0	1	1	9	0	27	1	0	1	.650	.397

\*Indicates Pitcher

All-Time Salt Lake Stats - Hitting

PLAYER	SEASONS	AVG	G	AB	R	H	TB	2B	3B	HR	RBI	SH	SF	HBP	BB	1BB	SO	SB	CS	DP	SLG	OBP
Walker, Brian	2010	.300	6	20	1	6	7	1	0	0	6	1	0	0	1	0	3	0	0	1	.350	.333
Walker, Chris	2008	.257	78	319	45	82	108	11	6	1	27	5	3	1	17	1	58	14	10	2	.339	.294
Walker, Todd	1996	.339	135	551	94	187	330	41	9	28	111	2	10	5	57	11	91	13	8	17	.599	.400
	1997	.345	83	322	69	111	166	20	1	11	53	2	7	1	46	3	49	5	5	10	.516	.420
	2000	.325	63	249	51	81	103	14	1	2	37	3	3	0	32	0	32	8	3	6	.414	.398
	TOTAL	.338	281	1122	214	379	599	75	11	41	201	7	20	6	135	14	172	26	16	33	.534	.406
Wesson, Barry	2003	.280	123	475	62	133	196	27	6	8	53	0	5	3	38	0	86	17	3	10	.413	.334
	2004	.233	45	163	17	38	57	10	0	3	24	3	3	0	16	1	35	4	1	3	.350	.297
	TOTAL	.268	168	638	79	171	253	37	6	11	75	3	8	3	54	1	121	21	4	13	.397	.324
Willits, Reggie	2006	.327	97	352	85	115	150	18	4	3	39	4	2	2	77	2	50	31	15	5	.426	.448
	2008	.378	10	37	7	14	18	2	1	0	4	1	0	0	5	0	6	1	1	0	.486	.452
	2009	.261	62	234	40	61	76	10	1	1	27	4	6	2	34	0	44	11	4	5	.325	.351
	TOTAL	.305	169	623	132	190	244	30	6	4	70	9	8	4	116	2	100	43	20	10	.392	.413
Williams, Eddie	1999	.316	97	345	56	109	184	24	0	17	57	0	2	5	35	1	68	0	1	13	.533	.385
Williams, George	1999	.303	74	228	38	69	105	16	1	6	31	0	0	6	42	2	51	0	3	9	.461	.424
Wilson, Bobby	2007	.295	40	132	15	39	66	13	1	3	22	1	0	0	8	1	18	1	0	6	.477	.336
	2008	.312	72	260	33	81	113	20	0	4	45	3	2	4	29	1	45	0	0	5	.435	.386
	2009	.271	97	354	38	96	141	19	1	8	55	4	0	1	22	0	56	0	0	10	.398	.316
	2010	.500	3	6	2	3	6	0	0	1	3	1	1	0	4	0	1	0	0	1	1.000	.636
	TOTAL	.291	212	752	88	219	326	52	2	16	125	9	3	5	63	2	120	1	0	22	.430	.349
Wilson, Gary *	1998	.000	10	1	0	0	0	0	0	0	0	0	0	0	0	0	0	0	0	0	.000	.000
Wipke, Flint	2008	.077	5	13	3	1	1	0	0	0	0	0	0	0	2	0	7	1	0	1	.077	.200
	2009	.214	5	14	2	3	6	0	0	1	3	0	0	0	2	0	3	0	0	0	.429	.313
	TOTAL	.148	10	27	5	4	7	0	0	1	3	0	0	0	4	0	10	1	0	1	.259	.258
Wood, Brandon	2005	.316	4	19	1	6	10	2	1	0	1	0	0	0	0	0	6	0	0	0	.526	.316
	2007	.272	111	437	73	119	217	27	1	23	77	0	5	1	45	0	120	10	1	10	.497	.338
	2008	.296	103	395	82	117	235	21	2	31	84	0	2	6	45	1	104	6	5	9	.595	.375
	2009	.293	99	386	65	113	215	28	4	22	72	0	4	4	36	3	80	1	1	11	.557	.353
	2010	.196	13	51	4	10	13	0	0	1	2	0	0	0	3	0	17	0	0	1	.255	.241
	TOTAL	.283	330	1288	225	365	690	78	8	77	236	0	11	9	129	4	327	17	7	31	.536	.350
Wooten, Shawn	2002	.262	10	42	2	11	13	2	0	0	7	0	0	1	0	0	11	0	0	1	.310	.279
Zamora, Junior	2001	.300	6	20	3	6	15	1	1	2	4	0	0	0	2	0	3	0	0	0	.750	.364



All-Time Salt Lake Stats - Pitching

All-Time Individual Bees

Career Pitching Stats

PLAYER	SEASONS	W-L	PCT	ERA	GP	GS	CG	SHO	SV	IP	H	R	ER	HR	HB	BB	IBB	SO	WP	BK
Adenhardt, Nick	2008	9-13	.409	5.76	26	26	0	0	0	145.1	173	99	93	15	3	75	0	110	9	5
Albano, Marco	2008	0-0	.000	0.00	1	0	0	0	0	1.0	1	0	0	0	0	1	0	1	0	0
	2010	3-6	.333	6.52	15	10	0	0	0	59.1	67	43	43	3	2	43	0	31	1	0
	TOTAL	3-6	.333	6.41	16	10	0	0	0	60.1	68	43	43	3	2	44	0	32	1	0
Aldred, Scott	1997	3-3	.500	7.03	7	7	0	0	0	39.2	56	39	31	4	1	16	1	23	7	0
Aldridge, Ryan	2010	0-0	.000	6.00	3	0	0	0	1	3.0	7	2	2	0	1	0	0	4	0	0
Allen, Luke*	2005	0-0	.000	0.00	1	0	0	0	0	1.0	1	0	0	0	0	0	0	0	0	0
Alvarado, Giancarlo	2008	7-5	.583	4.27	26	23	1	0	0	130.2	123	69	62	14	6	64	1	131	6	0
Alvarez, Juan	2001	2-2	.500	4.95	48	1	0	0	0	67.1	68	42	37	13	0	41	0	94	4	5
Andrade, Steve	2004	0-1	.000	3.00	2	0	0	0	3	13.2	15	7	7	1	1	8	0	17	0	0
Andrews, Clayton	2005	8-8	.500	6.31	28	20	0	0	0	122.2	165	97	86	16	3	45	0	58	4	0
Armstrong, Chris	2008	1-0	1.000	5.06	5	0	0	0	0	5.1	4	3	3	0	1	4	0	1	2	0
Arnold, Mitch	2004	0-0	.000	13.50	4	0	0	0	0	6.2	15	10	10	1	0	4	0	2	0	1
Arredondo, Jose	2007	0-0	.000	3.00	2	0	0	0	0	3.0	2	1	1	0	0	2	0	1	0	0
	2008	1-1	.500	2.12	15	0	0	0	10	17.0	12	4	4	2	1	4	0	15	1	0
	2009	1-1	.500	2.18	19	0	0	0	1	20.2	13	7	5	1	2	14	1	24	1	0
	TOTAL	2-2	.500	2.21	36	0	0	0	11	40.2	27	12	10	3	3	20	1	39	2	0
Aspito, Jason *	2006	0-0	.000	18.00	1	0	0	0	0	1.0	5	2	2	0	1	0	0	0	0	0
Astacio, Hector	2004	0-0	.000	2.70	1	0	0	0	0	3.1	3	2	1	1	0	1	0	2	0	0
Austen, David	2008	1-1	.500	8.04	10	4	0	0	0	28.0	41	27	25	4	0	9	1	19	0	0
	2009	2-5	.286	7.17	10	8	0	0	0	42.2	59	37	34	4	1	13	0	20	2	1
	TOTAL	3-6	.333	7.51	20	12	0	0	0	70.2	100	64	59	8	1	22	1	39	2	1
Baez, Kevin *	1997	0-0	.000	0.00	2	0	0	0	0	2.0	1	0	0	0	0	2	0	1	1	0
Bailey, Dwayne *	2010	0-0	.000	27.00	1	2	3	3	0	1.0	2	3	3	0	0	2	0	1	0	0
Baptist, Travis	1997	4-1	.800	2.08	7	6	1	1	0	47.2	47	16	11	3	1	9	0	28	2	1
	1998	8-5	.615	3.12	21	21	1	0	0	135.2	128	53	47	12	4	41	1	98	7	1
	1999	1-3	.250	5.35	17	6	0	0	1	38.2	46	24	23	6	1	17	0	23	3	0
	TOTAL	13-9	.591	3.28	45	33	2	1	1	222.0	221	93	81	21	6	67	1	149	12	2
Barcelo, Marc	1995	8-13	.381	7.05	28	28	2	0	0	143.0	214	131	112	19	6	59	2	63	4	2
	1996	2-2	.500	6.52	12	9	0	0	0	59.1	82	45	43	8	3	17	1	34	4	0
	TOTAL	10-15	.400	6.89	40	37	2	0	0	202.1	296	176	155	27	9	76	3	97	8	2
Barnes, John *	2000	0-0	.000	18.00	1	0	0	0	0	1.0	0	2	2	0	1	4	0	1	0	0
Beck, Brad	2005	0-0	.000	0.00	1	0	0	0	0	1.0	1	0	0	0	0	0	0	1	0	0
Bell, Jason	1999	5-5	.500	6.37	18	15	0	0	0	76.1	96	58	54	12	3	35	0	72	4	1
Bell, Trevor	2009	3-4	.429	3.15	11	11	2	2	0	71.1	67	27	25	5	2	15	1	38	0	0
	2010	2-0	1.000	3.00	6	6	0	0	0	30.0	30	12	10	3	2	6	0	19	1	0
	TOTAL	5-4	.556	3.11	17	17	2	2	0	101.1	97	39	35	8	4	21	1	57	1	0
Beltre, Esteban*	1998	0-0	.000	0.00	1	0	0	0	0	0.1	1	1	0	0	0	0	0	0	0	0
Bennett, Erik	1996	3-1	.750	6.38	17	0	0	0	0	24.0	27	17	17	4	2	14	1	10	0	0
Bergman, Dusty	2002	1-1	.500	6.44	21	0	0	0	1	29.1	34	25	21	7	2	9	0	26	1	0
	2003	0-1	.000	20.25	1	0	0	0	0	1.1	5	5	3	0	0	1	0	0	0	0
	2004	1-2	.333	2.85	45	0	0	0	1	72.2	83	25	23	2	2	13	0	54	1	0
	2005	8-5	.615	3.17	44	0	0	0	8	71.0	77	25	25	10	0	18	0	55	3	0
	TOTAL	10-9	.526	3.72	111	0	0	0	10	174.1	198	90	72	19	4	41	0	135	5	0
Beverlin, Jason	2001	6-2	.750	4.23	19	12	1	0	0	83.0	82	41	39	9	0	19	0	65	0	0
Bland, Nathan	2006	7-6	.538	5.57	33	15	0	0	0	108.1	134	83	67	14	4	27	1	81	7	2
Bones, Ricky	1998	5-1	.833	3.42	8	8	0	0	0	47.1	41	20	18	5	3	19	1	41	1	0
Bonilla, Henry	2007	12-8	.600	5.78	29	29	1	0	0	165.0	203	114	106	22	7	50	0	90	3	0
	2008	5-2	.714	4.67	51	1	0	0	3	71.1	70	45	37	11	0	33	2	64	6	0
	TOTAL	17-10	.630	5.45	80	30	1	0	3	236.1	273	159	143	33	7	83	2	154	9	0

All-Time Salt Lake Stats - Pitching																				
PLAYER	SEASONS	W-L	PCT	ERA	GP	GS	CG	SHO	SV	IP	H	R	ER	HR	HB	BB	IBB	SO	WP	BK
Bootcheck, Chris	2002	4-3	.571	3.88	9	9	1	1	0	58.0	64	29	25	5	2	16	0	38	1	0
	2003	8-9	.471	4.25	28	26	3	0	0	171.1	194	103	81	19	7	43	1	82	1	0
	2004	11-9	.550	5.12	28	28	3	1	0	163.1	202	109	93	22	6	60	2	105	7	0
	2005	7-4	.636	5.42	21	21	0	0	0	116.1	144	75	70	13	1	50	0	90	4	0
	2006	4-3	.571	6.72	40	5	0	0	1	65.2	84	56	49	10	6	34	0	43	5	0
	2008	0-0	.000	2.86	19	0	0	0	1	28.1	29	12	9	2	1	17	0	34	4	0
	TOTAL	34-28	.548	4.88	145	89	7	2	2	603.0	717	384	327	71	23	220	3	392	22	0
Borbon Jr., Pedro	2005	0-0	.000	6.75	8	0	0	0	0	5.1	7	4	4	1	1	3	0	4	0	0
Borland, Toby	2001	7-3	.700	2.30	45	1	0	0	3	74.1	53	25	19	2	2	29	0	92	9	0
Boshers, Buddy	2009	0-0	.000	0.00	2	0	0	0	0	1.1	1	0	0	0	0	0	0	1	0	0
Bowers, Shane	1997	6-2	.750	4.79	9	9	1	0	0	56.1	64	35	30	12	3	14	0	46	2	0
	1998	9-7	.563	5.89	33	16	2	0	0	110.0	137	76	72	18	1	40	0	101	6	0
	1999	7-4	.636	5.68	31	18	0	0	0	122.0	149	86	77	25	1	54	0	103	11	0
	TOTAL	22-13	.629	5.59	73	43	3	0	0	288.1	350	197	179	55	5	108	0	250	19	0
Brandt, Doug	2007	0-1	.000	31.50	1	1	0	0	0	2.0	8	7	7	0	0	1	0	0	0	0
Browning, Barret	2010	2-1	.667	6.54	26	1	0	0	0	42.2	61	33	31	4	3	22	1	41	5	0
Brummett, Greg	1994	4-3	.571	5.53	13	13	0	0	0	71.2	90	49	44	10	2	28	1	44	6	0
Brunet, Mike	2004	2-8	.200	6.51	13	12	0	0	0	65.0	85	57	47	6	3	29	0	49	2	1
	2005	5-3	.625	7.53	19	0	0	0	0	28.2	37	25	24	4	2	12	0	25	6	0
	TOTAL	7-11	.389	6.82	32	12	0	0	0	93.2	122	82	71	10	5	41	0	74	8	1
Brunson, Wil	2001	2-2	.500	4.39	39	1	0	0	0	69.2	73	37	34	9	1	20	2	52	0	1
Bruske, Jim	2001	3-1	.750	4.89	27	5	0	0	1	57.0	70	35	31	9	4	10	0	58	3	0
Bryant, Shawn	1994	5-9	.357	6.27	33	21	1	0	2	139.1	168	112	97	16	5	65	1	59	13	1
	1995	4-1	.800	4.88	31	0	0	0	0	48.0	62	31	26	1	2	16	2	27	1	2
	TOTAL	9-10	.474	5.91	64	21	1	0	2	187.1	230	143	123	17	7	81	3	86	14	3
Bulger, Jason	2006	2-2	.500	4.72	27	0	0	0	4	34.1	30	19	18	0	4	15	0	44	2	0
	2007	5-2	.714	3.76	49	0	0	0	10	52.2	51	24	22	4	1	24	1	81	3	1
	2008	4-0	1.000	0.63	37	0	0	0	16	43.0	25	3	3	0	1	22	1	75	5	0
	2010	0-0	.000	0.96	10	0	0	0	0	9.1	3	1	1	0	2	9	0	12	0	0
	TOTAL	11-4	.733	2.84	123	0	0	0	30	139.1	109	47	44	4	8	70	2	212	10	1
Burke, Jamie *	2002	0-0	.000	0.00	1	0	0	0	0	1.0	0	0	0	0	0	2	0	0	0	0
Busby, Mike	2000	0-0	.000	6.75	7	0	0	0	0	9.1	16	7	7	2	0	9	0	8	2	0
Cabrera, Daniel	2010	0-2	.000	11.70	3	3	0	0	0	10.0	14	13	13	1	1	7	0	8	2	0
Cabrera, Francis	2009	0-0	.000	4.50	2	0	0	0	0	2.0	2	1	1	0	0	1	0	1	1	0
Callaway, Mickey	2002	9-2	.818	1.68	17	14	1	0	0	91.7	79	26	17	7	1	22	0	75	5	2
	2003	1-0	1.000	2.95	7	4	0	0	0	21.1	22	8	7	1	0	6	0	10	1	0
	TOTAL	10-2	.833	1.92	24	18	1	0	0	112.2	101	34	24	8	1	28	0	85	6	2
Campbell, Kevin	1994	3-2	.600	3.60	29	0	0	0	7	40.0	39	17	16	1	1	14	1	35	2	0
Carmona, Ysmael	2010	1-1	.500	3.18	6	0	0	0	0	5.2	5	2	2	0	0	6	0	7	2	0
Carrasco, Hector	1999	1-0	1.000	0.00	3	0	0	0	1	4.1	3	0	0	0	0	1	0	3	0	0
Carroll, Dave	1999	0-1	.000	6.55	36	0	0	0	2	34.1	34	25	25	5	3	19	1	26	6	0
Cassevah, Bobby	2010	3-4	.429	4.27	45	0	0	0	5	59.0	69	32	28	7	4	25	3	38	2	0
Cey, Dan *	1999	0-0	.000	36.00	1	0	0	0	0	1.0	3	4	4	1	0	1	0	0	0	0
Chatwood, Tyler	2010	1-0	1.000	6.35	1	1	0	0	0	5.2	9	4	4	1	0	0	0	3	0	0
Collazo, Willie	2005	0-1	.000	7.71	11	1	0	0	0	23.1	29	20	20	7	4	9	0	12	2	0
Colon, Bartolo	2006	0-1	.000	6.17	2	2	0	0	0	11.2	14	8	8	4	1	2	0	3	1	0
	2007	2-0	1.000	2.40	3	3	0	0	0	15.0	12	4	4	0	0	3	0	8	0	0
	TOTAL	2-1	.667	4.05	5	5	0	0	0	26.2	26	12	12	4	1	5	0	11	1	0
Cook, Andy	1994	0-2	.000	6.75	3	3	0	0	0	14.2	17	14	11	2	1	4	0	7	1	0
Cooper, Brian	2001	12-8	.600	4.63	28	28	1	0	0	173.0	181	98	89	26	9	58	0	109	6	0
Courtright, John	1995	3-7	.300	6.80	18	17	1	0	0	84.2	108	70	64	6	0	36	7	42	4	2
Cox, Jason	2004	0-0	.000	54.00	1	0	0	0	0	0.1	1	2	2	0	0	1	0	0	0	0
Cressend, Jack	2000	4-4	.500	3.44	54	1	0	0	8	86.1	87	40	33	3	1	39	4	87	6	0
Cruz Chavez, Rafael	2006	0-0	.000	11.81	5	0	0	0	0	5.1	8	7	7	3	0	1	0	4	1	0
Cumberland, Chris	1998	3-2	.600	5.93	17	1	1	1	0	30.1	37	21	20	2	1	18	1	19	5	3
Cummings, Ryan	2002	3-2	.600	3.80	22	0	0	0	0	23.2	24	11	10	2	1	6	0	13	2	0
	2003	1-3	.750	8.36	12	0	0	0	0	14.0	22	14	13	2	2	7	0	6	0	0
	TOTAL	4-5	.444	5.50	34	0	0	0	0	37.2	46	25	23	4	3	13	0	19	2	3
Cyr, Eric	2004	0-0	.000	1.08	2	2	0	0	0	8.1	3	2	2	1	1	7	0	6	0	0
	2005	5-5	.500	5.64	38	9	0	0	1	99.0	130	71	62	14	4	28	1	61	4	0
	TOTAL	5-5	.500	5.37	40	11	0	0	1	107.1	133	73	64	15	5	35	1	67	4	0



All-Time Salt Lake Stats - Pitching

PLAYER	SEASONS	W-L	PCT	ERA	GP	GS	CG	SHO	SV	IP	H	R	ER	HR	HB	BB	IBB	SO	WP	BK
Davidson, Daniel	2006	1-2	.333	5.79	4	4	1	0	0	23.1	32	16	15	3	0	6	0	17	1	0
	2008	0-0	.000	2.35	4	0	0	0	0	7.2	7	2	2	1	1	0	0	2	0	0
	2009	2-3	.400	7.33	45	0	0	0	0	50.1	66	44	41	12	7	24	2	46	2	0
	2010	8-2	.800	5.17	16	16	0	0	0	87.0	98	51	50	14	2	28	0	63	6	0
	<b>TOTAL</b>	<b>11-7</b>	<b>.611</b>	<b>5.77</b>	<b>69</b>	<b>20</b>	<b>1</b>	<b>0</b>	<b>0</b>	<b>168.1</b>	<b>203</b>	<b>113</b>	<b>108</b>	<b>30</b>	<b>10</b>	<b>58</b>	<b>2</b>	<b>128</b>	<b>9</b>	<b>0</b>
DeHoyos, Gabe	2010	5-1	.833	3.06	38	0	0	0	1	82.1	72	31	28	4	5	33	0	80	6	0
Denham, Dan	2009	9-9	.500	4.97	29	22	0	0	0	128.2	151	88	71	16	2	61	0	62	7	0
Diaz, Amalio	2010	5-6	.455	5.68	28	12	0	0	1	90.1	111	61	57	4	5	40	3	69	1	0
Dillinger, John	2002	3-0	1.000	6.64	8	6	0	0	0	42.0	56	33	31	8	5	7	0	26	2	1
Dinga, Milan	2008	0-0	.000	0.00	1	0	0	0	0	1.0	1	0	0	0	0	1	0	1	0	0
Donaldson, Bo	2003	0-0	.000	1.80	3	0	0	0	0	5.0	5	1	1	1	0	2	0	5	0	0
Donnelly, Brendan	2001	5-1	.833	2.40	29	0	0	0	1	41.1	38	11	11	4	0	8	0	50	2	0
	2002	4-0	1.000	3.48	25	0	0	0	6	33.2	27	13	13	5	2	11	0	42	2	1
	2004	0-0	.000	7.71	3	0	0	0	0	2.1	2	2	2	0	0	2	0	6	2	0
	<b>TOTAL</b>	<b>9-1</b>	<b>.900</b>	<b>3.03</b>	<b>57</b>	<b>0</b>	<b>0</b>	<b>0</b>	<b>7</b>	<b>77.1</b>	<b>67</b>	<b>26</b>	<b>26</b>	<b>9</b>	<b>2</b>	<b>21</b>	<b>0</b>	<b>98</b>	<b>4</b>	<b>1</b>
Downs, Kelly	1994	1-0	1.000	5.14	2	1	0	0	0	7.0	7	4	4	1	0	1	0	5	0	0
Dreyer, Steve	1997	1-0	1.000	7.36	27	0	0	0	2	44.0	65	38	36	4	1	10	2	34	1	0
Duncan, Chip	1997	0-0	.000	7.94	5	1	0	0	0	11.1	17	13	10	1	0	3	0	16	6	1
Duncan, Courtney	2003	0-0	.000	0.00	2	0	0	0	0	2.2	2	0	0	0	1	2	0	5	1	0
Dunn, Scott	2003	0-0	.000	11.74	6	0	0	0	0	7.2	9	10	10	1	0	10	0	11	1	0
	2004	10-4	.714	3.21	46	6	0	0	1	89.2	72	36	32	6	3	56	0	84	4	0
	2005	5-7	.417	3.82	47	6	0	0	9	92.0	83	44	39	7	1	41	1	98	5	0
	<b>TOTAL</b>	<b>15-11</b>	<b>.577</b>	<b>3.85</b>	<b>99</b>	<b>12</b>	<b>0</b>	<b>0</b>	<b>10</b>	<b>189.1</b>	<b>164</b>	<b>90</b>	<b>81</b>	<b>14</b>	<b>4</b>	<b>107</b>	<b>1</b>	<b>193</b>	<b>10</b>	<b>0</b>
Emanuel, Brandon	2002	2-3	.400	7.25	7	7	0	0	0	36.0	59	29	29	9	1	11	0	27	1	0
	2003	6-10	.375	5.14	29	23	1	0	2	147.0	186	93	84	25	4	37	1	71	4	0
	2004	5-8	.385	6.08	38	7	0	0	3	84.1	115	68	57	14	0	56	0	84	3	0
	<b>TOTAL</b>	<b>13-21</b>	<b>.382</b>	<b>5.72</b>	<b>74</b>	<b>37</b>	<b>1</b>	<b>0</b>	<b>5</b>	<b>267.1</b>	<b>360</b>	<b>190</b>	<b>170</b>	<b>48</b>	<b>6</b>	<b>104</b>	<b>1</b>	<b>182</b>	<b>8</b>	<b>0</b>
Escobar, Kelvim	2005	1-0	1.000	2.51	4	4	0	0	0	14.1	14	4	4	2	1	8	0	22	1	0
	2009	0-0	.000	7.20	1	1	0	0	0	5.0	8	5	4	0	1	2	0	1	0	0
	<b>TOTAL</b>	<b>1-0</b>	<b>1.000</b>	<b>3.72</b>	<b>5</b>	<b>5</b>	<b>0</b>	<b>0</b>	<b>0</b>	<b>19.1</b>	<b>22</b>	<b>9</b>	<b>8</b>	<b>2</b>	<b>2</b>	<b>10</b>	<b>0</b>	<b>23</b>	<b>1</b>	<b>0</b>
Espina, Rendy	2001	0-0	.000	3.86	2	0	0	0	0	2.1	1	1	1	0	0	0	0	1	0	0
Esslinger, Cam	2004	1-0	1.000	7.43	8	0	0	0	0	13.1	19	11	11	2	3	8	0	8	0	2
Figueroa, Luis *	2009	0-0	.000	0.00	1	0	0	0	0	1	0	0	0	0	0	0	0	0	0	0
Fiore, Tony	1999	2-1	.667	3.47	40	0	0	0	19	46.2	45	21	18	1	2	26	3	38	3	1
Fish, Robert	2009	0-0	.000	0.00	1	0	0	0	0	0.2	0	0	0	0	0	1	0	0	0	0
Gandarillas, Gus	1995	2-3	.400	6.44	22	0	0	0	2	29.1	34	23	21	5	1	19	4	17	5	0
	1997	1-0	1.000	3.18	11	2	0	0	2	22.2	22	8	8	1	1	6	1	13	1	0
	1998	4-5	.444	5.27	53	1	0	0	4	70.0	88	47	41	4	0	24	5	42	9	0
	1999	2-2	.500	4.55	42	0	0	0	2	61.1	73	37	31	8	2	20	4	47	7	1
	2000	9-4	.692	4.32	63	1	0	0	7	89.2	105	50	43	9	2	33	4	75	6	0
	<b>TOTAL</b>	<b>18-14</b>	<b>.563</b>	<b>4.75</b>	<b>191</b>	<b>4</b>	<b>0</b>	<b>0</b>	<b>17</b>	<b>273.0</b>	<b>322</b>	<b>166</b>	<b>144</b>	<b>27</b>	<b>6</b>	<b>102</b>	<b>18</b>	<b>194</b>	<b>22</b>	<b>2</b>
Garza, Chris	2000	1-1	.500	6.10	19	0	0	0	0	20.2	28	19	14	1	0	13	1	19	2	0
Gavaghan, Sean	1995	1-4	.200	5.51	35	0	0	0	5	47.1	53	32	29	3	3	31	3	28	3	1
Gelinas, Karl	2005	1-0	1.000	1.80	3	0	0	0	0	5.0	1	1	1	0	0	0	0	3	0	0
	2006	0-0	.000	3.80	1	1	0	0	0	5.0	5	2	2	1	0	0	0	1	0	0
	<b>TOTAL</b>	<b>1-0</b>	<b>1.000</b>	<b>2.70</b>	<b>4</b>	<b>1</b>	<b>0</b>	<b>0</b>	<b>0</b>	<b>10.0</b>	<b>6</b>	<b>3</b>	<b>3</b>	<b>1</b>	<b>0</b>	<b>0</b>	<b>0</b>	<b>4</b>	<b>0</b>	<b>0</b>
Green, Nick	2008	8-8	.500	5.32	28	28	0	0	0	159.0	186	101	94	31	3	44	0	112	3	1
Green, Steve	2001	6-2	.750	3.66	10	10	1	0	0	59.0	59	30	24	3	3	13	0	40	0	0
	2003	9-5	.643	4.66	21	21	0	0	0	110.0	120	63	57	6	6	47	0	70	3	1
	2004	5-17	.227	7.66	29	29	1	0	0	136.1	186	131	116	14	5	85	0	93	8	1
	<b>TOTAL</b>	<b>20-24</b>	<b>.455</b>	<b>5.81</b>	<b>60</b>	<b>60</b>	<b>2</b>	<b>0</b>	<b>0</b>	<b>305.1</b>	<b>365</b>	<b>224</b>	<b>197</b>	<b>23</b>	<b>14</b>	<b>145</b>	<b>0</b>	<b>203</b>	<b>14</b>	<b>2</b>
Greene, Ricky	2000	2-2	.500	5.81	22	0	0	0	3	26.1	30	21	17	2	3	19	3	15	1	1
Gregg, Kevin	2003	7-4	.636	4.03	15	15	0	0	0	91.2	90	47	41	10	8	18	0	75	4	0
	2005	3-1	.750	3.89	7	6	0	0	0	34.2	36	15	15	2	2	10	0	36	3	0
	2006	1-0	1.000	0.00	3	2	0	0	0	10.0	5	0	0	0	0	4	0	8	0	0
	<b>TOTAL</b>	<b>11-5</b>	<b>.688</b>	<b>3.70</b>	<b>25</b>	<b>23</b>	<b>0</b>	<b>0</b>	<b>0</b>	<b>136.1</b>	<b>131</b>	<b>62</b>	<b>56</b>	<b>12</b>	<b>10</b>	<b>32</b>	<b>0</b>	<b>119</b>	<b>7</b>	<b>0</b>
Griffith, Dustin	2004	0-1	.000	3.86	3	1	0	0	0	7.0	7	4	3	0	0	1	0	5	1	0
Guardado, Eddie	1994	12-7	.632	4.83	24	24	2	0	0	151.0	171	90	81	23	2	51	0	87	3	1
Gwyn, Marcus	2006	3-1	.750	3.65	50	0	0	0	6	66.2	66	33	27	6	4	30	0	56	16	0
	2007	2-1	.667	3.79	47	0	0	0	15	57.0	68	25	24	5	1	17	2	54	3	0
	<b>TOTAL</b>	<b>5-2</b>	<b>.714</b>	<b>3.71</b>	<b>97</b>	<b>0</b>	<b>0</b>	<b>0</b>	<b>21</b>	<b>123.2</b>	<b>154</b>	<b>58</b>	<b>51</b>	<b>11</b>	<b>5</b>	<b>47</b>	<b>2</b>	<b>110</b>	<b>19</b>	<b>0</b>

All-Time Salt Lake Stats - Pitching

PLAYER	SEASONS	W-L	PCT	ERA	GP	GS	CG	SHO	SV	IP	H	R	ER	HR	HB	BB	IBB	SO	WP	BK
Hansell, Greg	1995	3-1	.750	5.01	7	5	0	0	0	32.1	39	20	18	3	1	4	1	17	3	1
Harris, Jeff	1998	8-0	1.000	5.91	25	0	0	0	3	32.0	38	24	21	4	0	19	4	24	3	0
	1999	4-3	.571	6.90	36	0	0	0	0	45.2	61	38	35	7	3	26	1	20	2	0
	TOTAL	12-3	.800	6.49	61	0	0	0	3	77.2	99	62	56	11	3	45	5	44	5	0
Hawkins, LaTroy	1994	5-4	.556	4.08	12	12	1	0	0	81.2	92	42	37	8	5	33	0	37	4	2
	1995	9-7	.563	3.55	22	22	4	1	0	144.1	150	63	57	7	1	40	1	74	6	1
	1996	9-8	.529	3.92	20	20	4	1	0	137.2	138	66	60	11	3	31	3	99	6	0
	1997	9-4	.692	5.45	14	13	2	1	0	76.0	100	53	46	4	4	16	1	53	8	1
	TOTAL	32-23	.582	4.10	68	67	11	3	0	439.1	480	224	200	30	13	120	5	263	24	4
Heaverlo, Jeff	2006	2-4	.333	7.14	20	6	0	0	0	51.2	62	51	41	9	0	36	0	34	3	0
Henry, Jon	1994	4-4	.500	5.65	10	10	0	0	0	57.1	72	42	36	7	6	17	0	27	2	0
	1995	1-0	1.000	6.75	3	2	0	0	0	12.0	15	9	9	3	0	2	0	3	0	0
	TOTAL	5-4	.556	5.84	13	12	0	0	0	69.1	87	51	45	10	6	19	0	30	2	0
Hensley, Matt	2002	7-5	.583	4.97	19	18	1	0	0	117.2	132	76	65	16	8	39	0	106	5	2
	2003	8-12	.400	4.89	27	27	1	0	0	158.1	194	105	86	16	11	49	0	85	4	1
	2004	1-3	.250	2.93	30	0	0	0	5	43.0	29	16	14	6	2	12	0	49	0	1
	2006	2-1	.667	5.40	20	0	0	0	2	33.1	41	24	20	3	2	11	0	27	3	1
	2007	1-0	1.000	3.52	2	2	0	0	0	7.2	6	3	3	0	0	2	0	9	0	0
	TOTAL	19-21	.475	4.70	98	47	2	0	7	360.0	402	224	188	41	23	113	0	276	12	4
Hill, Jeremy	2009	3-4	.429	4.68	55	0	0	0	20	59.2	63	31	31	7	2	27	5	55	2	0
	2010	1-0	1.000	3.78	17	0	0	0	3	16.2	17	9	7	3	0	4	1	13	2	0
	TOTAL	4-4	.500	4.48	72	0	0	0	23	76.1	80	40	38	10	2	31	6	68	4	0
Hooten, David	2000	1-2	.333	3.90	13	0	0	0	1	27.2	26	14	12	7	0	10	0	15	0	0
Horsman, Vince	1995	1-0	1.000	10.38	16	0	0	0	0	13.0	23	15	15	3	0	4	2	10	1	0
Houston, Ryan	2010	0-1	.000	6.64	14	0	0	0	1	20.1	28	17	15	1	0	11	2	12	0	0
Huls, Steve *	1999	0-0	.000	9.00	1	0	0	0	0	1.0	1	1	1	0	0	0	0	0	0	0
Hundley, Jeff	2002	0-1	.000	9.28	4	2	0	0	0	10.2	16	13	11	2	2	7	0	8	1	0
Hunter, Chris	2005	1-2	.333	5.86	8	4	0	0	0	27.2	40	19	18	1	1	18	0	12	4	0
Hurst, Kyle	2009	0-0	.000	9.00	1	0	0	0	0	1.0	2	1	1	0	0	1	0	1	1	0
Innis, Jeff	1994	0-0	.000	2.70	7	0	0	0	0	10.0	10	4	3	0	0	4	0	4	0	0
James, Delvin	2004	0-1	.000	5.03	4	4	0	0	0	19.2	24	12	11	3	1	8	0	6	2	0
Janzen, Marty	2001	0-0	.000	12.27	2	0	0	0	0	3.2	5	5	5	0	1	3	0	3	1	0
	2002	2-2	.500	4.40	11	6	0	0	0	28.2	34	17	14	5	4	13	0	16	2	0
	TOTAL	2-2	.500	5.29	13	6	0	0	0	32.1	39	22	19	5	5	16	0	19	3	0
Jenks, Bobby	2004	0-1	.000	8.76	3	3	0	0	0	12.1	19	15	12	1	1	6	0	13	0	0
Jennings, Robin *	2000	0-0	.000	9.00	1	0	0	0	0	1.0	3	1	1	0	0	1	0	1	0	0
Jepsen, Kevin	2008	1-3	.250	2.35	15	0	0	0	2	23.0	17	9	6	3	0	12	1	21	2	0
	2009	1-0	1.000	9.00	14	0	0	0	2	18.0	30	24	18	4	1	16	1	20	0	0
	TOTAL	2-3	.400	5.27	29	0	0	0	4	41.0	47	33	24	7	1	28	2	41	2	0
Johnson, Judd	1995	1-1	.500	3.43	17	0	0	0	1	21.0	27	11	8	1	0	12	5	11	2	1
Johnson, Keith *	2002	0-0	.000	0.00	1	0	0	0	0	0.2	1	0	0	0	0	0	0	0	0	0
	2003	0-0	.000	0.00	1	0	0	0	0	0.2	0	0	0	0	0	0	0	1	0	0
	TOTAL	0-0	.000	0.00	2	0	0	0	0	1.1	1	0	0	0	0	0	0	1	0	0
Jones, Greg	2002	7-4	.636	4.31	39	0	0	0	2	62.2	68	35	30	5	1	22	0	55	3	0
	2003	2-3	.400	4.40	33	0	0	0	4	47.0	36	24	23	4	0	9	0	56	2	0
	2004	1-4	.200	5.74	36	0	0	0	3	53.1	63	38	34	11	2	19	0	43	2	0
	2005	1-2	.333	3.20	23	0	0	0	10	25.1	20	9	9	3	0	6	0	25	1	0
	2006	5-6	.455	4.25	47	0	0	0	17	55.0	52	28	26	7	1	19	2	45	10	0
	2007	4-2	.667	4.86	36	0	0	0	3	53.2	68	34	29	7	2	14	0	39	3	1
	TOTAL	20-21	.488	4.56	214	0	0	0	39	298.0	307	168	151	37	6	91	0	263	21	1
Junge, Eric	2010	5-3	.625	5.15	14	12	0	0	0	80.1	92	49	46	10	3	10	3	23	3	0
Kelley, Rich	2002	6-5	.545	4.08	40	15	1	0	0	119.0	128	64	54	15	6	40	1	72	5	2
Kennard, Jeff	2008	4-3	.571	6.55	42	0	0	0	0	56.1	72	50	41	11	2	28	1	38	4	1
Kiely, Tim	2010	3-2	.600	9.00	7	7	0	0	0	39.0	61	42	39	7	1	11	0	18	5	0
Kinney, Matt	2000	5-2	.714	4.25	9	9	0	0	0	55.0	42	26	26	5	1	26	0	59	2	1
Klingenberg, Scott	1996	9-3	.750	3.11	22	22	5	2	0	150.2	159	64	52	8	3	42	2	100	9	1
	1997	0-0	.000	1.29	1	1	0	0	0	7.0	6	1	1	1	0	0	0	6	0	0
	TOTAL	9-3	.750	3.03	23	23	5	2	0	157.2	165	65	53	9	3	42	2	106	9	1
Knox, Brad	2009	9-8	.529	5.20	28	25	1	0	0	152.1	178	96	88	23	9	51	0	70	4	0
Kohn, Michael	2010	3-2	.600	1.95	26	0	0	0	8	27.2	16	7	6	3	1	17	2	32	0	0
Konieczki, Dom	1996	0-0	.000	18.00	4	0	0	0	0	3.0	8	7	6	0	0	5	0	2	2	0



All-Time Salt Lake Stats - Pitching

PLAYER	SEASONS	W-L	PCT	ERA	GP	GS	CG	SHO	SV	IP	H	R	ER	HR	HB	BB	IBB	SO	WP	BK
Kroon, Marc	2003	2-1	.667	3.86	9	0	0	0	2	14.0	10	6	6	2	1	3	0	10	1	0
Lackey, John	2001	3-4	.429	6.71	10	10	1	0	0	57.2	75	44	43	5	1	16	0	42	3	1
	2002	8-2	.800	2.57	16	16	2	1	0	101.2	89	35	29	5	2	28	0	82	5	2
	2009	0-1	.000	2.79	2	2	0	0	0	9.2	6	3	3	1	1	1	0	8	0	0
	TOTAL	11-7	.611	3.99	28	28	3	1	0	169.0	170	82	75	11	4	45	0	132	8	3
Lee, Corey	2004	0-1	.000	7.64	4	4	0	0	0	17.2	21	15	15	5	1	16	0	16	2	0
	2005	6-2	.750	2.72	14	13	0	0	0	79.1	62	25	24	5	2	40	0	77	1	0
	TOTAL	6-3	.667	3.62	18	17	0	0	0	97.0	83	40	39	10	3	56	0	93	3	0
Legault, Kevin	1996	5-4	.556	5.36	50	0	0	0	0	80.2	100	51	48	10	0	24	2	57	4	1
	1997	1-3	.250	7.52	16	0	0	0	0	26.1	39	24	22	2	0	7	3	18	0	0
	TOTAL	6-7	.462	5.89	66	0	0	0	0	107.0	139	75	70	12	0	31	5	75	4	1
Leon, Sammy	2009	1-0	1.000	0.00	1	0	0	0	0	2.0	2	0	0	0	0	0	0	3	0	0
Levine, Alan	2002	0-0	.000	3.00	2	0	0	0	0	3.0	5	1	1	0	0	0	0	0	0	0
Lidle, Kevin *	2001	0-0	.000	0.00	1	0	0	0	0	1.0	0	0	0	0	0	1	0	1	0	0
Lincoln, Mike	1999	5-2	.714	7.78	9	9	0	0	0	59.0	82	52	51	12	2	21	0	39	2	0
	2000	4-1	.800	3.87	12	12	2	1	0	74.1	72	35	32	4	2	16	3	38	3	0
	TOTAL	9-3	.750	5.60	21	21	2	1	0	133.1	154	87	83	16	4	37	3	76	5	0
Linebarger, Keith	1997	4-6	.400	6.63	41	7	0	0	5	97.2	135	79	72	10	4	42	4	59	5	0
Linton, Doug	1998	4-4	.500	5.99	18	14	0	0	0	79.2	106	57	53	19	1	14	1	60	5	2
Liriano, Pedro	2007	4-12	.250	5.59	28	25	0	0	0	130.1	169	91	81	19	4	45	0	67	14	1
Looney, Brian	1997	0-2	.000	2.19	17	0	0	0	1	24.2	20	7	6	4	0	10	2	21	2	0
Lopez, Rene *	1996	0-0	.000	0.00	1	0	0	0	0	1.0	2	0	0	0	0	0	0	0	0	0
Loux, Shane	2008	12-6	.667	3.98	22	22	1	0	0	138.0	154	69	61	14	6	40	0	77	3	0
	2009	1-2	.333	3.96	8	5	0	0	0	25.0	24	12	11	2	0	14	0	13	1	0
	TOTAL	13-8	.619	3.98	30	27	1	0	0	163.0	178	81	72	16	6	54	0	90	4	0
Lukasiewicz, Mark	2001	3-0	1.000	1.48	20	0	0	0	2	30.1	12	5	5	4	0	2	0	41	0	0
	2002	3-2	.600	3.98	35	0	0	0	0	43.0	46	26	19	6	2	17	0	48	2	0
	2003	2-2	.500	6.06	40	4	0	0	0	62.1	74	47	42	8	0	18	0	52	1	0
	TOTAL	8-4	.667	4.38	95	4	0	0	3	135.2	132	78	66	18	2	37	0	141	3	0
Lynch, Kevin	2005	0-0	.000	0.00	2	0	0	0	0	2.2	6	0	0	0	0	1	0	3	0	0
Mahaffey, Alan	1999	1-2	.333	5.48	7	5	0	0	0	21.1	28	17	13	1	1	15	1	11	1	1
	2000	7-3	.700	5.29	34	15	0	0	2	102.0	118	62	60	16	3	40	0	74	2	3
	TOTAL	8-5	.615	5.32	41	20	0	0	2	123.1	146	79	73	17	4	55	1	85	3	4
MacDonald, Mike	2009	8-13	.381	6.37	30	27	0	0	0	147.0	181	109	104	15	8	60	0	80	5	0
Mahomes, Pat	1996	3-1	.750	3.74	22	2	0	0	7	33.2	32	14	14	0	2	12	0	41	1	0
Marsters, Brandon *	1999	0-0	.000	0.00	1	0	0	0	0	1.0	1	0	0	0	0	2	0	0	0	0
Masteller, Dan *	1994	0-0	.000	0.00	1	0	0	0	0	1.0	0	0	0	0	0	0	0	0	0	0
Mays, Joe	2000	2-0	1.000	1.72	3	3	0	0	0	15.2	16	4	3	0	1	2	0	18	2	0
McKiernan, Eddie	2009	0-1	.000	6.75	6	0	0	0	0	10.2	9	8	8	2	0	3	0	3	0	0
	2010	0-0	.000	20.25	1	0	0	0	0	1.1	3	3	3	0	0	1	0	2	0	0
	TOTAL	0-1	.000	8.25	7	0	0	0	0	12.0	12	11	11	2	0	4	0	5	0	0
Mendoza, Mario	2002	0-1	.000	10.29	3	0	0	0	1	7.0	13	11	8	2	0	4	0	7	1	0
Mendoza, Tommy	2009	2-1	.667	2.91	4	4	0	0	0	21.2	18	8	7	3	1	11	0	10	0	0
	2010	0-4	.000	8.89	6	5	0	0	0	27.1	45	30	27	12	0	7	0	13	0	0
	TOTAL	2-5	.286	6.24	10	9	0	0	0	49.0	63	38	34	15	1	18	0	23	0	0
Merriman, Brett	1994	0-1	.000	7.08	17	0	0	0	2	20.1	18	18	16	1	4	16	0	12	3	0
Miadich, Bart	2001	4-4	.500	2.44	55	0	0	0	27	59.0	40	20	16	4	1	29	1	73	5	0
	2002	4-3	.571	3.68	59	0	0	0	14	80.2	60	43	33	5	3	64	2	92	12	0
	2003	5-5	.500	3.68	46	0	0	0	16	51.1	39	23	21	4	4	41	0	65	12	1
	TOTAL	13-12	.520	3.30	160	0	0	0	57	191.0	139	86	70	13	8	134	3	230	29	0
Middlebrook, Jason	2004	7-10	.412	6.94	29	29	0	0	0	155.2	220	126	120	31	2	50	0	93	1	0
Milchin, Mike	1996	0-0	.000	3.68	19	0	0	0	2	22.0	21	9	9	0	1	11	3	18	4	0
Miller, Travis	1996	8-10	.444	4.83	27	27	1	0	0	160.1	187	97	86	17	7	57	1	143	6	1
	1997	10-6	.625	4.73	21	21	0	0	0	125.2	140	73	66	11	4	57	0	86	5	0
	1998	3-4	.429	4.84	34	2	0	0	9	57.2	60	33	31	3	1	31	1	65	4	0
	1999	1-2	.333	2.50	16	0	0	0	1	18.0	16	7	5	1	0	6	0	19	2	0
	TOTAL	22-22	.500	4.68	98	50	1	0	10	361.1	403	210	188	32	12	151	2	313	17	1
Mintz, Steve	2001	1-2	.333	5.79	13	3	0	0	0	37.1	50	28	24	5	3	11	0	21	0	1

All-Time Salt Lake Stats - Pitching

PLAYER	SEASONS	W-L	PCT	ERA	GP	GS	CG	SHO	SV	IP	H	R	ER	HR	HB	BB	IBB	SO	WP	BK
Misuraca, Mike	1994	3-5	.375	5.21	10	10	1	0	0	65.2	88	43	38	5	4	13	0	51	6	0
	1995	9-6	.600	5.34	31	19	1	0	0	143.1	174	93	85	15	8	36	1	67	1	0
	1996	1-2	.333	6.27	18	2	0	0	1	37.1	50	33	26	4	0	16	2	25	3	1
	TOTAL	13-13	.500	5.44	47	31	2	0	1	246.1	312	169	149	24	12	65	3	143	16	1
Mizuo, Yoshitaka	2004	0-4	.000	6.18	24	2	0	0	0	39.1	56	30	27	5	2	15	0	27	8	0
Mosebach, Bobby	2009	2-2	.500	2.23	33	0	0	0	7	40.1	33	11	10	1	2	18	1	31	0	0
	2010	2-1	.667	7.00	13	0	0	0	4	18.0	25	15	14	3	1	4	1	8	2	0
	TOTAL	4-3	.571	3.70	46	0	0	0	11	58.1	58	26	24	4	3	22	2	39	2	0
Moseley, Dustin	2005	4-6	.400	5.03	17	17	0	0	0	82.1	102	51	46	11	5	30	1	38	1	2
	2006	13-8	.619	4.69	26	26	3	0	0	149.2	164	89	78	18	8	51	0	114	7	2
	2008	7-10	.412	6.94	20	20	0	0	0	116.2	150	93	90	23	5	24	0	83	5	2
	TOTAL	24-24	.500	5.53	63	63	3	0	0	348.0	418	233	214	52	18	105	0	235	13	6
Mota, Danny	2000	0-0	.000	1.59	4	0	0	0	0	5.2	5	1	1	0	0	1	0	5	0	0
Munoz, Oscar	1994	9-8	.529	5.88	26	26	1	0	0	139.1	180	113	91	20	3	68	1	100	8	0
	1995	8-6	.571	4.95	19	19	1	1	0	112.2	121	67	62	9	3	35	1	74	7	0
	TOTAL	17-14	.548	5.46	45	45	2	1	0	252.0	301	180	153	29	6	103	2	174	15	0
Nabors, Kevin	2010	0-0	.000	1.69	4	0	0	0	0	5.1	6	1	1	0	0	3	0	4	0	0
Naulty, Dan	1995	2-6	.250	5.18	42	8	0	0	4	90.1	92	55	52	10	2	47	2	76	6	0
	1997	0-1	.000	11.37	6	0	0	0	0	6.1	11	10	8	4	0	2	0	5	2	0
	1998	1-0	1.000	6.75	5	0	0	0	0	5.1	8	4	4	0	0	2	0	5	0	0
	TOTAL	3-7	.300	5.65	53	8	0	0	4	102.0	111	69	64	14	2	51	2	86	8	0
Nickle, Doug	2003	2-2	.500	1.48	34	0	0	0	4	48.2	40	8	8	1	0	18	0	23	4	0
Niedermaier, Brad	1997	2-1	.667	5.88	16	0	0	0	0	26.0	29	22	17	7	0	13	2	20	1	0
	2001	10-11	.476	5.47	29	28	1	0	0	158.0	195	112	96	19	7	79	1	101	10	0
	2002	5-9	.357	4.64	26	15	0	0	0	108.2	115	75	56	15	8	50	1	68	4	0
	TOTAL	15-20	.429	5.13	55	43	1	0	0	266.2	310	187	152	34	15	129	2	169	22	0
Norris, Joe	1996	1-1	.500	5.79	21	0	0	0	2	37.1	48	27	24	3	0	17	0	38	0	1
O'Day, Darren	2008	2-2	.500	3.27	21	0	0	0	7	33.0	29	13	12	3	1	7	0	30	0	0
Ohme, Kevin	1997	2-5	.286	5.62	56	0	0	0	11	73.2	70	49	46	6	3	34	4	45	4	1
	1998	4-3	.571	5.01	51	0	0	0	6	82.2	90	48	46	5	6	31	3	47	3	1
	1999	5-3	.625	3.83	51	3	0	0	2	82.1	94	44	35	8	8	31	2	48	4	1
	TOTAL	11-11	.500	4.79	158	3	0	0	19	238.2	254	141	127	19	20	96	9	140	11	3
Olenberger, Kasey	2006	7-5	.583	5.10	25	22	0	0	0	121.2	131	79	69	16	7	48	0	72	6	2
	2007	10-7	.588	5.25	29	28	0	0	0	180.0	205	113	105	35	5	46	0	116	10	0
	2008	4-6	.400	4.81	36	13	0	0	0	116.0	118	69	62	18	5	53	3	81	6	0
	TOTAL	21-18	.538	5.09	90	63	0	0	0	417.2	454	261	236	69	17	147	12	269	22	2
Olson, Jason	2005	0-0	.000	9.00	3	0	0	0	0	3.0	4	3	3	1	0	2	0	2	2	0
O'Sullivan, Sean	2009	6-4	.600	5.48	14	13	1	1	0	69.0	74	42	42	9	3	20	0	48	3	0
	2010	5-5	.500	4.76	15	15	1	0	0	85.0	95	50	45	8	3	31	1	58	3	1
	TOTAL	11-9	.550	5.08	29	28	2	1	0	154.0	169	92	87	17	6	51	1	106	6	1
Ortega, Anthony	2008	5-0	1.000	2.52	6	6	0	0	0	39.1	46	14	11	2	3	6	0	22	2	1
	2009	2-1	.667	9.64	4	4	0	0	0	18.2	30	21	20	5	1	6	0	5	0	0
	TOTAL	7-1	.875	4.81	10	10	0	0	0	58.0	76	35	31	7	4	12	0	27	2	1
Oye, Matt	2010	0-0	.000	16.20	1	0	0	0	0	1.2	4	3	3	1	0	1	0	1	0	0
Palmer, Matt	2009	1-1	.500	11.74	2	2	0	0	0	7.2	13	10	10	2	1	3	0	5	0	0
	2010	2-3	.400	2.72	13	7	0	0	2	46.1	32	17	14	4	2	19	1	36	3	0
	TOTAL	3-4	.429	4.00	15	9	0	0	2	54.0	45	27	24	6	3	22	1	41	3	0
Parra, Jose	1996	5-3	.625	5.11	23	1	0	0	8	44.0	51	25	25	2	1	13	2	26	1	0
	1997	2-8	.200	6.03	50	4	0	0	8	94.0	126	73	63	8	9	30	7	61	9	0
	TOTAL	7-11	.389	5.74	73	5	0	0	16	138.0	177	98	88	10	10	43	9	87	10	0
Pavkovich, Adam *	2009	0-0	.000	9.00	1	0	0	0	0	1.0	1	1	1	1	0	0	0	1	0	0
Peguero, Jaiлен	2009	0-1	.000	9.98	16	0	0	0	1	15.1	24	20	17	4	2	9	0	15	0	0
Pelaez, Alex *	2004	0-0	.000	18.00	1	0	0	0	0	1.0	3	2	2	1	0	0	0	0	0	0
Peralta, Joel	2003	0-0	.000	0.00	1	0	0	0	0	0.0	0	0	0	0	0	1	0	0	0	0
	2004	4-2	.667	4.98	39	0	0	1	56.0	64	33	31	6	2	18	0	68	5	0	0
	2005	4-1	.800	2.70	19	0	0	0	10	20.0	11	6	6	0	3	6	0	18	0	0
	TOTAL	8-3	.727	4.38	59	0	0	0	11	76.0	75	39	37	6	5	25	0	86	5	0
Perkins, Dan	1998	5-0	1.000	4.82	7	7	1	0	0	46.2	48	30	25	8	2	20	1	33	2	0
	1999	0-0	.000	4.26	3	2	0	0	0	12.2	11	6	6	3	2	4	0	7	3	0
	2000	9-10	.474	7.34	33	22	0	0	1	141.0	207	131	115	26	5	51	0	97	6	3
	TOTAL	14-10	.583	6.56	43	31	1	0	1	200.1	266	167	146	37	9	75	1	137	11	3



All-Time Salt Lake Stats - Pitching

PLAYER	SEASONS	W-L	PCT	ERA	GP	GS	CG	SHO	SV	IP	H	R	ER	HR	HB	BB	IBB	SO	WP	BK
Pine, Chris	2002	1-6	.143	5.40	19	6	0	0	0	41.2	56	30	25	5	3	23	0	21	5	1
Pose, Scott *	1995	0-0	.000	0.00	1	0	0	0	0	1.0	0	0	0	0	0	1	0	0	0	0
Pote, Lou	2002	2-1	.667	6.00	7	7	0	0	0	39.0	42	29	26	3	1	10	0	43	4	0
Prinz, Bret	2005	0-0	.000	5.59	5	0	0	0	1	9.2	12	7	6	1	0	6	0	8	0	0
Pulido, Carlos	1995	8-1	.889	4.67	43	3	0	0	3	71.1	87	42	37	10	2	20	4	38	0	1
Pullin, Aaron	2007	1-1	.500	5.50	12	0	0	0	1	18.0	22	11	11	3	0	7	0	10	2	0
Radlosky, Rob	1999	8-4	.667	3.91	22	20	1	0	0	101.1	98	49	44	12	6	38	1	68	2	0
	2000	0-0	.000	4.26	5	2	0	0	0	19.0	18	10	9	3	2	7	0	19	1	1
	TOTAL	8-4	.667	3.96	27	22	1	0	0	120.1	116	59	53	15	8	45	1	87	3	1
Ramirez, Edwar	2005	0-0	.000	0.00	1	0	0	0	0	2.0	0	0	0	0	0	0	0	2	0	0
Randall, Scott	2000	5-3	.625	5.47	14	14	0	0	0	75.2	105	52	46	9	1	22	0	54	5	0
Rath, Fred	1997	1-0	1.000	1.64	10	0	0	0	3	11.0	11	2	2	1	0	2	0	11	0	0
	1998	1-2	.333	4.55	27	0	0	0	8	31.2	35	16	16	4	2	8	0	15	3	0
	1999	7-5	.583	3.92	56	0	0	0	3	82.2	88	41	36	9	6	24	0	36	6	0
	2000	2-1	.667	3.00	12	0	0	0	0	18.0	21	12	6	1	1	5	0	14	1	0
	TOTAL	10-9	.526	3.77	105	0	0	0	14	143.1	145	71	60	15	9	39	0	66	10	0
Rath, Gary	1999	3-8	.273	5.62	20	18	1	0	0	99.1	129	76	62	12	1	27	1	67	7	0
Reckling, Trevor	2010	4-7	.364	8.53	14	14	0	0	0	69.2	99	69	66	11	7	50	1	46	1	1
Redman, Mark	1996	0-0	.000	9.00	1	1	0	0	0	4.0	7	4	4	1	1	2	0	4	0	0
	1997	8-15	.348	6.31	29	28	0	0	1	158.1	204	123	111	19	4	80	3	125	12	2
	1998	6-7	.462	5.53	19	18	0	0	0	99.1	111	75	61	13	5	41	1	88	3	3
	1999	9-9	.500	5.05	24	24	1	0	0	133.2	141	87	75	12	4	51	1	114	3	0
	TOTAL	23-32	.418	5.71	73	71	1	0	1	395.1	463	289	251	45	13	174	5	331	18	5
Resop, Chris	2007	1-3	.250	4.57	27	0	0	0	0	45.1	50	26	23	4	0	16	0	39	1	0
Ritchie, Todd	1996	0-4	.000	5.47	16	0	0	0	0	24.2	27	15	15	5	1	11	0	19	4	0
	1998	1-3	.250	4.15	36	0	0	0	4	60.2	55	38	28	5	4	31	3	62	2	0
	TOTAL	1-7	.125	4.54	52	0	0	0	4	85.1	82	53	43	10	5	42	3	81	6	0
Rizzo, Todd	2000	6-4	.600	3.39	61	0	0	0	1	71.2	76	31	27	1	0	27	1	43	4	0
Roberts, Brett	1996	9-7	.563	5.40	31	30	2	1	0	168.1	211	115	101	28	9	71	0	86	7	0
	1997	1-3	.250	6.90	24	6	0	0	1	58.2	89	51	45	11	2	33	0	33	4	0
	TOTAL	10-10	.500	5.79	55	36	2	1	1	227.0	300	166	146	39	11	104	0	119	11	0
Robertson, Rich	1995	5-0	1.000	2.44	7	7	1	0	0	44.1	31	13	12	2	0	12	1	40	1	0
Rodriguez, Fernando	2009	1-1	.500	7.54	23	0	0	0	0	37.0	44	33	31	5	2	23	0	25	3	0
	2010	4-6	.400	5.92	31	17	0	0	0	97.1	134	78	64	12	6	42	0	84	4	0
	TOTAL	5-7	.417	6.36	54	17	0	0	0	134.1	178	111	95	17	8	65	0	109	7	0
Rodriguez, Francisco	2002	2-3	.400	2.57	27	0	0	0	6	42.0	30	13	12	1	3	13	0	59	2	0
Rodriguez, Francisco	2009	5-4	.556	3.96	44	1	0	0	0	77.1	67	35	34	8	2	40	1	60	4	1
	2010	2-1	.667	3.63	13	0	0	0	0	22.1	19	9	9	0	0	6	0	19	0	0
	TOTAL	7-5	.583	3.88	57	1	0	0	0	99.2	86	44	43	8	2	46	1	79	5	1
Rodriguez, Frank	1998	5-7	.417	4.67	16	16	2	1	0	96.1	97	53	50	9	5	35	0	79	7	1
	1999	3-4	.429	6.70	9	9	1	0	0	43.0	40	34	32	8	6	14	0	33	2	0
	TOTAL	8-11	.421	5.30	25	25	3	1	0	139.1	137	87	82	17	11	49	0	112	9	1
Rodriguez, Rafael	2008	2-0	1.000	6.28	9	0	0	0	0	14.1	20	12	10	2	0	6	0	8	1	0
	2009	1-0	1.000	1.85	22	0	0	0	3	34.0	27	7	7	2	1	10	1	23	1	0
	2010	5-3	.625	3.04	37	0	0	0	10	50.1	41	19	17	5	0	15	1	30	2	0
	TOTAL	6-3	.667	3.10	68	0	0	0	13	98.2	88	38	34	9	1	31	2	61	4	0
Rodriguez, Rich	2003	3-2	.600	2.47	34	0	0	0	1	43.2	47	14	12	3	0	12	0	18	3	0
Romano, Mike	2000	7-6	.538	6.14	16	16	1	0	0	95.1	122	71	65	11	8	30	0	54	6	1
Romero, J.C.	1999	4-1	.800	3.20	15	0	0	0	1	19.2	18	11	7	1	1	14	0	20	3	0
	2000	4-2	.667	3.44	17	11	1	0	4	65.1	60	40	25	6	4	25	0	38	3	0
	TOTAL	8-3	.727	3.39	32	11	1	0	5	85.0	78	51	32	7	5	39	0	58	6	0
Rouwenhorst, Jonathon	2005	4-3	.571	5.27	25	0	0	0	1	42.2	60	25	25	3	2	17	0	31	5	0
	2006	6-7	.462	4.32	50	7	0	0	1	89.2	96	47	43	12	4	38	1	65	2	0
	2007	10-10	.500	4.96	33	26	1	0	0	158.0	197	101	87	16	3	44	0	83	5	1
	TOTAL	20-20	.500	4.80	108	33	1	0	2	290.1	353	173	155	31	9	99	1	179	12	1
Ryan, Jason	1999	4-4	.500	5.13	9	9	0	0	0	54.1	57	36	31	8	1	24	1	34	0	0
	2000	9-2	.818	4.38	17	17	2	1	0	96.2	94	52	47	16	6	31	0	66	6	0
	TOTAL	13-6	.684	4.65	26	26	2	1	0	151.0	151	88	78	24	7	55	1	100	6	0
Salmon, Brad	2009	8-4	.667	4.56	33	17	0	0	1	108.2	114	60	55	11	4	60	2	87	4	0

All-Time Salt Lake Stats - Pitching

PLAYER	SEASONS	W-L	PCT	ERA	GP	GS	CG	SHO	SV	IP	H	R	ER	HR	HB	BB	IBB	SO	WP	BK
Sampson, Benj	1998	10-7	.588	5.14	28	28	0	0	0	161.0	198	99	92	24	2	52	0	132	8	4
	1999	1-1	.500	8.04	3	3	0	0	0	15.2	25	16	14	3	1	1	0	7	1	0
	2000	5-3	.625	8.19	18	13	0	0	0	70.1	114	67	64	15	3	22	3	47	4	1
	TOTAL	16-11	.593	6.19	49	44	0	0	0	247.0	337	182	170	42	6	75	3	186	13	5
Sanford, Mo	1994	7-5	.583	4.87	37	11	0	0	4	125.2	121	74	68	21	8	52	0	141	5	1
	1995	0-1	.000	6.35	4	0	0	0	0	5.2	6	4	4	1	0	4	0	8	0	0
	TOTAL	7-6	.538	4.93	41	11	0	0	4	131.1	127	78	72	22	8	56	0	149	5	1
Santana, Ervin	2005	1-0	1.000	4.19	3	3	0	0	0	19.1	19	11	9	2	2	2	0	17	0	0
	2007	2-1	.667	5.01	5	5	0	0	0	32.1	39	19	18	4	3	10	0	32	1	0
	2009	1-0	1.000	3.60	1	1	0	0	0	5.0	3	2	2	0	1	1	0	4	1	0
TOTAL	4-1	.800	4.61	9	9	0	0	0	0	56.2	61	32	29	6	6	13	0	53	2	0
Saunders, Joe	2005	3-3	.500	4.58	9	9	1	1	0	55.0	65	38	28	3	1	21	0	29	1	0
	2006	10-4	.714	2.67	21	20	1	1	0	135.0	117	44	40	12	3	38	0	97	2	0
	2007	4-7	.364	5.11	14	14	0	0	0	86.1	89	53	49	10	1	20	0	84	6	0
TOTAL	17-14	.548	3.81	44	43	2	2	0	0	276.1	271	135	117	25	5	79	0	210	9	0
Schneider, Scott	2005	2-2	.500	8.59	36	4	0	0	0	73.1	102	74	70	12	5	39	0	47	8	0
Schullstrom, Erik	1994	0-1	.000	3.97	8	0	0	0	2	11.1	12	5	5	0	0	3	2	8	0	0
	1995	2-0	1.000	4.66	10	0	0	0	2	9.2	12	5	5	1	0	4	0	8	0	0
	TOTAL	2-1	.667	4.29	18	0	0	0	4	21.0	24	10	10	1	0	7	2	16	0	0
Seanez, Rudy	2009	0-0	.000	4.00	9	0	0	0	0	9.0	8	4	4	2	0	4	1	7	0	0
Secoda, Jason	2003	2-1	.667	5.40	7	0	0	0	0	13.1	12	9	8	0	2	9	0	4	0	0
Seibel, Phil	2007	0-1	.000	11.25	2	2	0	0	0	8.0	17	13	10	4	0	4	0	5	0	0
Sele, Aaron	2003	1-2	.333	6.43	3	3	0	0	0	14.0	16	10	10	2	0	9	0	8	1	0
Serafini, Dan	1995	0-0	.000	6.75	1	0	0	0	1	4.0	4	3	3	2	0	1	0	4	0	0
	1996	7-7	.500	5.58	25	23	1	0	0	130.2	164	84	81	20	2	58	1	109	9	2
	1997	9-7	.563	4.97	28	24	2	0	0	152.0	166	87	84	18	8	55	0	118	3	0
	1998	2-4	.333	3.71	9	8	0	0	0	53.1	56	29	22	4	3	21	0	39	4	0
TOTAL	18-18	.500	5.03	63	55	3	0	1	0	340.0	390	203	190	44	4	135	1	260	16	2
Serrano, Alex	2007	3-5	.375	5.04	47	0	0	0	4	69.2	93	44	39	8	4	10	0	46	0	1
	2008	2-0	1.000	6.50	14	0	0	0	0	18.0	26	13	13	7	0	5	0	12	0	1
	TOTAL	5-5	.500	5.34	61	0	0	0	4	87.2	119	57	52	15	5	15	0	58	0	2
Serrano, Elio	2003	5-4	.556	4.72	46	1	0	0	2	68.2	84	43	36	7	3	22	1	46	1	0
Sessions, Doug	2005	0-4	.000	7.30	8	8	0	0	0	40.2	53	36	33	10	1	16	0	17	1	0
Shell, Steven	2006	5-9	.357	6.16	24	22	0	0	0	122.2	156	91	84	16	12	32	0	82	2	1
	2007	7-3	.700	4.73	31	7	0	0	0	70.1	83	43	37	15	2	19	0	52	1	0
	TOTAL	12-12	.500	5.65	55	29	0	0	0	0	192.2	239	134	121	31	14	51	0	134	3
Shields, Scot	2001	6-11	.353	4.97	21	21	4	0	0	137.2	141	84	76	24	10	31	0	104	7	1
	2002	2-2	.500	3.06	28	1	0	0	1	47.0	39	18	16	5	3	6	0	50	3	0
	2008	0-0	.000	0.00	1	0	0	0	0	1.0	2	0	0	0	0	0	0	3	0	0
TOTAL	8-13	.381	4.46	50	22	4	0	1	0	185.2	182	102	92	29	13	37	0	157	10	1
Shoemaker, Matt	2010	2-1	.667	5.87	3	2	0	0	0	15.1	20	10	10	0	0	8	0	9	0	0
Simons, Mitch *	1996	0-0	.000	36.00	1	0	0	0	0	1.0	3	4	4	2	0	2	0	0	0	0
Small, Aaron	2001	0-1	.000	1.69	3	0	0	0	0	5.1	8	1	1	1	0	1	0	5	0	0
Smith, Jesse	2006	0-0	.000	0.00	1	1	0	0	0	7.0	4	1	0	0	1	0	0	5	1	0
	2007	0-1	.000	3.38	1	1	0	0	0	5.1	7	2	2	1	0	4	0	3	1	0
	TOTAL	0-1	.000	1.46	2	2	0	0	0	0	12.1	11	3	2	1	1	4	0	8	2
Smith, Will	2010	2-4	.333	5.60	9	9	0	0	0	53.0	65	39	33	6	0	20	3	40	0	1
Snyder, John	2003	3-2	.600	4.88	10	10	0	0	0	55.1	60	38	30	5	5	19	0	31	1	0
Stentz, Brent	1999	0-3	.000	11.22	23	0	0	0	3	25.2	43	34	32	6	0	21	1	23	3	1
	2000	4-2	.667	1.93	42	0	0	0	13	46.2	31	14	10	6	0	13	1	47	1	1
	TOTAL	4-5	.444	5.23	65	0	0	0	16	0	72.1	74	48	42	12	0	34	2	70	4
Stephens, Jason	2002	0-4	.000	6.91	5	5	0	0	0	27.1	37	25	21	7	3	6	0	50	3	0
Stevens, Dave	1994	6-2	.750	1.67	20	0	0	0	3	43.0	41	13	8	2	1	16	1	30	1	0
	1997	9-3	.750	4.30	19	14	1	0	0	90.0	93	52	43	10	4	31	0	71	4	1
	TOTAL	15-5	.750	3.95	39	14	1	0	3	0	133.0	134	65	51	12	5	47	1	101	5
Stevens, Matt	1994	4-1	.800	5.82	42	0	0	0	2	60.1	77	43	39	9	1	25	3	41	7	0
	1995	0-0	.000	3.56	7	0	0	0	1	7.2	9	4	3	1	1	2	0	5	0	0
	TOTAL	4-1	.800	5.52	49	0	0	0	3	0	68.0	86	47	42	10	2	27	3	46	7
Stidham, Phil	1996	10-5	.667	6.78	33	7	0	0	0	78.1	100	63	59	8	4	40	1	54	10	1



All-Time Salt Lake Stats - Pitching

PLAYER	SEASONS	W-L	PCT	ERA	GP	GS	CG	SHO	SV	IP	H	R	ER	HR	HB	BB	IBB	SO	WP	BK
Stokely, Billy	2003	0-5	.000	6.46	9	9	1	0	0	47.1	69	40	34	7	4	13	0	16	1	1
Stokes, Brian	2010	1-1	.500	3.78	13	0	0	0	0	16.2	21	9	7	1	1	6	1	13	2	0
Thomas, Evan	2005	7-5	.583	6.73	20	14	0	0	0	92.1	131	75	69	16	8	30	0	48	3	0
Thompson, Rich	2006	0-1	.000	12.46	4	0	0	0	0	4.1	9	6	6	1	0	4	0	3	0	0
	2007	3-0	1.000	2.19	16	0	0	0	1	24.2	17	7	6	2	3	6	0	32	3	0
	2008	1-0	1.000	4.05	10	0	0	0	0	13.1	12	6	6	1	1	9	0	11	1	0
	2009	3-1	.750	3.47	29	0	0	0	2	43.1	41	19	15	7	2	11	0	51	2	0
	2010	1-1	.500	0.61	19	0	0	0	2	29.2	17	2	2	0	0	10	0	30	1	0
	TOTAL	8-3	.727	2.73	78	0	0	0	5	115.1	96	40	35	11	6	40	0	127	7	0
Trombley, Mike	1994	4-4	.500	5.04	11	10	0	0	0	60.2	75	37	34	7	4	20	1	63	7	1
	1995	5-3	.625	3.62	12	12	0	0	0	69.2	71	32	28	3	2	26	1	59	4	1
	1996	2-2	.500	2.45	20	0	0	0	10	36.2	24	12	10	3	0	10	0	38	6	0
	TOTAL	11-9	.550	3.88	47	22	0	0	10	167.0	170	81	72	13	6	56	2	160	17	2
Turnbow, Derrick	2003	1-2	.333	5.73	35	0	0	0	2	55.0	68	36	35	5	1	24	0	63	7	0
	2004	2-6	.250	5.06	46	3	0	0	6	74.2	75	46	42	8	3	42	0	56	7	0
	TOTAL	3-8	.273	5.34	81	3	0	0	8	129.2	143	82	77	13	4	66	0	119	14	0
Vogelsong, Ryan	2010	1-3	.250	4.66	8	7	0	0	0	36.2	47	23	19	2	3	22	1	37	3	0
Walden, Jordan	2010	0-0	.000	4.05	6	0	0	0	0	6.2	8	3	3	0	0	2	0	3	0	0
Wall, Donne	2002	0-1	.000	5.40	1	1	0	0	0	1.2	1	1	1	0	1	0	0	2	0	0
Washburn, Jarrod	2001	0-1	.000	5.87	1	1	0	0	0	7.2	9	5	5	1	0	1	0	5	0	0
Watkins, Scott	1994	2-6	.250	6.75	46	0	0	0	3	57.1	73	46	43	10	1	28	5	47	1	1
	1995	4-2	.667	2.80	45	0	0	0	20	54.2	45	18	17	4	1	13	1	57	1	0
	1996	4-6	.400	7.69	47	0	0	0	1	50.1	60	46	43	5	2	34	5	43	3	1
	TOTAL	10-14	.417	5.71	138	0	0	0	24	162.1	178	110	103	20	4	75	11	147	5	2
Watson, Mark	2005	0-0	.000	5.06	6	0	0	0	0	10.2	14	10	6	1	1	6	0	9	2	0
Weaver, Jered	2006	6-1	.857	2.10	12	11	2	2	2	77.0	63	19	18	7	2	10	0	93	0	0
Weber, Ben	2004	0-2	.000	8.64	15	0	0	0	1	16.2	27	25	16	3	1	9	1	18	0	0
Wilhite, Matt	2006	7-2	.778	3.49	54	0	0	0	1	80.0	79	34	31	7	1	21	0	36	1	3
	2007	3-4	.429	4.70	49	0	0	0	3	74.2	89	48	39	8	5	20	1	40	0	2
	2008	7-0	1.000	4.71	47	0	0	0	0	63.0	75	37	33	9	0	16	0	58	2	0
	2009	0-0	.000	8.44	6	0	0	0	0	10.2	18	11	10	1	1	2	0	6	0	0
	TOTAL	17-6	.739	4.45	156	0	0	0	4	228.1	261	130	113	25	7	59	1	140	3	5
Williams, Eddie *	1999	0-1	.000	10.13	2	0	0	0	0	2.2	5	3	3	1	0	2	0	0	0	0
Williams, Shad	2001	0-0	.000	8.78	8	1	0	0	0	13.1	26	13	13	6	1	7	0	9	0	0
Wilson, Gary	1998	0-1	.000	6.17	10	2	0	0	0	23.1	24	16	16	3	2	5	1	13	1	0
Wise, Matt	2001	9-9	.500	5.04	21	21	0	0	0	123.1	134	79	69	19	12	17	0	111	4	1
	2002	3-4	.429	5.42	16	16	0	0	0	78.0	102	51	47	12	5	15	0	76	0	0
	TOTAL	12-13	.480	5.18	37	37	0	0	0	201.1	236	130	116	31	17	32	0	187	4	1
Wissler, Bill	1994	5-6	.455	6.34	53	3	0	0	5	92.1	125	68	65	14	4	37	7	64	2	1
	1995	3-3	.500	4.62	37	2	0	0	1	60.1	69	32	31	7	1	24	1	26	5	0
	TOTAL	8-9	.471	5.66	90	5	0	0	6	152.2	194	100	96	21	5	61	8	90	7	1
Wojciechowski, Steve	1998	0-2	.000	6.55	9	1	0	0	0	11.0	13	10	8	0	0	7	0	6	1	0
Wolff, Bryan	2000	4-1	.800	5.57	9	7	0	0	0	51.2	53	33	32	8	1	19	0	43	4	0
Woods, Jake	2004	6-4	.600	6.07	15	14	1	0	0	83.0	107	67	56	13	4	42	0	60	2	1
	2005	3-1	.750	5.89	15	5	0	0	0	36.2	50	27	24	7	2	17	1	36	1	0
	TOTAL	9-5	.643	6.02	30	19	1	0	0	119.2	157	94	80	20	6	59	1	96	3	1

\*Indicates Position Player

Year-By-Year Results

Salt Lake PCL Baseball Year-By-Year

YEAR	MANAGER	W-L	PCT.	DIV.FINISH
1915	Cliff Blankenship	108-89	.548	Second
1916	Cliff Blankenship, Bill O'Connor & Bill Bernhard	99-96	.508	Third
1917	Bill Bernhard	102-97	.513	Third
1918	Walter McCredie	48-49	.495	Fifth
1919	Eddie Herr	88-83	.515	Third
1920	Erniet Johnson	95-92	.508	Fifth
1921	Gavvy Cravath	73-110	.399	Seventh
1922	Duffy Lewis	95-106	.473	Fourth
1923	Duffy Lewis	94-105	.472	Fifth
1924	Duffy Lewis	101-100	.502	Fifth
1925	Oscar Vitt	116-84	.580	Second
1958	Larry Shepard	77-77	.500	Fifth
1959	Larry Shepard	85-69	.552	First#
1960	Larry Shepard	80-73	.523	Third
1961	Herman Franks, Fred Fitzsimmons	67-87	.435	Eighth
1962	Bob Kennedy	81-73	.526	Second
1963	Elvin Tappe	73-85	.462	Eighth
1964	Vedie Himsl	58-98	.372	Fifth
1965	Stan Hack	56-91	.381	Twelfth
1970	Don Zimmer	44-99	.308	Eighth
1971	Del Rice	78-68	.534	Second#
1972	Les Moss	80-68	.541	Third
1973	Les Moss	79-65	.549	Third
1974	Norm Sherry	69-73	.486	Fifth
1975	Norm Sherry	80-64	.556	Second
1976	Jimmy Williams	90-54	.625	First
1977	Jimmy Williams	74-65	.532	Second
1978	Deron Johnson	72-65	.526	Fifth
1979	Jimmy Williams	80-68	.541	Fourth/First#
1980	Moose Stubing	77-65	.542	Third/Third
1981	Moose Stubing	63-71	.470	Fourth/Third
1982	Bobby Floyd	73-70	.510	Third/First
1983	Bobby Floyd	67-75	.472	Fourth/Third
1984	Bobby Floyd	74-66	.529	Second/First
1994	Scott Ulger	74-70	.514	Second/Third
1995	Phil Roof	79-65	.549	Second/First
1996	Phil Roof	78-66	.542	Fifth/Second
1997	Phil Roof	72-71	.503	Fourth/Third
1998	Phil Roof	79-64	.552	Second
1999	Phil Roof	73-68	.518	First
2000	Phil Roof	90-53	.629	First
2001	Garry Templeton	79-64	.552	Second
2002	Mike Brumley	78-66	.542	First
2003	Mike Brumley	68-75	.476	Third
2004	Mike Brumley	56-88	.389	Fourth
2005	Dino Ebel	79-65	.549	Second
2006	Brian Harper	81-63	.563	First
2007	Brian Harper	74-69	.517	First
2008	Bobby Mitchell	84-60	.583	First
2009	Bobby Mitchell	72-71	.503	Third
2010	Bobby Mitchell	73-71	.507	Second
TOTALS		3985-3849	.509	

#- Won PCL Title



# Year-By-Year Results

## Franchise Year-by-Year History

### 1994, Record: 74-70

- Triple-A Baseball returns to Salt Lake City for the first time since 1984.
- Under manager Scott Ullger, the Buzz qualify for the playoffs as a wild card, but lose 3-2 in the first round to Vancouver.
- Bernardo Brito established team records of 29 home runs and 122 RBI that stood for many years despite missing six weeks with a broken wrist.
- Eddie Guardado leads the pitching staff with 12 wins.
- The franchise snaps a 40-year-old Pacific Coast League attendance record with a season total 713,224.

### 1995, Record: 79-65

- Phil Roof begins six-year tenure as manager.
- The Buzz defeat Vancouver in the first round of the playoffs 3-1 to win North Division title. Salt Lake gives up two runs in the bottom of the ninth of Game five to fall to Colorado Springs in the PCL Championship Series.
- Riccardo Ingram leads the PCL with a .348 batting average.
- On June 15th, the Minnesota Twins plays an exhibition game against the Buzz, who win 4-3. Hall of Famer Kirby Puckett goes 2-for-2 for the Twins.
- Scott Watkins sets a team record that would stand for six years with 20 saves.
- The Buzz set a since-broken PCL record by committing only 103 errors the entire season.

### 1996, Record: 78-66

- The Buzz make the postseason for the third consecutive season, but falls 3-1 in the first round to Edmonton.
- Brian Raabe leads the PCL with a .351 batting average.
- Todd Walker leads the league with 28 home runs and 111 RBI. He wins the PCL Player of the Week Award three times.
- Salt Lake hosts the Triple-A All-Star Game, as the National League edges the American League 2-1 in front of a sellout crowd of 15,500. Salt Lake's Walker belts a homer for the AL's only run.

### 1997, Record: 72-71

- Salt Lake misses the playoffs for the first time in franchise history.
- Chad Rupp establishes a new franchise record with 32 home runs.
- Ryan Radmanovich belts 27 home runs, but strikes out a PCL-leading 138 times.

### 1998, Record: 79-64

- The Buzz stay in the race to the end, but fall two games shy of Fresno for the South Division title.
- Hall of Famer Paul Molitor appears in two games for the Buzz on an injury rehab assignment and delivers five hits in 10 at-bats.
- Buzz pitchers combine for a franchise-record 10 shutouts.

### 1999, Record: 73-68

- The Buzz trail first-place Fresno by 3.5 games with six to play, but rally to win the South Division on the final day of the season. The team loses their first round series to Vancouver 3-2.
- On May 8, Frank Rodriguez tosses the first no-hitter in franchise history, a 2-1, seven-inning win at Iowa.
- Future Boston slugger David Ortiz leads the Buzz with 30 home runs and 110 RBI.
- On May 13, the Twins return for their second and final exhibition game and edge the Buzz 10-9.

### 2000, Record: 90-53

- In the team's final season as the Buzz and as the Twins' affiliate, Salt Lake sets a team record for wins and beat Sacramento 3-2 for the Pacific Conference title. They fall 3-1 to Memphis in the PCL Championship, as the series ends on a game-ending home run by future All-Star Albert Pujols in the bottom of the 13th inning in Game four.
- The Buzz are the only team in professional baseball, major or minor league, to score more than 1,000 runs during the season with 1,016. Salt Lake leads the PCL with a .312 team batting average with 185 home runs.
- Phil Roof is named the PCL Manager of the Year.
- John Barnes leads the league with a .365 batting average, which is a team record.
- On June 4, Mario Valdez equals a 68-year-old PCL record with seven RBI in one inning at Calgary with a three-run homer and a grand slam.
- On August 10 vs Calgary, A.J. Pierzynski becomes the only player in franchise history to belt two grand slams in one game.

### 2001, Record: 79-64

- Team changes its name to the Stingers and their major league affiliation to the Anaheim Angels.
- The Stingers lead the Central Division from opening day until the last weekend of the season, but get swept by Iowa and finish four games behind the Cubs.
- Bart Miadich set a franchise record with 27 saves.

# Year-By-Year Results

### 2002, Record: 78-66

- The Stingers roll to the Central Division title under new manager Mike Brumley and sweep Oklahoma 3-0 for the American Conference title. Salt Lake wins Game one of the PCL Championship Series, but drop the next three games to Edmonton.
- In Game three against Oklahoma, Lou Pote, Bart Miadich and Francisco Rodriguez combine to throw a one-hitter in a 1-0 win over the Redhawks.
- Robb Quinlan is named the league's MVP, as he bats .333 with 20 home runs and a league-leading 112 RBI. Quinlan is also awarded the league's Rookie of the Year honor.
- Rick Short leads the PCL with a .356 batting average.
- Chone Figgins tops the league and sets a franchise mark with 18 triples and 39 stolen bases.
- Nathan Haynes establishes a franchise record with a 24-game hitting streak.

### 2003, Record: 68-75

- The franchise suffers through its first-ever sub .500 season, but still leads the North Division as late as August 25. The Buzz finish in third place, five and a half games behind Edmonton.
- Right-fielder Barry Wesson sets a franchise record by throwing out three Tacoma baserunners in the same game on July 5.
- Trent Durrington finishes among the league leaders with 35 stolen bases.

### 2004, Record: 56-88

- With injuries at the major league level and at Triple-A, the Stingers go through the worst season in franchise history despite an 11-6 start.
- Steve Green leads the PCL and sets a franchise record with 17 losses.
- Adam Riggs leads the Stingers with a .331 average, 29 home runs and 90 RBI, and is second in the PCL with a .633 slugging percentage.

### 2005, Record: 79-65

- First-year manager Dino Ebel gets the Stingers back on the plus side as the team wins their final 10 games of the season, but fall one game short of Tacoma for the North Division title.
- Outfielder Chris Prieto sets a team record by not committing an error in 248 total chances.
- Nick Gorneault leads the Stingers with 26 home runs and 108 RBI.
- On August 29, Alberto Callaspo's RBI single brings home Ryan Budde with the franchise's 10,000th run scored. ESPN SportsCenter aired live from the ballpark that evening as part of their "50 states in 50 days" promotion.

### 2006, Record: 81-63

- The team changes its name for a second time, now known as the Salt Lake Bees.
- Former major league catcher Brian Harper takes over as the team's manager.
- After a three-year hiatus, the Bees win the North Division and advance to the playoffs where they fall three games to one to Tucson.
- Dustin Moseley sets a franchise record with 13 wins for the Bees.
- Howie Kendrick is named PCL Rookie of the Year, as he hits .369 with 13 home runs and 62 RBI.
- On June 23, Jered Weaver sets a franchise mark with 14 strikeouts in a 1-0, two-hit win over Sacramento.

### 2007, Record: 74-69

- The Bees reach the postseason for a second straight season by winning the North Division. The team wins both games of the Pacific Conference Championship series at home, but then loses three straight at Sacramento.
- The franchise picks up its 1,000th win on April 27, 7-5 over Sacramento.
- Kasey Olenberger leads the PCL with 180 innings pitched.

### 2008, Record: 84-60

- The Bees set a minor league baseball record by winning 21 of its first 22 games of the season under new manager Bobby Mitchell.
- Salt Lake leads the North Division from start to finish, but fall to Sacramento in the first round of the playoffs 3-1.
- Freddy Sandoval leads the PCL and sets a franchise record with 45 doubles. He also leads the league with 176 hits.
- Shane Loux finishes second in the PCL with 12 wins and fourth in ERA at 3.98 while earning the franchise's first PCL Pitcher of the Year award.

### 2009, Record: 72-71

- Former Bees pitcher Nick Adenhart is one of three people killed in an auto accident in the early morning hours of April 9, the day of the team's season opener.
- The Bees struggle to finish above .500, but end the season in third place, just one and a half games behind Tacoma and Colorado Springs.
- On July 28 at Sacramento, Sean O'Sullivan throws the first nine inning no-hitter in franchise history as he blanks the River Cats 2-0.
- Sean Rodriguez finishes second in the PCL with 29 home runs before a late season trade to Tampa Bay.

### 2010, Record: 73-71

- For the second straight season, the Bees finish one and a half games behind eventual league champion Tacoma.
- Mark Trumbo establishes a new franchise record and leads the PCL with 36 home runs and equals the team mark and tops the league with 122 runs batted in.
- Peter Bourjos shares the league lead with 12 triples despite his early August promotion to the Angels. He sets a team record and equals a 73-year-old league mark with three triples against Tacoma on April 16. Bourjos also becomes the first player in franchise history to leg out two inside-the-park home runs in one season.



# Opening Day Lineups in Franchise History

## 1994 @ VANCOUVER

Jeff Carter, 2B  
J.T. Bruett, CF  
Dan Masteller, LF  
Bernardo Brito, DH  
Scott Stahoviak, 3B  
Juan DeLaRosa, RF  
Steve Dunn, 1B  
Denny Hocking, SS  
Mike Durant, C  
Eddie Guardado, P

## 1998 VS. TACOMA

Chris Latham, CF  
Esteban Beltre, SS  
Corey Koskie, 3B  
Chad Rupp, DH  
Scott Stahoviak, 1B  
Jon Shave, 2B  
Jamie Ogden, LF  
Brian Buchanan, RF  
Jayhawk Owens, C  
Dan Serafini, P

## 2002 VS. PORTLAND

Chone Figgins, 2B  
Robb Quinlan, 1B  
Gary Johnson, LF  
Clay Bellinger, 3B  
Jeff Guiel, RF  
Jamie Burke, DH  
Jose Molina, C  
Julio Ramirez, CF  
Alfredo Amezaga, SS  
John Lackey, P

## 2006 @ TUCSON

Erick Aybar, SS  
Howie Kendrick, 2B  
Dallas McPherson, 3B  
Kendrys Morales, 1B  
Nick Gorneault, RF  
Mike Napoli, C  
Tommy Murphy, CF  
Curtis Pride, DH  
Reggie Willits, LF  
Joe Saunders, P

## 2010 @ LAS VEGAS

Peter Bourjos, CF  
Freddy Sandoval, 3B  
Hank Conger, DH  
Cory Aldridge, RF  
Mark Trumbo, 1B  
Michael Ryan, LF  
Gary Patchett, SS  
Ryan Budde, C  
Hainley Statia, 2B  
Trevor Reckling, P

## 1995 @ ALBUQUERQUE

Mitch Simons, 2B  
Riccardo Ingram, RF  
Dan Masteller, 1B  
Bernardo Brito, DH  
Ben Shelton, LF  
Steve Hazlett, CF  
Tom Quinlan, 3B  
Damian Miller, C  
Andres Duncan, SS  
Mike Trombley, P

## 1999 VS. IOWA

Darrell Nicholas, LF  
Jacque Jones, CF  
David Ortiz, 1B  
Chad Rupp, DH  
Brian Buchanan, RF  
A.J. Pierzynski, C  
Brian Richardson, 3B  
Dan Cey, 2B  
Mike Moriarty, SS  
Gary Rath, P

## 2003 @ LAS VEGAS

Chone Figgins, 2B  
Alfredo Amezaga, SS  
Jeff DaVanon, CF  
Robb Quinlan, LF  
Gary Johnson, RF  
Adam Riggs, DH  
Jeff Guiel, 1B  
Wil Nieves, C  
Keith Johnson, 3B  
Matt Hensley, P

## 2007 VS LAS VEGAS

Nathan Haynes, CF  
Jeff Mathis, C  
Brandon Wood, 3B  
Kendrys Morales, DH  
Nick Gorneault, LF  
Terry Evans, RF  
Mike Eylvard, 1B  
Matt Brown, 2B  
Casey Smith, SS  
Kasey Olenberger, P

## 1996 @ PHOENIX

Mitch Simons, 2B  
Brian Raabe, DH  
Todd Walker, 3B  
Kevin Reimer, LF  
Denny Hocking, SS  
Steve Hazlett, RF  
Jamie Ogden, 1B  
Damian Miller, C  
Chris Latham, CF  
Dan Serafini, P

## 2000 @ TACOMA

Chad Allen, LF  
Robin Jennings, CF  
Doug Mientkiewicz, 1B  
Mario Valdez, DH  
Brian Buchanan, RF  
Brian Richardson, 3B  
Jay Canizaro, 2B  
Javier Valentín, C  
Mike Moriarty, SS  
Scott Randall, P

## 2004 VS. FRESNO

Chris Prieto, CF  
Brian Gordon, RF  
Robb Quinlan, 1B  
Adam Riggs, LF  
Alex Pelaez, 3B  
Wil Nieves, C  
Derrick Gibson, CF  
Gary Johnson, DH  
Brian Specht, 2B  
Steve Green, P

## 2008 @ LAS VEGAS

Brad Coon, CF  
Bobby Wilson, C  
Kendrys Morales, 1B  
Dee Brown, LF  
Brandon Wood, SS  
Matt Brown, 3B  
Sean Rodriguez, 2B  
Freddy Sandoval, DH  
Adam Pavkovich, RF  
Nick Green, P

## 1997 @ ALBUQUERQUE

Chris Latham, CF  
Mitch Simons, 2B  
Pedro Castellano, 3B  
Chad Rupp, 1B  
J.J. Johnson, LF  
Damian Miller, C  
Ryan Radmanovich, RF  
Mike Durant, DH  
Kevin Baez, SS  
Dan Serafini, P

## 2001 @ OKLAHOMA

Juan Tolentino, CF  
Wilmy Caceres, SS  
Larry Barnes, 1B  
Jose Fernandez, 3B  
Jeff DaVanon, RF  
Scott Morgan, LF  
Jamie Burke, DH  
Jose Molina, C  
Justin Baughman, 2B  
Brian Cooper, P

## 2005 VS. TUCSON

Chone Figgins, 2B  
David Matranga, SS  
Dallas McPherson, 3B  
Casey Kotchman, 1B  
Jeff Mathis, C  
Nick Gorneault, RF  
Curtis Pride, LF  
Luke Allen, DH  
Andy Fox, 2B  
Chris Bootcheck, P

## 2009 VS RENO

Reggie Willits, CF  
Freddy Sandoval, 3B  
Sean Rodriguez, 2B  
Matt Brown, 1B  
Brandon Wood, SS  
Bobby Wilson, C  
Terry Evans, RF  
Chris Pettit, DH  
Brad Coon, LF  
Anthony Ortega, P

# Last Time It Happened

Five Hits in One Game  
By Opponent  
Five RBI in One Game  
By Opponent  
Two Home Runs in One Game  
By Opponent  
Grand Slam  
By Opponent  
Pinch Hit Home Run  
By Opponent  
Inside-The-Park Home Run  
By Opponent  
Game Opening Home Run  
By Opponent  
Walk-Off Home Run  
By Opponent  
Pinch-Hit Walk-Off Hit  
By Opponent  
Back-to-Back Home Runs  
By Opponent  
Back-to-Back-to-Back Home Runs  
By Opponent  
Two Hits in the Same Inning  
By Opponent  
Hit For The Cycle  
By Opponent  
Five Home Runs in One Game  
By Opponent  
Ten or More Runs Scored  
By Opponent  
By Both Teams in Same Game  
Twenty Runs in One Game  
By Opponent  
Ten or More Runs in One Inning  
By Opponent  
Nine Inning Complete Game  
By Opponent  
Nine Inning Complete Game No-Hitter  
By Opponent  
Nine Inning Complete Game One-Hitter  
By Opponent  
Nine Inning Complete Game Two-Hitter  
By Opponent  
Nine Inning Complete Game Shutout  
By Opponent  
Ten or More Strikeouts  
By Opponent  
Position Player Pitched  
Steal of Home  
Three or More Stolen Bases  
Triple Play Turned  
By Opponent  
Staff Ejection  
Player Ejection  
Last Shutout  
By Opponent  
Last 1-0 shutout  
By Opponent  
Back-to-back shutouts by SL pitchers  
By Opponent's Pitchers  
B-to-B shutouts (1 win, 1 loss)  
Sweep at Home  
Swept at Home  
Sweep on the Road  
Swept on the Road

7-24-10  
6-18-10  
8-30-10  
8-18-10  
8-30-10  
8-22-10  
6-17-10  
8-16-10  
5-1-10  
4-28-07  
7-30—10  
7-26-04  
7-2-10  
8-9-10  
8-9-10  
6-12-09  
8-21-05  
8-11-01  
8-30-10  
8-23-10  
8-25-06  
7-20-01  
8-10-10  
8-25-10  
4-9-08  
9-5-05  
5-16-09  
7-10-10  
9-3-10  
8-30-10  
8-30-10  
7-8-08  
7-23-06  
7-26-09  
5-23-08  
7-28-09  
6-29-09  
7-28-09  
8-14-09  
Never  
4-29-99  
6-16-09  
6-1-95  
7-28-09  
8-14-09  
8-6-07  
7-4-10  
8-26-10  
6-11-10  
6-7-10  
5-1-06  
7-20-00  
8-28-10  
8-28-10  
8-1-10  
8-21-10  
8-1-10  
8-19-09  
Never  
6-21 & 22-10  
8-2 & 3-10  
8/30-9/2/10  
7/4-7/10  
4/19-21/08  
8/14-17/09

Peter Bourjos vs Colorado Springs  
Coco Crisp @ Sacramento  
Terry Evans vs Fresno  
Amaury Cazana @ Memphis (6 RBI)  
Mark Trumbo vs Fresno  
Dallas McPherson vs Sacramento  
Mark Trumbo vs Las Vegas  
Mat Gamel @ Nashville  
Cory Aldridge, 5/1 vs POR (6th inning grand slam in G1)  
David Castillo, Sacramento @ SLC (9th inning, two run HR)  
Peter Bourjos vs Portland  
Freddy Guzman vs Portland @ SLC (led off the game)  
Peter Bourjos @ Colorado Springs  
Scott Cousins vs New Orleans  
Luis Figueroa vs New Orleans (10th inning, 3 run HR)  
Chris Roberson @ Reno (11th inning, three run HR)  
Luke Allen vs Sacramento (single)  
Juan Thomas @ Tacoma (home run)  
Hank Conger & Mark Trumbo vs Fresno (1st)  
Matt Carson & Chris Carter vs Sacramento (7th)  
Mike Eylvard, Dallas McPherson & Kendrys Morales vs Colorado Springs (4th)  
Brian Banks, Jeff Abbott & Chad Mottola @ Calgary (1st)  
Michael Ryan vs New Orleans (4th)  
Chris Nelson @ Colorado Springs (2nd)  
Matt Brown @ Tucson  
Cody Ross @ Las Vegas  
vs Iowa  
@ Las Vegas (G2)  
vs Reno (W 11-4)  
vs Fresno (W 15-11)  
vs Fresno (W 15-11)  
vs Tacoma (W 20-7)  
Tucson @ SLC (L 28-5)  
vs Portland (10 in the 1st inning, game one)  
vs Portland (10 in the 6th inning)  
Sean O'Sullivan @ Sacramento  
Matt Kinney @ Fresno (W 7-1)  
Sean O'Sullivan @ Sacramento  
Luis Mendoza @ Oklahoma City  
  
Clint Sodowsky @ Memphis (3-0)  
Trevor Bell vs Colorado Springs (1-0)  
John Wasdin @ Edmonton (6-0)  
Sean O'Sullivan @ Sacramento  
Luis Mendoza @ Oklahoma City  
Ervin Santana @ Round Rock (10 Ks)  
Michael Pineda vs Tacoma (10 Ks)  
Dwayne Bailey @ Colorado Springs (1 IP, 2 H, 3 R, 3 ER, 2 BB, 0 K).  
Ryan Budde @ Reno  
Peter Bourjos vs Colorado Springs  
vs Las Vegas (3-6) and hit into by Chris Truby  
@ Calgary (8-6-2-5) and hit into by Casey Blake  
Bobby Mitchell @ Colorado Springs by Tyler Funneman  
Kevin Frandsen @ Colorado Springs by Tyler Funneman  
1-0 @ Portland (G2)  
3-0 vs Sacramento  
@ Portland (G2)  
@ New Orleans  
  
4-0 @ Sacramento & 8-0 @ Tacoma (G1)  
Won 1-0 in G2 on 8/1 & Lost 3-0 on 8/2 @ POR  
vs Fresno (four games)  
vs Tacoma (four games)  
@ Portland (three games)  
@ Oklahoma City (four games)



Notable Former Players

Notable Former Salt Lake Players

(years in Salt Lake)

Marty Cordova (1994, 1997) - Outfielder

	G	AB	R	H	2B	3B	HR	RBI	BB	IBB	SO	SB	CS	AVG	OBP	SLG
MLB Career	952	3419	480	938	192	18	122	540	329	1	730	57	36	.274	.344	.448

2005 American League Rookie Of The Year

Chone Figgins (2002-03, 2007-08) - Infielder

	G	AB	R	H	2B	3B	HR	RBI	BB	IBB	SO	SB	CS	AVG	OBP	SLG
MLB Career	1097	4187	658	1201	169	55	32	376	486	5	727	322	111	.287	.359	.376

2009 MLB All-Star

Eddie Guardado (1994) - Left Handed Pitcher

	W	L	ERA	G	GS	CG	SHO	SV	IP	H	R	ER	HR	BB	SO
MLB Career	46	61	4.32	908	25	0	0	187	945.0	894	477	453	138	348	798

Two-Time MLB All-Star

LaTroy Hawkins (1994-97) - Right Handed Pitcher

	W	L	ERA	G	GS	CG	SHO	SV	IP	H	R	ER	HR	BB	SO
MLB Career	60	84	4.56	771	98	2	0	264	1214.0	1345	662	615	144	403	811

Torii Hunter (1998, 2000) - Outfielder

	G	AB	R	H	2B	3B	HR	RBI	BB	IBB	SO	SB	CS	AVG	OBP	SLG
MLB Career	1651	6067	907	1667	358	29	258	969	477	48	1176	172	81	.275	.332	.471

Four-time MLB All-Star, Nine-time Gold Glove winner, 2009 Silver Slugger Award winner, 2002 MLB.com Defensive Player of the Year.

John Lackey (2001-02, 2009) - Right Handed Pitcher

	W	L	ERA	G	GS	CG	SHO	SV	IP	H	R	ER	HR	HB	BB	SO
MLB Career	116	82	3.89	267	266	14	8	0	1716.0	1752	816	741	169	82	513	1357

2007 MLB All-Star, Led American League in 2007 with a 3.01 ERA.

Damian Miller (1995-97) - Catcher

	G	AB	R	H	2B	3B	HR	RBI	BB	IBB	SO	SB	CS	AVG	OBP	SLG
MLB Career	989	3182	361	834	205	4	87	406	303	0	772	5	5	.262	.329	.411

2002 MLB All-Star

Notable Former Players

David Ortiz (1997-99) - Infielder/DH

	G	AB	R	H	2B	3B	HR	RBI	BB	IBB	SO	SB	CS	AVG	OBP	SLG
MLB Career	1596	5690	975	1598	416	15	349	1170	877	104	1252	10	6	.281	.376	.543

Five-time MLB All-Star, Four-time American League Player of the Month, Four-time Silver Slugger Award winner, two-time MLB.com Hitter of the Year, 2004 ALCS MVP.

A.J. Pierzynski (1998-2000) - Catcher

	G	AB	R	H	2B	3B	HR	RBI	BB	IBB	SO	SB	CS	AVG	OBP	SLG
MLB Career	1365	4852	575	1379	285	16	120	605	207	2	588	13	19	.284	.324	.424

Two-time MLB All-Star

Francisco Rodriguez (2002) - Right Handed Pitcher

	W	L	ERA	G	GS	CG	SHO	SV	IP	H	R	ER	HR	BB	SO	SLG
MLB Career	30	25	2.50	531	0	0	0	268	577.0	401	178	160	44	257	727	.448

Four-time MLB All-Star, Finished third in 2008 AL Cy Young Award voting

Todd Walker (1996-97, 2000) - Infielder

	G	AB	R	H	2B	3B	HR	RBI	BB	IBB	SO	SB	CS	AVG	OBP	SLG
MLB Career	1288	4554	647	1316	284	30	107	545	421	0	571	66	37	.289	.348	.435



John Lackey



## Bees in the Community



The Salt Lake Bees have a strong tradition of community involvement ever since the franchise's return to Utah in 1994. Bees players, coaches, Bumble and front office staff make numerous appearances throughout the year while also supporting local causes through events at Spring Mobile Ballpark.

### Ballpark Tours

Groups and/or organizations can get an exclusive behind the scenes tour of Spring Mobile Ballpark free of charge. Schools and summer camps often use this opportunity as a field trip location. Often times, the tour guide is the only 'voice' in franchise history, Steve Klauke.

### Breast Cancer Awareness Night

The 2010 season marked the fourth consecutive year of the team trading in the traditional white home uniforms for pink jerseys in support of Breast Cancer Awareness. The club also encouraged fans attending the game to show their support for Breast Cancer Awareness by wearing pink and a silent auction for the player-worn jerseys and other team memorabilia was held during the game with proceeds benefiting the Huntsman Cancer Foundation.

### Bumble

Bumble, the official mascot of the Salt Lake Bees, makes public appearances during both the Bees season and offseason. Bumble is available for corporate events, charity functions, birthdays or other private parties and can always be found at home Bees games. Requests can be submitted online at [slbees.com](http://slbees.com).

### Concession Fundraisers

Organizations have the opportunity to work in

concessions at Spring Mobile Ballpark during Bees games to earn a portion of their sales. For more information contact Casey Patterson at (801) 325-6908.

### Donation Requests

The Bees proudly support charitable organizations and fundraisers through donations of tickets or memorabilia. Requests are accepted year round.

### Field of Dreams

For the eighth straight season the Bees continued the experience of a lifetime for youth baseball and softball teams in the Salt Lake Valley. During the 2010 season, local youth teams were selected to join the Bees on the field pregame for the performance of the national anthem following their own introductions, and receive a behind the scenes tour of Spring Mobile Ballpark.

### Juvenile Justice Services Mentoring Program

The Bees teamed up with Utah's Juvenile Justice Services (JJS) for a mentoring program for the third consecutive season in 2010, including player visits to facilities as well as inviting JJS groups to the ballpark for a player-given tour and tickets to a Bees game. Once a homestand for the entire 2010 season, the Bees traveled to facilities (six in the Salt Lake Valley) and/or invited groups to a game. Bees players spoke to each group about overcoming his own struggles in life while also providing insight on what it's like to be a professional athlete.

### Knothole Club

The Knothole Club, the official kids club of the Salt Lake Bees, consisted of approximately 10,000 members during the 2010 season. The

## Bees in the Community



club is open to kids ages 12 with a range of member benefits including a free ticket voucher to a Bees game, a Bees t-shirt, a membership ID card granting access to discounted Utah Jazz and Bees tickets and a 10% discount to all Fanzz stores. Members also get the opportunity to meet Bees players and participate in baseball clinics at Spring Mobile Ballpark.

### Military Appreciation Night

The Bees held Military Appreciation Night at Spring Mobile Ballpark on Friday, May 28. In honor of men and women of the U.S. Armed Forces, the team wore camouflage jerseys. The Bees also wore camouflage jerseys on Memorial Day, Monday, May 31. The pregame ceremony included the performance of the national anthem by Sgt. Drew Howells of the Utah Army National Guard while the Hill Air Force Base Honor Guard presented the colors. Col. Michael Vik of the Air Force also conducted a postgame enlistment ceremony.

### Prevention Dimensions Kids Day

The Bees, in conjunction with the Utah State Office of Education, hosted Prevention Dimensions Kids Day during the Bees game on Tuesday, May 18, 2010. The Bees welcomed a record amount of students to this seventh annual event at Spring Mobile Ballpark which promotes drug and alcohol prevention. The 12,000 fourth, fifth and sixth grade students in attendance enjoyed a pregame program including a flag ceremony featuring students from four participating schools and a first

pitch by the Utah Superintendent of Schools, Larry K. Shumway. The Bees also provided lunch for each student.

### Prostate Cancer Awareness Night

The American Cancer Society sponsored a prostate cancer screening night at the ballpark. The free screenings were offered to men prior to and during the Bees game, while the ACS provided cancer awareness information to all fans.

### Shriners Hospital for Children – Salt Lake City/Miracle League Baseball

The Bees, in conjunction with Shriners Hospital for Children – Salt Lake City, participated as "buddies" with patients in a Miracle League Baseball game. Four Bees players captained a team of 12 buddies from the Bees front office staff who assisted wheelchair-bound patients in batting, running the bases and playing the field during a three-inning game. Players also visited with patients at Shriners hospital throughout the season.

### Speakers Bureau

The Bees are proud to provide speakers for both civic and charitable functions along the Wasatch Front. Members of the Bees management staff are available to share their experiences. Learn what goes on behind the scenes of a successful minor league organization and what it takes to work in the sports industry.



## History of Professional Baseball in Salt Lake City



The year was 1915 and the Salt Lake Bees were born into the Pacific Coast League (PCL). The Sacramento Sacts were struggling at the gate in 1914 and on September 6, the team folded. The PCL took over the team and relocated them to San Francisco and renamed the club the Mission Wolves. Shortly after that lone season, the team was moved to the Beehive State and named the Salt Lake Bees.

In their first season under manager Cliff Blankenship, the Bees finished second with a 108-89 record. The team would operate through the 1925 season, a year that shortstop Tony Lazzeri hit a PCL record 60 homeruns. The 60th came on October 9, the final day of the season, and it was an inside-the-park roundtripper.

In 1926, the team moved to Los Angeles and became known as the Hollywood Stars. With the team's departure for Southern California, Salt Lake City went 23 years before the PCL returned in 1958. Larry Shepard managed the team to a 77-77 record before leading them to Salt Lake's first PCL title in 1959, as the Bees finished the season with a one and one-half game lead over Vancouver. In 1961, the Bees were led by future San Francisco Giants and Chicago Cubs manager Herman Franks and in 1962 another future big league skipper Bob Kennedy would be at the helm.

Beginning in 1963, the Bees gained the team's first full affiliation with a major league club, spending the next three years under the wings of the Chicago Cubs. The team would withdraw from the PCL after the 1965 season, but the Vancouver club would re-locate to Salt Lake City in 1970. The Bees, under an affiliation with the second-year San Diego Padres, would be

led by yet another future big league manager in Don Zimmer. Despite his future success, Zimmer's club finished with a Salt Lake PCL worst record of 44-99, 52.5 games behind first place Hawaii in the Southern Division.

In 1971, the team changed its name and affiliation, becoming known as the Salt Lake Angels. In that first season with California, the Salt Lake Angels won the PCL title, the second in the city's history. Manager Del Rice led the team to the Southern Division crown and then took the title by sweeping Tacoma three games to none. The team was renamed the Gulls in 1975 and would provide more excitement by reaching the league finals in 1975 and 1976, but in each of those seasons, they would lose the title series to Hawaii. Finally, in 1979 under the tutelage of future major league manager Jimmy Williams, the Gulls got by their nemesis and swept the Islanders 3-0 to win the third and last PCL championship in Salt Lake City.

In 1982, the Gulls became affiliated with the Seattle Mariners and while they won the first half Northern Division title that year and the second half crown in the division in 1984, the team struggled financially and after that season, was sold and moved to Calgary, Alberta, Canada.

## History of the Current Salt Lake Bees Franchise



**SALT LAKE BUZZ**



**SALT LAKE STINGERS**



**SALT LAKE BEES**

Salt Lake City was without Pacific Coast League baseball until 1994, when owner Joe Buzas moved the Portland Beavers franchise to the Beehive State and named the team the Salt Lake Buzz. As the Triple-A affiliate of the Minnesota Twins, the Buzz would enjoy a winning record in each of their seven seasons with trips to the postseason in five of those years. Unfortunately, the Buzz would be heartbroken with a pair of walk-off hits that would end their trips to the PCL finals. In 1995, Salt Lake had a one-run lead with one out and nobody on base in the bottom of the ninth of the fifth and deciding game at Colorado Springs, but the team never recorded the third out, as Jim Tatum's bloop single to left off Dan Naulty gave the Sky Sox the championship.

In 2000, the Buzz were down two games to one, but rallied to tie Memphis with three runs in the top of the ninth inning. The game would, however, end in the Redbirds favor on a 13th inning solo homer by future National League Rookie of the Year, Albert Pujols.

In 2001, the team would change its name and affiliation once again. The team would be known as the Stingers and would reunite with the Angels. That led to another trip to the league finals in 2002, but they would be defeated three games to one by the Edmonton Trappers. The Stingers struggled through 2003 and 2004 and, in 2005, the late Larry H. Miller purchased the Stingers. Under first-year

manager Dino Ebel, the team finished 79-65, just one game behind Tacoma in the Northern Division race. In October, the Stingers changed their name back to the original Salt Lake Bees.

Under manager Brian Harper in 2006 and 2007, the Bees enjoyed back-to-back PCL Pacific North Division titles, yet in both years the team lost in the Pacific Coast Conference Championship series.

Former World Champion Los Angeles Dodger Bobby Mitchell joined the Bees as manager in 2008. Beginning the season with a minor league best 21-1 start, Salt Lake once again captured the Pacific North Division title, but fell for the third consecutive time in the Pacific Conference Championship series. In 2009, Mitchell led the team to its fifth consecutive winning season (72-71) despite beginning the season with the devastating loss of former Bees pitcher Nick Adenhart. Mitchell finished the 2010 season with a 73-71 and a game and a half out of first place in the Pacific North Division. Keith Johnson was named manager for the 2011 season, becoming the first former Salt Lake player to manage the club, having played for the Stingers in 2002 and 2003.

The franchise owns a 22-30 playoff record and a 3-9 playoff series record. Overall, Salt Lake teams have a 3985-3849 record in the Pacific Coast League.



**HOME UNIFORM**  
(WHITE)




**AWAY UNIFORM**  
(GRAY)



**ALTERNATE UNIFORM**  
(BLACK TOP, WHITE BOTTOMS)



**Mark Trumbo**  
 2010 Angels Minor League Player of the Year  
 2010 PCL All-Star  
 Photo: Danny Wild/MLB.com



## Pacific Coast League



One Chrisholm Trail, Suite 4200  
 Round Rock, TX 78681

Telephone: (512) 310-2900  
 Fax: (512) 310-8300

WEBSITE: [www.pclbaseball.com](http://www.pclbaseball.com)

### PACIFIC COAST LEAGUE



**BRANCH RICKEY**  
 PRESIDENT



**DWIGHT HALL**  
 DIRECTOR OF  
 BASEBALL  
 OPERATIONS



**MELANIE FIORE**  
 DIRECTOR OF  
 ADMINISTRATION



**CHRIS KUTZ**  
 MEDIA &  
 OPERATIONS  
 ASSISTANT

### PCL Executive Committee

**VICE PRESIDENT/EXECUTIVE COMMITTEE CHAIRMAN:**

Don Logan

**MINOR LEAGUE BASEBALL BOARD OF TRUSTEES:**

Sam Bernabe & Ken Young

**EXECUTIVE COMMITTEE AMERICAN CONFERENCE NORTHERN DIVISION:**

Frank Ward

**EXECUTIVE COMMITTEE AMERICAN CONFERENCE SOUTHERN DIVISION:**

Reid Ryan

**EXECUTIVE COMMITTEE PACIFIC CONFERENCE NORTHERN DIVISION:**

David Elmore

**EXECUTIVE COMMITTEE PACIFIC CONFERENCE SOUTHERN DIVISION:**

Alan Ledford

### Conference Division Structure

PACIFIC CONFERENCE		AMERICAN CONFERENCE	
SOUTHERN DIVISION	NORTHERN DIVISION	SOUTHERN DIVISION	NORTHERN DIVISION
Fresno	Colorado Springs	Albuquerque	Iowa
Las Vegas	Reno	New Orleans	Memphis
Sacramento	Salt Lake	Oklahoma City	Nashville
Tucson	Tacoma	Round Rock	Omaha



Pacific Coast League

Albuquerque Isotopes

1601 Avenida Cesar Chavez SE  
Albuquerque, New Mexico 87106

Telephone: (505) 924-2255  
Fax: (505) 242-8899

WEBSITE: www.albuquerquebaseball.com  
E-MAIL ADDRESS: info@albuquerquebaseball.com  
OWNER: Albuquerque Baseball Club L.L.C.  
PCL Member Since: 2003



LORENZO BUNDY

PRESIDENT:  
GENERAL MANAGER:  
DIRECTOR OF MEDIA RELATIONS:

Ken Young  
John Traub  
Steve Hurlbert • shurlbert@albuquerquebaseball.com

Baseball Operations

MAJOR LEAGUE AFFILIATION: (since)  
FIELD MANAGER:  
PITCHING COACH:  
HITTING COACH:  
TRAINER:  
STRENGTH COACH:  
HOME CLUBHOUSE MANAGER:  
VISITING CLUBHOUSE MANAGER:

Los Angeles Dodgers (2009)  
Lorenzo Bundy  
Glenn Dishman  
John Valentin  
Greg Harrel  
Stephen Downey  
Tony Iliano  
Rick Pollack

Stadium Information

BALLPARK:  
PLAYING SURFACE:  
DIMENSIONS:  
P.A. ANNOUNCER:  
OFFICIAL SCORERS:  
RADIO:  
ANNOUNCER:  
HEAD GROUNDSKEEPER:

Isotopes Park (11,124, renovated and reopened in 2003)  
Natural Grass  
LF-325', CF-400', RF-325'  
Stu Walker  
Gary Herron, John Miller  
KNML 610 AM  
Robert Portnoy  
Jarad Alley

Pacific Coast League

Albuquerque vs. Salt Lake

PLAYERS	AVG	G	AB	R	H	2B	3B	HR	RBI	BB	IBB	SO	SB	CS	OBP	SLG	OPS	SF	SAC	HBP	DP	E*
# Closser, JD	.143	2	7	0	1	0	0	0	0	1	0	1	0	0	.250	.143	.393	0	0	0	0	0
De Jesus, Ivan	.308	3	13	2	4	1	0	0	0	3	0	3	0	0	.438	.385	.822	0	0	0	0	0
* Gibbons, Jay	.316	4	19	3	6	2	0	0	4	0	0	0	0	0	.300	.421	.721	1	0	0	1	0
Hoffmann, Jamie	.316	4	19	2	6	0	1	0	3	1	0	3	1	0	.350	.421	.771	0	0	0	0	0
Hu, Chin-lung	.364	3	11	1	4	0	0	0	1	0	0	0	2	0	.333	.364	.697	1	1	0	1	3
Lindsey, John	.474	4	19	5	9	3	0	1	5	0	0	4	0	0	.500	.789	1.289	0	0	1	0	0
May, Lucas	.364	3	11	1	4	0	0	0	2	2	0	0	0	0	.462	.364	.825	0	1	0	0	1
Mitchell, Russ	.588	4	17	4	10	2	0	0	2	2	1	1	0	0	.632	.706	1.337	0	0	0	0	0
Nivar, Ramon	.400	2	10	4	4	1	0	1	3	0	0	0	0	0	.400	.800	1.200	0	0	0	1	0
* Paul, Xavier	.667	2	6	1	4	1	0	0	1	0	0	1	0	0	.667	.833	1.500	0	0	0	0	0
Redman, Prentice	.316	4	19	3	6	0	0	2	4	0	0	3	1	0	.316	.632	.947	0	0	0	0	0
Restovich, Michael	.143	2	7	1	1	1	0	0	1	3	0	2	0	0	.400	.286	.686	0	0	0	1	0
TEAM TOTAL	.373	4	158	27	59	11	1	4	26	12	1	18	4	0	.416	.532	.948	2	2	1	4	5

GI																						
PITCHERS	W-L	ERA	G	GS	CG	SHO	SV	SVO	IP	H	R	ER	HR	HB	BB	IBB	SO	BK	WP	GO/AO	DP	WHIP
Ayala, Luis	0-1	27.00	1	0	0	0	0	1	0.2	2	3	2	0	0	3	2	0	0	0	2.00	0	7.50
Choi, Hyang-Nam	0-1	0.00	1	0	0	0	0	0	1.1	0	1	0	0	0	1	0	1	0	0	2.00	0	0.75
Dohmann, Scott	0-0	10.80	2	0	0	0	0	0	1.2	2	2	2	0	0	1	0	2	0	0	2.00	0	1.80
* Elbert, Scott	1-0	0.00	1	1	0	0	0	0	5.1	2	2	0	0	0	6	0	5	0	0	1.75	1	1.50
Leach, Brent	0-0	1.93	3	0	0	0	0	0	4.2	4	1	1	0	0	3	1	6	0	0	7.00	0	1.50
Lindblom, Josh	0-0	11.25	1	1	0	0	0	0	4.0	6	5	5	0	0	6	0	3	0	1	0.14	0	3.00
Link, Jon	0-0	0.00	1	0	0	0	0	0	2.0	1	0	0	0	0	0	0	1	0	0	4.00	0	0.50
McDonald, James	0-0	11.12	1	1	0	0	0	0	5.2	10	7	7	0	1	3	0	6	0	0	1.20	1	2.29
Miller, Justin	0-0	0.00	2	0	0	0	0	0	3.0	0	0	0	0	0	1	0	3	0	0	0.20	0	0.33
* Perez, Juan	0-0	0.00	2	0	0	0	0	0	1.1	0	0	0	0	0	0	0	3	0	1	1.00	0	0.00
Schlichting, Travis	0-0	0.00	1	0	0	0	0	0	2.2	0	0	0	0	0	0	0	3	0	0	1.50	1	0.00
Towers, Josh	0-1	48.60	1	1	0	0	0	0	1.2	10	9	9	1	0	1	0	1	0	0	1.00	0	6.60
TEAM TOTAL	1-3	6.88	4	4	0	0	0	1	34.0	37	30	26	1	1	25	3	34	0	2	1.31	3	1.82

GI																						
PITCHERS	W-L	ERA	G	GS	CG	SHO	SV	SVO	IP	H	R	ER	HR	HB	BB	IBB	SO	BK	WP	GO/AO	DP	WHIP
Aldridge, Cory	.444	4	18	3	8	2	0	0	6	1	0	5	0	0	474	.556	1.029	0	0	0	0	0
Bourjos, Peter	.200	2	5	2	1	0	0	0	0	0	0	1	0	0	.200	.200	.400	0	0	0	0	0
Budde, Ryan	.333	1	3	1	1	0	0	0	0	1	0	0	0	0	.500	.333	.833	0	0	0	0	0
# Conger, Hank	.214	4	14	5	3	1	0	1	2	3	0	2	0	0	.353	.500	.853	0	1	0	0	0
Evans, Terry	.308	3	13	4	4	1	1	0	4	1	0	2	2	0	.333	.538	.872	1	0	0	0	0
Gomeault, Nick	.000	2	6	0	0	0	0	0	0	2	0	3	0	0	.250	.000	.250	0	0	0	1	0
Patchett, Gary	.143	4	14	3	2	0	0	0	2	2	1	9	0	0	.250	.143	.393	0	0	0	0	1
Quinlan, Robb	.273	4	11	2	3	2	0	0	1	5	0	1	1	0	.500	.455	.955	0	0	0	0	0
# Stasia, Hainley	.286	4	14	1	4	3	1	0	6	2	0	0	0	0	.375	.643	1.018	0	0	0	1	1
* Sutton, Nate	.389	4	18	6	7	1	2	0	2	2	1	4	2	0	.450	.667	1.117	0	0	0	0	0
Trumbo, Mark	.250	4	16	2	4	0	1	0	4	2	1	6	0	1	.368	.375	.743	0	0	1	0	1
Wilson, Bobby	.000	2	3	1	0	0	0	0	1	4	0	1	0	0	.500	.000	.500	1	0	0	1	0
TEAM TOTAL	.274	4	135	30	37	10	5	1	28	25	3	34	5	1	.387	.444	.831	2	1	1	3	3

PITCHERS	GI																												
	W-L	ERA	G	GS	CG	SHO	SV	SVO	IP	H	R	ER	HR	HB	BB	IBB	SO	BK	WP	GO/AO	DP	WHIP	AVG	AB	TBF	5F	GF	HLD	
Aldridge, Ryan	0-0	18.00	1	0	0	0	0	0	1.0	4	2	2	0	0	0	0	2	0	0	1.00	0	4.00	.571	7	7	0	0	0	0
* Davidson, Daniel	1-0	6.75	1	1	0	0	0	0	5.1	11	4	4	1	0	2	0	1	0	0	1.33	1	2.44	.440	25	27	0	0	0	0
DeHoyos, Gabe	0-0	0.00	1	0	0	0	0	0	2.1	2	0	0	0	0	1	0	3	0	0	1.00	0	1.29	.222	9	10	0	0	0	0
Diaz, Amalio	0-0	0.00	1	0	0	0	0	0	2.2	3	0	0	0	0	1	0	2	0	0	1.00	1	1.50	.333	9	11	1	0	0	0
Hill, Jeremy	0-0	0.00	1	0	0	0	0	0	1.0	0	0	0	0	0	0	0	1	0	1	2.00	0	0.00	0	4	4	0	1	0	0
O'Sullivan, Sean	0-1	9.53	1	1	0	0	0	0	5.2	11	6	6	2	0	0	0	4	0	0	0.86	0	1.94	.407	27	28	1	0	0	0
* Reckling, Trevor	0-0	19.64	1	1	0	0	0	0	3.2	13	8	8	0	1	3	0	1	0	0	1.25	0	4.36	.565	23	27	0	0	0	0
Rodriguez, Fernando	0-0	3.86	1	0	0	0	0	0	2.1	1	1	1	1	0	0	0	0	0	0	6.00	0	0.43	.125	8	8	0	0	0	0
Rodriguez, Francisco	0-0	0.00	2	0	0	0	0	0	3.2	1	0	0	0	0	0	0	2	0	0	3.50	1	0.27	.091	11	11	0	1	1	1
Rodriguez, Rafael	2-0	3.00	2	0	0	0	0	1	3.0	4	2	1	0	0	2	0	1	0	1	1.67	1	2.00	.308	13	16	0	2	0	0
* Smith, Will	0-0	6.75	1	1	0	0	0	0	5.1	9	4	4	0	0	3	1	1	0	0	1.17	0	2.25	.409	22	26	0	0	0	0
TEAM TOTAL	3-1	6.50	4	4	0	0	0	1	36.0	59	27	26	4	1	12	1	18	0	2	1.53	4	1.97	.373	158	175	2	4	1	1



## Pacific Coast League



4385 Tutt Boulevard  
Colorado Springs, Colorado 80922

Telephone: (719) 597-1449  
Fax: (719) 597-2491 (business)  
(719) 597-7220 (pr)

**WEBSITE:** [www.skysox.com](http://www.skysox.com)  
**E-MAIL ADDRESS:** [info@skysox.com](mailto:info@skysox.com)  
**OWNER:** David G. Elmore - Elmore Sports Group  
**PCL MEMBER SINCE:** 1988



STU COLE



## SECURITY SERVICE FIELD

**PRESIDENT/GENERAL MANAGER:**  
**DIRECTOR OF PUBLIC RELATIONS:**

Tony Ensor  
Mike Hobson • prdept@skysox.com

## Baseball Operations

**MAJOR LEAGUE AFFILIATION:** (since)**FIELD MANAGER:****PITCHING COACH:****HITTING COACH:**

**TRAINER:**

**HOME CLUBHOUSE MANAGER:**

**VISITING CLUBHOUSE MANAGER:**

### Colorado Rockies (1993)

Stu Cole

Doug Linton

Rene Lachemann

Heath Townsend

Ricky Grima

Steve Martin

## Stadium Information

**BALLPARK:**

**PLAYING SURFACE:**

**DIMENSIONS:**

**P.A. ANNOUNCER:**

OFFICIAL SCORER: Marty Grant

**RADIO:** Sports Animal AM 1300

**ANNOUNCER:** Dan Karcher

**ANTHONY** Dan Katochi

**142 slbees.com**

## Colorado Springs vs. Salt Lake

PLAYERS	AVG	G	AB	R	H	3B	HR	RBI	BB	IBB	SO	SB	CS	OBP	SLG	OPS	SF	SAC	HBP	DP	E*	
Eldred, Brad	.213	11	47	8	10	3	3	8	4	0	15	0	0	.288	.468	.757	0	0	1	2	1	
* Fowler, Dexter	.462	3	13	3	6	1	0	2	2	0	4	0	0	.533	.538	1.072	0	0	0	0	0	
* Frey, Chris	.212	10	33	6	7	2	0	1	2	0	10	1	0	.257	.273	.530	0	3	0	0	0	
Gamer, Cole	.352	12	54	14	19	2	2	1	8	3	0	10	1	.390	.519	.908	1	0	1	2	3	
* Matsui, Kazuo	.354	13	48	9	17	2	0	0	3	5	0	5	3	.415	.396	.811	0	1	0	1	2	
McKenry, Michael	.333	12	45	4	15	5	0	6	2	0	6	1	0	.354	.444	.799	1	0	0	0	2	
Metcalfe, Travis	.367	14	49	11	18	5	1	2	14	7	0	7	0	.431	.633	1.064	2	0	0	0	2	
Miller, Matt	.371	15	62	11	23	1	0	0	7	11	0	9	0	.473	.387	.860	0	0	1	1	1	
* Nelson, Chris	.355	15	62	14	22	4	1	1	12	5	1	11	2	.403	.500	.903	0	0	0	1	3	
* Paulk, Mike	.240	13	50	10	12	1	3	2	14	3	0	14	0	.278	.500	.778	1	0	0	1	0	
Payton, Jay	.403	14	67	12	27	6	0	3	19	2	0	5	2	.429	.627	1.055	0	0	0	1	3	
* Phillips, Paul	.300	10	35	3	3	1	0	3	2	0	8	1	0	.300	.300	.600	0	0	0	0	0	
* Quintanilla, Omar	.182	6	22	2	3	0	0	0	5	2	0	4	1	.1	.240	.227	.467	1	0	0	1	
* Torres, Elder	.600	2	10	6	0	0	0	1	1	0	1	0	1	.636	.600	1.236	0	0	0	0	0	
* Young, Eric	.182	3	11	2	2	0	0	0	2	2	0	4	1	.330	.182	.515	1	0	0	1	1	
TEAM TOTAL	.328	16	583	111	191	33	7	12	104	59	1	105	12	4	.390	.470	.860	7	4	5	15	19

PITCHERS	G1																											
	W-L	ERA	G	GS	CG	SHO	SV	VO	IP	H	R	ER	HR	BB	HB	BB	SO	BK	WP	GO/AO	DP	WHIP	AVG	AB	TBF	SF	GF	HL
Ayala, Luis	1-0	0.00	1	0	0	0	0	0	1.2	1	0	0	0	0	0	0	2	0	1	2.00	0	0.60	143	7	7	0	0	0
* Bierbrodt, Nick	0-0	27.00	4	0	0	0	0	0	2.1	9	7	2	4	0	0	0	0	0	1	0.75	0	0.57	600	15	20	1	0	1
* Birkins, Kurt	1-1	4.91	5	4	0	0	0	0	18.1	19	10	10	3	0	1	0	9	0	1	1.88	1	1.09	260	73	75	0	0	0
* Buchholz, Taylor	0-0	6.00	3	0	0	0	0	0	3.0	3	2	2	1	1	2	1	3	0	0	0.20	0	1.67	231	13	16	0	0	0
Daley, Matt	0-0	54.00	1	0	0	0	0	0	0.2	4	4	4	0	0	1	0	1	0	0	1.00	0	5.70	667	6	7	0	0	0
* De La Rosa, Jorge	0-1	13.50	1	0	0	0	0	0	4.2	10	8	7	1	0	3	0	5	0	0	1.00	0	2.79	435	23	26	0	0	0
Escalante, Edgmer	0-1	1.59	6	0	0	0	0	0	5.0	5	4	0	0	0	0	0	8	0	0	1.80	0	1.06	261	23	23	0	0	0
Graham, Andy	0-0	0.40	2	0	0	0	0	0	5.0	4	3	0	0	0	0	0	0	0	0	0.57	0	2.40	17	20	0	0	0	
Johnson, Alan	1-1	11.25	3	0	0	0	0	0	16.0	31	20	3	1	4	0	0	9	0	0	0.89	2	1.19	428	76	81	0	0	0
Johnston, Andrew	0-0	0.00	4	0	0	0	1	1	3.2	1	0	0	0	0	0	0	2	0	0	1.67	1	0.55	111	9	11	0	2	1
* Morales, Franklin	0-0	0.00	3	0	0	0	0	0	3.0	1	0	0	0	0	0	0	2	0	0	0.75	0	0.33	100	10	10	0	2	0
* Moss, Damian	0-0	0.00	1	0	0	0	0	0	1.1	1	0	0	0	0	0	0	1	0	0	0.50	0	0.75	200	5	5	0	0	1
* Muecke, Josh	1-0	4.61	3	2	0	0	0	0	13.2	14	7	7	1	0	0	0	9	0	0	1.91	1	1.39	255	55	60	0	0	0
* Reynolds, Matt	0-0	2.70	3	0	0	0	0	0	3.1	2	1	1	0	0	2	0	4	0	0	2.00	0	1.20	167	12	14	0	3	0
* Rice, Scott	0-0	1.93	6	0	0	0	1	1	9.1	7	2	2	0	1	4	0	5	0	0	2.14	3	1.18	219	32	37	0	2	0
Rincon, Juan	1-0	1.23	6	0	0	0	0	0	7.1	4	1	1	0	0	2	0	10	0	1	3.00	0	0.82	154	26	28	0	3	1
Roe, Chaz	1-1	6.75	2	2	1	0	0	0	13.1	18	11	10	1	0	4	0	11	0	1	1.23	0	1.65	316	57	62	1	0	0
Rogers, Esmil	2-0	1.00	1	0	0	0	0	0	5.0	4	0	0	0	1	1	0	8	0	0	0.40	0	1.00	211	19	21	0	0	0
* Smith, Greg	0-2	11.20	3	3	0	0	0	0	13.2	24	18	2	0	0	0	0	0	0	0	1.29	0	2.12	172	65	70	0	0	0
Street, Huston	0-0	18.00	1	0	0	0	0	1	1.0	2	2	0	0	0	0	0	3	0	0	0	0	2.00	400	5	5	0	0	0
Whilrite, Matt	0-1	6.75	6	0	0	0	0	0	8.0	13	6	6	1	0	4	0	7	0	0	1.29	1	2.13	361	36	40	0	0	0
TEAM TOTAL	9-7	6.43	16	16	1	0	2	3	140.0	179	105	100	21	4	45	2	108	0	5	128	10	1.60	307	584	638	3	15	4

## Salt Lake vs. Colorado Springs

Players	AVG	G	AB	R	H	2B	3B	HR	RBI	BB	IBB	SO	SB	CS	OBP	SLG	OPS	SF	SAC	HBP	DP	E*
* Aldridge, Cory	.304	6	23	3	7	1	0	2	4	2	0	7	0	1	.360	.609	.969	0	0	0	0	0
* Amarista, Alexi	.483	7	29	6	14	3	2	0	5	0	0	2	2	0	.500	.724	1.224	0	0	1	1	0
* Auer, Tyson	.273	3	11	3	3	1	1	0	2	1	0	1	0	1	.333	.545	.879	0	0	0	0	1
Bailey, Dwayne	.000	1	1	0	0	0	0	0	0	0	0	0	0	0	.000	.000	.000	0	0	0	0	0
* Bourjos, Peter	.458	11	48	18	22	4	2	5	12	2	0	5	4	0	.490	.938	1.428	0	1	1	0	0
* Brooks, Beau	.200	1	5	2	1	0	0	0	1	0	0	1	0	0	.200	.200	.400	0	0	0	0	0
Budde, Ryan	.296	8	27	3	8	2	0	0	5	3	0	8	0	0	.344	.370	.714	2	0	0	0	0
# Colmenares, Carlos	.167	3	12	0	2	0	0	0	2	1	0	3	0	0	.231	.167	.397	0	0	0	0	1
* Conger, Hank	.243	11	37	5	9	1	1	0	0	8	1	2	0	1	.378	.324	.702	0	0	0	1	1
Evans, Terry	.291	12	55	9	16	4	1	3	11	0	0	15	3	2	.291	.564	.855	0	0	0	2	0
# Figueroa, Luis	.436	9	39	5	17	2	0	1	9	1	0	2	0	0	.439	.564	1.003	1	1	0	1	1
Frandsen, Kevin	.333	3	12	2	4	1	0	0	2	1	0	4	0	0	.429	.417	.845	0	0	1	0	0
Gomeault, Nick	.273	8	22	6	6	2	2	0	7	3	0	7	1	0	.360	.545	.905	0	0	0	0	0
Mathis, Jeff	.188	4	16	2	3	0	0	1	2	1	0	4	0	0	.235	.375	.610	0	0	0	1	0
* McCauley, Paul	.200	12	50	6	10	2	0	3	9	4	0	6	0	0	.259	.420	.679	0	0	0	0	2
Meyer, Drew	.200	5	20	5	4	1	1	0	3	3	0	6	0	0	.304	.350	.654	0	0	0	0	0
Nieves, Abel	.143	3	7	1	1	0	0	0	0	1	0	3	0	0	.250	.143	.393	0	0	0	0	1
Patchett, Gary	.200	3	10	1	2	0	0	0	0	0	1	0	0	0	.200	.300	.500	0	0	0	0	0
* Perez, Darwin	.182	3	11	0	2	0	0	0	2	1	0	3	0	0	.368	.471	.839	0	0	1	0	0
* Ryan, Michael	.162	9	37	3	6	1	0	0	4	0	0	6	0	0	.225	.189	.414	0	0	0	0	0
* Sutton, Nate	.406	11	32	9	13	2	0	1	5	0	0	7	2	0	.486	.469	.955	0	0	0	1	2
Taborno, Mark	.397	15	63	15	25	6	0	6	16	5	1	11	0	0	.441	.778	1.219	0	0	0	2	0
Wood, Brandon	.235	4	17	1	4	0	0	0	0	0	0	5	0	0	.235	.235	.471	0	0	0	0	1
<b>TEAM TOTAL</b>	<b>.307</b>	<b>16</b>	<b>584</b>	<b>105</b>	<b>179</b>	<b>34</b>	<b>11</b>	<b>21</b>	<b>97</b>	<b>45</b>	<b>2</b>	<b>108</b>	<b>12</b>	<b>5</b>	<b>.358</b>	<b>510</b>	<b>.869</b>	<b>3</b>	<b>2</b>	<b>4</b>	<b>10</b>	<b>13</b>

PITCHERS	W-L	ERA	G	GS	CG	SHO	SV	IP	VO	H	R	ER	HR	BB	HB	BBB	SO	BK	WP	GO/AD	GI	DP	WHIP	AVG	AB	TBF	SF	GF	HL
Albano, Marco	0-0	13.50	1	0	0	0	0	2.0	4	3	3	0	0	1	0	1	0	0	0.25	0	2.50	400	10	11	0	0	0	0	
Bailey, Dwayne	0-0	27.00	1	0	0	0	0	1.0	2	3	3	0	0	2	0	1	0	0	1.00	0	4.00	400	5	7	0	1	0	0	
* Browning, Barrett	1-0	4.76	4	0	0	0	0	11.1	18	6	6	0	0	2	0	7	0	1	0.79	3	1.76	383	47	50	1	0	0	0	
Bulger, Jason	0-0	0.00	1	0	0	0	0	1.0	0	0	0	0	0	2	0	1	0	0	2.00	1	2.00	000	2	4	0	0	0	0	
Carmona, Ysmael	0-1	10.80	2	0	0	0	1	1.2	3	2	2	0	0	3	0	3	0	1	2.00	0	3.60	429	7	11	0	2	0	0	
Casaveah, Bobby	0-0	2.45	6	0	0	0	0	7.1	7	3	2	1	0	4	0	4	0	0	5.00	2	1.50	250	28	32	0	2	2	0	
* Davidson, Daniel	1-0	4.26	1	1	0	0	0	6.1	8	3	3	1	0	1	0	6	0	0	1.00	0	1.42	296	27	28	0	0	0	0	
DeHoyos, Gabe	1-0	4.09	5	0	0	0	0	11.0	8	5	5	1	1	5	0	12	0	1	0.62	1	1.18	200	46	46	0	0	0	1	
Diaz, Arnaldo	0-1	12.86	4	2	0	0	0	7.0	11	10	10	0	0	6	0	5	0	0	2.00	1	2.43	367	30	36	0	0	0	0	
Houston, Ryan	0-0	6.23	2	0	0	0	0	4.1	6	3	3	0	0	1	0	3	0	0	0.67	0	1.62	316	19	20	0	1	0	0	
Junge, Eric	1-0	4.38	2	2	0	0	0	12.1	14	6	6	2	0	1	0	13	0	1	0.85	0	1.22	275	51	52	0	0	0	0	
Kiely, Tim	2-0	9.00	2	2	0	0	0	11.0	18	13	11	1	1	3	0	4	0	1	1.23	1	1.91	367	49	55	1	0	0	0	
Kohn, Michael	0-1	4.15	5	0	0	0	2	3	4	1	4	3	2	1	0	6	0	0	0.29	0	2.31	235	17	24	0	5	0	0	
Mosebach, Bobby	0-0	9.00	2	0	0	0	0	2.0	2	3	3	2	0	0	1	0	0	0	2.00	1	1.50	250	8	9	0	2	0	0	
O'Sullivan, Sean	0-0	7.50	1	1	0	0	0	6.0	9	6	5	1	0	2	0	5	0	0	1.00	0	1.83	333	27	29	0	0	0	0	
Palmer, Matt	0-1	4.50	2	1	0	0	0	8.0	7	4	4	2	0	5	1	6	0	2	1.13	1	1.50	241	29	34	0	0	0	0	
* Reckling, Trevor	0-1	13.50	1	0	0	0	0	4.2	10	8	7	1	1	2	2	1	0	0	2.00	1	2.57	455	22	26	0	0	0	0	
Rodriguez, Fernando	1-2	3.55	3	3	0	0	0	12.2	18	11	11	1	0	3	0	7	0	0	0.76	1	1.66	333	54	59	1	0	0	0	
Rodriguez, Rafael	0-0	1.89	4	0	0	0	1	5.1	5	1	1	0	0	0	0	4	0	0	1.49	0	0.84	239	21	21	0	3	0	0	
Shoenberger, Matt	0-1	16.20	1	0	0	0	0	11	6	6	6	0	0	0	0	3	0	0	0.83	1	1.76	375	19	20	0	1	0	0	
* Smith, Will	0-1	6.35	1	0	0	0	0	5.2	9	4	4	0	0	1	0	4	0	0	0.63	1	0.76	375	24	26	1	0	0	0	
Stokes, Brian	0-0	9.00	2	0	0	0	0	3.0	6	3	3	0	0	0	0	1	0	1	1.00	0	2.00	462	13	15	2	0	0	0	
Thompson, Rich	0-0	2.70	2	0	0	0	0	3.1	2	1	1	0	0	0	0	5	0	1	0.25	0	1.80	182	11	16	1	0	0	0	
Vogelsgon, Ryan	0-0	6.75	1	0	0	0	0	0.1	9	4	4	0	0	3	0	5	0	0	2.33	0	2.25	391	23	27	0	0	0	0	
TEAM TOTAL	7-9	6.30	16	16	0	0	3	5	140	0	191	98	12	5	59	1	105	0	9	1.06	15	1.29	328	583	678	7	16	5	5



## Fresno Grizzlies

1800 Tulare Street  
Fresno, California 93721

Telephone: (559) 320-4487  
Fax: (559) 264-0795

WEBSITE: [www.fresnogrizzlies.com](http://www.fresnogrizzlies.com)  
E-MAIL ADDRESS: [info@fresnogrizzlies.com](mailto:info@fresnogrizzlies.com)  
OWNER: Fresno Baseball Club, LLC  
PCL MEMBER SINCE: 1998 (also 1906)



STEVE DECKER



CHUKCHANSI PARK

EXECUTIVE VICE PRESIDENT:  
DIRECTOR OF MEDIA RELATIONS:

Brian Glover  
Noah Frank • [nfrank@fresnogrizzlies.com](mailto:nfrank@fresnogrizzlies.com)

## Baseball Operations

MAJOR LEAGUE AFFILIATION: (since)

San Francisco Giants (1998)

FIELD MANAGER:

Steve Decker

PITCHING COACH:

Pat Rice

HITTING COACH:

Russ Morman

TRAINER:

Anthony Reyes

STRENGTH COACH:

Carl Kochan

HOME CLUBHOUSE MANAGER:

Daniel Rose

VISITING CLUBHOUSE MANAGER:

Travis Hodges

## Stadium Information

BALLPARK:

Chukchansi Park (12,500 opened in 2002)

PLAYING SURFACE:

Natural Grass

DIMENSIONS:

LF-324', CF-400', RF-335'

P.A. ANNOUNCER:

Harry Kargenian

OFFICIAL SCORER:

Darrell Copeland

RADIO:

KIZN 105.5 FM

ANNOUNCER:

Doug Greenwald

HEAD GROUNDSKEEPER:

David Jacinto

## Fresno vs. Salt Lake

PLAYERS	AVG	G	AB	R	H	2B	3B	HR	RBI	BB	IBB	SO	SB	CS	OBP	SLG	OPS	SF	SAC	HBP	DP	E*
Belt, Brandon	.467	4	15	4	7	2	0	2	8	5	0	3	1	0	.600	1.000	1.600	0	0	0	0	1
Berroa, Angel	.276	7	29	0	8	3	0	0	3	0	0	3	0	0	.300	.379	.679	0	0	1	1	3
Bond, Brock	.256	9	39	4	10	4	0	0	2	8	0	8	1	0	.383	.359	.742	0	0	0	1	3
Borchard, Joe	.220	15	59	10	13	5	0	1	7	5	0	19	0	0	.292	.356	.648	0	0	0	1	2
Bowker, John	.438	4	16	4	7	2	0	2	3	3	0	2	0	0	.526	.938	1.464	0	0	0	0	0
Boyer, Brad		1	0	0	0	0	0	0	0	0	0	0	0	0	1.000			0	0	1	0	0
Burrell, Pat	.429	2	7	3	3	1	0	1	4	2	0	2	0	0	.600	1.000	1.600	0	0	1	0	0
Burriss, Emmanuel	.156	7	32	5	5	0	0	0	0	4	0	2	0	1	.250	.156	.406	0	0	0	1	2
Copeland, Ben	.319	15	47	5	15	3	0	1	7	5	1	9	6	0	.385	.447	.831	1	1	0	0	1
Downs, Matt	.217	7	23	6	5	1	0	0	5	7	0	2	2	0	.357	.618	0.975	0	0	0	0	0
Graham, Tyler	.367	16	60	7	22	4	0	0	10	4	0	8	7	4	.400	.433	.833	1	3	0	2	1
Guzman, Jesus	.397	16	68	8	27	7	0	1	9	8	0	12	0	1	.461	.544	1.005	0	0	0	1	2
Holm, Steve	.300	7	20	6	6	2	1	1	2	3	1	3	0	0	.391	.650	1.041	0	0	0	0	0
Lormand, Ryan	.000	4	8	0	0	0	0	0	0	0	0	2	0	0	.000	.000	.000	0	1	0	0	0
Monell, Johnny	.125	2	8	0	1	0	1	0	1	0	0	3	0	0	.125	.375	.500	0	0	0	1	0
Pill, Brett	.327	15	55	10	18	7	0	2	6	3	0	5	1	1	.362	.564	.926	0	0	0	1	1
Possey, Buster	.412	5	17	5	7	1	0	2	6	3	0	3	0	1	.476	.824	1.300	1	0	0	1	0
Rohlinger, Ryan	.290	8	31	5	9	1	0	1	7	1	0	9	0	0	.343	.419	.762	1	0	2	0	0
Rojas, Nestor	.143	3	7	0	1	0	0	0	0	0	0	0	0	0	.143	.143	.286	0	0	0	1	0
Velez, Eugenio	.276	7	29	5	8	0	0	0	1	3	0	4	5	0	.344	.310	.654	0	0	0	3	2
Williams, Jackson	.176	6	17	0	3	0	0	0	0	0	0	1	0	0	.364	.176	.540	0	0	2	0	1
TEAM TOTAL	.298	16	587	87	175	44	2	14	82	65	2	108	25	8	.374	.451	.826	3	5	8	15	21

PITCHERS	W-L	ERA	G	GS	CG	SHO	SV	SVO	IP	H	R	ER	HR	HB	BB	SO	SB	BK	WP	GO/AO	DP	WHIP	AVG	AB	TBF	SF	GF	E	LD
Bautista, Denny	0-1	3.86	2	0	0	0	0	0	2.1	1	1	1	0	0	2	1	1	0	0	1.50	0	1.29	.100	10	12	0	0	0	1
Bumgarner, Madison	1-0	1.42	2	2	0	0	0	0	12.2	7	2	2	0	0	1	5	0	7	0	0.82	3	0.95	.163	43	49	0	0	0	0
Casilla, Santiago	0-0	0.00	1	0	0	0	0	0	1.0	2	0	0	0	0	0	0	0	2	0	0.00	0	2.00	.400	5	5	0	0	0	1
Edlerson, Steve	0-1	2.61	7	0	0	0	2	3	10.1	9	5	3	1	0	5	0	11	0	0	4.00	2	1.35	.243	37	44	1	2	0	0
Espinell, Geno	0-2	8.22	4	0	0	0	0	1	7.2	16	8	7	1	0	3	1	2	0	0	1.57	0	2.48	.457	35	41	0	3	0	0
Hacker, Eric	1-2	7.58	4	4	0	0	0	0	19.0	22	18	16	3	1	13	0	19	1	0	0.89	0	1.84	.275	80	95	0	0	0	0
Hinshaw, Alex	0-0	5.68	5	0	0	0	0	0	6.1	13	5	4	1	0	4	0	10	0	0	1.67	0	2.68	.419	31	35	0	0	0	2
Joaquin, Valdis	0-0	9.82	4	1	0	0	0	0	7.1	15	8	4	1	0	8	0	0	0	0	0.68	0	2.32	.441	34	39	2	1	1	0
Maday, Daryl	0-1	8.31	1	0	0	0	0	0	4.1	9	4	4	2	0	4	0	0	0	0	5.00	0	3.00	.429	21	25	0	0	0	0
Martinez, Joe	1-0	2.92	2	2	0	0	0	0	12.1	13	7	4	1	0	4	0	13	0	1	2.29	2	1.38	.260	60	54	0	0	0	0
Matos, Osiris	0-2	13.50	4	0	0	0	0	0	5.1	7	8	8	1	1	4	1	8	0	0	1.00	0	2.06	.333	21	28	2	2	0	0
Medders, Brandon	0-0	3.00	3	0	0	0	0	0	3.0	3	1	1	1	0	0	3	0	2	0	0.75	0	1.33	.125	8	13	1	2	1	0
Nestor, Scott	0-1	9.00	1	0	0	0	0	0	2.0	2	2	2	0	0	2	0	2	0	0	1.00	0	2.00	.250	8	10	0	1	0	0
Paterson, Joe	0-0	0.00	5	0	0	0	0	0	1.4	1	0	0	0	0	3	0	4	0	1	1.25	0	0.92	.077	13	17	1	0	1	0
Pena, Tony	0-0	15.00	3	0	0	0	0	0	1.3	8	6	5	0	1	2	0	2	0	0	2.00	0	3.33	.500	16	19	0	1	0	0
Pucetas, Kevin	0-0	6.00	1	1	0	0	0	0	6.0	8	4	4	1	0	1	0	4	0	0	0.83	0	1.50	.333	24	25	0	0	0	0
Sosa, Henry	1-0	2.12	5	1	0	0	0	0	17.0	16	5	4	1	1	5	0	11	0	1	0.58	1	1.24	.258	62	70	1	1	0	0
Wellemeyer, Todd	0-0	0.00	1	1	0	0	0	0	5.0	1	0	0	0	0	3	0	4	0	0	2.33	1	0.80	.071	14	17	0	0	0	0
Whitaker, Craig	0-0	3.00	1	0	0	0	0	0	3.0	3	1	1	0	1	0	0	0	0	0	1.00	0	1.00	.273	11	12	0	0	0	0
Willis, Dontrelle	0-0	0.00	1	0	0	0	0	0	1.0	0	0	0	0	0	0	0	0	0	0	0.00	0	1.00	.000	3	4	0	0	0	0
Younkin, Matt	2-0	2.81	4	3	0	0	0	0	16.0	12	5	5	1	0	4	0	16	1	0	0.50	0	1.00	.203	59	63	0	1	0	0
TEAM TOTAL	6-10	4.77	16	16	0	2	2	2	149.0	166	90	79	14	6	70	4	128	2	6	1.11	9	1.58	.284	585	677	8	16	6	0

## Salt Lake vs. Fresno

* PLAYERS	AVG	G	AB	R	H	2B	3B	HR	RBI	BB	IBB	SO	SB	CS	OBP	SLG	OPS	SF	SAC	HBP	DP	E*
* Aldridge, Cory	.385	13	52	11	20	6	0	3	10	7	1	15	0	0	.458	.673	1.131	0	0	0	0	0
* Amarista, Alexi	.333	4	18	4	6	2	0	0	3	1	0	0	2	1	.350	.444	.794	1	1	0	0	0
* Auer, Tyson	.333	3	12	1	4	0	0	0	0	1	0	3	1	0	.385	.333	.718	0	0	0	0	0
* Bourjos, Peter	.415	12	53	9	22	2	0	2	5	4	1	12	1	2	.458	.566	1.024	1	0	1	0	0
* Brooks, Beau	.000	1	2	0	0	0	0	0	0	1	0	0	0	0	.333	.000	.333	0	0	0	1	1
* Budde, Ryan	.211	6	19	4	4	1	0	0	3	6	0	8	0	0	.400	.263	.663	0	2	0	0	3
# Colmenares, Carlos	.375	2	8	1	3	1	0	0	1	0	0	0	0	0	.375	.500	.875	0	0	0	0	0
* Conner, Hank	.314	10	35	6	11	0	0	1	6	8	0	3	0	0	.432	.400	.832	1	0	0	0	2
* Evans, Terry	.385	16	65	15	25	7	1	0	11	6	0	18	3	1	.431	.523	.954	1	0	0	1	2
# Figuerola, Luis	.226	7	31	1	7	0	1	0	1	6	3	1	2	1	.286	.290	.576	1	0	0	0	0
* Frandsen, Kevin	.316	5	19	4	6	4	0	0	2	0	0	2	1	0	.435	.526	.961	0	1	4	0	1
* Gorneault, Nick	.105	12	38	3	4	2	1	0	4	5	0	12	2	1	.208	.210	.420	0	0	0	0	0
* McAnulty, Paul	.400	6	20	6	8	0	0	0	2	1	0	0	0	0	.556	.590	1.106	0	0	0	0	0
* Meyer, Drew	.200	4	15	2	3	1	0	0	2	1	0	4	0	0	.250	.267	.517	0	0	0	0	0
* Nieves, Abel	.667	1	3	0	2	0	0	0	0	0	0	0	0	0	.667	.667	1.333	0	0	0	0	0
* Patchett, Gary	.200	7	25	2	5	0	0	0	4	0	0	7	0	0	.214	.200	.414	2	1	1	0	1
* Quinlan, Robb	.417	4	12	0	5	0	0	0	2	4	0	2	0	0	.563	.417	.979	0	0	0	2	1
* Ryan, Michael	.111	5	18	0	2	0	0	0	0	0	3	3	0	0	.111	.111	.222	0	0	0	0	0
# Statia, Haynley	.067	15	55	1	1	0	0	0	0	2	17	0	0	0	.126	.067	.243	1	0	0	0	0
* Sutton, Nate	.188	13	45	7	9	0	0	2	2	1	0	24	2	0	.245	.245	.493	0	0	0	4	3
* Trumbo, Mark	.235	16	68	13	16	0	0	7	17	6	0	15	0	1	.293	.544	.837	1	0	0	0	2
* Walker, Brian	.667	1	3	0	2	0	0	0	2	0	0	0	0	0	.667	.667	1.333	0	0	0	0	0
* Wood, Brandon	.200	1	5	1	1	0	0	0	0	0	0	1	0	0	.200	.200	.400	0	0	0	0	0
TEAM TOTAL	.284	16	585	90	166	27	4	14	86	70	4	128	10	9	.362	.415	.777	8	8	6	9	19



# Pacific Coast League

## Iowa Cubs



One Line Drive  
Des Moines, Iowa 50309

Telephone: (515) 243-6111  
Fax: (515) 243-5152

WEBSITE: [www.iowacubs.com](http://www.iowacubs.com)  
E-MAIL ADDRESS: [info@iowacubs.com](mailto:info@iowacubs.com)  
OWNER: Raccoon Baseball, Inc.  
PCL MEMBER SINCE: 1969



BILL DANCY



PRINCIPAL PARK

CHAIRMAN/ PRINCIPAL OWNER:  
PRESIDENT/ GENERAL MANAGER:  
MEDIA RELATIONS DIRECTOR:

Michael Gartner  
Sam Bernabe  
Randy Wehofer • [randyw@iowacubs.com](mailto:randyw@iowacubs.com)

## Baseball Operations

MAJOR LEAGUE AFFILIATION: (since)  
FIELD MANAGER:  
PITCHING COACH:  
HITTING COACH:  
TRAINER:  
HOME CLUBHOUSE MANAGER:  
VISITING CLUBHOUSE MANAGER:

Chicago Cubs (1981)  
Bill Dancy  
Mike Mason  
Von Joshua  
Matt Johnson  
Cleo Welch  
Bob Houtchens

## Stadium Information

BALLPARK:  
PLAYING SURFACE:  
DIMENSIONS:  
P.A. ANNOUNCERS:  
OFFICIAL SCORERS:  
RADIO:  
ANNOUNCER:  
HEAD GROUNDSKEEPER:

Principal Park (11,500 opened in 1992)  
Natural Grass  
LF-335', CF-400', RF-335'  
Mark Pierce, Geoff Conn, Corey Coon  
Dirk Brinkmeyer, Brian Gibson, Mike Mahon  
AM 940 KPSZ  
Deene Ehlis, Randy Wehofer  
Chris Schlosser

# Pacific Coast League

## Iowa vs. Salt Lake

PLAYERS	AVG	G	AB	R	H	2B	3B	HR	RBI	BB	IBB	SO	SB	CS	OBP	SLG	OPS	SF	SAC	HBP	DP	E*
* Adduci, James	.100	4	10	2	1	0	0	0	0	1	0	2	1	0	.182	.100	.282	0	1	0	0	0
Barney, Darwin	.077	3	13	1	1	0	0	0	0	1	0	3	0	0	.143	.077	.220	0	0	0	0	1
* Camp, Matt	.231	4	13	1	3	0	1	0	2	3	0	2	0	1	.375	.385	.760	0	0	0	0	0
Dubois, Jason	.111	3	9	0	1	0	0	0	0	1	0	3	0	0	.273	.111	.384	0	0	1	0	1
* Fuld, Sam	.278	4	18	1	5	0	0	0	0	2	0	3	1	0	.350	.278	.628	0	0	0	0	0
* Hoffpauir, Micah	.000	3	11	1	0	0	0	0	1	1	0	4	0	0	.083	.000	.083	0	0	0	2	1
* Johnson, Mark	.000	1	1	0	0	0	0	0	0	0	0	1	0	0	.000	.000	.000	0	0	0	0	0
* LaHair, Bryan	.375	2	8	2	3	3	0	0	3	0	0	1	0	0	.375	.750	1.125	0	0	0	0	0
Robinson, Chris	.357	4	14	0	5	0	0	0	3	1	0	2	0	0	.400	.357	.757	0	0	0	0	0
# Scales, Bobby	.250	4	12	1	3	1	0	0	2	3	1	1	0	0	.400	.333	.733	0	0	0	0	0
* Snyder, Brad	.417	4	12	5	5	1	0	1	2	4	0	3	1	0	.563	.750	1.313	0	0	0	0	0
* Tracy, Chad	.333	3	12	2	4	0	0	1	1	1	0	2	0	0	.385	.583	.968	0	0	0	1	0
<b>TEAM TOTAL</b>	<b>.233</b>	<b>4</b>	<b>133</b>	<b>16</b>	<b>31</b>	<b>5</b>	<b>1</b>	<b>2</b>	<b>14</b>	<b>18</b>	<b>1</b>	<b>27</b>	<b>3</b>	<b>1</b>	<b>.329</b>	<b>.331</b>	<b>.660</b>	<b>0</b>	<b>1</b>	<b>1</b>	<b>3</b>	<b>4</b>

PITCHERS	W-L	ERA	G	GS	CG	SHO	SV	SVO	IP	H	R	ER	HR	HB	BB	IBB	SO	BK	WP	GO/AO	DP	WHIP	AVG	AB	TBF	SF	GF	HLD
Atkins, Mitch	0-1	7.20	1	1	0	0	0	0	5.0	7	6	4	1	0	3	0	2	0	0	1.17	0	2.00	.304	23	26	0	0	0
Berg, Justin	0-1	8.10	2	0	0	0	0	0	3.1	4	3	3	0	1	1	0	2	0	0	3.00	1	1.50	.333	12	15	0	0	0
Cashner, Andrew	0-0	0.00	1	0	0	0	0	0	1.0	3	1	0	0	0	0	0	2	0	0	1.00	0	3.00	.429	7	7	0	0	0
Coleman, Casey	1-0	3.00	1	1	0	0	0	0	6.0	5	2	2	2	0	0	0	4	0	0	1.80	0	0.83	.217	23	23	0	0	0
Diamond, Thomas	0-1	1.50	1	1	0	0	0	0	6.0	5	1	1	1	0	2	0	8	0	0	1.25	1	1.17	.238	21	23	0	0	0
* Gaub, John	0-0	9.00	2	0	0	0	0	0	2.0	2	2	2	0	0	2	0	2	0	1	0.00	0	2.00	.250	8	10	0	1	0
Jackson, Jay	0-0	2.57	2	1	0	0	0	0	7.0	7	2	2	0	1	2	0	7	0	0	1.00	2	1.29	.292	24	29	0	1	0
Parker, Blake	0-0	10.80	2	0	0	0	0	0	1.2	4	2	2	0	0	1	1	2	0	0	3.00	0	3.00	.444	9	10	0	1	0
Samardzija, Jeff	0-0	3.00	1	0	0	0	0	0	3.0	2	1	1	0	0	2	0	2	0	1	2.50	2	1.33	.200	10	12	0	0	0
Schlitter, Brian	0-0	0.00	1	0	0	0	0	0	1.0	1	0	0	0	0	0	0	2	0	0	1.00	0	1.00	.250	4	4	0	1	0
<b>TEAM TOTAL</b>	<b>1-3</b>	<b>4.25</b>	<b>4</b>	<b>4</b>	<b>0</b>	<b>0</b>	<b>0</b>	<b>0</b>	<b>36.0</b>	<b>40</b>	<b>20</b>	<b>17</b>	<b>4</b>	<b>2</b>	<b>13</b>	<b>1</b>	<b>33</b>	<b>0</b>	<b>2</b>	<b>1.47</b>	<b>6</b>	<b>1.47</b>	<b>.284</b>	<b>141</b>	<b>159</b>	<b>0</b>	<b>4</b>	<b>0</b>

## Salt Lake vs. Iowa

PLAYERS	AVG	G	AB	R	H	2B	3B	HR	RBI	BB	IBB	SO	SB	CS	OBP	SLG	OPS	SF	SAC	HBP	DP	E*
* Aldridge, Cory	.357	4	14	5	5	0	0	2	2	4	1	3	0	0	.500	.786	1.286	0	0	0	1	0
Bourjos, Peter	.188	4	16	2	3	0	1	0	2	1	0	2	2	0	.278	.313	.590	0	0	1	0	0
Budde, Ryan	.125	2	8	1	1	0	0	0	1	0	0	3	0	0	.222	.125	.347	0	0	1	0	0
# Conger, Hank	.636	3	11	3	7	4	0	0	3	3	0	1	0	0	.714	1.000	1.714	0	0	0	0	0
Evans, Terry	.077	4	13	1	1	1	0	0	1	0	0	3	0	0	.077	.154	.231	0	0	0	0	0
Gorneault, Nick	.000	2	8	1	0	0	0	0	0	1	0	2	0	0	.111	.000	.111	0	0	0	0	0
Patchett, Gary	.273	3	11	0	3	0	0	0	0	0	0	5	0	0	.273	.273	.545	0	1	0	1	1
Quinlan, Robb	.231	3	13	1	3	0	0	0	1	0	0	3	0	0	.231	.231	.462	0	1	0	3	0
* Statia, Hainley	.643	4	14	2	9	1	0	0	5	2	0	1	1	0	.688	.714	1.402	0	0	0	0	1
* Sutton, Nate	.267	4	15	0	4	0	0	0	1	2	0	4	1	0	.353	.267	.620	0	1	0	1	1
Trumbo, Mark	.222	4	18	4	4	0	1	2	2	0	0	6	0	0	.222	.667	.889	0	0	0	0	0
<b>TEAM TOTAL</b>	<b>.284</b>	<b>4</b>	<b>141</b>	<b>20</b>	<b>40</b>	<b>6</b>	<b>2</b>	<b>4</b>	<b>18</b>	<b>13</b>	<b>1</b>	<b>33</b>	<b>4</b>	<b>0</b>	<b>.353</b>	<b>.440</b>	<b>.792</b>	<b>0</b>	<b>3</b>	<b>2</b>	<b>6</b>	<b>4</b>

PITCHERS	W-L	ERA	G	GS	CG	SHO	SV	SVO	IP	H	R	ER	HR	HB	BB	IBB	SO	BK	WP	GO/AO	DP	WHIP	AVG	AB	TBF	SF	GF	HLD
Albano, Marco	0-1	23.62	1	1	0	0	0	0	2.2	4	7	7	0	0	4	0	2	0	0	0.50	0	3.00	.333	12	16	0	0	0
Cassevah, Bobby	0-0	0.00	1	0	0	0	1	1	1.0	1	0	0	0	0	0	0	0	0	0	2.00	0	1.00	.250	4	4	0	1	0
* Davidson, Daniel	1-0	0.00	1	1	0	0	0	0	6.0	3	0	0	0	0	2	0	6	0	0	0.50	0	0.83	.143	21	23	0	0	0
DeHoyos, Gabe	0-0	0.00	1	0	0	0	0	0	3.0	2	0	0	0	0	0	0	0	0	0	0.60	0	0.67	.200	10	10	0	0	1
Diaz, Amalio	0-0	3.86	1	0	0	0	0	0	2.1	3	1	1	0	0	2	0	1	0	0	0.67	0	2.14	.300	10	12	0	0	0
Kohn, Michael	0-0	0.00	1	0	0	0	1	1	1.0	1	0	0	0	0	0	0	0	0	0	2.00	0	1.00	.333	3	4	0	1	0
O'Sullivan, Sean	1-0	3.00	1	1	0	0	0	0	6.0	4	3	2	0	0	4	0	2	0	1	1.67	2	1.33	.200	20	24	0	0	0
* Reckling, Trevor	1-0	3.60	1	1	0	0	0	0	5.0	6	3	2	1	1	2	0	5	0	0	0.43	0	1.60	.261	23	26	0	0	0
Rodriguez, Fernando	0-0	0.00	1	0	0	0	0	0	2.0	1	0	0	0	0	0	0	4	0	0	0.00	0	0.50	.143	7	7	0	0	0
Rodriguez, Rafael	0-0	0.00	2	0	0	0	0	0	2.0	1	0	0	0	0	0	0	3	0	0	2.00	0	0.50	.143	7	7	0	2	0
Stokes, Brian	0-0	4.50	2	0	0	0	0	0	4.0	5	2	2	1	0	4	1	4	0	0	1.00	1	2.25	.313	16	20	0	0	2
<b>TEAM TOTAL</b>	<b>3-1</b>	<b>3.60</b>	<b>4</b>	<b>4</b>	<b>0</b>	<b>1</b>	<b>2</b>	<b>2</b>	<b>35.0</b>	<b>31</b>	<b>16</b>	<b>14</b>	<b>2</b>	<b>1</b>	<b>18</b>	<b>1</b>	<b>27</b>	<b>0</b>	<b>1</b>	<b>0.81</b>	<b>3</b>	<b>1.40</b>	<b>.233</b>	<b>133</b>	<b>153</b>	<b>0</b>	<b>4</b>	<b>3</b>



# Pacific Coast League



## Las Vegas 51s

850 Las Vegas Blvd., North  
Las Vegas Nevada 89101

Telephone: (702) 386-7200  
Fax: (702) 386-7214

WEBSITE: [www.lv51.com](http://www.lv51.com)  
E-MAIL ADDRESS: [info@lv51.com](mailto:info@lv51.com)  
OWNER: Stevens Baseball Group, LLC  
PCL MEMBER SINCE: 1983



MARTY BROWN



CASHMAN FIELD

GENERAL MANAGER:  
DIRECTOR OF MEDIA RELATIONS:

## Baseball Operations

MAJOR LEAGUE AFFILIATION: (since)

FIELD MANAGER:

PITCHING COACH:

HITTING COACH:

TRAINER:

STRENGTH COACH:

CLUBHOUSE MANAGER:

Chuck Johnson  
Jim Gemma • [jgemma@lv51.com](mailto:jgemma@lv51.com)

Toronto Blue Jays (2009)

Marty Brown

Tom Signore

Chad Mottola

Voon Chong

Rob Helmick

Steve Dwyer

## Stadium Information

BALLPARK: Cashman Field (9,334 opened in 1983)

PLAYING SURFACE: Natural Grass

DIMENSIONS: LF-328', CF-433', RF-328'

P.A. ANNOUNCER: Dan Bickmore

OFFICIAL SCORERS: Mark Wasik, Gary Arlitz

RADIO: Fox Sports Radio AM 920

ANNOUNCER: Russ Langer

HEAD GROUNDSKEEPER: Andy Salazar

# Pacific Coast League

## Las Vegas vs. Salt Lake

PLAYERS	AVG	G	AB	R	H	2B	3B	HR	RBI	BB	IBB	SO	SB	CS	OBP	SLG	OPS	SF	SAC	HBP	DP	F*
Aguila, Chris	.143	6	21	4	3	1	0	0	0	2	0	4	1	0	.250	.190	.440	0	0	1	0	0
Arencibia, J.P.	.370	12	46	8	17	2	0	5	11	3	0	14	0	0	.408	.739	1.147	0	0	0	2	1
* Calderone, Adam	.310	8	29	2	9	3	1	0	2	2	1	8	1	0	.375	.483	.858	0	0	1	0	0
Chavez, Raul	.176	5	17	2	3	1	0	0	2	0	0	1	0	0	.176	.235	.412	0	0	0	1	0
Colonel, Christian	.286	5	14	0	4	0	0	0	2	2	0	3	0	0	.375	.286	.661	0	0	0	0	2
Diaz, Jonathan	.333	4	12	2	4	0	0	0	2	0	0	4	0	0	.333	.333	.667	0	3	0	0	0
Dopirak, Brian	.283	14	53	6	15	3	0	3	10	2	0	5	0	0	.309	.509	.819	0	0	0	0	2
Emaus, Brad	.333	7	18	7	6	3	1	1	4	4	0	3	0	0	.455	.778	1.232	0	0	0	1	2
# Figueroa, Luis	.216	9	37	4	8	1	1	0	1	1	0	0	0	0	.237	.297	.534	0	0	0	3	2
Hoffpauir, Jarrett	.358	13	53	6	19	1	1	3	13	3	0	3	1	1	.393	.585	.978	0	0	0	0	1
* Lubanski, Chris	.304	8	23	5	7	1	0	2	4	3	0	7	2	0	.385	.609	.993	0	0	0	0	0
Mathews, Aaron	.200	6	15	2	3	0	0	0	1	3	0	3	0	0	.368	.200	.568	0	0	1	0	0
Mayerson, Manny	.286	4	14	3	4	1	0	0	2	0	0	1	2	0	.286	.357	.643	0	0	0	0	1
McCoy, Mike	.375	3	8	5	3	1	0	0	0	4	0	1	2	0	.583	.500	1.083	0	1	0	0	1
Merchan, Jesus	.333	8	27	1	9	0	0	0	4	2	0	1	0	0	.379	.333	.713	0	0	0	0	2
Padilla, Jorge	.326	11	43	3	14	4	0	0	7	3	0	7	1	2	.362	.419	.780	1	0	0	2	2
Quintana, Al	.000	1	3	0	0	0	0	0	0	0	0	1	0	0	.000	.000	.000	0	0	0	0	0
* Reed, Jeremy	.296	8	27	3	8	1	0	0	0	2	0	4	0	1	.345	.333	.678	0	0	0	3	1
* Wallace, Brett	.203	16	59	13	12	0	0	0	8	0	0	13	0	0	.288	.390	.678	0	0	0	0	0
TEAM TOTAL	.285	16	519	76	148	23	5	17	73	43	1	83	10	4	.343	.447	.790	1	4	3	13	18

PITCHERS	W-L	ERA	G	GS	CG	SHO	SV	SVO	IP	H	R	ER	HR	HB	BB	IBB	SO	BK	WP	GO/AO	GI							
																					DP	WHIP	AVG	AB	TBF	SF	GF	HL
Accardo, Jeremy	0-0	3.86	5	0	0	0	5	5	4.2	7	3	2	0	0	0	0	2	0	0	1.75	1	1.50	.350	20	20	0	5	0
Broadway, Lance	0-0	4.35	4	4	0	0	0	0	20.2	29	11	10	1	0	10	0	10	0	0	1.58	3	1.89	.345	84	96	0	0	0
Buzachero, Bubbie	1-0	18.00	2	0	0	0	0	0	2.0	6	4	4	0	0	1	0	1	0	0	1.50	0	3.50	.500	12	13	0	0	0
* Carlson, Jesse	1-0	2.35	7	0	0	0	0	0	7.2	6	2	2	1	1	0	0	7	0	0	1.00	1	0.78	.214	28	29	0	4	2
* Cecil, Brett	1-0	3.60	1	1	0	0	0	0	5.0	6	2	2	0	0	0	0	8	0	0	0.40	0	1.20	.286	21	21	0	0	0
Gonzalez, Reidier	1-2	8.59	3	3	0	0	0	0	14.2	26	18	14	3	1	4	0	10	0	1	1.27	1	2.05	.382	68	75	1	0	0
* Henn, Sean	1-1	4.05	6	1	0	0	1	1	13.1	11	6	6	0	0	11	0	10	0	1	3.67	3	1.65	.239	46	58	0	1	1
* Jackson, Zach	1-0	2.79	3	1	0	0	0	0	9.2	10	3	3	1	0	7	0	4	0	0	1.78	1	1.76	.263	38	45	0	1	0
* Lewis, Rommie	0-2	7.94	5	2	0	0	2	3	11.1	16	11	10	2	0	3	0	12	0	2	2.33	2	1.68	.348	46	50	1	3	0
* Mills, Brad	0-0	0.00	1	1	0	0	0	0	6.0	2	0	0	0	0	1	0	0	0	0.60	0	0.33	.100	20	21	0	0	0	
* Perez, Luis	2-0	2.45	2	2	0	0	0	0	11.0	10	3	3	0	1	8	0	6	0	1	2.13	2	1.64	.256	39	50	1	0	0
* Purcey, David	0-0	0.00	3	0	0	0	0	0	3.0	1	1	0	0	0	3	0	3	0	0	0.67	0	1.33	.125	8	13	1	0	2
Ray, Robert	0-1	11.57	1	1	0	0	0	0	4.2	9	6	6	1	1	3	0	2	0	1.00	1	2.57	.429	21	26	1	0	1	
Register, Steven	0-1	3.86	5	0	0	0	0	1	7.0	4	6	3	0	0	3	0	4	0	0	0.55	1	1.00	.154	26	30	1	1	1
Roenicke, Josh	1-0	5.40	5	0	0	0	0	1	6.2	9	4	4	1	0	3	1	5	0	1	1.33	0	1.80	.310	29	32	0	0	2
Valdez, Merkin	0-0	1.69	2	0	0	0	0	0	5.1	3	1	1	0	0	3	0	3	0	1	5.00	1	1.13	.176	17	20	0	1	1
TEAM TOTAL	9-7	4.68	16	16	0	2	8	11	132.2	155	81	69	10	5	59	1	96	0	7	1.50	17	1.61	.296	523	599	6	16	9

## Salt Lake vs. Las Vegas

PLAYERS	AVG	G	AB	R	H	2B	3B	HR	RBI	BB	IBB	SO	SB	CS	OBP	SLG	OPS	SF	SAC	HBP	DP	F*
Aldridge, Cory	.324	9	37	8	12	2	1	2	7	2	0	10	0	0	.359	.595	.954	0	0	0	0	0
Bourjos, Peter	.313	16	64	14	20	1	2	1	8	6	0	13	6	0	.375	.438	.813	1	1	1	1	1
* Brooks, Beau	.333	1	3	2	1	1	0	0	0	0	0	1	0	0	.333	.667	1.000	0	0	0	0	0
Budde, Ryan	.111	6	18	3	2	0	0	0	0	1	0	3	0	0	.158	.111	.269	0	0	0	0	0
# Colmenares, Carlos	.500	1	4	1	2	0	0	0	0	0	0	0	0	0	.500	.500	1.000	0	0	0	0	0
* Conger, Hank	.317	11	41	5	13	1	0	0	1	5	0	6	0	0	.391	.341	.733	0	0	0	1	1
* Coon, Brad	.500	2	8	1	4	0	1	0	2	0	0	0	1	0	.444	.750	1.194	1	1	0	0	0
Evans, Terry	.395	11	38	5	15	3	0	0	3	3	0	6	5	1	.439	.474	.913	0	1	0	0	0
# Figueroa, Luis	.389	4	18	1	7	3	0	0	4	0	0	1	0	0	.389	.556	.944	0	0	0	1	1
Gorneault, Nick	.250	12	36	3	9	1	0	1	4	3	0	7	0	0	.308	.361	.669	0	2	0	2	0
* Mathis, Jeff	.333	3	9	3	3	1	1	0	3	2	0	2	0	0	.455	.667	1.121	0	0	0	0	0
* McNulty, Paul	.500	3	10	0	5	1	0	0	2	0	0	1	0	1	.500	.600	1.100	0	0	0	0	0
* Meyer, Drew	.313	4	16	2	5	1	0	1	2	1	0	4	0	0	.353	.563	.915	0	0	0	1	0
Nieves, Abel	.000	2	4	0	0	0	0	0	0	2	0	2	0	0	.429	.000	.429	0	0	1	0	1
Patchett, Gary	.152	11	33	2	5	0	0	1	5	5	0	9	0	0	.275	.242	.517	1	1	1	0	1
Quinlan, Robb	.143	4	14	2	2	0	0	0	1	2	0	4	0	0	.250	.143	.393	0	0	0	2	1
* Ryan, Michael	.524	6	21	3	11	7	0	0	2	1	0	3	1	0	.522	.857	1.379	1	0	0	1	0
# Sandoval, Freddy	.069	8	29	1	2	0	0	0	2	5	0	7	0	0	.229	.069	.298	0	0	1	0	0
* Statia, Hainley	.167	4	12	1	2	0	0	0	1	3	0	2	0	0	.333	.167	.500	0	0	0	1	0
* Sutton, Nate	.340	14	47	10	16	5	2	0	8	8	0	6	3	0	.439	.532	.971	1	0	1	3	0
Trumbo, Mark	.328	16	58	14	19	4	1	4	14	9	1	8	1	0	.412	.638	1.050	1	0	0	4	0
Wood, Brandon	.000	1	3	0	0	0	0	0	0	1	0	1	0	0	.250	.000	.250	0	0	0	0	0
TEAM TOTAL	.296	16	523	81	155	31	8	10	69	59	1	96	17	2	.369	.444	.813	6	6	5	17	7



# Pacific Coast League

## Memphis Redbirds



175 Toyota Plaza, Suite 300  
Memphis, Tennessee 38103

Telephone: (901) 721-6050  
Fax: (901) 527-1642

**WEBSITE:** www.memphisredbirds.com  
**E-MAIL ADDRESS:** info@memphisredbirds.com  
**OWNER:** Memphis Redbirds Baseball Foundation  
**PCL MEMBER SINCE:** 1998



CHRIS MALONEY



AUTOZONE PARK

**GENERAL MANAGER:**

Ben Weiss

**MEDIA RELATIONS MANAGER:**

Jordan Johnson • jordan.johnson@memphisredbirds.com

## Baseball Operations

**MAJOR LEAGUE AFFILIATION:** (since)

St. Louis Cardinals (1998)

**FIELD MANAGER:**

Chris Maloney

**PITCHING COACH:**

Blaise Iisley

**HITTING COACH:**

Mark Budaska

**TRAINER:**

Chris Conroy

**HOME CLUBHOUSE MANAGER:**

Nelson Padro

**VISITING CLUBHOUSE MANAGER:**

Ruben Allende

## Stadium Information

**BALLPARK:**

AutoZone Park (14,384 opened in 2000)

**PLAYING SURFACE:**

Natural Grass

**DIMENSIONS:**

LF-319', CF-400', RF-322'

**OFFICIAL SCORER:**

J.J. Guinozzo

**RADIO:**

WHBQ 560 AM

**ANNOUNCER:**

Steve Selby

**HEAD GROUNDSKEEPER:**

Andrew Strong

# Pacific Coast League

## Memphis vs. Salt Lake

PLAYERS	AVG	G	AB	R	H	2B	3B	HR	RBI	BB	IBB	SO	SB	CS	OBP	SLG	OPS	SF	SAC	HBP	DP	E*
Cazana, Amaury	.429	4	14	4	6	1	0	1	6	4	0	2	0	0	.556	.714	1.270	0	0	0	1	1
* Chambers, Adron	.000	1	2	0	0	0	0	0	1	0	0	1	0	0	.000	.000	.000	1	0	0	0	0
* Descalso, Daniel	.333	4	15	5	5	0	0	0	2	2	0	2	0	0	.389	.333	.722	1	0	0	0	2
# Gotay, Ruben	.538	4	13	4	7	3	0	1	4	4	1	2	0	0	.647	1.000	1.647	0	0	0	0	1
Greene, Tyler	.385	3	13	5	5	2	0	0	1	1	0	1	1	0	.429	.538	.967	0	1	0	1	1
* Hamilton, Mark	.375	2	8	2	3	0	0	2	3	1	0	2	0	0	.444	1.125	1.569	0	0	0	0	1
Hill, Steven	.000	2	6	0	0	0	0	0	0	2	0	2	0	0	.333	.000	.333	0	0	1	0	0
* Howard, Kevin	.294	4	17	2	5	1	0	0	2	0	0	3	0	0	.294	.353	.647	0	0	0	0	0
Mather, Joe	.333	4	18	4	6	3	0	1	6	0	0	4	0	0	.333	.667	1.000	0	0	0	0	0
Pagnozzi, Matt	.222	3	9	1	2	1	0	0	1	2	0	5	0	0	.364	.333	.697	0	1	0	0	0
* Rapoport, James	.235	4	17	2	4	3	0	0	2	2	0	2	0	0	.316	.412	.728	0	0	0	0	0
Solano, Donovan	.250	1	4	0	1	0	0	0	0	0	0	0	0	0	.250	.250	.500	0	0	0	0	1
<b>TEAM TOTAL</b>	<b>.324</b>	<b>4</b>	<b>136</b>	<b>29</b>	<b>44</b>	<b>14</b>	<b>0</b>	<b>5</b>	<b>28</b>	<b>18</b>	<b>1</b>	<b>26</b>	<b>1</b>	<b>0</b>	<b>.401</b>	<b>.537</b>	<b>.938</b>	<b>2</b>	<b>2</b>	<b>1</b>	<b>2</b>	<b>7</b>

GI																												
PITCHERS	W-L	ERA	G	GS	CG	SHO	SV	SVO	IP	H	R	ER	HR	HB	BB	IBB	SO	BK	WP	GO/AO	DP	WHIP	AVG	AB	TBF	SF	GF	HLD
Dickson, Brandon	0-0	0.00	1	1	0	0	0	0	6.0	4	1	0	0	1	1	0	4	0	0	3.67	2	0.83	2.00	20	22	0	0	0
Fick, Chuckie	0-0	0.00	1	0	0	0	0	0	1.0	0	0	0	0	0	1	0	0	0	0	3.00	1	1.00	.000	2	3	0	1	0
Kinney, Josh	0-0	0.00	2	0	0	0	1	1	2.0	1	0	0	0	0	0	0	1	0	0	1.50	1	0.50	.200	5	6	1	1	0
* Kulik, Ryan	0-1	6.00	1	0	0	0	0	0	3.0	6	6	2	0	2	2	0	1	0	1	2.00	1	2.67	.462	13	17	0	0	0
Lynn, Lance	1-0	2.57	1	1	0	0	0	0	7.0	5	2	2	2	0	1	0	6	0	0	4.00	2	0.86	.200	25	26	0	0	0
* MacLane, Evan	0-0	3.60	1	1	0	0	0	0	5.0	5	2	2	1	0	0	0	3	0	0	1.00	1	1.00	.263	19	19	0	0	0
* Pinto, Renyel	0-0	9.00	1	0	0	0	0	0	1.0	1	1	1	0	1	1	0	1	0	0	2.00	1	2.00	.333	3	5	0	0	0
* Robertson, Nate	0-0	0.00	1	0	0	0	0	0	1.0	1	0	0	0	0	0	0	1	0	0	2.00	0	1.00	.333	3	4	0	0	0
* Rundles, Rich	1-0	0.00	1	0	0	0	0	0	0.1	1	0	0	0	0	1	0	0	0	0	0	0	6.00	1.000	1	2	0	1	0
Salas, Fernando	0-0	81.00	1	0	0	0	0	0	0.2	4	6	6	0	0	2	0	1	0	0	0.00	0	9.00	.667	6	8	0	0	0
Samuel, Francisco	0-0	0.00	1	0	0	0	0	0	1.0	1	0	0	0	0	0	0	0	0	0	2.00	1	1.00	.333	3	3	0	1	0
Sanchez, Eduardo	0-0	0.00	1	0	0	0	0	0	1.0	1	1	0	0	0	1	0	1	0	0	1.00	0	2.00	.200	5	6	0	0	0
Walters, P.J.	1-0	2.57	1	1	0	0	0	0	7.0	5	2	2	0	0	2	0	7	0	1	0.63	0	1.00	.192	26	29	0	0	0
TEAM TOTAL	3-1	3.75	4	4	0	0	1	1	36.0	35	21	15	3	4	12	0	26	0	2	1.89	10	1.31	.267	131	150	1	4	0

## Salt Lake vs. Memphis

PLAYERS	AVG	G	AB	R	H	2B	3B	HR	RBI	BB	IBB	SO	SB	CS	OBP	SLG	OPS	SF	SAC	HBP	DP	E*
Auer, Tyson	.000	2	7	1	0	0	0	0	0	1	0	3	0	0	.222	.000	.222	0	0	1	1	0
Bailey, Dwayne	.000	2	3	0	0	0	0	0	0	0	0	1	0	0	.000	.000	.000	0	1	0	0	0
Budde, Ryan	.500	1	2	1	1	1	0	0	0	2	0	0	0	0	.750	1.000	1.750	0	0	0	0	0
Campos, Jesus	.200	2	5	0	1	1	0	0	0	1	0	3	0	0	.333	.400	.733	0	0	0	0	0
# Conger, Hank	.273	3	11	2	3	1	0	1	3	0	0	1	0	0	.273	.636	.909	0	1	0	1	0
Evans, Terry	.385	4	13	1	5	1	0	4	4	1	0	4	0	1	.429	.462	.890	0	0	0	0	0
# Figueroa, Luis	.444	4	18	2	8	0	0	0	4	0	0	1	0	0	.444	.444	.889	0	0	0	3	2
Frandsen, Kevin	.250	1	4	2	1	0	0	0	0	0	0	1	0	0	.400	.250	.650	0	0	1	1	0
Gormeault, Nick	.111	4	9	4	1	0	0	0	0	3	0	2	0	0	.385	.111	.496	0	0	1	0	0
* McNulty, Paul	.500	4	14	3	7	2	0	1	2	1	0	0	0	0	.500	.857	1.357	1	0	0	1	0
* Ryan, Michael	.188	4	16	1	3	0	0	0	0	1	0	1	0	0	.235	.188	.423	0	0	0	2	0
* Sutton, Nate	.167	4	12	2	2	0	0	0	0	2	0	1	0	0	.333	.167	.500	0	0	1	1	1
Trumbo, Mark	.176	4	17	2	3	0	0	1	4	0	0	8	0	0	.176	.353	.529	0	0	0	0	0
<b>TEAM TOTAL</b>	<b>.267</b>	<b>4</b>	<b>131</b>	<b>21</b>	<b>35</b>	<b>6</b>	<b>0</b>	<b>3</b>	<b>17</b>	<b>12</b>	<b>0</b>	<b>26</b>	<b>0</b>	<b>1</b>	<b>.345</b>	<b>.382</b>	<b>.726</b>	<b>1</b>	<b>2</b>	<b>4</b>	<b>10</b>	<b>4</b>

GI																												
PITCHERS	W-L	ERA	G	GS	CG	SHO	SV	SVO	IP	H	R	ER	HR	HB	BB	IBB	SO	BK	WP	GO/AO	DP	WHIP	AVG	AB	TBF	SF	FG	HLD
* Browning, Barret	0-0	0.00	2	0	0	0	0	0	3.0	1	0	0	0	0	3	0	2	0	0	2.00	0	1.33	.111	9	12	0	1	0
Bulger, Jason	0-0	0.00	2	0	0	0	0	0	2.0	1	0	0	0	0	2	0	2	0	0	1.00	1	1.50	.167	6	8	0	0	0
Cassevah, Bobby	0-0	21.60	1	0	0	0	0	0	1.2	4	4	4	1	0	1	0	2	0	0	3.00	0	3.00	.444	9	10	0	0	0
DeHoyos, Gabe	0-0	0.00	1	0	0	0	0	0	1.2	1	0	0	0	0	0	0	3	0	0	1.00	0	0.60	.167	6	6	0	0	0
Houston, Ryan	0-0	18.00	2	0	0	0	0	0	2.0	5	4	4	0	0	2	0	1	0	0	0.25	0	3.50	.455	11	13	0	0	0
Junge, Eric	1-0	1.29	1	1	0	0	0	0	7.0	4	2	1	0	0	1	0	3	0	0	1.83	0	0.71	.190	21	25	2	0	0
Mosebach, Bobby	0-1	81.00	1	0	0	0	0	0	1	0.1	3	3	2	0	0	0	0	0	0	1.00	0	9.00	.750	4	4	1	0	0
Palmer, Matt	0-1	12.46	1	1	0	0	0	0	4.1	5	7	6	2	1	3	0	4	0	0	7.00	0	1.85	.294	17	22	0	0	0
Rodriguez, Fernando	0-1	16.20	1	1	0	0	0	0	3.1	8	6	6	0	0	2	0	3	0	0	0.40	0	3.00	.444	18	20	0	0	0
Stokes, Brian	0-0	13.50	1	0	0	0	0	0	0.2	2	1	0	0	0	0	0	0	0	0	1.00	0	3.00	.400	5	5	0	0	0
Vogelsong, Ryan	0-0	1.69	1	1	0	0	0	0	5.1	7	1	1	0	0	4	1	4	0	1	0.83	1	2.06	.333	21	25	0	0	0
Walden, Jordan	0-0	0.00	2	0	0	0	0	0	2.0	3	0	0	0	0	0	0	2	0	0	0.00	0	1.50	.333	9	9	0	2	0
TEAM TOTAL	1-3	7.02	4	4	0	0	0	1	33.1	44	29	26	5	1	18	1	26	0	1	1.19	2	1.86	.324	136	159	2	4	4



# Pacific Coast League



## Nashville Sounds

534 Chestnut Street  
Nashville, Tennessee 37203

Telephone: (615) 242-4371  
Fax: (615) 690-HITS  
(615) 777-1309 (press box)

**WEBSITE:** www.nashvillesounds.com  
**E-MAIL:** info@nashvillesounds.com  
**OWNERS:** Frank Ward, Steve Posner, Masahiro Honzawa  
**PCL MEMBER SINCE:** 1998



DON MONEY



HERSCHEL GREER STADIUM

**VICE PRESIDENT/GENERAL MANAGER:**  
**DIRECTOR OF COMMUNICATIONS:**

Brad Tammen  
Doug Scopel • doug@nashvillesounds.com

## Baseball Operations

**MAJOR LEAGUE AFFILIATION:** (since)

**FIELD MANAGER:**

**PITCHING COACH:**

**HITTING COACH:**

**TRAINER:**

**STRENGTH COACH:**

**CLUBHOUSE MANAGER:**

**ASSISTANT CLUBHOUSE MANAGER:**

Milwaukee Brewers (2005)

Don Money

Rich Gale

Sandy Guerrero

Dave Yeager

Andrew Emmick

J.R. Rinaldi

Thomas Miller

## Stadium Information

**BALLPARK:**

**PLAYING SURFACE:**

**DIMENSIONS:**

**P.A. ANNOUNCER:**

**OFFICIAL SCORERS:**

**RADIO:**

**ANNOUNCER:**

**HEAD GROUNDSKEEPER:**

Herschel Greer Stadium (10,052 opened in 1978)

Natural Grass

LF-327', CF-400', RF-327'

Eric Berner

Zach Blair, Trevor Garrett, Eric Jones

WGFX 104.5 FM

Stu Paul

Thomas Trotter

# Pacific Coast League

## Nashville vs. Salt Lake

PLAYERS	AVG	G	AB	R	H	2B	3B	HR	RBI	BB	IBB	SO	SB	CS	OBP	SLG	OPS	SF	SAC	HBP	DP	E*
Almonte, Erick	.600	3	15	3	9	3	0	0	1	0	0	1	0	0	.600	.800	1.400	0	0	0	0	0
Cruz, Luis	.118	4	17	0	2	0	0	0	1	0	0	3	0	0	.118	.118	.235	0	0	0	3	2
Farris, Eric	.294	4	17	3	5	0	0	0	0	1	0	2	1	0	.333	.294	.627	0	0	0	0	0
* Gamel, Mat	.375	4	16	3	6	2	0	1	7	3	0	2	0	0	.474	.688	1.161	0	0	0	0	0
Gomez, Carlos	.313	4	16	5	5	0	0	0	2	2	0	4	1	1	.421	.313	.734	0	0	1	0	0
Hopper, Norris	.625	3	8	1	5	1	0	0	0	4	0	1	2	0	.750	.750	1.500	0	0	0	0	0
# Johnson, Ben	.000	1	3	0	0	0	0	0	0	0	0	2	0	0	.000	.000	.000	0	1	0	0	0
Katin, Brendan	.273	3	11	1	3	0	0	1	2	1	0	0	0	0	.333	.545	.879	0	0	0	0	1
* Koshansky, Joe	.167	3	12	0	2	0	0	0	1	2	0	3	0	0	.286	.167	.452	0	0	0	1	1
Maldonado, Martin	.273	3	11	0	3	1	0	0	1	0	0	2	0	0	.273	.364	.636	0	0	0	1	0
# Olmedo, Ray	.286	2	7	0	2	0	0	0	0	1	0	1	0	0	.375	.286	.661	0	0	0	1	0
* Stern, Adam	.125	2	8	1	1	0	0	0	0	1	0	2	0	0	.222	.125	.347	0	0	0	1	0
<b>TEAM TOTAL</b>	<b>.305</b>	<b>4</b>	<b>141</b>	<b>17</b>	<b>43</b>	<b>7</b>	<b>0</b>	<b>2</b>	<b>15</b>	<b>15</b>	<b>0</b>	<b>23</b>	<b>4</b>	<b>1</b>	<b>.376</b>	<b>.397</b>	<b>.773</b>	<b>0</b>	<b>1</b>	<b>1</b>	<b>7</b>	<b>4</b>

PITCHERS	W-L	ERA	G	GS	CG	SHO	SV	SVO	IP	H	R	ER	HR	HB	BB	IBB	SO	BK	WP	GO/AO	DP	WHIP	AVG	AB	TBF	SF	GF	HLD
Dillard, Tim	0-1	7.71	1	1	0	0	0	0	4.2	6	4	4	0	0	3	0	5	0	0	1.25	0	1.93	.300	20	23	0	0	0
Hand, Donovan	0-0	0.00	2	0	0	0	0	0	2.2	3	0	0	0	0	0	0	3	0	0	4.00	0	1.13	.273	11	11	0	1	0
Johnson, David	0-0	0.00	1	0	0	0	0	0	3.0	2	0	0	0	0	2	0	3	0	0	0.33	0	1.33	.250	8	11	0	0	0
Kintzler, Brandon	1-0	0.00	2	0	0	0	0	0	3.2	3	0	0	0	0	1	0	2	0	0	1.67	0	1.09	.231	13	14	0	0	0
* Lofgren, Chuck	0-1	9.00	1	1	0	0	0	0	3.0	5	3	3	2	0	5	0	2	0	2	2.00	1	3.33	.417	12	17	0	0	0
* Naron, Sam	0-1	6.00	1	1	0	0	0	0	6.0	9	4	4	0	0	0	0	2	0	0	1.00	0	1.50	.346	26	28	2	0	0
Smith, Chris	0-0	4.50	2	0	0	0	1	1	2.0	3	2	1	1	0	1	0	2	0	0	1.00	1	2.00	.333	9	10	0	2	0
* Stetter, Mitch	0-0	21.60	2	0	0	0	0	0	1.2	4	4	4	0	0	1	0	2	0	0	2.00	0	3.00	.444	9	10	0	1	0
Villanueva, Carlos	0-0	7.36	2	0	0	0	0	0	3.2	6	3	3	1	0	4	0	3	0	0	0.60	0	2.73	.353	17	21	0	0	0
* Wright, Chase	0-0	7.94	1	1	0	0	0	0	5.2	9	6	5	2	0	2	0	2	1	1	2.50	0	1.94	.360	25	28	0	0	0
<b>TEAM TOTAL</b>	<b>1-3</b>	<b>6.00</b>	<b>4</b>	<b>4</b>	<b>0</b>	<b>0</b>	<b>1</b>	<b>1</b>	<b>36.0</b>	<b>50</b>	<b>26</b>	<b>24</b>	<b>6</b>	<b>0</b>	<b>19</b>	<b>0</b>	<b>26</b>	<b>1</b>	<b>3</b>	<b>1.33</b>	<b>2</b>	<b>1.92</b>	<b>.333</b>	<b>150</b>	<b>173</b>	<b>2</b>	<b>4</b>	<b>0</b>

## Salt Lake vs. Nashville

PLAYERS	AVG	G	AB	R	H	2B	3B	HR	RBI	BB	IBB	SO	SB	CS	OBP	SLG	OPS	SF	SAC	HBP	DP	E*
Bailey, Dwayne	.125	2	8	0	1	0	0	0	2	0	0	3	0	0	.125	.125	.250	0	1	0	1	0
Budde, Ryan	.750	1	4	0	3	0	0	0	0	1	0	0	0	0	.800	.750	1.550	0	0	0	0	1
# Conger, Hank	.375	4	16	1	6	2	0	0	3	3	0	4	0	0	.474	.500	.974	0	0	0	0	0
Evans, Terry	.158	4	19	1	3	0	0	1	1	2	0	2	0	1	.238	.316	.554	0	0	0	0	0
# Figueroa, Luis	.267	4	15	5	4	1	0	0	2	2	0	1	1	0	.333	.333	.667	1	0	0	0	0
Frandsen, Kevin	.333	4	15	3	5	2	0	0	0	1	0	3	0	0	.375	.467	.842	0	0	0	0	1
Gorneault, Nick	.563	4	16	4	9	3	0	3	9	1	0	2	0	0	.556	1.313	1.868	1	0	0	0	1
* McAnulty, Paul	.412	4	17	3	7	2	0	1	4	3	0	2	0	0	.500	.706	1.206	0	0	0	1	0
* Ryan, Michael	.308	3	13	2	4	0	0	0	0	0	0	4	0	0	.308	.308	.615	0	1	0	0	0
* Sutton, Nate	.154	3	13	0	2	0	0	0	0	0	0	2	0	0	.154	.154	.308	0	0	0	0	0
Trumbo, Mark	.429	4	14	7	6	0	0	1	4	6	0	3	0	1	.600	.643	1.243	0	0	0	0	0
<b>TEAM TOTAL</b>	<b>.333</b>	<b>4</b>	<b>150</b>	<b>26</b>	<b>50</b>	<b>10</b>	<b>0</b>	<b>6</b>	<b>25</b>	<b>19</b>	<b>0</b>	<b>26</b>	<b>1</b>	<b>2</b>	<b>.404</b>	<b>.520</b>	<b>.924</b>	<b>2</b>	<b>2</b>	<b>0</b>	<b>2</b>	<b>4</b>

PITCHERS	W-L	ERA	G	GS	CG	SHO	SV	SVO	IP	H	R	ER	HR	HB	BB	IBB	SO	BK	WP	GO/AO	DP	WHIP	AVG	AB	TBF	SF	GF	HLD
* Browning, Barret	0-0	6.75	2	0	0	0	0	0	1.1	3	1	1	0	0	2	0	2	0	1	1.00	0	3.75	.500	6	8	0	1	1
Bulger, Jason	0-0	0.00	1	0	0	0	0	0	1.0	1	0	0	0	0	0	0	0	0	0	0.00	0	1.00	.250	4	4	0	0	1
Cassevah, Bobby	0-0	4.50	2	0	0	0	0	0	2.0	3	2	1	0	0	1	0	1	0	0	4.00	0	2.00	.300	10	11	0	0	0
DeHoyos, Gabe	1-0	0.00	1	0	0	0	0	0	2.0	0	0	0	0	0	0	0	3	0	0	2.00	0	0.00	.000	6	6	0	0	0
Diaz, Amalio	0-0	7.94	1	1	0	0	0	0	5.2	9	5	5	1	1	0	0	2	0	0	2.00	1	1.59	.346	26	27	0	0	0
Houston, Ryan	0-0	0.00	1	0	0	0	0	0	1.0	0	0	0	0	0	1	0	0	0	0	0.50	0	1.00	.000	3	4	0	0	1
Mosebach, Bobby	0-0	3.86	2	0	0	0	2	2	2.1	4	1	1	0	0	0	0	0	0	0	7.00	2	1.71	.444	9	9	0	2	0
Palmer, Matt	1-0	0.00	1	1	0	0	0	0	7.0	3	0	0	0	0	2	0	4	0	0	1.83	2	0.71	.136	22	24	0	0	0
Rodriguez, Fernando	0-0	6.75	1	1	0	0	0	0	4.0	8	3	3	1	0	2	0	4	0	1	1.67	0	2.50	.421	19	22	0	0	0
Stokes, Brian	0-1	0.00	2	0	0	0	0	0	2.0	3	1	0	0	0	1	0	1	0	0	4.00	1	2.00	.375	8	9	0	1	0
Vogelsong, Ryan	1-0	3.00	1	1	0	0	0	0	6.0	6	2	2	0	0	4	0	5	0	0	2.25	1	1.67	.261	23	27	0	0	0
Walden, Jordan	0-0	27.00	1	0	0	0	0	0	0.2	3	2	2	0	0	2	0	1	0	0	1.00	0	7.50	.600	5	7	0	0	0
<b>TEAM TOTAL</b>	<b>3-1</b>	<b>3.86</b>	<b>4</b>	<b>4</b>	<b>0</b>	<b>0</b>	<b>2</b>	<b>3</b>	<b>35.0</b>	<b>43</b>	<b>17</b>	<b>15</b>	<b>2</b>	<b>1</b>	<b>15</b>	<b>0</b>	<b>23</b>	<b>0</b>	<b>2</b>	<b>2.20</b>	<b>7</b>	<b>1.66</b>	<b>.305</b>	<b>141</b>	<b>158</b>	<b>0</b>	<b>4</b>	<b>3</b>



# Pacific Coast League



## New Orleans Zephyrs

6000 Airline Drive  
Metairie, Louisiana 70003

Telephone: (504) 734-5155  
Fax: (504) 734-5118

WEBSITE: [www.zephyrsbaseball.com](http://www.zephyrsbaseball.com)  
E-MAIL ADDRESS: [zephyrs@zephyrsbaseball.com](mailto:zephyrs@zephyrsbaseball.com)  
OWNER: Don Beaver  
PCL MEMBER SINCE: 1998



GREG NORTON



ZEPHYR FIELD

MANAGING GENERAL PARTNER/PRESIDENT: Don Beaver  
GENERAL MANAGER: Mike Schline  
MEDIA RELATIONS DIRECTOR: Dave Sachs • [daves@zephyrsbaseball.com](mailto:daves@zephyrsbaseball.com)

## Baseball Operations

MAJOR LEAGUE AFFILIATION: (since) Florida Marlins (2009)  
FIELD MANAGER: Greg Norton  
PITCHING COACH: Charlie Corbell  
HITTING COACH: Damon Minor  
TRAINER: Steven Miller  
HOME/VISITING CLUBHOUSE DIRECTOR: Brett Herbert

## Stadium Information

BALLPARK: Zephyr Field (10,000 opened in 1997)  
PLAYING SURFACE: Natural Grass  
DIMENSIONS: LF-33', CF-405', RF 332'  
P.A. ANNOUNCER: Doug Moreau  
OFFICIAL SCORER: J.L. Vangilder  
RADIO: WIST 690 AM  
ANNOUNCERS: Tim Grubbs, Ron Swoboda  
HEAD GROUNDSKEEPER: Thomas Marks

# Pacific Coast League

## New Orleans vs. Salt Lake

PLAYERS	AVG	G	AB	R	H	2B	3B	HR	RBI	BB	IBB	SO	SB	CS	OBP	SLG	OPS	SF	SAC	HBP	DP	E*
Barden, Brian	.400	3	15	3	6	2	0	0	1	0	0	4	0	0	.400	.533	.933	0	0	0	0	0
Carroll, Brett	.083	3	12	1	1	0	0	0	1	0	0	1	0	0	.154	.083	.237	0	1	1	0	0
* Cousins, Scott	.588	4	17	4	10	0	0	1	7	0	0	2	1	1	.526	.765	1.291	2	0	0	0	0
Davis, Brad	.222	3	9	1	2	0	0	0	3	1	0	1	0	0	.300	.222	.522	0	1	0	0	1
Dawkins, Gookie	.100	3	10	0	1	0	0	0	1	3	0	5	0	0	.308	.100	.408	0	0	0	0	0
* Lamb, Mike	.421	4	19	7	8	0	0	1	4	2	0	2	0	0	.476	.579	1.055	0	0	0	0	0
Maybin, Cameron	.188	4	16	3	3	0	0	1	2	4	1	6	1	0	.350	.375	.725	0	0	0	1	0
* Petersen, Bryan	.273	3	11	1	3	0	0	0	1	2	1	2	0	0	.357	.273	.630	1	0	0	0	0
Raynor, John	.375	3	8	2	3	0	0	0	4	2	1	1	1	0	.500	.375	.875	0	1	0	0	1
* Richar, Danny	.444	4	18	4	8	2	0	0	1	1	0	3	0	0	.474	.556	1.029	0	1	0	0	0
Saccomanno, Mark	.364	2	11	2	4	0	1	0	1	0	0	3	0	0	.364	.545	.909	0	0	0	2	0
Wilson, Neil	.000	1	4	1	0	0	0	0	1	1	0	2	0	0	.200	.000	.200	0	0	0	0	0
<b>TEAM TOTAL</b>	<b>.327</b>	<b>4</b>	<b>150</b>	<b>29</b>	<b>49</b>	<b>4</b>	<b>1</b>	<b>3</b>	<b>27</b>	<b>16</b>	<b>3</b>	<b>32</b>	<b>3</b>	<b>1</b>	<b>.388</b>	<b>.427</b>	<b>.815</b>	<b>3</b>	<b>4</b>	<b>1</b>	<b>3</b>	<b>2</b>

GI																						
PITCHERS	W-L	ERA	G	GS	CG	SHO	SV	SVO	IP	H	R	ER	HR	HB	BB	IBB	SO	BK	WP	GO/AO	DP	WHIP
* Houser, James	0-0	4.50	1	0	0	0	0	0	2.0	3	1	1	0	0	0	0	2	0	0	1.00	0	1.50
Leroux, Chris	0-0	0.00	1	0	0	0	0	0	2.0	0	0	0	0	0	0	0	1	0	0	0.00	0	0.00
Mastrny, Tom	0-1	16.20	1	1	0	0	0	0	5.0	12	9	9	2	0	1	0	3	0	0	0.71	0	2.60
Mendez, Adalberto	1-0	4.50	1	1	0	0	0	0	6.0	6	3	3	0	0	1	0	7	0	0	0.71	0	1.17
* Meyer, Dan	0-0	3.00	2	0	0	0	1	1	3.0	3	1	1	0	0	1	0	3	0	0	0.50	0	1.33
Peterson, Matt	0-0	0.00	1	0	0	0	0	0	2.0	0	0	0	0	0	0	0	2	0	0	0.33	0	0.00
Sanabia, Alex	1-0	1.13	1	1	0	0	0	0	8.0	5	1	1	0	0	3	0	2	0	0	1.20	0	1.00
Sinkbeil, Brett	0-0	0.00	1	0	0	0	0	0	1.0	0	0	0	0	0	1	0	0	0	0	2.00	0	1.00
Sosa, Jorge	0-0	36.00	1	0	0	0	0	0	1.0	5	4	4	0	0	1	0	0	0	0	2.00	0	6.00
Strickland, Scott	0-1	40.50	1	0	0	0	0	1	0.2	1	3	3	1	0	2	0	0	0	0	0.00	0	4.50
* Whisler, Wes	0-0	5.40	1	1	0	0	0	0	5.0	7	3	3	0	0	4	0	2	0	2	0.63	0	2.20
<b>TEAM TOTAL</b>	<b>2-2</b>	<b>6.31</b>	<b>4</b>	<b>4</b>	<b>0</b>	<b>0</b>	<b>1</b>	<b>2</b>	<b>35.2</b>	<b>42</b>	<b>25</b>	<b>25</b>	<b>3</b>	<b>0</b>	<b>14</b>	<b>0</b>	<b>22</b>	<b>0</b>	<b>2</b>	<b>0.79</b>	<b>0</b>	<b>1.57</b>

## Salt Lake vs. New Orleans

PLAYERS	AVG	G	AB	R	H	2B	3B	HR	RBI	BB	IBB	SO	SB	CS	OBP	SLG	OPS	SF	SAC	HBP	DP	E*
Bailey, Dwayne	1.000	2	1	1	1	0	0	0	0	0	0	0	0	0	1.000	1.000	2.000	0	0	0	0	0
Budde, Ryan	.000	1	4	0	0	0	0	0	0	0	0	1	0	0	.000	.000	.000	0	0	0	0	0
# Conger, Hank	.267	4	15	2	4	1	0	1	2	3	0	1	0	0	.389	.533	.922	0	0	0	0	4
Evans, Terry	.368	4	19	5	7	3	0	0	4	0	0	3	1	0	.368	.526	.895	0	0	0	0	0
# Figueroa, Luis	.375	2	8	2	3	0	0	1	3	2	0	0	0	0	.500	.750	1.250	0	0	0	0	1
Frandsen, Kevin	.333	4	18	1	6	1	0	0	1	1	0	2	1	0	.368	.389	.757	0	0	0	0	1
Gormeault, Nick	.286	4	14	3	4	1	0	0	1	2	0	5	0	0	.375	.357	.732	0	0	0	0	0
* McAnulty, Paul	.278	4	18	2	5	2	0	1	6	1	0	2	0	0	.316	.566	.871	0	0	0	0	0
# Perez, Darwin	.250	2	8	1	2	0	0	0	1	0	0	3	0	0	.250	.250	.500	0	0	0	0	0
* Ryan, Michael	.250	4	16	3	4	1	0	0	4	2	0	3	0	0	.316	.313	.628	1	0	0	0	0
* Sutton, Nate	.125	4	16	1	2	0	0	0	1	0	0	1	0	0	.125	.125	.250	0	0	0	0	2
Trumbo, Mark	.333	3	12	4	4	2	0	0	1	3	0	1	0	0	.467	.500	.967	0	0	0	0	1
<b>TEAM TOTAL</b>	<b>.282</b>	<b>4</b>	<b>149</b>	<b>25</b>	<b>42</b>	<b>11</b>	<b>0</b>	<b>3</b>	<b>24</b>	<b>14</b>	<b>0</b>	<b>22</b>	<b>2</b>	<b>0</b>	<b>.341</b>	<b>.416</b>	<b>.758</b>	<b>1</b>	<b>0</b>	<b>0</b>	<b>0</b>	<b>10</b>

GI																						
PITCHERS	W-L	ERA	G	GS	CG	SHO	SV	SVO	IP	H	R	ER	HR	HB	BB	IBB	SO	BK	WP	GO/AO	DP	WHIP
* Browning, Barret	0-0	0.00	1	0	0	0	0	0	1.0	0	0	0	0	0	0	0	2	0	0	0.00	0	0.00
Bulger, Jason	0-0	6.75	2	0	0	0	0	0	1.1	1	1	1	0	1	3	0	2	0	0	2.00	0	3.00
Cassevah, Bobby	0-0	0.00	1	0	0	0	0	0	0.2	1	0	0	0	0	0	0	1	0	0	0.00	0	1.50
DeHoyos, Gabe	0-0	13.50	1	0	0	0	0	0	2.0	6	4	3	0	0	1	0	2	0	0	0.50	0	3.50
Diaz, Amalio	1-0	3.00	1	1	0	0	0	0	6.0	7	4	2	0	0	3	0	8	0	0	1.00	0	1.67
Houston, Ryan	0-0	9.00	2	0	0	0	0	0	3.0	4	4	3	0	0	3	2	0	0	0	1.25	1	2.33
Junge, Eric	0-1	7.71	1	1	0	0	0	0	7.0	9	6	6	1	0	2	0	5	0	0	0.78	1	1.57
Mosebach, Bobby	1-0	9.00	1	0	0	0	0	0	2.0	2	2	2	0	0	2	1	1	0	0	1.50	1	2.00
Rodriguez, Fernando	0-0	3.00	1	1	0	0	0	0	6.0	10	3	2	1	0	0	0	4	0	0	0.38	0	1.67
Stokes, Brian	0-0	0.00	2	0	0	0	0	0	2.0	1	0	0	0	0	0	0	2	0	0	3.00	0	0.50
Vogelsong, Ryan	0-1	7.20	1	1	0	0	0	0	5.0	8	5	4	1	0	2	0	5	0	0	2.33	0	2.00
Walden, Jordan	0-0	0.00	1	0	0	0	0	0	1.0	0	0	0	0	0	0	0	0	0	0	0.50	0	0.00
<b>TEAM TOTAL</b>	<b>2-2</b>	<b>5.59</b>	<b>4</b>	<b>4</b>	<b>0</b>	<b>0</b>	<b>0</b>	<b>0</b>	<b>37.0</b>	<b>49</b>	<b>29</b>	<b>23</b>	<b>3</b>	<b>1</b>	<b>16</b>	<b>3</b>	<b>32</b>	<b>0</b>	<b>0</b>	<b>0.97</b>	<b>3</b>	<b>1.76</b>





## Oklahoma City RedHawks

2 South Mickey Mantle Drive  
Oklahoma City, Oklahoma 73104

Telephone: (405) 218-1000  
Fax: (405) 218-1001

WEBSITE: www.okcredhawks.com  
E-MAIL ADDRESS: info@okcredhawks.com  
OWNER: Mandalay Baseball Properties  
PCL MEMBER SINCE: 1998 (also 1963-68)



TONY DEFRANCESCO



REDHAWKS BALLPARK

## DIRECTOR OF MEDIA RELATIONS:

J.P. Shadrick • jp.shadrick@okcredhawks.com

## Baseball Operations

MAJOR LEAGUE AFFILIATION: (since)

Houston Astros (2011)

FIELD MANAGER:

Tony DeFrancesco

PITCHING COACH:

Burt Hooton

HITTING COACH:

Keith Bodie

TRAINER:

Mike Freer

## Stadium Information

BALLPARK:

AT&amp;T Bricktown Ballpark (13,066 opened in 1998)

PLAYING SURFACE:

Natural Grass

DIMENSIONS:

LF-325', CF-400', RF-325'

P.A. ANNOUNCER:

Matt Gierat

OFFICIAL SCORERS:

Bob Hersom, Ryan McGhee, Mike Treps

RADIO:

AM 1340 The Game

ANNOUNCER:

J.P. Shadrick, Darren Headrick

HEAD GROUNDSKEEPER:

Monte McCoy

## Oklahoma City vs. Salt Lake

PLAYERS	AVG	G	AB	R	H	2B	3B	HR	RBI	BB	IBB	SO	SB	CS	OBP	SLG	OPS	SF	SAC	HBP	DP	E*
# Boggs, Brandon	.438	4	16	5	7	3	0	1	7	2	0	5	0	0	.500	.813	1.313	0	0	0	0	1
Brown, Matthew	.250	4	16	4	4	1	2	0	1	1	0	1	0	0	.333	.563	.896	0	0	1	0	1
* Davis, Chris	.455	3	11	3	5	1	0	0	2	1	0	6	0	0	.500	.545	1.045	0	0	0	0	1
Garko, Ryan	.133	4	15	2	2	1	0	0	1	3	0	3	0	0	.278	.200	.478	0	0	0	0	0
Gentry, Craig	.250	4	16	2	4	0	0	0	4	2	0	3	1	1	.333	.250	.583	2	0	1	1	0
German, Esteban	.235	4	17	2	4	1	0	0	0	3	0	1	3	1	.350	.294	.644	0	0	0	0	3
* Iribarren, Herman	.375	4	16	3	6	0	0	1	3	1	0	3	0	1	.412	.563	.974	0	0	0	1	0
Petit, Gregorio	.533	4	15	2	8	1	0	0	2	1	0	1	1	1	.588	.600	1.188	0	0	1	0	0
Ramirez, Max	.364	3	11	2	4	0	0	0	3	1	0	4	0	0	.385	.364	.748	1	0	0	0	0
Richardson, Kevin	.000	1	4	0	0	0	0	0	0	0	0	1	0	0	.000	.000	.000	0	0	0	2	0
# Rodriguez, Guilder	.400	2	5	1	2	0	0	0	1	1	0	0	2	0	.500	.400	.900	0	0	0	0	0
TEAM TOTAL	.324	4	142	26	46	8	2	2	24	16	0	28	7	4	.396	.451	.847	3	0	3	4	9

PITCHERS	W-L	ERA	G	GS	CG	SHO	SV	SVO	IP	H	R	ER	HR	HB	BB	IBB	SO	BK	WP	GO/AO	GI									
																					DP	WHIP	AVG	AB	TBF	SF	FG	HLD		
* Ballard, Michael	0-0	0.00	1	0	0	0	0	0	3.0	2	0	0	0	0	1	0	1	0	0	1.00	0	1.00	1.182	11	12	0	0	0		
Beltre, Omar	0-1	6.00	1	1	0	0	0	0	3.0	5	6	2	0	0	3	0	4	0	0	3.00	1	2.67	.333	15	18	0	0	0		
Eppley, Cody	1-0	0.00	1	0	0	0	0	0	1.2	1	0	0	0	0	1	0	2	0	0	0.50	0	1.20	.167	6	7	0	0	0		
Eyre, Willie	0-0	11.57	2	0	0	0	0	0	2.1	5	4	3	0	0	3	0	2	0	0	1.50	1	3.43	.500	10	14	1	0	0		
* Holland, Derek	1-0	0.00	1	1	0	0	0	0	6.0	4	0	0	0	0	2	0	3	0	1	1.14	0	1.00	.182	22	24	0	0	0		
Madrigal, Warner	0-0	0.00	2	0	0	0	0	0	2.1	1	0	0	0	0	0	0	1	0	0	0.20	0	0.43	.125	8	8	0	0	1		
Mathis, Doug	0-0	9.00	1	1	0	0	0	0	3.0	4	3	3	0	1	2	0	1	0	0	1.67	1	2.00	.364	11	15	1	0	0		
Moscoso, Guillermo	0-1	15.43	1	1	0	0	0	0	4.2	10	10	8	1	0	3	0	2	0	0	1.00	1	2.79	.400	25	28	0	0	0		
* Phillips, Zachary	0-0	0.00	1	0	0	0	0	0	2.0	0	0	0	0	0	0	0	0	1	5.00	0	0.00	.000	7	7	0	1	0			
* Rapada, Clay	0-0	0.00	1	0	0	0	0	0	2.0	0	0	0	0	0	1	0	2	0	0	1.00	0	0.50	.000	6	7	0	1	0		
Scheppers, Tanner	0-0	13.50	2	0	0	0	0	0	2.0	4	3	3	0	1	1	0	3	0	1	0.50	0	2.50	.400	10	12	0	0	1		
Strop, Pedro	0-0	0.00	2	0	0	0	1	1	2.0	1	0	0	0	0	0	0	4	0	0	1.00	0	0.50	.143	7	7	0	2	0		
TEAM TOTAL	2-2	5.03	4	4	0	0	1	1	34.0	37	26	19	1	2	17	0	25	0	3	1.11	4	1.59	.268	138	159	2	4	2		

## Salt Lake vs. Oklahoma City

PLAYERS	AVG	G	AB	R	H	2B	3B	HR	RBI	BB	IBB	SO	SB	CS	OBP	SLG	OPS	SF	SAC	HBP	DP	E*
Budde, Ryan	.500	1	4	0	2	1	0	0	0	0	0	1	0	0	.500	.750	1.250	0	0	0	0	0
# Conger, Hank	.471	4	17	5	8	1	0	0	2	0	0	3	0	0	.471	.529	1.000	0	0	0	0	1
Evans, Terry	.294	4	17	0	5	0	0	0	6	1	0	2	1	0	.316	.294	.610	1	0	0	0	0
# Figueroa, Luis	.231	4	13	0	3	0	0	0	2	1	0	0	0	0	.267	.231	.497	1	0	0	1	1
Frandsen, Kevin	.167	4	12	6	2	0	1	0	2	3	0	2	0	0	.412	.333	.745	0	0	2	1	0
Gorneault, Nick	.200	4	10	2	2	0	0	0	3	2	0	3	0	0	.333	.200	.533	0	0	0	0	0
* McNulty, Paul	.333	4	12	4	4	0	0	0	1	2	0	0	0	0	.429	.333	.762	0	0	0	1	0
* Meyer, Drew	.182	3	11	0	2	0	0	0	0	0	0	4	0	0	.182	.182	.364	0	0	0	0	0
* Ryan, Michael	.357	4	14	6	5	2	0	0	2	4	0	1	0	0	.500	.500	1.000	0	0	0	0	0
* Sutton, Nate	.000	3	13	1	0	0	0	0	1	1	0	3	0	0	.071	.000	.071	0	0	0	1	2
Trumbo, Mark	.267	4	15	2	4	0	0	1	3	3	0	6	0	0	.389	.467	.856	0	0	0	0	0
TEAM TOTAL	.268	4	138	26	37	4	1	1	22	17	0	25	1	0	.352	.333	.686	2	0	2	4	4

GI																						
PITCHERS	W-L	ERA	G	GS	CG	SHO	SV	SVO	IP	H	R	ER	HR	HB	BB	IBB	SO	BK	WP	GO/AO	DP	WHIP
* Browning, Barret	0-0	3.60	2	0	0	0	0	0	5.0	5	2	2	0	0	1	0	5	0	1	3.50	0	1.20
Bulger, Jason	0-0	0.00	1	0	0	0	0	0	1.0	0	0	0	0	0	0	0	2	0	0	0.00	0	0.00
Casaveah, Bobby	0-0	0.00	2	0	0	0	0	0	3.0	3	1	0	0	1	2	0	4	0	0	4.00	0	1.67
DeHoyos, Gabe	0-0	16.20	1	0	0	0	0	0	1.2	3	3	3	1	1	2	0	0	0	0	4.00	0	3.00
Diaz, Amalio	0-1	27.00	1	1	0	0	0	0	2.1	9	7	7	1	0	2	0	1	0	0	0.33	0	4.71
Houston, Ryan	0-0	9.00	1	0	0	0	0	0	1.0	2	1	1	0	0	0	0	1	0	0	0.00	0	2.00
Junge, Eric	1-0	9.00	1	1	0	0	0	0	6.0	11	6	6	0	0	2	0	3	0	0	0.86	2	2.17
Mosebach, Bobby	0-0	0.00	2	0	0	1	1	3.0	2	0	0	0	0	1	0	0	1	0	0	7.00	1	0.67
Palmer, Matt	0-1	4.91	1	1	0	0	0	0	3.2	4	2	2	0	0	3	0	2	0	0	0.60	0	1.91
Rodriguez, Fernando	1-0	5.06	1	1	0	0	0	0	5.1	5	3	3	0	0	4	0	7	0	0	0.33	0	1.69
Stokes, Brian	0-0	0.00	1	0	0	0	0	0	1.0	0	0	0	0	0	0	0	2	0	0	1.00	0	0.00
Walden, Jordan	0-0	3.00	2	0	0	0	0	0	3.0	2	1	1	0	0	0	0	0	0	0	0.80	1	0.67
TEAM TOTAL	2-2	6.25	4	4	0	0	1	1	36.0	46	26	25	2	3	16	0	28	0	1	1.18	4	1.72



# Pacific Coast League

## Omaha Storm Chasers



1202 Bert Murphy Avenue  
Omaha, Nebraska 68107

Telephone: (402) 734-2550  
Fax: (402) 734-7166

WEBSITE: [www.oroys.com](http://www.oroys.com)

E-MAIL ADDRESS: [info@oroys.com](mailto:info@oroys.com)

OWNER: Omaha Royals Limited Partnership

PCL MEMBER SINCE: 1998



MIKE JIRSCHLE



WERNER PARK

CEO/PRESIDENT:  
GENERAL MANAGER:  
MEDIA RELATIONS MANAGER:

Alan M. Stein  
Martie Cordaro  
Mike Feigen • [mikef@omahastormchasers.com](mailto:mikef@omahastormchasers.com)

## Baseball Operations

MAJOR LEAGUE AFFILIATION: (since)

FIELD MANAGER: Mike Jirschele

PITCHING COACH: Doug Henry

HITTING COACH: Tommy Gregg

TRAINER: Dave Iannicca

STRENGTH COACH: Nic Lively

HOME CLUBHOUSE MANAGER: Todd Jansen

VISITING CLUBHOUSE MANAGER: Matt Meyer

## Stadium Information

BALLPARK: Werner Park (9,000 opened in 2011)

PLAYING SURFACE: Natural Grass

DIMENSIONS: LF-332', CF-408', RF-332'

P.A. ANNOUNCER: Bill Jensen, Paul Cohen, Craig Evans, Jake Ryan

OFFICIAL SCORER: Frank Adkisson, Ryan White, Steve Pivovar

RADIO: KOIL AM 1180

ANNOUNCERS: Mark Nasser

HEAD GROUNDSKEEPER: Jesse Cuevas

# Pacific Coast League

## Omaha vs. Salt Lake

PLAYERS	AVG	G	AB	R	H	2B	3B	HR	RBI	BB	IBB	SO	SB	CS	OBP	SLG	OPS	SF	SAC	HBP	DP	E*
Bellorin, Edwin	.000	2	5	0	0	0	0	0	0	2	0	1	0	0	.286	.000	.286	0	0	0	1	0
# Betemit, Wilson	.333	3	12	1	4	2	0	0	1	0	0	0	0	0	.308	.500	.808	1	0	0	0	0
Clark, Cody	.400	2	5	2	2	0	0	0	0	2	0	0	0	1	.571	.400	.971	0	0	0	0	0
# Falu, Irving	.167	4	18	2	3	0	0	0	0	0	0	3	0	0	.167	.167	.333	0	0	0	1	0
* Gordon, Alex	.154	4	13	4	2	0	1	1	1	4	0	3	0	0	.353	.538	.891	0	0	0	0	0
* Ka'aihue, Kila	.500	4	12	3	6	1	0	0	3	5	0	4	0	0	.647	.583	1.230	0	0	0	0	0
* Lough, David	.313	4	16	0	5	1	1	0	1	2	0	3	1	0	.389	.500	.889	0	0	0	0	0
Maddox, Marc	.000	3	9	0	0	0	0	0	0	0	0	0	0	0	.000	.000	.000	0	0	0	0	0
Mertins, Kurt	.333	2	6	0	2	0	0	0	2	0	0	3	0	0	.333	.333	.667	0	1	0	0	0
Miller, Jai	.286	2	7	1	2	0	0	1	2	1	0	3	0	0	.375	.714	1.089	0	0	0	0	0
Parras, Jordan	.167	4	12	0	2	1	0	0	2	2	0	1	0	0	.375	.250	.625	0	1	2	0	1
* Thorman, Scott	.125	3	8	0	1	1	0	0	1	0	0	0	0	0	.125	.250	.375	0	0	0	0	0
<b>TEAM TOTAL</b>	<b>.236</b>	<b>4</b>	<b>123</b>	<b>13</b>	<b>29</b>	<b>6</b>	<b>2</b>	<b>2</b>	<b>13</b>	<b>18</b>	<b>0</b>	<b>21</b>	<b>1</b>	<b>1</b>	<b>.340</b>	<b>.366</b>	<b>.706</b>	<b>1</b>	<b>2</b>	<b>2</b>	<b>2</b>	<b>1</b>

GI

PITCHERS	W-L	ERA	G	GS	CG	SHO	SV	SVO	IP	H	R	ER	HR	HB	BB	IBB	SO	BK	WP	GO/AO	DP	WHIP	AVG	AB	TBF	SF	GF	HLD
Campillo, Jorge	0-0	0.00	1	1	0	0	0	0	3.0	0	0	0	0	0	0	0	2	0	0	0.40	0	0.00	.000	9	9	0	0	0
Castaneda, Federico	1-0	1.80	1	0	0	0	0	0	5.0	2	1	1	1	0	0	0	2	0	0	1.40	0	0.40	.125	16	16	0	0	0
Herges, Matt	0-1	12.46	2	0	0	0	0	0	4.1	5	6	6	2	0	2	1	4	0	0	3.50	0	1.62	.278	18	20	0	0	0
Hernandez, Gaby	0-1	19.29	1	1	0	0	0	0	4.2	15	11	10	3	0	0	0	4	0	0	0.29	0	3.21	.536	28	28	0	0	0
Holland, Greg	0-0	0.00	2	0	0	0	1	1	2.0	0	0	0	0	0	1	0	1	0	0	1.50	0	0.50	.000	6	7	0	2	0
Humber, Philip	0-0	4.50	1	1	0	0	0	0	6.0	8	3	3	1	1	1	0	5	0	0	0.86	0	1.50	.320	25	28	0	0	0
Johnson, Blake	0-0	0.00	1	0	0	0	0	0	1.0	0	0	0	0	0	0	0	2	0	0	1.00	0	0.00	.000	3	3	0	0	0
Marte, Victor	0-0	0.00	1	0	0	0	0	0	1.0	0	0	0	0	0	0	0	0	0	0	3.00	0	0.00	.000	3	3	0	0	0
Mendoza, Luis	1-0	1.29	1	1	0	0	0	0	7.0	5	1	1	1	0	1	0	6	0	0	0.50	0	0.86	.192	26	27	0	0	0
Rupe, Josh	0-0	0.00	2	0	0	0	0	0	2.0	0	0	0	0	0	1	0	3	0	0	2.00	0	0.50	.000	6	7	0	2	0
<b>TEAM TOTAL</b>	<b>2-2</b>	<b>5.25</b>	<b>4</b>	<b>4</b>	<b>0</b>	<b>0</b>	<b>1</b>	<b>1</b>	<b>36.0</b>	<b>35</b>	<b>22</b>	<b>21</b>	<b>8</b>	<b>1</b>	<b>6</b>	<b>1</b>	<b>29</b>	<b>0</b>	<b>0</b>	<b>0.97</b>	<b>0</b>	<b>1.14</b>	<b>.250</b>	<b>140</b>	<b>148</b>	<b>0</b>	<b>4</b>	<b>0</b>

## Salt Lake vs. Omaha

PLAYERS	AVG	G	AB	R	H	2B	3B	HR	RBI	BB	IBB	SO	SB	CS	OBP	SLG	OPS	SF	SAC	HBP	DP	E*
* Aldridge, Cory	.077	4	13	2	1	0	0	0	0	1	1	6	0	0	.200	.077	.277	0	0	1	0	1
Bourjos, Peter	.100	3	10	1	1	0	0	1	2	0	0	4	0	0	.100	.400	.500	0	0	0	0	0
Budde, Ryan	.143	2	7	1	1	0	0	1	1	0	0	1	0	0	.143	.571	.714	0	0	0	0	0
# Conger, Hank	.333	3	12	3	4	1	0	0	1	0	0	2	0	0	.333	.417	.750	0	0	0	0	0
Evans, Terry	.278	4	18	3	5	1	0	2	2	1	0	5	0	0	.316	.667	.982	0	0	0	0	0
Gorneault, Nick	.364	3	11	3	4	0	0	2	5	0	0	3	0	0	.364	.909	1.273	0	0	0	0	0
Patchett, Gary	.300	3	10	0	3	0	0	0	1	2	0	2	0	0	.417	.300	.717	0	0	0	0	0
Quinlan, Robb	.188	4	16	2	3	2	0	0	1	1	0	2	0	0	.235	.313	.548	0	0	0	0	0
# Statia, Hainley	.267	4	15	1	4	0	0	0	1	0	0	1	0	0	.267	.267	.533	0	0	0	0	0
* Sutton, Nate	.333	3	12	3	4	1	0	0	0	1	0	0	0	1	.385	.417	.801	0	1	0	0	0
Trumbo, Mark	.313	4	16	3	5	2	0	2	8	0	0	3	0	0	.313	.813	1.125	0	0	0	0	0
<b>TEAM TOTAL</b>	<b>.250</b>	<b>4</b>	<b>140</b>	<b>22</b>	<b>35</b>	<b>7</b>	<b>0</b>	<b>8</b>	<b>22</b>	<b>6</b>	<b>1</b>	<b>29</b>	<b>0</b>	<b>1</b>	<b>.286</b>	<b>.471</b>	<b>.757</b>	<b>0</b>	<b>1</b>	<b>1</b>	<b>0</b>	<b>1</b>

GI

PITCHERS	W-L	ERA	G	GS	CG	SHO	SV	SVO	IP	H	R	ER	HR	HB	BB	IBB	SO	BK	WP	GO/AO	DP	WHIP	AVG	AB	TBF	SF	GF	HLD
Albano, Marco	1-0	4.50	1	1	0	0	0	0	6.0	6	3	3	0	0	6	0	2	0	0	4.00	2	2.00	.286	21	28	1	0	0
Aldridge, Ryan	0-0	0.00	1	0	0	0	1	1	1.0	2	0	0	0	1	0	0	0	0	0	0.00	0	2.00	.500	4	5	0	1	0
DeHoyos, Gabe	0-0	0.00	1	0	0	0	0	0	2.0	1	0	0	0	1	1	0	3	0	0	0.50	0	1.00	.143	7	9	0	0	1
Kohn, Michael	0-0	0.00	1	0	0	0	0	0	1.0	0	0	0	0	0	0	0	1	0	0	1.00	0	0.00	.000	3	3	0	1	0
O'Sullivan, Sean	1-0	3.86	1	1	0	0	0	0	7.0	7	3	3	1	0	1	0	1	1	0	0.90	0	1.14	.259	27	28	0	0	0
* Reckling, Trevor	0-1	7.50	1	1	0	0	0	0	6.0	9	5	5	1	0	5	0	4	0	0	0.27	0	2.33	.333	27	32	0	0	0
Rodriguez, Fernando	0-0	0.00	1	0	0	0	0	0	1.0	1	0	0	0	0	1	0	1	0	0	1.00	0	2.00	.333	3	5	0	0	0
Rodriguez, Francisco	0-0	0.00	2	0	0	0	0	0	2.2	1	0	0	0	0	0	0	3	0	0	1.00	0	0.37	.125	8	8	0	1	0
Rodriguez, Rafael	0-0	0.00	1	0	0	0	0	0	1.0	1	0	0	0	0	0	0	0	0	0	0.00	0	1.00	.250	4	4	0	1	0
* Smith, Will	0-1	2.84	1	1	0	0	0	0	6.1	1	2	2	0	0	4	0	6	0	0	0.86	0	0.79	.053	19	24	0	0	0
<b>TEAM TOTAL</b>	<b>2-2</b>	<b>3.44</b>	<b>4</b>	<b>4</b>	<b>0</b>	<b>0</b>	<b>1</b>	<b>1</b>	<b>34.0</b>	<b>29</b>	<b>13</b>	<b>13</b>	<b>2</b>	<b>2</b>	<b>18</b>	<b>0</b>	<b>21</b>	<b>1</b>	<b>0</b>	<b>0.83</b>	<b>2</b>	<b>1.38</b>	<b>.236</b>	<b>123</b>	<b>146</b>	<b>1</b>	<b>4</b>	<b>1</b>



Pacific Coast League



TERRY KENNEDY

VP/GENERAL MANAGER:  
DIRECTOR OF MEDIA RELATIONS:

Baseball Operations

MAJOR LEAGUE AFFILIATION: (since)  
FIELD MANAGER:  
PITCHING COACH:  
HITTING COACH:  
TRAINER:  
HOME CLUBHOUSE MANAGER:  
VISITING CLUBHOUSE MANAGER:

Tucson Padres (formerly Portland Beavers)

2500 E. Ajo Way  
Tucson, AZ 85713

Telephone: (520) 434-1367  
Fax: (520) 434-1361

WEBSITE: [www.tucsonpadres.com](http://www.tucsonpadres.com)  
E-MAIL ADDRESS: [info@tucsonpadres.com](mailto:info@tucsonpadres.com)  
OWNER: Tucson Triple-A Baseball, LLC  
PCL MEMBER SINCE: 2011  
(also member 1969-2008, 2011-current)



KINO STADIUM

Mike Feder  
Tim Hagerty • [tim@tucsonpadres.com](mailto:tim@tucsonpadres.com)

San Diego Padres (2011)  
Terry Kennedy  
Steve Webber  
Bob Skube  
Wade Yamasaki  
T.J. Laidlaw  
Cory McClelland

Stadium Information

BALLPARK:  
PLAYING SURFACE:  
DIMENSIONS:  
P.A. ANNOUNCER:  
GAMES BROADCAST AT:  
ANNOUNCER:

Kino Stadium  
Field Turf  
LF-340', CF-405', RF-340'  
Jonas Hunter  
[tucsonpadres.com](http://tucsonpadres.com)  
Tim Hagerty

Pacific Coast League

Tucson vs. Salt Lake

PLAYERS	AVG	G	AB	R	H	2B	3B	HR	RBI	BB	IBB	SO	SB	CS	OBP	SLG	OPS	SF	SAC	HBP	DP	F*
Barfield, Josh	.229	10	35	3	8	1	0	0	5	0	0	5	0	0	.250	.257	.507	0	0	1	1	0
* Baxter, Mike	.346	15	52	13	18	3	1	3	9	9	0	9	1	2	.452	.615	1.067	0	0	1	2	0
* Chalk, Brad	.250	2	4	0	1	0	0	0	0	0	0	2	1	0	.250	.250	.500	0	0	0	0	0
Colonel, Christian	.000	2	7	0	0	0	0	0	0	0	0	3	0	0	.000	.000	.000	0	0	0	0	1
* Contreras, Anthony	.333	5	15	3	5	0	0	0	1	1	0	2	0	0	.375	.333	.708	0	0	0	0	0
Cooper, Craig	.432	10	37	6	16	2	0	3	13	1	0	5	0	0	.447	.730	1.177	0	0	0	0	2
Cunningham, Aaron	.161	10	31	2	5	2	0	1	3	6	0	6	1	0	.297	.323	.620	0	0	0	1	0
Denorfia, Chris	.273	3	11	1	3	0	0	0	1	1	0	1	0	0	.333	.273	.606	0	0	0	0	0
# Durango, Luis	.333	13	42	7	14	1	0	0	0	6	0	5	3	3	.417	.357	.774	0	3	0	1	0
Green, Nick	.190	7	21	1	4	1	0	0	1	5	0	5	0	1	.346	.238	.584	0	0	0	2	1
* Hunter, Cedric	.364	8	33	7	12	1	1	1	4	3	0	2	2	0	.417	.545	.962	0	0	0	0	0
Kazmar, Sean	.209	13	43	6	9	2	0	0	0	6	0	8	1	0	.306	.256	.562	0	1	0	2	3
* Munson, Eric	.286	4	14	1	4	0	0	1	3	0	0	5	0	0	.286	.500	.786	0	0	0	0	1
Pena, Willy Mo	.250	6	16	3	4	0	0	0	2	3	0	9	0	0	.368	.250	.618	0	0	0	0	1
* Phillips, Kyle	.290	9	31	0	9	1	0	0	6	0	0	4	0	0	.281	.323	.604	1	0	0	0	0
Ryan, Dusty	.115	8	26	2	3	2	0	0	3	1	0	5	0	0	.172	.192	.365	1	0	1	3	0
Stansberry, Craig	.229	11	35	3	8	1	0	0	1	3	0	8	1	0	.308	.257	.565	0	2	1	1	1
Stewart, Chris	.258	10	31	3	8	2	0	0	5	3	0	7	1	0	.324	.323	.646	0	0	0	1	1
# Zawadzki, Lance	.077	3	13	0	1	0	0	0	1	0	0	3	0	0	.077	.077	.154	0	0	0	1	1
TEAM TOTAL	.266	16	497	61	132	19	2	9	58	48	0	94	11	6	.334	.366	.700	2	6	4	15	11

PITCHERS	W-L	ERA	G	GS	CG	SHO	SV	SVO	IP	H	R	ER	HR	HB	BB	IBB	SO	BK	WP	GO/AO	DP	WHIP	AVG	AB	TBF	SF	GF	HLD
Burke, Greg	0-1	9.00	6	0	0	0	0	0	6.0	5	6	6	3	0	2	1	6	0	0	0.57	0	1.17	.227	22	24	0	3	1
Carrillo, Cesar	0-1	5.56	2	2	0	0	0	0	11.1	10	7	7	1	0	3	0	7	0	0	0.92	1	1.15	.233	43	46	0	0	0
* Culp, Nathan	0-1	15.75	1	1	0	0	0	0	4.0	8	7	7	2	0	0	0	1	0	0	1.20	0	2.00	.400	20	21	1	0	0
DeMark, Mike	0-0	1.35	5	0	0	0	0	0	6.2	1	1	1	0	0	3	0	5	0	0	0.25	0	0.60	.050	20	24	1	0	0
Fieri, Ernesto	0-0	0.00	2	0	0	0	2	2	2.0	0	0	0	0	0	1	0	0	0	0	0.25	0	0.00	.000	6	7	0	2	0
Geer, Josh	1-1	6.61	3	3	0	0	0	0	16.1	28	12	12	3	0	0	0	10	0	1	1.17	3	1.71	.384	73	75	1	0	0
Inman, Will	1-0	3.27	3	2	0	0	0	0	11.0	11	4	4	1	1	4	0	12	0	0	0.58	0	1.36	.262	42	47	0	0	0
Liz, Radhames	1-1	2.57	3	3	0	0	0	0	14.0	9	4	4	0	0	5	0	14	0	0	0.35	1	1.00	.180	50	55	0	0	0
* Lueke, Cory	1-0	9.00	1	0	0	0	0	0	5.0	9	8	5	3	0	1	0	2	0	0	1.20	0	2.00	.391	23	25	1	0	0
* Marona, Allen	0-0	0.00	1	0	0	0	0	0	2.0	2	0	0	0	0	1	0	1	0	0	1.00	0	1.50	.286	7	8	0	0	0
Munter, Scott	0-0	5.06	5	0	0	0	0	0	5.1	7	3	3	0	0	0	0	7	0	1	2.00	1	1.31	.333	21	22	1	1	0
Perdomo, Luis	0-2	5.00	7	0	0	0	0	0	1.90	11	9	5	1	0	5	0	3	0	1	2.29	2	1.78	.297	37	42	0	0	1
* Poreda, Aaron	0-0	6.00	2	0	0	0	0	0	3.0	2	2	2	0	0	2	0	2	0	0	0.75	1	2.00	.222	9	16	0	2	0
* Ramos, Cesar	0-1	3.44	4	3	1	0	0	0	18.1	18	7	7	1	0	8	0	13	0	0	0.95	1	1.42	.265	68	77	0	1	0
Russell, Adam	1-2	5.40	7	0	0	0	2	3	6.2	8	5	4	0	0	2	3	0	0	0	0.56	1	1.65	.296	27	33	0	4	1
Stauffer, Tim	0-0	0.00	1	1	0	0	0	0	2.0	2	0	0	0	0	0	0	0	0	0	1.50	0	1.00	.250	8	8	0	0	0
Webb, Ryan	0-0	0.00	1	0	0	0	0	0	1.0	2	0	0	0	0	0	0	1	0	0	2.00	0	2.00	.400	5	5	0	0	1
Worrell, Mark	0-1	6.23	3	0	0	0	0	0	4.1	5	3	3	1	0	1	0	3	0	0	0.43	0	1.38	.278	18	19	0	2	0
TEAM TOTAL	5-11	4.92	16	16	1	1	4	6	128.0	138	78	70	16	6	40	1	94	0	3	0.79	11	1.39	.277	499	554	5	15	4

Salt Lake vs. Tucson

PLAYERS	AVG	G	AB	R	H	2B	3B	HR	RBI	BB	IBB	SO	SB	CS	OBP	SLG	OPS	SF	SAC	HBP	DP	F*
* Aldridge, Cory	.292	8	24	4	7	2	0	1	10	1	0	9	0	0	.320	.500	.820	0	0	0	0	0
Bourjos, Peter	.226	13	53	10	12	4	0	2	6	3	0	10	1	1	.268	.415	.683	0	1	0	0	3
* Brooks, Beau	.000	1	3	0	0	0	0	0	0	1	0	1	0	0	.250	.000	.250	0	0	0	0	0
Budde, Ryan	.438	6	16	5	7	2	0	0	3	4	0	5	0	1	.524	.563	1.086	1	0	0	0	0
# Conger, Hank	.267	9	30	4	8	2	0	2	5	4	0	6	0	0	.343	.533	.876	1	0	0	0	0
Evans, Terry	.216	15	51	10	11	0	1	2	5	4	0	9	1	0	.268	.373	.640	1	0	0	1	1
# Figueroa, Luis	.233	8	30	2	7	2	0	0	3	1	0	2	0	0	.281	.300	.581	0	1	1	1	0
Frandsen, Kevin	.345	8	29	5	10	1	0	1	4	0	0	3	0	1	.367	.483	.849	0	0	1	1	0
Gorneault, Nick	.235	5	17	2	4	1	0	1	2	0	0	1	1	1	.235	.471	.706	0	0	0	0	0
* Mathis, Jeff	.250	1	4	0	1	0	0	0	0	0	0	2	0	0	.250	.250	.500	0	0	0	0	0
* McNulty, Paul	.162	10	37	4	6	3	0	1	4	2	0	6	0	0	.205	.324	.529	0	0	0	0	0
* Meyer, Drew	.320	8	25	3	8	2	0	0	2	3	0	4	0	0	.393	.400	.793	0	1	0	0	0
Patchett, Gary	.529	6	17	3	9	0	0	0	4	1	0	2	0	0	.619	.529	1.148	0	0	3	0	1
Quinlan, Robb	.250	1	4	0	1	0	0	0	0	0	0	1	0	0	.250	.250	.500	0	0	0	0	0
* Ryan, Michael	.216	11	37	6	8	2	1	1	7	3	0	3	0	0	.268	.406	.674	1	0	0	0	2
# Sandoval, Freddy	.375	3	8	2	3	1	0	0	2	2	1	0	0	0	.500	.500	1.000	0	0	0	0	0
Sutton, Nate	.362	15	47	10	17	5	1	2	6	5	0	7	2	1	.434	.638	1.072	0	1	1	2	0
Trumbo, Mark	.340	15	53	8	18	3	1	3	11	6	0	18	0	0	.400	.604	1.004	1	0	0	0	0
* Walker, Brian	.000	1	3	0	0	0	0	0	0	0	0	0	0	0	.000	.000	.000	0	0	0	0	0
Wood, Brandon	.091	3	11	0	1	0	0	0	0	0	0	5	0	0	.091	.091	.182	0	0	0	1	1
TEAM TOTAL	.277	16	499	78	138	30	4	16	74	40	1	94	5	5	.335	.449	.783	5	4	6	11	6

PITCHERS		G1																										
		W-L	ERA	G	GS	CG	SHO	SV	SVO	IP	H	R	ER	HR	HB	IBB	SO	BK	WP	GO/AO	DP	WHIP	AVG	AB	TBF	SF	GF	HLD
BELL, TREVOR	0-0	3.00	1	1	0	0	0	0	6.0	5	2	2	1	0	1	0	4	0	0	0.56	0	1.00	.208	24	25	0	0	0
* BROWNING, BARRET	0-1	16.62	2	0	0	0	0	0	4.0	11	9	8	1	0	1	0	5	0	1	1.33	0	2.54	.478	23	25	0	1	0
CABRERA, DANIEL	0-1	18.00	1	1	0	0	0	0	2.0	5	4	4	1	0	2	0	3	0	2	1.00	1	3.50	.455	11	13	0	0	0
CASSEVAH, BOBBY	1-1	4.50	3	0	0	0	1	1	4.0	7	2	2	0	0	2	0	2	0	0	9.00	0	2.25	.368	19	21	2	0	0
* DAVIDSON, DANIEL	1-0	1.29	1	1	0	0	0	0	7.0	4	1	1	0	0	0	0	6	0	0	0.75	0	0.57	.167	24	24	0	0	0
DEHOVOS, GABE	0-0	2.16	5	0	0	0	1	1	8.1	4	2	2	1	0	6	0	1	0	2.75	2	1.20	.154	26	33	0	1	3	
DIAZ, JUANJO	1-0	1.00	0	0	0	0	0	0	5.0	0	0	0	0	0	0	0	6	0	0	1.00	0	.078	.140	20	20	0	0	0
LIKE, JEREMY	0-0	0.00	2	0	0	0	0	0	2.0	0	0	0	0	0	0	0	1	0	0	0.25	0	0.00	.0	6	6	0	2	0
HOUSTON RYAN	0-0	2.45	3	0	0	0	1	1	32.3	13	6	1	0	0	2	0	3	0	0	0.33	0	1.36	.214	14	16	0	2	0
JUNGE, ERIC	1-0	4.26	2	2	0	0	0	0	12.2	13	6	6	1	1	6	0	5	0	0	0.68	1	1.50	.260	50	57	0	0	0
KIELY, TIM	0-0	9.64	1	1	0	0	0	0	4.2	9	5	5	0	0	3	0	1	0	3	0.44	1	2.57	.450	20	25	0	0	0
MOSEBACH, BOBBY	1-0	6.75	3	0	0	0	1	2	5.1	8	4	4	1	0	0	0	4	0	0	2.00	1	1.50	.381	21	23	2	0	0
O'SULLIVAN, SEAN	1-0	1.93	2	2	1	0	0	0	14.0	13	4	3	0	0	5	0	8	0	0	1.07	2	1.29	.260	50	56	0	0	0
PALMER, MATT	0-0	0.00	4	1	0	0	2	2	7.0	2	0	0	0	0	1	0	3	0	0	1.57	1	0.43	.091	22	23	0	3	0
* RECKLING, TREVOR	0-1	4.50	1	0	0	0	0	0	6.0	7	3	3	0	0	3	0	0	0	0	0.63	1	1.67	.304	23	26	0	0	0
* RODRIGUEZ, FERNANDO1	0-1	4.82	2	0	0	0	0	0	9.1	8	6	5	3	2	3	0	8	1	0	1.50	1	1.18	.229	35	41	0	0	0
RODRIGUEZ, FRANCISCO1	0-1	13.50	1	0	0	0	0	1	2.0	3	3	3	0	0	1	0	1	0	0	4.00	0	2.00	.333	9	10	0	0	0
RODRIGUEZ, RAFAEL	0-0	0.00	2	0	0	0	2	2	2.2	2	0	0	0	0	1	0	1	0	0	0.75	1	1.13	.222	9	10	0	2	0
* SHENMAKER, MATT	2-0	3.00	2	1	0	0	0	0	12.0	9	4	0	0	0	7	0	6	0	0	1.23	2	1.33	.214	42	48	0	0	0
* SMITH, WILL	1-0	4.26	1	1	0	0	0	0	6.1	8	4	3	0	0	1	0	3	0	0	0.29	1	1.42	.308	26	27	0	0	0
THOMPSON, RICH	0-0	0.00	1	0	0	0	0	0	2.0	0	0	0	0	0	0	0	0	0	0	0.25	0	0.00	.0	6	6	0	0	0
VOGELSON, RYAN	0-1	1.93	2	1	0	0	0	0	4.2	6	1	1	0	0	2	0	0	0	0	0.33	0	1.71	.316	19	21	0	0	0
TEAM TOTAL	11-5	3.92	16	16	1	1	8	10	132.6	132	61	57	9	4	48	0	94	0	7	1.01	15	1.37	.266	497	557	2	15	3



Pacific Coast League

Reno Aces

250 Evans Ave.  
Reno, NV 89501

Telephone: (775) 334-4700  
Fax: (775) 334-4701

WEBSITE: www.renoaces.com  
E-MAIL ADDRESS: info@renoaces.com  
OWNER: SK Baseball  
PCL MEMBER SINCE: 2009



BRETT BUTLER

GENERAL MANAGER: Rick Parr  
VP OF COMMUNICATIONS: TJ Lasita • tlasita@renoaces.com

Baseball Operations

MAJOR LEAGUE AFFILIATION: (since) Arizona Diamondbacks (2009)  
FIELD MANAGER: Brett Butler  
PITCHING COACH: Mike Parrott  
HITTING COACH: Rick Burleson  
TRAINER: James Ready  
STRENGTH COACH: Josh Cuffe  
CLUBHOUSE MANAGER: Michael Young

Stadium Information

BALLPARK: Aces Ballpark (9,100 opened in 2009)  
PLAYING SURFACE: Natural Grass  
DIMENSIONS: LF-339', CF-410', RF-340'  
P.A. ANNOUNCER: Michael Hagerty  
OFFICIAL SCORERS: Chad Hartley, Jack Kuestermeyer  
RADIO: KPLY 630 AM  
ANNOUNCER: Ryan Radtke  
HEAD GROUNDSKEEPER: Eric Blanton



ACES BALLPARK

Pacific Coast League

Reno vs. Salt Lake

PLAYERS	AVG	G	AB	R	H	2B	3B	HR	RBI	BB	IBB	SO	SB	CS	OBP	SLG	OPS	SF	SAC	HBP	DP	F*						
# Abreu, Tony	.417	3	12	4	5	2	0	0	1	1	0	2	1	0	.462	.583	1.045	0	0	0	1	0						
# Allen, Brandon	.220	12	41	7	9	5	1	2	10	9	0	5	0	2	.365	.537	.902	1	0	1	2	0						
Bailey, Jeff	.370	15	54	10	20	5	1	2	12	7	0	11	0	0	.446	.611	1.057	2	0	2	0	1						
Ciriaco, Pedro	.375	8	32	6	12	1	0	1	5	1	0	4	1	1	.394	.500	.894	0	1	0	0	1						
# Corporan, Carlos	.206	10	34	3	7	1	1	1	4	5	0	8	1	0	.317	.382	.699	1	0	1	2	1						
# Coughlin, Sean	.500	3	12	4	6	2	0	1	4	0	0	1	1	0	.500	.917	1.417	0	0	0	0	0						
* Deeds, Doug	.426	13	47	14	20	3	1	3	9	8	1	10	4	0	.500	.723	1.223	1	1	0	0	0						
Easley, Ed	.100	3	10	0	1	0	0	0	1	1	0	6	0	0	.182	.100	.282	0	1	0	0	0						
Gillespie, Cole	.341	11	41	10	14	3	3	0	9	10	1	6	1	2	.471	.561	1.032	0	0	0	1	1						
Groff, Eric	.125	3	8	1	1	0	0	0	0	1	0	5	0	0	.222	.125	.347	0	0	0	0	0						
Hallberg, Mark	.281	12	32	3	9	1	0	0	5	6	0	2	2	0	.390	.313	.703	2	3	1	2	1						
Hester, John	.158	5	19	2	3	2	0	0	0	0	0	5	0	1	.158	.263	.421	0	0	0	0	0						
* Macias, Drew	.300	13	50	8	15	4	1	2	7	5	0	12	1	2	.368	.540	.908	1	0	1	0	0						
# Montero, Miguel	.250	2	8	0	2	0	0	0	1	0	0	0	0	0	.333	.250	.583	0	0	1	1	0						
Rahl, Chris	.143	5	14	1	2	0	0	0	2	1	0	5	0	0	.200	.143	.343	0	0	0	0	0						
Roberts, Ryan	.143	7	28	2	4	2	1	0	2	2	0	8	1	0	.200	.286	.486	0	0	0	1	1						
Rogers, Ed	.220	12	41	5	9	1	1	0	6	5	0	7	1	0	.327	.293	.619	1	2	2	2	1						
Sanchez, Yunesky	.255	14	47	5	12	4	0	2	6	4	1	6	1	2	.308	.468	.776	1	0	0	1	2						
TEAM TOTAL	.285	16	530	85	151	36	10	14	84	66	3	103	15	10	.367	.470	.837	10	8	9	13	11						
PITCHERS	W-L	ERA	G	GS	CG	SHO	SV	SVO	IP	H	R	ER	HR	HB	BB	IBB	SO	BK	WP	GO/AO	DP	WHIP	AVG	AB	TBF	SF	GF	LD
Augenstein, Bryan	1-1	6.23	4	4	0	0	0	0	21.2	31	16	15	2	1	5	0	22	0	0	1.86	1	1.66	.337	92	99	0	0	0
Ayala, Luis	0-2	7.11	4	0	0	0	0	0	2	6.1	8	5	5	0	0	1	1	0	0	1.43	1	1.42	.320	25	26	0	1	0
Beam, T.J.	0-0	4.15	4	0	0	0	0	0	4.1	4	2	2	1	1	4	0	4	0	0	3.50	1	1.85	.267	15	21	0	4	0
Benson, Kris	1-0	0.00	1	1	0	0	0	0	5.0	4	2	0	0	0	1	0	5	1	0	1.00	0	1.00	.200	20	20	0	0	0
Berger, Andrew	0-1	15.00	1	1	0	0	0	0	3.0	5	5	5	0	1	5	0	1	0	0	1.00	0	3.33	.385	13	20	1	0	0
Ellis, Josh	0-0	0.00	1	0	0	0	0	0	1.0	2	0	0	0	0	0	0	2	0	1	0	2.00	500	4	4	0	1	0	
* Kroenke, Zach	0-1	4.00	4	0	0	0	0	0	9.0	11	4	4	0	0	3	0	8	0	3	2.17	0	1.56	.306	36	41	0	0	1
Marte, Jose	0-1	7.71	6	0	0	0	0	0	7.0	5	7	6	2	0	2	0	10	0	2	0.57	0	1.00	.192	26	28	0	1	1
Moorhouse, Brett	0-0	0.00	1	0	0	0	0	0	1.0	0	0	0	0	0	0	0	0	0	0	0.50	0	0.00	.000	3	3	0	0	0
Mulvey, Kevin	0-0	4.50	3	3	0	0	0	0	14.0	12	8	7	0	1	7	0	8	0	2	0.79	2	1.36	.231	52	62	2	0	0
* Norberto, Jordan	0-0	0.00	3	0	0	0	1	2	5.0	3	0	0	0	0	0	0	6	1	0	1.67	0	0.60	.176	17	17	0	1	0
Olenberger, Kasey	0-0	2.70	1	0	0	0	0	0	3.1	2	1	1	0	0	0	0	1	0	0	1.25	1	0.80	.200	10	11	0	0	0
Rivera, Saul	0-0	6.75	1	0	0	0	0	0	1.1	3	1	1	0	0	1	0	1	0	1	2.00	0	3.00	.429	7	8	0	0	0
Rodriguez, Rafael	0-0	27.00	2	0	0	0	0	0	1.1	5	5	4	1	0	0	0	1	0	1	3.00	0	3.75	.500	10	10	0	0	0
Roemer, Wes	0-1	5.73	2	2	0	0	0	0	11.0	13	7	7	0	0	4	0	9	1	0	1.40	0	1.55	.289	45	50	1	0	1
* Septimo, Leyson	0-0	0.00	2	0	0	0	0	0	2.1	1	0	0	0	0	1	0	3	0	0	0.50	0	0.86	.143	7	8	0	2	0
Spottiswood, Billy	0-0	18.00	1	0	0	0	0	0	2.0	6	4	4	0	0	1	0	0	0	0	3.00	0	3.50	.667	9	12	2	0	0
Stange, Daniel	1-0	6.23	3	0	0	0	0	1	4.1	3	3	3	2	0	0	0	5	0	0	3.00	0	0.69	.176	17	17	0	3	0
Torra, Matt	0-2	11.32	2	2	0	0	0	0	10.1	23	13	13	3	1	4	0	8	0	2	0.91	0	2.61	.460	50	57	0	0	0
Urquidez, Jason	1-0	0.84	6	0	0	0	1	1	10.2	10	1	1	0	0	0	0	13	0	0	0.80	1	0.94	.250	40	40	0	3	2
Valdez, Cesar	2-1	3.38	3	3	0	0	0	0	16.0	15	6	6	3	1	5	0	17	0	0	1.00	1	1.25	.259	58	65	0	0	0
TEAM TOTAL	6-10	5.40	16	16	0	0	2	6	140.0	166	90	84	14	6	44	1	125	3	12	1.27	8	1.50	.299	556	620	6	16	5

Salt Lake vs. Reno

PLAYERS	AVG	G	AB	R	H	2B	3B	HR	RBI	BB	IBB	SO	SB	CS	OBP	SLG	OPS	SF	SAC	HBP	DP	F*							
* Aldridge, Cory	.360	15	50	9	18	7	0	1	10	11	0	13	2	0	.460	.560	1.020	2	0	0	0	0							
* Amarista, Alexi	.333	4	18	3	6	1	1	0	1	0	0	2	0	1	.333	.500	.833	0	1	0	0	0							
Auer, Tyson	.000	3	5	1	0	0	0	0	0	0	0	0	0	0	.167	.000	.167	0	1	1	0	0							
Bourjos, Peter	.333	12	48	13	16	1	1	1	6	2	0	10	4	1	.389	.458	.847	1	0	3	1	1							
Budde, Ryan	.200	8	25	2	5	0	0	0	0	2	0	15	1	0	.259	.200	.459	0	0	0	0	0							
Campos, Jesus	.400	3	5	1	2	0	0	0	0	1	0	0	0	0	.500	.400	.900	0	1	0	1	0							
# Colmenares, Carlos	.400	4	15	1	6	0	0	0	3	0	0	3	1	0	.375	.400	.775	1	0	0	0	0							
# Conger, Hank	.371	10	35	6	13	3	1	3	8	6	0	4	0	0	.463	.771	1.235	0	1	0	1	0							
Coon, Brad	.227	3	9	0	2	0	0	0	0	0	0	2	1	0	.222	.222	.444	0	0	0	0	0							
Evans, Terry	.357	9	28	9	10	2	0	2	4	1	0	7	1	1	.400	.643	1.043	0	0	1	0	0							
# Figueroa, Luis	.444	2	9	2	4	1	0	0	1	0	0	0	0	0	.500	.556	1.056	0	1	0	1	0							
Frandsen, Kevin	.182	3	11	1	2	0	0	0	0	0	0	2	0	0	.182	.182	.364	0	1	0	0	0							
Gorneault, Nick	.286	8	28	4	8	2	0	1	6	2	0	9	0	0	.333	.464	.798	0	0	0	1	1							
Mathis, Jeff	.250	1	4	1	1	0	0	0	0	1	0	2	0	0	.400	.250	.650	0	0	0	0	0							
* McNulty, Paul	.277	12	47	5	13	0	1	1	11	4	1	6	0	0	.327	.383	.710	1	0	0	1	0							
Nieves, Abel	.000	1	2	0	0	0	0	0	0	0	0	1	0	0	.000	.000	.000	0	0	0	0	0							
Patchett, Gary	.308	7	26	3	8	2	1	0	2	0	0	7	0	1	.308	.462	.769	0	1	0	0	0							
# Perez, Darwin	.267	4	15	1	4	0	0	0	1	0	0	4	0	0	.267	.267	.533	0	1	0	0	0							
* Quinlan, Robb	.250	4	16	1	4	0	0	0	1	1	0	2	0	0	.294	.250	.544	0	0	0	0	0							
# Ryan, Michael	.314	10	35	6	11	1	2	1	7	3	0	4	0	0	.359	.543	.902	1	1	0	0	0							
# Sandoval, Freddy	.500	3	10	5	5	1	0	2	3	3	0	0	0	0	.643	.700	1.343	0	0	1	0	0							
# Statia, Hainley	.000	1	2	1	0	0	0	0	0	1	0	1	0	0	.333	.000	.333	0	0	0		0							
* Sutton, Nate	.227	11	44	4	10	0	1	0	6	2	0	10	1	1	.261	.273	.534	0	0	0		0							
Trumbo, Mark	.259	14	54	9	14	2	1	3	14	1	0	16	0	1	.273	.500	.773	1	0	0	2	3							
Wood, Brandon	.267	4	15	2	4	0	0	1	2	2	0	5	0	0	.353	.467	.820	0	0	0	0	0							
TEAM TOTAL	.299	16	556	90	166	22	10	14	85	44	1	125	11	6	.353	.450	.803	6	8	6	8	9							
GI																													
PITCHERS	W-L	ERA	G	GS	CG	SHO	SV	SVO	IP	H	R	ER	HR	HB	BB	IBB	SO	BK	WP	GO/AB	DP	WHIP	AVG	AB	TBF	SF	FG	FLD	
* Albano, Marco	2-1	4.15	3	0	0	0	0	0	13.0	12	6	6	1	5	0	0	1	0	0	0	0	1.31	265	94	1	0	0	0	
* Browning, Barret	0-0	2.45	3	0	0	0	0	0	3.2	3	0	0	0	1	0	0	4	0	0	0	0	1.09	126	15	0	0	0	0	
Carmona, Ysmael	0-0	0.00	2	0	0	0	0	0	2.0	1	0	0	0	0	2	0	3	0	0	0	0.40	150	125	8	0	0	2	0	
Casashev, Bobby	0-1	9.64	5	0	0	0	1	1	42.5	5	5	5	1	2	3	2	4	0	0	0	1.71	278	18	24	0	3	0	0	
Chatwood, Tyler	1-0	635.5	1	1	0	0	0	0	5.2	9	4	4	1	0	0	0	3	0	0	0	1.59	346	26	26	0	0	0	0	
* Davidson, Daniel	0-0	9.90	2	2	0	0	0	0	10.0	16	11	11	3	1	3	0	6	0	1	1.75	2	1.90	381	42	36	0	0	0	
DeHoyos, Gabe	0-0	4.91	3	0	0	0	0	0	7.1	10	4	4	0	1	6	0	7	0	0	1.80	2	2.18	357	28	47	1	0	0	
Diaz, Amalio	1-0	3.75	4	1	0	0	1	1	12.0	13	6	5	1	1	7	0	8	0	0	1.63	1	1.67	295	44	55	0	1	0	
Hill, Jeremy	0-0	0.00	2	0	0	0	0	0	2.1	2	0	0	0	0	0	0	0	0	1	1.33	0	0.86	222	9	9	0	0	1	
Houston, Ryan	0-1	0.00	1	0	0	0	0	0	1.0	1	1	0	0	0	1	0	0	0	0	1.00	0	2.00	333	3	4	0	1	0	
Junge, Eric	0-1	1.29	1	1	0	0	0	0	7.0	5	2	1	0	0	1	0	8	0	0	0.63	0	0.86	200	25	27	1	0	0	
Kiely, Tim	1-0	4.05	1	0	0	0	0	0	6.2	7	3	0	0	0	0	0	0	0	3	0	1.14	1	0.75	280	25	25	0	0	0
Kohn, Michael	1-0	0.00	5	1	0	0	3	3	7.0	3	0	0	0	0	2	0	12	0	0	1.25	0	1.01	130	23	25	0	4	0	
Mendoza, Tommy	0-0	9.00	1	0	0	0	0	0	4.0	5	5	1	0	1	1	0	0	0	0	0.80	0	2.50	471	17	20	1	0	0	
Nelson, Kevin	0-0	9.00	1	0	0	0	0	0	1.0	1	1	0	0	0	1	0	0	0	0	1.00	0	3.00	500	4	0	0	0	0	
O'Sullivan, Sean	1-0	4.26	2	2	0	0	0	0	12.2	13	7	6	1	0	7	1	11	0	0	1.89	3	1.58	289	45	54	0	0	0	
* Reckling, Trevor	1-0	15.98	2	2	0	0	0	0	8.2	13	15	15	2	0	10	0	6	0	1	2.00	1	2.65	371	47	47	2	0	0	
Rodriguez, Fernando	1-1	4.86	7	2	0	0	0	0	16.2	18	9	9	1	1	6	0	13	0	0	0.59	1	1.44	277	65	72	0	2	2	
Rodriguez, Rafael	1-0	0.00	5	0	0	0	3	3	6.0	2	0	0	0	0	2	0	3	0	0	13.00	1	0.67	118	17	20	0	3	1	
Thompson, Rich	0-0	0.00	4	0	0	0	1	1	6.2	2	0	0	0	0	4	0	4	0	0	0.40	0	0.90	111	18	24	2	2	1	
Vogelsong, Ryan	0-0	8.31	1	0	0	0	0	0	4.1	6	4	4	0	2	3	0	6	0	2	1.33	0	2.08	316	19	24	0	0	0	
TEAM TOTAL	10-6	5.06	16	16	0	0	9	10	142.1	155	85	80	14	9	66	3	103	0	7	1.03	13	1.52	285	530	623	10	16	7	



Pacific Coast League

Round Rock Express

3400 East Palm Valley Blvd.  
Round Rock, Texas 78664

Telephone: (512) 255-2255  
Fax: (512) 255-1558

WEBSITE: [www.rrexpress.com](http://www.rrexpress.com)  
E-MAIL ADDRESS: [info@rrexpress.com](mailto:info@rrexpress.com)  
OWNER: Ryan Sanders Baseball, LP  
PCL MEMBER SINCE: 2005



BOBBY JONES

FOUNDER/CEO:  
GENERAL MANAGER:  
DIRECTOR OF COMMUNICATIONS:

Reid Ryan  
George King  
Larry Little • [llittle@rrexpress.com](mailto:llittle@rrexpress.com)

Baseball Operations

MAJOR LEAGUE AFFILIATION: (since)  
FIELD MANAGER:  
PITCHING COACH:  
HITTING COACH:  
THIRD BASE COACH:  
TRAINER:  
STRENGTH COACH:  
CLUBHOUSE MANAGER:

Texas Rangers (2011)  
Bobby Jones  
Terry Clark  
Scott Coolbaugh  
Spike Owens  
Jason Roberts  
Ric Mabie  
Kenny Bufton

Stadium Information

BALLPARK:  
PLAYING SURFACE:  
DIMENSIONS:  
P.A. ANNOUNCER:  
OFFICIAL SCORER:  
RADIO:  
ANNOUNCER:  
HEAD GROUNDSKEEPER:

The Dell Diamond (8,722 opened in 2000)  
Natural Grass  
LF-330', CF-400', RF-325'  
Clint Musselwhite  
Tommy Tate  
KTXH FM 104.9 ESPN Radio  
Mike Capps  
Garrett Reddehase

Pacific Coast League

Round Rock vs. Salt Lake

PLAYERS	AVG	G	AB	R	H	2B	3B	HR	RBI	BB	IBB	SO	SB	CS	OBP	SLG	OPS	SF	SAC	HBP	DP	E*
* Bogusevic, Brian	.200	4	20	2	4	0	0	0	1	0	0	5	0	0	.200	.200	.400	0	0	0	0	0
Bourgeois, Jason	.400	4	20	3	8	0	1	0	2	1	0	2	1	2	.429	.500	.929	0	0	0	0	0
* Castro, Jason	.429	4	14	6	6	0	0	0	2	3	0	2	0	0	.529	.429	.958	0	0	0	1	0
* DeLome, Collin	.111	2	9	1	1	1	0	0	0	0	0	3	0	0	.111	.222	.333	0	0	0	0	0
Johnson, Chris	.250	3	12	1	3	1	0	0	1	1	0	5	0	0	.286	.333	.619	1	0	0	0	1
# Kata, Matt	.625	2	8	1	5	1	0	0	1	0	0	0	0	0	.625	.750	1.375	0	0	0	0	0
Locke, Andrew	.182	3	11	5	2	1	0	0	2	2	0	2	0	0	.308	.273	.580	0	0	0	0	0
* Meyer, Drew	.333	3	12	0	4	0	0	0	2	1	0	1	0	0	.385	.333	.718	0	0	0	0	1
Navarro, Oswaldo	.333	4	18	1	6	1	0	1	7	2	0	4	0	0	.400	.556	.956	0	0	0	0	0
Ramirez, Yordany	.091	3	11	1	1	0	0	0	2	0	0	2	0	0	.083	.091	.174	1	0	0	0	0
Shelton, Chris	.313	4	16	4	5	1	0	2	3	3	0	1	0	0	.421	.750	1.171	0	0	0	0	0
TEAM TOTAL	.298	4	151	25	45	6	1	3	23	13	0	27	1	2	.349	.411	.760	2	0	0	1	2

PITCHERS	W-L	ERA	G	GS	CG	SHO	SV	SVO	IP	H	R	ER	HR	HB	BB	IBB	SO	BK	WP	GO/AO	DP	WHIP	AVG	AB	TBF	SF	GF	HLD
Banks, Josh	0-0	3.00	1	1	0	0	0	0	6.0	5	2	2	1	0	0	0	4	0	0	0.63	0	0.83	.227	22	22	0	0	0
Bayliss, Jonah	0-0	0.00	1	0	0	0	0	0	2.0	1	0	0	0	0	0	0	3	0	0	2.00	0	0.50	.167	6	7	0	0	0
Bazardo, Yorman	0-0	2.70	1	0	0	0	0	0	3.1	1	1	1	0	0	0	0	2	0	0	3.00	0	0.30	.091	11	11	0	0	1
Burton, T.J.	0-0	0.00	1	0	0	0	0	0	0.2	2	0	0	0	0	0	0	0	0	0	0.00	0	3.00	.500	4	4	0	1	0
Corcoran, Roy	1-0	1.80	1	1	0	0	0	0	5.0	4	1	1	0	0	0	0	5	0	1	3.50	0	0.80	.211	19	19	0	0	0
Daigle, Casey	0-0	0.00	2	0	0	0	1	1	2.0	2	0	0	0	0	0	0	2	0	0	1.00	0	1.00	.250	8	8	0	2	0
Englebrook, Evan	0-0	0.00	1	0	0	0	0	0	1.0	0	0	0	0	0	0	0	0	0	0	2.00	0	0.00	.000	3	3	0	0	1
Gervacio, Sammy	0-0	5.40	1	0	0	0	0	0	1.2	2	1	1	0	0	0	0	0	1	0	1.50	0	1.20	.286	7	7	0	0	1
Majewski, Gary	0-1	11.57	2	0	0	0	0	1	2.1	2	3	3	0	0	5	1	2	0	1	0.67	0	3.00	.286	7	14	1	1	1
* Van Hekken, Andy	1-0	1.42	1	1	0	0	0	0	6.1	3	2	1	0	0	3	0	4	0	1	0.56	0	0.95	.143	21	25	1	0	0
* Wright, Wesley	1-0	5.06	1	1	0	0	0	0	5.1	5	3	3	1	0	5	0	4	0	0	1.20	1	1.88	.263	19	24	0	0	0
TEAM TOTAL	3-1	3.03	4	4	0	0	1	2	35.2	27	13	12	2	0	13	1	26	1	3	1.08	1	1.12	.213	127	144	2	4	4

Salt Lake vs. Round Rock

PLAYERS	AVG	G	AB	R	H	2B	3B	HR	RBI	BB	IBB	SO	SB	CS	OBP	SLG	OPS	SF	SAC	HBP	DP	E*
* Aldridge, Cory	.250	4	12	1	3	0	0	0	1	1	0	5	0	0	.308	.250	.558	0	0	0	0	0
Bourjos, Peter	.167	3	12	0	2	0	0	0	1	0	0	4	0	0	.167	.167	.333	0	0	0	0	0
# Colmenares, Carlos	.300	3	10	0	3	1	0	0	0	0	0	1	0	0	.300	.400	.700	0	0	0	0	0
# Conger, Hank	.091	4	11	1	1	0	0	0	2	2	0	3	0	0	.200	.091	.291	2	1	0	0	0
Evans, Terry	.125	4	16	2	2	0	0	0	0	1	0	3	0	0	.176	.125	.301	0	0	0	0	0
Gorneault, Nick	.000	3	7	0	0	0	0	0	0	1	0	1	1	0	.125	.000	.125	0	0	0	0	0
Patchett, Gary	.286	3	7	0	2	0	0	0	0	2	0	0	0	1	.444	.286	.730	0	0	0	0	2
Quinlan, Robb	.417	3	12	3	5	2	0	0	1	1	0	2	0	0	.462	.583	1.045	0	0	0	0	1
# Statia, Hainley	.000	3	9	1	0	0	0	0	0	2	0	3	0	0	.182	.000	.182	0	0	0	0	0
* Sutton, Nate	.154	3	13	1	2	0	0	0	1	1	0	2	0	0	.214	.154	.368	0	0	0	0	0
Trumbo, Mark	.273	4	11	3	3	1	0	1	3	2	1	2	1	0	.385	.636	1.021	0	0	0	0	0
* Walker, Brian	.250	1	4	0	1	0	0	0	1	0	0	0	0	0	.250	.250	.500	0	0	0	1	0
Wilson, Bobby	1.000	1	3	1	3	0	0	1	2	0	0	0	0	0	1.000	2.000	3.000	0	1	0	0	0
TEAM TOTAL	.213	4	127	13	27	4	0	2	12	13	1	26	2	1	.282	.291	.573	2	2	0	1	3

PITCHERS	W-L	ERA	G	GS	CG	SHO	SV	SVO	IP	H	R	ER	HR	HB	BB	IBB	SO	BK	WP	GO/AO	DP	WHIP	AVG	AB	TBF	SF	GF	HLD
Albano, Marco	0-0	3.00	1	1	0	0	0	0	6.0	6	2	2	0	0	3	0	4	0	0	0.63	0	1.50	.273	22	26	1	0	0
Aldridge, Ryan	0-0	0.00	1	0	0	0	0	0	1.0	1	0	0	0	0	0	0	2	0	0	0.00	0	1.00	.250	4	4	0	1	0
* Davidson, Daniel	0-1	7.94	1	1	0	0	0	0	5.2	9	5	5	1	0	1	0	4	0	1	0.63	0	1.76	.360	25	27	1	0	0
DeHoyos, Gabe	0-0	0.00	1	0	0	0	0	0	2.2	0	0	0	0	0	0	0	0	0	0	7.00	0	0.00	.000	8	8	0	0	0
Diaz, Amalio	0-0	3.60	2	0	0	0	0	0	5.0	6	3	2	0	0	0	0	3	0	0	3.00	1	1.20	.286	21	21	0	0	0
Hill, Jeremy	1-0	0.00	2	0	0	0	0	0	2.0	3	2	0	0	0	2	0	2	0	0	1.00	0	2.50	.300	10	12	0	2	0
O'Sullivan, Sean	0-1	15.00	1	1	0	0	0	0	3.0	8	6	5	0	0	2	0	2	0	1	0.40	0	3.33	.444	18	20	0	0	0
Rodriguez, Fernando	0-0	27.00	1	0	0	0	0	0	1.0	3	3	3	0	0	2	0	2	0	0	1.00	0	5.00	.500	6	8	0	0	0
Rodriguez, Francisco	0-0	0.00	2	0	0	0	0	0	3.1	2	0	0	0	0	1	0	3	0	0	2.50	0	0.90	.167	12	13	0	0	0
Rodriguez, Rafael	0-0	0.00	1	0	0	0	0	0	1.0	0	0	0	0	0	0	0	1	0	0	1.00	0	0.00	.000	3	3	0	1	0
* Smith, Will	0-1	6.75	1	1	0	0	0	0	5.1	7	4	4	2	0	2	0	4	1	0	0.38	0	1.69	.318	22	24	0	0	0
TEAM TOTAL	1-3	5.25	4	4	0	0	0	0	36.0	45	25	21	3	0	13	0	27	1	2	1.03	1	1.61	.298	151	166	2	4	0



# Pacific Coast League

## Sacramento River Cats



400 Ballpark Drive  
West Sacramento, California 95691

Telephone: (916) 376-4700  
Fax: (916) 376-4710

WEBSITE: [www.rivercats.com](http://www.rivercats.com)

E-MAIL ADDRESS: [info@rivercats.com](mailto:info@rivercats.com)

MAJORITY OWNER: Susan Savage

PCL MEMBER SINCE: 2000

(also member 1903-13, 1918-60, 1974-76)



DARREN BUSH



RALEY FIELD

CHIEF EXECUTIVE OFFICER:  
PRESIDENT/GENERAL MANAGER:  
COMMUNICATIONS MANAGER:

Susan Savage  
Alan Ledford  
Rebecca Brutlag • [rbrutlag@rivercats.com](mailto:rbrutlag@rivercats.com)

## Baseball Operations

MAJOR LEAGUE AFFILIATION: (since)

FIELD MANAGER:

PITCHING COACH:

HITTING COACH:

TRAINER:

HOME CLUBHOUSE MANAGER:

VISITING CLUBHOUSE MANAGER:

Oakland A's (2000)

Darren Bush

Scott Emerson

Todd Stevenson

Brad LaRosa

Rod Garcia

Brian Farley

## Stadium Information

BALLPARK:

PLAYING SURFACE:

DIMENSIONS:

P.A. ANNOUNCER:

OFFICIAL SCORERS:

RADIO:

ANNOUNCER:

HEAD GROUNDSKEEPER:

Raley Field (14,014 built in 2000)

Natural Grass

LF-330', CF-403', RF-325'

Greg Lawson

Brian Berger, Ryan Bjork, Mark Honbo

KSTE 650 AM

Johnny Doskow

Chris Ralston

# Pacific Coast League

## Sacramento vs. Salt Lake

PLAYERS	AVG	G	AB	R	H	2B	3B	HR	RBI	BB	IBB	SO	SB	CS	OBP	SLG	OPS	SF	SAC	HBP	DP	E*
Affronti, Michael	.167	5	12	2	2	1	0	0	0	1	0	2	0	0	.167	.250	.417	0	0	0	0	0
Bailey, Jeff	.115	7	26	2	3	1	0	0	2	1	0	6	0	0	.233	.154	.387	0	0	3	2	0
* Brown, Corey	.200	4	15	2	3	0	0	0	0	0	0	5	0	0	.200	.600	.800	0	0	0	0	0
* Cardenas, Adrian	.226	9	31	6	7	1	0	0	0	1	0	5	0	0	.226	.250	.484	1	1	3	2	0
Carson, Matt	.258	7	31	6	8	1	0	3	5	1	1	13	1	0	.273	.581	.853	1	0	0	0	0
Carter, Chris	.177	16	62	8	11	3	0	3	14	13	0	24	1	1	.320	.371	.691	0	0	0	1	4
* Crisp, Coco	.714	3	14	4	10	2	0	0	5	1	1	2	1	1	.733	.857	1.590	0	0	0	0	0
Cust, Jack	.222	4	9	2	2	0	0	0	2	3	0	4	0	0	.588	.222	.810	0	0	0	0	0
Donaldson, Josh	.150	7	20	1	3	0	0	1	3	3	0	7	0	0	.250	.300	.550	0	0	0	0	0
Heather, Adam	.115	8	26	4	3	0	0	1	2	0	0	7	0	0	.343	.115	.458	0	1	1	1	0
* McPherson, Dallas	.273	11	44	8	12	1	0	5	12	6	0	13	1	0	.360	.636	.996	0	0	0	1	3
* Napoleon, Dusty	.125	3	8	1	1	0	0	1	1	2	0	2	0	0	.300	.500	.800	0	0	0	0	0
Price, Jared	.000	4	10	0	0	0	0	0	0	0	0	3	0	0	.000	.000	.000	0	2	0	0	0
* Recker, Anthony	.333	9	21	4	7	1	0	1	4	5	0	3	0	0	.462	.524	.985	0	0	0	2	2
Sogard, Eric	.406	15	64	13	26	3	4	1	12	5	0	8	4	4	.457	.625	1.082	0	0	0	1	0
Jaylor, Michael	.314	5	19	9	16	4	0	0	9	10	0	9	1	0	.426	.582	.818	0	0	0	2	0
Tolleson, Steven	.367	9	30	7	11	3	0	0	5	7	0	7	1	0	.486	.467	.953	0	0	0	1	1
* Watson, Matt	.231	6	26	4	6	1	0	1	5	3	0	5	0	0	.310	.385	.695	0	0	0	0	0
* Wimberly, Corey	.306	14	49	13	15	2	0	1	8	4	1	7	5	0	.393	.408	.801	0	1	3	1	0
TEAM TOTAL	.266	16	549	96	146	24	4	19	55	77	5	127	16	7	.363	.428	.791	2	4	3	16	16

PITCHERS	W-L	ERA	G	GS	CG	SHO	SV	SVO	IP	H	R	ER	HR	HB	BB	IBB	SO	BK	WP	GO/AO	DP	WHIP	AVG	AB	TBF	SF	GF	HLD	
Banwart, Travis	0-0	2.25	1	0	0	0	0	0	4.0	3	1	1	0	0	0	0	4	0	0	6.00	0	0.75	.214	14	14	14	0	0	0
Benacka, Michael	1-0	5.40	4	0	0	0	0	0	3.1	4	2	2	0	1	4	0	5	0	0	0.25	0	1.50	.091	11	16	0	2	0	
* Blackley, Travis	0-0	0.00	1	0	0	0	0	0	0.1	0	0	0	0	0	0	0	0	0	0	0.00	1	3.00	.000	1	2	0	0	0	
Bonser, Boof	0-0	3.60	1	1	0	0	0	0	5.0	3	0	2	2	1	0	1	0	4	0	9.00	0	0.80	.176	17	18	0	0	0	
Bowers, Cedrick	0-0	4.15	4	0	0	0	0	0	4.1	4	2	2	0	1	3	0	8	0	0	0.67	0	1.62	.235	17	21	0	1	0	
Cramer, Bobby	1-0	0.00	1	1	0	0	0	0	8.0	2	0	0	0	0	1	0	7	0	1	4.33	1	0.38	.080	25	26	0	0	0	
Demel, Sam	0-0	0.00	2	0	0	0	0	0	3.0	2	1	1	0	0	0	0	3	0	1	1.00	0	0.67	.167	12	12	0	2	0	
Giese, Dan	0-0	9.00	1	0	0	0	0	0	1.0	1	1	1	0	0	0	0	1	0	0	1.00	0	1.00	.250	4	4	0	0	0	
Godfrey, Graham	1-1	1.93	3	2	0	0	0	0	14.0	8	7	3	0	0	7	0	7	0	0	0.89	0	1.07	.157	51	58	0	0	0	
* Halama, John	1-0	4.50	2	1	0	0	0	0	10.0	10	5	5	1	0	1	0	6	0	0	2.00	0	1.10	.250	40	42	1	0	0	
Haviland, Shawn	0-0	5.40	1	1	0	0	0	0	3.1	6	5	2	0	0	2	0	3	0	0	0.75	0	2.40	.353	17	19	0	0	0	
Hernandez, Fernando	0-1	0.90	5	1	0	0	0	0	10.0	8	1	1	0	0	3	0	6	0	1	0.92	1	1.10	.229	35	39	0	2	1	
Huntton, Jon	2-0	1.80	5	0	0	0	0	0	10.0	8	2	2	0	0	4	1	5	0	0	1.67	3	1.20	.223	35	39	0	1	0	
James, Justin	0-0	0.00	1	0	0	0	0	0	1.0	0	0	0	0	0	0	0	1	0	0	0.00	0	0.00	.000	3	3	0	1	0	
Jennings, Jason	0-0	6.00	1	0	0	0	0	0	3.0	3	2	0	0	0	1	0	2	0	0	0.75	0	2.00	.250	12	16	0	0	0	
Lansford, Jared	1-0	0.00	2	0	0	0	0	0	2.0	2	0	0	0	0	1	0	2	0	0	0.33	0	1.50	.250	8	9	0	0	0	
McBeth, Marcus	0-1	27.00	2	0	0	0	0	0	1.0	3	3	3	1	0	2	0	2	0	0	0.00	0	5.00	.500	6	8	0	1	0	
Middleton, Kyle	1-1	2.77	2	2	0	0	0	0	13.0	14	5	4	0	0	3	0	7	0	1	1.38	4	1.31	.286	49	53	0	0	0	
Mortensen, Clay	0-1	3.52	4	4	0	0	0	0	23.0	31	15	9	3	0	4	1	16	0	1	2.13	3	1.52	.316	98	103	1	0	0	
Ramirez, Edwar	0-1	2.53	6	0	0	0	0	0	10.2	9	3	3	0	0	4	2	6	0	1	1.08	1	1.22	.250	36	43	0	3	0	
Rodriguez, Henry	0-0	0.00	2	0	0	0	0	0	2.0	0	0	0	0	0	0	0	0	0	0	2.00	0	0.00	.000	6	6	0	2	0	
Ross, Tyson	0-1	12.00	1	1	0	0	0	0	3.0	5	4	4	0	0	1	0	5	0	0	4.00	0	2.00	.357	14	15	0	0	0	
Tomko, Brett	1-0	0.00	1	1	0	0	0	0	6.0	8	0	0	0	0	1	0	1	0	0	0.40	0	1.50	.348	23	24	0	0	0	
Vaughan, Beau	0-0	18.00	1	0	0	0	0	0	1.0	3	2	2	0	0	0	0	1	0	0	2.00	0	3.00	.500	6	6	0	1	0	
Wolf, Ross	0-0	81.00	1	0	0	0	0	0	0.1	4	3	3	0	0	0	0	0	0	0	12.00	0	80.0	5	6	0	0	0	0	
Wright, Jarney	0-0	32.40	1	0	0	0	0	0	1.7	6	6	6	1	0	2	0	4	0	0	0.00	0	4.80	.545	11	13	0	0	0	
TEAM TOTAL	9-7	3.38	16	16	0	2	3	5	140.1	144	72	54	9	4	48	5	112	7	1	1.39	13	1.33	.259	556	615	4	16	1	

## Salt Lake vs. Sacramento

PLAYERS	AVG	G	AB	R	H	2B	3B	HR	RBI	BB	IBB	SO	SB	CS	OBP	SLG	OPS	SF	SAC	HBP	DP	E*
* Aldridge, Cory	.300	8	30	4	9	3	0	0	4	2	1	7	0	0	.333	.400	.733	1	0	0	0	0
Auer, Tyson	.417	3	12	2	5	1	0	2	0	0	0	2	0	0	.417	.833	1.250	0	0	0	0	0
Bailey, Duwayne	.200	2	5	0	1	0	0	0	0	0	0	2	0	0	.200	.200	.400	0	0	0	0	0
Bourjos, Peter	.262	11	42	7	11	0	1	1	5	4	0	8	5	1	.340	.381	.721	0	1	1	0	0
Budde, Ryan	.143	4	14	0	2	0	0	0	0	0	0	8	0	0	.143	.143	.286	0	0	0	1	1
Campos, Jesus	.083	3	12	0	1	0	0	0	0	0	0	4	0	0	.083	.083	.167	0	0	0	1	1
Cassevah, Bobby	1	0	0	0	0	0	0	0	0	0	0	0	0	0								
Colmenares, Carlos	.154	4	13	1	2	0	0	0	1	1	0	0	0	0	.214	.154	.368	0	0	0	0	0
Conner, Hank	.246	5	33	3	14	2	0	1	6	2	0	12	0	0	.317	.368	.686	0	0	1	3	2
* Evans, Ryan	.212	8	46	6	8	2	0	1	2	2	0	10	7	0	.270	.303	.573	1	0	1	1	0
* Figueroa, Luis	.242	8	57	5	7	2	0	1	2	2	0	3	0	0	.278	.364	.641	0	1	1	1	0
Frandsen, Kevin	.118	4	17	1	2	0	0	0	1	1	0	0	0	0	.167	.118	.284	0	0	0	1	0
Gornegault, Nick	.355	10	31	5	11	2	0	1	2	0	0	7	0	1	.382	.516	.898	0	0	0	1	1
Izurieta, Maicer	.280	2	9	2	2	0	0	0	1	0	0	0	0	0	.366	.280	.646	0	0	0	0	0
* McNulty, Paul	.313	6	32	4	10	4	0	0	5	1	0	6	0	0	.333	.438	.771	0	0	0	2	1
* Meyer, Drew	.231	4	13	4	3	1	0	1	1	3	0	0	0	1	.375	.308	.683	0	0	0	0	0
Patchett, Gary	.238	7	21	2	5	1	0	0	2	1	0	5	0	0	.273	.286	.558	0	0	0	1	0
* Quinlan, Robb	.222	2	9	0	2	0	0	0	2	0	0	0	0	0	.273	.222	.444	0	0	0	1	0
* Ryan, Michael	.302	20	49	13	4	1	0	1	2	3	0	9	0	0	.444	.665	.811	0	0	0	0	0
* Sandoval, Freddy	.125	2	8	1	1	0	0	0	0	1	0	2	0	0	.222	.125	.347	0	0	0	0	0
* Sutton, Nate	.267	14	45	8	12	3	0	0	3	17	0	10	4	2	.382	.333	.715	0	0	1	0	0
Trumbo, Mark	.355	16	59	11	21	6	0	0	7	1	0	4	1	0	.449	.601	1.050	0	0	0	3	4
* Walker, Brian	.258	10	38	7	11	2	0	0	2	0	0	7	0	0	.375	.297	.672	0	0	0	0	0
TEAM TOTAL	.258	16	556	72	144	34	3	9	64	48	5	112	9	6	.320	.279	.700	4	3	4	13	10



Tacoma Rainiers

2502 South Tyler St.  
Tacoma, Washington 98405

Telephone: (253) 752-7707  
Fax: (253) 752-7135

WEBSITE: [www.tacomarainiers.com](http://www.tacomarainiers.com)  
E-MAIL ADDRESS: [rainiers@tacomarainiers.com](mailto:rainiers@tacomarainiers.com)  
OWNERS: Bob Schlegel, Kirby Schlegel, Nick Lachey  
PCL MEMBER SINCE: 1960 (also 1904-05)



DAREN BROWN



CHENEY STADIUM

PRESIDENT: Aaron Artman  
DIRECTOR OF MEDIA DEVELOPMENT: Alyson Jones • [ajones@tacomarainiers.com](mailto:ajones@tacomarainiers.com)

Baseball Operations

MAJOR LEAGUE AFFILIATION: (since)

Seattle Mariners (1995)

FIELD MANAGER: Daren Brown

PITCHING COACH: Dwight Bernard

HITTING COACH: Alonzo Powell

TRAINER: Tom Newberg

TRAINER: Jeremy Clipperton

PERFORMANCE SPECIALIST: Charlie Kenyon

HOME CLUBHOUSE MANAGER: Eddie Romprey

ASSISTANT CLUBHOUSE MANAGER: Alex Muller

Stadium Information

BALLPARK: Cheney Stadium (7,200 opened in 1960, renovated in 2011)

PLAYING SURFACE: Natural Grass

DIMENSIONS: LF-325', CF-425', RF-325'

P.A. ANNOUNCER: Steve Manning

OFFICIAL SCORERS: Gary Brooks, Michael Jessee, Kevin Kalal

RADIO: KHHO 850 AM

ANNOUNCER: Mike Curto

HEAD GROUNDSKEEPER: Ryan Schutt

Tacoma vs. Salt Lake

PLAYERS	AVG	G	AB	R	H	2B	3B	HR	RBI	BB	IBB	SO	SB	CS	OBP	SLG	OPS	SF	SAC	HBP	DP	E*
Alfonzo, Eliezer	.316	5	19	4	6	0	0	0	3	1	0	5	0	0	.381	.316	.697	0	0	1	0	0
# Bard, Josh	.222	7	27	2	6	1	0	1	6	0	0	6	0	0	.214	.370	.585	1	0	0	0	0
* Carp, Mike	.317	10	41	10	13	2	0	6	11	3	0	10	0	0	.378	.805	1.183	0	0	1	1	1
* Carrera, Ezequiel	.333	6	21	4	7	2	0	0	2	2	0	3	3	1	.417	.429	.845	0	0	1	1	0
Denker, Travis	.000	2	3	0	0	0	0	0	0	2	0	1	0	1	.400	.000	.400	0	0	0	0	0
# Dominguez, Jeffrey	.429	2	7	1	3	0	0	0	0	0	0	2	1	0	.429	.429	.857	0	0	0	0	0
Everidge, Tommy	.238	5	21	4	5	2	0	0	4	1	0	6	0	0	.273	.333	.606	0	0	0	0	0
Halman, Greg	.298	14	47	11	14	6	1	3	8	6	0	15	3	1	.400	.660	1.060	0	0	2	1	2
* Hannahan, Jack	.244	13	45	6	11	1	0	2	10	5	1	10	0	0	.333	.400	.733	0	1	1	1	4
* Langerhans, Ryan	.211	5	19	3	4	3	0	0	2	1	0	5	1	0	.250	.368	.618	0	1	0	0	0
* Mangini, Matt	.258	9	31	3	8	1	2	1	8	2	1	7	0	0	.324	.516	.840	0	0	1	0	1
Moore, Adam	.208	6	24	5	5	2	0	0	4	1	1	4	0	0	.240	.292	.532	0	0	0	0	0
* Nelson, Brad	.367	9	30	6	11	4	0	1	6	5	0	5	0	0	.444	.600	1.044	1	0	0	1	0
Quiroz, Guillermo	.000	2	4	0	0	0	0	0	0	1	0	2	0	0	.200	.000	.200	0	0	0	1	0
* Saunders, Michael	.235	4	17	3	4	0	0	0	2	2	0	4	0	0	.316	.235	.551	0	0	0	0	0
* Luisasosopo, Matt	.241	8	29	6	7	2	0	2	5	7	1	10	0	0	.389	.517	.906	0	0	0	1	0
* Vazquez, Ramon	.250	4	14	0	1	0	0	0	0	0	0	0	0	0	.250	.500	.500	0	0	0	0	0
Wilson, Josh	.429	6	28	3	12	5	0	0	3	0	0	8	0	0	.429	.607	1.036	0	0	0	0	0
Wilson, Mike	.433	10	30	8	13	3	0	3	6	6	1	5	1	0	.528	.833	1.361	0	0	0	2	1
Winfree, David	.323	10	31	6	10	3	0	1	4	1	0	7	0	0	.333	.516	.849	1	0	0	1	1
Woodward, Chris	.250	14	56	9	14	3	0	2	6	4	0	9	1	0	.311	.411	.722	0	1	1	1	0
TEAM TOTAL	.288	16	534	94	154	40	3	22	90	50	5	122	10	4	.356	.498	.854	3	3	8	11	13


PITCHERS	W-L	ERA	G	GS	CG	SHO	SV	SVO	IP	H	R	ER	HR	HB	BB	IBB	SO	BK	WP	GO/AO	GI DP	WHIP	AVG	AB	TBF	SF	GF	HLD
1-1 Baldwin, Andrew	6.57	4	1	0	0	0	1	2	12.1	12	9	9	3	1	1	2	0	0	0	0.50	1	1.05	250	48	49	0	0	1
Bray, Steve	0-0	0.00	1	0	0	0	0	0	1.0	1	0	0	0	0	0	0	0	0	0	0.00	0	1.00	250	4	4	0	0	1
Cordero, Chad	0-1	33.75	2	0	0	0	0	0	1.1	6	6	5	2	0	0	1	0	0	0	0.00	0	4.50	.545	11	11	0	2	0
* Feierabend, Ryan	2-0	2.57	2	2	1	0	0	0	14.0	12	4	4	1	0	2	0	7	0	1	1.00	1	1.00	.231	52	54	0	0	0
French, Luke	3-0	3.70	4	4	0	0	0	0	24.1	28	12	10	6	1	0	15	1	1	0	0.75	3	1.40	.286	98	105	0	0	0
* Koptlove, Mike	0-1	13.50	3	0	0	0	0	0	4.0	9	6	6	2	1	1	0	1	0	0	0.38	0	2.75	.450	20	23	1	1	0
* Lee, Cliff	0-0	0.00	1	1	0	0	0	0	6.0	3	0	0	0	0	0	0	4	0	0	0.75	1	0.50	.159	19	20	0	0	0
Munoz, Luis	0-0	0.00	1	0	0	0	0	0	1.0	1	0	0	0	0	0	0	1	0	0	1.00	0	1.00	.250	4	4	0	0	0
Nelson, Joe	0-0	20.25	2	0	0	0	0	0	1.1	4	3	3	0	0	3	0	1	0	0	2.00	0	5.25	.500	8	11	0	0	0
* Olson, Garrett	1-0	0.00	1	1	0	0	0	0	5.0	1	0	0	0	0	2	0	4	0	0	1.20	1	0.60	.067	15	17	0	0	0
Palazzolo, Steve	0-0	0.00	1	0	0	0	0	0	0.2	2	0	0	0	1	0	0	0	0	0	0.00	0	3.00	.667	3	4	0	0	0
Patterson, Scott	0-0	0.00	4	0	0	0	2	2	3.2	4	0	0	0	0	1	0	5	0	0	5.00	0	1.36	.267	15	16	0	4	0
Pauley, David	0-0	5.14	1	1	0	0	0	0	7.0	8	4	4	2	0	2	0	1	0	0	1.22	3	1.43	.308	26	28	0	0	0
Petit, Yusmeiro	0-0	12.00	2	0	0	0	0	0	3.0	3	4	4	1	0	3	0	4	0	1	4.00	0	2.00	.250	12	15	0	0	0
Pineda, Michael	2-0	1.38	2	2	0	0	0	0	13.0	4	2	2	0	0	4	0	15	0	0	0.85	0	0.62	.093	43	47	0	0	0
Rivera, Mumba	0-0	6.00	2	0	0	0	0	0	3.0	2	2	2	1	0	1	0	2	0	1	0.75	0	1.00	.182	11	12	0	2	0
* Seddon, Chris	1-1	6.75	3	3	0	0	0	0	16.0	27	14	12	1	1	4	0	11	0	1	1.33	3	1.94	.391	69	77	2	0	0
Shell, Steven	0-0	0.00	1	0	0	0	0	0	0.2	0	0	0	0	0	0	0	0	0	0	0.00	0	0.00	.000	2	2	0	0	0
Snell, Ian	1-0	0.00	1	1	0	0	0	0	5.0	4	0	0	0	0	3	0	9	0	0	1.00	1	1.40	.222	18	21	0	0	0
Speigner, Levalle	1-0	0.00	5	0	0	0	2	2	7.1	2	1	0	0	0	0	0	5	0	1	1.43	0	0.27	.083	24	25	0	5	0
Sweeney, Brian	0-0	4.50	2	0	0	0	0	0	4.0	3	2	2	0	1	1	0	6	0	0	0.67	0	1.00	.200	15	17	0	0	1
* Traber, Billy	0-0	4.50	2	0	0	0	0	0	2.0	1	1	1	0	0	1	0	3	0	1	0.50	0	1.00	.167	6	8	0	0	1
Vorrell, Mark	0-0	13.50	1	0	0	0	0	0	0.2	3	1	1	0	0	1	0	0	0	0	1.00	0	6.00	.750	4	6	1	0	0
TEAM TOTAL	12-4	4.29	16	16	1	1	5	7	136.1	140	71	65	12	4	37	2	97	1	9	0.92	14	1.30	.266	527	576	4	15	4

Salt Lake vs. Tacoma

PLAYERS	AVG	G	AB	R	H	2B	3B	HR	RBI	BB	IBB	SO	SB	CS	OBP	SLG	OPS	SF	SAC	HBP	DP	E*
* Aldridge, Cory	.192	8	26	3	5	1	0	2	5	2	0	9	4	0	.276	.462	.737	0	0	2	0	0
Bourjos, Peter	.317	15	63	9	20	1	5	0	5	2	0	9	4	0	.358	.492	.850	0	0	2	0	0
Budde, Ryan	.238	6	21	3	5	0	0	0	0	1	0	5	0	0	.273	.238	.511	0	0	0	0	1
# Colmenares, Carlos	.333	8	24	4	8	0	1	0	1	3	0	6	0	0	.407	.417	.824	0	0	0	1	5
* Conger, Hank	.267	13	45	5	12	4	0	1	5	4	0	8	0	1	.340	.422	.762	0	1	1	1	1
Evans, Terry	.273	15	55	9	15	2	0	4	11	5	0	11	2	0	.333	.527	.861	0	0	0	1	1
# Figueroa, Luis	.250	1	4	0	1	1	0	0	0	0	0	0	0	0	.250	.500	.750	0	0	0	0	0
* Gorneault, Nick	.000	8	19	1	0	0	0	0	0	1	0	5	0	0	.050	.000	.050	0	0	0	1	1
* McNulty, Paul	.444	6	18	6	8	2	0	1	4	2	1	1	0	0	.476	.722	1.198	0	0	0	0	0
* Meyer, Drew	.438	4	16	2	7	1	0	0	3	1	0	2	0	0	.471	.600	.971	0	0	0	0	0
Patchett, Gary	.273	6	22	2	6	0	0	0	5	1	0	4	0	0	.320	.273	.593	1	0	1	1	1
* Perez, Darwin	.077	4	13	2	1	0	0	1	3	1	0	4	0	1	.143	.308	.451	0	2	0	1	1
Quinlan, Robb	.238	5	21	2	5	0	0	0	0	1	0	5	0	0	.273	.238	.511	0	0	0	2	1
* Ryan, Michael	.316	15	57	9	18	4	1	1	9	4	0	9	0	0	.355	.474	.829	1	0	0	2	0
# Sandoval, Freddy	.231	6	26	4	6	0	0	0	4	1	0	3	0	0	.259	.231	.490	0	0	0	2	0
* Statia, Hanley	.333	5	15	3	5	0	0	0	1	1	0	3	0	1	.375	.333	.708	0	0	0	0	0
* Sutton, Nate	.143	7	21	1	3	1	0	0	2	1	0	5	0	0	.182	.190	.372	0	0	0	0	0
Trumbo, Mark	.241	16	58	6	14	3	0	2	4	5	0	10	0	0	.297	.397	.693	1	0	0	1	1
* Walker, Brian	.333	1	3	0	1	0	0	0	0	2	0	0	0	0	.333	.333	.667	0	1	0	0	0
TEAM TOTAL	.266	16	527	71	140	20	7	12	64	37	2	97	6	3	.316	.398	.715	4	4	4	14	15



Los Angeles Angels Of Anaheim



Los Angeles Angels of Anaheim

American League West

Founded: 1960

2010: 80-82

Angel Stadium of Anaheim

2000 Gene Autry Way

Anaheim, CA 92806

Telephone: (714) 940-2000

WEBSITE: www.angelsbaseball.com

Front Office

- OWNER: Arte Moreno
- CHAIRMAN: Dennis Kuhl
- PRESIDENT: John Carpino
- CHIEF FINANCIAL OFFICER: Bill Beverage
- GENERAL MANAGER: Tony Reagins
- ASSISTANT GENERAL MANAGER: Ken Forsch
- SENIOR ADVISOR: Bill Stoneman
- DIRECTOR OF PLAYER DEVELOPMENT: Abe Flores
- VICE PRESIDENT, COMMUNICATIONS: Tim Mead
- COMMUNICATIONS MANAGER: Eric Kay
- ASSISTANT, COMMUNICATIONS: Jennifer Hoyer
- TRAVELING SECRETARY/MEDIA REPRESENTATIVE: Tom Taylor
- FIELD MANAGER: Mike Scioscia, 12th season with Angels

Stadium Information

- BALLPARK: Angel Stadium of Anaheim (opened in 1996)
- CAPACITY: 45,257
- SPRING TRAINING FACILITY: Tempe Diablo Stadium, 2200 W. Alameda, Tempe, AZ 85282
- PLAYING SURFACE: Natural Grass
- DIMENSIONS: LF-365', LF Power Alley-365', CF-400', RF-365', RF Power Alley-370'

Club Affiliates

- Salt Lake Bees (Pacific Coast League)
- Arkansas Travelers (Texas League)
- Inland Empire 66ers (California League)
- Cedar Rapids Kernels (Midwest League)
- Orem Owlz (Pioneer League)
- Tempe Angels (Arizona Summer League)

Angels Minor League Affiliates

Arkansas Travelers

CLASS AA - TEXAS LEAGUE

Ray Winder Field at War Memorial Park

PO Box 55066

Little Rock, AR 72215

(501) 664-1555

(501) 664-1834 fax

www.travs.com



2010 Individual Statistics - W-L Record: 55-85

BATTERS	AVG	G	AB	R	H	GAMES BY POSITION																							
						2B	3B	HR	RBI	TB	BB	IBB	SO	SB	CS	OBP	SLG	OPS	SF	SAC	HBP	DP	1B	2B	3B	SS	OF	C	E
Alvarez, Ricky	.130	7	23	0	3	0	0	0	3	3	1	0	6	1	0	.200	.130	.330	0	0	1	0	1	0	7	0	0	0	1
*Amarista, Alexi	.288	48	191	25	55	2	1	1	20	62	13	0	15	4	1	.332	.325	.656	5	2	2	8	0	45	0	0	0	0	6
Auer, Tyson	.308	44	185	30	57	8	1	2	8	73	14	0	31	13	7	.360	.395	.755	0	2	1	2	0	0	0	0	42	0	2
Bailey, Dwayne	.143	3	7	0	1	0	0	0	0	1	0	0	3	0	0	.143	.143	.286	0	1	0	0	0	0	1	1	0	1	0
*Blackburn, Mitch	.056	7	18	0	1	0	0	0	0	1	1	0	7	0	0	.105	.056	.161	0	0	0	0	0	0	4	2	1	0	0
*Brannon, Nolan	.083	4	12	1	1	1	0	0	0	2	0	0	2	0	0	.083	.167	.250	0	0	0	0	0	0	0	0	0	4	1
*Brooks, Beau	.157	30	83	4	13	1	0	0	0	4	14	10	0	35	0	.255	.169	.424	0	1	1	3	0	0	0	0	0	30	1
Brossman, Jay	.149	26	94	8	14	4	0	1	8	21	5	0	22	0	1	.198	.223	.421	1	0	1	1	0	0	22	0	0	0	5
Campos, Jesus	.238	8	21	1	5	0	0	0	1	5	1	0	8	0	0	.273	.238	.511	0	1	0	1	0	4	2	1	0	0	1
*Cates, Richard	.175	22	57	5	10	4	0	0	2	14	5	1	13	1	1	.242	.246	.488	0	2	0	4	0	0	0	0	11	0	0
#Colmenares, Carlos	.275	54	189	29	52	4	2	0	8	60	26	0	41	8	6	.366	.317	.683	0	2	1	3	1	1	27	9	17	0	5
#Contreras, Ivan	.272	31	92	10	25	4	3	0	3	35	4	0	19	1	3	.302	.380	.683	0	1	0	0	1	13	6	6	4	0	7
De Los Santos, Anel	.225	20	71	4	16	4	0	1	5	23	1	0	14	1	2	.233	.324	.557	1	0	0	1	0	0	0	0	0	18	0
Demperio, Michael	.217	7	23	1	5	0	0	0	1	5	4	0	11	0	0	.333	.217	.551	0	0	0	0	0	0	6	1	0	0	0
Fuller, Clay	.168	63	208	18	35	3	0	4	22	50	17	1	59	6	4	.243	.240	.484	1	7	4	0	0	0	0	0	63	0	1
Gomeault, Nick	.422	11	45	9	19	2	0	3	11	30	4	0	8	2	2	.469	.667	1.136	0	0	0	1	0	0	0	0	6	0	0
*Jimenez, Jose	.071	5	14	0	1	1	0	0	0	2	2	0	0	3	0	.067	.143	.210	1	0	0	0	0	0	0	0	0	5	1
Jimerson, Charlton	.229	43	166	27	38	9	2	7	25	72	7	0	41	9	3	.267	.434	.701	1	0	0	2	7	0	0	0	32	0	1
*Kiniy, Rian	.147	25	75	3	11	3	1	0	3	16	4	0	14	0	2	.190	.213	.403	0	4	0	3	0	0	0	0	24	0	1
Lopez, Roberto	.239	85	276	35	66	13	1	7	41	102	29	2	53	0	5	.324	.370	.694	7	4	9	5	10	0	0	0	29	24	5
*McAnulty, Paul	.331	44	148	31	49	3	1	14	27	96	24	2	36	1	2	.426	.649	1.075	2	0	2	2	1	0	0	0	8	0	2
*Moore, Jeremy	.303	128	456	72	138	14	10	13	61	211	39	2	122	24	10	.358	.463	.821	5	5	3	7	0	0	0	0	124	0	13
*Mount, Ryan	.231	85	308	36	71	13	3	10	41	120	17	0	80	8	4	.279	.390	.668	1	0	4	4	0	0	37	30	0	14	0
*Navarro, Efrén	.267	128	453	46	121	24	2	6	50	167	31	2	47	6	4	.316	.369	.685	3	4	3	10	119	0	0	0	0	0	15
Nieves, Abel	.232	93	310	30	72	6	4	0	23	95	40	0	58	2	2	.321	.306	.628	3	7	2	6	1	0	30	39	5	0	13
#Perez, Darwin	.161	10	31	3	5	0	0	0	1	5	6	0	7	0	0	.297	.161	.459	0	0	0	0	1	0	0	0	10	0	2
Perez, Julio	.227	64	233	24	53	14	1	5	34	84	24	1	55	6	5	.307	.361	.667	1	0	3	5	0	0	0	0	57	0	3
Ramos, Kevin	.211	23	76	5	16	5	0	0	5	21	6	0	18	2	2	.265	.276	.541	1	3	0	2	0	9	8	6	0	0	7
#Romine, Andrew	.282	106	383	55	108	15	4	3	34	140	50	1	66	21	9	.370	.366	.736	2	13	5	4	0	0	0	0	104	0	13
Rosario, Alberto	.193	51	186	11	32	3	0	0	8	35	7	0	31	2	2	.224	.211	.435	1	5	0	2	0	0	0	0	0	49	6
#Statia, Hainley	.417	4	12	2	5	1	0	0	2	6	3	0	1	1	2	.533	.500	1.033	0	0	0	0	0	2	1	1	0	0	1
*Walker, Brian	.250	29	100	9	25	6	0	4	23	43	5	0	22	4	0	.290	.430	.720	1	0	1	1	0	0	0	0	0	19	0
Younger, Adam	.125	3	8	1	1	0	0	0	0	1	1	0	4	0	0	.222	.125	.347	0	0	0	0	0	0	0	0	3	0	0
TEAM TOTAL	.248	140	4534	535	1124	167	36	84	476	1615	399	12	952	123	81	.313	.356	.669	37	64	45	84							139

PITCHERS	GI																											
	W-L	ERA	G	GS	CG	SHO	SV	SVO	IP	H	R	ER	HR	HB	BB	IBB	SO	BK	WP	GO/AO	DP	WHIP	AVG	AB	TBF	SF	GFHLD	
Aldridge, Ryan	0-0	0.75	9	0	0	0	0	0	12.0	5	1	1	0	2	6	2	15	0	2	1.50	0	0.92	.125	40	49	0	1	3
*Anton, Michael	5-12	5.01	27	24	0	0	0	0	138.1	141	82	77	22	12	63	0	108	2	9	0.76	10	1.47	.271	521	611	7	0	0
Berg, Jeremy	1-0	1.50	20	0	0	0	1	1	24.0	15	5	4	0	2	5	0	26	0	1	1.25	2	0.83	.174	86	94	0	6	4
Brasier, Ryan	7-12	5.07	28	23	1	0	0	1	142.0	127	89	80	28	4	68	3	94	1	11	0.94	9	1.37	.242	525	609	8	0	0
*Browning, Barret	5-4	3.91	25	1	0	0	0	0	46.0	38	22	20	3	3	22	4	44	0	4	0.98	2	1.30	.225	169	195	1	6	0
Cabrera, Daniel	0-1	4.32	8	2	0	0	1	2	16.2	10	8	8	2	1	9	0	12	0	4	0.52	1	1.14	.172	58	69	1	2	1
Carmona, Ysmael	4-2	2.60	38	0	0	0	12	14	55.1	35	21	16	2	7	34	0	52	1	5	1.60	8	1.25	.188	186	232	2	21	5
Cates, Richard	0-0	0.00	1	0	0	0	0	0	1.0	2	0	0	0	0	0	0	0	0	0	0.00	0	2.00	.400	5	5	0	1	0
Chatwood, Tyler	4-6	3.82	12	12	1	1	0	0	68.1	72	38	29	3	2	27	0	36	0	7	1.50	10	1.45	.273	264	296	1	0	0
Diaz, Amalio	0-0	2.29	10	0	0	0	2	2	19.2	11	6	5	2	1	1	0	16	1	3	1.87	1	0.61	.155	71	73	0	3	1
*Fish, Robert	3-5	8.93	39	0	0	0	2	5	42.1	69	50	42	9	6	18	1	48	0	4	0.90	2	2.06	.356	194	224	3	12	3
*Flores, Manuel	1-5	5.81	9	9	1	0	0	0	48.0	63	36	31	2	4	13	1	26	1	3	1.38	4	1.58	.323	195	216	3	0	0
Geltz, Steven	1-0	2.41	16	0	0	0	0	0	18.2	9	5	5	0	1	16	1	36	0	2	0.64	1	1.34	.145	62	79	0	7	4
Haynes, Jeremy	3-0	6.14	30	0	0	0	0	1	48.1	45	34	33	1	4	13	1	75	5	2.03	.259	174	236	4	13	1	0	0	
Kiely, Tim	7-10	5.08	21	21	2	0	0	0	124.0	155	83	70	15	4	28	0	66	0	4	1.47	13	1.48	.308	503	547	5	0	0
Kohn, Michael	2-2	2.45	15	0	0	0	3	4	18.1	12	5	5	0	1	8	1	25	0	2	1.15	2	1.09	.194	62	72	0	13	0
Mendoza, Tommy	1-1	3.44	4	4	0	0	0	0	18.1	13	9	7	2	0	14	0	13	1	0.63	1	1.47	.197	66	81	0	0	0	
*Miller, Jayson	0-4	6.42	12	7	0	0	0	0	40.2	56	39	29	4	5	15	0	25	0	2	0.84	3	1.75	.322	174	195	1	3	0
*Navarro, Efrén	0-0	18.00	1	0	0	0	0	0	1.0	2	2	2	0	0	1	0	0	0	0	0.00	0	4.00	.600	5	7	1	1	0
Ortega, Anthony	0-1	8.04	10	0	0	0	1	15.2	21	18	14	4	0	0	14	0	12	0	3	0.94	2	2.23	.328	64	79	1	0	1
Oye, Matt	0-0	7.71	2	0	0	0	0	1	2.1	6	6	2	0	0	2	0	2	0	2	0.25	0	3.43	.429	14	16	0	2	0
Pugliese, Nick	0-0	1.80	3	0	0	0	0	0	5.0	6	1	1	0	0	4	0	8	2	0	0.50	0	2.00	.300	20	24	0	2	0
*Reckling, Trevor	3-6	4.56	14	14	1	0	0	0	79.0	74	49	40	4	6	35	0	62	0	11	0.86	6	1.38	.254	291	342	6	0	0
Rembisz, Bryan	0-0	4.50	4	0	0	0	0	0	4.0	3	3	2	1	0	3	0	3	0	0	0.29	0	1.50	.188	16	19	0	1	0
*Smith, Will	1-2	7.23	4	4	0	0	0	0	18.2	33	16	15	3	1	9	0	8	0	2	1.37	1	2.25	.398	83	96	0	0	0
*Taylor, Andrew	1-3	4.70	15	4	0	0	0	0	38.1	38	21	20	2	2	18	0	21	0	4	1.14	5	1.46	.284	144	167	1	4	3
Thorne, Jeremy	2-4	5.68	14	12	0	0	0	0	65.0	67	44	41	7	7	48	1	30	1	6	1.59	5	1.77	.272	246	305	2	1	0
Van Mil, Loek	0-0	0.00	1	0	0	0	0	0	1.0	0	0	0	0	0	1	0	0	0	0	2.00	0	1.00	.000	4	4	0	1	0
Walden, Jordan	1-1	3.35	38	0	0	0	8	13	43.0	44	18	16	2	0	22	2	38	0	5	1.52	2	1.53	.277	159	186	2	30	1
Wilding, Taylor	3-4	6.00	25	3	0	0	0	0	54.0	57	39	36	5	0	55	2	42	0	3	1.38	5	1.70	.310	216	251	3	3	4
Team Total	55-85	4.82	140	140	6	7	29	44	1209.0	1240	750	648	123	80	582	19	908	9	110	1.12	100	151	269	4616	5379	52	134	31



Angels Minor League Affiliates



**Inland Empire 66ers**  
(REPLACES RANCHO CUCAMONGA QUAKES)  
**CLASS A - CALIFORNIA LEAGUE**  
Arrowhead Credit Union Park  
280 South E Street  
San Bernardino, CA 92401  
(909) 888-9922  
(909) 888-5251 fax  
www.66ers.com

2010 Individual Statistics - W-L Record: 78-62

BATTERS	AVG	G	—GAMES BY POSITION—																OPS	SF	—GAMES BY POSITION—														OF	C	E
			AB	R	H	2B	3B	HR	RBI	TB	BB	IBB	SO	SB	CS	OBP	SLG	SA			HP	DP	1B	2B	3B	SS	LF	CF									
Alvarez, Ricky	.357	4	14	1	5	1	0	1	5	9	0	0	1	1	0	.438	.643	1.080	0	0	2	0	0	0	3	0	0	0	0	0	0	0	0	0	0		
*Amarista, Alexi	.303	72	297	39	90	19	6	4	39	133	19	2	42	17	10	.349	.448	.797	2	2	3	1	0	68	0	0	0	0	0	0	0	0	0	1	0		
Auer, Tyson	.332	65	256	57	85	6	8	3	27	116	23	0	42	40	12	.387	.453	.840	3	12	2	3	0	0	0	0	0	63	0	0	0	0	0	3	0		
Bailey, Dwayne	.239	20	67	9	16	2	1	0	10	20	4	0	6	5	1	.288	.299	.586	1	2	1	1	0	13	3	0	2	0	0	0	0	0	0	0	0		
*Baird, Dillon	.270	85	322	45	87	24	0	13	58	150	23	2	86	3	3	.323	.466	.789	4	0	4	10	1	0	56	0	0	0	0	0	0	0	0	17	0		
*Brooks, Beau	.158	54	165	22	26	8	0	3	17	43	24	1	65	1	0	.264	.261	.525	3	3	1	3	0	0	0	0	0	0	0	0	0	0	51	6	0		
Campos, Jesus	.230	17	61	10	14	1	1	1	10	20	2	0	14	0	1	.266	.328	.593	0	3	1	0	0	0	0	17	0	0	0	0	0	0	0	0	0		
Castillo, Angel	.259	127	467	72	121	22	3	21	70	212	41	0	140	12	6	.325	.454	.779	5	2	7	8	0	0	0	1	123	0	0	0	0	0	0	0	0		
*Cates, Richard	.277	23	83	7	23	2	1	0	12	27	4	0	17	0	1	.307	.325	.632	1	2	0	0	0	0	0	0	23	0	0	0	0	0	2	0	0		
Cisterna, Ryan	.333	1	3	0	1	0	0	0	0	1	0	0	2	0	0	.333	.333	.667	0	0	0	0	0	0	0	0	0	0	0	0	0	0	1	0	0		
#Colmenares, Carlos	.321	7	28	4	9	2	1	0	8	13	0	0	6	3	0	.345	.464	.809	0	0	1	0	1	1	0	3	1	0	0	0	0	0	0	0	0		
#Contreras, Ivan	.244	14	45	6	11	3	1	0	3	16	4	0	8	1	0	.306	.356	.662	0	3	0	0	0	0	3	0	3	7	0	0	0	0	0	0	0		
De Los Santos, Anel	.000	3	8	0	0	0	0	0	0	0	0	1	0	2	0	.200	.000	.200	0	1	1	0	0	0	0	0	0	0	0	0	0	0	3	0	0		
Fuller, Clay	.331	44	154	39	51	10	4	6	25	87	21	1	45	12	3	.434	.565	.999	0	2	7	0	0	0	0	0	0	38	0	0	0	0	0	0	0		
*Gomez, Rolando	.000	1	3	0	0	0	0	0	0	0	0	0	1	1	0	.000	.000	.000	0	1	0	0	0	0	0	0	0	0	0	0	0	0	0	0	0		
Jacobo, Gabriel	.296	133	541	82	160	26	7	22	107	266	24	1	94	6	9	.333	.492	.824	6	3	9	8	118	0	0	0	0	0	0	0	0	0	0	0	2	0	
Jimenez, Luis	.286	81	318	52	91	31	4	12	43	166	13	0	43	15	8	.324	.522	.846	3	4	6	8	0	0	47	0	0	0	0	0	0	0	0	9	0		
*Kinyri, Rian	.270	88	307	48	83	9	3	4	33	110	16	0	72	26	13	.308	.358	.666	5	8	3	7	0	0	0	0	84	0	0	0	0	0	0	0	0		
Lopez, Roberto	.346	46	182	33	63	19	1	5	42	99	13	0	35	5	2	.408	.544	.952	6	0	10	2	11	0	0	0	9	11	4	0	0	0	0	0	0		
Oliver, Eric	.271	54	181	26	49	14	0	4	30	75	19	3	32	1	1	.340	.414	.754	2	0	1	4	10	0	0	0	21	0	0	0	0	0	0	0	0		
#Perez, Darwin	.282	97	326	60	92	6	7	2	36	118	32	1	76	15	8	.352	.362	.714	2	13	4	0	0	0	0	90	0	0	0	0	0	0	0	12	0		
Ramos, Kevin	.238	36	122	14	29	8	0	0	7	37	6	0	21	3	0	.290	.303	.593	0	3	3	3	0	21	0	15	0	0	0	0	0	0	0	6	0		
*Rife, Jake	.233	9	30	2	7	1	0	0	0	8	2	1	11	1	0	.281	.267	.548	0	0	0	0	1	0	0	0	0	5	0	0	0	0	0	0	0		
Rosario, Alberto	.304	48	181	34	55	9	1	4	24	78	11	0	25	8	1	.355	.431	.786	3	10	5	8	0	0	0	0	0	0	0	0	0	48	2	0	0		
#Sumi, Ikkio	.238	35	101	6	24	3	0	0	4	27	7	0	31	0	0	.300	.267	.567	0	3	2	2	0	0	0	0	0	0	0	0	0	0	32	2	0		
Townsend, Jon	.243	83	268	28	65	12	0	6	24	95	29	0	89	7	5	.327	.354	.681	1	10	5	5	0	35	28	2	5	0	0	0	0	0	6	0	0		
Trout, Mike	.306	50	196	30	60	9	2	4	19	85	27	1	33	11	6	.388	.434	.821	3	5	1	2	0	0	0	0	50	0	0	0	0	0	0	0	0		
#Willits, Reggie	.267	5	15	3	4	1	0	0	1	5	4	0	2	2	0	.429	.333	.762	1	0	1	0	0	0	0	0	0	0	0	0	0	0	0	0	0		
Wilson, Bobby	.333	2	6	0	2	0	0	0	0	2	0	0	2	0	0	.333	.333	.667	0	0	0	0	0	0	0	0	0	0	0	0	0	0	0	0	0		
Younger, Adam	.282	21	61	9	16	4	3	2	8	32	8	0	24	1	2	.375	.525	.900	0	3	3	0	0	0	3	6	11	0	0	0	0	0	0	0	0		
TEAM TOTAL	.278	140	4808	738	1339	252	54	117	662	2050	377	13	1067	197	92	.338	.426	.765	51	95	83	80												107	0		

PITCHERS	W-L	ERA	G	GS	CG	SHO	SV	SVO	IP	H	R	ER	HR	HB	BB	IBB	SO	BK	WP	GO/AO	GI										TBF	SF	GFHLD	
																					DP	WHIP	AVG	AB										
Arenas, Orangel	7-3	4.55	17	17	0	0	0	0	97.0	93	54	49	9	4	45	0	71	0	7	2.07	9	1.42	.255	.364	.416	1	0	0	0	0	0	0	0	0
Berg, Jeremy	1-0	1.45	10	0	0	0	0	0	18.2	16	3	3	1	1	2	0	27	0	0	1.00	2	0.96	.232	.69	.72	4	0	4	1	0	0	0	0	0
Bulger, Jason	0-0	27.00	1	0	0	0	0	0	0.2	2	2	2	0	0	0	0	0	1	0	0.00	0	3.00	.500	4	4	0	0	0	0	0	0	0	0	0
Chaffee, Ryan	7-6	6.36	20	20	0	0	0	0	104.2	126	82	74	13	12	46	0	83	0	12	1.36	13	1.64	.301	.419	.485	6	0	0	0	0	0	0	0	0
Chatwood, Tyler	8-3	1.77	14	13	0	0	0	0	81.1	71	18	16	6	2	36	0	70	0	5	2.93	15	1.32	.241	.295	.335	1	0	0	0	0	0	0	0	0
* Corbin, Patrick	5-3	3.88	11	11	0	0	0	0	60.1	57	29	26	7	1	18	0	64	0	6	1.51	3	1.24	.247	.231	.253	2	0	0	0	0	0	0	0	0
Correa, Manuaurys	1-11	7.83	18	14	0	0	0	0	79.1	123	74	69	20	5	12	0	33	0	7	1.14	7	1.70	.357	.345	.370	5	1	1	0	0	0	0	0	0
* Fish, Robert	2-0	1.13	10	0	0	0	0	0	16.0	7	2	2	0	2	8	0	25	0	0	1.10	0	0.94	.132	.53	.64	0	2	4	0	0	0	0	0	0
* Flores, Manuel	5-9	4.23	17	17	0	0	0	0	104.1	120	56	49	8	1	22	0	46	0	6	1.80	8	1.36	.289	.415	.444	4	0	0	0	0	0	0	0	0
* Fuentes, Brian	0-0	0.00	1	1	0	0	0	0	1.0	0	0	0	0	0	0	0	1	0	0	1.00	0	0.00	.000	3	3	0	0	0	0	0	0	0	0	0
Geltz, Steven	3-1	3.44	22	0	0	0	2	3	34.0	20	14	13	4	3	10	0	51	1	0	0.79	2	0.88	.167	.120	.134	0	9	4	0	0	0	0	0	0
Haynes, Jeremy	1-0	2.45	11	0	0	0	1	1	18.1	15	8	5	1	1	8	0	16	0	3	2.70	3	1.25	.224	.67	.76	0	6	2	0	0	0	0	0	0
Hurst, Kyle	5-3	3.51	24	7	0	0	1	1	59.1	60	38	35	7	3	17	0	44	0	0	1.08	3	1.30	.261	.230	.251	0	10	0	0	0	0	0	0	0
Jang, Pil Joon	1-0	2.70	2	2	0	0	0	0	10.0	10	4	3	1	0	1	0	9	1	0	0.36	0	1.10	.256	.39	.40	0	0	0	0	0	0	0	0	0
* Kazmir, Scott	0-0	4.26	1	1	0	0	0	0	6.1	8	3	3	0	0	0	0	6	0	1	1.60	0	1.26	.296	.27	.27	0	0	0	0	0	0	0	0	0
Kennedy, Mike	0-0	1.93	4	0	0	0	0	1	4.2	5	1	1	0	0	7	1	0	1	0	3.33	0	2.57	.263	.19	.26	0	2	1	0	0	0	0	0	0
Lopez, Baudilio	0-0	1.25	13	0	0	0	0	0	20.0	14	8	5	2	1	10	0	14	0	1	1.75	0	1.20	.192	.73	.85	1	7	0	0	0	0	0	0	0
McKiernan, Eddie	3-2	3.40	55	0	0	0	28	32	55.2	47	23	21	5	0	20	3	57	1	4	1.31	3	1.20	.227	.207	.229	1	50	1	0	0	0	0	0	0
* Meyer, Matt	1-0	4.32	7	0	0	0	1	1	8.1	10	4	4	0	4	3	0	12	0	1	5.00	0	1.20	.278	.36	.39	0	0	0	0	0	0	0	0	0
Nabors, Kevin	1-0	0.00	7	0	0	0	1	1	9.2	4	0	0	0	0	1	2	7	0	0	1.44	1	0.62	.125	.32	.35	0	1	2	0	0	0	0	0	0
Oye, Matt	1-0	0.00	3	0	0	0	0	0	5.0	2	0	0	0	0	1	1	6	0	0	8.00	1	0.60	.118	.17	.19	0	3	0	0	0	0	0	0	0
Pena, Ariel	0-1	8.71	3	3	0	0	0	0	10.0	10	10	0	0	0	0	13	0	8	0	0.82	1	2.23	.270	.37	.50	0	0	0	0	0	0	0	0	0
Perez, Jose	1-2	4.16	36	0	0	0	1	6	71.1	67	35	33	10	2	29	0	73	0	2	0.94	2	1.35	.247	.271	.307	3	10	7	0	0	0	0	0	0
Piazza, Mike	1-1	1.40	10	1	0	0	0	0	19.1	11	3	3	0	1	6	0	27	0	3	1.14	1	0.88	.164	.67	.74	0	2	1	0	0	0	0	0	0
Pugliese, Nick	4-4	5.31	36	0	0	0	0	3	57.2	62	34	34	5	3	18	0	51	0	3	1.70	3	1.39	.274	.226	.248	0	14	5	0	0	0	0	0	0
Richards, Garrett	4-1	3.89	7	7	0	0	0	0	34.2	38	17	15	4	1	9	0	41	1	4	1.95	4	1.36	.281	.135	.147	0	2	0	0	0	0	0	0	0
Scholl, Chris	2-1	3.41	38	0	0	0	1	3	68.2	64	27	26	2	2	20	1	82	0	3	1.53	9	1.22	.250	.256	.282	2	7	9	0	0	0	0	0	0
Shoemaker, Matt	7-8	4.93	20	20	0	0	0	0	122.1	138	75	67	14	4	39	1	119	10	11	1.11	6	1.45	.283	.488	.531	0	0	0	0	0	0	0	0	0
* Smith, Will	2-2	4.58	6	6	0	0	0	0	37.1	36	23	19	4	0	13	0	31	0	1	0.95	3	1.31	.259	.139	.156	1	0	0	0	0	0	0	0	0
Stokes, Brian	0-0	9.00	1	0	0	0	0	0	1.0	2	1	1	0	0	0	0	1	0	0	1.00	0	2.00	.400	.5	.5	0	0	0	0	0	0	0	0	0
* Taylor, Andrew	4-1	2.06	20	0	0	0	0	0	35.0	24	9	8	1	0	14	0	39	0	3	1.28	1	1.09	.186	.129	.144	0	6	3	0	0	0	0	0	0
TEAM TOTAL	76-42	4.26	140	140	2	10	36	54	1252.1	1262	667	593	124	54	426	6	1116	5	94	143	100	135	262	4218	5341	29	138	42	0	0	0	0	0	0



Angels Minor League Affiliates




Orem Owlz  
ADVANCED ROOKIE - PIONEER LEAGUE  
Home of the Owls  
970 West University Parkway  
Orem, UT 84058  
(801) 377-BALL  
(801) 377-2345 fax  
www.oremowlz.com

2010 Individual Statistics - W-L Record: 39-36

BATTERS	AVG	G	GI —GAMES BY POSITION—																									
			AB	R	H	2B	3B	HR	RBI	TB	BB	IBB	SO	SB	CS	OBP	SLG	OPS	SF	SAC	HBP	DP	1B	2B	3B	SS	OF	C
Alliman, Terrell	.282	9	39	5	11	1	0	0	3	12	3	0	13	0	3	.333	.308	.641	0	0	2	0	0	0	0	6	0	3
Alvarez, Ricky	.211	25	90	10	19	7	0	2	12	32	0	29	0	0	0	.226	.356	.581	1	0	2	0	0	0	20	1	0	2
Arendse, Kevin	.111	4	9	0	1	0	0	0	0	1	0	0	1	0	0	.200	.111	.311	0	0	1	0	0	0	0	0	0	4
#Beuerlein, Drew	.225	15	40	8	9	3	0	0	8	12	4	0	10	0	0	.304	.300	.604	1	1	1	0	0	0	0	0	0	12
Broussard, Ryan	.203	43	123	19	25	6	0	1	11	34	11	0	23	2	3	.277	.276	.554	1	6	2	1	0	10	3	25	2	0
*Calhoun, Kole	.292	56	202	43	59	14	4	7	42	102	39	1	45	3	1	.411	.505	.916	2	1	3	3	0	0	0	0	55	0
Campos, Jesus	.190	6	21	1	4	1	0	0	2	5	1	0	5	0	1	.227	.238	.465	0	1	0	1	0	1	0	5	0	2
*Cates, Richard	.400	1	5	0	2	0	0	0	2	2	0	0	1	0	0	.400	.400	.800	0	0	0	0	0	0	0	0	1	0
Cisterna, Ryan	.100	6	10	1	1	0	0	0	1	1	2	0	4	0	0	.250	.100	.350	0	0	0	1	0	0	0	0	6	2
#Coward, Kaleb	.400	1	5	1	2	0	0	0	1	3	5	1	0	2	0	.500	1.000	1.500	0	0	0	0	0	0	1	0	0	1
*Decker, Brandon	.341	52	173	33	59	15	0	13	47	113	16	3	44	0	0	.429	.653	1.082	2	0	12	4	32	0	0	0	1	0
Eichelberger, Daniel	.252	42	115	19	29	2	5	3	15	50	5	0	25	2	2	.293	.435	.727	1	2	2	0	0	0	0	0	27	0
*Farnsworth, Nicholas	.260	60	200	33	52	11	1	8	34	89	29	0	73	1	1	.356	.445	.801	2	0	2	3	44	0	0	0	0	8
*Gomez, Rolando	.250	55	192	27	48	8	5	4	20	78	13	0	55	7	4	.298	.406	.704	0	1	0	2	0	0	0	52	0	16
Hatton, Wes	.301	66	246	37	74	9	7	4	37	109	15	0	71	5	2	.337	.443	.780	5	6	1	7	0	66	0	0	0	19
*Heid, Andrew	.362	68	287	62	104	12	1	9	34	145	35	0	40	9	6	.435	.505	.940	3	4	4	2	0	0	0	0	68	0
*Nichols, Thomas	.239	61	218	35	52	16	0	9	36	95	13	0	64	1	0	.310	.436	.746	3	4	11	3	0	0	56	0	1	12
#Oldfield, Andrew	.136	32	81	12	11	3	0	1	3	17	6	1	34	0	1	.228	.210	.438	1	4	4	0	0	0	0	0	0	32
*Pardo, Braulio	.000	1	4	0	0	0	0	0	0	0	0	0	2	0	0	.000	.000	.000	0	0	0	0	0	0	0	0	1	3
*Rife, Jake	.343	29	105	21	36	1	3	4	19	55	11	1	20	7	2	.408	.524	.932	2	2	2	2	0	0	0	0	8	0
Sodders, Michael	.253	33	99	18	25	5	0	5	17	45	8	0	31	0	0	.315	.455	.769	0	1	1	1	11	5	4	0	0	4
Tignor, Hampton	.192	42	120	12	23	2	0	0	7	25	8	0	30	0	0	.269	.208	.477	1	4	5	1	0	0	0	0	40	6
Witherspoon, Travis	.309	71	298	57	89	11	3	10	45	136	24	0	73	20	0	.365	.472	.837	1	8	2	3	0	0	0	0	71	0
TEAM TOTAL	.275	75	2672	454	735	127	29	81	398	1163	244	6	695	57	26	.345	.435	.780	26	45	55	36						111

PITCHERS	GI																								
	W-L	ERA	G	GS	CG	SHO	SV	SVO	IP	H	R	ER	HR	HB	BB	IBB	SO	BK	WP	GO/AO	DP	WHIP	AVG	AB	TBF
Almeida, Yeison	2-0	4.76	10	0	0	0	0	0	17.0	19	9	9	3	1	5	0	13	0	3	0.94	0	1.41	.284	67	73
Andrew, Carson	0-1	3.45	6	0	0	0	0	0	15.2	12	7	6	1	2	2	0	14	0	2	1.38	2	0.89	.194	62	66
*Blanco, Joshua	1-4	5.87	14	6	0	0	0	0	38.1	37	31	25	3	3	30	1	42	1	6	0.72	1	1.75	.264	140	181
Cendejas, Eric	1-0	5.79	3	0	0	0	0	1	4.2	5	4	3	0	1	5	2	4	0	0	0.43	0	2.14	.278	18	27
Diemer, Brian	2-1	5.48	20	4	0	0	0	1	44.1	40	30	27	1	8	30	1	45	0	6	1.24	2	1.58	.235	170	208
Fowler, Seth	0-0	8.50	11	1	0	0	0	0	18.0	27	21	17	3	1	11	0	10	0	4	0.95	0	2.11	.338	80	95
George, Bryant	4-1	1.98	20	0	0	0	1	3	41.0	37	11	9	1	1	15	2	44	0	2	1.81	3	1.27	.243	152	171
*Giardina, Carmine	3-3	5.51	14	6	0	0	0	0	32.2	58	23	20	2	2	11	0	31	0	8	2.56	4	2.11	.400	145	158
Graham, Caleb	2-1	3.45	19	0	0	0	1	2	28.2	33	16	11	1	5	16	2	30	1	1	0.75	3	1.71	.284	116	140
Gregersen, Erik	0-0	7.71	2	0	0	0	0	0	2.1	0	2	2	0	2	4	0	5	0	2	1.00	0	1.71	.000	7	13
Jang, Pil Joon	2-3	3.96	15	15	0	0	0	0	75.0	88	49	33	7	5	16	1	39	1	7	1.27	6	1.39	.290	303	329
Johnson, Kevin	1-4	4.75	18	9	0	0	0	2	60.2	71	37	32	3	1	24	3	44	2	9	2.14	9	1.57	.293	242	270
Kinzer, Taylor	1-1	4.85	16	0	0	0	0	0	26.0	34	16	14	1	1	9	2	24	0	1	1.35	2	1.65	.333	102	114
La Tempa, Justin	1-2	2.84	5	0	0	0	0	1	6.1	4	5	2	0	0	2	0	5	0	1	1.60	0	0.95	.190	21	26
*Meade, Aaron	0-2	5.87	7	6	0	0	0	0	15.1	14	13	10	1	1	13	0	9	0	1	1.25	1	1.76	.233	60	74
Melioris, Joe	0-0	14.40	3	0	0	0	0	0	5.0	12	8	8	3	0	0	0	3	0	1	1.00	1	2.40	.462	26	26
*Nichols, Heath	4-2	3.57	7	7	1	0	0	0	35.1	30	17	14	2	0	13	0	26	0	5	1.52	5	1.22	.226	133	146
Oye, Matt	0-0	1.69	3	0	0	0	1	1	5.1	5	1	1	0	1	1	0	6	0	1	4.00	0	1.13	.227	22	25
Piazza, Mike	0-0	5.84	8	0	0	0	1	1	12.1	16	9	8	3	1	7	0	17	2	1	0.70	0	1.86	.320	50	58
Reynolds, Daniel	0-0	0.00	4	0	0	0	0	0	5.0	2	0	0	0	0	1	0	4	0	0	0.67	0	0.60	.125	16	17
Roach, Donn	4-1	6.04	16	10	0	0	0	1	53.2	64	39	36	6	7	16	1	59	1	7	5.25	7	1.49	.294	218	243
*Robinson, Dakota	1-5	5.21	21	0	0	0	0	2	38.0	45	25	22	3	0	12	1	28	0	6	1.44	6	1.50	.306	147	163
*Russell, Max	4-0	3.41	7	6	0	0	0	0	31.2	27	12	12	4	4	3	0	31	0	3	1.52	3	0.95	.229	118	125
Schugel, AJ	2-2	8.59	6	0	0	0	1	1	7.1	8	7	7	0	0	6	0	9	0	0	2.25	0	1.91	.267	30	36
Tillman, Daniel	2-2	1.95	22	0	0	0	10	13	32.1	23	8	7	0	3	10	2	50	0	5	0.69	1	1.02	.195	118	132
Tullo, Aaron	2-1	2.05	7	5	0	0	0	0	22.0	16	6	5	0	2	8	1	21	0	1	1.00	2	1.09	.205	78	90
TEAM TOTAL	39-36	4.50	75	75	1	3	15	29	674.0	727	406	337	48	52	270	19	613	7	83	1.41	58	1.48	.275	2641	3006

Angels Minor League Affiliates



Tempe Angels  
ROOKIE - ARIZONA SUMMER LEAGUE  
Angels Minor League Complex  
225 West Westcourt Way  
Tempe, AZ 85282  
(480) 858-7555

2010 Individual Statistics - W-L Record: 24-31

BATTERS	GI —GAMES BY POSITION—																											
	AVG	G	AB	R	H	2B	3B	HR	RBI	TB	BB	IBB	SO	SB	CS	OBP	SLG	OPS	SF	SAC	HBP	DP	1B	2B	3B	SS	OF	C
Arendse, Kevin	.222	8	27	3	6	1	0	0	1	7	2	0	8	0	0	.300	.259	.559	0	0	1	0	0	0	0	0	0	8
*Baird, Dillon	.231	4	13	4	3	1	0	0	0	4	2	0	2	0	0	.333	.308	.641	0	0	0	1	0	0	3	0	0	0
Barber, George	.235	7	17	4	4	1	0	0	1	5	2	0	7	1	0	.381	.294	.675	0	1	2	1	0	0	0	0	7	0
#Beuerlein, Drew	.250	9	36	5	9	1	0	0	3	10	2	0	16	1	0	.308	.278	.585	0	0	1	0	0	0	0	0	0	7
*Blackburn, Mitch	.204	14	49	3	10	1	0	0	5	11	3	0	11	0	1	.255	.224	.479	2	1	1	1	0	0	0	14	0	3
Bolaski, Michael	.230	43	165	15	38	6	0	0	14	44	11	0	45	2	4	.291	.267	.557	0	0	3	6	4	2	36	0	0	15
Bolden, Ryan	.187	44	150	17	28	1	5	0	16	39	14	0	68	11	7	.278	.260	.538	0	5	2	0	0	0	0	44	0	6
Brossman, Jay	.000	2	3	0	0	0	0	0	0	0	1	0	0	0	0	.250	.000	.250	0	0	0	0	0	0	2	0	0	1
Campos, Jesus	.429	2	7	0	3	1	0	0	0	4	1	0	1	0	1	.500	.571	1.071	0	0	0	0	0	0	1	1	0	0
*Clarke, Chavez	.216	38	162	26	35	5	7	3	16	63	14	0	55	9	2	.294	.389	.683	0	0	4	4	0	0	0	0	37	0
#Coward, Caleb	.143	6	21	0	3	0	0	0	4	3	0	0	6	0	0	.136	.143	.279	1	0	0	0	0	2	0	0	0	1
De Los Santos, Anel	.167	2	6	0	1	0	0	0	2	1	0	0	1	0	0	.143	.167	.310	1	0	0	0	0	0	0	0	2	0
Grichuk, Randal	.327	12	49	7	16	3	2	4	10	35	3	0	9	0	0	.365	.714	1.080	0	0	1	0	0	0	0	8	0	0
Invine, Steven	.266	25	79	17	21	6	1	0	11	29	17	0	17	1	0	.339	.367	.705	1	2	1	2	0	6	12	0	5	3
*Lindsey, Taylor	.284	45	194	26	55	12	6	0	18	79	12	0	33	8	3	.325	.407	.733	2	1	3	0	45	0	0	0	0	6
Mallard, James	.250	4	16	1	4	2	0	0	3	6	2	0	9	0	0	.333	.375	.708	0	0	0	1	2	0	0	0	0	0
*Mitchell, Gary	.231	40	134	20	31	4	4	0	13	43	17	0	59	7	1	.325	.321	.646	1	1	2	0	0	0	0	39	0	5
#Pardo, Braulio	1.000	1	1	0	1	0	0	0	0	1	1	0	0	0	0	1.000	1.000	2.000	0	0	0	0	0	0	0	0	1	0
*Rife, Jake	.276	27	105	15	29	4	6	0	12	45	11	0	22	2	3	.350	.429	.779	0	1	0	0	0	0	0	16	0	4
Rivers, Ryan	.174	20	69	7	12	2	0	0	5	14	4	0	28	0	0	.240	.203	.443	0	2	0	15	0	0	0	0	0	4
Rodriguez, J.C.	.242	33	128	19	31	3	3	7	20	61	11	0	42	1	0	.306	.477	.782	3	0	2	3	0	0	0	0	0	21
Sanford, Taylor	.247	23	81	11	20	2	0	1	9	25	7	0	30	0	2	.307	.309	.615	0	0	5	0	0	0	0	0	20	1
*Sneel, James	.000	3	6	0	0	0	0	0	0	0	0	0	1	0	0	.000	.000	.000	0	0	0	0	0	0	0	0	2	0
So, Eduardo	.125	17	48	3	6	1	1	0	2	9	4	0	22	1	0	.192	.188	.380	0	1	0	1	0	2	4	10	0	7
#Soto, Wendell	.260	32	127	14	33	2	2	0	16	39	10	0	36	13	4	.319	.307	.626	0	1	1	0	0	0	0	30	0	14
Turner, Michael	.118	16	51	4	6	0	0	0	5	6	4	0	22	3	1	.182	.118	.299	0	2	0	2	0	0	0	0	12	2
*Yakubik, Jerod	.307	41	153	26	47	10	3	0	22	63	17	1	27	2	2	.389	.412	.800	1	0	4	1	36	0	0	0	3	0



# Medical Glossary

**ABSCESS-** An infection that produces pus; can be the result of a blister, callus, penetrating wound or laceration.

**ANAPHYLATIC SHOCK-** Shock that is caused by an allergic reaction.

**ANTERIOR COMPARTMENT SYNDROME-** Condition in which swelling within the anterior compartment of the lower leg jeopardizes the viability of muscles, nerves and arteries that serve the foot. In severe cases, emergency surgery is necessary to relieve the swelling and pressure.

**ANTERIOR CRUCIATE LIGAMENT (ACL)-** A primary stabilizing ligament within the center of the knee joint that prevents hyperextension and excessive rotation of the joint. A complete tear of the ACL necessitating reconstruction could require up to 12 months of rehabilitation.

**ANTI-INFLAMMATORY-** Any agent which prevents inflammation, such as aspirin or ibuprofen.

**ARTERIOGRAM-** A film demonstrating arteries after injection of a dye.

**ARTHROGRAM-** X-Ray technique for joints using air and/or dye injected into the affected area; useful in diagnosing meniscus tears of the knee and rotator cuff tears of the shoulder.

**ARTHROSCOPE-** An instrument used to visualize the interior of a joint cavity.

**ARTHROSCOPY-** A surgical examination of the internal structures of a joint by means for viewing through an arthroscope. An arthroscope procedure can be used to remove or repair damaged tissue or as a diagnostic procedure in order to inspect the extent of any damage or confirm a diagnosis.

**ASPIRATION-** The withdrawal of fluid from a body cavity by means of a suction or siphonage apparatus, such as a syringe.

**Atrophy-** To shrivel or shrink from disuse, as in muscular atrophy.

**AVASCULAR NECROSIS-** Death of a part due to lack of circulation.

**AVULSION-** The tearing away, forcibly, of a part or structure.

**BAKER'S CYST-** Localized swelling of a bursa sac in the posterior knee as a result of fluid that has escaped from the knee capsule. A Baker's cyst indicates there is trauma inside the knee joint that leads to excessive fluid production.

**BONE SCAN-** An imaging procedure in which a radioactive-labeled substance is injected into the body to determine the status of a bone injury. If the radioactive substance is taken up by the bone at the injury site, the injury will show as a "hot spot" on the scan image. The bone scan is particularly useful in the diagnosis of stress fractures.

**BRACHIAL PLEXUS-** Network of nerves originating from the cervical vertebrae and running down to shoulder, arm, hand, and fingers.

**BURSA-** A fluid-filled sac that is located in areas where friction is likely to occur, then minimizes the friction; for example between a tendon and bone.

**CAPSULE-** An enclosing structure which surrounds the joint and contains ligaments which stabilize that joint.

**CAT SCAN-** Use of a computer to produce a cross sectional view of an anatomical part being investigated from x-ray data.

**CELLULITIS-** Inflammation of cellular or connective tissue.

**CERVICAL VERTEBRAE-** Group of seven vertebrae located in the neck.

**COLLATERAL LIGAMENT-** On either side of and acting as a radius of movement, a hinge joint, as of the elbow, knee and wrist.

**COLLES' FRACTURE-** A fracture of the distal end of the radius with the lower end being displaced backward.

**CONCUSSION-** Jarring injury of the brain resulting in dysfunction. It can be graded as mild, moderate or severe depending on loss of consciousness, amnesia and loss of equilibrium.

**CORTICAL STEROIDS-** Used to suppress joint inflammation.

**COSTOCHONDRAL-** Cartilage that separates the bones within the rib cage.

**DEGENERATIVE JOINT DISEASE-** Changes in the joint surfaces as a result of repetitive trauma.

**DELTOID LIGAMENT-** Ligament that connects the tibia to bones of the medial aspect of the foot and is primarily responsible for stability of the ankle on the medial side. Is sprained less frequently than other ankle ligaments.

**DELTOID MUSCLE-** Muscles at the top of the arm, just below the shoulder, responsible for shoulder motions to the front, side and back.

**DISC, INTERVERTEBRAL-** A flat, rounded plate between each vertebrae of the spine. The disc consists of a thick fiber ring which surrounds a soft gel-like interior. It functions as a cushion and shock absorber for the spinal column.

**DISLOCATION-** Complete displacement of joint surfaces.

**DUSKY-** Areas of decreased temperature may indicate arterial compromise and decrease tissue viability.

**ECCYMOSSIS-** Bleeding into the surface tissue below the skin, resulting in a 'black and blue' effect.

**EDEMA-** Accumulation of fluid in organs and tissues of the body; swelling.

**EFFUSION-** Accumulation of fluid, or the knee itself, in various spaces in the body. Commonly, the knee has an effusion after an injury.

**ELECTROMYOGRAM (EMG)-** Test to determine nerve function.

**EPICONDYLITIS-** Inflammation in the elbow due to overuse.

**ERYTHEMA-** Inflammatory redness of the skin.

**EXUDATE-** Any fluid that has exuded out of a tissue or its capillaries, specifically because of injury or inflammation.

**FRACTURE-** Breach in continuity of a bone. Types of fractures include simple, compound, comminuted, greenstick, incomplete, impacted, longitudinal, oblique, stress or transverse.

**GADOLINIUM MRI-** The chemical gadolinium is injected into the joint being studied to enhance the diagnosis image of the structures under investigation.

**GRADE ONE INJURY-** A mild injury in which ligament, tendon, or other musculoskeletal tissue may have been stretched or confused, but not torn or otherwise disrupted.

**GRADE TWO INJURY-** A moderate injury when musculoskeletal tissue has been partially, but not totally torn which cause appreciable limitation in function of the injured tissue.

**GRADE THREE INJURY-** A severe injury in which tissue has been significant, and in some cases totally, torn or otherwise disrupted causing a virtual loss of function.

**HEMATOMA-** Tumor-like mass produced by an accumulation of coagulated blood in a cavity.

**ILLIOTIBIAL BAND-** A thick, wide fascial layer than runs from the iliac crest to the knee joint and is occasionally inflamed as a result of excessive running.

**INFLAMMATION-** The body's natural response to injury in the which the injury site might display various degrees of pain, swelling, heat, redness and/or loss of function.

**LABRUM-** An edge, rim or lip-shaped structure found in the shoulder joint.

**LIGAMENT-** Band of fibrous tissue that connects bone-to-bone or bone to cartilage and supports and strengthens joints.

**MAGNETIC RESONANCE IMAGING (MRI)-** Imaging procedure in which a radio frequency pulse causes certain electrical elements of the injured tissue to react to this pulse and through this process a computer display and permanent film establish a visual image. MRI does not require radiation and is very useful in the diagnosis of soft tissue, disc and meniscus injuries.

**MENISCECTOMY-** An intra-articular surgical procedure of the knee by which all or part of the damaged meniscus is removed.

**MENISCUS-** Crescent shaped cartilage, usually pertaining to the knee joint; also known as "cartilage." There are two menisci in the knee, medial and lateral. These work to absorb weight within the knee and provide stability.

**METACARPALS-** Five long bones of the hand running from the wrist to the fingers.

**METATARSALS-** Five long bones of the foot, running from the ankles to the toes.

**PATELLA TENDINITIS-** Inflammation of the patellar ligament; also known as "jumper's knee."

**PATELLOFEMORAL JOINT-** Articulation of the kneecap and femur. Inflammation of this joint can occur through: 1) acute injury to the patella, 2) overuse from excessive running particularly if there is an associated knee weakness, 3) chronic wear and tear of the knee, 4) as a result of poor foot mechanics. Patellofemoral irritation can lead to chondromalacia, which in its more chronic condition, could require surgery.

**PHLEBITIS-** Inflammation of a vein.

**PLICA-** Fold of tissue in the joint capsule and a common result of knee injury.

**POSTERIOR CRUCIATE LIGAMENT (PCL)-** A primary stabilizing ligament of the knee that provides significant stability and prevents displacement of the tibia backward within the knee joint. A complete tear of this ligament necessitating reconstruction could require up to 12 months rehabilitation.

**RECONSTRUCTION-** Surgical rebuilding of a joint using natural, artificial or transplanted materials.

**REFERRED PAIN-** Pain felt in an undamaged area of body away from the actual injury.

**ROTATOR CUFF-** Comprised of four muscles in the shoulder area that can be irritated by overuse. The muscles are the supraspinatus (most commonly injured), infraspinatus, teres minor, and subscapularis.

**ROTATOR CUFF IMPINGEMENT SYNDROME-** A microtrauma or overuse injury caused by stress, and the four stages are 1) tendentious with temporary thickening of the bursa and rotator cuff, 2) fiber dissociation in the tendon with permanent thickening of the bursa and scar formation; 3) a partial rotator cuff tear of less than one centimeter; and 4) a complete tear of one centimeter or more.

**SCAPULA-** Shoulder blade.

**SCIATICA-** Irritation of the sciatic nerve resulting in pain or tingling running down the inside of the leg.

**SCIATIC NERVE-** Major nerve that carries impulses for muscular action and sensations between the low back and thigh and lower leg; it is the longest nerve in the body.

**SHIN SPLINT-** A catch-all syndrome describing pain in the shin that is not a fracture or tumor and cannot be defined otherwise.

**SPONDYLITIS-** Inflammation of one or more vertebrae.

**SPONDYLOLISTHESIS-** Forward displacement of one vertebrae over another below it due to a developmental defect in the vertebrae.

**SPONDYLOSIS-** Abnormal vertebral fixation or immobility.

**SPRAIN-** Injury resulting from a stretch or twist of the joint and causes various degrees of stretch or tear of a ligament or other soft tissue at the joint.

**STRAIN-** Injury resulting from a pull or torsion to the muscle or tendon that causes various degrees of stretch or tear to the muscle or tendon tissue.

**STRESS FRACTURE-** A hair-line type of break in a bone caused by overuse.

**STRESS X-RAY-** A continual x-ray taken when a portion of the body is stressed to its maximum in order to determine joint stability. This is a test utilized in some ankle injuries.

**SUBLAXATION-** Partial dislocation of a joint. The term usually implies that the joint can return to its normal position without formal reduction.

**TARSALS-** Group of seven bones of the foot consisting of the calcaneus, talus, cuboid and three cuneiform bones.

**TENDINITIS-** Inflammation of the tendon and/or tendon sheath, caused by chronic overuse or sudden injury.

**TENDON-** Tissue that connects muscle to bone.

**THORACIC OUTLET COMPRESSION SYNDROME-** A neuro-vascular disorder or the upper extremity common in throwing.

**TOMOGRAPH-** A special type of x-ray apparatus that demonstrates an organ or tissue at a particular depth.

**TRANSVERSE PROCESS-** Small lateral projection off the right and left side of each vertebrae that functions as an attachment site for muscles and ligaments of the spine.

**TRIANGULAR CARTILAGE-** A connective tissue characterized by its nonvascularity and firm consistency; located on the little finger side of the wrist.

**ULNA COLLATERAL LIGAMENT-** A band of fibrous tissue connecting two or more bones, cartilage, or other structures, or serving as support for fasciae or muscles located on the inside of the elbow (ligament that is replaced for the "Tommy John" surgery).

**ULNAR NERVE-** Nerve in the elbow commonly irritated by excessive throwing.

**WRIST-** The junction between the forearm bones (radius and ulna) and eight wrist bones (trapezium, capitate, hamate, pisiform, trapezoid, lunate and scaphoid).

NOTE: This list is not meant to be all-inclusive nor should it be use as a substitute for physician's diagnosis and/or description of an injury or illness. For further information, please check with the team's communications staff.



# Transaction Glossary

Minor league players are generally under contract to a major league club and are signed to play for a minor league club (1) that the major league club owns or (2) that has a Player Development Contract with the major league club. Major league clubs may freely assign their minor league players among their affiliated minor league clubs, subject to certain league age and service requirements. The following glossary describes some terms used in minor league transactions. References to “players” in the glossary apply only to minor league players.

## ACTIVE LIST

The roster of players eligible to participate in a game:

- For Triple-A and Class AA clubs, the Active List is 24 players from opening day through the end of the championship season.
- For Class A Clubs, the Active List is 25 players from opening day through the end of the championship season.
- For short-season Class A clubs, the Active List is 30 players, only 25 of whom may be in uniform and eligible to play in a given game, from opening day through the end of the championship season.
- For rookie clubs, the Active List is 35 players, only 30 of whom may be in uniform and eligible to play in a given game, from opening day through the end of the championship season.

## DESIGNATED FOR ASSIGNMENT:

When a club that has reached its 40 and/or 25-man roster limit, either reinstates a player or wishes to acquire another player, notice must be given to release or designate for assignment an equal number of players. The player(s) so notified must be released or have their contract assigned within 10 days of notification.

## DISABLED LIST

An injured minor league player may be placed on this list during the championship season only. A player on the Disabled List must remain there for a minimum period of seven days before the player can be reinstated to the Active List. A player on the Disabled List does not count against a club’s Active List limits, but does count against a club’s Reserve List limits.

## FREE AGENT

A minor league player is a free agent, able to sign with any club, when the term of the player’s minor league contract has expired. If the player has not re-signed with the same Club, the player becomes a minor league free agent on October 15 at 5 p.m. (ET).

## INELIGIBLE LIST

A player found to have committed misconduct may be placed on this list. There is no minimum number of days the player must remain on the Ineligible List before the player can be reinstated. A player on the Ineligible List does not count against a Club’s Active List limits or its Reserve List limits.

## LOAN

A minor league player’s contract may be loaned from one organization to another, so long as the new club is also under the jurisdiction of the Commissioner of Baseball. The assignor club retains contractual rights to the player. The player must be returned to the assignor club at the end of the championship season. Loans of players are most commonly made to Mexican League clubs. A player is said to be “returned” when he is given back to his original team.

## MAJOR LEAGUE REHABILITATION ASSIGNMENT

A major league player may be assigned to a minor league affiliate for the purpose of injury rehabilitation for a maximum of 20 days for non-pitchers and 30 days for pitchers. The player continues to receive his major league salary and any service with the minor league club is deemed as major league service. Rehab assignments do not count as optional assignments.

## OPTIONS

To assign a player from the active 25-man roster to a minor league affiliate with right of recall. A player on the 40-man roster and in the minor leagues is on an “optional assignment”. The player must serve at least 10 days on option unless they are replacing a player placed on the disabled list. Players have three option years and can be sent up and down as many times as the Major League club chooses within those seasons but will only be charged with one option per season. When a player is out of options, he will have to clear irrevocable waivers in order to be removed from the 40-man roster and sent to the minor leagues.

## OUTRIGHT ASSIGNMENT

A player who is traded from one major league organization to another is assigned outright. The assignor club transfers all contractual rights regarding the player to the assignee club.

## RECALLED

A player on the 40-man roster is “recalled” to the major league club.

## REHABILITATION ASSIGNMENT

A minor league player on either the Disabled List or Emergency Disabled List may be sent to a short-season Class A or rookie classification minor league club to play on a rehabilitation assignment, while the player remains on the Disabled List or Emergency Disabled List of the player’s original Club. A rehabilitation assignment may not exceed 20 days for non-pitchers or 30 days for pitchers. A player on a minor league rehabilitation assignment does not count against the Active List or Reserve List limits of the club for which the player is playing on the rehabilitation assignment.

## RELEASE

A player’s contract is terminated and the player becomes a free agent.

## RESERVE LIST

The roster of players eligible for placement on the Active List:

- For Triple-A, the Reserve List limit is 38 players.
- For Class AA, the Reserve List limit is 37 players.
- For Class A, short-season and rookie, the Reserve List limit is 35 players.

## RESTRICTED LIST

A player who fails to report or fails to sign a contract with the club to which the player is reserved may be placed on the Restricted List. There is no minimum number of days the player must remain on the Restricted List before the player can be reinstated to the Active List. A player on the Restricted List does not count against a club’s Active List limits or its Reserve List limits.

## SELECTED/CONTRACT PURCHASED

A player that is not on the 40-man roster has his contract selected or purchased by the major league club and must be added to the 40-man roster.

# Transaction Glossary

## SUSPENDED LIST

A player may be placed on the Suspended List for misconduct or rule or contract violations. There is no minimum amount of days the player must be on the Suspended List before the player can be reinstated to the Active List. A player on the Suspended List does not count against a club’s Active List limits, but the player does count against its Reserve List limits.

## TEMPORARILY INACTIVE LIST

A player with an excused absence to perform personal obligations is placed on this list. The player must be on the Temporarily Inactive List for a minimum of three days before the player can be reinstated to the Active List. A player on the Temporarily Inactive List does not count against a club’s Active List limits, but does count against its Reserve List limits.

## TRANSFER

Minor league player is moved from one minor league club to another within the same major league organization.

## WAIVERS

A permission granted from all 30 clubs to assign a major league player’s contract to another major league team or minor league affiliate. Such permission is granted only for a specific time period from 2 p.m. (ET) any business day until 1 p.m. (ET) on the second business day. The actual request is filed through the Commissioner’s Office and is not disclosed to the public until the contract is rewarded. Priority for the claim is given to the club with the lowest winning percentage if there are multiple claims. If there is only one claim, then the waiver is awarded to that team. No club is permitted to exceed the 40-man roster or the 25-man roster. If a claim is made which will exceed the roster limit, then a different player must be designated for waivers.



# Baseball Calculations

## Assists

An assist shall be credited to each fielder who throws or deflects a batted or thrown ball in such a way that a putout results, or would have resulted except for a subsequent error by any fielder. Only one assist and no more shall be credited to each fielder who throws or deflects the ball in a run-down play which results in a putout, or would have resulted in a putout, except for a subsequent error.

## Batting Average

Divide the numbers of at-bats into the number of hits.

## Slugging Percentage

Divide the total bases of all safe hits by the total number of at-bats.

## On Base Percentage

Take the total number of hits, walks, and hit-by-pitches and divide by the total number of at-bats, walks, hit-by-pitches, and sacrifice flies. Times awarded first base on interference or obstruction are not figured into on base percentage.

## Consecutive Game Hitting Streak

A consecutive-game hitting streak shall not be terminated if all the player's plate appearances result in a walk, hit batsman, defensive interference or a sacrifice bunt. The streak shall terminate if the player has a sacrifice fly and no hit.

## Consecutive Games Played Streak

A consecutive-game streak shall extend if the player plays one half-inning on defense, or if he completes a time at bat by reaching base or being put out. A pinch-running appearance shall not extend the streak. If a player is ejected from a game by an umpire before he complies with the requirements of this rule, his streak shall continue.

## Determining the Magic Number

Determine the number of games yet to be played, add one, then subtract the number of games ahead in the lost column of the standings from the closest opponent.

## Earned Run Average

Multiply earned runs by 9 and then divide by innings pitched.

## Fielding Percentage

Divide the total putouts and assists by total putouts, assists and errors.

## Saves for Relief Pitchers

Credit a pitcher with a save when he meets all three of the following conditions:

- He is the finishing pitcher in a game won by his club; and
- He is not the winning pitcher; he must be credited with at least 1/3 of an inning pitched and
- He qualifies under one of the following conditions:
  1. He enters the game with a lead of no more than three runs and pitches for at least one inning; or
  2. He enters the game, regardless of the count, with the potential tying run either already on base, at bat or on deck; or
  3. He enters the game, regardless of how large the lead is, and pitches effectively as he completes the last three innings of the game.

No more than one save may be credited in each game.

## Winning Pitcher

The starting pitcher will be credited with the win only if he has pitched at least five complete innings and his team not only is in the lead when he is replaced, but remains in the lead the remainder of the game. When the starting pitcher does not meet the preceding criteria and more than one relief pitcher is used, the victory shall be awarded on the following basis:

- When, during the tenure of the starting pitcher, the winning team assumes the lead and maintains it to the finish of the game, credit the victory to the relief pitcher judged by the scorer to have been the most effective.
  - Whenever the score is tied, the game becomes a new contest insofar as the winning and losing pitcher is concerned.
  - Once the opposing team assumes the lead, all pitchers who have pitched up to that point are excluded from being credited with the victory except the current pitcher.
  - The winning relief pitcher shall be the one who is the pitcher of record when his team assumes the lead and maintains it to the finish of the game.
- EXCEPTION:** Do not credit a victory to a relief pitcher who is ineffective in a brief appearance, when a succeeding relief pitcher pitches effectively in helping his team maintain the lead. In such cases credit the succeeding relief pitcher with the victory.

## Tyler Chatwood

2010 Angels Minor League Pitcher of the Year







# 2011 ANGELS SCHEDULE



## MAR./APRIL

SUN	MON	TUE	WED	THU	FRI	SAT
27 KCOP SD* 2:05	28 LAD* 7:10	29 FSW 7:05	30	31 FSW KC 1:10	1 KCOP KC 5:10	2 FSW KC 10:10
3 FSW KC 11:10	4	5 KCOP TB 3:40	6 FSW TB 10:10	7	8 FSW TOR 7:05	9 KCOP TOR 6:05
10 FSW TOR 12:35	11 FSW CLE 7:05	12 PT CLE 7:05	13 KCOP CLE 4:05	14	15 FSW CWS 5:10	16 FOX CWS 1:10
17 FSW CWS 11:10	18 FSW TEX 5:05	19 FSW TEX 5:05	20 KCOP TEX 5:05	21 FSW BOS 7:05	22 FSW BOS 7:05	23 FSW BOS 6:05
24 FSW BOS 12:35	25 FSW OAK 7:05	26 FSW OAK 7:05	27 FSW OAK 4:05	28	29 FSW TB 4:10	30 FOX TB 10:10

## MAY

SUN	MON	TUE	WED	THU	FRI	SAT
1 FSW TB 10:40	2 FSW BOS 4:10	3 FSW BOS 4:10	4 FSW BOS 4:10	5 FSW BOS 10:35	6 FSW CLE 7:05	7 FSW CLE 6:05
8 FSW CLE 12:35	9 KCOP CWS 7:05	10 FSW CWS 7:05	11 FSW CWS 7:05	12	13 FSW TEX 5:05	14 FSW TEX 1:10
15 FSW TEX 12:05	16 KCOP OAK 7:05	17 FSW OAK 7:05	18 FSW SEA 7:10	19 FSW SEA 12:40	20 FSW ATL 7:05	21 FSW ATL 7:05
22 FSW ATL 12:35	23 KCOP OAK 7:05	24 FSW OAK 7:05	25 FSW OAK 7:05	26 FSW OAK 12:35	27 FSW MIN 5:10	28 FOX MIN 4:10
29 FSW MIN 11:10	30 FSW KC 1:10	31 FSW KC 5:10				

## JUNE

SUN	MON	TUE	WED	THU	FRI	SAT
			1 FSW 1:10	2	3 FSW NYY 7:05	4 FSW NYY 6:05
5 KCOP NYY 12:35	6 FSW TB 7:05	7 FSW TB 7:05	8 FSW TB 7:05	9	10 FSW KC 7:05	11 FSW KC 6:05
12 FSW KC 12:35	13 KCOP SEA 7:10	14 FSW SEA 7:10	15 FSW SEA 7:10	16	17 FSW NYM 4:10	18 FSW NYM 4:10
19 FSW NYM 10:10	20 FSW FLA 4:10	21 FSW FLA 4:10	22 FSW FLA 4:10	23	24 KCOP LAD 7:10	25 FOX LAD 1:10
26 KCOP LAD 1:10	27 KCOP WAS 7:05	28 FSW WAS 7:05	29 FSW WAS 4:05	30		

## JULY

SUN	MON	TUE	WED	THU	FRI	SAT
3 TBD LAD 12:35	4 FSW DET 6:05	5 FSW DET 7:05	6 FSW DET 12:35	7 FSW SEA 7:05	8 FSW SEA 7:05	9 FSW SEA 6:05
10 KCOP SEA 12:35	11	12	13	14	15 FSW OAK 7:05	16 FOX/FSW OAK 1:10H
17 KCOP OAK 1:05	18	19 KCOP TEX 7:05	20 FSW TEX 7:05	21 FSW TEX 12:35	22 FSW BAL 4:05	23 FSW BAL 4:05
24 BAL fsw 10:35 DET KCOP 10:05	25 FSW CLE 4:05	26 FSW CLE 4:05	27 FSW CLE 9:05	28 FSW DET 10:05	29 FSW DET 4:05	30 FOX DET 1:10

## AUGUST

SUN	MON	TUE	WED	THU	FRI	SAT
	1	2 KCOP MIN 7:05	3 FSW MIN 7:05	4 FSW MIN 7:05	5 FSW SEA 7:05	6 FSW SEA 6:05
7 FSW SEA 12:35	8	9 FSW NYY 4:05	10 FSW NYY 4:05	11 FSW NYY 10:05	12 FSW TOR 4:07	13 FSW TOR 10:07
14 KCOP TOR 10:07	15 KCOP TEX 7:05	16 FSW TEX 7:05	17 FSW TEX 7:05	18 FSW TEX 7:05	19 FSW BAL 7:05	20 FSW BAL 6:05
21 FSW BAL 12:35	22	23 FSW CWS 7:05	24 FSW CWS 7:05	25	26 FSW TEX 5:05	27 KCOP TEX 5:05
28 TBD TEX 5:05	29 FSW SEA 7:10	30 FSW SEA 7:10	31 FSW SEA 7:10			

## SEPTEMBER

SUN	MON	TUE	WED	THU	FRI	SAT
				1 FSW SEA 7:10	2 FSW SEA 7:05	3 KCOP MIN 6:05
4 FSW MIN 12:35	5 FSW SEA 6:05	6 FSW SEA 7:05	7 FSW SEA 7:05	8	9 FSW NYY 7:05	10 KCOP NYY 6:05
11 FSW NYY 12:35	12 FSW OAK 7:05	13 FSW OAK 7:05	14 FSW OAK 12:35	15	16 FSW BAL 4:05	17 KCOP BAL 4:05
18 TBD BAL 10:35	19 FSW TOR 4:07	20 FSW TOR 4:07	21 FSW TOR 4:07	22 FSW TOR 4:07	23 FSW OAK 7:05	24 KCOP OAK 6:05
25 TBD OAK 12:35	26 FSW TEX 7:05	27 FSW TEX 7:05	28 FSW TEX TBA	29	30	

REGULAR SEASON ■ HOME □ AWAY \* EXHIBITION DH = DOUBLE HEADER

angels.com

FSWEST FSW = FS West Telecast

FOX FOX = FOX National Telecast

MY13 KCOP = My 13 Telecast

AM 830

1330 AM  
ESPN  
SPORTS  
RADIO

All Game Dates, Times, Opponents, Promotions And Events Are Tentative And Subject To Change Without Prior Notice. All Times Pacific Time.





TRIPLE-A AFFILIATE OF THE LOS ANGELES ANGELS OF ANAHEIM

## 2011 SALT LAKE BEES SCHEDULE

### APRIL

SUN	MON	TUE	WED	THU	FRI	SAT
					1	2
3	4	U.U. <sup>5</sup> 6:00	6	REN <sup>7</sup> 6:35	REN <sup>8</sup> 6:35	REN <sup>9</sup> 6:35
REN <sup>10</sup> 2:05	TCN <sup>11</sup> 6:35	TCN <sup>12</sup> 6:35	TCN <sup>13</sup> 6:35	TCN <sup>14</sup> 6:35	TCN <sup>15</sup> 8:00	TCN <sup>16</sup> 8:00
TCN <sup>17</sup> 7:00	TCN <sup>18</sup> 8:00	LVG <sup>19</sup> 8:05	LVG <sup>20</sup> 8:05	LVG <sup>21</sup> 8:05	LVG <sup>22</sup> 8:05	TAC <sup>23</sup> 6:35
TAC <sup>24</sup> 2:05	TAC <sup>25</sup> 6:35	TAC <sup>26</sup> 6:35	27	FRN <sup>28</sup> 6:35	FRN <sup>29</sup> 6:35	FRN <sup>30</sup> 6:35

### MAY

SUN	MON	TUE	WED	THU	FRI	SAT
FRN <sup>1</sup> 2:05	SAC <sup>2</sup> 8:05	SAC <sup>3</sup> 8:05	SAC <sup>4</sup> 1:05	SAC <sup>5</sup> 8:05	REN <sup>6</sup> 6:35	REN <sup>7</sup> 6:35
REN <sup>8</sup> 6:35	REN <sup>9</sup> 6:35	NO <sup>10</sup> 6:00	NO <sup>11</sup> 6:00	NO <sup>12</sup> 6:00	NO <sup>13</sup> 6:00	OKC <sup>14</sup> 6:05
OKC <sup>15</sup> 3:05	OKC <sup>16</sup> 6:05	OKC <sup>17</sup> 10:05A	18	NVL <sup>19</sup> 6:35	NVL <sup>20</sup> 6:35	NVL <sup>21</sup> 6:35
NVL <sup>22</sup> 2:05	MEM <sup>23</sup> 6:35	MEM <sup>24</sup> 10:35A	MEM <sup>25</sup> 6:35	MEM <sup>26</sup> 6:35	TCN <sup>27</sup> 8:00	TCN <sup>28</sup> 8:00
TCN <sup>29</sup> 8:00	TCN <sup>30</sup> 8:00	SAC <sup>31</sup> 8:05				

### JUNE

SUN	MON	TUE	WED	THU	FRI	SAT
			SAC <sup>1</sup> 1:05	SAC <sup>2</sup> 8:05	SAC <sup>3</sup> 8:05	REN <sup>4</sup> 8:05
REN <sup>5</sup> 6:05	REN <sup>6</sup> 8:05	REN <sup>7</sup> 8:05	8	FRN <sup>9</sup> 7:05	FRN <sup>10</sup> 7:05	FRN <sup>11</sup> 7:05
FRN <sup>12</sup> 2:05	SAC <sup>13</sup> 7:05	SAC <sup>14</sup> 7:05	SAC <sup>15</sup> 7:05	SAC <sup>16</sup> 7:05	TAC <sup>17</sup> 8:05	TAC <sup>18</sup> 8:05
TAC <sup>19</sup> 2:35	TAC <sup>20</sup> 8:05	FRN <sup>21</sup> 8:05	FRN <sup>22</sup> 8:05	FRN <sup>23</sup> 8:05	FRN <sup>24</sup> 8:05	CSP <sup>25</sup> 7:05
CSP <sup>26</sup> 2:05	CSP <sup>27</sup> 7:05	CSP <sup>28</sup> 7:05	29	REN <sup>30</sup> 8:05		

### JULY

SUN	MON	TUE	WED	THU	FRI	SAT
					REN <sup>1</sup> 8:05	REN <sup>2</sup> 8:05
REN <sup>3</sup> 7:35	LVG <sup>4</sup> 7:05	LVG <sup>5</sup> 7:05	LVG <sup>6</sup> 7:05	CSP <sup>7</sup> 7:05	CSP <sup>8</sup> 7:05	CSP <sup>9</sup> 7:05
CSP <sup>10</sup> 1:05	HRD <sup>11</sup> 7:05	12	ASG <sup>13</sup> 7:05	TAC <sup>14</sup> 8:05	TAC <sup>15</sup> 8:05	TAC <sup>16</sup> 8:05
TAC <sup>17</sup> 2:35	SAC <sup>18</sup> 7:05	SAC <sup>19</sup> 7:05	SAC <sup>20</sup> 7:05	SAC <sup>21</sup> 7:05	TAC <sup>22</sup> 7:05	TAC <sup>23</sup> 7:05
TAC <sup>24</sup> 7:05	TCN <sup>25</sup> 7:05	FRN <sup>26</sup> 8:05	FRN <sup>27</sup> 8:05	FRN <sup>28</sup> 8:05	FRN <sup>29</sup> 8:05	TCN <sup>30</sup> 7:05

### AUGUST

SUN	MON	TUE	WED	THU	FRI	SAT
	TCN <sup>1</sup> 7:05	TCN <sup>2</sup> 7:05	ROU <sup>3</sup> 6:05	ROU <sup>4</sup> 6:05	ROU <sup>5</sup> 6:05	ROU <sup>6</sup> 5:05
ABO <sup>7</sup> 6:05	ABO <sup>8</sup> 7:05	ABO <sup>9</sup> 7:05	ABO <sup>10</sup> 7:05	11	OMA <sup>12</sup> 7:05	OMA <sup>13</sup> 7:05
OMA <sup>14</sup> 6:05	OMA <sup>15</sup> 7:05	IWA <sup>16</sup> 7:05	IWA <sup>17</sup> 7:05	IWA <sup>18</sup> 7:05	IWA <sup>19</sup> 7:05	CSP <sup>20</sup> 7:05
CSP <sup>21</sup> 1:05	CSP <sup>22</sup> 6:05	CSP <sup>23</sup> 6:05	LVG <sup>24</sup> 6:35	LVG <sup>25</sup> 6:35	LVG <sup>26</sup> 6:35	LVG <sup>27</sup> 6:35
LVG <sup>28</sup> 6:05	CSP <sup>29</sup> 6:35	CSP <sup>30</sup> 6:35	CSP <sup>31</sup> 6:35	CSP <sup>1</sup> 6:35		

### AUGUST/SEPTEMBER

SUN	MON	TUE	WED	THU	FRI	SAT
				CSP <sup>1</sup> 6:35	LVG <sup>2</sup> 8:05	LVG <sup>3</sup> 8:05
LVG <sup>4</sup> 8:05	LVG <sup>5</sup> 1:05					

☐ Away   ☒ Home   All games are MT. Subject to change

### PACIFIC COAST LEAGUE TEAMS

#### Pacific Conference

Northern Division  
 CSP Colorado Springs Sky Sox (COL)  
 REN Reno Aces (ARI)  
 SLC Salt Lake Bees (LAA)  
 TAC Tacoma Rainiers (SEA)

Southern Division  
 FRN Fresno Grizzlies (SF)  
 LVG Las Vegas 51s (TOR)  
 SAC Sacramento River Cats (OAK)  
 TCN Tucson Padres (SD)

#### American Conference

Northern Division  
 IWA Iowa Cubs (CHC)  
 MEM Memphis Redbirds (STL)  
 NVL Nashville Sounds (MIL)  
 OMA Omaha Storm Chasers (KC)

Southern Division  
 ABO Albuquerque Isotopes (LAD)  
 NO New Orleans Zephyrs (FLA)  
 OKC Oklahoma City RedHawks (HOU)  
 ROU Round Rock Express (TEX)

\*HRD = Triple-A Home Run Derby   ASG = Triple-A All-Star Game

= Fireworks

801-325-BASE(2273) • slbees.com