

2011 LOUISVILLE BATS BASEBALL

MEDIA GUIDE

22 MATT
MALONEY

Louisville's All-Time Leader in Strikeouts



TABLE OF CONTENTS

ORGANIZATION	2-10
Board of Directors/Front Office	3
Louisville Slugger Field	4
Home Run Distance Chart	5
2011 Media Information	6-10
FIELD STAFF	11-15
2011 BATS PLAYERS	16-58
REDS AFFILIATES	59-68
Cincinnati Reds Directory	60
2009 Organization Season Box Scores	61-67
2009 Organization Leaders	68
2010 SEASON	69-81
Day-By-Day	70-71
Transactions	72-74
Highs & Lows	75
Multi-Hit Performances & Catcher's Box	76
Batting Order & Lineup Card	77
Team Miscellaneous	80
Opening Day Roster	81
INTERNATIONAL LEAGUE/HISTORY	82-133
International League Directory	83
Final Standings	84
Postseason All-Stars & League Leaders	85-86
Year-By-Year Champions	87
International League Umpires & Crews	88
International League Hall of Fame	89-90
Franchise Year-By-Year Records	91
All-Time Records (1876-Present)	92-93
Franchise Managerial Records	93
Playoff History	94
Franchise By Month	95
Single Season Hitting & Pitching Records	96-97
Career Hitting & Pitching Records	98-99
Year-By-Year Category Leaders	100-101
All-Time Grand Slams	102-103
Individual Two Home Run Games	104-105
Triple-A All-Star Games	106
Single Game Hitting & Pitching Records	107-108
Miscellaneous Records	109
Team Award Winners	110
All-Time Attendance	111
Team Year-By-Year Statistics	112-114
The Last Time The Bats...	115
All-Time Roster	117-124
Year-By-Year League Standings	125-129
Series Records vs. IL Opponents	130-132
Opening Day Results	133
2011 OPPONENTS	134-147
Rules of Interest	148-151
2011 Louisville Bats Promotional Schedule	152
2011 Reds & Bats Schedule	153-154

The 2011 Louisville Bats Media Guide was designed by Nick Evans and Danny Steele. All stats and information were compiled and edited by Matt Andrews, Tony Brown, Nick Evans, Neil Rohrer, and Danny Steele. Special thanks to Rob Butcher and the Cincinnati Reds Media Relations Department. Stadium images courtesy of their respective organizations. Prospect information courtesy of *Baseball America*. All information is current as of March 1, 2011. Media requesting additional information should contact the Louisville Bats office. This media guide was published by the Louisville Baseball Club, Inc., and printed by Welch Printing of Louisville.

ORGANIZATION



The main entrance to Louisville Slugger Field includes a tribute to local baseball hero and Hall of Famer Pee Wee Reese, with a statue in his honor. The statue was unveiled following a parade down Main Street on June 29, 2000. Reese's wife, Dottie, attended the festivities.

BOARD OF DIRECTORS

Dan Ulmer (Chairman)
 Mike Brown
 Ed Glasscock
 Kenny Huber
 Steve Trager
 Gary Ulmer

LOUISVILLE BATS FRONT OFFICE

TEAM PRESIDENT
 GENERAL MANAGER
 ASST. G.M./DIR. OF MARKETING
 DIR. OF STADIUM OPERATIONS
 DIRECTOR OF TICKET SALES
 DIR. OF BASEBALL OPERATIONS
 CONTROLLER
 DIRECTOR OF BOX OFFICE OPER.
 DIRECTOR OF TICKET OPERATIONS
 DIRECTOR OF GROUP SALES
 DIRECTOR OF MEDIA & PR
 MEDIA RELATIONS ASSISTANT
 DIRECTOR OF BROADCASTING
 DIRECTOR OF CORPORATE SUITES
 ASST. DIR./STADIUM OPERATIONS
 COMMUNITY RELATIONS DIR.
 SR. ACCT EXEC/GRAPHIC DESIGN
 SENIOR ACCOUNT EXECUTIVES

ACCOUNT EXECUTIVES

HEAD GROUNDSKEEPER
 ASSISTANT GROUNDSKEEPER
 DIRECTOR/PREVENTATIVE MAINT.
 SALES REPRESENTATIVES

MEDIA RELATIONS INTERNS

Gary Ulmer
 Dale Owens
 Greg Galiette
 Scott Shoemaker
 James Breeding
 Earl Stubblefield
 Michele Anderson
 George Veith
 Kyle Reh
 Bryan McBride
 Nick Evans
 Danny Steele
 Matt Andrews
 Kerri Ferrell
 Randy Williams
 Sarah Nordman
 Tony Brown
 Curtis Cunningham
 Josh Hargreaves
 Hal Norwood
 Evan Patrick
 Michael Harmon
 Brad Wagner
 Tom Neilsen
 Eric Harshman
 Tony Hughes
 Kevin Gamm
 Lisa Juliano
 Dustin Mercurio
 Caitlin Davis
 Chad Fischer
 Malcolm Jollie
 Ryan Succop
 Douglas Wright

Louisville Baseball Club
401 E. Main Street
Louisville, KY 40202

LOUISVILLE SLUGGER FIELD



STADIUM FIRSTS

FIRST GAME: April 12, 2000 vs. Norfolk (L, 8-5)

HONORARY FIRST PITCH: Governor Paul Patton, Mayor David Armstrong, then-former Mayor Jerry Abramson

FIRST PITCH: A ball thrown by Louisville's Osvaldo Fernandez

FIRST BATTER: Norfolk's Lauriel Gonzalez

FIRST LOUISVILLE WIN: April 13, 2000 vs. Norfolk (8-7, 11 inn.)

FIRST SAVE: April 12, 2000 by Norfolk's Scott Stewart

FIRST LOUISVILLE SAVE: April 14, 2000 by Norm Charlton

FIRST HIT: A single by Norfolk's Ryan McGuire in the first inning

FIRST LOUISVILLE HIT: A single by Chris Sexton in the first inning

FIRST RUN: By Louisville's Deion Sanders in the first inning

FIRST RBI: By Louisville's Chris Sexton with a single in the first inning

FIRST SINGLE: By Louisville's Chris Sexton in the first inning

FIRST DOUBLE: By Norfolk's Ryan McGuire in the third inning

FIRST TRIPLE: April 26, 2000 by Louisville's Deion Sanders in the seventh inning vs. Indianapolis

FIRST HOME RUN: April 12, 2000 by Louisville's Mike Bell in the sixth inning with two runners on

FIRST GRAND SLAM: June 6, 2000 by Louisville's Ron Wright in the fifth inning vs. Ottawa

FIRST STOLEN BASE: April 13, 2000 by Norfolk's Jason Tyner in the first inning

FIRST LOUISVILLE STOLEN BASE: April 13, 2000 by Louisville's Deion Sanders in the first inning

FIRST STRIKEOUT: April 12, 2000 by Louisville's Mike Bell in the first inning

FIRST WALK: April 12, 2000 by Louisville's Deion Sanders in the first inning

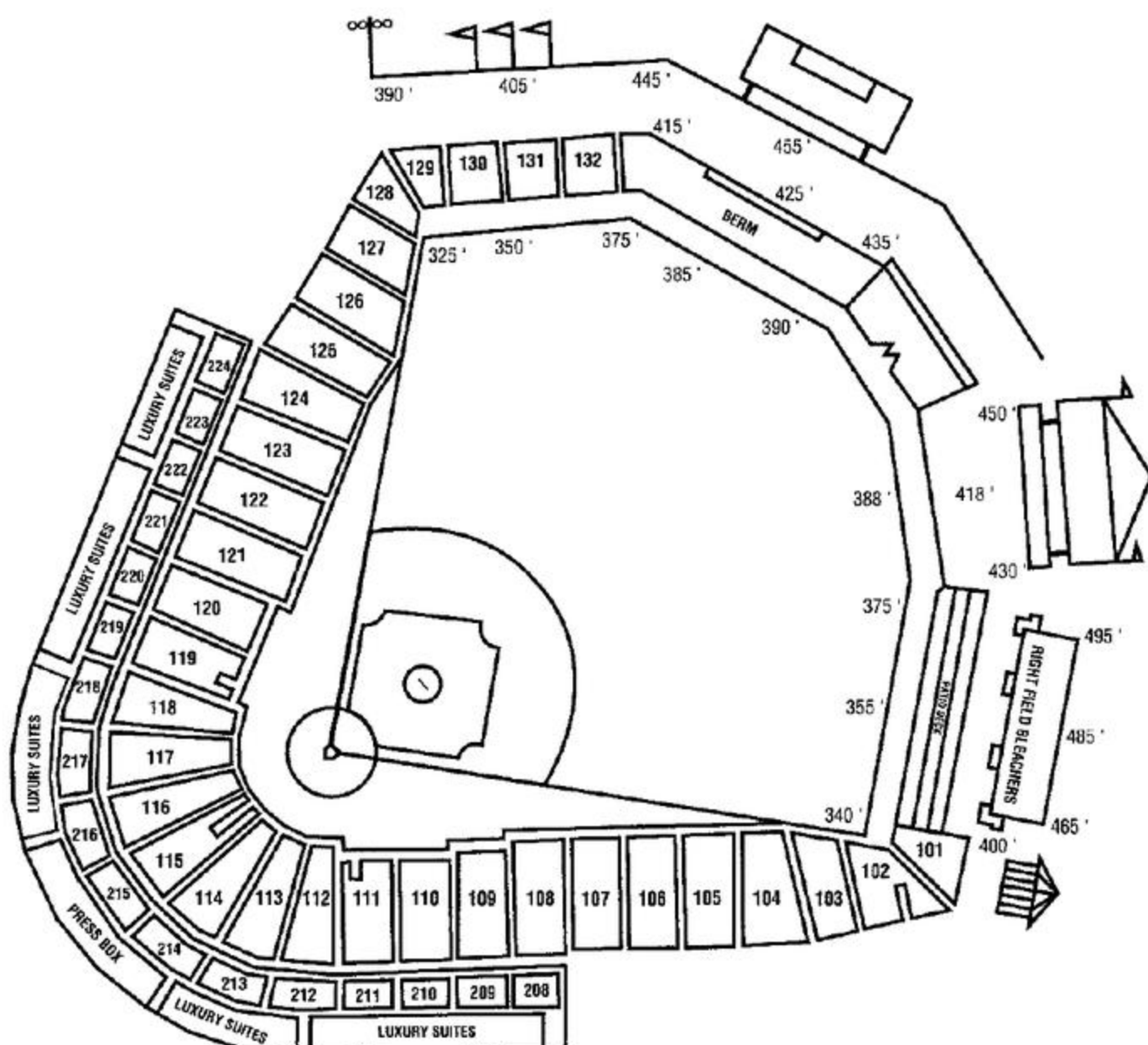
STADIUM HIGHS AND LOWS

LARGEST CROWD:	14,123 on April 14, 2006 vs. Ottawa
LONGEST GAME (TIME):	5:23 on June 6, 2003 vs. Richmond (W, 4-3)
LONGEST GAME (INNINGS):	18 on June 6, 2003 vs. Richmond (W, 4-3)
LONGEST HOME RUN:	490' by Louisville's Rob Stratton on April 26, 2006 vs. Toledo
MOST RUNS BY LOUISVILLE:	21 on September 3, 2003 vs. Columbus
MOST RUNS BY OPPONENT:	16 on May 10, 2004 vs. Charlotte
MOST HITS BY LOUISVILLE:	22 on August 21, 2001 vs. Toledo
MOST HITS BY OPPONENT:	20 on July 8, 2004 vs. Columbus

STADIUM FACTS

DIMENSIONS:	325' (LF), 405' (CF), 340' (RF)
CAPACITY:	13,131
PLAYING SURFACE:	Natural Grass
APPROXIMATE COST:	\$27,800,000

HOME RUN DISTANCE CHART



LONGEST HOME RUNS AT LOUISVILLE SLUGGER FIELD

	PLAYER	TEAM	DISTANCE	DATE
1.	Rob Stratton	LOU	490 feet	4/29/06
2.	Kevin Witt	LOU	483 feet	5/12/02
3.	Juan Francisco	LOU	480 feet	7/15/10
4.	Rob Stratton	NOR	479 feet	9/8/01
5.	Brooks Kieschnick	LOU	469 feet	6/4/00
T6.	Adam Dunn	LOU	462 feet	5/27/01
T6.	Wladimir Balentien	LOU	462 feet	7/27/10
8.	Kelly Shoppach	PAW	460 feet	5/30/04
9.	Josh Phelps	TOL	459 feet	4/29/06
10.	Kevin Witt	LOU	458 feet	4/17/02
11.	Rob Stratton	NOR	458 feet	6/22/02
12.	Calvin Pickering	LOU	455 feet	9/1/03

2011 MEDIA INFORMATION



LOUISVILLE BATS
MEDIA RELATIONS DEPARTMENT
LOUISVILLE SLUGGER FIELD
401 EAST MAIN STREET
LOUISVILLE, KY 40202



NICK EVANS

Director of Media Relations & PR

502.614.4524

BATS' MAIN OFFICE:

BATS' PRESS BOX:

BATS' PRESS BOX FAX:

502.212.2287, ext. 624 or 629

502.212.2054

502.212.2590

DANNY STEELE

Media Relations Assistant

502.614.4529

CREDENTIALS

Credentials are available upon request for working media. Requests should be made by contacting Nick Evans (502-614-4524, nevans@batsbaseball.com) or Danny Steele (502-614-4529, dsteele@batsbaseball.com). Requests should be received no later than 24 hours prior to the specified game date. Under no circumstances are media credentials to be transferred from person-to-person without the expressed permission of the Louisville Bats Media Relations Department. Violation of this policy may result in confiscation of the violator's media credential for the remainder of the season.

PRESS BOX

The Louisville Bats' press box is open to working media with credentials only. Phone and wireless internet services are available.

MEDIA INFORMATION

Media packets, game notes, statistics, and press releases will be made available to working media only in the press box two hours prior to the start of every game.

PHOTOGRAPHERS

Photographers should contact the Bats' Media Relations Department for suitable shooting locations.

CLUBHOUSE ACCESS

Both the home and visiting clubhouses can be accessed by taking the main elevator to the basement level. The Bats' Clubhouse is open to the media except 30 minutes prior to game time and during the game. The clubhouse is open 15 minutes following all games, but will be closed during rain delays and between games of a doubleheader. The Visiting Clubhouse is governed by the visiting manager.

INTERVIEWS

The coaching staff and players will be available on the field and in the clubhouse immediately following batting practice. Interviews may in no way interrupt pregame routines (stretching, hitting, running, infield, etc.). Pregame interviews should be completed 30 minutes prior to the game. The coaching staff and players will be available in the clubhouse following games.

FIELD ACCESS

Only properly credentialed media members may gain access to the playing field. The field entrance is located directly behind home plate. Bats uniformed personnel will be available for interviews prior to on-field stretching and following batting practice. Interview requests must be set up through the Bats' Media Relations Department.

MEDIA OUTLETS

NEWSPAPERS

THE COURIER-JOURNAL

525 West Broadway
Louisville, KY 40202
Contact: Michael Grant
Phone: 502.582.4069
mgrant@courier-journal.com
www.courier-journal.com

THE VOICE -TRIBUNE

130 St. Matthews Ave., Ste 300
Louisville, KY 40207
Contact: Earl Cox
Phone: 502.897.8900
earl@voice-tribune.com
www.voice-tribune.com

THE LEXINGTON-HERALD LEADER

100 Midland Avenue
Lexington, KY 40508
Contact: Gene Abell
Phone: 859.231.3225 or
859.231.3200 after 6
gabell@herald-leader.com
www.kentucky.com

NEWS AND TRIBUNE

303 Scribner Drive
New Albany, IN 47150
Contact: Matt Koesters
Phone: 812.206.2116
matt.koesters@newsandtribune.com
www.newsandtribune.com

ASSOCIATED PRESS/LOUISVILLE

525 West Broadway
Louisville, KY 40202
Contact: Will Graves
Phone: 502.583.7718
wgraves@ap.org

TELEVISION STATIONS

WLKY-TV (CBS)

1918 Mellwood Avenue
Louisville, KY 40206
Contacts: Fred Cowgill, Keith Farmer
Phone: 502.893.7300
fcowgill@hearst.com
www.wlky.com

WAVE-TV (NBC)

725 South Floyd Street
Louisville, KY 40203
Contacts: Kent Taylor
Phone: 502.561.4144
ktaylor@wave3.com
www.wave3.com

WHAS RADIO (840 AM)

4000 #1 Radio Drive
Louisville, KY 40218
Contacts: Lachlan McLean
Phone: 502.479.2200
lach@whas.com
www.whas.com

ESPN RADIO (680 AM)

11700 Commonwealth Dr, Ste. 800
Louisville, KY 40299
Contacts: John Salzman
Phone: 502.240.0602
john.salzman@disney.com
www.espnlouisville.com

WHAS-TV (ABC)

520 West Chestnut Street
Louisville, KY 40201
Contacts: Matt Hobbs
Phone: 502.582.7252
mhobbs@whas11.com
www.whas11.com

WDRB-TV (FOX)

624 West Muhammed Ali Boulevard
Louisville, KY 40203
Contacts: Tom Lane, John Lewis
Phone: 502.561.7704
tlane@fox41.com
www.fox41.com

RADIO STATIONS

WKRD (790 AM)-HOME OF THE BATS

4000 #1 Radio Drive
Louisville, KY 40218
Contact: Jim Fenn
Phone: 502.479.2194
jimfenn@clearchannel.com
www.790wkrd.com


WKJK (1080 AM)

4000 #1 Radio Drive
Louisville, KY 40218
Contact: Jim Fenn
Phone: 502.479.2194
jimfenn@clearchannel.com
www.talkradio1080.com

BROADCAST INFORMATION

Follow all the action of Louisville Bats baseball on WKRD 790 AM. All 144 Bats regular season games and any post-season contests can be heard beginning with the "Warm-up Show" 30 minutes prior to the start of each game. Afterwards, get a wrap-up of all the day's activity in baseball on the postgame "Scoreboard Show."

Matt Andrews took over the play-by-play duties in 2010, having been the No. 2 radio announcer since he joined the Louisville Bats in 2003. A native of Bloomingburg, Ohio, Andrews arrived at the Bats after two years of broadcasting Chillicothe Paints games in the Independent Frontier League. Andrews also spent the past three seasons serving as a basketball radio voice for the Morehead State University Eagles and recently added U of L women's basketball radio to his off-season duties. A graduate of The Ohio State University, Andrews called numerous Buckeye athletic events for OSU student radio, including the Buckeyes' National Championship in the 2003 Fiesta Bowl.



LOUISVILLE RADIO ANNOUNCERS SINCE 1982

1982	John Harmon, Art Metzler
1983	John Harmon, John Rooney, John Asher
1984	John Rooney, Ed Peak
1985	Mike Newell, Art Metzler
1986	Larry Calton, Art Metzler
1987-88	Larry Calton
1989-90	Jim Kelch, Joe Buck
1991	Jim Kelch, Todd Kalas
1992-94	Jim Kelch, Mark Neely
1995-97	Jim Kelch, David Wilson
1998-99	Jim Kelch, Matt Gorsky
2000-02	Jim Kelch
2003-09	Jim Kelch, Matt Andrews
2010-present	Matt Andrews

HOTEL INFORMATION

BUFFALO

The Adam's Mark Hotel
120 Church Street
Buffalo, NY 14202
Phone: (716) 845-5110
Fax: (716) 604-9937

CHARLOTTE

Comfort Suites Pineville
10415 Centrum Parkway
Pineville, NC 28134
Phone: (704) 540-0063
Fax: (704) 540-0559

COLUMBUS

Crowne Plaza Hotel Columbus-Downtown
33 East Nationwide Boulevard
Columbus, OH 43215
Phone: (614) 461-4100
Fax: (614) 461-7786

DURHAM

Marriott at the Civic Center
201 Foster Street
Durham, NC 27701
Phone: (919) 768-6000
Fax: (919) 768-6037

GWINNETT

SpringHill Suites
3250 Buford Drive
Buford, GA 30519
Phone: (678) 714-2150
Fax: (678) 714-2151

INDIANAPOLIS

Courtyard by Marriott Downtown
601 West Washington Street
Indianapolis, IN 46204
Phone: (317) 822-9029
Fax: (317) 822-9054

LEHIGH VALLEY

Staybridge Suites Allentown Airport
1787 Airport Road
Allentown, PA 18019
Phone: (610) 443-5000
Fax: (610) 443-5014

GALT HOUSE HOTEL & SUITES

140 N. Fourth Street
Louisville, KY 40202
Phone: (502) 589-5200
Fax: (502) 568-3471

NORFOLK

Sheraton Norfolk Waterside
777 Waterside Drive
Norfolk, VA 23510
Phone: (757) 622-6664
Fax: (757) 622-4571

PAWTUCKET

Hilton Providence
21 Atwells Avenue
Providence, RI 02903
Phone: (401) 598-8046
Fax: (401) 598-8290

ROCHESTER

Rochester Plaza
70 State Street
Rochester, NY 14614
Phone: (585) 546-3450
Fax: (585) 546-8712

SCRANTON/WILKES-BARRE

Radisson Lackawanna Station
700 Lackawanna Avenue
Scranton, PA 18503
Phone: (570) 342-8300
Fax: (570) 342-0380

SYRACUSE

Ramada Inn Syracuse
1305 Buckley Road
North Syracuse, NY 13212
Phone: (315) 457-8670
Fax: (315) 457-8633

TOLEDO

Park Inn Toledo
101 North Summit Street
Toledo, OH 43604
Phone: (419) 241-3000
Fax: (419) 321-2098

MILLER TRANSPORTATION (BUS)

Contact: April Jewell
7917 Old Third Street
Louisville, KY 40214
Phone: (502) 368-5644 or 1-800-544-2383
Fax: (502) 368-7253

BATTING PRACTICE SCHEDULE

ALL TIMES SUBJECT TO CHANGE

1:05 PM SCHEDULED FIRST PITCH

HOME BATTING PRACTICE	10:00 AM - 11:15 AM
VISITOR BATTING PRACTICE	11:15 AM - 12:00 PM
HOME INFIELD	12:05 PM - 12:15 PM
VISITOR INFIELD	12:15 PM - 12:25 PM
GROUNDS CREW	12:25 PM - 1:00 PM
PRE-GAME	12:45 PM - 1:00 PM

2:05 PM SCHEDULED FIRST PITCH

HOME BATTING PRACTICE	11:00 AM - 12:15 PM
VISITOR BATTING PRACTICE	12:15 PM - 1:00 PM
HOME INFIELD	1:05 PM - 1:15 PM
VISITOR INFIELD	1:15 PM - 1:25 PM
GROUNDS CREW	1:25 PM - 2:00 PM
PRE-GAME	1:45 PM - 2:00 PM

6:05 PM SCHEDULED FIRST PITCH

HOME BATTING PRACTICE	3:00 PM - 4:15 PM
VISITOR BATTING PRACTICE	4:15 PM - 5:00 PM
HOME INFIELD	5:05 PM - 5:15 PM
VISITOR INFIELD	5:15 PM - 5:25 PM
GROUNDS CREW	5:25 PM - 6:00 PM
PRE-GAME	5:45 PM - 6:00 PM

6:35 PM SCHEDULED FIRST PITCH

HOME BATTING PRACTICE	3:30 PM - 4:45 PM
VISITOR BATTING PRACTICE	4:45 PM - 5:30 PM
HOME INFIELD	5:35 PM - 5:45 PM
VISITOR INFIELD	5:45 PM - 5:55 PM
GROUNDS CREW	5:55 PM - 6:30 PM
PRE-GAME	6:15 PM - 6:30 PM

7:05 PM SCHEDULED FIRST PITCH

HOME BATTING PRACTICE	4:00 PM - 5:15 PM
VISITOR BATTING PRACTICE	5:15 PM - 6:00 PM
HOME INFIELD	6:05 PM - 6:15 PM
VISITOR INFIELD	6:15 PM - 6:25 PM
GROUNDS CREW	6:25 PM - 7:00 PM
PRE-GAME	6:45 PM - 7:00 PM



FIELD STAFF



Bats Manager Rick Sweet talks strategy with Michael Griffin after he reaches third base.

RICK SWEET MANAGER

BORN: 9/7/52

BIRTHPLACE: Longview, WA

BATTED/THREW: S/R

HEIGHT: 6'1"

WEIGHT: 190

RESIDES: Vancouver, WA

COLLEGE: Gonzaga University



Rick Sweet enters his seventh season in the Reds organization and his 23rd as a minor league manager. In 2010, Sweet's Bats rallied from a 13-game deficit to win their third straight International League West Division championship with a 79-64 record. He was named *Baseball America's* 2010 Class AAA Manager of the Year.

In 2009, he became the first skipper in nearly 30 years to earn consecutive International League Manager of the Year honors as his Bats claimed their second straight IL West division title with a league-best 84-58 record. It marked the first time in franchise history that Louisville won at least 80 games in consecutive seasons. Also in 2009, Sweet was selected to manage the IL in the Triple-A All-Star Game in Portland, Oregon.

In 2008, Sweet's Bats finished with a franchise-best 88-56 record and won their first IL West Division title since 2003. Following the '08 season Sweet was named IL Manager of the Year. That award marked his first since 1994, when after guiding Tucson to the Pacific Coast League Championship he was named the PCL's top skipper.

At 466-394, Sweet is the winningest manager in Louisville club history. Overall, his 1,515 wins as a minor league skipper rank fifth all-time (1,515-1,449; .511). Sweet also has managed in the Seattle (1987-88), Houston (1989-1995), New York Mets (1997), Montreal (1998 & 2000), San Diego (2001-03) and Detroit (2004) systems. He served with the Astros as first base coach in 1996 and with the Expos as field coordinator from 1999-2000. The former catcher had a 9-year playing career (1975-83), including 3 seasons in the majors with San Diego (1978), New York Mets (1982) and Seattle (1982-83). Following his playing days, Sweet became bullpen catcher for the Mariners (1984) and then an advance scout (1985-86).

Rick, 58, resides in Louisville, Kentucky.

SWEET'S MANAGERIAL RECORD

Year	Club	Affiliate	League (Class)	W-L	PCT.
1987	Bellingham	Seattle	Northwest (A)	30-46	.395
1988	Wausau	Seattle	Midwest (A)	52-88	.433
1989	Osceola	Houston	Florida State (A)	72-65	.525
1990	Columbus	Houston	Southern (AA)	67-77	.465
1991	Jackson	Houston	Texas (AA)	70-66	.522
1992	Jackson	Houston	Texas (AA)	61-74	.452
1993*	Tucson	Houston	Pacific Coast (AAA)	83-60	.597
1994*	Tucson	Houston	Pacific Coast (AAA)	81-63	.562
1995	Tucson	Houston	Pacific Coast (AAA)	87-56	.566
1997	Binghamton	Mets	Eastern (AA)	66-76	.465
1998*	Harrisburg	Expos	Eastern (AA)	73-69	.514
2000\$	Ottawa	Expos	International (AAA)	15-34	.306
2001	Portland	Padres	Pacific Coast (AAA)	71-73	.493
2002	Portland	Padres	Pacific Coast (AAA)	72-71	.503
2003	Portland	Padres	Pacific Coast (AAA)	69-75	.479
2004	Erie	Tigers	Eastern (AA)	80-62	.563
2005	Louisville	REDS	International (AAA)	66-78	.472
2006	Louisville	REDS	International (AAA)	75-68	.524
2007	Louisville	REDS	International (AAA)	74-70	.514
2008	Louisville	REDS	International (AAA)	88-56	.611
2009	Louisville	REDS	International (AAA)	84-58	.592
2010	Louisville	REDS	International (AAA)	79-64	.552
21-Year Minor League Totals (Regular Season)				1,515-1,449	.511

* League Champions

\$ Took over July 20, 2000 when Jeff Cox was added to the Expos coaching staff

TED POWER

PITCHING COACH

BORN: 1/31/55

BIRTHPLACE: Guthrie, OK

BATTED/THREW: R/R

HEIGHT: 6'4"

WEIGHT: 220

RESIDES: Longboat Key, FL

COLLEGE: Kansas State University



FIELD STAFF

Ted Power enters his sixth season as the pitching coach at Louisville. In 2010, Power's pitching staff posted a 3.76 team ERA, second-lowest in the International League.

In 2009 his Louisville hurlers tallied a 3.46 ERA, the lowest in club history, and boasted 3 pitchers with 10 or more saves for the first time since 1998.

Power took over his current position in May 2006 after briefly serving as Reds' pitching rehabilitation coordinator. Following the 2008 season, he worked as Peoria's pitching coach in the prestigious Arizona Fall League.

Prior to 2006, Power was the pitching coach at Rookie Billings (2000-01) and Class A Dayton (2002). The former right-handed pitcher enjoyed a 13-year Major League career with Los Angeles (1981-82), Cincinnati (1983-87, 1991), Kansas City (1988), Detroit (1988), St. Louis (1989), Pittsburgh (1990), Cleveland (1992-93) and Seattle (1993). Ted, 56, and wife Leslie reside in Longboat Key, Florida.

POWER'S COACHING CAREER

Year	Club	League
2000-2001	Billings	Pioneer
2002	Dayton	Midwest
2006-pres	Louisville	International

POWER'S PLAYING CAREER

YEAR	CLUB	W-L	ERA	G	GS	CG	SHO	SV	IP	H	R	ER	BB	SO
1984	Cincinnati	9-7	2.82	78	0	0	0	11	108.2	93	37	34	46	81
1985	Cincinnati	8-6	2.70	64	0	0	0	27	80.0	65	27	24	45	42
1986	Cincinnati	10-6	3.70	56	10	0	0	1	129.0	115	59	53	52	95
1987	Cincinnati	10-13	4.50	34	34	2	1	0	204.0	213	115	102	71	133
1988	Kansas City	5-6	5.94	22	12	2	2	0	80.1	98	54	53	30	44
	Detroit	1-1	5.79	4	2	0	0	0	18.2	23	13	12	8	13
1989	Louisville	4-3	3.16	8	7	1	1	0	37.0	29	13	13	15	36
	St. Louis	7-7	3.71	23	15	0	0	0	97.0	96	47	40	21	43
1990	Pittsburgh	1-3	3.66	40	0	0	0	7	51.2	50	23	21	17	42
1991	Cincinnati	5-3	3.62	68	0	0	0	3	87.0	87	37	35	31	51
1992	Cleveland	3-3	2.54	64	0	0	0	6	99.1	88	33	28	35	51
1993	Cleveland	0-2	7.20	20	0	0	0	0	20.0	30	17	16	8	11
	Canton	0-0	4.67	7	3	0	0	0	17.1	22	10	9	8	16
	Seattle	2-2	3.91	25	0	0	0	13	25.1	20	11	11	9	16
1998	Huntington	0-1	3.65	2	2	0	0	0	12.1	14	6	5	0	6
Major Totals		61-59	3.86	498	73	4	3	68	1001.0	978	473	429	373	622
Louisville Totals		4-3	3.16	8	7	1	1	0	37.0	29	13	13	15	36

SMOKEY GARRETT

HITTING COACH

BORN: 1/3/43

BIRTHPLACE: Brooksville, FL

BATTED/THREW: L/R

HEIGHT: 6'3"

WEIGHT: 185

RESIDES: Manchaca, TX



FIELD STAFF

Adrian Garrett enters his ninth season in the Reds organization, all as the hitting coach at Louisville.

Prior to joining the Reds, the 26-year coaching veteran served as the hitting coordinator for the Florida Marlins (1999-01). He also worked for the Marlins as a coach at Triple-A Edmonton (1993-94) and Triple-A Charlotte (1995-98).

Garrett began his coaching career as a manager in the Chicago White Sox organization (1982-84). He also served as the White Sox' minor-league hitting instructor in 1985.

The former outfielder/catcher then spent 6 seasons as a coach in the Kansas City organization (1987-92), including 1 season (1987) at Triple-A Omaha and 5 seasons (1988-92) on the Major League coaching staff.

Garrett played 19 years of professional baseball (1961-79), including parts of 8 seasons in the majors with Atlanta, Chicago Cubs, Oakland and California. He finished his playing career in Japan with the Hiroshima Toyo Carp from 1977-79. Adrian, 68, resides in Manchaca, Texas.

GARRETT'S COACHING CAREER

Year	Club	League
1982	Appleton	Midwest (Manager)
1983	Glens Falls	Eastern (Manager)
1984	Denver	American Assoc. (Manager)
1985	White Sox Minor League Hitting Instructor	
1987	Omaha	American Assoc. (Hitting Coach)
1988-1992	Kansas City Royals	Hitting Coach
1993-1994	Edmonton	Pacific Coast (Hitting Coach)
1995-1998	Charlotte	International (Hitting Coach)
1999-2001	Florida Marlins Hitting Coordinator	
2003-pres	Louisville	International (Hitting Coach)

GARRETT'S PLAYING CAREER

YEAR	CLUB	AVG.	G	AB	R	H	2B	3B	HR	RBI	BB	SO	SB
1961	Palatka	.248	68	218	34	54	4	7	2	31	28	54	4
	Davenport	.192	10	26	7	5	0	0	0	3	15	11	1
1962	Cdr Rapids	.254	124	429	81	109	19	3	19	87	91	113	11
1963	Boise	.317	32	123	37	39	10	0	9	43	27	29	1
	Austin	.195	55	154	13	30	7	1	4	21	14	34	2
1964	Austin	.280	123	421	57	118	23	11	7	48	49	101	3
1965	Atlanta	.224	128	411	72	92	17	3	20	63	57	110	3
1966	Atlanta	.000	4	3	0	0	0	0	0	0	0	2	0
	Richmond	.196	114	342	47	67	9	3	16	40	53	76	4
1967	Richmond	.310	8	29	5	9	0	1	1	2	4	8	
	Austin	.254	126	449	73	114	15	3	27	90	63	90	10
1968	Richmond	.212	70	226	19	48	10	0	5	20	21	56	1
	Evansville	.212	42	137	19	29	2	1	7	17	20	36	7
1969	Richmond	.184	12	38	3	7	1	1	0	2	10	12	2
	Shreveport	.262	107	352	67	92	10	4	*24	75	72	69	3
1970	San Anton	.277	128	448	82	124	21	3	*29	86	64	91	4
	Chicago-NL	.000	3	3	0	0	0	0	0	0	0	3	0
1971	Tacoma	.289	131	450	97	130	17	8	*43	119	90	89	1
	Oakland	.143	14	21	1	3	0	0	1	2	5	7	0
1972	Iowa	.277	62	220	33	61	9	3	12	32	31	48	2
	Oakland	.000	14	11	0	0	0	0	0	0	1	4	0
1973	Wichita	.377	15	53	15	20	3	1	8	20	14	10	0
	Chicago-NL	.222	36	54	7	12	0	0	3	8	4	18	1
1974	Wichita	.280	92	318	75	89	13	3	*26	83	76	72	3
	Chicago-NL	.000	10	8	0	0	0	0	0	0	1	1	0
1975	Wichita	.321	52	212	41	68	17	3	12	48	20	47	2
	Chicago-NL	.095	16	21	1	2	0	0	1	6	1	8	0
	California	.262	37	107	17	28	5	0	6	18	14	28	3
1976	California	.125	29	48	4	6	3	0	0	3	5	16	0
Major Totals		.185	163	276	30	51	8	0	11	37	31	87	4
Minor Totals		.261	1317	4645	805	1213	190	56	251	867	762	1046	62

TOMAS VERA TRAINER

BORN: 12/12/67

BIRTHPLACE: Caracas, VZ

RESIDES: Sarasota, FL

COLLEGE: Univ. of Libertador-Maracay, VZ

YEARS WITH LOUISVILLE: 3



FIELD STAFF



GABE MORENO STRENGTH COACH

BORN: 9/12/72

BIRTHPLACE: Alvin, TX

RESIDES: Houston, TX

COLLEGE: University of Houston-Clear Lake

YEARS WITH LOUISVILLE: 4

MATT GALLANT CLUBHOUSE MGR.

BORN: 10/1/76

BIRTHPLACE: Concord, MA

RESIDES: Louisville, KY

COLLEGE: Bridgewater State College (MA)

YEARS WITH LOUISVILLE: 5



DERRICK JEWELL CLUBHOUSE MGR.

BORN: 1/1/86

BIRTHPLACE: Taylorsville, KY

RESIDES: Louisville, KY

COLLEGE: Kentucky Air National Guard

YEARS WITH LOUISVILLE: 4

MEDICAL STAFF

Dr. Walter Badenhausen (Orthopedics)

Dr. John Lach (Family Practice)

Dr. Keith Myrick (Foot & Ankle)

Dr. Jeff Fortes (Chiropractor)

Dr. Patrick Carroll (Team Dentist)

Jason Lemon (Physician's Assistant)

2011 BATS PLAYERS



Ranked by *Baseball America* as the eighth best prospect in the Cincinnati Reds organization, Zack Cozart looks to build on a solid 2010 season.

YONDER ALONSO

INFIELDER

BORN: 4/8/87

BIRTHPLACE: Havana, CUBA

BATS/THROWS: L/R

HEIGHT: 6'2"

WEIGHT: 215

RESIDES: Doral, FL

COLLEGE: University of Miami



PLAYERS

CAREER HIGHLIGHTS: Entered the 2011 season rated the fourth-best prospect in the organization overall, the best hitter for average and the hitter with the best strike zone discipline...played for the World Team in the 2010 All-Star Futures Game in Anaheim...was International League Player of the Week for 7/26-8/1, 2010...in 2009 was a Florida State League All-Star...was selected by the Reds in the first round (7th pick overall) of the June 2008 first-year player draft...just minutes before the 8/15/09 midnight deadline signed a 5-year Major League contract.

2010 SEASON: As a September callup was 1 of 10 Reds players to make his Major League debut...made 17 of his 22 apps for the Reds as a pinch hitter...made 3 starts, all at 1B while batting third, sixth and seventh in the order...was recalled on 9/1 and that night vs Mil made his Major League debut as a pinch hitter (grounded out)...as a PH on 9/4 at StL recorded his first career hit, a ground rule double off Mike MacDougal...in the ninth inning of the 11-1 win on 9/18 at Hou produced his first career RBI with a 2-run single off Eneiro Del Rosario...in 132 minor league apps for Carolina and Louisville hit .290 (36 2b, 2 3b, 15hr, 69rbi, 13sb)...his .290ba was eighth-best by any Reds minor leaguer...on 5/12 was promoted from Carolina to Louisville and led the Bats with 81 starts at 1B and 100 starts batting third in the order...from 7/26-8/1 was the International League's Player of the Week after leading all batters in hitting (.480), hits (12) and slugging (.960)...hit a grand slam on 7/2 at Durham...started at 1B for the World Team in the All-Star Futures Game in Anaheim and played the entire game (1-4)...entered the 2010 season rated the Reds' No. 2 prospect.

MINOR LEAGUES

2009: In 78g at Class A Sarasota and Class AA Carolina combined to hit .300 with 24 doubles, 9hr and 52rbi...missed 2 months while on Carolina's disabled list with a broken right hamate bone, an injury that required surgery on 6/23 (Dr. Timothy Kremchek)...was a Florida State League All-Star...produced a pair of 16-game hitting streaks for Sarasota, the second-longest streaks of the season in the FSL (17g)...played first base for Louisville in the International League playoffs (5g, 5-20, .250, 1 2b, 1hr, 2rb, 2bb, 3k, 2r)...was rated by *Baseball America* as the organization's best hitter for average and the hitter with the best knowledge of the strike zone...following the season played for the Peoria Seguaros in the prestigious Arizona Fall League and was selected to participate in the Rising Stars showcase (23g, .267, 2hr, 23rbi)...also played for Caguas in the Puerto Rican Winter League (16g, .213, 1hr, 6rbi)...**2008:** On 8/26 vs Clearwater made his professional debut, started at 1B batting third (1-3, 1 2b, 1r, 1bb, 1k)...played for Waikiki in the Hawaii Winter Baseball League (29g, .308, 9 2b, 4hr, 21rbi).

PERSONAL: Was born in Cuba...when he was 10 years old moved to the United States with father Luis, mother Damarys and sister Yainee...Luis was a player and coach for the esteemed Industriales club in Cuba...graduated from Coral Gables (FL) High School...was drafted by the Reds after his junior season at the University of Miami, where he hit .367 with 23hr and 71rbi in 61 apps for one of the nation's top baseball programs...as a freshman led UM into the College World Series with a team-best 69 RBI...the next season hit .376 and led the Atlantic Coast Conference with 18 homers...in 2005 was drafted out of high school by the Twins but did not sign.

Yr	Club	AVG	G	AB	R	H	2B	3B	HR	RBI	SH	SF	HB	BB	SO	SB	CS	E
08	Sarasota - A	.316	6	19	1	6	1	0	0	2	0	1	0	5	5	0	0	0
09	Sarasota - A	.303	49	175	21	53	13	0	7	38	0	2	0	24	30	0	1	5
	Carolina - AA	.295	29	105	12	31	11	0	2	14	0	2	0	14	15	1	0	3
	#GCL Reds - R	.133	6	15	0	2	0	0	0	0	0	0	0	3	1	0	0	0
10	Carolina - AA	.267	31	101	19	27	5	0	3	13	0	0	1	19	16	4	2	2
	Louisville - AAA	.296	101	406	50	120	31	2	12	56	0	1	1	37	76	9	1	2
	Cincinnati	.207	22	29	2	6	2	0	0	3	0	0	0	0	10	0	0	2
	Major Totals	.207	22	29	2	6	2	0	0	3	0	0	0	0	10	0	0	2
	Minor Totals	.291	222	821	103	239	61	2	24	123	0	6	2	102	143	14	4	12

Injury rehab

JOSE ARREDONDO

PITCHER

BORN: 3/12/84
BIRTHPLACE: San Pedro de Macoris, DR
BATS/THROWS: R/R
HEIGHT: 6'0"
WEIGHT: 175
RESIDES: San Pedro de Macoris, DR



CAREER HIGHLIGHTS: Last name is pronounced air-eh-DON-doe...in 2007 was a Texas League All-Star...in 2006 was a California League All-Star and Texas League Pitcher of the Week for 7/3-7/9...in 2005 was a Pioneer League All-Star...spent first 3 professional seasons as a shortstop.

2010 SEASON: Spent the season on Class AAA Louisville's disabled list following "Tommy John" surgery on 2/2 to repair the torn ulnar collateral ligament in his right elbow...went to spring training as a non-roster invitee...on 7/22 the Reds selected his contract and placed him on the 60-day disabled list.

2009: Made 62 relief apps for the Angels and Class AAA Salt Lake...in June and July was bothered by a sprained ulnar collateral ligament in his right elbow...began the season with LAA and posted a 5.55era in 25 apps before he was optioned on 6/9...at Salt Lake posted a 2.18era in 19 apps surrounding a stint on the DL...was recalled on 8/8 and in his last 18 apps of the season posted a 6.53era for the Angels...was not named to the postseason roster...following the season was non-tendered and became a free agent...on 1/22 was signed by the Reds to a minor league contract with an invitation to 2010 Major League spring training camp...threw 2.2 scoreless innings for Aguilas in the Dominican Winter League before the right elbow injury cut short his winter season.

2008: In his Major League debut went 10-2, 1.62 in 52 relief apps for the Angels...opponents hit just .190...led both leagues' relievers in victories and ranked second among all rookie relievers in ERA...did not allow a run in 43 of his 52 apps...LAA went 39-13 in games in which he pitched...helped establish a franchise record for most pitchers with at least 10 wins in a single season (6)...his 10 wins fell 2 shy of the club record for a reliever (12; Jack Sanford in 1966, Minnie Rojas in 1967)...his 11 earned runs allowed were the fewest ever by an Angels rookie reliever (minimum 40 apps)...made his big league debut in the ninth inning on 5/14 vs the WSox (1ip, 1h, 1er, 0bb, 1k, 1hr)...allowed a homer to the first batter he faced (Nick Swisher)...on 5/26 vs Det threw 2.0 scoreless innings to earn his first career victory...on 6/28 at LAD combined with Jered Weaver on a no-hitter, threw the last 2 innings.

MINOR LEAGUES

2007: In his first season as a reliever recorded a 2.40era and 10 saves in 25 apps for Class AA Arkansas and Class AAA Salt Lake...also made 28 apps and had 4 saves at Class A Rancho Cucamonga...with 10 saves at Arkansas tied for the staff lead...was a Texas League All-Star...**2006:** In 26 starts at Class A Rancho Cucamonga and Class AA Arkansas went 7-9, 4.00 with 1 shutout in 26 starts...was a California League All-Star...led Rancho Cucamonga in strikeouts (115)...5 times recorded at least 9 strikeouts in a game, including a season-high 11k on 5/31 vs Lancaster...was Texas League Pitcher of the Week after throwing a 5-hit shutout in his first Class AA start, on 7/5 at Wichita (2bb, 8k)...**2005:** In 13 starts and 7 relief apps at Class AA Arkansas and rookie league Orem combined to finish 5-0, 4.14...with a 4.19era for Orem ranked sixth in the Pioneer League...made 2 starts in the postseason and helped lead Orem to the championship...**2004:** During the Arizona League season made the transition from shortstop to pitcher...hit .191 in 28g and posted a 2.92era in 8 relief apps...**2002-2003:** Played shortstop in his first 2 professional seasons and hit .266 with 9 doubles, 4 triples, 30rbi in 9 stolen bases in 74 apps for the Angels' Dominican Summer League club.

PERSONAL: Formerly Francisco De La Cruz...graduated from Ava Josefa Puello High School.

Yr	Club	W-L	ERA	G	GS	CG	SHO	SV	IP	H	R	ER	HR	BB	SO	WP	BK
04	ASL Angels - R	0-0	2.92	8	0	0	0	1	12.1	14	10	4	1	4	14	2	0
05	Arkansas - AA	0-0	3.38	5	0	0	0	0	5.1	5	2	2	0	4	4	1	0
	Orem - R	5-0	4.19	15	13	0	0	0	68.2	76	34	32	4	20	60	6	0
06	Rancho Cucamonga - A	5-6	2.30	15	15	0	0	0	90.0	62	28	23	4	35	115	6	0
	Arkansas - AA	2-3	6.53	11	11	1	1	0	60.2	80	47	44	8	22	48	6	0
07	Arkansas - AA	0-1	2.52	23	0	0	0	10	25.0	16	10	7	2	12	28	1	0
	Salt Lake - AAA	0-0	3.00	2	0	0	0	0	3.0	2	1	1	0	2	1	0	0
	Rancho Cucamonga - A	2-4	6.43	28	0	0	0	4	35.0	46	31	25	5	11	34	5	0
08	Salt Lake - AAA	1-1	2.12	15	0	0	0	10	17.0	12	4	4	2	4	15	1	0
	Los Angeles (AL)	10-2	1.62	52	0	0	0	0	61.0	42	15	11	3	22	55	1	0
09	Los Angeles (AL)	2-3	6.00	43	0	0	0	0	45.0	47	30	30	6	23	47	5	1
	Salt Lake - AAA	1-1	2.18	19	0	0	0	1	20.2	13	7	5	1	14	24	1	0
10	Louisville - AAA	Injured, Did Not Play															
Major Totals		12-5	3.48	95	0	0	0	0	106.0	89	45	41	9	45	102	6	1
Minor Totals		16-16	3.92	141	39	1	1	26	337.2	326	174	147	27	128	343	29	0

BRIAN BARTON

OUTFIELDER

BORN: 4/25/82

BIRTHPLACE: Los Angeles, CA

BATS/THROWS: R/R

HEIGHT: 6'3"

WEIGHT: 187

RESIDES: Los Angeles, CA

COLLEGE: University of Miami



PLAYERS

OBTAINED: Signed by the Reds to a minor league contract on 12/12/10.

2010: Went to spring training with the Dodgers but was released on 3/26...spent the season with the Newark Bears and Bridgeport Bluefish of the independent Atlantic League of Professional Baseball...in 102 apps for Newark and Bridgeport combined to hit .348 with 19hr, 72rbi and 20sb...on 12/17 was signed by the Reds to a minor league contract with an invitation to 2011 Major League spring training camp...

2009: Made 124 apps in Class AAA for the Cardinals' Memphis and Braves' Gwinnett affiliates...was traded from StL to Atl on 4/20 for RHP Blaine Boyer...made 1 appearance for the Braves, on 6/3 vs Cubs pinch ran and was caught stealing...was his only day in the Major Leagues in 2009...on 12/23 was signed by the Dodgers to a minor league contract for 2010.

2008: Was selected by StL from Cle in the December 2007 Rule 5 Draft and spent the season on the Cardinals' roster...made his Major League debut on Opening Day by producing a pinch-hit single off Col's Taylor Buchholz...hit his first career homer on 5/27 vs Hou, a pinch-hit shot off Shawn Chacon...was 1 of only 3 National League batters to produce a pinch-hit cycle (single, double, triple, homer).

MINOR LEAGUES: At Class AA Akron, ranked second in the Eastern League in hitting (.314)...led the EL in times hit by a pitch (28) and his 30hbp overall, including 2 at Class AAA Buffalo, ranked second among all minor league players...2006: Led all Indians farmhands with 144 hits and 88 runs scored...2005: Among all Indians minor leaguers ranked second in hitting (.300) and fourth in steals (20).

PERSONAL: Attended the University of Miami, where as a junior he hit .371 and was named to the College World Series all-tournament team...majored in aerospace engineering at UM...interned at Boeing in the satellite systems department in El Segundo.

Yr	Club	AVG	G	AB	R	H	2B	3B	HR	RBI	SH	SF	HB	BB	SO	SB	CS	E
2005	Lake County - A	.414	35	133	31	55	14	1	4	32	0	1	8	18	21	7	2	1
	Kinston - A	.274	64	223	42	61	15	6	3	32	1	0	15	34	57	13	8	1
2006	Kinston - A	.308	82	295	56	91	16	3	13	57	3	6	16	39	83	26	3	3
	Akron - AA	.351	42	151	32	53	5	0	6	26	0	2	5	13	26	15	5	0
2007	Akron - AA	.314	106	389	56	122	18	2	9	59	2	1	*28	41	99	20	9	2
	Buffalo - AAA	.264	25	87	9	23	3	0	1	7	0	0	2	7	18	1	1	2
2008	St. Louis	.268	82	153	23	41	9	2	2	13	4	1	2	19	39	3	1	2
	#Memphis - AAA	.260	19	73	12	19	2	2	3	11	0	2	2	9	23	1	4	0
2009	Memphis - AAA	.107	10	28	2	3	0	0	0	1	0	0	0	4	9	3	0	0
	Gwinnett - AAA	.266	114	369	47	98	17	4	7	46	2	3	7	45	101	17	7	10
	Atlanta	.000	1	0	0	0	0	0	0	0	0	0	0	0	0	0	1	0
2010	Newark - ALPB	.375	77	277	74	104	24	4	16	65	2	1	-	49	72	18	5	5
	Bridgeport - ALPB	.264	25	91	12	24	1	0	3	7	0	0	-	5	34	2	3	1
Major Totals		.268	83	153	23	41	9	2	2	13	4	1	2	19	39	3	2	2
Minor Totals		.300	497	1748	287	525	90	18	46	271	8	15	83	210	437	103	39	19

* Led league, # Injury rehab

BRAD BOXBERGER
PITCHER

BORN: 5/27/88
BIRTHPLACE: Fullerton, CA
BATS/THROWS: R/R
HEIGHT: 6'2"
WEIGHT: 185
RESIDES: Goodyear, AZ
COLLEGE: Southern California



OBTAINED: Selected as the Reds' supplemental first round pick (1A) in the 2009 First-Year Player Draft (43rd overall).

2010: in his first full professional season went a combined 5-10 with a 4.91 ERA in 36 appearances (13 starts) with Class-A Lynchburg and Double-A Carolina...fanned 110 in 91.2 total innings...ranked fifth among all Reds farmhands in strikeouts...named Carolina League All-Star.

2009: pitched for the Peoria Saguaros in the prestigious Arizona Fall League...Following the 2009 season, Baseball America ranked him as the 9th-best prospect in the organization...in that publication's Best Tools section, was selected as having the Best Fastball in the Reds system.

PERSONAL: Graduated from Foothill HS (Tustin, CA) where as a senior was named 2006 CIF Division II Player of the Year...also that year was recognized as Orange County Player of the Year by the Los Angeles Times and the Orange County Register...played collegiately at the University of Southern California where in 2009 earned All-PAC 10 honors...his father Rod was the MVP of the 1978 USC national championship team that went 54-9.

PLAYERS

Yr	Club	W-L	ERA	G	GS	CG	SHO	SV	IP	H	R	ER	HR	BB	SO	WP	BK
2010	Lynchburg-A	4-6	3.19	14	13	0	0	0	62.0	57	30	22	3	20	70	1	0
	Carolina-AA	1-4	8.49	22	0	0	0	1	29.2	35	28	28	4	22	40	5	1
Minor League Totals - 1 yr		5-10	4.91	36	13	0	0	1	91.2	92	58	50	7	42	110	6	1

ERIC CAMPBELL

INFIELDER

BORN: 8/6/85

BIRTHPLACE: Evansville, IN

BATS/THROWS: R/R

HEIGHT: 6'0"

WEIGHT: 205

RESIDES: Haubstadt, IN



PLAYERS

OBTAINED: Signed as a minor league free-agent on 10/29/10.

2010: played for Fargo-Moorehead in the independent Northern League.

2009: spent the season with Double-A Mississippi...reached base safely in 14 straight games from 6/22-7/6 (.320, 16-50, 8bb)...had 22 multi-hit games...signed with the Phillies organization on 12/11 and released on 4/2.

2008: finished fourth in the Southern League with 19 homers...named Atlanta's Minor League Player of the Month for July (.284, 18rbi, 19bb)...following the season played for Mayos de Navajoa of the Mexican League.

2007: spent time on the disabled list from 4/13-5/21 with a left thumb injury and from 8/9-8/16 with left shoulder soreness.

2006: led the South Atlantic League with 22 homers...finished 5th in the league in both slugging (.571) and extra-base hits (52)...named Rome MVP by Atlanta organization...his 22 HR and 77 RBI set single-season Rome records...selected as a SAL All-Star...twice named SAL Player of the Week (4/25-5/1 & 8/6-8/13)...following the season played in the Hawaiian League.

2005: named MVP of the Danville club and shared Appalachian League Player of the Year honors with teammate Max Ramirez...named Topps' Minor League Baseball Co-Player of the Year for the Appalachian League...led the league in doubles, HR, RBI, R and TB...ranked 3rd in H and 9th in AVG...named AL Player of the Week 7/18-7/21...set Danville records in doubles, homers, RBI and runs...77 runs set Appalachian League record...named AL All-Star...following the season was named to Baseball America's Postseason Rookie All-Star Team.

2004: in his first professional season was named GCL Player of the Month for June.

PERSONAL: Graduated from Gibson Southern HS (Ft. Branch, IN)...originally selected by Atlanta in the second round of the 2004 First-Year Player Draft (71st overall).

Yr	Club	AVG	G	AB	R	H	2B	3B	HR	RBI	SH	SF	HB	BB	SO	SB	CS	E
2004	GCL Braves-R	.251	56	211	30	53	7	0	7	29	1	1	2	15	47	3	1	14
	Rome-A	.136	7	22	0	3	0	0	0	1	0	0	1	2	7	0	0	1
2005	Danville-R	.313	66	262	77	82	26	2	18	64	0	4	4	28	64	15	4	10
2006	Rome-A	.296	116	449	83	133	27	3	22	77	0	3	5	23	68	18	4	21
2007	Myrtle Beach-A	.221	81	298	47	66	13	0	14	49	1	4	5	36	48	6	3	10
2008	Myrtle Beach-A	.255	88	330	56	84	15	1	19	67	0	3	7	50	58	4	1	15
2009	Mississippi-AA	.241	104	369	28	89	16	1	5	38	1	6	2	36	56	1	3	17
Minor League Totals - 6 yrs		.263	518	1941	321	510	104	7	85	325	3	21	26	190	348	47	16	88

SCOTT CARROLL
PITCHER



BORN: 9/24/84
BIRTHPLACE: Kansas City, MO
BATS/THROWS: R/R
HEIGHT: 6'4"
WEIGHT: 215
RESIDES: Liberty, MO
COLLEGE: Missouri State University

OBTAINED: Selected in the third round of the 2007 First-Year Player Draft.

2010: went a combined 4-11 with a 3.36 ERA in 25 games (24 starts) with Class-A Lynchburg and Double-A Carolina...his team scored 1 run or less in 6 of his 11 losses...his team was outscored 97-88 in games he pitched...held opponents to a .259 batting average...allowed 1 run or less in 12 of his 25 apps...collected 14 quality starts...ranked 7th among all Reds farmhands in ERA.

2009: went 2-2 with a 3.38 ERA in 9 games (8 starts) with Class-A Sarasota and Double-A Carolina...from 4/9-6/1 was on the restricted list...on 7/22 was transferred from Sarasota to Carolina...on 8/1 was placed on the disabled list (hip) and didn't pitch again for the rest of the season.

2008: went a combined 7-7 with a 3.60 ERA in 23 appearances (21 starts) for Class-A Dayton and Class-A Sarasota...began the season with Dayton where he went 1-2 with a 3.75 ERA in 9 starts...over 3 starts from 4/21-5/4 pitched 16.1 consecutive shutout innings...promoted to Sarasota on 5/26 where he went 6-5 with a 3.51 ERA in 14 appearances (12 starts)...as a starter with the SaraReds went 5-4 with a 2.80 ERA...in his 2 relief appearances gave up 12 runs (9er)...over 3 starts from 7/14-7/25 pitched 18.0 consecutive scoreless innings...allowed just 1 run over those 3 starts (22ip, 15h, 2bb, 19k)...was named Florida State League Pitcher of the Week for 7/14-7/20.

PERSONAL: Graduated from Liberty High School (Liberty, MO) where he starred as a quarterback and a pitcher...attended Purdue University...later transferred to Missouri State University where he was the starting quarterback on the football team and a standout pitcher on the baseball squad.


PLAYERS

Yr	Club	W-L	ERA	G	GS	CG	SHO	SV	IP	H	R	ER	HR	BB	SO	WP	BK
2007	Billings-R	0-1	2.93	6	5	0	0	0	15.1	14	8	5	0	5	15	2	3
2008	Dayton-A	1-2	3.75	9	9	0	0	0	48.0	50	22	20	2	16	24	3	1
	Sarasota-A	6-5	3.51	14	12	0	0	0	82.0	90	38	32	2	21	58	5	0
2009	Sarasota-A	2-2	2.68	7	6	0	0	0	40.1	40	18	12	5	6	14	1	0
	Carolina-AA	0-0	9.00	2	2	0	0	0	5.0	9	6	5	0	3	3	1	0
2010	Lynchburg-A	1-2	2.10	5	4	0	0	0	30.0	24	8	7	4	7	13	1	0
	Carolina-AA	3-9	3.68	20	20	2	0	0	117.1	120	58	48	6	30	66	4	0
Minor League Totals - 4 yrs		13-21	3.43	63	58	2	0	0	338.0	347	158	129	19	88	193	17	4

JOSE CASTRO

INFIELDER

BORN: 11/5/86
BIRTHPLACE: Caguas, PR
BATS/THROWS: S/R
HEIGHT: 5'8"
WEIGHT: 173
RESIDES: Caguas, PR
COLLEGE: Miami-Dade Comm. College



PLAYERS

OBTAINED: Acquired from New York (NL) along with OF Sean Henry in exchange for 1B/OF Jeff Conine on 8/20/07.

2010: batted .235 with 32 RBI and 24 runs in 113 games with Double-A Carolina...appeared in 53g at 2B, 45g at 3B and 14g at SS.

2009: batted .270 with 1 HR and 29 RBI in 104 games with Double-A Carolina...appeared in 58 games as a second baseman, 27 games as a third baseman and 9 games as a shortstop...committed just 5 errors in 288 total chances (.983) and just 2 miscues in 211 total chances as a second baseman (.991)...following the season played for Caguas in the Puerto Rican League.

2008: batted a combined .238 with 1 HR and 22 RBI with Double-A Chattanooga and Class-A Sarasota...while with Sarasota had a 14-game hitting streak from 6/12-6/29 (.298, 17-57)...following the season played for Caguas in the Puerto Rican League.

2007: batted a combined .312 with 2 HR and 26 RBI in 90 games with Class-A St. Lucie and Double-A Chattanooga...had a 10-game hitting streak from 5/3-5/12 (17-41, .415)...batted .471 in June (33-70, 18g)...on 8/20 was traded along with OF Sean Henry to the Reds in exchange for 1B/OF Jeff Conine...was named to the Florida State League All-Star team and to the FSL Post-Season All-Star team.

2006: batted .219 in 118 games with Class-A Hagerstown.

2005" in his first professional season appeared in 8 games with Rookie Kingsport.

PERSONAL: Attended Miami-Dade Community College.

Yr	Club	AVG	G	AB	R	H	2B	3B	HR	RBI	SH	SF	HB	BB	SO	SB	CS	E
2005	Kingsport-R	.286	8	14	1	4	0	0	0	1	0	0	1	2	1	0	1	1
2006	Hagerstown-A	.219	118	434	38	95	12	1	0	38	21	0	20	21	52	6	4	29
2007	St. Lucie-A	.318	77	308	47	98	12	1	2	25	13	1	11	11	21	7	10	17
	Chattanooga-AA	.278	13	54	5	15	2	1	0	1	1	0	2	2	8	1	0	1
2008	Chattanooga-AA	.235	24	68	6	16	4	1	0	7	4	0	1	4	4	0	1	5
	Sarasota-A	.238	91	357	31	85	12	3	1	15	4	0	8	9	31	2	3	20
2009	Carolina-AA	.270	104	333	30	90	13	2	1	29	8	3	3	11	30	2	4	5
2010	Carolina-AA	.235	113	357	24	84	13	0	0	32	11	4	7	14	39	1	0	13
Minor League Totals - 6 yrs		.255	579	2041	197	521	71	11	5	158	67	8	59	80	195	21	23	91

TOM COCHRAN

PITCHER

BORN: 10/16/82

BIRTHPLACE: Wilmington, DE

BATS/THROWS: L/L

HEIGHT: 6'2"

WEIGHT: 195

RESIDES: Wilmington, DE

COLLEGE: Middle Georgia JC



OBTAINED: Signed a minor league contract on 6/1/09.

2010, spent most of the season at Double-A Carolina where he went 8-5 with a 2.69 ERA in 25 starts (.239oba)...was named Southern League mid-season and post-season all-star... named SL Pitcher of the Week for 4/8-4/19 (2-0, 12ip, 5h, 2r/1er, 15k, 3bb)...collected 10 quality starts...held righties to a .231 batting average (88-381)...on 9/3 was promoted to Triple-A Louisville where that night he made his only start of the season for the Bats (4ip, 8h, 3r/3er, 2bb, 5k)...his 2.81 overall ERA ranked second among all Reds farmhands.

2009: after appearing in 7 games for Lancaster of the Independent Atlantic League, signed with the Cincinnati organization on 6/1 and made his debut with Double-A Carolina the same day...allowed 3 runs or less in 10 of his 15 starts with the Mudcats...on 8/28 was transferred to Triple-A Louisville...went 1-0 with a 3.07 ERA in 3 starts with the Bats (14.2ip, 5er, 12k).

2006-2009: went 37-24 with a 3.72 ERA in 87 games (79 starts) for 4 separate Independent League teams, including Ohio Valley (Frontier League, 2005), Washington (Frontier League, 2006-07), Worcester (Can-Am League, 2008) and Lancaster (Atlantic League, 2009).

2006: signed with the Philadelphia organization on 1/4 but was released on 3/26.

2005: was released from the Boston organization on 3/25/05.

2004: made 4 relief appearances with Class-A Sarasota...transferred to Class-A Lowell on 4/22...made 5 straight scoreless appearances from 7/4-7/20 (2h, 6.1ip).

2003: in his first professional season went 2-3 with a 4.86 ERA in 20 relief appearances for Class-A Lowell...did not allow a run in his first 7 pro outings (8.2ip, 5h).

PERSONAL: Graduated from St. Mark's High School (Wilmington, DE)...played collegiately at Middle Georgia Junior College...originally selected by Boston in the 20th round of the 2003 First-Year Player Draft.

PLAYERS

Yr	Club	W-L	ERA	G	GS	CG	SHO	SV	IP	H	R	ER	HR	BB	SO	WP	BK
2003	Lowell-A	2-3	4.86	20	0	0	0	2	33.1	40	26	18	5	4	20	0	1
2004	Sarasota-A	0-0	16.50	4	0	0	0	0	6.0	12	11	11	2	3	1	0	0
	Lowell-A	0-4	5.00	22	0	0	0	3	36.0	39	24	20	2	12	33	3	0
2005	Ohio Valley-I	7-6	4.73	19	19	2	1	0	123.2	132	77	65	19	56	109	9	1
2006	Washington-I	8-5	3.25	22	22	3	3	0	127.1	111	54	46	8	44	105	5	1
2007	Washington-I	6-8	3.90	20	19	1	0	0	115.1	99	59	50	8	51	93	3	1
2008	Worcester-I	13-3	2.79	19	16	2	1	2	119.1	103	44	37	13	40	84	1	0
2009	Lancaster-I	3-2	4.67	7	3	0	0	0	27.0	28	20	14	1	12	22	0	0
	Carolina-AA	4-6	3.18	17	15	1	1	1	87.2	79	42	31	8	34	70	1	0
	Louisville-AAA	1-0	3.07	3	3	0	0	0	14.2	18	7	5	0	9	12	0	0
2010	Carolina-AA	8-5	2.69	25	25	0	0	0	137.0	117	52	41	11	53	99	2	2
	Louisville-AAA	0-0	6.75	1	1	0	0	0	4.0	8	3	3	0	2	5	0	0
Minor League Totals - 8 yrs		52-42	3.69	179	123	9	6	8	831.1	786	419	341	77	320	653	24	6

DAVID COOK

OUTFIELDER

BORN: 7/21/81
BIRTHPLACE: Columbus, OH
BATS/THROWS: R/R
HEIGHT: 5'11"
WEIGHT: 195
RESIDES: Columbus, OH
COLLEGE: Miami (OH) University



PLAYERS

OBTAINED: Signed as a minor league free agent on 11/24/10.

2010, batted a combined .248 with 12 HR and 42 RBI with Triple-A Round Rock and Double-A Corpus Christi (Astros).

2009, following the season, signed as a minor league free agent with the Astros on 12/11...batted a combined .260 with 26 HR and 86 RBI in 124g with Double-A Birmingham and Triple-A Charlotte (WSox)...named Southern League mid-season and post-season all-star.

2008, batted a combined .284 with 19 HR and 56 RBI with Birmingham and Charlotte...ranked among WSox farmhands in on-base pct. (1st, .467), walks (1st, 93), HR (3rd, 19), total bases (4th, 215), extra-base hits (T4th, 49) and slugging (6th, .493)...named Southern League All-Star...following the season played in the Dominican and Venezuelan Leagues.

2007, batted a combined .283 with 24 HR and 75 RBI in 122g with Class-A Winston and Birmingham...ranked among organizational leaders in several offensive categories...named Carolina League Batter of the Week for 4/5-4/15...named Southern League Batter of the Week for 8/6-8/12.

2006, ranked second in the Carolina League in runs (76) and walks (77)...ranked among organizational leaders in several offensive categories...named Carolina League Batter of the Week for 6/19-6/25.

2005, ranked fifth in the South Atlantic League in slugging (.552) and T5th in HR (24).

2004, belted a combined 16 HR with 50 RBI with Kannapolis and Great Falls.

2003, in his first professional season, batted a combined .177 with Great Falls and Kannapolis.

PERSONAL: Originally drafted in the 9th round by the WSox in 2003...played collegiately at the esteemed Miami University in Oxford, OH...earned second-team All-MAC honors in '03...graduated from St. Francis De Sales HS.

Yr	Club	AVG	G	AB	R	H	2B	3B	HR	RBI	SH	SF	HB	BB	SO	SB	CS	E
2003	Great Falls - R	.273	6	22	5	6	0	0	0	2	1	0	0	2	8	0	0	0
	Kannapolis - A	.162	40	136	14	22	5	0	0	7	0	1	0	13	36	4	0	2
2004	Kannapolis - A	.214	60	192	31	41	8	1	8	28	0	2	7	31	62	5	5	3
	Great Falls - R	.301	34	113	26	34	3	1	8	22	0	0	1	20	26	2	2	3
2005	Kannapolis - A	.283	109	368	75	104	21	3	24	65	0	3	4	72	105	8	6	4
2006	Winston-Salem AA	.233	130	437	76	102	24	5	16	58	3	5	6	77	108	17	4	5
2007	Winston-Salem AA	.279	93	340	73	95	22	3	16	50	0	6	3	51	77	10	8	5
	Birmingham - AA	.293	29	99	19	29	5	2	8	25	0	1	2	24	22	2	2	1
2008	Birmingham - AA	.313	63	208	44	65	15	2	12	30	0	3	1	62	47	8	7	3
	Charlotte - AAA	.259	65	228	32	59	11	2	7	26	0	1	2	31	65	6	0	5
2009	Charlotte - AAA	.192	7	26	2	5	0	0	1	2	1	0	0	1	9	0	0	1
	Birmingham - AA	.264	117	421	87	111	24	3	25	84	0	3	8	64	84	9	7	5
2010	Round Rock - AAA	.280	9	25	3	7	3	0	1	6	0	1	0	4	10	1	0	2
	Corpus Christi - AA	.245	109	310	50	76	13	2	11	36	1	2	4	40	84	7	2	5
Minor Totals - 8 yrs		.258	871	2925	537	756	154	24	137	441	6	28	38	492	743	79	43	44

MIKE COSTANZO

INFIELDER

BORN: 9/9/83
BIRTHPLACE: Springfield, PA
BATS/THROWS: L/R
HEIGHT: 6'3"
WEIGHT: 205
RESIDES: Glen Mills, PA
COLLEGE: Coastal Carolina University



OBTAINED: Purchased from the Atlantic League on 5/16/10.

2010: released by the Orioles on 4/2...signed with the Reds on 5/16...batted a combined .266 with 11 HR and 51 RBI in 94 games with Double-A Carolina and Triple-A Louisville...spent most of the season at Carolina where he was named a Southern League all-star...after his promotion to Louisville on 9/1, spent the rest of the season with the Bats (6g).

2009: batted a combined .202 in 82 games with Triple-A Norfolk and Double-A Bowie.

2008: led the Tides in walks and finished third on the club in HR and RBI and fourth in slugging.

2007: finished second in the Eastern League with 27 HR and third in runs scored (92)...batted .348 (49-141) with 9 HR and 31 RBI over his final 38g starting 7/25, raising his average 30 points...following the season played for the Peoria Saguaros in the prestigious Arizona Fall League where he was selected to participate in the AFL Rising Stars Showcase game...on 11/7 was acquired by the Astros from the Phillies along with OF Michael Bourn and RHP Geoff Geary in exchange for RHP Brad Lidge and IF Eric Bruntlett...on 12/12 was acquired by the Orioles from the Astros along with OF Luke Scott, RHP's Matt Albers and Dennis Sarfate and LHP Troy Patton in exchange for SS Miguel Tejada.

2006: led Class-A Clearwater in HR, doubles and games played...homered in consecutive games for the first time in his career 4/21-4/22 and then in three consecutive games from 8/10-8/12...named to the Florida State League's mid-season and post-season all-star teams.

2005: finished T4th in HR and at-bats and T7th in RBI in the New York-Penn League...led Batavia in slugging (.473), total bases (133) and games (73).

PERSONAL: Played collegiately at Coastal Carolina University...originally selected by Philadelphia in the second round of the 2005 First-Year Player Draft.

PLAYERS

Yr	Club	AVG	G	AB	R	H	2B	3B	HR	RBI	SH	SF	HB	BB	SO	SB	CS	E
2005	Batavia-A	.274	73	281	47	77	17	3	11	50	0	4	3	35	89	0	1	21
2006	Clearwater-A	.258	135	504	72	130	33	1	14	81	2	2	11	74	133	3	2	25
2007	Reading-AA	.270	137	508	92	137	29	1	27	86	0	5	7	75	157	2	0	34
2008	Norfolk-AAA	.261	129	483	56	126	28	2	11	63	0	2	1	52	159	2	2	22
2009	Norfolk-AAA	.206	22	68	8	14	4	2	0	8	0	1	1	13	21	0	0	1
	Bowie-AA	.201	60	204	25	41	12	1	3	29	0	2	0	27	58	0	2	6
2010	Carolina-AA	.270	88	307	47	83	21	2	11	50	1	4	6	33	84	7	0	14
	Louisville-AAA	.167	6	12	2	2	1	0	0	1	0	0	0	3	5	0	0	0
Minor League Totals - 6 yrs		.258	650	2367	349	610	145	12	77	368	3	20	29	312	706	14	7	123

ZACK COZART

INFIELDER

BORN: 8/12/85
BIRTHPLACE: Memphis, TN
BATS/THROWS: R/R
HEIGHT: 6'0"
WEIGHT: 196
RESIDES: Collierville, TN
COLLEGE: University of Mississippi



ACQUIRED: Was selected by the Reds in the second round of the June 2007 first-year player draft. Was signed by Jerry Flowers.

CAREER HIGHLIGHTS: Last name is pronounced COE-zart...entered the 2011 season rated the eighth-best prospect in the organization...in 2010 received the Mary E. Barney Award as Louisville's Most Valuable Player and was a *Baseball America* Class AAA All-Star...in 2009 was a Southern League All-Star, the organization's Minor League Player of the Month for June and the SL's Player of the Week for 6/1-6/7...in 2008 was a Midwest League All-Star and a *Baseball America* Class A All-Star.

2010 SEASON: In his first season at Class AAA received the Mary E. Barney Award as Louisville's Most Valuable Player...was a *Baseball America* Class AAA All-Star...led the International League in at bats (553) and runs (91) and ranked among the leaders in games played (136, T4th), hits (141, 5th) and stolen bases (30, T5th)...led all IL shortstops in fielding percentage (.977)...was 1 of 6 players to spend the entire season with Louisville (Jared Burton, Chad Reineke, Wilkin Castillo, Todd Frazier, Danny Dorn) and 1 of only 4 players to be on the Bats' active roster all year (Castillo, Frazier, Reineke)...his 30 steals were fourth-most by any Reds farmhand...entered the season rated by *Baseball America* as the organization's 10th-best prospect...on 11/19 was added to the 40-man roster...was a non-roster invitee to 2010 Major League spring training camp.

SEASON HIGHLIGHTS

2009: In just his second full professional season, at Class AA Carolina was a Southern League All-Star...was the organization's Minor League Player of the Month for June (27g, .319, 6hr, 12rbi, .574slg, .414obp) and the SL's Player of the Week for 6/1-6/7 (10-29, .345, 4hr)...from 5/28-6/9 produced a 13-game hitting streak (20-52, .385, 4hr, 10rbi)...homered twice on 6/18 at Tennessee...following the season played for the Peoria Saguaros of the prestigious Arizona Fall League (13g, .340, 2hr, 10rbi, 3sb)...**2008:** At Class A Dayton was a Midwest League All-Star and a *Baseball America* Class-A All-Star...was voted by league managers as the best defensive shortstop in the MWL...led the Dragons in hitting (.280)...twice hit 2 homers in a game (5/28 at Ft. Wayne, 6/21 vs Great Lakes)...on 4/27 at Kane County hit a grand slam...on 6/26 vs South Bend hit a game-winning HR in the bottom of the 10th inning.

PERSONAL: In 2004 graduated from Collierville (TN) High School, where he starred in baseball, basketball and football...played at the University of Mississippi.

Yr	Club	AVG	G	AB	R	H	2B	3B	HR	RBI	SH	SF	HB	BB	SO	SB	CS	E
07	Dayton - A	.239	53	184	28	44	7	2	2	18	3	1	2	11	36	3	1	9
08	Dayton - A	.280	109	418	57	117	20	6	14	49	6	6	10	24	77	3	3	10
09	Carolina - AA	.262	131	462	72	121	29	2	10	59	2	4	10	63	87	10	2	23
10	Louisville - AAA	.255	136	*553	*91	141	30	4	17	67	5	6	6	40	107	30	4	15
Minor Totals		.262	429	1617	248	423	86	14	43	193	16	17	28	138	307	46	10	57

* Led International League

CHRIS DENOVE

CATCHER

BORN: 12/9/82
BIRTHPLACE: Westlake Village, CA
BATS/THROWS: R/R
HEIGHT: 6'1"
WEIGHT: 214
RESIDES: Agoura Hills, CA
COLLEGE: UCLA



ACQUIRED: Was selected by the Reds in the 32nd round of the 2005 first-year player draft. Was signed by Mike Misuraca.

CAREER HIGHLIGHTS: Last name is pronounced deh-NO-vee...in 2010 and 2011 was a non-roster invitee to Major League spring training camp.

2010 SEASON: In 81 apps hit .292 with 5hr, 35rbi and 4 stolen bases during 3 stints at Class AA Carolina (4/3-5/28, 7/24-8/2, 8/17-remainder of the season) and 2 stints at Class AAA Louisville (5/29-7/23, 8/3-8/16).

SEASON HIGHLIGHTS

2009: In 73g at Class AA Carolina and Class AAA Louisville combined to hit .279 (17 2b, 4hr, 29rbi)...from 6/28-7/24 was on Carolina's disabled list with a sprained left thumb...in his second career Triple-A game homered for his first hit...on 6/4 vs Tennessee went 4-for-4 with 3 doubles, a walk and 2rbi...in 5g vs Durham in the International League playoffs produced 2 doubles, 2 homers and 5rbi...**2008:** In 59 apps at Class A Sarasota and Class AA Chattanooga combined to hit .249 with 13 doubles...**2007:** Missed the entire season following surgery to repair the torn labrum and rotator cuff in his right shoulder.

PERSONAL: In 2001 graduated from Agoura (CA) High School...in 2009 graduated from UCLA with a degree in applied mathematics with a specialization in computation... is married.

Yr	Club	AVG	G	AB	R	H	2B	3B	HR	RBI	SH	SF	HB	BB	SO	SB	CS	E
05	Billings - R	.261	49	138	28	36	8	0	3	23	2	0	6	23	29	2	1	9
06	Dayton - A	.179	55	162	16	29	6	0	1	17	3	2	2	13	38	0	0	6
07	Dayton - A	Injured - Did Not Play																
08	Sarasota - A	.286	6	14	1	4	1	0	0	2	1	0	0	3	1	0	0	0
	Chattanooga - AA	.245	53	163	11	40	12	0	0	14	4	3	2	20	30	1	2	3
09	Carolina - AA	.264	48	144	14	38	13	0	3	18	2	1	5	15	18	0	1	3
	Louisville - AAA	.307	25	75	8	23	4	0	1	11	2	3	1	4	19	0	1	1
10	Carolina - AA	.313	48	150	22	47	11	0	4	26	0	0	1	16	24	3	0	2
	Louisville - AAA	.262	33	107	16	28	3	0	1	9	1	0	3	11	20	1	0	2
Minor Totals		.257	317	953	116	245	58	0	13	120	15	9	20	105	179	7	5	26

DANNY DORN

OUTFIELDER

BORN: 7/20/84

BIRTHPLACE: San Dimas, CA

BATS/THROWS: L/L

HEIGHT: 6'2"

WEIGHT: 205

RESIDES: Diamond Bar, CA

COLLEGE: Cal-State Fullerton



PLAYERS

ACQUIRED: Was selected by the Reds in the 32nd round of the 2006 first-year player draft. Was signed by Mike Misuraca.

CAREER HIGHLIGHTS: Was Southern League Player of the Week for 8/18-8/24, 2008... in 2006 won the Pioneer League batting championship, twice was named the league's Player of the Week (7/24-7/30, 8/28-9/4) and was the organization's Minor League Player of the Month for August... in 2010 and 2011 was a non-roster invitee to Major League spring training camp.

2010 SEASON: Was 1 of 6 players to spend the entire season with Class AAA Louisville (Jared Burton, Chad Reineke, Wilkin Castillo, Todd Frazier, Zack Cozart)...from 5/12-6/24 was on the Bats' disabled list with a broken left hand...on 5/4 at Buffalo tied career highs with 4 hits and 4 runs scored...on 9/2 and 9/3 at Indianapolis produced consecutive 4-RBI games...participated in his first Major League spring training camp...following the season played for Leones del Caracas in the Venezuelan Winter League.

SEASON HIGHLIGHTS

2009: Spent the season at Louisville, where he batted .275 with 14hr and 47rbi in 112 apps...beginning 6/1 through the end of the season hit .322...belted 2 home runs on 5/11 vs Scranton/Wilkes-Barre...following the season played for Anzoategui of the Venezuelan Winter League (17g, .250, 1 double, 4hr, 9rbi)...**2008:** Spent most of the season at Class AA Chattanooga, where he hit .277 with 21hr and 60rbi in 98 apps...ranked among Southern League leaders in home runs (3rd) and slugging (.539, 4th)...had four 2-homer games, including in back-to-back contests on 7/12 vs Huntsville and 7/16 at Mobile (also 6/6 at Tennessee, 8/6 vs Tennessee)...belted a grand slam on 7/1 vs West Tenn...spent 5g with Class A Sarasota, where he went 5-for-20 with a home run and 3rbi...overall his 22 homers ranked second among all Reds farmhands...led Reds minor leaguers with a .537 slugging percentage...was named Southern League Player of the Week for 8/18-8/24 (14-27, .519, 3hr, 4rbi)...**2007:** Hit .287 with 20hr and 87rbi in 118g with Class A Sarasota and Class AA Chattanooga...ranked among organization leaders in home runs (T4th) and RBI (4th)...**2006:** Spent his first professional season at Rookie Billings, where he batted .354 with 8hr and 40rbi in 60g...led the Pioneer League in batting and slugging percentage (.573) and ranked second in on-base percentage (.457)...twice named Pioneer League Player of the Week (7/24-7/30, 8/28-9/4)...was named the organization's Minor League Player of the Month for August (.326, 6hr, 27rbi, 23bb, 27g)...from 8/27-8/30, in the 4-game series at Ogden went 6-for-12 (.500) with 4 homers, a grand slam, 7 runs and 11rbi...was 1 of 3 Reds minor leaguers to win his league's batting crown (Norris Hopper, .347, International League; Joey Votto, .319, Southern League).

PERSONAL: Graduated from Diamond Bar High School...attended Cal State Fullerton, where he played baseball for 4 years with former Reds minor leaguer Justin Turner.

Yr	Club	AVG	G	AB	R	H	2B	3B	HR	RBI	SH	SF	HB	BB	SO	SB	CS	E
06	Billings - R	.354	60	206	48	73	17	2	8	40	2	1	4	36	36	3	0	1
07	Sarasota - A	.281	92	338	49	95	21	1	12	66	0	5	12	32	69	3	1	1
	Chattanooga - AA	.311	26	90	20	28	6	1	8	21	0	1	3	15	23	1	0	0
08	Chattanooga - AA	.277	98	336	64	93	21	2	21	60	1	2	7	42	84	1	0	2
	Sarasota - A	.250	5	20	3	5	2	0	1	3	0	0	0	1	8	0	0	0
09	Louisville - AAA	.275	112	357	45	98	21	1	14	47	1	3	5	30	78	2	1	6
10	Louisville - AAA	.302	84	275	50	83	24	2	13	46	0	0	6	38	81	0	0	2
Minor Totals		.293	477	1622	279	475	112	9	77	283	4	12	37	194	379	10	2	12

* Led Pioneer League

ERIC EYMANN

INFIELDER

BORN: 2/9/84
BIRTHPLACE: Omaha, NE
BATS/THROWS: R/R
HEIGHT: 6'2"
WEIGHT: 195
RESIDES: Omaha, NE
COLLEGE: Kansas State University



OBTAINED: Selected in the 19th round of the 2005 First-Year Player Draft.

2010: batted a combined .264 with 6 HR and 44 RBI in 108 games with Double-A Carolina and Triple-A Louisville...appeared at every infield position (66g at 1B, 34g at 3B, 7g at 2B, 2g at SS).

2009: batted a combined .218 with 2 HR, 28 RBI and a .589 slugging pct. in 107 games with Double-A Carolina and Triple-A Louisville...overall appeared in 55g at 2B, 25g at 3B, 12g at 1B and 10g at SS.

2008: batted .299 with 8 HR and 71 RBI in 125 games with Double-A Chattanooga...ranked second among Reds organizational leaders in batting average...was named Reds Minor League Player of the Month for May (30-91, .330, 27g)...selected as a Southern League All-Star...collected 8 RBI on 5/18 vs Mississippi (3-5, 3r).

2007: batted .246 with 8 HR and 53 RBI in 130 games with Class-A Sarasota...finished fifth in the Florida State League with 491 at-bats...belted a pair of home runs on 5/19 at Clearwater...enjoyed an 11-game hitting streak from 7/2-7/13 (17-46, .370).

2006: spent the season at Class-A Dayton where he batted .238 with 4 HR and 41 RBI in 119 games...was selected to play in the Midwest League All-Star Game where he walked in his only plate appearance.

2005: spent all but 1 game of his first professional season with Rookie Billings where he batted .239 with 3 HR and 12 RBI in 34 games...played 1 game with the Rookie GCL Reds.

PERSONAL: Graduated from Creighton Prep High School (Omaha, NE)...attended Kansas State University.

PLAYERS

Yr	Club	AVG	G	AB	R	H	2B	3B	HR	RBI	SH	SF	HB	BB	SO	SB	CS	E
2005	Billings-R	.239	34	113	16	27	4	2	3	12	0	0	2	11	33	2	0	11
	GCL Reds-R	.333	1	3	1	1	1	0	0	0	0	0	1	0	1	0	0	0
2006	Dayton-A	.238	119	437	51	104	29	5	4	41	2	2	6	35	95	2	4	14
2007	Sarasota-A	.246	130	491	61	121	28	4	8	53	4	5	4	23	103	3	3	17
2008	Chattanooga-AA	.299	125	445	62	133	31	3	8	71	6	3	6	25	65	5	4	23
2009	Carolina-AA	.234	74	222	21	52	12	0	1	21	0	3	6	19	38	1	2	6
	Louisville-AAA	.178	33	90	11	16	4	2	1	7	0	1	1	6	19	0	1	2
2010	Carolina-AA	.259	90	328	37	85	18	2	5	38	1	4	2	21	56	7	3	5
	Louisville-AAA	.294	18	51	7	15	4	1	1	6	0	1	0	1	11	0	1	0
Minor League Totals - 6 yrs		.254	624	2180	267	554	131	19	31	249	13	19	28	141	421	20	18	78

CARLOS FISHER

PITCHER

BORN: 2/22/83

BIRTHPLACE: Duarte, CA

BATS/THROWS: R/R

HEIGHT: 6'4"

WEIGHT: 225

RESIDES: Duarte, CA

COLLEGE: Lewis & Clark State College



PLAYERS

CAREER HIGHLIGHTS: In 2007 was both a Florida State League and Southern League All-Star...was the organization's Minor League Pitcher of the Month for August 2006 and May 2007...was Florida State League Pitcher of the Week for 4/5-4/15, 2007...was Southern League Pitcher of the Week for 7/16-7/22...was Midwest League Pitcher of the Week for 4/17-4/23, 2006... was named Pioneer League Pitcher of the Week for 6/21-6/26, 2005.

2010 SEASON: Made 18 relief apps during 4 stints with the Reds...from 4/22-5/31 posted a 9.82era in 11 apps, from 7/21-8/1 made 2 scoreless apps, from 8/7-8/18 made 1 scoreless appearance and beginning 9/1 through the end of the season posted a 5.40era in 4 apps...on 5/18 vs Mil threw 1.1 scoreless innings to earn the 5-4 Reds win...in the 7-1 loss on 7/22 vs Wsh tied his career high with 4 strikeouts in a season-high 3.2 innings (1h)...in the 7-3 loss on 8/9 vs StL established a new career high with 5 strikeouts over 3.1 innings (2h)...made 30 relief apps for Louisville...on 6/5 vs Pawtucket allowed 3er in 0.2ip...his ERA for the Bats in his other 29 apps was 0.76.

2009: Was 1 of 8 Reds players to make his Major League debut...11 times threw at least 2.0 innings and 16 times threw more than 1.0 inning...began the season at Louisville and went 2-0-2, 2.00 in 13 apps before he was promoted on 5/22 as 1 of 4 roster moves that day...posted a 4.05era in 34 apps for the Reds before he was optioned to Sarasota between games of the day/night DH on 8/31 vs Pit...returned to the Reds as a September callup and in 5 apps the rest of the season posted a 7.50era...in the 11-inning, 4-3 win on 5/24 vs Cle became the first Reds reliever to win his Major League debut since Hector Carrasco on 4/4/94 at StL...struck out his first big league batter (Kelly Shoppach)...in the 11-4 loss on 8/29 vs LAD allowed 5 earned runs without retiring any of 5 batters, raising his ERA from 2.96 to 3.94...his ERA in his other 38 apps of the season was 3.61...on 8/12 at StL, replaced injured starter Homer Bailey after 3 batters and threw a career-high 4.1 innings...in his outing on 6/7 vs the Cubs faced 4 batters but recorded 5 outs (K/CS, K, K, K).

MINOR LEAGUES

2008: In 50 relief apps at Class AA Chattanooga and Class AAA Louisville combined to finish 6-5, 3.04 with 8 saves...was promoted to Louisville on 7/19...while with the Lookouts produced a win or save in 8 consecutive apps from 5/30-7/4...following the season played for Peoria in the prestigious Arizona Fall League, where he was invited to participate in the Rising Stars Game...posted 3 saves in 10 relief apps for Peoria (0-1, 10.80, 10ip, 14h, 9bb, 10k)...on 11/20 was added to the 40-man roster...**2007:** In 28 starts at Class A Sarasota and Class AA Chattanooga combined to finish 9-10, 3.73...among all Reds farmhands ranked T3rd in strikeouts (135) and 10th in ERA...allowed 2 runs or fewer in 18 of his 28 starts...was both a Florida State League and Southern League All-Star...was the organization's Minor League Pitcher of the Month for May (7gs, 2-1, 1.47)...was Florida State League Pitcher of the Week for 4/5-4/15 (2-0, 0.00, 13ip, 0r) and Southern League Pitcher of the Week for 7/16-7/22...on 5/11 was promoted to Chattanooga...**2006:** At Class A Dayton ranked among Midwest League leaders in victories (12, 5th) and ERA (2.76, 8th)...ranked among the organizational leaders in ERA (3rd), wins (3rd) and strikeouts (122, 5th)...was Midwest League Pitcher of the Week for 4/17-4/23...from 4/18-5/6 threw 22.2 consecutive scoreless innings...allowed 2 earned runs or fewer in 19 of his 27 starts...was the organization's Minor League Pitcher of the Month for August (6gs, 4-0, 1.73)...**2005:** In his first professional season, at rookie Billings posted a 3.00era in 8 starts and a 6.62era in 7 relief apps...was named Pioneer League Pitcher of the Week for 6/21-6/26.

PERSONAL: In 2001 graduated from Duarte (CA) High School...attended Citrus Community College in Glendale, California and Lewis and Clark State College in Lewiston, Idaho.

Yr	Club	W-L	ERA	G	GS	CG	SHO	SV	IP	H	R	ER	HR	BB	SO	WP	BK
05	Billings - R	4-4	4.19	15	8	0	0	1	53.2	56	30	25	3	19	45	3	0
06	Dayton - A	12-5	2.76	27	27	0	0	0	150.0	133	53	46	5	38	122	6	0
07	Sarasota - A	4-1	2.20	7	7	0	0	0	41.0	34	12	10	1	7	41	0	0
	Chattanooga - AA	5-9	4.29	21	21	0	0	0	113.1	127	61	54	11	42	94	8	0
08	Chattanooga - AA	1-5	3.73	36	0	0	0	8	50.2	52	28	21	3	20	46	6	0
	Louisville - AAA	5-0	1.04	14	0	0	0	0	17.1	14	2	2	0	9	21	0	0
09	Louisville - AAA	2-0	2.00	13	0	0	0	2	18.0	11	4	4	0	4	21	2	0
	Cincinnati	1-1	4.47	39	0	0	0	0	52.1	50	26	26	4	31	48	6	0
	Sarasota - A	0-0	0.00	2	0	0	0	0	2.0	1	0	0	0	2	2	0	0
10	Louisville - AAA	1-1	2.23	30	0	0	0	4	36.1	23	10	9	4	8	38	1	1
	Cincinnati	1-1	5.64	18	0	0	0	0	22.1	22	14	14	1	13	21	2	0
Major Totals		2-2	4.82	57	0	0	0	0	74.2	72	40	40	5	44	69	8	0
Minor Totals		34-25	3.19	165	63	0	0	0	15	482.1	451	200	171	27	149		

JUAN FRANCISCO

INFIELDER

BORN: 6/24/87

BIRTHPLACE: Bonao, DR

BATS/THROWS: L/R

HEIGHT: 6'2"

WEIGHT: 238

RESIDES: Santo Domingo, DR



CAREER HIGHLIGHTS: Entered the 2011 season rated the seventh-best prospect in the organization overall, the best power hitter and the infielder with the best arm...in 2 of the last 3 seasons was the organization's Minor League Hitter of the Year (2008, 2009)...was the organization's Minor League Player of the Month for July 2010...was the International League's Batter of the Week for 5/3-5/9, 2010...following the 2009 season, while playing for Cibao was named the Dominican Winter League's Most Valuable Player after hitting .302 with 11hr and 42rbi for the league runner-up...following the 2008 season, while playing for Cibao was the DWL's Rookie of the Year after hitting 12 homers to establish a Dominican Winter League regular season record for lefthanded batters...played for the World Team in the 2008 XM All-Star Futures Game at Yankee Stadium...was the organization's Minor League Player of the Month for August 2008...in 2008 was a mid-season and post-season Florida State League All-Star...in 2007 was a mid-season and post-season Midwest League All-Star...was Midwest League Player of the Week for 8/13-8/19, 2007.

2010 SEASON: Spent most of the season at Louisville, where he played 3B (62g), OF (5g) and 1B (3g)...made 36 apps, including 6 starts at 3B, during 3 stints with the Reds...from 5/11-6/13 was on Louisville's disabled list following an emergency appendectomy on 5/10 (Dr. John Walker)...was the organization's Minor League Player of the Month for July (27g, .302, 5 2b, 2 3b, 11hr, 28rbi, 1sb)...began the season with the Reds and appeared in 3g, including a start on 4/10 vs Chi, before he was optioned to Louisville on 4/11, when RHP Mike Leake joined the starting pitching rotation...was promoted on 8/3, when Orlando Cabrera went on the disabled list, and from 8/3-8/14 hit .375 in 9 more apps before he returned to Louisville when Homer Bailey came off the DL...was promoted again on 8/27, when Leake went on the DL, and spent the rest of the season with Cin...on 8/30 vs Mil hit his second career pinch-hit HR (solo off Mike McClendon)...in the 6-run sixth inning on 9/26 at SD pinch hit, walked and then struck out when his spot came around again in the same frame...from 5/3-5/9 was Batter of the Week after leading the International League in hitting (.583), hits (14), doubles (5), extra-base hits (8), RBI (14), slugging percentage (1.125) and on-base percentage (.630)...for the Bats from 5/2-6/21 produced a 14-game hitting streak (.464, 3hr, 18rbi)...produced 2-homer games on 7/6 vs Indianapolis and 7/15 vs Lehigh Valley...in the ninth inning of the 8-7 win on 7/15 produced a 2-run HR for the second of Louisville's 5 walkoff wins...made his only appearance of the National League Division Series vs Phi in Game 1, pinch hit and grounded out...entered the season rated the fifth-best prospect in the organization...following the season played for Gigantes del Cibao in the Dominican Winter League (.322, 12 2b, 8hr, 30rbi).

2009: For the second straight season was named the organization's Minor League Hitter of the Year...in 131 apps at Carolina and Louisville hit .295 (31 2b, 27hr, 93rbi, 6sb)...led all Reds minor leaguers in home runs and ranked fifth in hitting...at Carolina was a Southern League mid- and post-season All-Star and a SL Player of the Week for 8/3-8/9...among SL leaders ranked third in HR (22) and slugging percentage (.501) and T5th in RBI (74)...hit .359 in 22g at Louisville (5hr, 19rbi)...was the organization's Hitter of the Month for August (29g at Carolina/Louisville, .381, 10 2b, 1 3b, 8hr, 27rbi)...was 1 of 8 Reds players to make his Major League debut...made 14 apps and 3 starts for Cin...was recalled on 9/14...that night vs Hou made his Major League debut as a pinch hitter and struck out vs Sammy Gervacio...on 9/18 vs Fla produced his first career hit and RBI, a pinch-hit solo HR off Leo Nunez...was his third career plate appearance...on 9/25 and 9/26 at Hou started at 3B in place of the injured Scott Rolen and went 5-for-10 with 3rbi and 2 runs scored...was rated by *Baseball America* as the organization's best power hitter and the player with the best infield arm...while playing for Cibao was the Dominican Winter League's Most Valuable Player (46g, .302, 11 2b, 2 3b, 11hr, 42rbi)...in 22 post-season apps produced another 3hr and 18rbi.

MINOR LEAGUES

2008: Was the organization's Minor League Hitter of the Year...spent the season at Class A Sarasota, where he was a mid-season and post-season Florida State League All-Star...led all Reds minor leaguers in HR (23) and RBI (92)...led the Florida State League in extra-base hits (62) and ranked among FSL leaders in RBI (2nd), hits (143, T2nd), doubles (34, T3rd), HR (4th) and slugging percentage (.496, 4th)...in *Baseball America's* Best Tools issue was rated the best power hitter and best defensive third baseman in the Florida State League...played for the World Team in the 2008 XM All-Star Futures Game at Yankee Stadium...was the organization's Minor League Player of the Month for August (.286, 8hr, 20rbi)...following the season played for Cibao in the Dominican Winter League (40g, .360, 12hr, 37rbi) and established a DWL regular season record for home runs by a lefthanded batter with 12...shattered the mark held by Rafael Batista, who hit 8 homers during the 1974-75 DWL regular season...including the playoffs, in 62 apps and 246 at bats for Cibao hit .350 with 14 doubles, 2 triples, 18hr, 55rbi and 52 runs scored...was the DWL's Rookie of the Year...on 11/20 was added to the 40-man roster. **2007:** At Class A Dayton was a mid-season and post-season Midwest League All-Star...led the league in home runs (25)...finished among the ML's leaders in HR/AB ratio (1/21.36, 2nd), total bases (247, 2nd), at-bats (534, 2nd), games (135, 2nd), hits (143, 3rd), RBI (4th) and extra-base hits (50, 5th)...ranked second among all Reds minor leaguers in home runs and RBI...hit .316 with runners in scoring position (50-158)...was the East Division's starting third baseman in the Midwest League All-Star Game...was ML Player of the Week for 8/13-8/19 (.370, 4hr, 1rbi)...7 times produced at least 4rbi in a game...on 8/19 vs Lansing had 3 homers and 7rbi...in November was named by *Baseball America* the eighth-best prospect in the Reds organization...that publication rated him as having "the system's best infield arm" and "raw power that compares with that of Jay Bruce and Joey Votto"...following the season played for Cibao in the Dominican League...**2006:** Combined to hit .289 at rookie GCL Reds and rookie Billings...ranked among Gulf Coast League leaders in doubles (14, 3rd) and RBI (30, 5th)...**2005:** In his first pro season made 49 apps with the rookie DSL Reds.

Yr	Club	AVG	G	AB	R	H	2B	3B	HR	RBI	SH	SF	HB	BB	SO	SB	CS	E
05	DSL Reds - R	.228	49	158	7	36	10	1	4	20	3	1	1	14	26	2	5	8
06	Sarasota - R	.280	45	182	24	51	14	0	3	30	0	1	1	6	35	2	0	14
	Billings - R	.333	9	36	6	12	3	0	0	2	0	0	0	0	8	2	1	1
07	Dayton - A	.268	135	534	69	143	21	4	*25	90	0	2	3	23	161	12	6	23
08	Sarasota - A	.277	127	516	71	143	34	5	23	92	0	4	2	19	123	1	2	17
09	Carolina - AA	.281	109	437	64	123	26	2	22	74	0	3	4	20	91	6	2	35
	Louisville - AAA	.359	22	92	17	33	5	1	5	19	0	2	1	4	24	0	0	4
	Cincinnati	.429	14	21	4	9	1	0	1	7	0	0	1	3	7	0	0	1
10	Louisville - AAA	.286	77	308	46	88	24	4	18	59	0	2	3	16	81	1	0	13
	Cincinnati	.273	36	55	3	15	3	0	1	7	0	0	0	4	20	0	1	1
Major Totals		.316	50	76	7	24	4	0	2	14	0	0	1	7	27	0	1	2
Minor Totals		.278	573	2263	304	629	137	17	100	386	3	15	15	102	549	26	16	115

* Led Midwest League

TODD FRAZIER

IF/OF

BORN: 2/12/86

BIRTHPLACE: Point Pleasant, NJ

BATS/THROWS: R/R

HEIGHT: 6'3"

WEIGHT: 220

RESIDES: Toms River, NJ

COLLEGE: Rutgers



PLAYERS

CAREER HIGHLIGHTS: Entered the 2011 season rated the ninth-best prospect in the organization...following the 2010 minor league season played for Team USA in the COPABE Pan American Games qualifying tournament in San Juan, Puerto Rico...in 2009 was a *Baseball America* Class AA All-Star...was a supplemental first-round pick by the Reds (34th overall) in the June 2007 first-year player draft...was compensation for Type A free agent Rich Aurilia, who signed with the Giants...in 2009 was a Southern League All-Star...in 2008 was a *Baseball America* high Class A All-Star and twice was named Florida State League Player of the Week (8/18-8/24, 5/12-5/18)...in 2007 was a *Baseball America* rookie All-Star and an honorable mention selection on the Pioneer League All-Star team...in 2009 and 2010 was a non-roster invitee to Major League spring training camp.

2010 SEASON: Was 1 of 6 players to spend the entire season with Class AAA Louisville (Jared Burton, Chad Reineke, Wilkin Castillo, Zack Cozart, Danny Dorn)...was 1 of only 4 players to be on the Bats' active roster all year (Castillo, Cozart, Reineke)...led the club with 76 starts in LF but also played 1B (14gs) and 3B (35gs)...homered twice on 5/23 vs Scranton/Wilkes-Barre...from 6/22-6/28 homered in 5 of his 7 apps (5hr, 8rbi)...following the minor league season played for Team USA in the COPABE Pan American Games qualifying tournament in San Juan, Puerto Rico (9g, .313, 2 2b, 1 3b, 1hr, 7rbi, 2sb)...entered the season rated the organization's No. 1 prospect by *Baseball America*...on 11/19 was added to the 40-man roster.

SEASON HIGHLIGHTS

2009: Spent most of the season at Carolina, where he was a Southern League All-Star and *Baseball America* Class AA All-Star, but also hit .302 in 16 apps at Class AAA Louisville...in 135g at the 2 stops combined to hit .292 (45 2b, 2 3b, 16hr, 77rbi, 9sb)...played LF (79g), 2B (37g), 1B (15g) and 3B (4g)...led the Mudcats in hitting (.290) and ranked sixth among all Reds minor leaguers in that category (.292)...among Southern League leaders ranked second in doubles (40) and extra-base hits (56)...entered the season rated the second-best prospect in the organization by *Baseball America*, behind only 1B Yonder Alonso...**2008:** At Class A Dayton and Sarasota combined to hit .291 with 19hr, 74rbi and 12 stolen bases in 130g...played 1B, 3B, SS and LF...ranked among Reds minor league leaders in RBI (4th), batting average (5th) and home runs (5th)...was a *Baseball America* high Class A All-Star and was rated by that publication as the 11th-best prospect in the Florida State League...twice named FSL Player of the Week (8/18-8/24, 5/12-5/18)...began the season at Dayton...belted a pair of homers on 4/8 vs Ft. Wayne...was promoted to Sarasota on 5/7...had another 2-homer game on 5/16 at Clearwater...played for Waikiki in the Hawaii Winter Baseball League (27g, .295, 11 2b, 2 3b, 3hr, 22rbi, 1sb)...**2007:** In 47 apps at rookie Billings and Class A Dayton combined to hit .319 with 7hr and 30rbi...collected 4 hits on 8/10 vs Idaho Falls and again on 8/19 at Casper...was transferred to Dayton on 8/29...hit safely in 5 of his 6 apps for the Dragons...following the season was named the top prospect in the Pioneer League, the seventh-best prospect in the organization and a *Baseball America* rookie All-Star...was honorable mention on the Pioneer League All-Star team.

PERSONAL: Graduated from Toms River (NJ) South High School...played baseball and was a 4-year starter on the basketball team...set a school record with 27 rebounds in a game...played baseball at Rutgers University...in 2007 was the pre-season and post-season Big East Player of the Year and was rated the top professional prospect in the Northern Region...that season ranked T4th in the NCAA with 22 homers...was a member of the Toms River team that won the 1998 Little League World Series championship...in the championship game vs Japan went 4-for-4 with a home run...brother Jeff is an outfielder in the Nationals' system...at Redsfest 2008 beat 560 players to win the Reds Community Fund Celebrity Poker Tournament and donated the first-place \$10,000 prize to the Reds Community Fund.

Yr	Club	AVG	G	AB	R	H	2B	3B	HR	RBI	SH	SF	HB	BB	SO	SB	CS	E
07	Billings - R	.319	41	160	29	51	6	5	5	25	0	1	7	18	22	3	3	9
	Dayton - A	.318	6	22	4	7	3	0	2	5	0	0	0	2	4	0	0	1
08	Dayton - A	.321	30	112	25	36	10	0	7	20	0	0	0	15	28	4	2	7
	Sarasota - A	.281	100	366	62	103	20	3	12	54	0	3	4	41	84	8	4	10
09	Carolina - AA	.290	119	451	59	131	40	2	14	68	0	5	2	42	67	7	8	7
	Louisville - AAA	.302	16	63	9	19	5	0	2	9	0	0	0	6	12	2	0	4
10	Louisville - AAA	.258	130	480	71	124	32	4	17	66	1	2	10	45	127	14	4	5
	Minor Totals	.285	442	1654	259	471	116	14	59	247	1	11	23	169	344	38	21	43

JERRY GIL

PITCHER

BORN: 10/14/82

BIRTHPLACE: San Pedro De Macoris, DR

BATS/THROWS: R/R

HEIGHT: 6'3"

WEIGHT: 211

RESIDES: Santo Domingo, DR



CAREER HIGHLIGHTS: In 2008, after missing almost all of the previous season recovering from right elbow surgery, was converted from an infielder to a pitcher...while with Class AA Tennessee in 2006 led the Southern League in HR (26)...that year was a Southern League mid-season and post-season All-Star...was Southern League Player of the Week for 8/14-8/20 and 8/28-9/4, 2006 and for 6/6-6/12, 2005.

2010 SEASON: In his second full season as a pitcher combined to finish 5-6, 4.81 with 7 saves in 11 opps in 47 relief apps at Class AA Carolina and Class AAA Louisville...began the season at Carolina...was promoted on 8/17...following the season was re-signed to a 1-year minor league contract with an invitation to 2011 Major League spring training camp.

2007: Missed all but the last 5 days of the season following "Tommy John" surgery to repair the torn ulnar collateral ligament in his right elbow (5/8/07, Dr. Timothy Kremchek)...was bothered by the injury during spring training and on 3/23 went on the 15-day disabled list...had surgery on 5/8...was transferred to the 60-day DL on 5/21, when the Reds claimed off waivers from the WSox IF Pedro Lopez...was reinstated from the DL on 9/26, following season-ending injuries to several other Reds players...made his only appearance of the season as a pinch runner on 9/27 vs Hou...on 12/13 was non-tendered but the next day was re-signed to a 1-year minor league contract.

2004: Spent most of the season at Class AAA Tucson but made his Major League debut with 29 apps for the Diamondbacks...at 21 years old on 8/22 made his big league debut against the Reds and finished 1-for-3, including a single off Brandon Claussen in his first career plate appearance.

MINOR LEAGUES

2009: In his first full-season as a professional pitcher combined to finish 6-11, 7.98 in 14 starts and 22 relief apps at Class A Sarasota and Class AA Carolina...**2008:** In 47 apps at Class AAA Louisville and Class AA Chattanooga hit .167 (4hr, 24rbi, 5sb)...made his first career apps as a pitcher and in 10g at FSL and GCL Sarasota went 0-2, 5.50...from 4/15-4/28 was on Louisville's disabled list with a strained left quadriceps and from 6/29-8/27 was on FSL Sarasota's disabled list with a sprained right ankle...from 5/17-5/26 was on Chattanooga's suspended list...following the season was re-signed to a 2-year minor league contract through the 2010 season...**2006:** In 128g at Class AAA Tucson and Class AA Tennessee combined to hit .256 with 28 doubles, 27hr and 89rbi...at Tennessee led the Southern League in homers (26) and ranked among the league leaders in RBI (86, 2nd), extra-base hits (59, 2nd), total bases (237, 2nd), slugging (.531, 2nd), runs scored (71, 4th) and triples (6, 5th)...homered once every 17.15 plate apps, best ratio in the Southern League...overall appeared in 100g in the OF, 16g at SS, 11g at 2B and 4g at 3B...prior to 2006 predominately had played SS and had not made a professional appearance in the outfield...was Southern League Player of the Week for 8/14-8/20 and 8/28-9/4...following the season made 5 apps for Azucareros del Este in the Dominican Winter League...**2005:** Because of a right knee injury appeared in just 55g at Class AA Tennessee...suffered the injury in spring training and began the season on Ari's disabled list following surgery...was on Ari's disabled list once (3/25-6/1) and Tennessee's DL twice (7/30-8/18, 8/21-rest of the season)...**2003:** At Class A South Bend led all Midwest League shortstops in putouts (225)...ranked third in the league with a team-high 8 triples...hit .311 when leading off...hit .375 in the playoffs, best on the team...**2002:** At Class A Lancaster and Yakima was limited to 75 apps by a strained left quadriceps muscle...at Yakima recorded 14 stolen bases in 15 attempts, second-best percentage in the Northwest League (93%), and led NWL shortstops with 36 double plays turned...**2001:** On 4/24 at West Michigan hit his first professional home run...**2000:** Was ranked by *Baseball America* as the 13th-best prospect in the Pioneer League.

PERSONAL: Attended Colegio La Zafra High School in Santo Domingo, Dominican Republic...uncle Josias Manzanillo pitched from 1991-2003 for the Red Sox, Brewers, Mets, Yankees, Mariners, Pirates and Reds (2003)...uncle Ravelo Manzanillo pitched for the Pirates in 1994-95 and for the White Sox in 1998.

Yr	Club	W-L	ERA	G	GS	CG	SHO	SV	IP	H	R	ER	HR	BB	SO	WP	BK
08	#Sarasota - R	0-2	6.19	9	4	0	0	0	16.0	22	13	11	1	11	12	3	0
	Sarasota - A	0-0	0.00	1	0	0	0	0	2.0	1	0	0	0	2	2	2	0
09	Sarasota - A	3-7	7.74	12	10	0	0	0	47.2	66	46	41	7	29	30	1	0
	Carolina - AA	3-4	8.21	24	4	0	0	0	49.1	51	50	45	9	48	30	10	1
10	Carolina - AA	3-6	4.66	40	0	0	0	7	56.0	54	29	29	4	53	46	12	0
	Louisville - AAA	2-0	5.87	7	0	0	0	0	7.2	9	6	5	3	5	6	1	0
Minor League Totals		11-19	6.60	93	18	0	0	7	178.2	203	144	131	24	148	126	29	1
# Injury rehab																	

YASMANI GRANDAL

CATCHER

BORN: 11/8/88
BIRTHPLACE: Havana, Cuba
BATS/THROWS: S/R
HEIGHT: 6'2"
WEIGHT: 210
RESIDES: Hialeah, FL
COLLEGE: University of Miami



PLAYERS

CAREER HIGHLIGHTS: Last name is pronounced gran-DAHL...was the Reds' No. 1 pick (12th overall) in the June 2010 first-year player draft...entered the 2011 season rated the sixth-best prospect in the organization overall and the best defensive catcher...as a junior at the University of Miami was the ACC Player of the Year and a first-team All-America selection by Pro-Line Athletic National Collegiate Baseball Writers Association, *Baseball America*, Yahoo! Sports and Louisville Slugger...also in 2010 was on Rawlings' NCAA Division I Gold Glove Team...in 2009 was a member of USA Baseball's national team that won the World Baseball Challenge.

2010 SEASON: After he signed his first professional contract on 8/16 was assigned to the Reds' Arizona League club, where he appeared in 8g...while at the University of Miami was the Atlantic Coast Conference Player of the Year and a semifinalist for the prestigious USA Baseball Golden Spikes Award, the Johnny Bench Award and the Dick Howser Trophy...was named by the American Baseball Coaches Association to the 9-player Rawlings NCAA Division I Gold Glove Team...was a first-team All-America selection by Pro-Line Athletic National Collegiate Baseball Writers Association, *Baseball America*, Yahoo! Sports and Louisville Slugger...in one of the most successful offensive seasons in school history, in 62 apps for the Hurricanes hit .401 with 24 doubles, 1 triple, 15 HR, 60 RBI, a .721 slugging percentage and a .527 on-base percentage...ranked among the ACC leaders in almost every statistical category, and his .994 fielding percentage was one of the best in the nation at his position... threw out 32 percent of attempted base stealers and committed just 3 errors all season, including 1 error over Miami's last 41g.

CUBANS IN REDS HISTORY: Joins countrymen 1B Yonder Alonso, LHP Aroldis Chapman and OF Felix Perez in the Reds' organization...26 players and 2 coaches from Cuba have appeared in a Reds uniform...IF Rafael Almeida (1911-13) and OF Armando Marsans (1911-14) were the first Cubans to play for Cin, both debuting in 1911...prior to the debuts of Alonso and Chapman in 2010, RHP Osvaldo Fernandez (2000-01) was the most recent...RHP Dolf Luque (1918-29) is considered the first Cuban star in the majors and is enshrined in the Reds Hall of Fame after playing 12 of his 20 big league seasons here, where he went 154-152, 3.09 in 395 apps...Cuba natives IF Leo Cardenas and 1B Tony Perez also are in the Reds Hall of Fame...Perez is the only player in the National Baseball Hall of Fame in Cooperstown who was born in Cuba and played in the Major Leagues.

PERSONAL: In 2007 graduated from Miami Springs (FL) High School, where he was named the *Miami Herald's* 2007 Class 6A Player of the Year...also that season was an AFLC High School All-American and a second team ABCA/Rawlings High School All-American...as a senior led all Miami-Dade batters in hitting (.447), HR (13) and RBI (48)...was All-Dade County for 3 straight years and All-State his junior and senior seasons...at MSHS played for coach Phillip Wisser...parents are Maria and Elieser Gomez...has a younger sister, Victoria Gomez.

Career Hitting

Yr	Club	AVG	G	AB	R	H	2B	3B	HR	RBI	SH	SF	HB	BB	SO	SB	CS	E
10	AZL Reds	.286	8	28	4	8	1	0	0	1	0	0	1	4	4	0	1	0

Career at University of Miami

Yr	Club	AVG	G	AB	R	H	2B	3B	HR	RBI	SH	SF	HB	BB	SO	SB	CS	E
08	University of Miami	.234	38	124	25	29	6	0	7	28	5	0	2	22	31	0	0	6
09	University of Miami	.299	59	197	48	59	11	0	16	45	1	3	5	33	37	2	1	10
10	University of Miami	.401	62	222	56	89	24	1	15	60	0	1	3	57	35	1	1	3
Career Totals		.326	159	543	129	177	41	1	38	133	6	4	10	112	103	3	2	19

MICHAEL GRIFFIN
IF/OF

BORN: 10/1/83
BIRTHPLACE: Corpus Christi, TX
BATS/THROWS: R/R
HEIGHT: 5'9"
WEIGHT: 180
RESIDES: Cedar Hill, TX
COLLEGE: Baylor University



PLAYERS

OBTAINED: Selected in the 14th round of the 2005 First-Year Player Draft.

2010: batted a combined .256 with 8 HR and 31 RBI in 90g with Double-A Carolina and Triple-A Louisville...had three 2-homer games for Louisville (7/20 at Cha, 8/4 at Col & 9/3 at Ind).

2009: batted a combined .224 with 3 HR and 21 RBI in 100 games for Double-A Carolina and Triple-A Louisville.

2008: batted a combined .277 with 4 HR, 41 RBI and 13 stolen bases in 127 games with Double-A Chattanooga and Triple-A Louisville...began the season with the Lookouts where he batted .289 in 38 games...promoted to Louisville on 5/14 and remained with the Bats for the rest of the season (89g, .271ba)...from July through the end of the season, batted .300 in 54 games (60-200)...for the Bats made 28 appearances at 2B, 21apps at 3B and 42apps in the OF.

2007: batted a combined .310 with 10 HR, 66 RBI and 17 steals with Class-A Sarasota and Double-A Chattanooga...with 171 hits ranked T3rd in all of minor league baseball...began the season with Sarasota where he batted .303 with 24 doubles in 90 games...was named a Florida State League All-Star...recorded 4-hit games on 5/9 vs. Jupiter and 6/25 at Vero Beach...transferred to Chattanooga on 7/12...enjoyed a 12-game hitting streak as a Lookout from 8/1-8/16 (20-49, .408)...following the season played for North Shore in the Hawaiian League..

2006: batted .263 with 6 HR, 52 RBI and 33 doubles at Class-A Dayton...also appeared in 1 game at Triple-A Louisville...selected to play in the Midwest League All-Star Game (0-for-2)...ranked among Midwest League leaders in at-bats (2nd, 548), games (3rd, 131), hits (5th, 144) and doubles (5th, 33)...had an 11-game hitting streak from 4/20-5/1 (20-for-50, .400, 10r)...from 4/6-5/10 hit safely in 18 straight home games, a Midwest League best...belted 2 home runs on 8/2 at Beloit.

2005: in his first professional season made 13 apps at Rookie Billings.

PERSONAL: Graduated from Cedar Hill High School...attended Baylor University.

Yr	Club	AVG	G	AB	R	H	2B	3B	HR	RBI	SH	SF	HB	BB	SO	SB	CS	E
2005	Billings-R	.263	13	38	12	10	0	0	2	4	0	0	4	5	6	1	0	0
2006	Dayton-A	.263	131	548	71	144	33	6	6	52	3	2	13	20	94	10	5	18
	Louisville-AAA	.000	1	3	0	0	0	0	0	0	0	0	0	0	0	0	0	0
2007	Sarasota-A	.303	90	386	65	117	24	2	7	45	2	7	2	21	47	12	6	10
	Chattanooga-AA	.327	47	165	19	54	10	4	3	21	0	2	1	10	26	5	0	3
2008	Chattanooga-AA	.289	38	142	18	41	12	2	1	9	0	0	5	9	15	7	3	5
	Louisville-AAA	.271	89	310	28	84	20	3	3	32	3	2	4	11	72	6	5	5
2009	Carolina-AA	.248	36	133	12	33	9	0	1	5	1	0	0	7	13	2	2	1
	Louisville-AAA	.205	65	171	15	35	5	2	2	16	4	4	1	6	33	2	2	7
2010	Carolina-AA	.250	18	52	3	13	4	0	1	9	1	2	0	2	7	0	0	1
	Louisville-AAA	.258	72	186	23	48	17	1	7	22	4	2	1	96	35	1	4	1
Minor League Totals - 6 yrs		.271	599	2134	266	579	134	20	33	215	18	21	31	96	348	46	27	51

CHRIS HEISEY

OUTFIELDER

BORN: 12/14/84

BIRTHPLACE: Lancaster, PA

BATS/THROWS: R/R

HEIGHT: 6'0"

WEIGHT: 224

RESIDES: Mechanicsburg, PA

COLLEGE: Messiah College



PLAYERS

CAREER HIGHLIGHTS: Last name is pronounced HI-zee...in 2009 received the Sheldon "Chief" Bender Award as the organization's Minor League Player of the Year, was a Southern League All-Star and played for the U.S. team in Major League Baseball's prestigious XM All-Star Futures Game during All-Star weekend in St. Louis...also in 2010 was the organization's Minor League Player of the Month for May, the Southern League's Batter of the Week for 5/25-5/31 and the International League's Batter of the Week for 7/5-7/12...in 2008 was a Florida State League mid-season and post-season All-Star...was named Pioneer League Player of the Week for 6/26-7/2, 2006.

2010 SEASON: Was 1 of 10 Reds players to make his Major League debut...produced 4 pinch-hit HR, tied with SD's Matt Stairs for the most in the Major Leagues and 1 shy of Jerry Lynch's single-season club record (5hr, 1961)...also led Reds pinch hitters in RBI (7)...made 42 starts (22gs in RF, 16gs in CF, 4gs in LF)...from 8/31-9/12 made 12 apps and 11 starts while Jay Bruce recovered from an injury (9-45, .200, 4 2b, 2rbi)...in the 12-2 win on 9/26 at SD, which reduced the Reds' Magic Number to 1, produced a 3-run double, solo HR and a career-high 4rbi...was promoted from Louisville on 4/30, when OF Chris Dickerson went on the disabled list...spent the rest of the season with Cin...made his Major League debut with a start in RF on 5/3 vs NYM (0-5, 1k)...on 5/11 at Pit collected his first 3 Major League hits, a single off Charlie Morton, a single off D.J. Carrasco and a 2-run HR off Jeff Karstens...on 5/3 vs NYM started in RF in his Major League debut...in the ninth inning of the 5-4 loss at Atl tied the game at 4-4 with his first career pinch-hit HR (solo off Billy Wagner)...on 8/2 at Pit produced the Reds' first inside-the-park HR since Edwin Encarnacion on 8/31/07 at StL...was only the second inside-the-park homer at PNC Park and the first by an opposing player...in the ninth inning of the 11-7 win on 8/18 at Ari, his successful suicide squeeze bunt snapped the 7-7 tie...made 20 apps for Louisville (.241, 3 2b, 4hr, 13rbi, 2sb, 10gs in CF, 9gs in RF, 1gs in LF)...entered Game 2 of the National League Division Series at Phi as a defensive replacement in LF...entered the 2010 season rated the fourth-best prospect in the organization by *Baseball America*.

MINOR LEAGUES

2009: Received the Sheldon "Chief" Bender Award as the organization's Minor League Player of the Year after hitting .314 with 35 doubles, 22hr, 77rbi and 21 stolen bases in 134 apps for Class AA Carolina and Class AAA Louisville...led all Reds full-season minor league batters in batting and ranked among the organizational leaders in HR (T2nd) and RBI (T2nd)...reached base safely in 112 of his 134 apps (84%)...played for the U.S. team in Major League Baseball's XM All-Star Futures Game during All-Star weekend in St. Louis...was a Southern League All-Star...ranked among SL leaders in virtually every offensive category at the time of his 6/27 promotion to Louisville...for the Mudcats hit .528 during a 13-game hitting streak from 5/23-6/4 during which he produced 9 multi-hit games (5 2b, 1 3b, 5hr, 17rbi)...was the organization's Minor League Player of the Month for May (29g, .404, 4hr, 17rbi, 3sb)...was the Southern League's Batter of the Week for 5/25-5/31 and the International League's Batter of the Week for 7/5-7/12...following the season played for the Peoria Seguaros in the Arizona Fall League, participated in the Rising Stars showcase and was named to the Top Prospects Team by league managers, coaches and administrators (24g, .297, 6 2b, 3 3b, 5hr, 14rbi, 5sb)...on 11/20 was added to the 40-man roster...**2008:** In 136 apps at Class A Sarasota and Class AA Chattanooga hit .291 with 9hr, 61rbi and 32 stolen bases...ranked among organization's leaders in doubles (1st, 37), runs (1st, 88), steals (2nd) and batting average (6th)...ranked among Florida State League leaders in runs scored (3rd, 77), steals (5th, 27) and triples (5th, 7)...was a Florida State League mid-season and post-season All-Star...was rated the best baserunner in the FSL by *Baseball America*...following the season played for Arecibo of the Puerto Rican League...**2007:** Combined to hit .295 with 10hr, 51rbi and 22sb in 116 apps at Class A Dayton and Sarasota...ranked among Reds minor league leaders in steals (4th) and batting average (6th)...finished ninth in the Midwest League in batting average (.289)...was transferred to Sarasota on 8/2...**2006:** In his first pro season ranked second in the Pioneer League with 70 apps...was named Pioneer League Player of the Week for 6/26-7/2 (12-24, .500, 1hr, 4rbi)...had 2 hits in 5 consecutive games from 6/24-6/28...hit his first pro home run on 7/2 at Great Falls...stole home on 7/10 vs Idaho Falls...hit 2 homers in a game on 7/17 vs Idaho Falls and again on 7/22 vs Casper.

PERSONAL: In 2003 graduated from Donegal High School in Mount Joy, Pennsylvania...attended Messiah College in Grantham, Pennsylvania, where as a member of the baseball team he set school records in several offensive categories.

Yr	Club	AVG	G	AB	R	H	2B	3B	HR	RBI	SH	SF	HB	BB	SO	SB	CS	E
06	Billings - R	.286	70	245	46	70	10	0	6	37	9	1	2	28	33	11	5	4
07	Dayton - A	.289	104	374	60	108	24	2	9	46	5	0	10	25	57	19	5	2
	Sarasota - A	.349	12	43	6	15	1	0	1	5	1	1	0	4	6	3	1	1
08	Sarasota - A	.287	117	436	77	125	31	7	7	51	8	3	11	57	69	27	2	4
	Chattanooga - AA	.316	19	79	11	25	6	1	2	10	0	0	0	3	15	5	0	1
09	Carolina - AA	.347	71	271	54	94	18	2	13	40	2	2	5	34	34	13	1	4
	Louisville - AAA	.278	63	245	37	68	17	1	9	37	2	5	5	14	43	8	2	2
10	Louisville - AAA	.241	20	79	6	19	3	0	4	13	1	1	1	7	23	2	0	1
	Cincinnati	.254	97	201	33	51	10	1	8	21	1	2	6	16	57	1	2	2
	Major Totals	.254	97	201	33	51	10	1	8	21	1	2	6	16	57	1	2	2
	Minor Totals	.296	476	1772	297	524	110	13	51	239	28	13	34	172	280	88	16	19

DANIEL RAY HERRERA
PITCHER



BORN: 10/21/84
BIRTHPLACE: Odessa, TX
BATS/THROWS: L/L
HEIGHT: 5'6"
WEIGHT: 165
RESIDES: Austin, TX
COLLEGE: University of New Mexico

CAREER HIGHLIGHTS: Features a screwball...was named Rangers Minor League Pitcher of the Month for August 2006.

2010 SEASON: Began the season with the Reds and posted a 3.91 era in 36 relief apps before he was optioned to Louisville on 6/30, when Travis Wood was promoted to fill a spot in the starting rotation...spent the rest of the season with the Bats (26g, 1gs, 2-2-5, 4.30)...for the Reds from 4/12-4/30 produced a scoreless streak of 10g covering 7.1 innings, both season highs...at Louisville converted 5-7 save opps.

2009: With 70 apps ranked second on the staff and fourth among all NL rookie pitchers...LH batters hit just .183 (20-109, 2hr)...posted ERAs of 2.35 in April, 1.64 in May, 2.25 in June, 4.91 in July, 3.65 in August and 3.52 in September/October...posted ERAs of 2.78 before the All-Star break and 3.46 in the second half...on 5/6 vs Mil had 4 strikeouts in 3.0 innings, both career highs...threw 3.0 innings again in the 7-2 win vs Atl on 6/16, when he earned his first career victory...also in that game made his first career plate appearance and struck out vs Manny Parra.

2008: In his Major League debut made 7 apps during 3 stints with the Reds...made 1 appearance while on the roster from 6/3-6/4, another while on the roster from 6/10-6/13 and then 5 more following the International League playoffs...made 57 apps at Chattanooga and Louisville (7-4-6, 2.72, 72.2ip, 59h, 17bb, 60k)...was promoted the first time on 6/3, when LHP Kent Mercker went on the disabled list...in that night's 3-2 loss at Phi made his Major League debut and pitched a scoreless seventh inning (1ibb, 2k)...entered the game with runners on second and third with no outs but stranded both (Shane Victorino 6-3, Ryan Howard K, Pat Burrell K)...was the 17th player from the 2006 or 2007 draft to make it to the big leagues...overall for the Reds stranded all 5 inherited baserunners...was 1 of 10 Reds players to make his Major League debut, joining RHP Johnny Cueto, IF Paul Janish, OF Jay Bruce, RHP Daryl Thompson, IF Adam Rosales, OF Chris Dickerson, RHP Ramon Ramirez, C/IF/OF Wilkin Castillo and RHP Josh Roenicke...while with the Bats made his first professional plate appearance on 8/8 vs Columbus (struck out).

MINOR LEAGUES

2007: Went 7-2, 3.69 ERA in 41 apps and 1 start at Class A Bakersfield and Class AA Frisco...struck out 75 batters in 63.1 innings and held opponents to a .246 BA while giving up just 4 homers...began the season at Bakersfield...made his only start of the season on 5/14 vs Lancaster (4ip, 4h, 0r, 1bb, 2k)...on 5/17 was promoted to Frisco...in 10 apps from 6/9-7/11 gave up just 2 runs over 19.0 innings (0.95era, 28k)...following the season played for Surprise in the prestigious Arizona Fall League...**2006:** In his first professional season went 4-1-3, 1.45 in 17g and 15 starts with the Rookie AZL Rangers and Class A Bakersfield...was recognized by *Baseball America* as having the best control in the Texas organization...also was named by that publication as the best second-day draft pick (rounds 21-50) and a 2006 draft first-year All-Star...was named Rangers Minor League Pitcher of the Month for August (6g, 4gs, 3-1, 1.53, 35.1ip, 43k, 6bb).

PERSONAL: Graduated from Permian High School in Odessa, Texas, where he played baseball with Reds 2006 12th-round draft pick 1B Logan Parker...played at the University of New Mexico, where in 2006 led the Lobos in ERA (2.24), wins (10-0), starts (17), complete games (3), innings pitched (128.1), strikeouts (104) and opponents' BA (.238)...was named a Louisville Slugger second-team All-American and a *Baseball America* third-team All-American...at Redsfest 2008 finished sixth among 560 players in the Reds Community Fund Celebrity Poker Tournament and donated his \$2,000 prize to the Reds Community Fund.

PLAYERS

Yr	Club	W-L	ERA	G	GS	CG	SHO	SV	IP	H	R	ER	HR	BB	SO	WP	BK
06	AZL Rangers - R	0-1	2.08	3	0	0	0	2	8.2	5	2	2	0	0	11	1	0
	Bakersfield - A	4-2	1.35	14	5	0	0	1	53.1	39	16	8	0	12	61	3	0
07	Bakersfield - A	2-0	3.27	7	1	0	0	1	11.0	14	4	4	1	5	11	0	0
	Frisco - AA	5-2	3.78	34	0	0	0	0	52.1	43	24	22	3	20	64	2	0
08	Chattanooga - AA	3-0	2.55	10	0	0	0	0	17.2	12	6	5	0	7	10	0	0
	Louisville - AAA	4-4	2.78	47	0	0	0	6	55.0	47	20	17	4	10	50	0	1
	Cincinnati	0-0	7.36	7	0	0	0	0	7.1	10	7	6	1	3	8	0	0
09	Cincinnati	4-4	3.06	70	0	0	0	0	61.2	63	30	21	5	24	44	1	0
10	Cincinnati	1-3	3.91	36	0	0	0	0	23.0	31	10	10	2	6	14	0	0
	Louisville - AAA	2-2	4.30	26	1	0	0	5	37.2	31	18	18	2	5	34	1	0
Major Totals		5-7	3.62	113	0	0	0	0	92.0	104	47	37	8	33	66	1	0
Minor Totals		20-11	2.90	141	7	0	0	15	235.2	191	90	76	10	59	241	7	1

JEREMY HORST

PITCHER

BORN: 10/1/85

BIRTHPLACE: Cheyenne, WY

BATS/THROWS: L/L

HEIGHT: 6'3"

WEIGHT: 217

RESIDES: Burlington, ND

COLLEGE: Iowa Western CC



PLAYERS

CAREER HIGHLIGHTS: In 2011 was invited to his first Major League spring training camp... in 2010 received the Reds' Minor League Community Service Award.

2010 SEASON: In 2 starts and 42 relief apps at 3 minor league levels combined to finish 4-4, 2.63...recorded 75 strikeouts in 72.0 innings and held opponents to a .250ba...received the Reds' Minor League Community Service Award...following the season pitched for the Peoria Saguaros and Phoenix Desert Dogs in the prestigious Arizona Fall League (11g, 0-0-0, 3.46, 13ip, 12h, 6bb, 9k)...was invited to 2011 Major League spring training camp, his first big league camp.

SEASON HIGHLIGHTS

2009: In 28 starts at Class A Sarasota and Class AA Carolina went 7-17, 3.78...ranked among the organization's leaders in ERA (6th) and strikeouts (122, 5th)...**2008:** In 10 starts and 26 relief apps at Class A Dayton went 8-2, 2.38 with 4 saves in 6 opps (102ip, 74h, 3hr, 33bb, 110k)...as a reliever went 3-2, 3.08 in 26g...in his 10 starts went 5-0, 1.64 and held opponents to a .201ba...made his first professional start in the second game of a doubleheader on 7/3/08 at Great Lakes and didn't allow a hit over 4.0 shutout innings (2bb, 5k)...started in 10 of his final 11 apps of the season.

PERSONAL: Graduated from Des Lacs-Burlington High School in Des Lacs, North Dakota... played baseball at Iowa Western Community College.

Yr	Club	W-L	ERA	G	GS	CG	SHO	SV	IP	H	R	ER	HR	BB	SO	WP	BK
07	GCL Reds - R	0-0	4.50	1	0	0	0	0	2.0	3	4	1	0	2	4	1	0
	Billings - R	3-2	3.18	16	0	0	0	2	39.2	34	15	14	2	22	51	3	2
08	Dayton - A	8-2	2.38	36	10	0	0	4	102.0	74	30	27	3	33	110	2	1
09	Sarasota - A	6-13	3.25	23	23	1	0	0	133.0	136	61	48	15	41	101	2	1
	Carolina - AA	1-4	6.21	5	5	0	0	0	29.0	35	20	20	7	10	21	2	0
10	Lynchburg - A	0-2	4.30	11	0	0	0	0	14.2	17	8	7	1	4	17	1	0
	Carolina - AA	3-2	2.09	27	0	0	0	0	43.0	35	13	10	1	9	46	2	0
	Louisville - AAA	1-0	2.51	6	2	0	0	0	14.1	17	5	4	0	5	12	0	0
Minor Totals		22-25	3.12	125	40	1	0	6	377.2	351	156	131	29	126	362	13	4

DONNIE JOSEPH

PITCHER

BORN: 11/1/87
BIRTHPLACE: San Marcos, TX
BATS/THROWS: L/L
HEIGHT: 6'3"
WEIGHT: 190
RESIDES: Buda, TX
COLLEGE: University of Houston



CAREER HIGHLIGHTS: In 2011 was invited to his first Major League spring training camp after just 2 professional seasons...in 2010 was the Reds' Minor League Pitcher of the Year and their Minor League Pitcher of the Month for April.

2010 SEASON: Was the Reds' Minor League Pitcher of the Year...in 57 relief apps at 3 minor league levels went 3-5, 2.08 with 24 saves in 30 chances (65ip, 43h, 103k)...led all Reds farmhands in saves...opponents hit just .182...while pitching for Lynchburg, among Carolina League leaders ranked second with 17 saves and fourth with 27 games finished...was the organization's Minor League Pitcher of the Month for April (2-1-4, 0.79, 2bb, 18k, .132oba)...was invited to 2011 Major League spring training camp, his first big league camp.

SEASON HIGHLIGHTS

2009: In his first professional season went 4-3, 3.06 with 4 saves in 7 opps over 24 relief apps for rookie Billings and Class A Dayton...began the season with Billings, where he allowed just 1 earned run over 11.2 innings...was promoted on 7/24...on 9/4 vs South Bend, in his final appearance of the season gave up 4er in 2.2ip to raise his overall ERA from 2.12 to 3.06.

PERSONAL: Graduated from Hays High School in Buda, Texas...played at the University of Houston.

PLAYERS

Yr	Club	W-L	ERA	G	GS	CG	SHO	SV	IP	H	R	ER	HR	BB	SO	WP	BK
09	Billings - R	2-1	0.77	8	0	0	0	0	11.2	6	6	1	0	4	11	4	0
	Dayton - A	2-2	4.35	16	0	0	0	4	20.2	13	10	10	0	10	31	2	0
10	Dayton - A	2-1	0.78	19	0	0	0	6	23.0	13	3	2	0	7	40	3	0
	Lynchburg - A	0-4	2.31	31	0	0	0	17	35.0	23	11	9	2	16	56	2	0
	Carolina - AA	1-0	5.14	7	0	0	0	1	7.0	7	6	4	0	2	7	0	1
Minor Totals		7-8	2.40	81	0	0	0	28	97.1	62	36	26	2	39	145	11	1

MATT KLINKER

PITCHER

BORN: 10/8/84
BIRTHPLACE: Peru, IN
BATS/THROWS: R/R
HEIGHT: 6'4"
WEIGHT: 216
RESIDES: West Chester, OH
COLLEGE: Furman University



CAREER HIGHLIGHTS: In 2010 was a Southern League All-Star and the organization's Minor League Pitcher of the Month for May...was Southern League Pitcher of the Week for 6/21-6/28, 2010 and 7/6-7/12, 2009... was Midwest League Pitcher of the Week for 7/14-7/20, 2008.

2010 SEASON: In 27 starts and 1 relief appearance at Class AA Carolina and Class AAA Louisville combined to finish 11-10, 3.79 and converted his only save opportunity...led all Reds minor leaguers in wins and strikeouts (138) and ranked ninth in ERA...was a Southern League All-Star and the organization's Minor League Pitcher of the Month for May (5gs, 3-1, 1.41, 32ip, 6bb, 29k, .191ba)...collected his only professional save on 7/25 at Gwinnett (3ip, 1r)...was the Southern League's Pitcher of the Week for 6/21-6/28 (13ip, 3bb, 9k)...pitched at least 6.0 innings in 18 of his 27 starts...from 5/5-5/21 allowed just 1er over 26ip (24k, 5bb)...following the season pitched for Yaquis de Obregon in the Mexican Winter League (4gs, 2-2, 8.40, 15ip, 25h, 9bb, 8k)...was invited to 2011 Major League spring training camp, his first big league camp.

SEASON HIGHLIGHTS

2009: In 20 starts at 3 minor league levels went 7-6, 3.58 (108ip, 112k)...began the season at Class A Sarasota...made his Class AA debut for Carolina on 5/6 vs Mobile and his Class AAA debut for Louisville on 8/2 vs Charlotte...was the Southern League's Pitcher of the Week for 7/6-7/12 (2-0, 12ip, 4h, 0r, 4bb, 15k)...pitched at least 6.0 innings in 12 of his 20 starts...recorded 9 quality starts...**2008:** In 24 starts and 1 relief appearance at Class A Dayton and Sarasota went 8-6, 3.81...ranked seventh among all Reds minor leaguers in ERA...began the season with the Dragons...on 5/19 vs Lansing earned the 5-1 win with 7.0 shutout innings (3h, 0bb, 6k)...was the Midwest League's Pitcher of the Week for 7/14-7/20 (2-0, 12ip, 11h, 2r, 1bb, 9k)...in his final 5 starts for Dayton went 3-0, 1.36 over 33.0 innings (3bb, 23k)...on 7/28 was promoted to Sarasota...in his first start for the SaraReds, on 7/31 vs Lakeland, earned the 1-0 win by hurling 6.2 shutout innings (6h, 2bb, 5k)...allowed a season-high 10 runs in 3.2 innings on 8/10 vs Ft. Myers...his overall season ERA without that outing drops to 3.25.

PERSONAL: Graduated from nearby Lakota West High School in West Chester...played at Furman University.

Yr	Club	W-L	ERA	G	GS	CG	SHO	SV	IP	H	R	ER	HR	BB	SO	WP	BK
07	Billings - R	2-2	5.44	15	2	0	0	0	41.1	55	30	25	6	10	39	0	0
08	Dayton - A	6-4	3.26	19	18	0	0	0	105.0	98	43	38	5	27	76	6	0
	Sarasota - A	2-2	5.50	6	6	0	0	0	34.1	41	21	21	5	11	28	0	0
09	Sarasota - A	2-2	4.89	9	9	0	0	0	42.1	53	26	23	3	8	42	0	0
	Carolina - AA	3-2	2.95	6	6	0	0	0	36.2	27	12	12	6	13	40	0	0
	Louisville - AAA	2-2	2.48	5	5	0	0	0	29.0	22	10	8	0	13	30	2	0
10	Carolina - AA	7-6	2.83	18	18	0	0	0	111.1	97	43	35	9	24	97	2	0
	Louisville - AAA	4-4	5.85	10	9	0	0	1	52.1	61	35	34	9	21	41	0	0
Minor Totals		28-24	3.90	88	73	0	0	1	452.1	454	220	196	43	127	393	10	0

JOE KREBS

PITCHER

BORN: 9/14/84
BIRTHPLACE: Denton, TX
BATS/THROWS: L/L
HEIGHT: 6'1"
WEIGHT: 203
RESIDES: Bridgeport, TX
COLLEGE: University of Texas



OBTAINED: Selected in the 14th round of the 2007 First-Year Player Draft.

2010: went a combined 3-2-1 in 54 relief apps for Double-A Carolina and Triple-A Louisville...on 8/18 vs Mobile allowed 7er...overall ERA without that outing drops to 2.69...gave up just 2 runs over 14.2ip in July (1.23era)...was brilliant in his two stints at Louisville (11g, 14.2ip, 1r, 0.61era).

2009: went a combined 3-2 with a 1.79 ERA and 3 saves in 45 games (1 start) with Class-A Sarasota, Double-A Carolina and Triple-A Louisville...overall held opponents to a .216 batting average...from 5/9-6/25 allowed just 2 runs over 24.2 innings (0.73era, 5bb, 23k)...on 7/28 transferred to Carolina where he allowed 1 earned run over 22.1ip (0.40era, 17k, .149oba)...in his Triple-A debut made 2 appearances for Louisville (9/4 & 9/6).

2008: went a combined 7-4 with a 3.00 ERA and 6 saves in 45 relief appearances with Class-A Dayton and Class-A Sarasota...began the season with Dayton where he went 6-2 with a 2.25 ERA and 6 saves in 26 games....selected as a Midwest League All-Star...in 11apps from 4/8-5/10 allowed just 1 run over 16.2 innings...on 6/23 was promoted to Sarasota where he went 1-2 with a 4.03 ERA in 19 appearances.

2007: in his first professional season...was named Pioneer League Pitcher of the Week for 7/23-7/29 (5.2ip, 3h, 0r, 1bb, 6k).

PERSONAL: Graduated from Bridgeport High School (Bridgeport, TX)...played at Navarro College and the University of Texas.

PLAYERS

Yr	Club	W-L	ERA	G	GS	CG	SHO	SV	IP	H	R	ER	HR	BB	SO	WP	BK
2007	Billings-R	3-2	3.98	10	0	0	0	1	20.1	23	9	9	2	10	20	3	0
2008	Dayton-A	6-2	2.25	26	0	0	0	6	40.0	38	11	10	3	14	33	1	0
	Sarasota-A	1-2	4.03	19	0	0	0	0	29.0	30	14	13	2	9	26	1	0
2009	Sarasota-A	3-1	2.45	32	0	0	0	1	55.0	53	18	15	2	19	39	2	0
	Carolina-AA	0-1	0.40	11	1	0	0	2	22.1	11	4	1	0	11	17	0	0
	Louisville-AAA	0-0	0.00	2	0	0	0	0	3.0	1	0	0	0	1	2	0	0
2010	Carolina-AA	3-2	4.29	43	0	0	0	1	56.2	60	27	27	2	23	51	1	0
	Louisville-AAA	0-0	0.61	11	0	0	0	0	14.2	5	1	1	0	7	8	1	0
Minor League Totals - 4 yrs		16-10	2.84	154	1	0	0	11	241.0	221	84	76	11	94	196	9	0

MIKE LEAKE

PITCHER

BORN: 11/12/87

BIRTHPLACE: San Diego, CA

BATS/THROWS: R/R

HEIGHT: 6'1"

WEIGHT: 186

RESIDES: Phoenix, AZ

COLLEGE: Arizona State



PLAYERS

CAREER HIGHLIGHTS: Was selected by the Reds with their first pick (eighth overall) of the June 2009 free-agent draft...was on the club's Opening Day roster in 2010 and became the 21st player since the draft began in 1965 to play in the majors without appearing in a minor league game (first since Xavier Nady in 2000), the seventh Reds player to do it (first since Bobby Henrich in 1957) and the first player from the June 2009 draft to make his debut...as a junior at Arizona State University was named 2009 National Player of the Year by the American Baseball Coaches Association, the 14th Sun Devils player to earn a player of the year honor and the first since Paul Lo Duca in 1993, and the Academic All-American of the Year by the College Sports Information Directors of America...in both 2008 and 2009 was tabbed Pac-10 Pitcher of the Year, the first ever back-to-back winner and only the fourth 2-time winner...in 2009 was a unanimous first-team All-America selection and was a finalist for the Golden Spikes Award, Howser Award and Pitcher of the Year award presented by the College Baseball Foundation...also in 2009 was All-Academic Pac-10 for the second straight season...his 40 career wins tie Eddie Bane for the most ever by a 3-year player at Arizona State, rank second in school history in the aluminum bat era (since 1974) and rank T3rd overall...Leake and Bane are the only pitchers in ASU history to produce at least 10 wins in 3 straight seasons.

2010 SEASON: Was 1 of 10 Reds players to make his Major League debut...became the 21st player since the draft began in 1965 to play in the majors without appearing in a minor league game (first since Xavier Nady in 2000), the seventh Reds player to do it (first since Bobby Henrich in 1957) and the first player from the June 2009 draft to make his debut...made his first 22 apps as a starter (8-4, 3.78) and his last 2 apps in relief (0-0, 27.00, 2.2ip, 8er)...after his final start, a 5-4 win on 8/14 vs Fla, led all National League rookies in innings pitched (135.2)...finished the season ranked among NL rookie pitchers in ERA (4.23, 9th), wins (8, T5th), starts (22, 3rd), innings pitched (138.1ip, 3rd) and strikeouts (91, 7th)...produced 13 quality starts...pitched into the seventh inning in 9 of his 22 starts and threw 6.0 innings in 9 others...from 8/27-9/9 was on the disabled list with a fatigued right shoulder...didn't pitch after he came off the DL but did make 1 appearance, on 9/26 at SD pinch-hit and struck out...received votes for National League Rookie of the Month for May (6gs, 2-0, 1.88)...was the first Reds pitcher to begin his Major League career 5-0 since RHP Tim Lincecum in 1990 and the first Reds starter to win his first 5 career decisions since 1976, when RHP Santo Alcala began 5-0...at 5-0 was the first pitcher in Reds history to remain undefeated through his first 12 Major League starts...his 7-1 start was the best by a Reds rookie pitcher since Wayne Simpson began the 1970 season with a 13-1 record...in his 22 starts the Reds went 12-10...4 of the 10 losses were by 1 run, 2 more were by 2 runs, 6 were in the opponent's final at bat, 3 were in extra innings and 3 were walkoff losses...Cin is the first team in Major League history to lose 2 games in a single season in which they led by 6 runs or more entering the bottom of the ninth inning, and Leake started both of those games...he is the only pitcher in Major League history to start more than 1 game in his entire career in which his team lost after leading by at least 6 runs heading into the bottom of the ninth inning...was the victim of a blown save in the 10-9 loss at Atl on 5/20, when the Reds failed to hold 8-0 and 9-1 leads and allowed 7 runs in the bottom of the ninth...was the victim of another blown save in the 10-inning, 9-7 loss at Phi on 7/9, when the Phillies tied the game with 6 runs in the bottom of the ninth and won in the 10th...on 4/11 vs Cubs, in his first professional appearance allowed just 1 run in 6.2 innings but received no decision in the 3-1 victory (4h, 7bb, 5k, 1wp, 106 pitches)...in the top of the first inning loaded the bases with nobody out but didn't allow a run...first career strikeout was Marlon Byrd (first inning)...following that game donated his cap to the National Baseball Hall of Fame and Museum in Cooperstown...the autographed lineup card and a game-used baseball went to the Reds Hall of Fame...led all National League pitchers in hitting (.356 as a pitcher, 3rbi, 6sh)...hit safely in 11 of his 22 starts...produced 2-hit games on 4/11 vs Cubs, 5/20 at Atl and 6/5 at Wsh and a 3-hit game on 7/9 at Phi...became the first Reds pitcher with 4 multi-hit games in a season since Jose Rijo produced 4 multi-hit games in 1993...on 7/9 at Phi became the first Reds pitcher with 3 hits in a game since Bobby Livingston had 4 hits on 7/16/07 at Atl...from 5/20-6/5 had a 4-game hitting streak (6-10, .600, 1 2b), the longest by a Reds pitcher since Livingston's 4-game hitting streak from 6/1-7/26, 2007...in his Major League debut singled twice off Tom Gorzelanny to become the first Reds pitcher with 2 hits in his first career game since Benny Frey did it on 9/18/29 vs Phi...on 7/28 at Mil made his first career pinch-hit appearance and drew a walk off Carlos Villanueva...overall pinch hit 4 times, on 7/28 at Mil (walked), 8/15 vs Fla (F7), 8/25 at SF (K) and 9/26 at SD (K)...earned his spot in the season-opening rotation by going 1-0, 3.00 in 2 starts and 4 relief apps during spring training (18ip, 16h, 6er, 4bb, 10k, 1hr)...wore uniform number 76 in camp...entered his first professional season rated by *Baseball America* as the third-best prospect in the organization behind IF Todd Frazier and 1B Yonder Alonso...was not on the club's National League Division Series roster.

SEASON HIGHLIGHTS

2009: As the Reds' No. 1 draft pick made his professional debut in the prestigious Arizona Fall League, where he went 1-2, 1.37 in 5 starts and 1 relief appearance for the Peoria Saguaros...in his 5 starts posted a 0.54era (16.2ip, 1er)...his curveball was rated by *Baseball America* as the best in the organization...in his junior season at Arizona State University went 16-1, 1.71 with 7 complete games and 2 shutouts in 18 starts and 1 relief appearance...led the country in wins and led the Pac-10 in ERA, innings pitched (142.0) and strikeouts (162).

PERSONAL: In 2006 graduated from Fallbrook (CA) High School, where he earned 4 varsity letters, was team captain his last 2 seasons and helped his team win 3 league titles in 4 years...was a 4-time All-Avocado League honoree...was his team's MVP as a sophomore...was first team All-CIF his junior and senior seasons...won the Avocado League Pitcher of the Year Award as a junior...was first team All-State in his final 2 prep seasons, including Pitcher of the Year as a senior...twice was named the Avocado League's Cy Young Award winner...earned the Fallbrook High School Principal's Award his junior and senior seasons...his summer team won the 2003 USA Baseball Tournament...was a business management major at Arizona State.

Yr	Club	W-L	ERA	G	GS	CG	SHO	SV	IP	H	R	ER	HR	BB	SO	WP	BK
10	Cincinnati	8-4	4.23	24	22	0	0	0	138.1	158	77	65	19	49	91	2	0

SAM LeCURE

PITCHER

BORN: 5/4/84
BIRTHPLACE: Jefferson City, MO
BATS/THROWS: R/R
HEIGHT: 6'1"
WEIGHT: 207
RESIDES: Austin, TX
COLLEGE: University of Texas



CAREER HIGHLIGHTS: Last name is spelled LeCure and is pronounced Leh-CURE...in 2008 was a Southern League All-Star and the Reds' Minor League Pitcher of the Month for June...was Cin's Minor League Pitcher of the Month for July 2006.

2010 SEASON: Was 1 of 10 Reds players to make his Major League debut...spent most of the season at Louisville (15gs, 8-3, 3.67, 1sho, 98ip, 98h, 23bb, 87k, 8hr, 6hbp, .262oba)...from 7/1-7/15 was on the Bats' disabled list with a strained right groin...in his first stint for Cin, from 5/28-6/26, made all 6 of his apps as a starter (1-4, 4.86)...was promoted again on 8/24 and made his last 9 apps for the Reds in relief (3.38era)...posted a 2.31era in his last 8 apps of the season...originally joined the Reds' rotation on 5/28 to fill the spot vacated by disabled Homer Bailey...that night vs Hou, in the 49th game of the season, made his Major League debut with a 15-6 win vs Hou and became only the sixth pitcher to start for the Reds in 2010...was their longest streak to begin a season with a 5-man rotation since a 79-game start in 1992...struck out his first career batter faced (Michael Bourn)...became the first Reds pitcher to win his Major League debut since Carlos Fisher (5/24/09 vs Cle, 4-3 win in 11 innings) and the first Reds starter to win his debut since Johnny Cueto (4/3/08 vs Ari, 3-2 win)...the 15 runs in his debut win were the most scored by the Reds in a game in which their starting pitcher made his big league debut since a 19-5 win over the Pirates on 4/10/1900 in a game started by Doc Newton...had 2 quality starts...in his 6 starts the Reds went 2-4 and scored 26 runs (4.33 r/g)...in 4 straight starts from 6/2-6/19 opposed aces Chris Carpenter, Matt Cain, Zack Greinke and Felix Hernandez...on 8/24 at SF, in his first appearance after his second promotion, made his first professional relief appearance since 2005, his first season...was the International League's Pitcher of the Week for 5/17-5/23 (2gs, 2-0, 0.00, 16ip, 9h, 0r, 3bb, 13k)...in his 5-0 complete-game win on 5/22 at Scranton/Wilkes-Barre, allowed only Chad Huffman's single with 1 out in the eighth inning...was Louisville's first 1-hit complete game shutout since Lee Tunnell no-hit Maine on 6/21/88.

MINOR LEAGUES

2009: In his first season at Class AAA led Louisville in starts (25), wins (10) and innings (143.1) and tied Matt Maloney for the staff lead in strikeouts (125)...was fourth in the organization in wins and strikeouts...pitched for Cibaenas in the Dominican Winter League (4g, 2gs, 0-2, 8.59, 7.1ip, 12h, 5bb, 6k)...**2008:** At Class AA Chattanooga was a Southern League All-Star...led the Lookouts' pitching staff in innings pitched (155.1) and strikeouts (128)...among all Reds farmhands ranked second in strikeouts, fourth in ERA (3.42) and fifth in victories (9)...among Southern League leaders ranked third in strikeouts, fourth in ERA and fifth in innings pitched...was the organization's Minor League Pitcher of the Month for June (6gs, 4-1, 1.73)...from 7/19-7/23 was suspended for his participation in a brawl on 7/12 vs Huntsville...on 11/20 was added to the 40-man roster...pitched for Cibao in the Dominican Winter League (5gs, 0-3, 6.50, 18ip, 24h, 8bb, 14k)...**2007:** Spent most of the season at Class AA Chattanooga...made 1 appearance with Class A Sarasota (6/11 vs Lakeland)...allowed 3 runs or fewer in 17 of his 22 starts...on 8/22 vs West Tenn allowed just 1 hit in 7.0 innings (1bb, 11k)...following the season pitched for Surprise in the prestigious Arizona Fall League...**2006:** At Class A Sarasota ranked eighth among all Reds minor league pitchers in ERA (3.43)...in a 2-0 victory on 4/12 at Clearwater allowed just 1 hit over 7.0 shutout innings (9k)...was named Reds Minor League Pitcher of the Month for July (2-1, 1.00)...on 8/10 vs Brevard County pitched 6.0 shutout innings to earn the 5-2 win (1h, 3k)...**2005:** In his first professional season made 6 starts and 7 relief apps for rookie Billings.

PERSONAL: Graduated from Helias High School in Jefferson City, Missouri...majored in sociology at the University of Texas, where in 2004 he was a second-team All-American...the next season was nominated for the Brooks Wallace Award, given by the College Baseball Foundation to the Player of the Year...is the youngest of 8 children...has 8 nephews and 7 nieces...parents Marvin and Ann Lecure have been married for 48 years.

Yr	Club	W-L	ERA	G	GS	CG	SHO	SV	IP	H	R	ER	HR	BB	SO	WP	BK
05	Billings - R	5-1	3.27	13	6	0	0	0	41.1	43	18	15	2	15	44	2	1
06	Sarasota - A	7-12*	3.43	27	*27	0	0	0	141.2	130	63	54	12	6	115	7	0
07	Chattanooga - AA	7-5	4.17	21	21	0	0	0	110.0	119	55	51	12	46	104	1	0
	Sarasota - A	1-0	1.80	1	1	0	0	0	5.0	2	1	1	0	0	8	0	0
08	Chattanooga - AA	9-7	3.42	27	27	0	0	0	155.1	147	61	59	12	58	128	3	0
09	Louisville - AAA	10-8	4.46	25	25	0	0	0	143.1	143	76	71	17	44	125	4	0
10	Louisville - AAA	8-3	3.67	15	15	1	1	0	98.0	98	40	40	8	23	87	3	0
	Cincinnati	2-5	4.50	15	6	0	0	0	48.0	50	24	24	6	25	37	1	0
	Major Totals	2-5	4.50	15	6	0	0	0	48.0	50	24	24	6	25	37	1	0
	Minor Totals	47-36	3.77	129	122	1	1	0	694.2	682	314	291	63	192	611	20	1

* Led Florida State League

JUSTIN LEHR PITCHER

BORN: 8/3/77
BIRTHPLACE: Orange, CA
BATS/THROWS: R/R
HEIGHT: 6'2"
WEIGHT: 205
RESIDES: Chandler, AZ
COLLEGE: California-Santa Barbara



PLAYERS

CAREER HIGHLIGHTS: Last name is pronounced LEER...in 2009 was the International League's Most Valuable Pitcher...was IL Pitcher of the Week 3 times in 2009 and once in 2008...twice was the starting pitcher in the Triple-A All-Star Game, in 2007 for the Pacific Coast League and in 2009 for the International League...in 2007 was a Pacific Coast League All-Star...in 2000 was a California League All-Star.

2010 SEASON: Made 7 starts for Class AAA Louisville before his season ended with a right elbow injury...on 5/16 went on the Bats' disabled list...on 5/28 had surgery to remove bone chips in that elbow and "Tommy John" surgery to repair the torn ulnar collateral ligament (Dr. Timothy Kremchek)...made his last appearance in a 12-9 win on 5/15 at Rochester (5.1ip, 9h, 5er, 3bb, 1k, 1hr)...became a free agent following the season but on 10/29 was re-signed by the Reds to a minor league contract and invited to 2011 Major League spring training camp.

2009: In his first Major League action since May 2006 went 5-3, 5.37 with 1 complete game in 11 apps, all starts, for the Reds...were his first career starts...was the International League's Most Valuable Pitcher...at Lehigh Valley (Phillies) and Louisville combined to finish 13-3, 3.31 in 18 starts and 2 relief apps...tied for the International League lead in victories and ranked fourth in ERA...3 times was IL Pitcher of the Week...was the starting pitcher for the IL in the Triple-A All-Star Game in Portland...in August led the Reds' staff in wins (3)...in his 11 starts the Reds went 6-5 and scored 58 runs (5.27 r/g)...had 4 quality starts and fell 3 outs shy of producing another...was bothered late in the season by a sore right groin and on 9/7 at Col missed a start with the injury...in his 4 starts after that injury went 2-2, 7.40...in December was signed by the Phillies to a minor league contract and began the season with Lehigh Valley...on 5/22 was traded to the Reds in exchange for cash...went 8-1, 2.51 in 11 starts and 1 relief appearance at Louisville before he was promoted on 7/31 to take the spot in the rotation vacated by RHP Micah Owings, who went on the disabled list with a tight right shoulder...when promoted, his 13 victories tied for the most among all minor league pitchers...in the 5-3 loss on 7/31 vs Col made his first Major League start and his first big league appearance since 5/22/06 for Mil at Cin...in his second start, a 4-0 victory on 8/5 vs the Cubs, threw a complete-game shutout (4h, 1bb, 4k)...became the first Reds pitcher to throw a shutout in his first or second career start since Charlie Leibrandt beat the Braves, 5-0, in his big league debut on 4/13/80 and the first pitcher to do it for any team since the Red Sox' Clay Buchholz threw a no-hitter on 9/1/07 vs Bal

in his second career start...in his 5-4 victory on 8/11 at StL, earned the decision after allowing 11 hits, all singles, and 1 run in 6+ip...became just the third pitcher since 1900 to earn a win while allowing zero or 1 run and at least 11 hits in 6.0 innings pitched or less...the other 2 were Cle's Jack Kralick in 1965 (6ip, 11h, 1r) and

Bal's Pat Rapp in 2000 (6ip, 11h, 1r)...in that win at StL singled off Mitchell Boggs for his first Major League hit...on 9/16 vs Hou, tied the club record by allowing 5 home runs but received no decision in the 6-5 win...from 8/16-10/2 allowed a home run in 8 consecutive apps (14hr), tying Aaron Harang (4/28-6/4) for the longest such streak by a Reds pitcher all season...were the longest streaks by a Reds pitcher since RHP Ramon Ortiz tied the National League record by allowing a home run in 15 consecutive apps from 5/1-7/17, 2005...on 10/2 vs Pit started instead of LHP Matt Maloney, who was scratched with a finger blister, and suffered the 3-1 loss...on 11/3 was re-signed to a 1-year contract through the 2010 season...3 days later was outrighted to Louisville.

2006: Began season with Mil and made all 16 of his relief apps before he was designated for assignment on 5/23...2 days later cleared waivers and was outrighted to the Nashville...spent the rest of the season with the Sounds...while with Nashville allowed 3 runs or fewer in 13 of his 17 starts and 7 times threw at least 7.0 innings...following the season pitched for Naranjeros in the Mexican Winter League (9gs, 5-1, 3.40).

2005: Split the season between Mil and Class AAA Nashville...began the season with the Sounds...was recalled on 7/20 and the next day at StL made his Brewers debut...returned to Nashville on 8/26 but was promoted again the next day after Ben Sheets went on the disabled list...on 9/30 at Pit earned his first victory as a Brewer...that win guaranteed Mil a .500 record, their first non-losing season since 1982...9 times threw at least 2.0 innings, including a pair of career-best 3.0-inning stints (8/6 at Phi, 9/3 vs SD).

2004: Made 27 relief apps during 3 stints with the Athletics...for Class AAA Sacramento ranked T2nd in the Pacific Coast League in saves (12)...on 6/20 at Wrigley Field made his Major League debut, retired the side in the seventh inning and recorded his first career strikeout (Sammy Sosa)...earned his first career victory in the 14-inning, 1-0 win vs Tor on 7/20...in that appearance threw 2.2 scoreless innings...following the season was traded to the Brewers.

MINOR LEAGUES

2008: Spent the season at Class AAA Louisville and overseas...on 5/3 was released from his contract and was sold to the Doosan Bears of the Korean League...in Korea went 0-6, 5.66 (35ip, 49h, 13bb, 20)...was re-signed by the Reds on 8/5 and returned to Louisville...was International League Pitcher of the Week for 4/8-4/14 (2-0, 15ip, 1er)...retired his first 22 batters of the season until a solo HR by Scranton/Wilkes-Barre's Jason Lane on 4/7...following the season pitched in the Mexican Winter League...**2007:** Spent the season with the Mariners' Class AAA affiliate in Tacoma, where he went 7-1-1, 3.99 in 17 starts and 10 relief apps...was a Pacific Coast League All-Star and started the Triple-A All-Star Game...with a 3.99era ranked fifth in the PCL and seventh in the organization...began the season 6-0...following the season pitched for Obregon in the Mexican Pacific League (13gs, 8-1, 2.86, 72.1ip, 67h, 17bb, 41k)...

PERSONAL: In 1995 graduated from West Covina (CA) High School...attended the University of California, Santa Barbara...transferred to the University of Southern California for his senior season and hit .297 as a first baseman while finishing 7-3-3, 4.29 in 22 pitching apps.

Yr	Club	W-L	ERA	G	GS	CG	SHO	SV	IP	H	R	ER	HR	BB	SO	WP	BK
99	Southern Oregon - A	2-6	5.95	14	4	0	0	0	42.1	62	36	28	3	17	40	9	0
00	Modesto - A	13-6	3.19	29	25	0	0	0	175.0	161	71	62	10	46	138	15	5
	Sacramento - AAA	0-0	11.25	1	1	0	0	0	4.0	7	5	5	1	3	3	0	0
01	Midland - AA	11-12	5.45	29	27	0	0	0	155.1	*206	107	*94	20	43	103	4	2
02	Midland - AA	8-3	4.05	58	0	0	0	4	80.0	88	39	36	7	31	59	3	0
03	Sacramento - AAA	3-2	3.72	53	0	0	0	4	75.0	74	34	31	3	27	64	5	0
04	Sacramento - AAA	4-2	2.65	32	0	0	0	13	37.1	37	14	11	1	10	40	6	0
	Oakland	1-1	5.23	27	0	0	0	0	32.2	35	19	19	3	14	16	2	0
05	Nashville - AAA	7-7	3.99	27	11	0	0	1	88.0	102	49	39	8	32	68	3	0
	Milwaukee	1-1	3.89	23	0	0	0	0	34.2	32	19	15	4	18	23	1	1
06	Milwaukee	2-1	8.62	16	0	0	0	0	15.2	24	16	15	2	7	12	1	0
	Nashville - AAA	4-7	3.94	19	17	0	0	0	112.0	120	53	49	15	31	90	6	0
07	Tacoma - AAA	7-1	3.99	27	17	0	0	1	119.2	132	62	53	8	41	61	7	2
08	Louisville - AAA	6-2	2.10	16	8	0	0	1	64.1	51	15	15	5	11	41	2	0
09	Lehigh Valley - AAA	*5-2	4.75	8	7	1	1	0	41.2	43	23	22	5	16	20	4	0
	Louisville - AAA	*8-1	2.51	12	11	1	0	0	75.1	57	22	21	3	10	40	0	0
	Cincinnati	5-3	5.37	11	11	1	1	0	65.1	72	39	39	14	28	33	3	0
10	Louisville - AAA	1-3	6.57	7	7	0	0	0	37.0	59	29	27	2	12	15	1	0
Major Totals		9-6	5.34	77	11	1	1	0	148.1	163	93	88	23	67	84	7	1
AL Totals		1-1	5.23	27	0	0	0	0	32.2	35	19	19	3	14	16	2	0
NL Totals		8-5	5.37	50	11	1	1	0	115.2	128	74	69	20	53	68	5	1
Reds Totals		5-3	5.37	11	11	1	1	0	65.1	72	39	39	14	28	33	3	0
Minor Totals		79-54	4.01	332	135	2	1	24	1107.0	1199	559	493	91	330	782	65	9

* Led league (in 2009 led the International League with 13 wins)

MATT MALONEY

PITCHER

BORN: 1/16/84
BIRTHPLACE: Sandusky, OH
BATS/THROWS: L/L
HEIGHT: 6'4"
WEIGHT: 212
RESIDES: Louisville, KY
COLLEGE: University of Mississippi



CAREER HIGHLIGHTS: Is Class AAA Louisville's all-time leader in career strikeouts (384) and ranks among the franchise career leaders in starts (72, 2nd), victories (32, T2nd) and innings pitched (435.0, 3rd)...was the organization's Minor League Pitcher of the Month for April 2009...was International League Pitcher of the Week for 5/12-5/19, 2008 and 5/11-5/17, 2009...in 2007 was an Eastern League mid-season and post-season All-Star...in 2006 was named South Atlantic League Pitcher of the Year and the Phillies' Minor League Pitcher of the Month for June.

2010 SEASON: Spent most of the season at Louisville...ranked fifth in the International League in ERA (3.34)...led the Bats in starts (24), wins (10) and ERA...became Louisville's all-time leader in career strikeouts (384)...among all Reds minor leaguers ranked T2nd in wins and sixth in ERA...made 2 starts (0-2, 3.09) and 5 relief apps (0-0, 3.00) during 2 stints for the Reds...made both starts during his first stint with Cin, on 7/6 at Mets (3-0 loss) and 7/11 at Phi (1-0 loss)...made all 5 of his relief apps after he was promoted a second time, on 9/3...made his season debut in the 3-0 loss at NYM on 7/6 (5.2ip, 7h, 3er, 1bb, 3k, 1hr, 108 pitches, 76 strikes)...took the spot in the rotation vacated by Travis Wood, who made an emergency start the night before when just before gametime Aaron Harang was scratched with lower back spasms...from 4/22-4/29 was on the Bats' disabled list with a blister on his left middle finger...entered the season rated the eighth-best prospect in the organization by *Baseball America*.

2009: Was 1 of 8 Reds players to make his Major League debut...was the only lefthanded pitcher to start a game for the Reds in 2009...spent most of the season at Louisville (22gs, 9-9, 3.08, 3cg, 1sho)...also made 1 September start for Carolina...among all Reds minor leaguers ranked third in strikeouts (130) and fourth in ERA (3.00)...led the International League in complete games (3), ranked second in ERA (3.08) and ranked T4th in strikeouts (125)...was the organization's Minor League Pitcher of the Month for April (3gs, 2-0, 1.86)...was the IL's Pitcher of the Week from 5/11-5/17 following a 3-0 win vs Scranton/Wilkes-Barre and a 1-0 loss to Norfolk (1-1, 0.64, 14ip, 10h, 1er, 2bb, 15k)...in his 7 starts the Reds went 3-4 and scored 23 runs (3.29 r/g)...produced 2 quality starts...began the season with Louisville and in 10 starts there went 4-3, 2.00 before he was recalled on 6/6 to start against the Cubs...went 0-2, 6.11 in 3 starts for Cin before he returned to Louisville on 6/20...in 12 more starts for the Bats went 5-6, 4.04 before another promotion...made another start for the Reds, on 8/29 vs LA, but between games of the 8/31 DH vs Pit was optioned to Carolina, where he made his 1 appearance before he was promoted for a third time on 9/8...during that last stint with the Reds was bothered by a blister on the middle finger of his left hand but still made 3 more starts before the season ended (2-1, 2.65)...left his start on 9/8 at Col with the blister, skipped a scheduled start on 9/13 at Chi and then on 10/2 vs Pit but was scratched from his final start of the year...when he debuted on 6/6 vs Chi became only the second LHP to start a game for the Reds over a stretch of 236 games (Adam Pettyjohn)...in that big league debut was the victim of a blown save in the 11-inning, 4-3 victory...left leading, 3-2, but the Cubs tied it in the eighth inning with a run off David Weathers...first career strikeout victim was Ryan Dempster...singled off Dempster to become the first Reds pitcher to record a hit in his first Major League plate appearance since Scott Randall singled off Kip Wells on 9/18/03 at Pit...in that debut pitched in front of a sellout crowd...allowed 2 home runs in each of his first 4 Major League starts but just 1 homer total in his last 3 starts...allowed 22 runs overall, including 13 runs produced by the 9 homers (5 solo, four 2-run HR)...became the first pitcher to allow multiple homers in his first 4 career starts since Brett Hinchliffe allowed at least 2 homers in all 5 of his starts for the Mariners and Mets from 1999-2001, the only starts of his Major League career...as a batter for Louisville hit .316 (1hr, 2rbi, 5sh), including a solo home run on 4/17 at Indianapolis off Daniel McCutchen...in the 6-3 loss vs Cubs on 6/6 pinch hit in the 14th inning and struck out to end the game...*Baseball America* rated his control the best in the organization.

MINOR LEAGUES

2008: Spent the season at Class AAA Louisville but made 1 rehab appearance for the GCL Reds...among Reds farmhands ranked second in strikeouts (141) and T2nd in wins (12)...ranked fourth in the International League in strikeouts (132), tied with Rigo Beltran for second-most in a season by a Bats pitcher (Mickey Mahler, 142k in 1984)...from 7/18-8/7 was on Louisville's disabled list with a strained right oblique muscle...was International League Pitcher of the Week for 5/12-5/19 (2-0, 13.1ip, 2er)...on 5/12/g1 vs Richmond threw a 7-inning, complete-game shutout but lost his no-hitter with 2 outs to go...threw his other CG on 6/29 at Toledo (9 innings)...in the 8-4 Bats win on 6/24 vs Rochester threw 7.0 scoreless innings...in the 3-0 loss vs Durham in Game 1 of the playoffs allowed 3 solo HR...pitched for Magallanes in the Venezuelan Winter League (6gs, 1-4, 3.42, 26.1ip, 24h, 10bb, 17k)...on 11/20 was added to the 40-man roster...**2007:** At Class AA Reading was an Eastern League mid-season and post-season All-Star after going 9-7, 3.94 with 1cg in 21 starts...was acquired by the Reds on 7/30 in exchange for RHP Kyle Lohse and in 7 starts at Class AA Chattanooga and Class AAA Louisville combined to finish 4-3, 2.80...in 28 starts on the season went 13-10, 3.64 with 177 strikeouts and 144 hits allowed in 170.2 innings...**2006:** At Class A Lakewood was named South Atlantic League Pitcher of the Year...also was a mid-season and post-season All-Star...led the league in wins (16), ERA (2.03), complete games (2), shutouts (1), innings pitched (168.2) and strikeouts (180)...was the Phillies' Minor League Pitcher of the Month for June (3-0, 0.33)...on 4/8 at Lexington, in his first appearance of the season, threw his first career complete game (6ip, 3h)...went 9-1 from 5/27-7/28...made 22 quality starts in his 27 apps...**2005:** Earned his first professional win on 7/17 vs Staten Island.

PERSONAL: Is a graduate of Huron (OH) High School...attended Manatee Community College in Bradenton, Florida and majored in liberal arts at the University of Mississippi.

Yr	Club	W-L	ERA	G	GS	CG	SHO	SV	IP	H	R	ER	HR	BB	SO	WP	BK
05	Batavia - A	2-1	3.89	8	8	0	0	0	37.0	38	20	16	2	15	36	3	0
06	Lakewood - A	*16-9	*2.03	27	27	*2	*1	0	*168.2	120	54	38	5	73	*180	10	1
07	Reading - AA	9-7	3.94	21	21	1	0	0	125.2	117	70	55	13	45	115	5	1
	Chattanooga - AA	2-2	2.57	4	4	0	0	0	28.0	17	9	8	4	3	39	2	0
	Louisville - AAA	2-1	3.18	3	3	0	0	0	17.0	10	6	6	2	6	23	2	0
08	Louisville - AAA	11-5	4.68	25	25	2	1	0	140.1	143	75	73	18	39	132	4	0
	#GCL Reds - R	1-0	0.00	1	0	0	0	0	5.2	1	0	0	0	0	9	0	0
09	Louisville - AAA	9-9	3.08	22	22	*3	1	0	143.0	143	56	49	11	24	125	4	0
	Cincinnati	2-4	4.87	7	7	0	0	0	40.2	43	22	22	9	8	28	0	0
	Carolina - AA	0-0	1.29	1	1	0	0	0	7.0	3	1	1	1	2	5	1	0
10	Louisville - AAA	10-7	3.34	24	23	0	0	0	134.2	132	65	50	9	28	104	4	1
	Cincinnati	2-2	3.05	7	2	0	0	0	20.2	20	7	7	2	5	13	0	0
Major Totals		4-6	4.26	14	9	0	0	0	61.1	63	29	29	11	13	41	0	0
Minor Totals		62-41	3.30	136	134	8	3	0	807.0	724	356	296	65	235	768	35	3

Injury rehab, * Led league

DEVIN MESORACO

CATCHER

BORN: 6/19/88
BIRTHPLACE: Dubois, PA
BATS/THROWS: R/R
HEIGHT: 6'1"
WEIGHT: 220
RESIDES: Lakeland, FL



CAREER HIGHLIGHTS: Entered the 2011 season rated the third-best prospect in the organization, behind only LHP Aroldis Chapman and IF Billy Hamilton...in 2010 received the Sheldon "Chief" Bender Award as the organization's Minor League Player of the Year... was the Reds' first-round selection (15th overall) in the June 2007 draft...was just the third catcher ever taken by the Reds with their top pick (Dan LaMar in 1979, Dan Wilson in 1990)... in 2007 was Pennsylvania's Gatorade High School Player of the Year...in 2011, for the third straight year was a non-roster invitee to Major League spring training camp.

2010 SEASON: Became the first catcher to receive the Sheldon "Chief" Bender Award as the organization's Minor League Player of the Year...in 113 apps at 3 minor league levels hit .302 with 26hr and 75rbi...led all Reds farmhands in HR and ranked among the leaders in hitting (6th) and RBI (4th)...was the organization's Minor League Player of the Month for April...began the season at Class A Lynchburg, then was promoted to Class AA Carolina on 5/29 and to Class AAA Louisville on 8/17...made his Triple-A debut on 8/18 vs Syracuse and hit a walkoff grand slam off Atahualpa Severino, the first walkoff slam by a Bats player since 1994...in his next plate appearance, in the second inning on 8/19 vs Syracuse, hit a grand slam off Andrew Kown...became the first player in franchise history to hit grand slams in consecutive plate apps or on consecutive days...played for the Peoria Seguaros in the prestigious Arizona Fall League (18g, .242, 6 2b, 1 3b, 2hr, 11rbi)...participated in the AFL's Rising Stars Game.

SEASON HIGHLIGHTS

2009: Spent the season at Class A Sarasota, where he appeared in 92g...on 8/7 went on the disabled list with a strained right forearm and didn't play again the rest of the season... entered the campaign rated the 10th-best prospect in the organization by *Baseball America*... was a non-roster invitee to Major League spring training camp...**2008:** Played at Class A Dayton in his first full professional season...on 7/10 vs Wisconsin belted his first career grand slam...had a 2-homer game on 7/21 at Clinton...had a season-high 4 hits on 8/15 at Great Lakes...was the recipient of the Darnell Stenson Award as the organization's Florida Instructional League Most Valuable Player...**2007:** Made his professional debut on 6/26 at GCL Twins (1-4, double)...belted his first pro homer on 8/3 vs GCL Red Sox (2-4)...following the season was named by *Baseball America* as the eighth-best prospect in the organization and the 11th-best prospect in the Gulf Coast League.

PERSONAL: In 2007 graduated from Punxsutawney (PA) Area High School, where he set school career records for walks (91), runs (122), hits (101), doubles (25), home runs (18) and stolen bases (35)...also set school single-season records for walks (31, 2007) and runs scored (40, 2005)...as a senior was named Pennsylvania's Gatorade Player of the Year... is a Make-A-Wish Foundation volunteer.

Yr	Club	AVG	G	AB	R	H	2B	3B	HR	RBI	SH	SF	HB	BB	SO	SB	CS	E
07	GCL Reds - R	.219	40	137	16	30	4	0	1	8	0	0	3	15	26	2	0	5
08	Dayton - A	.261	83	306	29	80	13	1	9	42	0	4	4	20	64	2	3	9
09	Sarasota - A	.228	92	312	32	71	22	1	8	37	3	3	4	35	76	0	1	8
10	Lynchburg - A	.335	43	158	24	53	11	2	10	31	0	1	3	19	29	2	2	2
	Carolina - AA	.294	56	187	42	55	11	3	13	31	0	3	4	18	37	1	0	8
	Louisville - AAA	.231	14	52	5	12	3	0	3	13	0	0	0	6	14	0	1	1
Minor Totals		.261	328	1152	148	301	64	7	44	162	3	11	18	113	246	7	7	33

CORKY MILLER

CATCHER

BORN: 3/18/76

BIRTHPLACE: Yucaipa, CA

BATS/THROWS: R/R

HEIGHT: 6'1"

WEIGHT: 254

RESIDES: Yucaipa, CA

COLLEGE: University of Nevada-Reno



CAREER HIGHLIGHTS: Was named International League Player of the Week for 8/18-8/24, 2008...in a 2003 poll of International League managers was named the league's best defensive catcher...in Baseball America's 2001 post-season poll was voted the best defensive catcher in the Southern League...in both 2000 and 2001 was selected to play in the Southern League All-Star Game...following the 2000 season was voted the "player you want most in your clubhouse" and the "player who will make the best future manager" in a USA Today Baseball Weekly poll of his Southern League peers...in 1999 was selected to play in the Midwest League All-Star Game...in 1,054g over 13 professional seasons has been hit by a pitch 194 times...in 2001 was hit by a pitch 33 times, including 31 in the minors that ranked as the second-highest total among all minor league players...in 2000 was hit by a pitch 30 times, the highest total in all of minor league baseball...in 1999 was hit by a pitch 31 times, the second-highest total among all minor league players.

2010 SEASON: Spent most of the season at Louisville (54g, .276, 6hr, 35rbi)...made 32 apps and 19 starts during 2 stints with the Reds...from 5/29-7/21 made 24 apps and 18 starts while Ryan Hanigan was disabled...was promoted again on 9/1 and finished the year with 8 more apps and 1 more start...the staff went 8-11 in his starts...Reds pitchers posted a team-best 2.86era while he caught...threw out 2-10 baserunners attempting to steal (20 percent)...in the second inning of the 4-2 win on 6/22 at Oak produced a 2-out, 2-run single off Dallas Braden that gave the Reds a 2-0 lead they would not relinquish...in the fifth inning of the 8-6 win on 7/5 at NYM produced a 2-run double off Mike Pelfrey that gave the Reds a 6-1 lead...following the season cleared waivers, refused an outright assignment, elected free agency and then immediately was re-signed to a minor league contract and invited to 2011 Major League spring training camp.

2004: Made the Reds' Opening Day roster...appeared in 13g during 4 stints in Cin.

2003: Spent most of the season at Louisville...led the Bats with 28 doubles, a career high...appeared in 14g during 2 stints with the Reds (8/12-8/27, 9/8-end of season)...Reds pitchers went 5-4 in his 9 starts behind the plate and posted a 4.46era while he caught (78.2ip, 39er)...led Louisville with 95 starts behind the plate...hit a grand slam on 6/4 vs Richmond...on 6/25 vs Norfolk tied the club record with 3 doubles.

2002: Split the season between the Reds (39g, .254, 3hr, 15rbi) and Class AAA Louisville (43g, .231, 6hr, 21rbi)...began the season at Louisville and appeared in 6g there (.421, 1hr, 5rbi) before he was promoted on 4/11, when C Kelly Stinnett went on the 15-day disabled list...for the Reds made 37 of his 39 apps and 33 of his 35 starts before he was optioned to Louisville on 7/15, when Stinnett came off the DL...spent the rest of the minor league season at Louisville and in 37 more games there hit .200 (5hr, 16rbi)...rejoined the club on 9/24, after Jason LaRue had hernia surgery, and made his last 2 starts of the season on 9/26 at Chi (2-4) and 9/28 at Mtl (0-2)...in his 35 starts Reds pitchers went 17-18 and posted a 3.74era (30tip, 125er) while he caught...threw out 6-20 (30%) baserunners attempting to steal...was charged with 1 passed ball, on 7/14 at Hou while catching knuckleballer Jared Fernandez...committed 2 errors, both on 5/23 vs Fla...on 4/27 vs SF tied his career highs with 2 hits and 4rbi...on 5/11 vs STL had 3 hits to establish a new career high...from 5/3-5/18 had a career-high 8-game hitting streak (.387, 1hr, 7rbi), at that point in the season the longest by any Reds batter and the longest by any National League rookie...on 9/28 at Mtl was hit by a Sunny Kim pitch...that HBP was the 66th by a Reds batter in 2002, a new franchise record.

2001: In his Major League debut appeared in 17g, including 16 starts behind the plate...spent most of the season in the minor leagues, where in 103g at Louisville and Chattanooga he combined to hit .309 (16hr, 70rbi)...was the third-highest BA of any Reds minor leaguer...was promoted to Cin on 9/3, after Kelly Stinnett had season-ending elbow and knee surgeries...started 12 of the Reds' last 14g of the season after Jason LaRue was injured on 9/21...on 9/4 vs Hou made his Major League debut (0-3, 1hbp)...on 9/7 at Pit recorded his first career hit, a single off Tony McKnight...on 9/25 at Phi recorded his first RBI, a sac fly off Cliff Politte...on 9/27 at Phi became the first Reds catcher to steal home since Johnny Bench did it on 9/6/76 vs Hou as part of a double steal with George Foster...Miller's stolen base was a straight steal of home off Omar Daal and the first of his career...on 9/28 vs Mtl hit his first career homer, a solo shot off Mike Thurman...on 10/3 at Cubs had the best game of his brief Major League career when he produced 2 hits, 2 homers, 4rbi and 2 runs scored, all career highs...in that game hit a 3-run HR and a solo HR, both off Jon Lieber...Reds pitchers went 5-11 in his 16 starts and posted a 3.76era (139ip, 58er) while he caught...threw out 6-14 (43%) baserunners attempting to steal...began the season at Chattanooga (59g, .276, 9hr, 42rbi) and on 7/7 was promoted to Louisville (44g, .347, 7hr, 48rbi)...on 8/29 at Toledo on became the 11th player in Louisville history to record 5 hits in a game...RiverBats pitchers went 25-15 in his 40 starts and posted a 3.76era (352ip, 147er) while he caught...threw out 25-42 (60%) International League baserunners attempting to steal...was hit by a pitch 31 times in the minors and twice while with the Reds, including an HBP by Hou's Roy Oswalt in Miller's Major League debut...following the season played for the Grand Canyon Rafter in the prestigious Arizona Fall League (17g, .185, 3 2b, 2hr, 15rbi)...led all AFL catchers in caught-stealing percentage (15-20, .650).

MINOR LEAGUES

2000: At Class AA Chattanooga was selected to play in the Southern League All-Star Game...**1999:** At Class A Rockford and Class AA Chattanooga combined to hit .264 with 14hr and 56rbi in 99g...threw out 57-139 base runners attempting to steal (.410)...**1998:** In his first pro season played for Billings.

PERSONAL: Corky is his given name...in 1994 graduated from Yucaipa (CA) High School, where in his junior and senior seasons he was All-State and All-CIF...in 1996 graduated from San Bernardino Valley (CA) Junior College...attended the University of Nevada-Reno, where in 1997 he was All-Big West Conference and in 1998 he was a second-team All-American.

Yr	Club	AVG	G	AB	R	H	2B	3B	HR	RBI	SH	SF	HB	BB	SO	SB	CS	E
98	Billings - R	.271	45	129	28	35	8	0	5	24	2	2	21	24	24	1	4	14
99	Rockford - A	.287	66	195	43	56	10	1	10	40	1	1	20	33	42	3	6	14
	Chattanooga - AA	.221	33	104	20	23	10	0	4	16	0	1	11	11	30	0	0	3
00	Chattanooga - AA	.233	103	317	40	74	18	0	9	44	1	1	30	41	51	5	8	16
01	Chattanooga - AA	.276	59	170	25	47	12	0	9	42	1	0	19	25	32	1	2	7
	Louisville - AAA	.347	44	144	30	50	11	0	7	28	0	1	12	10	19	2	0	2
	Cincinnati	.184	17	49	5	9	2	0	3	7	0	2	2	4	16	1	0	1
02	Louisville - AAA	.231	43	134	14	31	5	0	6	21	3	0	6	16	21	1	2	2
	Cincinnati	.254	39	114	9	29	10	0	3	15	1	1	4	9	20	0	0	2
03	Louisville - AAA	.249	103	354	49	88	28	0	11	43	1	3	7	35	58	0	0	7
	Cincinnati	.267	14	30	4	8	0	0	0	1	0	1	2	5	7	0	0	0
04	Cincinnati	.026	13	39	2	1	0	0	0	3	0	1	3	6	12	0	0	1
	Louisville - AAA	.220	74	227	31	50	14	0	6	37	1	5	9	25	44	0	0	4
05	Minnesota	.000	5	12	0	0	0	0	0	0	0	0	0	0	2	0	0	0
	Rochester - AAA	.229	59	170	35	39	7	0	11	25	8	0	14	27	30	0	2	3
06	Tacoma - AAA	.333	2	6	1	2	0	0	0	0	0	0	0	1	1	0	0	0
	Pawtucket - AAA	.258	63	198	29	51	11	0	13	36	0	4	6	22	43	0	0	6
	Boston	.000	1	4	0	0	0	0	0	0	0	0	0	0	1	0	0	0
07	Richmond - AAA	.210	64	181	12	38	8	0	4	25	0	3	13	25	26	4	0	3
	Atlanta	.259	12	27	3	7	2	0	1	4	0	0	1	1	5	0	0	0
08	Atlanta	.083	31	60	4	5	0	0	1	5	1	1	0	5	15	0	0	3
	Richmond - AAA	.339	16	56	9	19	3	0	5	12	0	0	2	9	11	0	1	0
09	Chicago (AL)	.205	14	39	5	8	3	0	0	5	0	0	0	3	9	0	0	0
	Charlotte - AAA	.143	4	7	0	1	0	0	0	0	0	0	1	2	2	0	0	0
	Louisville - AAA	.286	23	77	13	22	5	0	0	8	2	0	3	8	7	0	0	0
	Cincinnati	.179	21	56	4	10	1	0	1	10	2	1	1	9	14	0	0	0
10	Louisville - AAA	.276	54	181	29	50	13	0	6	35	3	1	5	19	31	0	1	0
	Cincinnati	.243	32	74	5	18	5	0	2	9	1	0	2	2	16	0	0	0
Major Totals		.188	199	504	41	95	23	0	11	59	5	7	15	44	117	1	0	7
AL Totals		.145	20	55	5	8	3	0	0	5	0	0	0	3	12	0	0	0
NL Totals		.194	179	449	36	87	20	0	11	54	5	7	15	41	105	1	0	7
Reds Totals		.207	136	362	29	75	18	0	9	45	4	6	14	35	85	1	0	4
Minor Totals		.255	855	2650	408	676	163	1	106	436	23	22	179	333	472	17	26	81

KRIS NEGRON

INFIELDER

BORN: 2/1/86

BIRTHPLACE: Willingboro, NJ

BATS/THROWS: R/R

HEIGHT: 6'0"

WEIGHT: 180

RESIDES: Napa, CA

COLLEGE: Cosumnes River CC



PLAYERS

CAREER HIGHLIGHTS: Last name is pronounced neh-GRONE...in *Baseball America's* 2010 Best Tools issue was rated the best defensive shortstop in the Southern League...was the Arizona Fall League's Player of the Week for 11/8-11/14, 2010.

2010 SEASON: Spent most of the season at Class AA Carolina but made 7 apps during 2 stints with Class AAA Louisville (8/24, 8/31-remainder of the season)...with 35 stolen bases ranked second among all Reds minor league batters...his 34 steals for Carolina ranked T4th in the Southern League...in *Baseball America's* Best Tools issue was rated the best defensive shortstop in the Southern League...following the season played for the Peoria Saguaros in the prestigious Arizona Fall League (24g, .296, 4 2b, 4 3b, 4hr, 16rbi)...was the AFL's Player of the Week for 11/8-11/14 (.368, 2hr, 5rbi)...on 11/19 was added to the 40-man roster.

SEASON HIGHLIGHTS

2009: In 134 apps at Class A Salem and Sarasota and Class AA Carolina hit .259 with 6hr, 41rbi and 27 stolen bases...on 8/14 was traded from Bos to Cin in exchange for SS Alex Gonzalez and cash...twice hit 2 homers in a game (4/23 vs Myrtle Beach, 8/25 vs Tennessee)...for Salem, hit safely in 12 straight games from 7/22-8/3 (.364, 16-44)...**2008:** In 129g at Class A Greenville and Lancaster and Class AA Portland hit .265 with 8hr, 46rbi and 31 steals...ranked among Red Sox minor league leaders in games (129, 2nd), triples (8, T2nd), stolen bases (31, 3rd) and runs scored (73, 10th)...earned Red Sox Minor League Base Stealer of the Month for May (9 steals in 9 attempts) and Red Sox Minor League Base Runner of the Month for August/September (6 steals in 7 attempts, 15 extra-base hits)...on 8/22 vs Bakersfield went 5-for-5 with a pair of homers and 5 RBI...in the 10th inning of Game 2 of the California League semifinals belted a 3-run walkoff homer...played 108g at 2B but also played SS, 3B and all 3 outfield positions...**2007:** With 31 stolen bases at Class A Greenville and Lancaster ranked second among all Red Sox farmhands...was named Red Sox Minor League Base Stealer of the Month for May (8 steals in 9 attempts)...**2006:** In his first professional season hit .270 with 2hr, 21rbi and 15 stolen bases in 50 apps with the Rookie GCL Red Sox and Class A Lowell Spinners.

PERSONAL: Played at Cosumnes River Community College.

Yr	Club	AVG	G	AB	R	H	2B	3B	HR	RBI	SH	SF	HB	BB	SO	SB	CS	E
06	GCL Red Sox - R	.261	41	142	19	37	6	2	2	16	3	0	5	12	20	10	0	11
	Lowell - A	.393	9	28	8	11	2	1	0	5	2	0	1	4	2	5	1	1
07	Greenville - A	.226	112	403	61	91	11	4	3	29	5	0	13	46	97	29	7	15
	Lancaster - A	.182	3	11	3	2	0	0	0	0	0	0	2	0	2	2	0	1
08	Greenville - A	.244	92	311	50	76	15	5	1	27	6	4	10	31	48	25	5	9
	Portland - AA	.143	4	7	0	1	1	0	0	0	1	0	0	1	2	0	0	1
	Lancaster - A	.328	33	116	23	38	8	3	7	19	1	3	6	5	25	6	1	6
09	Salem - A	.264	111	409	69	108	17	4	3	34	6	2	8	39	83	20	3	20
	Sarasota - A	.208	8	24	6	5	0	0	1	2	0	0	0	5	8	3	1	1
	Carolina - AA	.241	15	54	11	13	2	0	2	5	1	0	4	8	7	4	1	3
10	Carolina - AA	.272	120	470	79	128	19	6	11	41	7	3	16	51	97	34	9	19
	Louisville - AAA	.190	7	21	1	4	1	0	0	0	0	0	0	0	6	1	0	0
Minor Totals		.258	555	1996	330	514	82	25	30	178	32	12	65	202	397	139	28	87

FELIZ PEREZ
OUTFIELDER

BORN: 11/14/84
BIRTHPLACE: Cuba
BATS/THROWS: L/L
HEIGHT: 6'2"
WEIGHT: 190
RESIDES: Hialeah Gardens, FL



OBTAINED: Signed as a non-drafted free agent on 5/15/10.

PLAYERS

Yr	Club	AVG	G	AB	R	H	2B	3B	HR	RBI	SH	SF	HB	BB	SO	SB	CS	E
2010	DSL Reds-R	.429	16	63	11	27	5	1	1	14	0	0	0	7	8	2	3	0
	Lynchburg-A	.338	16	65	8	22	4	2	0	9	0	1	3	4	10	1	1	0
	Carolina-AA	.266	35	139	11	37	5	1	2	11	1	0	7	5	31	8	4	1
Minor League Totals - 1 yr		.322	67	267	30	86	14	4	3	34	1	1	10	16	49	11	8	1

CHAD REINEKE

PITCHER

BORN: 4/9/82

BIRTHPLACE: Defiance, OH

BATS/THROWS: R/R

HEIGHT: 6'6"

WEIGHT: 210

RESIDES: Ft. Wayne, IN

COLLEGE: Miami (OH)



PLAYERS

CAREER HIGHLIGHTS: Last name is pronounced RHINE-eh-kee...played baseball in nearby Oxford at Miami University...in 2006 was a Carolina League All-Star.

2010 SEASON: Spent the season at Class AAA Louisville...with 9 victories fell 1 shy of his single-season career high...on 6/22 vs Toledo tied his career high by throwing 8.0 innings...became a free agent following the season but on 11/20 was re-signed to a minor league contract...following the regular season pitched for Leones del Caracas in the Venezuelan Winter League (6gs, 2-1, 3.55, 25.1ip, 26h, 11bb, 12k)...was invited to 2011 Major League spring training camp.

2009: Just before Opening Day was traded from the Padres to the A's and spent most of the season at Class AAA Sacramento...spent 1 day on the Athletics' roster, on 8/5 started vs the Rangers and received no decision in the 7-5 victory (5ip, 7h, 4er, obb, 1k, 2hr)...the next day was optioned back to Sacramento and spent the rest of the year there...following the season was outrighted off Oak's roster and elected free agency...on 12/18 was signed by the Reds to a minor league contract.

2008: Spent most of the season at Class AAA, first with the Astros' Round Rock affiliate and then with the Padres' Portland club...on 7/22 was traded from Hou to SD for LHP Randy Wolf...in his Major League debut made 3 starts and 1 relief appearance...prior to the trade, was recalled by the Astros on 7/8 but was returned to Round Rock the same day, before he made an appearance...made his big league debut on 8/16 vs Phi, started the 8-3 win and became the 19th pitcher in Padres history to record a victory in his first career appearance (5ip, 5h, 3er, 3bb, 5k)...earned his second victory in his third start, on 8/26 vs Ari, in which he denied Brandon Webb his 20th win of the season...according to *Elias*, in the last 50 years only 3 other pitchers with fewer than 2 career wins defeated an opposing starter seeking his 20th win of the season (Wayne Franklin vs Roy Oswalt in 2002, Rick Kreuger vs Ed Figueroa in 1976, Bill Gogolewski vs Jim Palmer in 1970)...did not pitch after 8/30 because of a stress reaction in his right scapula area...entered the season rated Hou's ninth-best prospect...*Baseball America* rated his slider as the best in the Astros organization.

MINOR LEAGUES

2007: At Class AAA Round Rock led the pitching staff in strikeouts (95)...for the second straight year pitched for Mesa in the prestigious Arizona Fall League...**2006:** At Class A Salem was a Carolina League All-Star...on 7/10 was promoted to Class AA Corpus Christi...pitched for Mesa in the Arizona Fall League...**2005:** Spent the entire season at Class A Lexington, where from 8/15-8/21 he was named the club's Pitcher of the Week...**2004:** Made his professional debut with 23 relief apps for Class A Tri-City.

PERSONAL: Graduated from Ayersville High School in Defiance, Ohio.

Yr	Club	W-L	ERA	G	GS	CG	SHO	SV	IP	H	R	ER	HR	BB	SO	WP	BK
04	Tri-City - A	1-2	2.45	23	0	0	0	3	36.2	27	13	10	0	23	52	3	0
05	Lexington - A	10-8	3.52	42	11	0	0	4	102.1	84	46	40	5	49	108	6	0
06	Salem - A	6-5	2.98	17	17	1	0	0	99.2	82	42	33	5	29	87	7	0
	Corpus Christi - AA	1-3	3.05	15	4	0	0	0	44.1	33	17	15	3	26	45	1	0
07	Round Rock - AAA	5-5	4.68	32	16	0	0	0	100.0	99	61	52	7	52	95	7	0
08	Round Rock - AAA	5-9	4.41	20	19	1	0	0	112.1	112	62	55	15	35	100	2	0
	Portland - AAA	0-1	4.15	3	3	0	0	0	17.1	17	8	8	5	6	13	0	0
	San Diego	2-1	5.00	4	3	0	0	0	18.0	14	10	10	1	12	13	0	0
09	Sacramento - AAA	9-4	4.75	30	22	0	0	2	125.0	134	73	66	17	52	91	9	0
	Oakland	0-0	7.20	1	1	0	0	0	5.0	7	4	4	2	0	1	0	0
10	Louisville - AAA	9-9	3.91	32	19	0	0	1	131.1	136	60	57	17	36	83	5	0
Major Totals		2-1	5.48	5	4	0	0	0	23.0	21	14	14	3	12	14	0	0
AL Totals		0-0	7.20	1	1	0	0	0	5.0	7	4	4	2	0	1	0	0
NL Totals		2-1	5.00	4	3	0	0	0	18.0	14	10	10	1	12	13	0	0
Minor Totals		46-46	3.93	214	111	2	0	10	769.0	724	382	336	74	308	674	40	0

YORMAN RODRIGUEZ
OUTFIELDER

BORN: 8/15/92
BIRTHPLACE: Ocumare de la Costa, VN
BATS/THROWS: R/R
HEIGHT: 6'2"
WEIGHT: 184
RESIDES: Ocumare de la Costa, VN



OBTAINED: Signed as a non-drafted free agent on 8/15/08.

2010: batted .339 with 2 HR, 39 RBI and 12 stolen bases in 43g for Rookie Billings...following the season Baseball America named him the fifth-best prospect in the Reds organization and the fifth-best prospect in the Pioneer League...BA also named him as having the "best outfield arm" in the Reds system.

2009: in his first professional season batted a combined .238 with 3 HR, 19 RBI and 10 stolen bases with the Rookie GCL Reds and Rookie Billings...began the season in the GCL and batted .280 in 21 games with the Reds...transferred to Billings on 7/25 and that night at Missoula belted his first professional home run... turned 17 on 8/15...prior to the 2009 season was named by Baseball America as the fifth-best prospect in the Reds organization...following the season Baseball America selected him the sixth-best prospect in the Reds system.

PLAYERS

Yr	Club	AVG	G	AB	R	H	2B	3B	HR	RBI	SH	SF	HB	BB	SO	SB	CS	E
2009	GCL Reds-R	.280	21	82	9	23	2	1	0	2	0	1	0	9	23	5	0	2
	Billings-R	.219	46	183	21	40	10	2	3	17	0	0	1	9	61	5	2	6
2010	Billings-R	.339	43	171	25	58	8	3	2	39	1	4	0	8	30	12	2	4
Minor League Totals - 2 yrs		.276	111	438	55	121	20	6	5	39	1	5	1	27	114	22	4	12

DAVE SAPPELT

OUTFIELDER

BORN: 1/2/87

BIRTHPLACE: Buffalo, NY

BATS/THROWS: R/R

HEIGHT: 5'9"

WEIGHT: 193

RESIDES: Graham, NO

COLLEGE: Coastal Carolina



PLAYERS

CAREER HIGHLIGHTS: Last name is pronounced sap-PELT...in 2010 was the Reds' Minor League Hitter of the Year, the Southern League's Most Valuable Player, Topps' Southern League Player of the Year and a *Baseball America* Class AA All-Star...his .361 batting average at Class AA Carolina in 2010 was a Mudcats record and led the Southern League.

2010 SEASON: Was the organization's Minor League Hitter of the Year, the Southern League's Most Valuable Player, Topps' Southern League Player of the Year and a *Baseball America* Class AA All-Star...in 133 apps at 3 minor league levels combined to hit .342 with 32 doubles, 11 triples, 10hr, 74rbi and 25 stolen bases...led all Reds minor leaguers in hitting while ranking fifth in both RBI and stolen bases...his .361 batting average at Class AA Carolina was a Mudcats record and led the Southern League...fell 6 plate apps shy of qualifying for that batting title but his adjusted average of .354, per Rule 10.22(a), still led the SL (Tennessee's Brandon Guyer was second at .344)...reached base safely in each of his last 36 apps for Carolina before his promotion to Class AAA Louisville...was the longest on-base streak of the season in the Southern League...began the season at Class A Lynchburg...on 4/30 was promoted to Carolina...on 8/12 was promoted to Louisville...following the season played for the Peoria Saguaros in the prestigious Arizona Fall League (21g, .292, 2 2b, 10rbi) and for Caribes de Anzoategui in the Venezuelan Winter League (33g, .305, 5 2b, 2 3b, 1hr, 10rbi, 2sb)...was invited to 2011 Major League spring training camp, his first big league camp.

SEASON HIGHLIGHTS

2009: In 136 apps at Class A Dayton and Sarasota combined to hit .281 with 7hr, 46rbi and 47 stolen bases...ranked among Reds minor league leaders in steals (1st) and batting average (8th)...**2008:** In his first professional season hit .299 in 62g for rookie Billings...ranked third among all Reds minor leaguers and 10th in the Pioneer League in batting average.

PERSONAL: Graduated from Southern Alamance High School in Graham, North Carolina...played at Coastal Carolina University.

Yr	Club	AVG	G	AB	R	H	2B	3B	HR	RBI	SH	SF	HB	BB	SO	SB	CS	E
08	Billings - R	.299	62	254	47	76	19	5	7	35	2	1	1	21	45	6	3	1
09	Dayton - A	.269	74	301	44	81	14	7	3	25	2	3	2	23	46	26	11	1
	Sarasota - A	.295	62	251	27	74	10	3	4	21	4	1	2	13	29	21	11	2
10	Lynchburg - A	.282	19	71	7	20	5	0	0	4	0	0	1	5	15	6	4	1
	Carolina - AA	*.361	89	330	53	119	19	8	9	62	4	4	3	31	46	15	13	1
	Louisville - AAA	.324	25	108	12	35	8	3	1	8	0	0	1	6	13	4	1	0
Minor Totals		.308	331	1315	190	405	75	26	24	155	12	9	10	99	194	78	43	6

* Led Southern League & club record

JORDAN SMITH

PITCHER

BORN: 2/4/86
BIRTHPLACE: American Fork, UT
BATS/THROWS: R/R
HEIGHT: 6'4"
WEIGHT: 230
RESIDES: Pleasant Grove, UT
COLLEGE: CC of Southern Nevada



CAREER HIGHLIGHTS: In 2009 was a mid-season Southern League All-Star and SL Pitcher of the Week for 5/18-5/24...in 2008 was a Florida State League All-Star and the organization's Minor League Pitcher of the Month for April...in 2006 was a Pioneer League All-Star.

2010 SEASON: Was 1 of 10 Reds players to make his Major League debut...after 4 professional seasons as a starting pitcher was converted to a reliever...made 37 relief apps during 2 stints with the Reds...from 6/15-8/23 went 2-2-1, 3.67 in 27 apps and beginning 9/3 through the end of the season went 1-0, 4.70 in 10 apps...began the season at Class AA Carolina (27g, 1-3-9, 5.08, 28.1ip, 38h, 8bb, 14k, 3hr)...on 6/15 was promoted and in that night's 12-0 loss vs LAD threw a scoreless ninth inning in his Major League debut...when he debuted never had pitched in Class AAA...pitched again the next night and recorded his first career strikeout (LAD's Matt Kemp)...in the 11-2 loss on 8/23 at SF threw a career-high 4.1 innings in relief of starter Edinson Volquez, who retired only 2 batters, in the longest outing by a Reds reliever in 2010...from 7/17-8/10 posted scoreless streaks of 11g and 13ip, both season highs...in the 10-inning, 3-2 win on 7/1 at Chi threw a perfect ninth inning to earn his first Major League victory (7th career appearance)...also earned the 8-6 win on 7/5 at NYM and the 12-inning, 4-3 win on 9/10 vs Pit...in the 10-inning, 6-4 win at Oak on 6/21 recorded the final 2 outs for his first Major League save (4th career appearance)...on 9/13 vs Ari was ejected by HP umpire John Hirschbeck for arguing balls and strikes...on 8/24 was optioned to Louisville and made 3 apps for the Bats (0-0, 8.10, 3.1ip, 5h, 1bb, 0k, 1hr) before he rejoined the Reds on 9/3...was not on the Reds' playoff roster.

MINOR LEAGUES

2009: At Class AA Carolina was a mid-season Southern League All-Star...made just 13 starts because of 3 stints on the disabled list with right elbow and left knee injuries...didn't pitch after 7/2 because of the strained right elbow...was the Southern League's Pitcher of the Week for 5/18-5/24 (2-0, 13ip, 0bb, 10k)...was a non-roster invitee to Major League spring training camp...on 11/20 was added to the 40-man roster...**2008:** In 21 starts at Class A Sarasota and Class AA Chattanooga combined to finish 9-8, 3.84...ranked eighth among all Reds minor leaguers in ERA...was the organization's Minor League Pitcher of the Month for April (6gs, 5-1, 1.60)...began the season with Sarasota, where he was a Florida State League All-Star...over a 3-start stretch from 4/30-5/2 allowed just 3 runs over 24.2 innings (0bb), pitching at least 8.0 innings in all 3 starts...was promoted to Chattanooga on 5/25...in 2009 was invited to Major League spring training camp...**2007:** At Class A Dayton ranked fourth in the Midwest League in starts (26)...allowed 2 earned runs or fewer in 16 of his 26 starts...in 5 starts from 4/27-5/18 went 2-2, 0.88 (30.2ip, 19h, 4bb, 23k), including back-to-back outings on 5/2 and 5/7 in which he fired 6.0 shutout innings...recorded 8 quality starts...on 6/13 vs South Bend gave up just 3 hits over 8.0 shutout innings (0bb, 2k)...on 7/1 pitched 7.0 scoreless innings at Ft. Wayne (2h, 0bb, 4k)...**2006:** In his first professional season was a Pioneer League All-Star for Billings...ranked seventh among all Reds minor league pitchers with a 3.01era and ranked among the league leaders in wins (6, T1st) and ERA (6th)...didn't allow a home run until his 12th start (57.1ip).

PERSONAL: Graduated from Pleasant Grove (UT) High School...attended the Community College of Southern Nevada in Las Vegas...his brother, LHP Egan Smith, was selected by the Indians in the 35th round of the June 2008 first-year player draft but did not sign...Egan Smith signed with the Blue Jays after he was selected in the seventh round of the June 2009 draft.

Yr	Club	W-L	ERA	G	GS	CG	SHO	SV	IP	H	R	ER	HR	BB	SO	WP	BK
06	Billings - R	*6-3	3.01	14	14	0	0	0	68.2	58	29	23	3	20	49	3	0
07	Dayton - A	10-8	3.84	26	26	0	0	0	133.2	133	74	57	8	40	96	8	1
08	Sarasota - A	7-2	2.55	10	10	0	0	0	67.0	61	23	19	2	7	44	0	0
	Chattanooga - AA	2-6	5.40	11	11	0	0	0	55.0	72	42	33	6	17	42	6	1
09	Carolina - AA	5-3	3.44	13	13	0	0	0	73.1	77	37	28	4	21	39	1	0
10	Carolina - AA	1-3	5.08	27	0	0	0	9	28.1	38	20	16	3	8	14	1	0
	Louisville - AAA	0-0	8.10	3	0	0	0	0	3.1	5	3	3	1	1	0	0	1
	Cincinnati	3-2	3.86	37	0	0	0	1	42.0	45	18	18	7	11	26	1	0
Major Totals		3-2	3.86	37	0	0	0	1	42.0	45	18	18	7	11	26	1	0
Minor Totals		31-25	3.75	104	74	0	0	9	429.1	444	228	179	27	114	284	19	3

* Led league, Only Major League save on 6/21/10 at Oak (6-4 win in 10 innings)

LEE TABOR

PITCHER

BORN: 12/17/84
BIRTHPLACE: Sumter, SC
BATS/THROWS: L/L
HEIGHT: 6'0"
WEIGHT: 173
RESIDES: Manning, SC
COLLEGE: Francis Marion University



PLAYERS

OBTAINED: Selected in the 30th round of the 2006 First-Year Player Draft.

2010: went a combined 4-4-1 with a 4.76 ERA in 41 relief apps with Triple-A Louisville and Double-A Carolina...earned the save on 8/28 at Mississippi.

2009: went a combined 3-2 with a 3.60 ERA in 20 games (5 starts) for Class-A Sarasota, Double-A Carolina and Triple-A Louisville...made all 5 of his starts with Carolina (1-2, 2.96, 8er/24.1ip).

2008: went a combined 1-2 with a 4.50 ERA in 50 games with Class-A Sarasota and Double-A Chattanooga.

2007: went a combined 5-2 with a 3.12 ERA in 43 relief appearances with Class-A Dayton and Class-A Sarasota...struck out 82 batters in 78.0 innings...spent most of the season with Dayton, where he held opponents scoreless in 21 appearances...earned the win on 6/27 at South Bend when he allowed just 1 hit over 5.2 scoreless innings (3bb, 6k)...transferred to Sarsota on 7/28...went 1-0 with a 5.02 ERA in 10 games with the SaraReds.

2006: in his first professional season went a combined 2-2 with a 4.67 ERA in 13 appearances (8 starts) with the Rookie GCL Reds and Class-A Sarasota...began the season with the GCL Reds...was transferred to Sarasota on 8/16.

PERSONAL: Graduated from Manning High School...attended Francis Marion University.

Yr	Club	W-L	ERA	G	GS	CG	SHO	SV	IP	H	R	ER	HR	BB	SO	WP	BK
2006	GCL Reds-R	2-1	3.69	9	5	0	0	0	31.2	34	17	13	4	3	27	2	0
	Sarasota-A	0-1	7.11	4	3	0	0	0	12.2	15	11	10	1	5	6	2	1
2007	Dayton-A	4-2	2.69	33	0	0	0	2	63.2	51	24	19	7	23	71	3	0
	Sarasota-A	1-0	5.02	10	0	0	0	0	14.1	17	12	8	1	9	11	2	0
2008	Sarasota-A	0-1	2.45	14	0	0	0	0	18.1	12	6	5	1	6	14	0	0
	Chattanooga-AA	1-1	5.40	36	0	0	0	0	41.2	54	27	25	3	20	32	5	1
2009	Sarasota-A	0-0	12.00	2	0	0	0	0	3.0	9	4	4	1	0	1	0	0
	Carolina-AA	1-2	3.13	9	5	0	0	0	31.2	28	15	11	3	8	15	1	0
2010	Louisville-AAA	2-0	3.10	9	0	0	0	0	20.1	21	7	7	1	6	14	2	0
	Louisville-AAA	1-1	4.26	8	0	0	0	0	12.2	13	6	6	1	5	13	2	0
	Carolina-AA	3-3	4.88	33	0	0	0	1	55.1	62	36	30	4	22	51	7	1
Minor League Totals - 5 yrs		15-12	4.07	167	13	0	0	3	305.1	316	165	138	27	107	255	26	3

DARYL THOMPSON

PITCHER

BORN: 11/2/85

BIRTHPLACE: La Plata, MO

BATS/THROWS: R/R

HEIGHT: 6'0"

WEIGHT: 205

RESIDES: Mechanicsville, MD



CAREER HIGHLIGHTS: In 2008 was the organization's Minor League Pitcher of the Year...in 2007 was Midwest League Pitcher of the Week for 4/16-4/22 and Florida State League Pitcher of the Week for 8/13-8/19...in 2005 was named South Atlantic League Pitcher of the Week for 4/26-5/2.

2010 SEASON: Posted a 3.48era in 15 starts for the Arizona League Reds and Class AA Carolina...was on the Mudcats' disabled list twice with shoulder injuries, first from 5/17-6/30 with a strain and then from 6/26-9/1 with inflammation...made all 3 apps for the AZL Reds during 2 separate rehabilitation assignments...following the season played for the Peoria Saguaros in the prestigious Arizona Fall League (6g, 5gs, 2-2, 4.50, 18ip, 18h, 8bb, 16k)...was named the AFL's Pitcher of the Week for the first week of November (1gs, 4ip, 6k)...on 11/19 was added to the 40-man roster.

2008: Was the organization's Minor League Pitcher of the Year...in 20 starts at Class A Sarasota, Class AA Chattanooga and Class AAA Louisville and 1 rehab relief appearance at GCL Sarasota combined to finish 8-4, 2.70 (126.2ip, 105h, 30bb, 99k)...led all Reds minor leaguers in ERA...from 7/17-8/12 was on Louisville's disabled list with a strained right shoulder...in his Major League debut made 3 starts for the Reds from 6/21-7/2...didn't allow a run in his Major League debut on 6/21 at NYY (5ip), a 6-0 Reds win...Yankees starter Dan Giese didn't allow a run until the seventh inning...for only the fourth time in history, opposing starting pitchers making their first Major League starts held the other team scoreless through 5 innings...it last had occurred on 6/25/72, when Mil's Earl Stephenson and Bos' Lynn McGlothen did it...first career strikeout victim was Jorge Posada...began his career with 9.0 scoreless innings until Grady Sizemore's solo HR on 6/27 at Cle...in those first 9.0 career innings over 2 starts stranded 12 baserunners without allowing a run, including at least 1 stranded runner in 8 consecutive innings...in his 3 starts the Reds went 1-2 and scored 11 runs (3.67 r/g)...in a 4-3 victory on 6/30 vs Pit pinch ran for David Ross and scored the tying run on Ken Griffey Jr.'s 2-run walkoff HR...was 1 of 10 Reds player to make his Major League debut, joining RHP Johnny Cueto, IF Paul Janish, OF Jay Bruce, LHP Daniel Ray Herrera, IF Adam Rosales, OF Chris Dickerson, RHP Ramon Ramirez, C/IF/OF Wilkin Castillo and RHP Josh Roenicke...in a 13-12 Bats win on 6/7 vs Indianapolis allowed a season-high 8 earned runs in 5.0 innings...without that appearance his ERA for Louisville drops from 2.76 to 1.33...pitched into the sixth inning in all 10 of his starts for Chattanooga...during spring training wore uniform number 75.

MINOR LEAGUES

2009: Made just 9 minor league apps because of 3 stints on the disabled list with inflammation in his right elbow (4/9-4/21, 5/20-6/24, 7/1-rest of the season)...on 8/25 had surgery to repair the frayed posterior labrum in his right shoulder (Dr. Timothy Kremchek)...on 11/20 was outrighted off the roster...**2007:** At Class A Dayton and Sarasota combined to finish 14-5, 3.18 in 27 starts...among all Reds minor league pitchers ranked first in victories, second in ERA and fifth in strikeouts (121)...was the organization's Pitcher of the Month for April (4gs, 4-0, 0.39, 23ip, 11h, 1er, 1bb, 19k) and August (6gs, 5-0, 1.80, 30ip, 26h, 8bb, 26k)...was Midwest League Pitcher of the Week for 4/16-4/22 (2gs, 2-0, 0.00, 12ip, 0h, 0r, 0bb, 8k) and Florida State League Pitcher of the Week for 8/13-8/19 (2gs, 2-0, 1.64, 11ip, 8h, 2er, 2bb, 10k)...led Sarasota with 9 wins and 97 strikeouts...on 11/20 was added to the 40-man roster...**2006:** At Class A Vermont and GCL Reds combined to finish 0-1, 3.92 in 8 starts and 1 relief appearance...began the season in the Nationals organization but was traded to the Reds on 7/13 as part of an 8-player deal...prior to the season was ranked by *Baseball America* as the 10th-best prospect in the Nationals' organization...**2005:** At Class A Savannah was named South Atlantic League Pitcher of the Week for 4/26-5/2 (2-0, 12ip, 0r, 10k, 2bb)...**2004:** At Class A Savannah went 4-9, 5.08 in 21 starts and 4 relief apps...**2003:** Signed his first contract on 6/8 and spent his first professional season with the Rookie GCL Expos.

PERSONAL: Graduated from La Plata (MD) High School.

Yr	Club	W-L	ERA	G	GS	CG	SHO	SV	IP	H	R	ER	HR	BB	SO	WP	BK
03	GCL Expos - R	1-2	2.15	12	10	0	0	0	46.0	49	16	11	1	11	18	2	0
04	Savannah - A	4-9	5.08	25	21	0	0	0	102.2	117	66	58	13	30	79	4	2
05	Savannah - A	2-3	3.35	11	11	0	0	0	53.2	46	23	20	3	24	48	3	1
06	Vermont - A	0-1	6.75	4	4	0	0	0	6.2	5	5	5	0	5	8	1	0
	GCL Reds - R	0-0	2.57	5	4	0	0	0	14.0	10	4	4	1	4	16	0	0
07	Dayton - A	5-0	0.96	5	5	0	0	0	28.0	16	3	3	1	2	24	0	0
	Sarasota - A	9-5	3.77	22	22	0	0	0	105.0	106	51	44	19	31	97	1	3
08	Chattanooga - AA	3-2	1.76	10	10	0	0	0	61.1	44	19	12	2	14	56	5	0
	Louisville - AAA	5-0	2.76	7	7	0	0	0	45.2	39	15	14	4	9	33	1	0
	Sarasota - A	0-2	6.89	3	3	0	0	0	15.2	20	12	12	2	7	7	0	0
	#GCL Reds - R	0-0	0.00	1	0	0	0	0	4.0	2	1	0	0	0	3	0	0
	Cincinnati	0-2	6.91	3	3	0	0	0	14.1	20	11	11	3	7	6	1	1
09	Louisville - AAA	1-2	6.59	8	6	0	0	0	28.2	34	22	21	3	7	8	2	0
	#GCL Reds - R	0-0	27.00	1	1	0	0	0	0.2	2	3	2	0	2	1	1	0
10	Carolina - AA	0-5	3.71	12	12	0	0	0	51.0	38	25	21	3	11	52	2	0
	#AZL Reds - R	1-0	2.45	3	3	0	0	0	11.0	10	3	3	1	2	17	2	1
Major Totals		0-2	6.91	3	3	0	0	0	14.1	20	11	11	3	7	6	1	1
Minor Totals		31-31	3.61	129	119	0	0	0	574.0	538	268	230	53	159	467	24	7
# Injury rehab																	

CHRIS VALAIKA

INFIELDER

BORN: 8/14/85

BIRTHPLACE: Santa Monica, CA

BATS/THROWS: R/R

HEIGHT: 6'0"

WEIGHT: 210

RESIDES: Valencia, CA

COLLEGE: UC-Santa Barbara



PLAYERS

CAREER HIGHLIGHTS: Last name is pronounced vuh-LAKE-uh...in 2008 received the Chief Bender Award as the organization's Minor League Player of the Year...played for the U.S. team in the 2008 XM All-Star Futures Game at Yankee Stadium...also in 2008 was a mid-season Florida State League All-Star and the organization's Minor League Player of the Month for April...in 2007 was a mid-season and post-season Midwest League All-Star, the Midwest League Player of the Week for 4/16-4/22 and the organization's Minor League Player of the Month for April...in 2006 was the Pioneer League's Most Valuable Player, TOPPS' Pioneer League Player of the Year, MiLB.com's short-season Offensive Player of the Year and a *Baseball America* minor league Rookie All-Star...in 2006 hit safely in 32 consecutive games to establish a new Pioneer League single-season record...was the organization's Minor League Player of the Month for July 2006.

2010 SEASON: Was 1 of 10 Reds players to make his Major League debut...was an International League All-Star at Louisville and the Bats' lone representative at the Triple-A All-Star Game...ranked fifth among all Reds farmhands and seventh in the IL in hitting (.304)...in *Baseball America*'s "best tools" issue was rated the best defensive second baseman in the International League...was recalled on 8/24, when Jim Edmonds went on the disabled list...that night at SF made his Major League debut, pinch hit and singled on the first pitch from Santiago Casilla...from 8/27-8/31 hit .364 during a 5-game hitting streak...made 6 starts for the Reds, all at 2B...on 8/27 vs Chi made his first career start, played 2B while Brandon Phillips recovered from a swollen hand and hit his first career home run (solo off Tom Gorzelanny).

MINOR LEAGUES

2009: Spent the season on the roster of Class AAA Louisville...from 5/8-6/16 was on the Bats' disabled list with a broken right hand...hit .161 in 23 apps before the injury and .260 in 72g after he was reinstated from the DL...in 13g from 8/10-8/23 hit .380...on 4/12 vs Columbus produced a 2-run HR for his first AAA hit...entered the season rated the fourth-best prospect in the organization by *Baseball America*...was a non-roster invitee to 2009 spring training camp...on 11/20 was added to the 40-man roster...**2008:** Received the Chief Bender Award as the organization's Minor League Player of the Year...in 129g at Class A Sarasota and Class AA Chattanooga hit .317 (18hr, 81rbi, 9sb)...led all Reds minor league batters in hitting and ranked second in RBI...played for the U.S. squad in the XM All-Star Futures Game at Yankee Stadium...was a mid-season Florida State League All-Star and the org's Minor League Player of the Month for April (26g, .384, 5hr, 27rbi)...his 18-game hitting streak from 7/1-7/24 was the second-longest in the Southern League...played for Peoria in the Arizona Fall League (32g, .311, 7 2b, 1 3b, 2hr, 16rbi)...**2007:** In 136g at Class A Dayton and Sarasota combined to hit .284 (12hr, 79rbi)...at Dayton was a mid-season and post-season Midwest League All-Star, the Midwest League Player of the Week for 4/16-4/22 (.481, 7rbi) and the organization's Minor League Player of the Month for April (20g, .390)...was promoted to Sarasota on 7/4...following the season played for North Shore of the Hawaiian League...**2006:** In his first professional season was the Pioneer League's Most Valuable Player, TOPPS' Pioneer League Player of the Year, MiLB.com's short-season Offensive Player of the Year and a *Baseball America* minor league Rookie All-Star...ranked among PL leaders in total bases (143, 1st), hits (89, T1st), games (70, 2nd), runs scored (58, 2nd), RBI (60, 2nd), extra-base hits (34, 3rd) and doubles (22, T3rd)...from 7/22-8/26 hit safely in 32 consecutive games to set a new Pioneer League hitting streak record (49-for-131, .374, 4hr, 46 RBI, 29r)...that 32-game hitting streak was the longest in the minor leagues in 2006...from 7/13-8/30 reached base safely in 45 straight games...overall, hit safely in 58 of his 70 apps...ranked fifth among all Reds minor league batters in hitting (.324)...was the organization's Minor League Player of the Month for July (.339, 4hr, 25rbi).

PERSONAL: In 2003 graduated from Hart High School in Newhall, CA...majored in anthropology at UC/Santa Barbara...as a member of Team USA in 2004 won gold medals at the FISU II World University Baseball championships in Taiwan, where he was a teammate of Drew Stubbs, and at the Pan-Am Games in Santo Domingo.

Yr	Club	AVG	G	AB	R	H	2B	3B	HR	RBI	SH	SF	HB	BB	SO	SB	CS	E
06	Billings - R	.324	70	275	58	*89	22	4	8	60	2	6	8	24	61	2	2	15
07	Dayton - A	.307	79	300	38	92	20	3	10	56	0	6	8	17	72	1	4	15
	Sarasota - A	.253	57	217	26	55	9	1	2	23	2	3	6	13	42	0	3	9
08	Sarasota - A	.363	32	135	20	49	9	0	7	31	0	2	1	7	28	2	0	4
	Chattanooga - AA	.301	97	379	58	114	19	1	11	50	5	2	3	28	74	7	4	21
09	Louisville - AAA	.235	95	366	32	86	20	1	6	36	1	5	4	16	76	1	0	8
10	Louisville - AAA	.304	118	424	49	129	28	2	4	53	4	10	2	19	72	3	3	12
	Cincinnati	.263	19	38	3	10	1	0	1	2	1	0	0	1	9	0	0	0
	Major Totals	.263	19	38	3	10	1	0	1	2	1	0	0	1	9	0	0	0
	Minor Totals	.293	548	2096	281	614	127	12	48	309	14	34	32	124	425	16	16	84

* Led Pioneer League

PHILLIPPE VALIQUETTE
PITCHER

BORN: 2/14/87
BIRTHPLACE: Montreal, Canada
BATS/THROWS: L/L
HEIGHT: 6'1"
WEIGHT: 205
RESIDES: Montreal, Canada



CAREER HIGHLIGHTS: Name is pronounced fih-LEEP vali-KETT...pitched for the World Team in the 2010 All-Star Futures Game in Anaheim...in 2003 and 2004 played for the Canadian national team and was the club's Most Valuable Player in 2004...was on Team Canada's roster for the 2009 World Cup tournament in Europe but didn't participate because of an injury.

2010 SEASON: In 54 relief apps at Class AA Carolina and Class AAA Louisville combined to finish 4-1, 4.15 and converted 5-7 save opps...pitched for the World Team in the 2010 All-Star Futures Game in Anaheim...began the season at Carolina...was promoted to Louisville on 6/17 and finished the year with the Bats...following the season pitched for the Peoria Saguaros in the prestigious Arizona Fall League (6g, 0-1-0, 14.14, 7ip, 14h, 5bb, 5k)...was selected to play in the AFL's Rising Stars Game.

SEASON HIGHLIGHTS

2009: In 44 relief apps at Class A Sarasota and Class AA Carolina went 2-2, 2.58 with 9 saves...opponents hit just .202...missed the last month of the season with a strained left shoulder...didn't allow a run in 14 of his 17 apps with Sarasota...was promoted to Carolina on 5/29...in his last 15 apps of the season posted a 1.02era (17.2ip, 2er)...following the season pitched for the Peoria Saguaros of the prestigious Arizona Fall League...on 11/20 was added to the 40-man roster...**2008:** At Class A Dayton and Sarasota went 2-3, 3.60 with 3 saves in 47 relief apps...was promoted to Sarasota on 5/27...overall struck out 65 batters in 65.0 innings...following the season pitched for Waikiki in the Hawaiian League...**2007:** Was named the Reds' Most Outstanding Pitcher during the Florida instructional league.

PERSONAL: In 2004 graduated from Edouard Montpetit High School in Montreal...helped lead his high school team to Canadian championships in his junior and senior seasons.

Yr	Club	W-L	ERA	G	GS	CG	SHO	SV	IP	H	R	ER	HR	BB	SO	WP	BK
05	Dayton - A	2-5	6.30	19	16	0	0	0	64.1	81	54	45	3	44	42	7	0
	Billings - R	2-1	6.43	7	3	0	0	0	21.0	23	16	15	1	10	18	6	2
06	Dayton - A	2-4	7.54	12	9	0	0	0	37.0	52	39	31	5	21	24	4	0
07	Billings - R	3-1	1.77	11	0	0	0	3	40.2	31	17	8	0	11	29	3	0
	Dayton - A	1-2	6.75	7	0	0	0	0	10.2	17	9	8	1	2	8	0	0
08	Dayton - A	0-1	3.12	16	0	0	0	1	26.0	25	11	9	2	10	32	2	0
	Sarasota - A	2-2	3.92	31	0	0	0	2	39.0	45	18	17	4	18	33	3	2
09	Sarasota - A	1-1	2.29	17	0	0	0	6	19.2	11	5	5	2	9	19	2	0
	Carolina - AA	1-1	2.76	27	0	0	0	3	32.2	25	13	10	2	20	27	4	0
10	Carolina - AA	2-0	3.99	25	0	0	0	4	29.1	34	14	13	0	16	21	2	0
	Louisville - AAA	2-1	4.29	29	0	0	0	1	35.2	34	19	17	2	14	31	5	1
Minor Totals		18-19	4.50	201	28	0	0	20	356.0	378	215	178	22	175	284	38	5

REDS AFFILIATES



LOUISVILLE BATS
AAA



CAROLINA MUDCATS
AA



BAKERSFIELD BLAZE
A



DAYTON DRAGONS
A



BILLINGS MUSTANGS
ROOKIE



ARIZONA LEAGUE REDS
ROOKIE

CINCINNATI REDS DIRECTORY

100 Joe Nuxhall Way
Cincinnati, Ohio 45202

PHONE: 513.765.7000

FAX: 513.765.7342

www.reds.com

World Series Championships in 1919,
1940, 1975, 1976, and 1990



REDS

PRESIDENT & CEO
CHAIRMAN
VICE CHAIRMAN & Treasurer
CHIEF OPERATING OFFICER
G.M./PRES. BASEBALL OPERATIONS
SR VICE PRES. BUSINESS OPERATIONS
VICE PRESIDENT & ASST. GM
VP OF SCOUTING, PLAYER DEV.
VP & ASST. TO GM
SR. DIR. OF PROF/GLOBAL SCOUTING
VP OF BASEBALL OPERATIONS
SR. DIR. AMATEUR SCOUTING
SR. ADVISOR TO PRES. OF BASEBALL OPER.
SPECIAL ASST. TO GM/PLAYER PERSONNEL
SPECIAL ASST. TO GM

DIR. MINOR LEAGUE ADMIN.
PLAYER DEVELOPMENT ADMIN.
DIRECTOR OF MEDIA RELATIONS
ASST. DIR. OF MEDIA RELATIONS
TRAVELING SECRETARY
MEDICAL DIRECTOR
HEAD ATHLETIC TRAINER, A.T.C.
ASST. ATHLETIC TRAINER, A.T.C.
STRENGTH/COND. COORDINATOR
SR. CLUBHOUSE/EQUIPMENT MGR
REDS CLUBHOUSE/EQUIP. MGR
VISITING CLUBHOUSE MANAGER
COMM. FUND EXECUTIVE DIR.
DIR. OF COMMUNITY RELATIONS
VP OF COMM/MARKETING
SR. DIRECTOR OF TICKET SALES
DIRECTOR OF GROUP SALES
SR. DIRECTOR OF TICKET OPERATIONS
VP OF BALLPARK OPERATIONS
HEAD GROUNDSKEEPER

MANAGER
HITTING COACH
PITCHING COACH
FIRST BASE COACH
THIRD BASE COACH
BENCH COACH
BULLPEN COACH
BULLPEN CATCHER

Robert H. Castellini
W. Joseph Williams Jr.
Thomas L. Williams
Phil Castellini
Walt Jockety
Karen Forgas
Bob Miller
Bill Bavasi
Jerry Walker
Terry Reynolds
Dick Williams
Chris Buckley
Joe Morgan
Cam Bonifay
"J" Harrison, Marty Maier
Eric Davis, Mario Soto
Lois Hudson
Jeff Graupe
Rob Butcher
Larry Herms, Jamie Ramsey
Gary Wahoff
Dr. Timothy Kremchek
Paul Lessard
Steve Baumann
Matthew Krause
Bernie Stowe
Rick Stowe
Mark Stowe
Charley Frank
Lorrie Platt
Ralph Mitchell
John Davis
David Ziegler
John O'Brien
Declan Mullin
Doug Gallant

Dusty Baker
Brook Jacoby
Bryan Price
Billy Hatcher
Mark Berry
Chris Speier
Juan Lopez
Mike Stefanski

2010 CINCINNATI REDS

2010 FINAL BATTING

2010 FINAL BATTING																			GI										PINCH HIT					
PLAYER	AVG	G	AB	R	H	TB	2B	3B	HR	RBI	SH	SF	HP	BB	IBB	SO	SB	CS	DP	E	SLG	OBP	AB	H	HR	RBI								
+Alonso	.207	22	29	2	6	8	2	0	0	3	0	0	0	0	0	10	0	0	1	2	.276	.207	16	3	0	0								
Arroyo	.147	34	68	5	10	13	0	0	1	8	6	1	0	2	0	31	0	0	1	0	.191	.169	0	0	0	0								
Bailey	.212	19	33	1	7	7	0	0	0	2	4	0	0	2	0	15	0	0	1	1	.212	.257	0	0	0	0								
Bloomquist	.294	11	17	0	5	5	0	0	0	0	0	0	0	1	0	3	0	0	0	0	.294	.333	4	1	0	0								
Bruce	.281	148	509	80	143	251	23	5	25	70	0	5	1	58	5	136	5	4	12	3	.493	.353	9	2	0	1								
Cabrera	.263	123	494	64	130	175	33	0	4	42	5	7	3	28	0	53	11	4	11	11	.354	.303	3	0	0	0								
Cairo	.290	91	200	30	58	82	12	0	4	28	2	3	4	17	0	30	4	0	4	3	.410	.353	36	7	0	6								
Cordero	.000	75	1	0	0	0	0	0	0	0	0	0	0	0	0	0	0	0	0	1	.000	.000	0	0	0	0								
Cueto	.111	31	54	2	6	6	0	0	0	2	8	0	0	1	0	22	0	0	1	2	.111	.127	0	0	0	0								
#Dickerson	.206	45	97	11	20	26	2	2	0	5	2	1	0	6	0	34	4	0	1	0	.268	.250	13	2	0	0								
CIN	.205	20	44	9	9	12	1	1	0	0	0	0	0	1	0	19	3	0	1	0	.273	.222	7	2	0	0								
#Edmonds	.276	86	246	44	68	124	23	0	11	23	0	1	1	24	0	60	2	0	2	1	.504	.342	22	6	1	1								
CIN	.207	13	29	6	6	17	2	0	3	3	0	0	0	3	0	7	0	0	0	0	.586	.281	4	0	0	0								
Fisher	.000	18	4	0	0	0	0	0	0	0	0	0	0	0	0	4	0	0	0	0	.000	.000	0	0	0	0								
+Francisco	.273	36	55	3	15	21	3	0	1	7	0	0	0	4	0	20	0	1	2	1	.382	.322	22	5	1	3								
Gomes	.266	148	511	77	136	220	24	3	18	86	0	9	12	39	3	123	5	3	4	4	.431	.327	14	4	0	2								
Hanigan	.300	70	203	25	61	87	11	0	5	40	1	2	4	33	4	21	0	0	6	4	.429	.405	4	2	1	3								
Harang	.135	22	37	1	5	6	1	0	0	2	3	0	0	0	0	13	0	0	2	1	.162	.135	0	0	0	0								
+Heisey	.254	97	201	33	51	87	10	1	8	21	1	2	6	16	1	57	1	2	3	2	.433	.324	23	8	4	7								
Hernandez	.297	97	313	30	93	134	18	1	7	48	3	2	5	29	1	49	0	0	8	4	.428	.364	5	0	0	0								
Herrera	.000	36	1	0	0	0	0	0	0	0	0	0	0	0	0	1	0	0	0	0	.000	.000	0	0	0	0								
Janish	.260	82	200	23	52	77	10	0	5	25	3	1	2	22	2	30	1	3	4	4	.385	.338	3	0	0	0								
+Leake	.333	28	48	5	16	17	1	0	0	3	6	0	1	5	0	15	0	0	0	3	.354	.407	3	0	0	0								
+LeCure	.091	15	11	2	1	2	1	0	0	0	1	0	0	0	0	2	0	0	0	0	.182	.091	0	0	0	0								
Lincoln	.000	19	1	0	0	0	0	0	0	0	0	0	0	0	0	0	0	0	0	0	.000	.000	0	0	0	0								
+Maloney	.333	7	3	0	1	1	0	0	0	0	2	0	0	0	0	1	0	0	0	0	.333	.333	0	0	0	0								
Miller	.243	32	74	5	18	29	5	0	2	9	1	0	2	2	0	16	0	0	2	0	.392	.282	5	0	0	0								
Nix	.291	97	165	16	48	75	11	2	4	18	2	0	0	15	4	39	0	1	5	0	.455	.350	45	12	1	3								
+Ondrusek	.000	60	4	0	0	0	0	0	0	0	0	0	0	0	0	4	0	0	0	1	.000	.000	0	0	0	0								
Owings	.214	27	14	2	3	6	0	0	1	3	0	0	0	0	0	6	0	0	0	0	.429	.214	7	1	0	0								
Phillips	.275	155	626	100	172	269	33	5	18	59	6	1	8	46	1	83	16	12	14	3	.430	.332	1	0	0	0								
Rolen	.285	133	471	66	134	234	34	3	20	83	0	8	8	50	3	82	1	2	12	8	.497	.358	7	3	2	4								
+Smith	.000	37	3	0	0	0	0	0	0	0	0	0	0	0	0	1	0	0	0	0	.000	.000	0	0	0	0								
Stubbs	.255	150	514	91	131	228	19	6	22	77	3	6	5	55	2	168	30	6	6	5	.444	.329	4	2	0	0								
Sutton	.667	2	3	1	2	5	0	0	1	4	0	0	0	0	0	1	0	0	0	0	1.667	.667	1	1	1	4								
RIGHT	1.000		1		1	4	0	0	1	4	0	0	0	0	0	0			0		4.000	1.000	1	1	1	4								
LEFT	.500		2		1	1	0	0	0	0	0	0	0	0	0	1			0		.500	.500	0	0	0	0								
+Valaika	.263	19	38	3	10	14	1	0	1	2	1	0	0	1	0	9	0	0	2	0	.368	.282	5	1	0	0								
Volquez	.118	12	17	1	2	2	0	0	0	0	3	0	0	1	0	7	0	0	0	0	.118	.167	0	0	0	0								
Votto	.324	150	547	106	177	328	36	2	37	113	0	3	7	91	8	125	16	5	11	5	.600	.424	1	0	0	0								
+Wood	.189	17	37	1	7	14	2	1	1	3	5	0	0	0	0	15	0	0	0	3	.378	.189	0	0	0	0								
Pitchers	.173	162	336	20	58	74	5	1	3	23	38	1	1	11	0	137	0	0	5	13	.220	.201	10	1	0	0								
Reds	.272	162	5579	790	1515	2432	293	30	188	761	66	50	68	522	34	1218	93	43	113	72	.436	.338	229	54	10	34								
Opponents	.254	162	5525	685	1404	2190	276	18	158	663	51	32	50	524	32	1130	71	34	121	107	.396	.323	243	56	7	38								

+ Rookie, # Multiple Teams

PITCHER	R/L	W	L	ERA	G	GS	CG	GF	SHO	SV	OPP											AVG
											IP	H	R	ER	HR	HB	BB	IBB	SO	WP	BK	
Arroyo	R	17	10	3.88	33	33	2	0	0	0	215.2	188	95	93	29	6	59	5	121	1	1	.234
Bailey	R	4	3	4.46	19	19	1	0	1	0	109.0	109	55	54	11	3	40	6	100	3	1	.260
Bray	L	0	2	4.13	35	0	0	4	0	0	28.1	21	13	13	4	0	10	1	30	2	0	.198
Burton	R	0	0	0.00	4	0	0	2	0	0	3.1	0	0	0	0	0	0	0	1	0	0	.000
+Chapman	L	2	2	2.03	15	0	0	3	0	0	13.1	9	4	3	0	0	5	0	19	2	0	.196
Cordero	R	6	5	3.84	75	0	0	64	0	40	72.2	68	32	31	5	2	36	1	59	2	0	.246
Cueto	R	12	7	3.64	31	31	1	0	1	0	185.2	181	79	75	19	9	56	5	138	5	2	.257
#+Del Rosario	R	1	1	4.50	11	0	0	3	0	0	10.0	17	7	5	0	1	4	0	4	0	0	.405
CIN	R	1	1	2.08	9	0	0	2	0	0	8.2	13	4	2	0	0	4	0	3	0	0	.382
Fisher	R	1	1	5.64	18	0	0	5	0	0	22.1	22	14	14	1	1	13	2	21	2	0	.256
Harang	R	6	7	5.32	22	20	0	1	0	0	111.2	139	71	66	16	4	38	0	82	9	0	.305
Herrera	L	1	3	3.91	36	0	0	3	0	0	23.0	31	10	10	2	0	6	0	14	0	0	.323
+Leake	R	8	4	4.23	24	22	0	0	0	0	138.1	158	77	65	19	3	49	2	91	2	0	.292
+LeCure	R	2	5	4.50	15	6	0	4	0	0	48.0	50	24	24	6	5	25	3	37	1	0	.272
Lincoln	R	1	0	7.32	19	0	0	5	0	0	19.2	25	16	16	1	2	10	0	12	1	0	.309
+Maloney	L	2	2	3.05	7	2	0	0	0	0	20.2	20	7	7	2	1	5	1	13	0	0	.256
Masset	R	4	4	3.40	82	0	0	22	0	2	76.2	64	31	29	7	1	33	3	85	8	0	.226
+Ondrusek	R	5	0	3.68	60	0	0	11	0	0	58.2	49	25	24	7	0	20	1	39	2	0	.225
Owings	R	3	2	5.40	22	0	0	9	0	0	33.1	28	20	20	3	3	25	0	35	1	1	.230
Rhodes	L	4	4	2.29	69	0	0	8	0	0	55.0	38	14	14	4	1	18	0	50	1	0	.196
+Smith	R	3	2	3.86	37	0	0	15	0	1	42.0	45	18	18	7	2	11	1	26	1	0	.273
Springer	R	0	0	5.40	2	0	0	0	0	0	1.2	2	1	1	0	0	0	0	1	0	0	.286
Volquez	R	4	3	4.31	12	12	0	0	0	0	62.2	59	30	30	6	3	35	0	67	5	0	.253
+Wood	L	5	4	3.51	17	17	0	0	0	0	102.2	85	45	40	9	4	26	1	86	0	1	.222
Reds		91	71	4.01	162	162	4	158	9	43	1453.0	1404	685	648	158	50	524	32	1130	48	6	.254
Opponents		71	91	4.42	162	162	7	155	13	39	1440.1	1515	790	708	188	68	522	34	1218	40	7	.272

2010 LOUISVILLE BATS - AAA

2010 Final Batting

Player	AVG	G	AB	R	H	2B	3B	HR	RBI	BB	SO	SB	E
Alonso, Yonder	.296	101	406	50	120	31	2	12	56	37	76	9	2
Anderson, Josh	.125	17	40	2	5	2	0	0	0	0	6	5	0
Balentien, Wladimir	.282	116	401	71	113	23	2	25	78	37	85	12	6
Burke, Chris	.238	66	248	38	59	6	4	5	26	26	39	14	0
Castillo, Wilkin	.256	92	317	45	81	16	3	9	35	12	50	11	13
Costanzo, Mike	.167	6	12	2	2	1	0	0	1	3	5	0	0
Cozart, Zack	.255	136	553	91	141	30	4	17	67	40	107	30	15
Denove, Chris	.262	33	107	16	28	3	0	1	9	11	20	1	2
Dickerson, Chris	.442	13	43	12	19	5	0	3	7	9	13	6	1
Dorn, Daniel	.302	84	275	50	83	24	2	13	46	38	81	0	2
Eymann, Eric	.294	18	51	7	15	4	1	1	6	1	11	0	0
Francisco, Juan	.286	77	308	46	88	24	4	18	59	16	81	1	13
Frazier, Todd	.258	130	480	71	124	32	4	17	66	45	127	14	5
Griffin, Michael	.258	72	186	23	48	17	1	7	22	5	35	1	1
Hanigan, Ryan	.239	13	46	6	11	3	0	0	2	4	6	0	0
Heisey, Chris	.241	20	79	6	19	3	0	4	13	7	23	2	1
Henry, Sean	.500	4	8	3	4	1	0	0	3	0	0	0	0
Long, Jake	.375	7	8	1	3	0	0	0	0	1	1	0	0
Matthews, Gary	.317	23	101	16	32	7	1	3	6	7	26	3	1
Mesoraco, Devin	.231	14	52	5	12	3	0	3	13	6	14	0	1
Miller, Corky	.276	54	181	29	50	13	0	6	35	19	31	0	0
Negron, Kris	.190	7	21	1	4	1	0	0	0	0	6	1	0
Sappelt, Dave	.324	25	108	12	35	8	3	1	8	6	13	4	0
Sutton, Drew	.262	84	263	35	69	16	1	3	27	43	71	5	3
Terrero, Luis	.302	30	96	15	29	6	0	8	25	2	26	2	1
Valaika, Chris	.304	118	424	49	129	28	2	4	53	19	72	3	12
Team Total	.272	143	4926	708	1338	314	34	160	667	397	1072	124	96

2010 Final Pitching

Pitcher	W-L	ERA	G	GS	CG	SHO	SV	IP	H	R	ER	BB	SO
Adkins, Jon	1-4	5.46	34	0	0	0	10	31.1	39	21	19	8	13
Avery, James	0-0	4.50	1	1	0	0	0	6.0	7	3	3	0	4
Baez, Federico	1-1	3.21	18	0	0	0	0	28.0	25	14	10	19	12
Bailey, Homer	2-0	2.37	4	3	0	0	0	19.0	15	5	5	5	15
Bray, Bill	0-0	0.00	6	0	0	0	1	5.2	2	0	0	1	7
Burton, Jared	3-2	2.61	33	0	0	0	4	38.0	29	14	11	16	34
Chapman, Aroldis	9-6	3.57	39	13	1	0	8	95.2	77	46	38	52	125
Cochran, Tom	0-0	6.75	1	1	0	0	0	4.0	8	3	3	2	5
Delgado, Jesus	2-2	3.54	30	3	0	0	1	56.0	64	22	22	21	39
DelRosario, Enerio	4-4	3.09	50	0	0	0	4	64.0	61	22	22	17	34
Fisher, Carlos	1-1	2.23	30	0	0	0	4	36.1	23	10	9	8	38
Gil, Jerry	2-0	5.87	7	0	0	0	0	7.2	9	6	5	5	6
Harang, Aaron	0-2	9.00	2	2	0	0	0	11.0	14	11	11	2	10
Herrera, Daniel Ray	2-2	4.30	26	1	0	0	5	37.2	31	18	18	5	34
Horst, Jeremy	1-0	2.51	6	2	0	0	0	14.1	17	5	4	5	12
Isringhausen, Jason	1-0	9.53	7	0	0	0	0	5.2	4	7	6	7	5
Jukich, Ben	7-4	3.90	29	18	0	0	1	115.1	108	52	50	46	103
Klinker, Matt	4-4	5.85	10	9	0	0	1	52.1	61	35	34	21	41
Krebs, Joseph	0-0	0.61	11	0	0	0	0	14.2	5	1	1	7	8
LeCure, Sam	8-3	3.67	15	15	1	1	0	98.0	98	40	40	23	87
Lehr, Justin	1-3	6.57	7	7	0	0	0	37.0	59	29	27	12	15
Maloney, Matt	10-7	3.34	24	23	0	0	0	134.2	132	65	50	28	104
Ondrusek, Logan	0-1	4.12	14	0	0	0	1	19.2	21	9	9	3	14
Owings, Micah	0-0	2.21	8	5	0	0	0	20.1	20	5	5	10	13
Reineke, Chad	9-9	3.91	32	19	0	0	1	131.1	136	60	57	36	83
Serrano, Mark	0-1	12.60	1	1	0	0	0	5.0	7	7	7	3	3
Smith, Jordan	0-0	8.10	3	0	0	0	0	3.1	5	3	3	1	0
Springer, Russ	0-0	0.00	7	0	0	0	0	6.1	2	0	0	2	5
Tabor, Lee	1-1	4.26	8	0	0	0	0	12.2	13	6	6	5	13
Valiquette, Philippe	2-1	4.29	29	0	0	0	1	35.2	34	19	17	14	31
Viola, Pedro	0-0	0.00	1	0	0	0	0	1.0	0	0	0	0	1
Volquez, Edinson	3-0	1.96	4	4	0	0	0	23.0	11	5	5	8	21
Wood, Travis	5-6	3.06	16	16	0	0	0	100.0	86	40	34	24	99
Team Total	79-64	3.76	143	143	2	13	42	1270.2	1223	583	531	416	1034

Entering play on July 2, the Louisville Bats were in fourth place and 13.0 games out of first with a 36-45 record... from that point on, the Bats went 43-19 to win their third consecutive International League West Division championship... Louisville finished with a 79-64 (.552) mark and once again made the playoffs, where they lost in 5 games to Durham... **SS Zack Cozart** was the recipient of the club's MVP award as he ranked among league leaders in several categories... Bats mid-season All-Stars included **LHP Travis Wood** and **2B Chris Valaika**... **Valaika** and **OF Wladimir Balentien** were post-season all-stars... Louisville's 160 home runs led the league.

2010 CAROLINA MUDCATS - AA

2010 Final Batting

Player	AVG	G	AB	R	H	2B	3B	HR	RBI	BB	SO	SB	E
Alonso, Yonder	.267	31	101	19	27	5	0	3	13	19	16	4	2
Carlson, Shane	.250	4	12	1	3	1	0	1	2	0	1	0	2
Castro, Jose	.235	113	357	24	84	13	0	0	32	14	39	1	13
Costanzo, Mike	.270	88	307	47	83	21	2	11	50	33	84	7	14
Danielson, Sean	.258	79	194	20	50	5	0	1	8	20	38	9	2
Day, Kyle	.333	4	9	1	3	2	0	0	2	4	2	0	0
Denove, Chris	.313	48	150	22	47	11	0	4	26	16	24	3	2
Eymann, Eric	.259	90	328	37	85	18	2	5	38	21	56	7	5
Griffin, Michael	.250	18	52	3	13	4	0	1	9	2	7	0	1
Henry, Sean	.298	121	406	50	121	23	3	5	56	27	64	15	5
Kahalelio, Jake	.257	113	408	61	105	26	1	13	52	43	77	5	14
Kainer, Carson	.000	1	4	0	0	0	0	0	0	0	1	0	0
McMurray, Chris	.241	30	83	9	20	5	0	1	8	3	24	0	0
Mendez, Carlos	.231	42	130	16	30	4	1	0	6	9	19	0	5
Mesoraco, Devin	.294	56	187	42	55	11	3	13	31	18	37	1	8
Negron, Kris	.272	120	470	79	128	19	6	11	41	51	97	34	19
Parker, Logan	.111	5	18	1	2	0	0	0	1	0	4	2	0
Perez, Felix	.266	35	139	11	37	5	1	2	11	5	31	8	1
Phipps, Denis	.228	104	372	44	85	22	3	4	35	32	86	8	10
Puckett, Cody	.500	4	12	3	6	2	0	0	1	0	1	1	1
Rojas, Miguel	.222	7	27	1	6	0	0	0	4	2	4	1	1
Sappelt, Dave	.361	89	330	53	119	19	8	9	62	31	46	15	1
Terrero, Luis	.270	46	141	22	38	13	0	4	23	17	40	6	4
Yarbrough, Brandon	.253	82	233	24	59	15	0	3	22	20	84	1	7
Team Total	.265	137	4651	604	1231	246	31	92	541	401	955	128	134

2010 Final Pitching

Pitcher	W-L	ERA	G	GS	CG	SHO	SV	IP	H	R	ER	BB	SO
Avery, James	2-3	5.63	7	7	0	0	0	40.0	52	26	25	16	21
Baez, Federico	0-1	2.86	20	0	0	0	5	28.1	25	9	9	9	19
Boxberger, Bradley	1-4	8.49	22	0	0	0	0	29.2	35	28	28	22	40
Buck, Dallas	3-4	6.41	9	9	0	0	0	39.1	56	30	28	14	21
Carroll, Scott	3-9	3.68	20	20	2	0	0	117.1	120	58	48	30	66
Christiani, Nick	0-0	4.50	2	0	0	0	0	2.0	4	1	1	0	1
Cochran, Tom	8-5	2.69	25	25	0	0	0	137.0	117	52	41	53	99
DeLaVara, Gilbert	0-0	14.40	4	0	0	0	0	5.0	10	8	8	3	5
Delgado, Jesus	1-0	5.19	6	0	0	0	0	8.2	10	5	5	4	5
Fairel, Matt	5-3	3.98	10	10	1	1	0	61.0	51	30	27	24	44
Freeman, Justin	0-0	2.45	8	0	0	0	0	11.0	8	3	3	2	5
Gil, Jerry	3-6	4.66	40	0	0	0	7	56.0	54	29	29	53	46
Harang, Daryl	1-2	7.36	14	0	0	0	0	25.2	27	23	21	13	9
Horst, Jeremy	3-2	2.09	27	0	0	0	0	43.0	35	13	10	9	46
Hotchkiss, Jordan	0-1	3.38	3	3	0	0	0	16.0	15	11	6	6	11
Joseph, Donnie	1-0	5.14	7	0	0	0	1	7.0	7	6	4	2	7
Klinker, Matt	7-6	2.83	18	18	0	0	0	111.1	97	43	35	24	97
Krebs, Joseph	3-2	4.29	43	0	0	0	1	56.2	60	27	27	23	51
Medina, Ruben	4-2	2.87	45	0	0	0	2	69.0	60	26	22	41	38
Mendez, Carlos	0-0	9.00	1	0	0	0	0	1.0	1	1	1	0	0
Partch, Curtis	0-1	21.00	1	1	0	0	0	3.0	7	7	7	2	1
Smit, Alexander	1-5	9.14	10	9	0	0	0	43.1	55	45	44	29	39
Smith, Jordan	1-3	5.08	27	0	0	0	9	28.1	38	20	16	8	14
Tabor, Lee	3-3	4.88	33	0	0	0	1	55.1	62	36	30	22	51
Thompson, Daryl	0-5	3.71	12	12	0	0	0	51.0	38	25	21	11	52
Valiquette, Philippe	2-0	3.99	25	0	0	0	4	29.1	34	14	13	16	21
Watson, Sean	0-1	14.54	9	0	0	0	0	8.2	17	16	14	9	9
Webb, Travis	6-10	4.93	23	23	0	0	0	118.2	126	65	65	63	94
Woody, Abe	0-1	10.38	3	0	0	0	0	4.1	6	5	5	0	3
Team Total	58-79	4.42	137	137	3	6	30	1207.0	1227	662	593	508	915

The Carolina Mudcats went 58-79 (.423) in their second season as a Reds affiliate...the Mudcats were led by Southern League MVP **OF Dave Sappelt**, who in 89g batted .361 with 9hr, 62rbi, .416obp and a .548slg... Sappelt reached base safely in each of his last 36 games before his promotion to Louisville, the longest such streak of the season in the Southern League...mid-season All-Stars included **Sappelt**, **RHP Matt Klinker**, **LHP Tom Cochran**, **2b Jake Kahalelio**, **OF Sean Henry** and **IF Mike Costanzo**...Sappelt and Cochran were also named to the SL post-season All-Star squad...following the season the Reds announced that in 2012, their Double-A affiliate will move from Zebulon to Pensacola and be called the Pensacola Pelicans.

2010 LYNCHBURG HILLCATS - A

2010 Final Batting

Player	AVG	G	AB	R	H	2B	3B	HR	RBI	BB	SO	SB	E
Buchholz,Alex	.271	65	240	19	65	17	0	6	36	18	32	6	11
Carlson,Shane	.286	42	147	20	42	11	0	3	17	5	27	2	10
Coddington,Kevin	.240	62	221	12	53	10	1	0	12	16	41	0	9
Contreras,Efrain	.199	62	171	16	34	8	0	4	17	15	51	3	3
Day,Kyle	.276	95	322	38	89	24	2	7	45	33	85	5	3
Feiner,Kevyn	.222	38	117	9	26	1	0	2	10	5	31	4	0
Fellhauer,Josh	.240	129	496	50	119	25	1	6	42	36	82	8	8
Greene,Brodie	.269	70	264	38	71	11	1	1	20	22	50	8	13
Gregorius,Didi	.240	7	25	4	6	0	0	0	0	2	6	0	1
Gualdron,Jose	.254	81	280	25	71	16	0	2	19	9	49	3	12
LaMarre,Ryan	.222	8	27	2	6	2	0	1	3	2	4	1	0
McMurray,Chris	.188	10	32	6	6	2	0	0	1	2	8	0	3
Means,Andrew	.667	1	3	2	2	1	0	0	0	0	1	1	0
Mendez,Carlos	.295	72	288	35	85	21	0	0	23	12	49	4	10
Mesoraco,Devin	.335	43	158	24	53	11	2	10	31	19	29	2	2
Perez,Felix	.338	16	65	8	22	4	2	0	9	4	10	1	0
Phipps,Denis	.333	25	93	23	31	10	1	8	21	10	19	9	0
Puckett,Cody	.277	125	473	72	131	40	4	18	54	45	124	17	11
Reed,Justin	.158	25	76	9	12	3	0	2	5	9	33	3	1
Richburg,Chris	.291	37	134	20	39	10	1	5	26	6	39	0	0
Rodriguez,Henry	.250	6	24	2	6	0	0	0	4	0	4	0	2
Rojas,Miguel	.230	74	244	28	56	3	2	1	14	11	38	12	16
Sappelt,Dave	.282	19	71	7	20	5	0	0	4	5	15	6	1
Satterwhite,Cameron	.250	3	12	0	3	1	0	0	1	0	5	0	0
Soto,Neftali	.268	134	522	73	140	33	2	21	73	32	105	0	11
Wideman,Jordan	.210	33	105	10	22	5	0	0	6	6	20	0	3
Wiley,Byron	.205	13	44	3	9	0	0	1	2	5	20	0	1
TeamTotal	.262	138	4654	555	1219	274	19	98	495	329	977	95	147

2010 Final Pitching

Pitcher	W-L	ERA	G	GS	CG	SHO	SV	IP	H	R	ER	BB	SO
Avery,James	6-3	3.31	12	12	0	0	0	65.1	58	31	24	20	42
Bowman,Andrew	1-3	5.16	45	0	0	0	0	66.1	64	40	38	46	51
Boxberger,Bradley	4-6	3.19	14	13	0	0	0	62.0	57	30	22	20	70
Bray,Bill	0-0	0.00	4	0	0	0	0	4.2	1	0	0	2	9
Carroll,Scott	1-2	2.10	5	4	0	0	0	30.0	24	8	7	7	13
Carson,Blair	1-0	2.41	9	1	0	0	1	18.2	18	5	5	7	12
Christiani,Nick	1-3	3.44	38	0	0	0	4	52.1	56	25	20	11	37
Fairel,Matt	5-1	3.04	10	10	0	0	0	56.1	44	23	19	13	36
Freeman,Justin	1-2	2.91	45	0	0	0	7	55.2	49	19	18	7	53
Gaffney,Scott	0-1	12.38	8	0	0	0	0	8.0	10	11	11	7	4
Gonzalez,Aguido	0-1	40.50	2	0	0	0	0	1.1	6	6	6	1	0
Guerrero,Daniel	2-2	4.46	15	2	0	0	0	36.1	34	20	18	6	29
Harang,Daryl	0-1	12.46	5	0	0	0	0	8.2	19	15	12	3	4
Horst,Jeremy	0-2	4.30	11	0	0	0	0	14.2	17	8	7	4	17
Hotchkiss,Jordan	10-4	2.30	31	15	0	0	0	113.2	86	33	29	31	90
Infante,Ezequiel	0-1	5.09	8	1	0	0	0	17.2	23	11	10	5	13
Janke,Lance	3-9	6.44	24	12	0	0	0	88.0	105	71	63	26	53
Jeffords,Jeff	3-1	3.84	39	0	0	0	0	58.2	52	27	25	22	59
Joseph,Donnie	0-4	2.31	31	0	0	0	17	35.0	23	11	9	16	56
Medina,Ruben	1-0	6.14	5	0	0	0	0	7.1	8	5	5	0	8
Partch,Curtis	7-11	4.98	28	24	0	0	0	132.0	165	93	73	45	96
Ravin,Josh	2-1	2.08	5	5	0	0	0	26.0	19	9	6	12	25
Salinas,Doug	0-1	5.40	4	0	0	0	0	5.0	4	4	3	1	3
Serrano,Mark	3-6	4.54	15	15	0	0	0	77.1	83	48	39	20	72
Thurman,Mace	0-0	6.35	5	0	0	0	3	5.2	7	4	4	5	5
Villarreal,Pedro	0-3	6.86	6	5	0	0	0	19.2	26	17	15	8	16
Volquez,Edinson	1-0	0.00	2	2	0	0	0	8.0	3	0	0	0	7
Walker,Justin	4-2	6.59	6	6	0	0	0	27.1	37	20	20	3	28
Ware,Chase	1-3	4.25	18	7	0	0	0	48.2	48	26	23	20	33
Watson,Sean	2-3	3.70	19	0	0	0	1	24.1	25	15	6	2	3
Webb,Travis	0-1	2.79	4	4	0	0	0	19.1	18	7	6	11	19
Wideman,Jordan	0-0	0.00	1	0	0	0	0	1.0	0	0	0	0	0
Woody,Abe	2-0	2.08	4	0	0	0	0	4.1	5	1	1	4	4
TeamTotal	61-77	4.07	138	138	0	12	32	1199.1	1194	643	543	394	986

In its first and only year as a Reds affiliate, Lynchburg went 61-77 (.442)...the Hillcats were led by Carolina League Pitcher of the Year **Jordan Hotchkiss**...he finished among league leaders in ERA (1st, 2.30), WHIP (2nd, 1.03), opponents average (.211, 3rd) and wins (10, 5th)...**RHP Brad Boxberger** represented Lynchburg as its lone All-Star...beginning in 2011, the Reds' Class-A advanced affiliate will play in Bakersfield, CA (Bakersfield Blaze).

2010 DAYTON DRAGONS - A

2010 Final Batting

Player	AVG	G	AB	R	H	2B	3B	HR	RBI	BB	SO	SB	E
Cabrera, Orlando	.000	1	3	0	0	0	0	0	0	0	0	0	0
Carlson, Shane	.275	38	142	20	39	9	2	1	25	9	11	3	8
Coddington, Kevin	.239	31	113	12	27	2	1	3	10	8	16	2	1
Conner, Sean	.167	2	6	0	1	0	1	0	2	0	3	0	0
Contreras, Efrain	.203	24	79	10	16	1	0	0	6	5	17	1	1
D'Anna, Dominic	.155	17	58	6	9	3	0	0	7	7	15	0	1
Diaz, Sammy	.118	6	17	0	2	1	0	0	1	1	5	0	1
Feiner, Kevyn	.200	50	160	16	32	4	1	3	17	6	41	1	10
Fleury, Mark	.255	104	365	50	93	26	3	11	48	50	95	4	14
Garton, Josh	.243	89	313	44	76	20	3	10	37	27	104	6	6
Gregorius, Didi	.273	120	501	65	137	16	11	5	41	33	62	16	31
Kaskow, Jonathan	.079	10	38	4	3	0	0	1	3	1	14	0	1
LaMarre, Ryan	.282	60	227	44	64	11	0	5	29	21	53	18	0
Means, Andrew	.253	74	312	33	79	11	1	2	22	10	74	21	2
Nurre, Tommy	.223	59	224	21	50	9	0	4	27	9	50	4	11
Oliveras, Alex	.233	90	317	34	74	15	3	5	29	12	103	11	7
Pfister, Frank	.266	119	440	41	117	26	1	8	50	11	68	5	34
Reed, Justin	.247	21	85	14	21	2	3	2	8	7	24	0	1
Richburg, Chris	.251	72	271	37	68	17	1	14	51	19	61	2	4
Rodriguez, Cristobal	.111	3	9	0	1	0	0	0	1	0	4	0	1
Rodriguez, Henry	.307	124	514	76	158	37	3	14	78	22	70	33	15
Satterwhite, Cameron	.253	77	285	38	72	19	1	8	43	24	82	6	2
Torreyes, Ronald	.240	6	25	3	6	2	1	0	2	0	3	0	0
Vidal, David	.154	4	13	2	2	1	0	0	2	2	4	0	2
Weems, Chase	.220	43	141	17	31	5	0	0	5	17	44	0	10
Wideman, Jordan	.176	14	34	7	6	1	0	1	2	5	2	0	1
Wiley, Byron	.209	19	67	11	14	2	0	4	9	15	22	2	1
Team Total	.252	138	4760	605	1198	240	36	101	555	321	1047	135	194

2010 Final Pitching

Pitcher	W-L	ERA	G	GS	CG	SHO	SV	IP	H	R	ER	BB	SO
Arico, Kevin	0-3	6.43	15	0	0	0	2	21.0	35	20	15	7	9
Bailey, Homer	0-1	6.75	1	1	0	0	0	4.0	4	3	3	1	5
Bowen, Ricky	5-8	5.38	19	15	0	0	0	82.0	106	55	49	21	68
Braun, Jason	2-2	5.26	35	0	0	0	0	53.0	54	38	31	28	48
Carson, Blair	3-5	3.78	27	4	0	0	0	64.1	68	32	27	18	36
Chiu, Tzu-Kai	1-0	2.05	15	0	0	0	0	22.0	23	7	5	3	19
Christiani, Nick	1-0	3.86	7	0	0	0	1	14.0	12	6	6	2	12
Corcino, Daniel	1-1	4.31	6	6	0	0	0	31.1	31	16	15	15	29
Crabbe, Tim	3-7	4.26	18	16	0	0	0	82.1	79	50	39	55	76
Howell, Blaine	0-0	2.08	13	0	0	0	5	17.1	13	7	4	4	10
Infante, Ezequiel	1-2	3.04	28	0	0	0	0	56.1	54	21	19	27	36
James, Mark	0-0	0.00	3	0	0	0	0	2.1	2	0	0	6	0
Johnson, Jacob	8-7	4.47	25	25	0	0	0	129.0	134	77	64	42	82
Joseph, Donnie	2-1	0.78	19	0	0	0	6	23.0	13	3	2	7	40
Konstanty, Mike	0-4	6.46	9	0	0	0	0	15.1	24	14	11	12	9
Martinez, Junior	1-4	5.28	47	0	0	0	1	61.1	61	47	36	54	50
Pearl, Brian	1-1	4.50	5	5	0	0	0	22.0	21	12	11	6	13
Pfister, Frank	0-0	0.00	1	0	0	0	0	1.0	3	2	0	0	0
Ravin, Josh	2-6	4.79	12	12	0	0	0	56.1	68	39	30	28	43
Renken, Daniel	0-0	3.00	5	0	0	0	0	6.0	4	2	2	8	4
Salinas, Doug	3-3	2.38	23	0	0	0	7	41.2	35	14	11	11	50
Shunick, Clayton	3-2	3.92	7	7	0	0	0	41.1	40	19	18	13	19
Smith, Josh	1-1	2.13	7	0	0	0	1	12.2	8	4	3	6	15
Sulbaran, J.C.	4-6	4.99	16	15	0	0	0	79.1	78	55	44	49	83
Villarreal, Pedro	4-7	3.84	26	14	0	0	2	96.0	89	52	41	29	77
Volquez, Edinson	0-0	1.38	2	2	0	0	0	13.0	11	4	2	4	19
Walczak, Jamie	1-3	6.14	18	0	0	0	0	36.2	43	32	25	26	30
Walker, Justin	3-10	5.88	20	16	0	0	0	101.0	122	75	66	16	84
Ware, Chase	3-1	1.84	21	0	0	0	7	49.0	40	12	10	9	49
Team Total	53-85	4.29	138	138	0	5	32	1234.2	1275	718	588	507	1015

The Dayton Dragons went 53-85 (.384) and completed their 11th straight sellout season (774 consecutive sellout games)...their attendance of 597,433 broke the Class A record they set in 2004...the Dragons were guided on the field by All-Star **Henry Rodriguez**, who led the team in nearly every offensive category (.307, 37 2B, 14hr, 78rbi, 243tb, 33sb)...on the mound, **RHP Jacob Johnson** led the club in wins (8), **RHP Doug Salinas** paced the staff with a 2.38 ERA and **RHP J.C. Sulbaran's** 84 strikeouts were tops on the team.

2010 BILLINGS MUSTANGS - ROOKIE

2010 Final Batting

Player	AVG	G	AB	R	H	2B	3B	HR	RBI	BB	SO	SB	E
Barnhart, Tucker	.306	35	111	17	34	9	0	0	12	18	25	4	2
Berset, Chris	.244	31	86	9	21	5	0	1	9	15	16	2	2
Bowe, Theo	.300	44	130	21	39	3	1	1	9	17	24	12	2
Conner, Sean	.194	8	31	3	6	3	0	0	6	1	8	0	1
D'Anna, Dominic	.254	18	63	8	16	1	1	0	9	8	7	0	3
Duran, Juan	.244	54	201	23	49	10	1	6	25	19	71	2	8
Hamilton, Billy	.318	69	283	61	90	13	10	2	24	28	56	48	10
Hernandez, Danny	.184	11	38	3	7	2	0	1	4	2	15	0	1
Hunt, Stephen	.170	14	47	6	8	3	0	2	5	7	16	2	0
Kaskow, Jonathan	.224	35	116	16	26	3	1	3	20	23	29	1	7
Lohman, Devin	.239	64	230	33	55	12	2	1	31	24	47	2	23
Lutz, Donald	.286	55	203	36	58	10	4	7	28	21	45	6	8
Maddox, Robert	.071	4	14	1	1	0	0	0	0	2	3	0	0
Manz, Trey	.241	36	137	11	33	6	1	3	16	9	40	0	0
Read, Dayne	.257	44	167	34	43	9	2	3	21	17	53	10	3
Rodriguez, Cristobal	.189	17	53	7	10	2	0	0	9	7	21	2	5
Rodriguez, Yorman	.339	43	171	25	58	8	3	2	39	8	30	12	4
Santos, Oliver	.274	62	219	32	60	10	3	0	29	13	29	10	7
Sierra, Jefry	.247	58	215	26	53	8	2	0	24	9	59	22	8
Vidal, David	.172	8	29	2	5	0	0	0	0	2	3	0	1
TeamTotal	.264	75	2544	374	672	117	31	32	320	250	597	135	109

2010 Final Pitching

Pitcher	W-L	ERA	G	GS	CG	SHO	SV	IP	H	R	ER	BB	SO
Adames, Jesus	1-3	6.80	17	3	0	0	0	41.0	57	39	31	22	22
Arico, Kevin	0-2	7.50	7	0	0	0	1	12.0	16	10	10	4	10
Chiu, Tzu-Kai	1-0	1.04	6	0	0	0	0	17.1	17	5	2	0	9
Cline, Tyler	2-1	2.17	8	3	0	0	0	29.0	27	9	7	10	21
Corcino, Daniel	1-3	3.40	9	9	0	0	0	39.2	38	18	15	17	31
Correa, Jonathan	2-2	5.00	6	6	0	0	0	27.0	25	15	15	10	34
Doyle, Pat	4-0	2.84	18	0	0	0	3	31.2	26	11	10	9	39
Gerson, Stalin	3-4	4.88	15	15	0	0	0	75.2	89	46	41	18	52
Guerrero, Daniel	0-0	12.60	2	0	0	0	1	5.0	6	7	7	2	3
Hayes, Drew	1-3	2.42	14	0	0	0	0	22.1	13	10	6	16	25
Henry, Mike	0-0	6.57	9	0	0	0	0	12.1	11	11	9	15	14
Howell, Blaine	0-2	1.53	9	0	0	0	0	17.2	13	5	3	6	18
Leonard, Matt	0-1	3.80	10	0	0	0	1	23.2	29	11	10	5	14
Lotzkar, Kyle	2-0	0.45	4	4	0	0	0	20.0	8	1	1	2	33
Martinez, Porfirio	3-2	1.67	20	0	0	0	6	27.0	24	7	5	12	29
Muhammad, El'Hajj	0-0	4.91	2	1	0	0	0	7.1	9	5	4	4	5
Panerati, Luca	0-1	3.38	7	0	0	0	0	13.1	14	5	5	5	15
Quinn, Patrick	0-1	4.15	2	0	0	0	0	4.1	7	3	2	4	3
Robles, Tanner	3-3	2.98	14	14	1	1	0	60.1	39	27	20	32	66
Shunick, Clayton	3-1	4.00	7	7	0	0	0	36.0	36	23	16	6	23
Smith, Josh	1-2	2.14	12	0	0	0	0	21.0	16	5	5	10	28
Smith, Ryan	4-1	5.33	14	0	0	0	1	25.1	25	17	15	10	24
Tuttle, Daniel	5-3	4.32	13	13	0	0	0	58.1	58	32	28	29	52
Walczak, Jamie	0-0	3.18	4	0	0	0	0	5.2	4	2	2	4	4
Wolford, Daniel	2-2	4.85	16	0	0	0	4	29.2	29	17	16	16	42
TeamTotal	38-37	3.83	75	75	1	9	17	662.2	636	341	282	268	616

The Billings Mustangs finished the 2010 season with an overall record of 38-37 (.507)...team leaders included IF **Billy Hamilton**, who batted .318 with a Pioneer League-leading 48 stolen bases and 10 triples...**LHP Tanner Robles**, the Reds' ninth-round selection in the 2010 First-Year Player Draft, went 3-3 with a 2.98 ERA...Billings finished as the league's best pitching staff with a 3.83 team ERA...**RHP Stalin Gerson** and **RHP Daniel Tuttle** were each recognized as Pioneer League Pitchers of the Week in 2010...Hamilton and Robles were named Pioneer League All-Stars, while Hamilton was a *Baseball America* Rookie All-Star.

2010 AZL REDS - ROOKIE

2010 Final Batting

Player	AVG	G	AB	R	H	2B	3B	HR	RBI	BB	SO	SB	E
Arias, Junior	.287	47	195	44	56	10	5	6	25	12	58	4	25
Conner, Sean	.278	5	18	4	5	1	0	0	4	1	6	0	0
D'Anna, Dominic	.406	19	69	17	28	10	1	0	13	14	11	0	1
Diaz, Samuel	.307	31	114	17	35	4	1	0	11	4	11	4	9
Felipe, Ayeudi	.250	2	8	0	2	0	0	0	0	1	2	0	0
Gonzalez, Yovan	.240	30	104	14	25	5	0	0	9	5	12	0	5
Grandal, Yasmani	.286	8	28	4	8	1	0	0	1	4	4	0	0
Harford, William	.200	14	40	7	8	2	0	0	7	2	10	0	0
Hernandez, Danny	.304	15	56	11	17	2	1	2	14	2	18	0	5
Hunt, Stephen	.338	22	77	12	26	6	0	0	10	10	22	0	2
Maddox, Robert	.283	48	198	38	56	15	6	7	46	13	30	1	10
Matthews, Jaren	.290	29	100	22	29	5	2	7	22	20	38	3	5
Morrison, Carter	.333	1	3	0	1	0	0	0	0	0	2	0	0
Muenster, Adam	.214	31	98	10	21	2	0	0	12	15	21	4	7
Muller, Kurtis	.317	49	189	28	60	6	2	0	22	16	24	7	0
Pouk, Drew	.300	21	90	9	27	9	1	0	10	4	20	0	0
Rodriguez, C.	.304	5	23	5	7	3	1	0	2	0	5	0	1
Rojas, Miguel	.750	1	4	1	3	0	0	0	1	0	0	1	0
Silva, Juan	.230	44	178	26	41	6	5	3	24	23	48	4	6
Taylor, Jeff	.206	18	34	7	7	1	1	1	3	6	9	2	0
Torreyes, Ronald	.349	18	83	13	29	7	1	1	11	1	5	2	0
Vicioso, Danny	.292	27	89	11	26	3	0	1	10	1	13	0	5
Vidal, David	.297	36	145	30	43	13	2	6	34	14	30	0	8
Waldrop, Kyle	.214	7	28	1	6	1	0	0	1	1	9	0	0
Team Total	.287	55	1971	331	566	112	29	34	292	169	408	32	96

2010 Final Pitching

Pitcher	W-L	ERA	G	GS	CG	SHO	SV	IP	H	R	ER	BB	SO
Amezcu, Jose	1-0	3.65	5	1	0	0	1	12.1	12	6	5	5	10
Chi, Po-Cheng	1-0	5.02	12	0	0	0	0	14.1	13	13	8	17	5
Clarke, Mitchell	3-1	2.08	12	6	0	0	2	39.0	38	20	9	8	41
Contreras, Carlos	2-4	6.45	10	6	0	0	2	37.2	44	29	27	16	30
Correa, Jonathan	4-2	2.06	8	8	0	0	0	39.1	36	16	9	9	49
Driessen, Nathan	1-2	3.42	13	0	0	0	1	23.2	31	16	9	4	28
Ernst, Joel	1-1	2.08	11	0	0	0	3	17.1	19	7	4	1	18
Guillon, Ismael	3-3	3.32	12	10	0	0	0	57.0	39	26	21	23	73
Henry, Mike	2-2	7.62	8	0	0	0	0	13.0	13	13	11	6	14
Hildenbrandt, Evan	0-0	7.82	4	3	0	0	0	12.2	11	12	11	13	9
Leonard, Matt	1-1	3.75	6	0	0	0	1	12.0	9	6	5	2	12
Lotzkar, Kyle	1-1	3.33	8	6	0	0	0	24.1	20	9	9	12	27
Lowery, Derrick	0-2	15.19	4	0	0	0	0	5.1	12	9	9	2	7
Marizan, Jose	2-0	3.57	16	0	0	0	1	22.2	17	9	9	7	18
Mugarian, Wes	1-1	4.03	7	5	0	0	0	22.1	17	14	10	11	31
Muhammad, El'Hajj	1-0	1.38	14	0	0	0	0	32.2	24	9	5	16	44
O'Rear, Lucas	1-1	4.38	8	0	0	0	0	12.1	11	6	6	13	12
Panerati, Luca	1-0	0.00	3	0	0	0	0	5.0	2	0	0	0	6
Quezada, Radhames	2-2	4.82	6	5	0	0	0	28.0	25	19	15	12	34
Quinn, Patrick	0-1	1.42	8	0	0	0	0	12.2	11	5	2	4	12
Ravin, Josh	1-0	3.38	2	2	0	0	0	8.0	5	3	3	4	7
Rodriguez, Raul	1-0	5.73	6	0	0	0	0	11.0	15	9	7	4	11
Salinas, Doug	0-0	0.00	4	0	0	0	0	5.0	3	0	0	0	10
Smith, Ryan	0-0	1.29	4	0	0	0	1	7.0	6	1	1	1	10
Thompson, Daryl	1-0	2.45	3	3	0	0	0	11.0	10	3	3	2	17
Team Total	31-24	3.63	55	55	0	6	12	485.2	443	260	196	192	535

After qualifying as the Arizona Summer League's Wild Card winner, the Reds made it to the league's championship game but lost to the Brewers...the Reds finished their inaugural season with a 31-24 (.564) record, marking just the second time since 2001 that the organization's lower-rookie level finished above .500 (GCL Reds, 28-27 in 2009)...18th-round 2010 draft pick **Robert Maddox** ranked among league leaders in total bases (1st, 104) RBI (1st, 46), home runs (T1st, 7), extra-base hits (2nd, 28) and slugging (.4th, .525)... **LHP Ismael Guillon** was the Reds' top pitcher, leading the league in strikeouts (73) and opponents avg (.193) while finishing 10th with a 3.32 ERA...Maddox and **OF Kurtis Muller** were named AZL All-Stars.

ORGANIZATIONAL LEADERS

BATTING TOP 10 (MINIMUM 3.1 PA/GAME)

BATTER	CLUB	AVG	G	AB	R	H	HR	RBI
Sappelt, Dave	LYN/CAR/LOU	.342	133	509	72	174	10	70
Hamilton, Billy	BIL	.318	69	283	61	90	2	24
Muller, Kurtis	RDS	.317	49	189	28	60	0	22
Rodriguez, Henry	DAY/LYN	.305	130	538	78	164	14	82
Valaika, Chris	LOU	.304	118	424	49	129	4	53
Mesoraco, Devin	LYN/CAR/LOU	.302	113	397	71	120	26	75
Henry, Sean	CAR/LOU	.302						
Alonso, Yonder	CAR/LOU	.290	132	507	69	147	15	69
Arias, Junior	RDS	.281	47	195	44	56	6	25
Lutz, Donald	BIL	.280	55	203	36	58	7	28

PITCHING TOP 10 (MINIMUM 0.8 IP/GAME)

PITCHER	CLUB	W-L	ERA	IP	H	BB	SO
Hotchkiss, Jordan	LYN/CAR	10-5	2.43	129.2	101	37	101
Cochran, Tom	CAR/LOU	8-5	2.81	141.0	125	55	104
Robles, Tanner	BIL	3-3	2.98	60.1	39	32	66
Correa, Jonathan	BIL/RDS	6-4	3.26	66.1	61	19	83
Guillon, Ismael	RDS	3-3	3.32	57.0	39	23	73
Maloney, Matt	LOU	10-7	3.34	134.2	132	28	104
Carroll, Scott	LYN/CAR	4-11	3.36	147.1	144	37	79
Fairel, Matt	LYN/CAR	10-4	3.53	117.1	95	37	80
Klinker, Matt	CAR/LOU	11-10	3.79	163.2	158	45	138
Jukich, Ben	LOU	7-4	3.90	115.1	108	46	103

ADDITIONAL HITTING LEADERS

HOME RUNS			
Mesoraco, Devin	LYN/CAR/LOU	26	
Balentien, Wladimir	LOU	25	
Soto, Neftalia	LYN	21	
Richburg, Chris	DAY/LYN	19	

RBI			
Rodriguez, Henry	DAY/LYN	82	
Balentien, Wladimir	LOU	78	
Richburg, Chris	DAY/LYN	77	
Mesoraco, Devin	LYN/CAR/LOU	75	
Sappelt, Dave	LYN/CAR/LOU	74	

STOLEN BASES			
Hamilton, Billy	BIL	48	
Negron, Kris	CAR/LOU	35	
Rodriguez, Henry	DAY/LYN	33	
Cozart, Zack	LOU	30	
Sappelt, Dave	LYN/CAR/LOU	25	

ADDITIONAL PITCHING LEADERS

WINS			
Klinker, Matt	CAR/LOU	11	
Fariel, Matt	LYN/CAR	10	
Hotchkiss, Jordan	LYN/CAR	10	
Maloney, Matt	LOU	10	
2 others tied at 9			

SAVES			
Joseph, Donnie	LYN/CAR/LOU	24	
Adkins, Jon	LOU	10	
Smith, Jordan	CAR/LOU	9	
Chapman, Arolids	LOU	8	
4 others tied at 7			

STRIKEOUTS			
Klinker, Matt	CAR/LOU	138	
Chapman, Aroldis	LOU	125	
Webb, Travis	LYN/CAR	113	
Walker, Justin	DAY/LYN	112	
Boxberger, Brad	LYN/CAR	110	

TEAM BATTING	AVG	AB	R	H	HR	RBI	BB	SO	SB
AZL Reds	.287	1971	331	566	34	292	169	408	32
Louisville	.272	4926	708	1338	160	667	397	1072	124
Carolina	.265	4651	604	1231	92	541	401	955	128
Billings	.264	2544	374	672	32	320	250	597	135
Lynchburg	.262	4654	555	1219	98	495	329	977	95
Dayton	.252	4760	605	1198	101	555	321	1047	135

TEAM PITCHING	W-L	ERA	IP	H	SHO	SV	BB	SO
AZL Reds	31-24	3.63	485.2	443	6	12	192	535
Louisville	79-64	3.76	1270.2	1223	13	42	416	1034
Billings	38-37	3.83	662.2	636	9	17	268	616
Lynchburg	61-77	4.07	1191.1	1194	12	32	394	986
Dayton	53-85	4.29	1234.2	1275	5	32	507	1015
Carolina	58-79	4.42	1207.0	1227	6	30	508	915

2010 SEASON



During the 2010 season, numerous Bats players were called up to the Majors. Included in these call-ups was LHP Aroldis Chapman who wowed opponents with his 100-mph plus fastball for the Cincinnati Reds.

2010 DAY-BY-DAY

Date	Opp	Score	Rec	GB/GA	WP	LP	SV	ATT	Time
4/8	at TOL	5-3 W	1-0	+1.0 (T-1st)	LeCure (1-0)	Lugo (0-1)	Adkins (1)	12,711	2:48
4/9	at TOL	7-4 L	1-1	+0.0 (T-1st)	Drucker (1-0)	Wood (0-1)	Sborz (1)	5,164	2:41
4/10	at TOL	7-1 W	2-1	+0.0 (T-1st)	Maloney (1-0)	Galarraga (0-1)	Reineke (1)	7,296	2:42
4/11	at TOL	2-1 W	3-1	+1.0 (1st)	Del Rosario (1-0)	Gonzalez (0-1)	Adkins (2)	5,642	2:37
4/12	at COL	5-3 L	3-2	+0.0 (T-1st)	Lewis, S. (1-0)	Lehr (0-1)		9,092	2:34
4/13	at COL	4-3 L(10)	3-3	-1.0 (T-2nd)	Rivera, S. (1-0)	Delgado (0-1)		5,267	3:02
4/14	vs IND	3-0 L	3-4	-2.0 (T-2nd)	Lincoln (1-0)	Wood (0-2)	Hart, K (1)	9,207	2:37
4/15	vs IND	4-2 W	4-4	-1.0 (T-2nd)	Maloney (2-0)	Veal (0-1)	Adkins (3)	8,517	2:21
4/17	vs COL	3-1 L	4-5	-2.0 (3rd)	Pino (2-0)	Chapman (0-1)	Rivera (1)	13,131	2:42
4/18g1	vs COL	6-4 L (7)	4-6		Lewis, S. (2-0)	Lehr (0-2)	Todd (1)		2:04
4/18g2	vs COL	3-0 L (7)	4-7	-4.0 (T-3rd)	Herrmann (1-0)	Reineke (0-1)	Rivera, S (1)	7,731	2:21
4/19	vs COL	8-2 W	5-7	-3.0 (3rd)	LeCure (2-0)	Carrasco, C (1-1)		5,426	2:29
4/20	vs TOL	4-1 L	5-8	-3.0 (T-3rd)	Galarraga (2-1)	Wood (0-3)	Sborz (5)	5,976	2:20
4/21	vs TOL	3-1 W	6-8	-3.0 (3rd)	Maloney (3-0)	Gonzalez (0-2)	Adkins (4)	5,962	2:24
4/22	at IND	7-1 W	7-8	-2.0 (3rd)	Chapman (1-1)	Karstens (1-2)		5,462	3:10
4/23	at IND	6-1 L	7-9	-3.0 (3rd)	Hart (1-0)	Lehr (0-3)		4,180	2:53
4/25	vs IND	6-1 L	7-10	-3.5 (4th)	Lincoln (2-1)	LeCure (2-1)		10,741	2:39
4/26	vs IND	7-6 L(15)	7-11	-3.5 (4th)	Machi (1-0)	Tabor (0-1)	Kratz (1)	4,907	4:57
4/27	at SWB	2-1 L	7-12	-4.5 (4th)	Hirsh (1-3)	Jukich (0-1)	Albaladejo(6)	2,527	2:35
4/28	at SWB	5-4 L	7-13	-5.5 (4th)	Segovia (1-1)	Del Rosario (0-1)	Melancon (3)	2,689	2:35
4/29	at SWB	3-2 L	7-14	-6.5 (4th)	Melancon (3-0)	Reineke (0-2)		4,872	2:40
4/30	at SWB	5-4 L	7-15	-6.5 (4th)	Van Benschoten (2-0)	Maloney (3-1)	Albaladejo (7)	4,102	2:40
APRIL TOTALS: 7-15, .218 avg, 3.25 era									
5/1	at BUF	1-0 L	7-16	-7.5 (4th)	Livingston (1-2)	LeCure (2-2)	Dessens (3)	5,303	2:10
5/2	at BUF	6-4 L(10)	7-17	-8.5 (4th)	Lujan (1-0)	Adkins (0-1)		4,504	2:54
5/3	at BUF	20-7 W	8-17	-7.5 (4th)	Chapman (2-1)	Stoner (0-4)	Jukich (1)	6,132	3:22
5/4	at BUF	5-4 L	8-18	-8.5 (4th)	Dessens (4-0)	Adkins (0-2)		4,853	2:24
5/6	vs ROC	8-5 L	8-19	-9.5 (4th)	Fox (3-0)	Reineke (0-3)	Waldrop (2)	8,768	2:49
5/7	vs ROC	16-3 W	9-19	-9.5 (4th)	LeCure (3-2)	Herrera (0-3)		9,945	2:43
5/8	vs ROC	16-5 W	10-19	-8.5 (4th)	Wood (1-3)	Zink (0-2)		8,802	2:36
5/9	vs ROC	5-2 W	11-19	-8.5 (4th)	Chapman (3-1)	Mullins (2-2)		6,725	2:51
5/10	vs BUF	7-6 W	12-19	-8.5 (4th)	Jukich (1-1)	Parnell (0-1)	Adkins (5)	6,949	2:46
5/11	vs BUF	11-0 W	13-19	-8.0 (4th)	Reineke (1-3)	Livingston (1-4)		6,170	2:44
5/12	vs BUF	8-7 L	13-20	-8.5 (4th)	Dessens (5-0)	Adkins (0-3)		11,417	2:36
5/13	vs BUF	6-1 L	13-21	-8.5 (4th)	Stoner (2-4)	Wood (1-4)		7,649	2:34
5/14	at ROC	13-4 L	13-22	-8.5 (4th)	Mullins (3-2)	Chapman (3-2)		7,725	3:03
5/15	at ROC	12-9 W	14-22	-7.5 (4th)	Lehr (1-3)	Perkins (0-5)		6,872	3:09
5/16	at ROC	4-3 L	14-23	-8.5 (4th)	Lahey (2-1)	Jukich (1-2)	Slama (8)	5,150	2:46
5/17	at ROC	5-0 W	15-23	-8.5 (4th)	LeCure (4-2)	Fox (3-2)		3,542	2:41
5/18	at LHV	2-1 W(16)	16-23	-7.5 (4th)	Baez (1-0)	Villarreal (0-1)	Del Rosario (1)	7,098	4:35
5/19	at LHV	4-2 W	17-23	-7.5 (4th)	Chapman (4-2)	Savery (0-4)	Del Rosario (2)	7,676	3:08
5/20	at LHV	8-4 L	17-24	-8.5 (4th)	Carpenter (4-4)	Jukich (1-3)		10,000	2:19
5/21	at LHV	5-2 W	18-24	-8.5 (4th)	Maloney (4-1)	Mazone (3-5)	Del Rosario (3)	10,000	2:28
5/22	vs SWB	5-0 W	19-24	-7.5 (4th)	LeCure (5-2)	Moseley (1-2)		11,772	2:09
5/23	vs SWB	5-1 W	20-24	-6.5 (4th)	Wood (2-4)	Hirsh (4-5)		7,659	2:39
5/24	vs SWB	6-3 L	20-25	-7.5 (4th)	Melancon (5-1)	Ondrusek (0-1)	Albaladejo (14)	13,060	3:16
5/25	vs SWB	3-1 W	21-25	-6.5 (4th)	Reineke (2-3)	Nova (2-1)	Ondrusek (1)	7,404	2:09
5/27	vs GWI	6-0 W	22-25	-6.5 (4th)	Chapman (5-2)	Reyes (0-1)		7,571	2:53
5/28	vs GWI	4-0 L	22-26	-7.5 (4th)	Redmond (4-5)	Maloney (4-2)		8,260	2:04
5/29	vs GWI	7-1 L	22-27	-8.5 (4th)	Ortegano (2-0)	Klinker (0-1)		9,714	2:33
5/30	vs GWI	9-6 W	23-27	-8.5 (4th)	Wood (3-4)	Gustafson (4-3)	Delgado (1)	8,151	2:39
5/31g1	at COL	1-0 L(7)	23-28		Germano (1-1)	Reineke (2-4)			1:53
5/31g2	at COL	16-2 W(7)	24-28	-8.5 (4th)	Jukich (2-3)	Sowers (1-2)		7,628	2:47
MAY TOTALS: 17-13, .283 avg, 4.00 era									
6/1	at COL	4-3 L	24-29	-9.5 (4th)	Herrmann (3-0)	Adkins (0-4)		8,343	2:32
6/2	at COL	10-7 L	24-30	-10.5 (4th)	Carrasco (4-2)	Maloney (4-3)	Smith (2)	9,336	2:56
6/4	vs PAW	8-4 W	25-30	-9.5 (4th)	Klinker (1-1)	Johnson (3-4)		9,060	3:04
6/5	vs PAW	8-6 L(13)	25-31	-9.5 (4th)	Manuel (3-0)	Baez (1-1)		9,567	4:06
6/6	vs PAW	4-3 W	26-31	-9.5 (4th)	Burton (1-0)	Paronto (2-4)	Adkins (6)	8,162	2:49
6/7	vs PAW	7-2 L	26-32	-9.5 (4th)	Doubront (2-1)	Chapman (5-3)		7,929	2:56
6/8	at SYR	7-6 L	26-33	-9.5 (4th)	Peralta (2-0)	Burton (1-1)		4,416	2:34
6/9	at SYR	3-2 W	27-33	-9.5 (4th)	Maloney (5-3)	Chico (1-2)	Adkins (7)	4,317	2:45
6/10	at SYR	9-1 W	28-33	-8.5 (4th)	Wood (4-4)	Mandel (2-2)		3,896	2:33
6/11	at SYR	5-3 L	28-34	-8.5 (4th)	Martis (4-4)	Reineke (2-5)		5,875	2:32
6/12	at PAW	1-0 L(6)	28-35	-9.5 (4th)	Ramirez (1-1)	Chapman (5-4)		6,228	1:33
6/13	at PAW	3-1 W	29-35	-9.5 (4th)	Fisher (1-0)	Mills (1-5)	Adkins (8)	8,997	3:11
6/14	at PAW	6-5 W	30-35	-8.5 (4th)	Maloney (6-3)	Paronto (2-5)	Adkins (9)	7,873	3:22
6/15	at PAW	2-0 L	30-36	-9.5 (4th)	Bowden (2-3)	Wood (4-5)	Manuel (8)	6,775	2:24
6/17	vs DUR	2-0 W	31-36	-8.5 (4th)	Reineke (3-5)	Phillips (6-5)	Adkins (10)	8,373	2:17
6/18	vs DUR	8-2 L	31-37	-9.5 (4th)	De Los Santos (6-3)	Chapman (5-5)		11,474	2:50
6/19	vs DUR	5-4 W	32-37	-8.5 (4th)	Adkins (1-4)	Ekstrom (3-1)		8,513	3:08
6/20	vs DUR	5-1 L	32-38	-9.0 (4th)	Hellickson (9-2)	Wood (4-6)		7,862	2:49
6/21	vs TOL	6-0 L	32-39	-9.0 (4th)	Buckner (2-2)	Maloney (6-4)		6,328	2:32
6/22	vs TOL	3-2 W	33-39	-9.0 (4th)	Reineke (4-5)	Wise (3-1)	Bray (1)	7,049	2:13
6/23	vs TOL	7-4 W	34-39	-9.0 (4th)	Volquez (1-0)	Lugo (2-4)		7,052	2:43
6/24	vs TOL	6-1 L	34-40	-10.0 (4th)	Porcello (1-0)	Jukich (2-4)		9,136	2:29
6/25	at NOR	7-0 W	35-40	-10.0 (4th)	Wood (5-6)	Patton (5-8)		5,898	2:46
6/26	at NOR	4-3 L(13)	35-41	-11.0 (4th)	Castillo (1-0)	Valiquette (0-1)		6,898	3:56
6/27	at NOR	8-3 L	35-42	-11.0 (4th)	Bascom (2-2)	Reineke (4-6)		3,522	2:28
6/28	at NOR	7-2 W	36-42	-10.0 (4th)	Delgado (1-1)	George (3-3)		3,646	2:33
6/29	at DUR	7-5 L	36-43	-11.0 (4th)	Rodriguez (4-5)	Chapman (5-6)	Abreu (8)	4,410	3:05

2010 SEASON

2010 DAY-BY-DAY

Date	Opp	Score	Rec	GB/GA	WP	LP	SV	ATT	Time
6/30	at DUR	5-4 L(10)	36-44	-12.0 (4th)	Downs (2-0)	Burton (1-2)		4,797	3:21
JUNE TOTALS: 12-16, .266 avg, 3.85 era									
7/1	at DUR	6-0 L	36-45	-13.0 (4th)	Baker (7-0)	Maloney (6-5)		8,257	2:55
7/2	at DUR	10-5 W	37-45	-13.0 (4th)	Klinker (2-1)	Downs (2-1)		8,232	3:28
7/3	vs IND	2-0 W	38-45	-13.0 (4th)	Delgado (2-1)	Burres (1-3)	Fisher (1)	13,131	2:29
7/4	at IND	4-2 W	39-45	-13.0 (4th)	Volquez (2-0)	Morton (1-3)	Burton (1)	15,011	3:04
7/5g1	at IND	6-0 W	40-45		Reineke (5-6)	Eveland (0-1)			2:21
7/5g2	at IND	1-0 W	41-45	-12.5 (4th)	Jukich (3-4)	Crotta (4-5)	Fisher (2)	8,133	2:22
7/6	vs IND	9-7 L	41-46	-12.5 (4th)	Powell (5-7)	Serrano (0-1)		8,341	3:01
7/7	vs IND	6-1 W	42-46	-11.5 (4th)	Klinker (3-1)	Penn (4-4)	Herrera (1)	7,839	2:52
7/8	vs TOL	9-4 L	42-47	-11.5 (4th)	Rainwater (2-3)	Delgado (2-2)		12,522	3:07
7/9	vs TOL	3-0 W	43-47	-11.5 (4th)	Volquez (3-0)	Drucker (2-4)	Fisher (3)	8,954	2:36
7/10	vs COL	4-2 W	44-47	-10.5 (4th)	Reineke (6-6)	Carrasco (7-4)	Herrera (2)	10,222	2:52
7/11	vs COL	7-5 L(10)	44-48	-11.5 (4th)	Todd (3-2)	Del Rosario (1-2)	Pestano (6)	8,587	3:09
7/14	ALL-STAR GAME at Coca-Cola Park (Lehigh Valley): IL 2, PCL 1								
7/15	vs LHV	8-7 W	45-48	-11.5 (3rd)	Herrera (1-0)	Mathieson (3-3)		7,412	3:06
7/16	vs LHV	7-3 W	46-48	-10.5 (3rd)	Chapman (6-6)	Villarreal (1-3)		9,403	2:36
7/17	vs LHV	5-1 L	46-49	-10.5 (3rd)	Duckworth (4-3)	Reineke (6-7)		9,745	2:38
7/18	vs LHV	5-4 W	47-49	-10.5 (3rd)	LeCure (6-2)	Mazone (5-10)	Fisher (4)	7,794	2:35
7/19	at CHA	11-2 W	48-49	-10.5 (3rd)	Maloney (7-5)	Torres (7-6)	Burton (2)	2,662	2:54
7/20	at CHA	8-4 W	49-49	-9.5 (3rd)	Klinker (4-1)	Harrell (8-9)		2,883	2:55
7/21	at CHA	2-1 L	49-50	-10.5 (3rd)	Nunez (3-1)	Del Rosario (1-3)	Williams (1)	3,118	2:30
7/22	at CHA	11-7 W	50-50	-9.5 (T-2nd)	Burton (2-2)	Dolsi (2-4)		4,871	3:15
7/23	at GWN	7-4 W	51-50	-10.0 (T-2nd)	Chapman (7-6)	Ortegano (2-8)	Del Rosario (4)	6,681	3:18
7/24	at GWN	3-2 W	52-50	-10.0 (T-2nd)	Maloney (8-5)	Minor (3-1)	Burton (3)	6,347	2:53
7/25	at GWN	8-3 W	53-50	-10.0 (2nd)	Del Rosario (2-3)	Redmond (8-10)	Klinker (1)	3,759	2:57
7/26	at GWN		PPD; RAIN						
7/27	vs CHA	19-6 W	54-50	-9.5 (2nd)	Jukich (4-4)	Zaleski (6-7)		11,237	3:14
7/28	vs CHA	7-5 W	55-50	-9.5 (2nd)	Del Rosario (3-3)	Dolsi (2-5)	Valiquette (1)	8,140	2:24
7/29	vs CHA	2-0 W	56-50	-9.5 (2nd)	Maloney (9-5)	Nunez (3-2)	Herrera (3)	8,075	2:30
7/30	vs CHA	5-2 W	57-50	-8.5 (2nd)	Reineke (7-7)	Adkins (1-5)	Chapman (1)	8,894	2:39
7/31	vs COL	10-2 W	58-50	-7.5 (2nd)	Bailey (1-0)	Popham (0-1)		9,097	2:49
JULY TOTALS: 22-6, .293 avg, 3.17 era									
8/1	vs COL	3-2 W(11)	59-50	-6.5 (2nd)	Chapman (8-6)	Smith (1-2)		7,638	4:14
8/3	at COL	4-3 W(12)	60-50	-5.5 (2nd)	Burton (3-2)	Smith (1-3)	Chapman (2)	9,415	3:36
8/4	at COL	9-8 L	60-51	-6.5 (2nd)	Todd (4-2)	Herrera (1-1)	Judy (2)	10,728	2:44
8/5	vs NOR	6-0 W	61-51	-5.5 (2nd)	Bailey (2-0)	George (5-6)		7,787	2:36
8/6	vs NOR	8-7 W	62-51	-4.5 (2nd)	Isringhausen (1-0)	Bascom (2-6)	Chapman (3)	9,088	3:13
8/7	vs NOR	5-2 W	63-51	-3.5 (2nd)	Reineke (8-7)	VandenHurk (1-1)		10,498	2:19
8/8	vs NOR	8-7 W	64-51	-2.5 (2nd)	LeCure (7-2)	Britton (1-2)	Chapman (4)	7,178	3:17
8/9	at TOL	6-5 W	65-51	-2.0 (2nd)	Maloney (10-5)	Rainwater (2-4)	Herrera (4)	6,180	3:04
8/10	at TOL	8-7 W	66-51	-1.5 (2nd)	Del Rosario (4-3)	Sborz (1-6)	Chapman (5)	6,676	3:05
8/11	at TOL	4-3 W	67-51	-0.5 (2nd)	Herrera (2-1)	Fien (1-3)	Chapman (6)	6,014	3:32
8/12	at TOL	10-4 W	68-51	+0.5 (1st)	Reineke (9-7)	Furbush (2-2)		8,968	3:18
8/13	at COL	12-4 L	68-52	-0.5 (2nd)	Huff (7-0)	LeCure (7-3)		10,100	2:38
8/14	at COL	1-0 L	68-53	-1.5 (2nd)	Espino (1-1)	Maloney (10-6)	Pestano (11)	9,412	2:12
8/15	at COL	7-3 L	68-54	-2.5 (2nd)	Pino (9-7)	Harang (0-1)		9,567	2:33
8/17	vs SYR	8-5 W	69-54	-2.5 (2nd)	Jukich (5-4)	Martis (7-7)	Chapman (7)	6,789	3:01
8/18	vs SYR	5-3 W	70-54	-1.5 (2nd)	Gil (1-0)	Severino (4-3)		6,705	2:44
8/19	vs SYR	6-2 W	71-54	-0.5 (2nd)	LeCure (8-3)	Kown (1-4)		7,315	2:16
8/20	vs SYR	8-1 L	71-55	-0.5 (2nd)	Zimmerman (1-0)	Harang (0-2)		8,915	2:21
8/21	at IND	10-6 W	72-55	+0.5 (1st)	Gil (2-0)	Eveland (0-2)		14,140	3:20
8/22	at IND	4-2 L	72-56	+0.5 (1st)	Jackson (4-0)	Fisher (1-1)	Machi (19)	9,063	2:31
8/23	at IND	6-3 W	73-56	+0.5 (1st)	Valiquette (1-1)	Machi (5-5)	Chapman (8)	6,056	2:43
8/24	vs IND	5-1 W	74-56	+1.5 (1st)	Tabor (1-1)	Crotta (5-8)	Herrera (5)	7,813	2:21
8/25	vs IND	6-2 L	74-57	+1.5 (1st)	Powell (10-8)	Klinker (4-2)		6,416	2:43
8/26	vs COL	5-2 L	74-58	+0.5 (1st)	Espino (2-2)	Maloney (10-7)	Pestano (12)	7,499	2:31
8/27	vs COL	2-1 W	75-58	+1.5 (1st)	Chapman (9-6)	Rivera (2-1)		9,691	2:37
8/28	vs TOL	8-3 L	75-59	+1.5 (1st)	Furbush (3-3)	Reineke (9-8)		12,111	2:41
8/29	vs TOL	8-0 W	76-59	+1.5 (1st)	Horst (1-0)	Oliver (2-4)		6,913	2:47
8/30	vs TOL	6-2 L	76-60	+0.5 (1st)	Gagnier (6-7)	Klinker (4-3)		6,970	2:36
8/31	at TOL	4-1 L	76-61	-0.5 (2nd)	Weber (1-1)	Del Rosario (4-4)	Weinhardt (1)	6,838	2:06
AUGUST TOTALS: 18-11, .279 avg, 4.15 era									
9/1	at TOL	8-3 W	77-61	-0.5 (2nd)	Jukich (6-4)	Ketchner (5-5)		6,777	2:52
9/2	at IND	7-5 L	77-62	-1.5 (2nd)	Thomas (5-0)	Reineke (9-9)	Machi (21)	5,657	2:40
9/3	at IND	16-6 W	78-62	-0.5 (2nd)	Valiquette (2-1)	Crotta (5-10)		11,241	3:13
9/4	at IND	4-1 L	78-63	-0.5 (2nd)	Powell (11-9)	Klinker (4-4)	Machi (22)	14,590	2:39
9/5	vs IND	5-3 L	78-64	-0.5 (2nd)	Bass (4-4)	Herrera (2-2)	Machi (23)	13,131	2:33
9/6	vs IND	6-3 W	79-64	+0.5 (1st)	Jukich (7-4)	Lincoln (7-5)	Burton (4)	8,251	2:38
SEPTEMBER TOTALS: 3-3, .292 avg, 4.85 era									
GOVERNORS' CUP PLAYOFF - FIRST ROUND									
Game 1	9/8 vs DUR	8-4 W	1-0		Reineke (1-0)	De Los Santos (0-1)		2,480	2:24
Game 2	9/9 vs DUR	6-2 L	1-1		Downs (1-0)	Cochran (0-1)		3,035	2:40
Game 3	9/10 at DUR	2-1 W	2-1		Valiquette (1-0)	Cobb (0-1)	Burton (1)	5,306	2:48
Game 4	9/11 at DUR	8-1 L	2-2		Phillips (1-0)	Jukich (0-1)		2,809	2:34
Game 5	9/12 at DUR	4-2 L	2-3		Livingston (1-0)	Owings (0-1)	Abreu (1)	2,224	2:23

2010 TRANSACTIONS

132 TOTAL TRANSACTIONS

1. April 10	Add	RHP Federico Baez (Transfer from Billings)
2. April 10	Delete	RHP Jared Burton (DL - thyroid testing, retro to 4/8)
3. April 11	Add	IF Juan Francisco (Optioned from Cincinnati)
4. April 11	Add	RHP Jesus Delgado (Transfer from Carolina)
5. April 11	Delete	IF/OF Michael Griffin (Assigned to Carolina)
6. April 11	Delete	LHP Pedro Viola (DFA - claimed off waivers)
7. April 18	Add	OF Wladimir Balentien (Designated for Assignment)
8. April 18	Delete	OF Luis Terrero (Transfer to Carolina)
9. April 22	Add	RHP Logan Ondrusek (Optioned from Cincinnati)
10. April 22	Delete	RHP Carlos Fisher (Recalled to Cincinnati)
11. April 22	Delete	LHP Matt Maloney (7-Day DL -left finger)
12. April 23	Add	LHP Ben Jukich (Activated from Billings)
13. April 30	Delete	LHP Lee Tabor (Assigned to Carolina)
14. April 30	Add	LHP Matt Maloney (Act from DL - left finger blister)
15. April 30	Delete	OF Chris Heisey (Recalled to Cincinnati)
16. April 30	Add	OF Luis Terrero (Transfer from Carolina)

APRIL TOTALS: 16 TRANSACTIONS

17. May 10	Delete	OF Josh Anderson (Released)
18. May 10	Add	C Jake Long (Activated from Billings)
19. May 10	Delete	IF Juan Francisco (7-Day DL - appendix)
20. May 11	Add	IF/OF Michael Griffin (Transfer from Carolina)
21. May 12	Delete	IF/OF Danny Dorn (7-Day DL - fractured hand)
22. May 13	Add	IF Yonder Alonso (Transfer from Carolina)
23. May 18	Delete	RHP Justin Lehr (7-Day DL - right elbow)
24. May 19	Add	RHP Jared Burton (Act from DL - thyroid testing)
25. May 24	Delete	RHP Enerio Del Rosario (Recalled by Cincinnati)
26. May 25	Add	LHP Joe Krebs (Transfer from Carolina)
27. May 26	Delete	IF/OF Drew Sutton (Recalled by Cincinnati)
28. May 27	Delete	RHP Sam LeCure (Recalled by Cincinnati)
29. May 28	Add	RHP Matt Klinker (Transfer from Carolina)
30. May 28	Add	RHP Enerio Del Rosario (Optioned from Cincinnati)
31. May 29	Add	C Chris Denove (Transfer from Carolina)
32. May 29	Delete	C Corky Miller (Contract purchased by Cincinnati)
33. May 29	Add	IF/OF Drew Sutton (Optioned by Cincinnati)
34. May 30	Delete	C Jake Long (Transfer to Billings)

MAY TOTALS: 18 TRANSACTIONS

35. June 1	Add	C Jake Long (Recalled from Billings)
36. June 1	Delete	RHP Enerio Del Rosario (Recalled by Cincinnati)
37. June 1	Add	RHP Carlos Fisher (Optioned by Cincinnati)
38. June 1	Delete	RHP Logan Ondrusek (Recalled by Cincinnati)
39. June 8	Add	RHP Homer Bailey (ML Rehab)
40. June 11	Delete	RHP Matt Klinker (Transfer to Carolina)
41. June 13	Add	LHP Bill Bray (Act. from DL - Tommy John)
42. June 14	Add	IF Juan Francisco (Act. from DL - Appendix)
43. June 14	Delete	C Jake Long (Released)
44. June 15	Add	RHP Enerio Del Rosario (Opioned from Cincinnati)
45. June 17	Add	LHP Phillippe Valiquette (Transfer from Carolina)
46. June 17	Delete	RHP Federico Baez (Transfer from Carolina)
47. June 17	Delete	LHP Joe Krebs (Transfer to Carolina)
48. June 18	Add	RHP Edinson Volquez (ML Rehab from Lynchburg)
49. June 19	Delete	OF Luis Terrero (7-Day DL - right calf, retro to 6/16)
50. June 24	Add	C Ryan Hanigan (ML Rehab - broken left thumb)
51. June 25	Add	IF/OF Danny Dorn (Act. from DL - left hand)

2010 TRANSACTIONS

52. June 25	Add	OF Gary Matthews Jr. (Assigned to Louisville)
53. June 26	Delete	OF Chris Burke (Released)
54. June 27	Delete	LHP Bill Bray (Recalled by Cincinnati)
55. June 28	Add	RHP Sam LeCure (Optioned from Cincinnati)
56. June 30	Add	LHP Daniel Rey Herrera (Optioned from Cincinnati)
57. June 30	Delete	LHP Travis Wood (Recalled by Cincinnati)

JUNE TOTALS: 23 TRANSACTIONS

58. July 1	Add	RHP Matt Klinker (Transfer from Carolina)
59. July 1	Delete	RHP Sam LeCure (7-Day DL - right groin, retro to 6/29)
60. July 6	Add	RHP Mark Serrano (Transfer from Lynchburg)
61. July 6	Delete	LHP Matt Maloney (Recalled by Cincinnati)
62. July 9	Delete	C Ryan Hanigan (Reinstated from ML Rehab)
63. July 9	Delete	RHP Mark Serrano (Transfer to Lynchburg)
64. July 10	Add	RHP James Avery (Transfer from Lynchburg)
65. July 11	Delete	RHP Jon Adkins (Released)
66. July 13	Delete	RHP James Avery (Transfer to Lynchburg)
67. July 14	Delete	OF Luis Terrero (Transfer to Carolina)
68. July 16	Add	OF Chris Dickerson (ML Rehab - right wrist)
69. July 16	Add	RHP Sam LeCure (Activated from DL - right groin)
70. July 17	Add	RHP Russ Springer (Assigned to Louisville)
71. July 17	Delete	RHP Edinson Volquez (Reinstated from ML Rehab)
72. July 19	Delete	RHP Jesus Delgado (Transfer to Carolina)
73. July 19	Add	LHP Matt Maloney (Optioned from Cincinnati)
74. July 21	Delete	RHP Carlos Fisher (Recalled by Cincinnati)
75. July 21	Add	RHP Micah Owings (Optioned from Cincinnati)
76. July 24	Add	C Corky Miller (Outrighted by Cincinnati)
77. July 24	Delete	C Chris Denove (Transfer to Carolina)
78. July 24	Add	RHP Jason Isringhausen (Assigned to Louisville)
79. July 24	Delete	OF Gary Matthews Jr. (Released)
80. July 27	Add	RHP Homer Bailey (ML Rehab - right shoulder)
81. July 28	Delete	RHP Matt Klinker (Transfer to Carolina)
82. July 31	Add	RHP Jesus Delgado (Transfer from Carolina)

JULY TOTALS: 25 TRANSACTIONS

83. August 1	Delete	RHP Russ Springer (Contract Selected by CIN.)
84. August 1	Add	RHP Carlos Fisher (Optioned by Cincinnati)
85. August 3	Delete	IF Juan Francisco (Recalled by Cincinnati)
86. August 3	Add	C Chris Denove (Transfer from Carolina)
87. August 4	Delete	OF Chris Dickerson (Reinstated from ML Rehab)
88. August 6	Delete	IF/OF Drew Sutton (Claimed off waivers by CLE)
89. August 7	Delete	RHP Carlos Fisher (Recalled by Cincinnati)
90. August 8	Add	IF Eric Eymann (Transfer from Carolina)
91. August 9	Add	LHP Travis Wood (Optioned from Cincinnati)
92. August 11	Delete	RHP Jared Burton (7-Day DL - left oblique, retro to 8/10)
93. August 12	Delete	RHP Homer Bailey (Reinstated from ML Rehab)
94. August 12	Delete	RHP Jesus Delgado (DL - right PCL tear)
95. August 12	Add	OF Dave Sappelt (Transfer from Carolina)
96. August 12	Add	LHP Jeremy Horst (Transfer from Carolina)
97. August 15	Add	RHP Aaron Harang (ML Rehab - lower back spasms)
98. August 15	Add	IF Juan Francisco (Optioned from Cincinnati)
99. August 16	Delete	RHP Jason Isringhausen (7-Day DL - right elbow, retro to 8/14)
100. August 17	Add	RHP Jerry Gil (Transfer from Carolina)
101. August 17	Delete	C Chris Denove (Transfer to Carolina)
102. August 17	Add	C Devin Mesoraco (Transfer from Carolina)
103. August 17	Delete	RHP Micah Owings (Designated for Assignment)
104. August 19	Delete	LHP Travis Wood (Recalled by Cincinnati)

2010 TRANSACTIONS

105. August 19	Add	RHP Carlos Fisher (Optioned from Cincinnati)
106. August 24	Delete	RHP Sam LeCure (Recalled by Cincinnati)
107. August 24	Delete	IF Chris Valaika (Recalled by Cincinnati)
108. August 24	Add	LHP Lee Tabor (Transfer from Carolina)
109. August 24	Add	IF Kris Negrón (Transfer from Carolina)
110. August 25	Add	RHP Matt Klinker (Transfer from Carolina)
111. August 25	Delete	IF Kris Negrón (Transfer to Carolina)
112. August 26	Delete	LHP Lee Tabor (Transfer to Carolina)
113. August 26	Add	RHP Micah Owings (Assigned to Louisville)
114. August 27	Add	RHP Jordan Smith (Optioned from Cincinnati)
115. August 27	Delete	IF Juan Francisco (Recalled by Cincinnati)
116. August 31	Delete	LHP Aroldis Chapman (Recalled by Cincinnati)
117. August 31	Add	IF Kris Negrón (Transfer from Carolina)

AUGUST TOTALS: 35 TRANSACTIONS

118. September 1	Delete	RHP Carlos Fisher (Recalled by Cincinnati)
119. September 1	Delete	C Corky Miller (Contract Purchased by Cincinnati)
120. September 1	Delete	IF Yonder Alonso (Recalled by Cincinnati)
121. September 1	Add	OF Luis Terrero (Transfer from Carolina)
122. September 1	Add	IF Mike Costanzo (Transfer from Carolina)
123. September 1	Add	RHP Jared Burton (Activated from 7-Day DL)
124. September 2	Delete	OF Wladimir Balentien (7-Day DL - abdominal strain)
125. September 2	Add	LHP Joe Krebs (Transfer from Carolina)
126. September 3	Delete	LHP Matt Maloney (Recalled by Cincinnati)
127. September 3	Delete	RHP Jordan Smith (Recalled by Cincinnati)
128. September 3	Add	LHP Tom Cochran (Transfer from Carolina)
129. September 3	Add	OF Sean Henry (Transfer from Carolina)
130. September 9	Add	OF Wladimir Balentien (Activated from 7-Day DL)
131. September 9	Delete	OF Luis Terrero (Temporary Inactive List)
132. September 12	Delete	RHP Jared Burton (Recalled by Cincinnati)

SEPTEMBER TOTALS: 15 TRANSACTIONS

2010 HIGHS & LOWS

TEAM BATTING

MOST RUNS (GAME)	20	5/3 at BUF
MOST RUNS (GAME), OPP	13	5/14 at ROC
MOST RUNS (INNING)	8	7/19 at CHA (9th)
MOST RUNS (INNING), OPP	8	5/14 at ROC (4th)
MOST HITS (GAME)	24	5/3 at BUF
MOST HITS (GAME), OPP	20	5/14 at ROC
MOST HOME RUNS (GAME)	5	7/20 at CHA
MOST HOME RUNS (GAME), OPP	3 (9x)	7/22 at CHA - most recent
MOST STOLEN BASES (GAME)	6	8/9 at TOL
MOST STOLEN BASES (GAME), OPP	4 (2x)	5/29 vs. GWN, 8/8 vs. NOR
MOST CS (GAME)	2 (2x)	4/30 at SWB, 5/25 vs. SWB
MOST CS (GAME), OPP	2 (2x)	6/28 at NOR, 8/1 vs. COL
MOST LOB (GAME)	19	8/1 vs. COL
MOST LOB (GAME), OPP	14	5/18 at LHV

2010 HIGHS & LOWS

INDIVIDUAL BATTING

MOST HITS (GAME)	5 (2x)	Luis Terrero, 5/11 vs. BUF Dave Sappelt, 8/21 at IND
MOST HITS (GAME), OPP	5	Jose Morales, 5/14 at ROC
MOST RUNS (GAME)	4 (4x)	Zack Cozart, 5/3 at BUF Danny Dorn, 5/3 at BUF Chris Burke, 5/31g2 at COL Michael Griffin, 9/3 at IND
MOST RUNS (GAME), OPP	4	Nolan Reimold, 8/8 vs. NOR
MOST DOUBLES (GAME)	3 (2x)	Zack Cozart, 4/11 at TOL Juan Francisco, 5/3 at BUF
MOST DOUBLES (GAME), OPP	3	Michael Brantly, 8/1 vs. COL
MOST TRIPLES (GAME)	1	
MOST TRIPLES (GAME), OPP	2	Jose Constanza, 8/26 vs. COL
MOST HOME RUNS (GAME)	2 (10x)	Todd Frazier, 5/23 vs. SWB Wladimir Balentien, 5/30 vs. GWN, 7/23 at GWN, 8/24 vs. IND Luis Terrero, 6/5 vs. PAW Juan Francisco, 7/6 vs. IND, 7/15 vs. LHV Michael Griffin, 7/20 at CHA, 8/4 at COL, 9/3 at IND
MOST HOME RUNS (GAME), OPP	2 (6x)	Max St. Pierre, 8/30 vs. TOL
MOST RBI (GAME)	6 (2x)	Yonder Alonso, 5/15 at ROC Wladimir Balentien, 7/23 at GWN
MOST RBI (GAME), OPP	5	Cord Phelps, 8/13 at COL
MOST STOLEN BASES (GAME)	3 (2x)	Chris Burke, 4/29 at SWB Zack Cozart, 8/9 at TOL
MOST STOLEN BASES (GAME), OPP	2 (4x)	

TEAM PITCHING

MOST STRIKEOUTS (GAME)	19	5/18 at LHV
MOST STRIKEOUTS (GAME), OPP	16	6/26 at NOR
MOST WALKS (GAME)	10	6/13 at PAW
MOST WALKS (GAME), OPP	11	8/1 vs. COL
FEWEST HITS ALLOW (9 INN)	1	5/22 vs. SWB
FEWEST HITS ALLOW (9 INN), OPP	0	5/28 vs. GWN
FEWEST HITS ALLOW (7 INN)	4	7/5 (G1) at IND
FEWEST HITS ALLOW (7 INN), OPP:	1	5/31 (G1) at COL

INDIVIDUAL PITCHING

MOST STRIKEOUTS (GAME)	13	Sam LeCure, 7/18 vs. LHV
MOST STRIKEOUTS (GAME), OPP	10	Scott Lewis, 4/12 at COL
MOST WALKS (GAME)	6	Aroldis Chapman, 6/7 vs. PAW
MOST WALKS (GAME), OPP:	7	Charlie Zink, 5/8 vs. ROC
LONGEST WINNING STREAK	5	Sam LeCure, 5/7 - 8/8
LONGEST LOSING STREAK	4	Aroldis Chapman, 6/7 - 6/29
LONGEST OUTING	9.0	Sam LeCure, 5/22 vs. SWB

2010 BATS MULTI-HIT GAMES

PLAYER	MULTI	3H	4H	5H	MOST RBI	LONG STK
Alonso	36	6	3		6 (5/15)	10 (7/30-8/11)
Anderson						2 (2x)
Balentien	33	8	1		6 (7/23)	11 (8/1-8/14)
Burke	18	4			4 (5/31,6/14)	7 (5/8-5/16)
Castillo	21	2			3 (8/21)	6 (3x)
Costanzo						1 (9/1,9/5)
Cozart	40	8			3 (7x)	8 (6/15-6/23)
Denove	7	3			2 (7/11,7/20)	6 (5/30-6/8)
Dickerson	6	2			2 (7/22,8/2)	6 (7/20-7/28)
Dorn	23	6	2		4 (5/8,9/2,9/3)	7 (8/29-9/4)
Eymann	5				4 (8/12)	7 (8/28-EOY)
Francisco	25	5	1		5 (7/15)	14 (5/2-6/21)
Frazier	34	8			4 (8/4,9/3)	10 (8/2-8/12)
Griffin	15	4	1		4 (9/3)	5 (8/29-9/4)
Hanigan	3				2 (7/7)	3 (6/30-7/2)
Heisey	5				4 (4/19)	7 (4/21-EOY)
Henry	2					1 (9/3)
Long	1					1 (5/14,6/11)
Matthews	10	2			1 (5x)	10 (7/5g2-7/18)
Mesoraco	3				4 (8/18,8/19)	7 (8/18-8/29)
Miller	13	4			5 (5/3)	4 (8/12-8/17)
Negron	1					2 (9/4-EOY)
Sappelt	8	3		1	2 (8/21)	5 (2x)
Sutton	17	6			3 (5/21)	9 (5/18-6/1)
Terrero	5	2		1	5 (5/11)	7 (5/2-5/13)
Valaika	36	7	1		3 (8/12)	8 (2x)

2010 BATS CATCHER'S BOX

	CS-ATT	PCT	PB	IC	ER	ERA	REC
Castillo	11-46	.239	4	389.1	140	3.24	21-24
Denove	7-23	.212	4	240.2	115	4.30	16-10
Hanigan	2-7	.286	1	65.0	23	3.18	5-3
Long	0-2	.000	0	6.0	7	10.50	0-0
Mesoraco	5-15	.333	2	112.0	46	3.70	8-5
Miller	10-43	.233	6	457.2	200	3.93	29-22
TOTALS	35-146	.240	13	1,270.2	531	3.76	79-64



Infielder Juan Francisco's 14-game hitting streak from 5/2 to 6/21 was the longest of the season for the 2010 Louisville Bats.

2010 BATS LINEUPS

BATTING ORDER

- 1** Burke 54, Sappelt 25, Matthews Jr. 23, Sutton 15, Dickerson 8, Griffin 6, Anderson 5, Castillo 5, Heisey 1, Hanigan 1
- 2** Cozart 118, Heisey 15, Valaika 14, Sutton 2, Hanigan 2, Burke 1, Castillo 1
- 3** Alonso 100, Dorn 21, Francisco 9, Heisey 4, Terrero 3, Valaika 2, Sutton 2, Frazier 1, Balentien 1
- 4** Balentien 62, Frazier 58, Francisco 14, Dorn 5, Sutton 3, Terrero 1
- 5** Francisco 51, Balentien 16, Dorn 15, Sutton 12, Frazier 12, Terrero 10, Cozart 10, Mesoraco 4, Valaika 4, Miller 3, Castillo 3, Griffin 1, Dickerson 1, Henry 1
- 6** Valaika 31, Frazier 21, Balentien 18, Dorn 17, Sutton 12, Terrero 8, Hanigan 7, Miller 5, Mesoraco 4, Dickerson 4, Castillo 4, Cozart 4, Burke 3, Francisco 2, Costanzo 2, Griffin 1
- 7** Valaika 26, Castillo 23, Frazier 19, Sutton 14, Dorn 13, Miller 10, Balentien 7, Griffin 6, Mesoraco 5, Eymann 3, Cozart 3, Denove 3, Burke 3, Hanigan 3, Terrero 3, Negron 2
- 8** Valaika 45, Castillo 28, Miller 19, Griffin 14, Frazier 9, Denove 8, Sutton 5, Eymann 4, Negron 3, Dorn 3, Balentien 2, Burke 1, Mesoraco 1, Costanzo 1
- 9** Pitcher 53, Denove 20, Castillo 19, Miller 15, Griffin 10, Frazier 9, Sutton 5, Eymann 5, Valaika 3, Anderson 2, Balentien 1, Negron 1

STARTS BY POSITION

- C** Miller 51, Castillo 44, Denove 27, Mesoraco 13, Hanigan 8
- 1B** Alonso 81, Dorn 27, Sutton 17, Frazier 14, Francisco 3, Castillo 1
- 2B** Valaika 102, Sutton 15, Castillo 12, Griffin 6, Negron 5, Burke 2, Eymann 1
- 3B** Francisco 62, Frazier 35, Castillo 16, Eymann 11, Sutton 10, Valaika 3, Griffin 3, Costanzo 3
- SS** Cozart 135, Valaika 7, Negron 1
- LF** Frazier 76, Sutton 18, Alonso 17, Terrero 7, Dorn 7, Griffin 5, Francisco 5, Burke 4, Dickerson 2, Castillo 2, Heisey 1
- CF** Burke 49, Sappelt 25, Matthews Jr. 23, Griffin 14, Heisey 9, Dickerson 8, Anderson 7, Terrero 6, Balentien 2
- RF** Balentien 87, Dorn 22, Heisey 9, Griffin 9, Burke 5, Terrero 5, Sutton 3, Dickerson 2, Henry 1
- DH** Balentien 19, Dorn 17, Sutton 8, Castillo 8, Francisco 7, Terrero 7, Hanigan 5, Frazier 4, Denove 4, Burke 3, Valaika 3, Heisey 1, Miller 1, Griffin 1, Alonso 1, Mesoraco

2010 TEAM MISCELLANEOUS

TWO HOME RUN GAMES (10)

Todd Frazier, 5/23 vs. SWB
Wladimir Balentien, 5/30 vs. GWN
Luis Terrero, 6/5 vs. PAW
Juan Francisco, 7/6 vs. IND
Juan Francisco, 7/15 vs. LHV
Michael Griffin, 7/20 at CHA
Wladimir Balentien, 7/23 at GWN
Michael Griffin, 8/4 at COL
Wladimir Balentien, 8/24 vs. IND
Michael Griffin, 9/3 at IND

BACK-TO-BACK HOME RUNS (3)

Wilkin Castillo/Todd Frazier, 5/23 vs. SWB (4th)
Wladimir Balentien/Drew Sutton, 5/30 vs. GWN (5th)
Chris Denove/Michael Griffin, 7/20 at CHA (8th)

LEAD-OFF HOME RUNS (3)

Chris Burke, 6/4 vs. PAW
Chris Burke, 6/25 at NOR
Chris Dickerson, 8/2 at COL

GRAND SLAMS (4)

Yonder Alonso, 7/2 at DUR
Wladimir Balentien, 7/27 vs. CHA
Devin Mesoraco, 8/18 vs. SYR
Devin Mesoraco, 8/19 vs. SYR

INSIDE-THE-PARK HOME RUNS (1)

Wilkin Castillo, 7/30 vs. CHA

WALK-OFF WINS (5)

Wladimir Balentien, 6/19 vs. DUR (Sac Fly)
Juan Francisco, 7/15 vs. LHV (2-run HR)
Drew Sutton, 8/1 vs. COL (Single)
Devin Mesoraco, 8/18 vs. SYR (Grand Slam)
Wilkin Castillo, 8/27 vs. COL (Single)

COMPLETE GAMES (1)

Sam LeCure, 5/22 vs. SWB

SHUTOUTS (13)

Maloney, Reineke, Delgado - 5/11 vs. BUF
LeCure, Del Rosario, Adkins, - 5/17 at ROC
LeCure - 5/22 vs. SWB
Chapman, Krebs, Burton, Baez - 5/27 vs. GWN
Reineke, Fisher, Baez, Adkins - 6/17 vs. DUR
Wood, Delgado - 6/25 at NOR
Delgado, Herrera, Adkins, Valiquette, Fisher - 7/3 vs. IND
Reineke, Herrera - 7/5 vs. IND (G1)
Jukich, Chapman, Fisher - 7/5 vs. IND (G2)
Volquez, Fisher - 7/9 vs. TOL
Maloney, Springer, Herrera - 7/29 vs. CHA
Bailey, Fisher, Valiquette - 8/5 vs. NOR
Owings, Horst, Smith, Fisher, Valiquette - 8/29 vs. TOL

IL BATTER OF THE WEEK

Juan Francisco (5/3-5/9)
Luis Terrero (5/10-5/16)
Yonder Alonso (7/26-8/1)

IL PITCHER OF THE WEEK

Sam LeCure (5/17-5/23)

2010 OPENING DAY ROSTER

PITCHERS (12+2)

Jon Adkins
 Jose Arredondo - DL
Bill Bray
Jared Burton
Aroldis Chapman
 Enerio Del Rosario
Carlos Fisher
Sam LeCure
 Justin Lehr - DL
Matt Maloney
 Chad Reineke
 Lee Tabor
 Pedro Viola
Travis Wood

CATCHERS (2)

Corky Miller
 Wilkin Castillo

INFIELDERS (6)

Chris Burke
 Zack Cozart
 Todd Frazier
 Michael Griffin
Drew Sutton
Chris Valaika

OUTFIELDERS (4)

Josh Anderson
 Danny Dorn
Chris Heisey
 Luis Terrero

Bold - Player with Cincinnati at the end of the 2010 season

Italics - Player not on active Bats roster at the end of the 2010 season

OPENING DAY STARTING LINEUPS

APRIL 8, 2010 AT FIFTH THIRD FIELD

LOUISVILLE

1. Anderson	CF
2. Burke	DH
3. Heisey	RF
4. Frazier	LF
5. Dorn	1B
6. Sutton	3B
7. Cozart	SS
8. Valaika	2B
9. Miller	C
LeCure	P

TOLEDO

1. Thomas	DH
2. Dlugach	SS
3. Boesch	RF
4. Strieby	LF
5. Larish	1B
6. Wells	CF
7. Rhymes	2B
8. Diaz	C
9. Worth	3B
Lugo	P

IL / HISTORY



Joey Votto spent the entire 2007 season with the Louisville Bats and was named the Mary E. Barney Team MVP. In 2010, with the Cincinnati Reds he earned National League MVP honors.

INTERNATIONAL LEAGUE

55 South High Street
Suite 202
Dublin, Ohio 43017

PHONE: 614.791.9300
FAX: 614.791.9009
www.ilbaseball.com



PRESIDENT/TREASURER	Randy A. Mobley
VICE PRESIDENTS	Dave Rosenfield Anthony "Tex" Simone
ASST. TO THE PRESIDENT	Chris Sprague
CORPORATE SECRETARY	Max Schumacher
OFFICE MANAGER	Gretchen Addison
DIRECTORS	North Johnson (Gwinnett) Don Beaver (Charlotte) Joe Finley (Lehigh Valley) George Habel (Durham) Joe Napoli (Toledo) Bob Rich, Jr. (Buffalo) Dave Rosenfield (Norfolk) James Timlin (Scranton/WB) Ken Schnacke (Columbus) Max Schumacher (Indianapolis) Naomi Silver (Rochester) John Simone (Syracuse) Mike Tamburro (Pawtucket) Gary Ulmer (Louisville)
2011 SCHEDULE	Opening Date: April 7 Closing Date: Sept 5 Number of Games: 144
ALL-STAR GAME	July 13 at Salt Lake
ROSTER LIMIT	24
STATISTICIAN	MLB Advanced Media 212.485.3743

2010 IL FINAL STANDINGS

TEAM	AFFILIATE	W	L	PCT.	GB
Durham	Rays	88	55	.615	-
Scranton/WB	Yankees	87	56	.608	1.0
Louisville	Reds	79	64	.552	9.0
Columbus	Indians	79	65	.549	9.5
Syracuse	Nationals	76	67	.531	12.0
Buffalo	Mets	76	68	.510	12.5
Gwinnett	Braves	72	71	.503	16.0
Indianapolis	Pirates	71	73	.493	17.5
Toledo	Tigers	70	73	.490	18.0
Charlotte	White Sox	67	77	.465	21.5
Norfolk	Orioles	67	77	.465	21.5
Pawtucket	Red Sox	66	78	.458	22.5
Lehigh Valley	Phillies	58	86	.403	30.5
Rochester	Twins	49	95	.340	39.5

2010 IL DIVISION STANDINGS

NORTH	W	L	PCT.	GB
# Scranton/WB	87	56	.608	-
Syracuse	76	67	.531	11.0
Buffalo	76	68	.528	11.5
Pawtucket	66	78	.458	21.5
Lehigh Valley	58	86	.403	29.5
Rochester	49	95	.340	38.5



SOUTH	W	L	PCT.	GB
# Durham	88	55	.615	-
Gwinnett	72	71	.503	16.0
Charlotte	67	77	.465	21.5
Norfolk	67	77	.465	21.5



WEST	W	L	PCT.	GB
# Louisville	79	64	.552	-
\$ Columbus	79	65	.549	0.5
Indianapolis	71	73	.493	8.5
Toledo	70	73	.490	9.0



IL / HISTORY

DIVISION WINNER
\$ WILD CARD WINNER

GOVERNORS' CUP SEMIFINALS

Durham def. Louisville 3-2, Columbus def. Scranton/WB 3-1

GOVERNORS' CUP CHAMPIONSHIP

Columbus def. Durham 3-1

2010 POSTSEASON ALL-STARS

POSITION	PLAYER	TEAM
Catcher	Jesus Montero	Scranton/WB
First Base	Freddie Freeman	Gwinnett
Second Base	Chris Valaika	Louisville
Third Base	Dan Johnson	Durham
Shortstop	Eduardo Nunez	Scranton/WB
Outfield	Wladimir Balentien	Louisville
Outfield	Jose Constanza	Columbus
Outfield	Jeff Frazier	Toledo
Designated Hitter	Barbaro Canizares	Gwinnett
Utility Player	Elliot Johnson	Durham
Starting Pitcher	Jeremy Hellickson	Durham
Relief Pitcher	Jonathan Albaladejo	Scranton/WB
Most Valuable Player	Dan Johnson	Durham
Most Valuable Pitcher	Jeremy Hellickson	Durham
Rookie of the Year	Freddie Freeman	Gwinnett
Manager of the Year	Charlie Montoyo	Durham

2010 IL LEAGUE LEADERS

BATTING TOP 10 (MINIMUM 2.7 PA/TEAM GAME)

PLAYER	CLUB	AVG	G	AB	R	H	HR	RBI
Barbaro Canizares	GWN	.341	126	425	58	145	13	77
Jose Constanza	COL	.319	113	404	69	129	1	32
Freddi Freeman	GWN	.319	124	461	73	147	18	87
Elliot Johnson	DUR	.319	109	427	72	136	11	56
Justin Turner	BUF	.316	101	396	69	125	12	43
Will Rhymes	TOL	.305	95	364	59	111	2	35
Chris Valaika	LOU	.304	118	424	49	129	4	53
Dan Johnson	DUR	.303	98	340	66	103	30	95
Chris Richard	DUR	.300	117	430	68	129	20	79
Matt Young	GWN	.300	134	487	88	146	3	35

HOME RUNS		RBI		STOLEN BASES	
D. Johnson	DUR 30	B. Moss	IND 96	M. Young	GWN 39
S. Gartrell	CHA 27	D. Johnson	DUR 95	D. Jennings	DUR 37
W. Balentien	LOU 25	F. Freeman	GWN 87	B. Whiting	SYR 36
J. Frazier	TOL 25	S. Gartrell	CHA 80	J. Constanza	COL 34
2 others tied at 22.		A. Tracy	LHV 80	2 others tied at 30	

EXTRA BASE HITS		RUNS		HITS	
J. Frazier	TOL 61	Z. Cozart	LOU 91	F. Freeman	GWN 147
C. Richard	DUR 60	M. Young	GWN 88	M. Young	GWN 146
J. Montero	SWB 58	D. Jennings	DUR 82	B.Canizares	GWN 145
B. Moss	IND 56	J. Ruggiano	DUR 77	R. Andino	NOR 144
F. Freeman	GWN 55	J. Mayberry	LHV 75	Z. Cozart	LOU 141

2010 IL LEAGUE LEADERS

SLUGGING PCT.	ON BASE PCT.	STRIKEOUTS
D. Johnson DUR .624	D. Johnson DUR .430	S. Gartrell CHA 152
W. Balentien LOU .536	B. Canizares GWN .403	J. Danks CHA 151
C. Richard DUR .535	W. Timmons GWN .400	B. Dlugach TOL 149
F. Freeman GWN .521	C. Richard DUR .390	D. Martin ROC 138
J. Montero SWB .517	M. Young GWN .380	B. Peterson ROC 131

DOUBLES	TRIPLES	BASE ON BALLS
C. Richard DUR 39	J. Constanza COL 8	D. Johnson DUR 75
F. Freeman GWN 35	P. Orr SYR 8	A. Tracy LHV 68
J. Frazier TOL 34	D. Martin ROC 7	D. Sutton COL 61
J. Montero SWB 34	W. Rhymes TOL 7	W. Timmons GWN 60
M. Young GWN 33	4 others tied at 6	C. Richard DUR 60

PITCHING TOP 10 (MINIMUM 0.8 IP/TEAM GAME)

PLAYER	CLUB	W-L	ERA	IP	H	BB	SO
Jeremy Hellickson	DUR	12-3	2.45	117.2	103	35	123
Ivan Nova	SWB	12-3	2.86	145.0	135	48	115
Pat Misch	BUF	11-4	3.23	150.2	150	24	99
Chris Tillman	NOR	11-7	3.34	121.1	120	30	94
Matt Maloney	LOU	10-7	3.34	134.2	132	28	104
Carlos Torres	CHA	9-9	3.42	160.1	125	71	140
L. J. Gagnier	TOL	7-7	3.51	120.2	111	44	94
Richard De Los Santos	DUR	14-5	3.52	148.1	154	48	90
Carlos Carrasco	COL	10-6	3.65	150.1	139	46	133
Matt Chico	SYR	6-7	3.73	115.2	120	34	69

WINS	SAVES	INNINGS PITCHED
R. De Los Santos DUR 14	J. Albaladejo SWB 43	B. Mazone LHV 165.0
D. Gee BUF 13	S. Mathieson LHV 26	T. Redmond GWN 162.2
J. Hellickson DUR 12	W. Abreu DUR 23	D. Gee BUF 161.1
I. Nova SWB 12	C. Kimbrel GWN 23	C. Torres CHA 160.1
4 others tied at 11	J. Machi IND 23	S. Martis SYR 152.0

STRIKEOUTS	WALKS	WHIP
D. Gee BUF 165	C. Torres CHA 71	J. Hirsh SWB 1.15
T. Redmond GWN 142	L. Harrell CHA 61	P. Misch BUF 1.15
C. Torres CHA 140	S. Martis SYR 60	J. Hellickson DUR 1.17
C. Carrasco COL 133	R. Sanchez SWB 59	M. Maloney LOU 1.19
A. Chapman LOU 125	D. Carpenter LHV 54	C. Torres CHA 1.22

LOSSES	GAMES	COMPLETE GAMES
K. Johnson PAW 13	R. Delaney ROC 61	R.A. Dickey BUF 2
B. Mazone LHV 13	K. Waldrop ROC 59	S. Martis SYR 2
Z. McAllister COL 12	J. Machi IND 58	P. Misch BUF 2
J. Savery LHV 12	J. Albaladejo SWB 57	C. Tillman NOR 2
A. Swarzak ROC 12	J. Lugo ROC 56	27 others tied at 1

IL YEAR-BY-YEAR CHAMPIONS

YEAR	TEAM	MANAGER	YEAR	TEAM	MANAGER
1933	Buffalo	Ray Schalk	1972	Tidewater	Hank Bauer
1934	Toronto	Ike Boone	1973	Pawtucket	Darrell Johnson
1935	Syracuse	Nemo Leibold	1974	Rochester	Joe Altobelli
1936	Buffalo	Ray Schalk	1975	Tidewater	Joe Frazier
1937	Newark	Oscar Vitt	1976	Syracuse	Bobby Cox
1938	Newark	Johnny Neun	1977	Charleston	Jim Beauchamp
1939	Rochester	Billy Southworth	1978	Richmond	Tommy Aaron
1940	Newark	Johnny Neun	1979	Columbus	Gene Michael
1941	Montreal	Clyde Sukeforth	1980	Columbus	Joe Altobelli
1942	Syracuse	Jewel Ens	1981	Columbus	Frank Verdi
1943	Syracuse	Jewel Ens	1982	Tidewater	Jack Aker
1944	Baltimore	Tommy Thomas	1983	Tidewater	Davey Johnson
1945	Newark	Bill Meyer	1984	Pawtucket	Tony Torchia
1946	Montreal	Clay Hopper	1985	Tidewater	Bob Schaefer
1947	Syracuse	Jewel Ens	1986	Richmond	Roy Majtyka
1948	Montreal	Clay Hopper	1987	Columbus	Bucky Dent
1949	Montreal	Clay Hopper	1988	Rochester	Johnny Oates
1950	Baltimore	Nick Cullop	1989	Richmond	Jim Beauchamp
1951	Montreal	Walter Alston	1990	Rochester	Greg Biagini
1952	Rochester	Harry Walker	1991	Columbus	Rick Down
1953	Montreal	Walter Alston	1992	Columbus	Rick Down
1954	Syracuse	Skeeter Mewsome	1993	Charlotte	Charlie Manuel
1955	Rochester	Fred Walker	1994	Richmond	Grady Little
1956	Rochester	Fred Walker	1995	Ottawa	Pete Mackanin
1957	Buffalo	Phil Cavarretta	1996	Columbus	Stump Merrill
1958	Montreal	Clay Bryant	1997	Rochester	Marv Foley
1959	Havana	Preston Gomez	1998	Buffalo	Jeff Datz
1960	Toronto	Mel McGaha	1999	Charlotte	Tom Spencer
1961	Buffalo	Kirby Farrell	2000	Indianapolis	Steve Smith
1962	Atlanta	Jose Schultz	2001	Louisville	Dave Miley
1963	Indianapolis	Rollie Hemsley	2002	Durham	Bill Evers
1964	Rochester	Darrell Johnson	2003	Durham	Bill Evers
1965	Toronto	Dick Williams	2004	Buffalo	Marty Brown
1966	Toronto	Dick Williams	2005	Toledo	Larry Parrish
1967	Toledo	Jack Tighe	2006	Toledo	Larry Parrish
1968	Jacksonville	Clyde McCullough	2007	Richmond	Dave Brundage
1969	Syracuse	Frank Verdi	2008	Scranton/WB	Dave Miley
1970	Syracuse	Frank Verdi	2009	Durham	Charlie Montoyo
1971	Rochester	Joe Altobelli	2010	Columbus	Mike Sarbaugh

IL CHAMPIONSHIPS BY

TEAM	#	TEAM	#
Rochester	10	Toledo	3
Syracuse	8	Pawtucket	2
Columbus	8	Charlotte	2
Buffalo	6	Louisville	1
Norfolk	5	Indianapolis	1
Richmond	5	Ottawa	1
Durham	3	Scranton/WB	1

2011 IL PLAYOFFS

(BEST OF FIVE)

SEMIFINALS	GOVERNORS' CUP
Sept. 7, 8	Sept. 13, 14
West @ South	@ West/South
North @ WC	Sept. 15, 16, 17
Sept. 9, 10, 11	@ North/WC
South @ West	Triple-A NC
WC @ North	Sept. 20 @ Alb

2011 IL UMPIRES

UMPIRE	AGE	HT/WT	RESIDENCE	YEARS
Gerald Ascani	28	5-9/160	Metairie, LA	1
Lance Barrett	26	6-5/225	Burleson, TX	3
Craig Barron	30	5-10/215	Fayetteville, GA	2
Toby Basner	26	5-10/172	Snellville, GA	2
Karl Best	32	5-9/170	Richmond, VA	1
Travis Brown	31	6-0/235	Clearwater, FL	2
Kelvin Bultron	33	5-10/210	Canovanas, PR	1
Fran Burke	31	5-9/175	Ridgewood, NJ	4
Jon Byrne	27	5-10/143	Thornlie, WA	1
Vic Carapazza	31	6-0/170	Franklin, TN	3
John Conrad	34	6-0/195	Meriden, CT	2
Chris Conroy	36	6-4/230	North Adams, MA	5
Derek Crabill	34	6-4/195	Wonder Lake, IL	3
Mike Estabrook	34	6-0/185	Lambertville, NJ	7
Manny Gonzalez	31	6-0/210	Valencia-Carabobo, VZ	4
Jeff Gosney	27	5-11/185	Lakeland, FL	1
Adam Hamari	27	6-0/185	Marquette, MI	1
Mark Lollo	29	5-11/205	New Lexington, OH	3
Brad Myers	31	5-10/190	Holland, OH	1
Alan Porter	33	5-10/200	Warminster, PA	4
David Rackley	29	5-10/175	League City, TX	4
D.J. Reyburn	34	5-8/165	Franklin, TN	6
Art Thigpen	43	6-5/235	Lakeland, FL	3
Chris Ward	30	5-11/172	Ashland, KY	2
Chad Whitson	29	6-1/185	Dublin, OH	1

2011 IL UMPIRE CREWS

CREW #1

Art Thigpen-CC
Travis Brown
Jon Byrne

CREW #2

Fran Burke-CC
Craig Barron
Kelvin Bultron

CREW #3

Lance Barrett-CC
Chad Whitson
Brad Myers

CREW #4

Mark Lollo-CC
Chris Ward
Karl Best

CREW #5

Manny Gonzalez-CC
Derek Crabill
Adam Hamari

CREW #6

David Rackley-CC
Toby Basnew
Gerard Ascani

CREW #7

Chris Conroy-CC
John Conrad
Jeff Gosney

ROVERS

Vic Carapazza
Mike Estabrook
Alan Porter
D. J. Reyburn

IL HALL OF FAME

NAME	YEAR	NAME	YEAR
Aaron, Tommie	2008	Merkle, Fred	1953
Alexander, Dale	2008	Merrill, Carl "Stump"	2009
Alston, Walter	2010	Meyer, Bill	1949
Altobelli, Joe	2008	Mondor, Ben	2008
Arlett, Russell "Buzz"	2009	Morgan, Joe	2008
Balboni, Steve	2011	Moss, Howie	1960
Barrett, Charles "Red"	2009	Murray, Bill	1952
Baylor, Don	2010	Nelson, Glenn "Rocky"	1960
Bentley, Jack	1958	Ogden, Jack	1952
Berly, Jack	1955	O'Neill, Steve	1947
Betzel, Christian "Bruno"	1957	Onslow, Ed	1951
Boley, Joe	1954	Parnham, James "Rube"	1957
Boggs, Wade	2011	Pennock, Herb	1948
Boone, Ike	1957	Petagine, Roberto	2009
Brown, Joe	1962	Porter, Dick	1963
Buford, Don	2008	Powers, Pat	1961
Carnegie, Ollie	1947	Puccinelli, George	2008
Carswell, Frank	2010	Quellich, George	2008
Cazen, Walter	2009	Rice, Jim	2008
Collins, James "Rip"	1951	Ripken Jr. Cal	2011
Cook, Gene	2008	Ripple, Jimmy	1956
Cooper, Harold	2007	Robinson, Jackie	1960
Crabtree, Estel	1953	Rosenfield, Dave	2008
Demeter, Steve	2009	Rudolph, Dick	1948
Derry, Russ	2008	Ryba, Mike	2010
Dunn, Jack	1950	Sankey, Ben	1947
Earnshaw, George	1956	Sauer, Hank	2008
Easter, Luke	2008	Schoendienst, Red	2009
Ens, Jewel	1950	Seeds, Bob	2010
Garr, Ralph	2008	Selkirk, George	1958
Gilhooley, Sr., Frank	2008	Shaughnessy, Frank	1947
Grich, Bobby	2010	Short, Bill	2009
Grove, Robert "Lefty"	2008	Silver, Morrie	2008
Hamlin, Luke	1955	Simone, Anthony "Tex"	2008
Hauser, Joe	2008	Sisler, Jr., George	2007
Herrera, Frank "Pancho"	2008	Smythe, William "Harry"	1959
Holly, Ed	1949	Southworth, Billy	1947
Hopper, Clay	2009	Stallings, George	1959
Howley, Dan	1950	Stevens, Ed	2009
Hutchinson, Fred	1954	Thomas, Alphonse "Tommy"	1948
Jacobson, Merwin	1955	Tiefenauer, Bobby	2008
Keller, Charlie	1947	Toporcer, George	1949
Kelly, Bill	1954	Triplett, Coaker	2010
Kisinger, Charles "Rube"	2009	Tucker, Ollie	2008
Knight, Joe	2009	Verdi, Frank	2008
Lanigan, Ernest	1947	Walker, Fred "Dixie"	1947
Lasorda, Tommy	2008	Walker, Harry "The Hat"	2009
Maisel, Frederick "Fritz"	1959	Walsh, Jimmy	1958
Mamaux, Al	1951	Whitman, Hobart "Rabbit"	2008
Manley, William	1953	Wilson, Archie	2008
McCarthy, Joe	1956	Wiltse, George	1952
McGowan, Frank	1947		
Mele, Albert "Dutch"	2009		

2011 IL HOF INDUCTEES

STEVE BALBONI – Steve Balboni entered the International League in 1981 with a ton of expectations. The former All-American from Eckerd College in Florida had been selected by the Yankees in the second round of the 1978 draft. He was named Most Valuable Player of the Florida State League in 1979 and of the Southern League in 1980, having led both circuits in home runs and RBI.

Upon joining the Clippers for his third professional season, Balboni continued to display the power that earned him the nickname “Bye Bye”. In 125 games, Balboni slugged 33 long balls and drove in 98 runs, both International League bests. Columbus won the pennant by 5.0 games before going on to defeat Rochester and Richmond in the Governors’ Cup playoffs.

The next season Balboni nearly matched his incredible power numbers despite playing in 42 fewer games. His 32 home runs were again enough to pace the League while Balboni added 86 RBI and a .284 batting average before receiving a promotion to New York.

Back in Columbus for much of the 1983 campaign, Balboni cemented his legacy as one of the great power hitters in League history. He crushed 27 more home runs to bring his career total with the Clippers to 92, still the franchise record. The Columbus team won another pennant in 1983, Balboni’s last season in the International League.

Balboni enjoyed a distinguished tenure as a Major League player, seeing action in eleven seasons with the Yankees, Royals, Mariners, and Rangers. He hit 181 big league home runs, highlighted by the franchise- record 36 homers he hit for Kansas City during the 1985 World Championship season.

His achievements in the International League have endured long past his retirement. Balboni was inducted into the Columbus Baseball Hall of Fame. He is also the only player in IL history to homer twice in an inning on two separate occasions. The first instance came on July 6, 1981 against Rochester, and then on June 28 of 1982 he did it again at Pawtucket. In the twenty years that followed, an IL player homered twice in an inning just two times.

WADE BOGGS – Wade Boggs reached the International League in 1980 at the age of 21, where he immediately established himself as one of the best hitters in Triple-A Baseball. A ground out in his final at-bat of the 1980 season cost him the League’s batting title as his .306 average was just a fraction of a point behind IL leader Dave Engle of Toledo.

Boggs would get his batting crown the next season, improving his average to .335 and leading the League with 167 hits. In another close race, he narrowly beat out Richmond’s Brett Butler for the title. In addition to batting average and hits, Boggs also established career-high totals that season in doubles (41), home runs (5), RBI (60), and walks (89). He also played a key role in one of the most famous games in IL history when his PawSox defeated Cal Ripken, Jr. and the Rochester Red Wings in 33 innings, baseball’s “Longest Game”. After Rochester had taken a 2-1 lead in the top of the 21st, Boggs tied it with a RBI hit in the bottom of the frame to send the game towards baseball lore.

In 1982 Boggs began a 18-year Major League career that would eventually land him in Cooperstown. He won five American League batting titles with the Boston Red Sox, including four in a row from 1985-88. He made the first of twelve All-Star appearances in 1985. After eleven seasons with the Red Sox, Boggs signed with the New York Yankees, with whom he would win two Gold Gloves and a World Series title in 1996.

The last two years of his big league career were spent with the Tampa Bay Devil Rays. On August 7, 1999 he became the only player in history to hit a home run for his 3,000th hit, and his uniform number 12 was later retired by Tampa Bay.

In 1999, the Sporting News ranked Boggs among the 100 greatest baseball players of all-time, and he was a nominee for the Major League Baseball All-Century Team. He is the only player in MLB history with 200 hits and 100 runs in seven straight seasons.

No Pawtucket player since Boggs has won the International League batting title.

CAL RIPKEN JR. – Cal Ripken, Jr. arrived in Rochester in 1981 for what would be his only season at the Triple-A level. He had been one of the Double-A Southern League’s best hitters in 1980 (25 home runs and 78 RBI), but the 35 errors he committed at shortstop and second base prompted the organization to try him at third base with the Red Wings.

Considered to be one of baseball’s brightest prospects, Ripken excelled in his role for the Red Wings. He launched 58 extra-base hits, including 23 home runs, and even earned a brief promotion to Baltimore during the strike-shortened 1981 season. Before his call to the Orioles, Ripken played in each of Rochester’s 114 games, including the longest game in baseball history. In the infamous contest against Pawtucket, Ripken started at third base and played every one of the game’s 33 innings. His fifteen plate appearances is tied with two of his teammates for the most ever in a single game.

Ripken finished the season with a .288 average. He was named the International League Rookie of the Year and the third baseman on the League’s Postseason All-Star Team.

In 1982 he joined the Orioles full-time and achieved instant success as the American League Rookie of the Year, beating out Boston’s Wade Boggs for the honor. The next year he led the Orioles to a World Series championship, winning the first of two American League Most Valuable Player Awards.

In May of his first season, he began the consecutive games played streak that didn’t end until September of 1998. Baseball’s “Iron Man” played in 2,632 consecutive games to shatter the record set by Lou Gehrig.

Ripken is a 19-time Major League All-Star and a member of the 3,000-hit club. He was inducted into the National Baseball Hall of Fame in 2007 with 98.53% of the vote, the third highest total in history. He is a best-selling author and the President of Ripken Baseball, Inc., an organization that helps grow baseball at the grass roots level. His uniform number 8 was retired by the Orioles, and he was named by Major League Baseball to the All-Century Team in 1999.

LOUISVILLE ALL-TIME RECORDS

LEAGUE	YEARS	RECORD	PCT.
National League*	1876-77, 1892-99	484-744	.394
American Association*	1882-91	575-638	.474
American Association	1902-62, 1982-97	5,864-5,896	.499
International League		1,356-1,222	.526
Colonels	1968-72	370-341	.520
Redbirds	1998	77-67	.535
RiverBats	1999-2001	218-214	.505
Bats	2002-Present	691-600	.535
ALL-TIME RECORD		8,279-8,500	.495

RECORDS SINCE 1982

YEAR	W-L	PCT.	FIN	H	A	MANAGER	AFF
1982	73-62	.541	T-2 E	41-27	32-35	Joe Frazier	STL
1983	78-57	.578	1 E	43-25	35-32	Jim Fregosi	STL
1984	79-76	.510	T-4	46-32	33-44	Jim Fregosi	STL
1985	74-68	.520	1 E	39-32	35-36	Jim Fregosi	STL
1986	64-78	.451	4 E	34-37	30-41	Jim Fregosi, Dyar Miller, Dave Bialas	STL
1987	78-62	.557	2	42-28	36-34	Mike Jorgensen	STL
1988	63-79	.444	4 E	36-37	27-42	Mike Jorgensen	STL
1989	71-74	.490	4 E	41-32	30-42	Mike Jorgensen	STL
1990	74-72	.507	3 E	48-26	26-46	Gaylen Pitts	STL
1991	51-92	.357	4 E	27-44	24-48	Mark DeJohn	STL
1992	73-70	.510	3 E	43-29	30-41	Krol, Riggins	STL
1993	68-76	.472	3 E	39-33	29-43	Krol, Riggins	STL
1994	74-68	.521	4	42-29	32-39	Joe Pettini	STL
1995	74-70	.514	4	44-28	30-42	Joe Pettini	STL
1996	60-84	.417	4 E	33-39	27-45	Joe Pettini	STL
1997	58-85	.406	4 E	36-36	22-49	Gaylen Pitts	STL
1998	77-67	.535	1 W	41-31	36-36	Gary Allenson	MIL
1999	63-81	.437	3 W	38-34	25-47	Gary Allenson	MIL
2000	71-73	.493	3 W	42-30	29-43	Dave Miley	CIN
2001	84-60	.583	1 W	46-26	38-34	Dave Miley	CIN
2002	79-65	.549	2 W	45-27	34-38	Dave Miley	CIN
2003	79-64	.552	1 W	46-26	33-38	Dave Miley, Mack Jenkins, Rick Burleson	CIN
2004	67-77	.465	2 W	35-37	32-40	Rick Burleson	CIN
2005	66-78	.458	4 W	35-37	31-41	Rick Sweet	CIN
2006	75-68	.524	3 W	43-30	32-38	Rick Sweet	CIN
2007	74-70	.514	2 W	39-33	35-37	Rick Sweet	CIN
2008	88-56	.611	1 W	44-28	44-28	Rick Sweet	CIN
2009	84-58	.592	1 W	45-27	39-31	Rick Sweet	CIN
2010	79-64	.552	1 W	43-29	36-35	Rick Sweet	CIN
TOTAL RECORD: 2,098-2,054 @ HOME: 1,176-909 @ LSF: 463-330							

YEAR-BY-YEAR RECORDS

YEAR	W-L	PCT.	FIN	GB	YEAR	W-L	PCT.	FIN	GB
1876	30-36	.455	5	22	1927	64-103	.383	7	36.5
1877	35-25	.583	2	7	1928	62-106	.369	8 L	37.5
1882	42-38	.525	3	13	1929	75-90	.455	5	35
1883	52-45	.536	5	13.5	1930	93-60	.607	1	2.5
1884	68-40	.630	3	7.5	1931	74-94	.440	7	30.5
1885	53-59	.473	T5	26	1932	67-101	.399	8 L	33
1886	66-70	.485	4	25.5	1933	70-83	.458	6	31.5
1887	76-60	.559	4	19.5	1934	78-74	.513	4	8.5
1888	48-87	.356	7	44	1935	52-97	.349	8 L	36.5
1889	27-111	.196	8 L	66.5	1936	63-91	.409	7	27
1890	88-44	.667	1	10	1937	62-91	.405	8 L	27.5
1891	55-84	.396	7	40	1938	53-100	.346	8 L	38
1892	63-89	.414	9	40	1939	75-78	.490	4	31.5
1893	50-75	.400	11	34	1940	75-75	.500	4	19
1894	36-94	.277	12 L	54	1941	87-66	.569	2	8
1895	35-96	.267	12 L	52.5	1942	78-76	.506	5	6.5
1896	38-93	.290	12 L	53	1943	70-81	.464	5	20
1897	52-78	.400	11	40	1944	85-63	.574	3	14.5
1898	70-81	.464	9	33	1945	84-70	.545	3	9
1899	75-77	.493	9	28	1946	92-61	.601	1	4
1902	92-45	.671	2	2	1947	85-68	.556	2	8
1903	87-54	.617	2	4.5	1948	56-98	.364	8 L	44
1904	77-70	.524	5	18	1949	70-83	.458	6	23
1905	76-75	.503	4	23.5	1950	82-71	.536	5	7.5
1906	71-79	.473	5	21	1951	80-73	.523	4	15
1907	77-77	.500	5	13	1952	77-77	.500	5	24
1908	88-65	.575	2	4	1953	84-70	.500	3	6
1909	93-75	.554	1	2.5	1954	85-68	.556	2	10.5
1910	60-103	.363	8 L	44.5	1955	83-71	.539	4	9
1911	67-101	.339	8 L	33.5	1956	59-93	.388	8 L	32
1912	66-101	.395	7	40	1957	49-105	.318	8 L	44
1913	95-72	.569	3	5	1958	56-95	.371	8 L	33
1914	95-73	.565	2	4	1959	97-65	.599	1 E	2
1915	78-72	.520	4	12	1960	85-68	.556	2	2.5
1916	101-66	.605	1	5.5	1961	80-70	.533	2	6
1917	88-66	.571	3	2.5	1962	71-75	.486	4	17.5
1918	41-36	.532	4	4	1968	72-75	.490	5	11
1919	86-67	.562	3	7.5	1969	77-63	.550	2	1.5
1920	88-79	.527	2	28.5	1970	69-71	.493	6	15
1921	98-70	.583	1	4.5	1971	71-69	.507	5	15
1922	77-91	.458	6	30.5	1972	81-63	.563	1	1
1923	91-77	.542	3	22	1982	73-62	.541	T2 E	1.5
1924	91-76	.545	3	5.5	1983	78-57	.578	1 E	7.5
1925	106-61	.635	1	13.5	PLAYOFF TEAMS IN BOLD				
1926	105-62	.629	1	10					

YEAR-BY-YEAR RECORDS

YEAR	W-L	PCT.	FIN	GB	YEAR	W-L	PCT.	FIN	GB
1984	79-76	.510	T4	12.5	1997	58-85	.406	4E	-28.5
1985	74-68	.521	1 E	2.5	1998	77-67	.535	1W	+0.5
1986	64-78	.451	4 E	16	1999	63-81	.438	3W	-21.5
1987	78-62	.557	2	1	2000	71-73	.493	3W	-10
1988	63-79	.444	4 E	26	2001	84-60	.583	1W+16.5	
1989	71-74	.490	4 E	15.5	2002	79-65	.549	2W	-2
1990	74-72	.490	3 E	11.5	2003	79-64	.552	1W	+3.5
1991	51-92	.357	4 E	30	2004	67-77	.465	2W	-13
1992	73-70	.510	3 E	13.5	2005	66-78	.458	4W	-23
1993	68-76	.472	3 E	13.5	2006	75-68	.524	3W	-1.5
1994	74-68	.521	4	11.5	2007	74-70	.514	2W	-8.5
1995	74-70	.514	4	14	2008	88-56	.611	1W	+13
1996	60-84	.417	4 E	24	2009	84-58	.592	1W+11.5	
					2010	79-64	.552	1W	+1.0

PLAYOFF TEAMS IN BOLD

MANAGER RECORDS SINCE 1982

RANK	MANAGER	RECORD	PCT.	GAMES
1	Rick Sweet	466-394	.542	860
2	Dave Miley	296-245	.547	541
3	Jim Fregosi	263-232	.531	495
4	Mike Jorgensen	212-215	.497	427
5	Joe Pettini	208-222	.484	430
6	Gary Allenson	140-148	.486	288
7	Jack Krol	136-136	.500	272
8	Gaylen Pitts	132-157	.457	289
9	Rick Burleson	83-94	.469	177
10	Joe Frazier	73-62	.541	135
11	Mark DeJohn	51-92	.357	143
12	Dave Bialas	32-42	.432	74
13	Mark Riggins	5-10	.333	15
14	Mack Jenkins	1-0	1.000	1
15	Dyar Miller	0-5	.000	5

FRANCHISE PLAYOFF HISTORY

1939 - Louisville def. Minneapolis in semifinals 4-1; Louisville def. Indianapolis in finals 4-1, **American Association Champions**
 1940 - Louisville def. Columbus in semifinals 4-2; Louisville def. Kansas City in finals 4-0, **American Association Champions**
 1941 - Louisville def. Minneapolis in semifinals 4-2; Columbus def. Louisville 4-1 in finals
 1944 - Louisville def. Milwaukee in semifinals 4-2; Louisville def. St. Paul in finals 4-1, **American Association Champions**
 1945 - Louisville def. Milwaukee in semifinals 4-2; Louisville def. St. Paul in finals 4-2, **American Association Champions**
 1946 - Louisville def. St. Paul in semifinals 4-2; Louisville def. Indianapolis in finals 4-0, **American Association Champions**
 1947 - Louisville def. Minneapolis in semifinals 4-3; Milwaukee def. Louisville in finals 4-3
 1951 - St. Paul def. Louisville in semifinals 4-1
 1953 - Toledo def. Louisville in semifinals 4-3
 1954 - Louisville def. Columbus in semifinals 4-3; Louisville def. Indianapolis in finals 4-3, **American Association Champions**
 1955 - Omaha def. Louisville in semifinals 4-3
 1956 - Fort Worth def. Louisville in semifinals 4-0
 1960 - Louisville def. St. Paul in semifinals 4-2; Louisville def. Denver in finals 4-2, **American Association Champions**
 1961 - Louisville def. Denver in semifinals 4-3; Louisville def. Houston in finals 4-2, **American Association Champions**
 1962 - Louisville def. Indianapolis in semifinals 3-0; Louisville def. Denver in finals 4-2, **American Association Champions**
 1969 - Syracuse def. Louisville in semifinals 3-2
 1983 - Louisville def. Oklahoma City in semifinals 3-2; Denver def. Louisville in finals 4-0
 1984 - Louisville def. Indianapolis in semifinals 4-2; Louisville def. Denver in finals 4-1, **American Association Champions**
 1985 - Louisville def. Oklahoma City in finals 4-1, **American Association Champions**
 1987 - Indianapolis def. Louisville in semifinals 3-2
 1994 Indianapolis def. Louisville in semifinals 3-0
 1995 - Louisville def. Indianapolis in semifinals 3-0; Louisville def. Buffalo in finals 3-2, **American Association Champions**
 1972 - Louisville def. Rochester in semifinals 2-1; Tidewater def. Louisville in finals 3-2
 1998 - Durham def. Louisville in semifinals, 3-0
 2001 - Louisville def. Norfolk in semifinals 3-2; Louisville def. Scranton W/B in finals 1-0, **International League Champions**
 2003 - Durham def. Louisville in semifinals, 3-1
 2008 - Durham def. Louisville in semifinals, 3-1
 2009 - Durham def. Louisville in semifinals, 3-2
 2010 - Durham def. Louisville in semifinals, 3-2

RECORDS BY MONTH

SINCE 1982

YEAR	APRIL	MAY	JUNE	JULY	AUG.	SEPT.	FINAL
1982	9-7	15-15	16-14	20-10	13-16	N/A	73-62
1983	7-6	15-14	20-11	20-12	16-14	N/A	78-57
1984	11-7	17-17	17-15	20-14	12-21	2-2	79-76
1985	8-10	12-12	14-17	19-16	19-13	2-0	74-68
1986	9-5	14-14	11-20	12-20	17-19	1-0	64-78
1987	11-6	15-14	13-16	17-15	19-11	3-0	78-62
1988	8-13	17-13	17-13	11-19	10-20	0-1	63-79
1989	10-14	17-13	14-15	18-12	11-20	1-0	71-74
1990	10-14	17-12	16-14	16-13	13-18	2-1	74-72
1991	8-11	12-19	12-17	7-22	11-21	1-2	51-92
1992	6-9	15-17	20-12	12-14	14-17	6-1*	73-70
1993	10-8	17-13	12-16	17-14	9-22	3-3	68-76
1994	10-11	19-13	17-12	12-18	14-12	2-2	74-68
1995	13-9	19-9	16-15	13-16	12-18	1-3	74-70
1996	8-13	11-17	16-15	12-20	12-18	1-1	60-84
1997	11-15	12-16	10-19	14-15	11-19	0-1	58-85
1998	11-9	14-16	13-14	21-7	15-17	3-4	77-67
1999	7-15	15-15	11-18	14-14	12-17	4-2	63-81
2000	16-6*	12-18	20-10	9-20	13-16	1-3	71-73
2001	14-10	21-9*	12-17	18-11	16-13	3-0	84-60
2002	14-12	18-12	14-15	17-11	14-15	2-0	79-65
2003	15-9	17-12	19-12	13-16	14-15	1-0	79-64
2004	8-13	17-13	13-15	13-16	13-18	3-2	67-77
2005	11-12	14-15	14-15	14-15	11-18	2-3	66-78
2006	11-13	11-16	22-7*	14-15	15-15	2-2	75-68
2007	11-12	17-13	15-14	11-17	17-14	3-0	74-70
2008	16-11	18-12	13-15	18-10	23-7*	0-1	88-56
2009	11-8	12-19	19-9	19-10	19-10	5-2	84-58
2010	7-15	17-13	12-16	22-6*	18-11	3-3	79-64

TOTALS	301-303	447-411	438-418	443-418	413-465	57-39	2098-2054
	.498	.521	.512	.515	.470	.594	.505

* MONTHLY FRANCHISE RECORD



SEASON HITTING RECORDS

SINCE 1982

BATTING AVERAGE

* Norris Hopper (2006)	.347
Lance Johnson (1987)	.333
* Dmitri Young (1996)	.333
Raul Gonzalez (2002)	.333
Kelly Paris (1982)	.328
Chris Sexton (2000)	.324

DOUBLES

* Allen Battle (1994)	44
* Brady Clark (2000)	41
* Raul Gonzalez (2001)	39
Jim Lindeman (1986)	36
Gene Roof (1984)	36
Ron Belliard (1998)	36

AT-BATS

* Vince Coleman (1984)	608
Raul Gonzalez (2001)	539
* Stan Royer (1991)	523
Fred Manrique (1986)	520
Allen Battle (1994)	520

TRIPLES

* Tito Landrum (1983)	12
Lance Johnson (1987)	11
Greg Martinez (1998)	11
# Tim Jones (1993)	10
Chuck Carr (1992)	9
Tripp Cromer (1994)	9
Drew Anderson (2008)	9
Chris Dickerson (2008)	9

HITS

* Allen Battle (1994)	163
Ron Belliard (1998)	163
*Raul Gonzalez (2001)	161
Lance Johnson (1987)	159
Kelly Paris (1982)	158

HOME RUNS

Mike Calise (1982)	33
Jose Oliva (1996)	31
Gary Rajsich (1984)	29
Mike Laga (1987)	29
Scott Krause (1998)	26

RBI

* Kevin Witt (2002)	107
* Jim Adduci (1983)	101
Jim Lindeman (1986)	96
Kevin Barker (1998)	96
Gary Raysich (1984)	95

RUNS

* Ron Belliard (1998)	114
* Allen Battle(1994)	104
* Vince Coleman (1984)	97
* Zack Cozart (2010)	91
Raul Gonzalez (2002)	91

STOLEN BASES

* Vince Coleman (1984)	101
* Chuck Carr (1992)	53
* Greg Martinez (1999)	48
* Alex Cole (1989)	47
# Drew Stubbs (2009)	46

BASE ON BALLS

* Duane Walker (1987)	87
George Bjorkman (1982)	78
* Tom Baine (1989)	76
* Bernard Gilkey (1990)	75
Gene Roof (1982)	74

MOST STRIKEOUTS

*Mike Calise (1982)	156
Aaron Herr (2007)	144
Kevin Witt (2002)	140
Todd Frazier (2010)	127

GAMES

Vince Coleman (1984)	152
# Rod Brewer (1990)	144
* Raul Gonzalez (2001)	142
Jim Lindeman (1986)	139
* Stan Royer (1991)	138

FEWEST STRIKEOUTS/AB

Norris Hopper (2006)	25/383
Jeff Doyle (1982)	31/415
Bien Figueroa (1990)	37/396
William Bergolla (2005)	39/400
Jose Oquendo (1985)	41/384
Victor Rodriguez (1987)	42/422

* LED LEAGUE

TIED FOR LEAGUE LEAD

SEASON PITCHING RECORDS

SINCE 1982

WINS

* Ralph Citarella (1982)	15
* Adam Pettyjohn (2008)	15
# Bob Tewksbury (1989)	13
# Rene Arocha (1992)	12
# Jeff Ballard (1992)	12
Jose Acevedo (2002)	12
Jared Fernandez (2002)	12
Howard Hilton (1989)	12

SAVES

* Mike Perez (1990)	31
* Jon Adkins (2008)	30
Scott Chiasson (2006)	29
* Willie Smith (1994)	29
* Rich Batchelor (1996)	28

WALKS

Mickey Mahler (1984)	88
Kevin Hagen (1985)	87
Mike Dunne (1986)	82
Robert Ellis (1998)	78
Rick Ownbey (1985)	74

GAMES

* Howard Hilton (1989)	70
Steve Peters (1989)	65
* Trever Miller (2002)	65
* Matt Arrandale (1996)	63
Greg Mullins (1998)	61

COMPLETE GAMES

# Steve Baker (1984)	10
# Al Olmsted (1982)	9
Kevin Hagen (1983)	8
* Joe Magrane (1986)	8
Mike Dunne (1986)	7

LOWEST ERA (STARTER)

Bob Tewksbury (1989)	2.43
Jeff Ballard (1992)	2.52
Rene Arocha (1992)	2.70
Omar Olivares (1990)	2.82
Allen Watson (1993)	2.91

LOSSES

* John Martin (1988)	13
* John Frascatore (1996)	13
Mickey Mahler (1984)	12
# Mike Dunne (1986)	12
Bob Sebra (1993)	12

STRIKEOUTS

Mickey Mahler (1984)	142
Rigo Beltran (1996)	132
Matt Maloney (2008)	132
Luke Hudson (2002)	129
Rene Arocha (1992)	128
Jose Acevedo (2002)	128
Aroldis Chapman (2010)	125

INNINGS PITCHED

* Jared Fernandez (2001)	196.1
* Bob Tewksbury (1989)	189.0
* Mike Dunne (1986)	185.2
Kevin Hagen (1984)	176.2
Adam Pettyjohn (2008)	174.1

GAMES STARTED

# Kevin Hagen (1985)	28
# Mike Dunne (1986)	28
Bob Tewksbury (1989)	28
Robert Ellis (1998)	28
# Jared Fernandez (2001)	28
Matt Belisle (2004)	28
# Adam Pettyjohn (2008)	28

SHUTOUTS

* Rheal Cormier (1991)	3
* Mark Clark (1992)	3
10 others at	2

LOWEST ERA (RELIEVER)

Mike Burns (2006)	1.74
Ricky Stone (2007)	1.87
Scott Chiasson (2006)	1.91
Mark Grater (1991)	2.02
Andy Hassler (1984)	2.11

* LED LEAGUE

TIED FOR LEAGUE LEAD

CAREER BATTING RECORDS

SINCE 1982

AT-BATS

Aaron Holbert	1,762
Bill Lyons	1,724
Kevin Barker	1,658
Bien Figueroa	1,477
Gene Roof	1,466

HITS

Aaron Holbert	471
Kevin Barker	455
Gene Roof	441
Bill Lyons	441
Chris Sexton	371

RBI

Kevin Barker	329
Brandon Larson	227
Rod Brewer	221
Stan Royer	209
Jack Ayer	198

STOLEN BASES

Alex Cole	111
Bill Lyons	105
Vince Coleman	101
Greg Martinez	91
Aaron Holbert	87
Tim Jones	82

DOUBLES

Kevin Barker	97
Gene Roof	88
Bill Lyons	82
Stan Royer	80
Aaron Holbert	76
Jack Ayer	76

TRIPLES

Gene Roof	19
Aaron Holbert	18
Tripp Cromer	18
Luis Alicea	17
Alex Cole	17
Bill Lyons	17

HOME RUNS

Kevin Barker	89
Brandon Larson	70
Mike Calise	42
Stan Royer	41
Scott Krause	41

RUNS

Bill Lyons	280
Kevin Barker	279
Aaron Holbert	242
Gene Roof	226
Tim Jones	217
Chris Sexton	217

GAMES

Bill Lyons	544
Aaron Holbert	501
Bien Figueroa	486
Kevin Barker	460
Jack Ayer	408

EXTRA BASE HITS

Kevin Barker	198
Brandon Larson	149
Stan Royer	130
Aaron Holbert	121
Bill Lyons	121

HITTING STREAKS

Brandon Larson (2003)	26
Chris Sexton (2000)	20
Jim Adduci (1984)	18
Luis Alicea (1990-91)	18
Rob Mackowiak (2008)	18
Joey Votto (2007)	17
Lyle Mouton (1999)	17
Allen Battle (1994)	17
Tim Jones (1993)	17
Andy Phillips (2009)	17
Kenny Kelly (2005)	16
Terry Bradshaw (1996)	16
Tom Neito, (1984)	16
Jose Gonzalez (1984)	16
Kelly Paris (1982)	16
Mike Edwards (2002)	15
Chuck Carr (1992)	15
Juan Francisco (2010)	14
Emil Brown (2003)	14
Alex Cole (1989)	14
Andy Van Slyke (1983)	14
Tito Landrum (1983)	14
Kelly Paris (1982)	14
Drew T. Anderson (2008)	14

CAREER PITCHING RECORDS

SINCE 1982

WINS

Ralph Citarella	34
Matt Maloney	32
Rigo Beltran	32
Jared Fernandez	27
Kevin Hagen	26
Rick Ownbey	26
Tom Shearn	26

SAVES

Jon Adkins	40
Mark Grater	39
Mike Perez	35
Carlos Almanzar	34
Rich Batchelor	33
Steve Dixon	33

WALKS

Rick Ownbey	211
Kevin Hagen	190
Ralph Citarella	170
Gibson Alba	160
Tom Shearn	158

GAMES

Brian Shackelford	177
Rich Batchelor	166
Jeff Keener	165
Tim Sherrill	145
Steve Dixon	139

COMPLETE GAMES

Kevin Hagen	16
Rick Ownbey	14
Ralph Citarella	11
Steve Baker	10
Joe Magrane	10

LOSSES

Rigo Beltran	28
Kevin Hagen	27
Brian Barber	27
John Frascatore	24
Rick Ownbey	23

STRIKEOUTS

Matt Maloney	384
Rigo Beltran	357
Rick Ownbey	337
Tom Shearn	324
Brian Barber	301

INNINGS PITCHED

Kevin Hagen	478.0
Rigo Beltran	452.2
Matt Maloney	435.0
Rick Ownbey	425.1
Ralph Citarella	420.2

GAMES STARTED

Kevin Hagen	74
Matt Maloney	73
Rigo Beltran	71
Brian Barber	67
Rick Ownbey	67

HITS ALLOWED

Rigo Beltran	480
Ralph Citarella	463
Kevin Hagen	458
Jared Fernandez	455
Matt Maloney	428
Tom Shearn	389



LHP Matt Maloney enters the 2011 season as the Louisville franchise leader in strikeouts with 384.

YEAR-BY-YEAR LEADERS

SINCE 1982

YEAR	HITS	RUNS	DOUBLES	TRIPLES
1982	Kelly Paris, 158	G. Roof, 78	Kelly Paris, 32	G. Mills/K. Paris/G. Roof,5
1983	Jeff Doyle, 142	Jeff Doyle, 87	Jim Adduci, 29	<i>*Tito Landrum, 12</i>
1984	Vince Coleman, 156	<i>*Vince Coleman, 97</i>	Gene Roof, 36	Gene Roof, 8
1985	Curt Ford, 121	Curt Ford, 73	Casey Parsons, 23	Curt Ford, 6
1986	Fred Manrique, 148	Jim Lindeman, 82	Jim Lindeman, 38	John Morris, 7
1987	Lance Johnson, 159	Lance Johnson, 89	Mike Laga, 35	Lance Johnson, 11
1988	Craig Wilson, 127	Tim Jones, 63	Craig Wilson, 27	Alex Cole, 8
1989	Todd Zeile, 131	Alex Cole, 75	Todd Zeile, 26	Ron Shepherd, 6
1990	Bernard Gilkey, 147	Bernard Gilkey, 83	Bernard Gilkey, 26	B. Gilkey/R.Lankford,8
1991	Stan Royer, 133	Julian Martinez, 52	Stan Royer, 30	Stan Royer, 6
1992	Stan Royer, 125	Chuck Carr, 68	Stan Royer, 31	Chuck Carr, 9
1993	Keith Lockhart, 140	Tim Jones, 72	Van Snider, 29	#Tim Jones, 10
1994	<i>#Allen Battle, 163</i>	<i>*Allen Battle, 104</i>	<i>*Allen Battle, 44</i>	Tripp Cromer, 9
1995	Ray Giannelli, 115	Terry Bradshaw, 65	Tracy Woodson, 35	#Terry Bradshaw, 8
1996	Dmitri Young, 153	<i>*Dmitri Young, 90</i>	Dmitri Young, 31	Dmitri Young, 8
1997	Jeff Berblinger, 135	Terry Bradshaw, 79	Tim Costo, 26	J. Berblinger/E. Marrero,7
1998	<i>Ron Belliard, 163</i>	<i>*Ron Belliard, 114</i>	Ron Belliard, 36	Greg Martinez, 11
1999	Scott Krause, 138	Kevin Barker, 89	Lyle Mouton, 34	Santiago Perez, 8
2000	Brady Clark, 148	Brady Clark, 90	<i>*Brady Clark, 41</i>	Brady Clark, 6
2001	<i>*Raul Gonzalez, 161</i>	<i>*Raul Gonzalez, 90</i>	<i>*Raul Gonzalez, 39</i>	Deion Sanders, 5
2002	Raul Gonzalez, 144	Raul Gonzalez, 91	Kevin Witt, 32	Chris Sexton, 5
2003	Wilton Guerrero, 132	Wilton Guerrero, 68	Corky Miller, 28	Jim Chamblee, 4
2004	Stephen Smitherman, 123	Jermaine Clark, 77	Stephen Smitherman, 35	Ray Olmedo, 7
2005	Pedro Swann, 130	Pedro Swann, 67	Pedro Swann, 29	Chris Denorfia, 6
2006	Norris Hopper, 133	Earl Snyder, 58	Jesse Gutierrez, 27	M. Kata/D. Wise, 4
2007	Joey Votto, 146	Aaron Herr, 75	Aaron Herr, 31	Chris Dickerson, 6
2008	Adam Rosales, 124	Kevin Barker, 73	Adam Rosales, 29	C. Dickerson/D. Anderson,9
2009	Wes Bankston, 122	Luis Bolivar, 60	Todd Frazier, 32	D. McDonald, 9
2010	Zack Cozart, 141	Zack Cozark, 91		4 tied with 4

YEAR	HOME RUNS	RBI	STOLEN BASES	GAMES
1982	<i>Mike Calise, 33</i>	Mike Calise, 91	Kelly Paris, 20	Jose Desa, 130
1983	Jim Adduci, 25	<i>*Jim Adduci, 101</i>	Jose Gonzalez, 26	Jim Adduci, 129
1984	Gary Rajsich, 29	Gary Rajsich, 95	<i>*Vince Coleman, 101</i>	Vince Coleman, 152
1985	C. Parsons/G. Rajsich,10	Jack Ayer, 56	<i>*Curt Ford, 45</i>	Bill Lyons, 134
1986	Jim Lindeman, 20	<i>*Jim Lindeman, 96</i>	Alex Cole, 24	Jim Lindeman, 139
1987	Mike Laga, 29	Mike Laga, 91	Lance Johnson, 42	L. Johnson/M. Laga,116
1988	Mark Ryal, 11	Mark Ryal, 62	Alex Cole, 40	Craig Wilson, 133
1989	Todd Zeile, 19	Todd Zeile, 85	<i>*Alex Cole, 47</i>	Alex Cole, 127
1990	Rod Brewer, 12	Rod Brewer, 83	Bernard Gilkey, 45	<i>#Rod Brewer, 144</i>
1991	Stan Royer, 14	Stan Royer, 74	L. Maclin/T. Jones,19	<i>*Stan Royer, 138</i>
1992	Ozzie Canseco, 22	Rod Brewer, 86	<i>*Chuck Carr, 53</i>	Stan Royer, 124
1993	Barry Lyons, 18	Keith Lockhart, 68	Tim Jones, 13	Keith Lockhart, 132
1994	Scott Coolbaugh, 19	Scott Coolbaugh, 75	Gerald Young, 12	Darrel Deak, 133
1995	Tracy Woodson, 18	Tracy Woodson, 76	Terry Bradshaw, 20	Ray Giannelli, 119
1996	Jose Oliva, 31	Jose Oliva, 86	Terry Bradshaw, 21	Mike Gulan, 123
1997	Eli Marrero, 20	Eli Marrero, 68	Terry Bradshaw, 26	Jeff Berblinger, 133
1998	Scott Krause, 26	Kevin Barker, 96	Greg Martinez, 43	Ron Belliard, 133
1999	Brandon Cromer, 24	Scott Krause, 89	<i>*Greg Martinez, 48</i>	Scott Krause, 133
2000	Brooks Kieschnick, 25	Brooks Kieschnick, 90	Kimera Bartee, 28	Brady Clark, 132
2001	Adam Dunn, 20	Raul Gonzalez, 66	Wilton Guerrero, 12	<i>*Raul Gonzalez, 142</i>
2002	Brandon Larson, 25	<i>*Kevin Witt, 107</i>	Raul Gonzalez, 9	Kevin Witt, 131
2003	Brandon Larson, 20	Brandon Larson, 74	Wilton Guerrero, 30	Wilton Guerrero, 126
2004	Rob Stratton, 12	Jim Chamblee, 63	Aaron Holbert, 32	Stephen Smitherman, 129
2005	Pedro Swann, 18	Pedro Swann, 85	Kenny Kelly, 18	Pedro Swann, 127
2006	Earl Snyder, 17	Earl Snyder, 77	Norris Hopper, 25	Earl Snyder, 127
2007	Joey Votto, 22	Joey Votto, 92	Chris Dickerson, 23	Joey Votto, 133
2008	Kevin Barker, 21	Kevin Barker, 77	Chris Dickerson, 26	Adam Rosales, 117
2009	Kevin Barker, 22	Wes Bankston, 75	<i>#Drew Stubbs, 46</i>	Wes Bankston, 122
2010	Wladimir Balentien, 25	Wladimir Balentien, 78	Zack Cozart, 30	Zack Cozart, 136

YEAR-BY-YEAR LEADERS

SINCE 1982

YEAR	WINS	LOSSES	SAVES	INNINGS
1982	<i>*Ralph Citarella, 15</i>	Al Olmsted, 9	Dyar Miller, 10	Al Olmsted, 161.1
1983	Jeff Keener, 11	Kevin Hagen, 9	Jeff Keener, 12	Ricky Horton, 157
1984	S. Baker/K. Hagen,10	Mickey Mahler, 12	Andy Hassler, 10	Kevin Hagen, 176.2
1985	Hagen/Martinez/Ownbey,10	K. Hagen/R. Ownbey,9	Pat Perry, 14	Kevin Hagen, 170
1986	M. Dunne/J. Magrane,9	<i>*Mike Dunne, 12</i>	Bill Earley, 15	<i>*Mike Dunne, 185.2</i>
1987	Paul Cherry, 11	Ray Soff, 9	<i>*Joe Boever, 21</i>	Greg Bargar, 130.2
1988	John Martin, 7	<i>*John Martin, 13</i>	John Costello, 11	John Martin, 154
1989	#Bob Tewksbury, 13	S. Arnold/J. Fassero, 10	Matt Kinzer, 15	<i>*Bob Tewksbury, 189</i>
1990	Carpenter/Clarke/Olivares,10	Omar Olivares, 11	<i>*Mike Perez, 31</i>	Omar Olivares, 159.1
1991	Rheal Cormier, 7	Jamie Moyer, 10	Mark Grater, 12	Rheal Cormier, 127.2
1992	#R. Arocha/J. Ballard,12	J. Ballard/M. Grater,8	<i>*Mark Grater, 24</i>	Paul Kilgus, 168.1
1993	B. Sebra/T. Urbani,9	Bob Sebra, 12	Steve Dixon, 20	Bob Sebra, 145
1994	Rigo Beltran, 11	Rigo Beltran, 11	<i>*Willie Smith, 29</i>	Kerry Knox, 149
1995	T.J. Mathews, 9	Rigo Beltran, 9	<i>*Cory Bailey, 25</i>	Nate Minchey, 147.1
1996	R. Beltran/S. Lowe,8	<i>*John Frascatore, 13</i>	<i>*Rich Batchelor, 28</i>	John Frascatore, 156.1
1997	Brady Raggio, 8	Brady Raggio, 11	Brian Maxcy, 9	Brady Raggio, 138
1998	Rod Henderson, 11	Tim VanEgmond, 11	R. Greene/G. Mullins,18	Robert Ellis, 150.1
1999	R. Henderson/K. Peterson,7	S. Faltiesek/R. Henderson,11	Reggie Harris, 16	Horacio Estrada, 131.2
2000	Steve Soderstrom, 9	Steve Soderstrom, 11	Rick Greene, 7	Steve Soderstrom, 137.1
2001	Jared Fernandez, 10	Arnie Gooch, 10	Chris Nichting, 17	<i>*Jared Fernandez, 196.1</i>
2002	J. Fernandez/J. Acevedo,12	L. Hudson/B. Reith,9	Mike Neu, 16	Jose Acevedo, 154.2
2003	Scott Randall, 10	Lance Davis, 9	Carlos Almanzar, 23	Lance Davis, 138.1
2004	Matt Belisle, 9	Matt Belisle, 11	Aaron Myette, 19	Matt Belisle, 162.2
2005	Chris Booker, 8	Jerome Robertson, 11	Chris Booker, 20	Elizardo Ramirez, 131.1
2006	C. Michalak/T. Shearn,9	Mike Gosling, 8	Scott Chiasson, 29	Chris Michalak, 132.1
2007	Phil Dumatrait, 10	Tom Shearn, 10	Ricky Stone, 16	Tom Shearn, 143.2
2008	<i>*Adam Pettyjohn, 15</i>	Homer Bailey, 7	<i>*Jon Adkins, 30</i>	Adam Pettyjohn, 174.1
2009	Sam LeCure, 10	Matt Maloney, 9	J. Roenicke/L. Ondrusek,12	Sam LeCure, 143.1
2010	Matt Maloney, 10	Chad Reineke, 9	Jon Adkins, 10	Matt Maloney, 134.2

YEAR	STRIKEOUTS	GAMES	STARTS	COMPLETE GMS
1982	Jose Brito, 94	Dan Morogiello, 57	Ralph Citarella, 25	#Al Olmsted, 9
1983	Ricky Horton, 92	<i>*Jeff Keener, 60</i>	Rick Horton, 24	Kevin Hagen, 8
1984	<i>Mickey Mahler, 142</i>	Jeff Keener, 53	K. Hagen/M. Mahler,26	<i>#Steve Baker, 10</i>
1985	<i>*Todd Worrell, 126</i>	Pat Perry, 45	<i>#Kevin Hagen, 28</i>	M. Anderson/R. Ownbey,5
1986	Mike Dunne, 94	Bill Earley, 52	<i>#Mike Dunne, 28</i>	<i>#Joe Magrane, 8</i>
1987	Paul Cherry, 89	Dick Grapenthin, 55	Greg Bargar, 19	Dave LaPoint, 4
1988	John Martin, 84	<i>*Gibson Alba, 58</i>	John Martin, 25	Several, 1
1989	Gibson Alba, 109	<i>*Howard Hilton, 70</i>	<i>#Bob Tewksbury, 28</i>	B. Tewksbury/S. Arnold,2
1990	Ken Hill, 104	<i>#Mike Perez, 57</i>	Omar Olivares, 23	Omar Olivares, 5
1991	R. Cormier/S. Clarke,74	Mark Grater, 58	Rheal Cormier, 21	Rheal Cormier, 3
1992	Rene Arocha, 128	Mark Grater, 54	Paul Kilgus, 26	M. Clark/P. Kilgus,4
1993	Kevin Meier, 98	Steve Dixon, 57	Bob Sebra, 26	Paul Kilgus, 4
1994	Rob Wishnevski, 105	<i>*Steve Dixon, 59</i>	Kerry Knox, 24	J. Frascatore/R. Wishnevski,2
1995	Brian Barber, 94	C. Bailey/M. Raczka,55	N. Minchey/R. Beltran,24	M. Petkovsek/A. Benes,2
1996	Rigo Beltran, 132	<i>*Matt Arrandale, 63</i>	John Frascatore, 21	R. Beltran/J. Frascatore,3
1997	Sean Lowe, 117	Matt Arrandale, 56	Sean Lowe, 23	Manny Aybar, 3
1998	Tim VanEgmond, 99	Greg Mullins, 61	<i>#Robert Ellis, 28</i>	R. Henderson/G. Beck,1
1999	Horacio Estrada, 112	J. Borowski/H. Ramirez,58	Horacio Estrada, 24	H. Estrada/K. Peterson,1
2000	John Riedling, 75	John Riedling, 53	Steve Soderstrom, 22	L. Luebbers/W. Roberts,2
2001	Jared Fernandez, 118	Matt Skrmetta, 46	<i>#Jared Fernandez, 28</i>	Jared Fernandez, 4
2002	Luke Hudson, 129	<i>*Trevor Miller, 65</i>	Jose Acevedo, 23	J. Fernandez/C. Reitsma,1
2003	Scott Randall, 86	Mark Watson, 44	Lance Davis, 22	Seth Etherton, 2
2004	Brandon Claussen, 111	<i>*Brian Shackelford, 59</i>	<i>#Matt Belisle, 28</i>	<i>#Seth Etherton, 3</i>
2005	Tom Shearn, 93	Chris Booker, 59	Elizardo Ramirez, 21	None
2006	Mike Gosling, 100	<i>*Scott Chiasson, 60</i>	M. Gosling/C. Michalak,22	P. Dumatrait/J. Mays,1
2007	Tom Shearn, 109	Ricky Stone, 59	Tom Shearn, 24	B. Livingston/S. Kelly,1
2008	Matt Maloney, 132	Jon Adkins, 57	<i>#Adam Pettyjohn, 28</i>	Matt Maloney, 2
2009	Matt Maloney, 125	Pedro Viola, 54	Sam LeCure, 25	Matt Maloney, 3
2010	Aroldis Chapman, 125	Enerio Del Rosario, 50	Matt Maloney, 23	S. LeCure/A. Chapman, 1

LOUISVILLE GRAND SLAMS

SINCE 1982

NO.	DATE	PLAYER	OPPONENT	PITCHER
1.	6/7/82	Dave Kable	Denver	Will McEnaney
2.	8/4/82	David Green	Denver	Victor Cruz
3.	6/12/83	Tito Landrum	@ Indianapolis	Bob Tufts
4.	6/26/83	Jim Adduci	@ Iowa	Rick Bordi
5.	6/28/83	Gene Roof	@ Evansville	Randy O'Neal
6.	7/26/83	Jim Adduci	@ Oklahoma City	Ron Musselman
7.	5/15/84	Gary Rajsich	Indianapolis	Greg Barger
8.	5/15/84	Mark Salas	Indianapolis	Craig Eaton
9.	6/28/84	Vic Harris	Iowa	Reggie Patterson
10.	7/13/84	Gary Rajsich	Indianapolis	Eric Mustad
11.	7/31/84	Jim Adduci	Denver	Tom Brennan
12.	8/4/84	Mark Salas	Oklahoma City	Glenn Cook
13.	8/11/84	Jack Ayer	@ Oklahoma City	Tony Fossas
14.	4/15/85	Curt Ford	Indianapolis	Dick Grapenthin
15.	6/16/85	John Morris	@ Buffalo	Scott Stranski
16.	4/27/86	Casey Parsons	Indianapolis	Larry Groves
17.	5/5/86	Jim Lindeman	Indianapolis	Randy St. Clair
18.	6/5/86	Casey Parsons	Omaha	Theo Shaw
19.	6/28/86	Bill Lyons	Indianapolis	Bob Owchinko
20.	6/21/87	Mark Dougherty	v. Denver (Junction, CO)	Al Jones
21.	8/10/87	Luis Alicea	Denver	Mark Ciardi
22.	8/21/87	Mike Laga	@ Nashville	Mario Soto
23.	8/5/88	Mike Fitzgerald	Buffalo	Randy Kramer
24.	4/12/89	Luis Alicea	Buffalo	Mike Walker
25.	4/17/89	Todd Zeile	Indianapolis	Jay Baller
26.	5/9/90	Ray Lankford	Nashville	Rodney Imes
27.	7/20/90	Rod Brewer	Scranton W/B	Tim Mauser
28.	5/31/91	Julian Martinez	Syracuse	Pat Hentgen
29.	8/20/91	Greg Carmona	Indianapolis	Dave Wainhouse
30.	5/7/92	Ed Fulton	Buffalo	Mark Petkovsek
31.	6/18/92	Rod Brewer	Indianapolis	Bill Risley
32.	7/6/92	Ozzie Canseco	@ Nashville	Tony Menendez
33.	8/16/92	Ozzie Canseco	Indianapolis	Mike LaCoss
34.	9/1/92	Lonnie Maclin	Indianapolis	Bill Risley
35.	6/14/94	Darrel Deak	Oklahoma City	Mike Walker
36.	6/15/94	Phil Stephenson	Oklahoma City	Jose Alberro
37.	7/11/94	Gerald Young	Omaha	Tim Peek
38.	8/26/94	Darrel Deak	@ Omaha	Jeff Parrett
39.	4/28/95	Ray Giannelli	Oklahoma City	Julio Santanna
40.	5/3/95	Ray Giannelli	@ Oklahoma City	Julio Santanna
41.	5/23/95	Geronimo Pena	@ Omaha (G1)	Brian Harrison
42.	5/9/96	Jose Oliva	Nashville	Steve Schrenk
43.	5/18/96	Jose Oliva	New Orleans	Cris Carpenter
44.	6/22/96	Tripp Cromer	@ New Orleans	Joe Slusarski
45.	8/5/96	Mike Gulan	@ Buffalo	Darryl Scot
46.	8/11/96	Micah Franklin	Omaha	Mark Kiefer
47.	4/19/97	Micah Franklin	@ Oklahoma City	Scott Bailes
48.	5/17/97	Tim Costo	@ Nashville	Chris Clemons
49.	5/30/97	Ray Giannelli	Buffalo	Steve Kline
50.	6/23/97	Terry Bradshaw	Omaha	Brian Harrison
51.	8/6/97	Tim Costo	@ Omaha	Jason Grimsley
52.	4/21/98	Brian Banks	@ Charlotte	Matt Mantei
53.	5/31/98	Kevin Barker	Buffalo	Anthony Young
54.	7/5/98	Geoff Jenkins	@ Indianapolis	Joey Eischen
55.	7/17/98	Kevin Barker	@ Norfolk	Brad Clontz
56.	8/24/98	Jorge Brito	@ Charlotte	Rey Mendoza

LOUISVILLE GRAND SLAMS

SINCE 1982

NO.	DATE	PLAYER	OPPONENT	PITCHER
57.	4/10/99	Brandon Cromer	Columbus	Jeff Juden
58.	7/26/99	Mickey Lopez	Buffalo	Jim Brower
59.	8/1/99	Brandon Cromer	Indianapolis	Giovanni Carrara
60.	8/21/99	Robbie Cancel	@ Durham	Dan Wheeler
61.	4/11/00	Mike Bell	@ Richmond	Don Wengert
62.	5/6/00	Kimera Bartee	@ Indianapolis	Mike Busby
63.	6/6/00	Ron Wright	Scranton W/B	Mark Brownson
64.	6/16/00	Jason LaRue	@ Ottawa	Scott Mitchell
65.	7/8/00	Mike Frank	@ Richmond	Luis Rivera
66.	7/18/00	Brooks Kieschnick	Toledo	Steve Sparks
67.	8/19/00	Mike Bell	@ Columbus	Mike Bertotti
68.	5/27/01	Adam Dunn	Syracuse	Pat Daneker
69.	6/24/01	D.T. Cromer	@ Buffalo	Nerio Rodriguez
70.	8/29/01	Damon Buford	@ Toledo	Shane Hearn
71.	4/13/02	Brandon Larson	@ Charlotte	Steve Schrenk
72.	5/6/02	Brandon Larson	@ Buffalo	Heath Murray
73.	5/8/02	Brandon Larson	Rochester	Kris Foster
74.	5/13/02	Kevin Witt	Syracuse	Brian Bowles
75.	4/13/03	Jacob Cruz	Durham	Luis de los Santos
76.	6/4/03	Corky Miller	Richmond	Buddy Hernandez
77.	6/19/03	Brandon Larson	@ Columbus	Andy Beal
78.	8/27/03	Felipe Crespo	@ Columbus	Jorge DePaula
79.	5/8/04	Jim Chamblee	Charlotte	Enemencio Pacheco
80.	5/27/04	Felipe Lopez	Durham	Dicky Gonzalez
81.	6/30/04	Kenny Kelly	@ Richmond	Chuck Smith
82.	4/19/05	Pedro Swann	@ Norfolk	Jae Seo
83.	5/28/05	Alex Fernandez	Syracuse	Michael Nannini
84.	7/25/05	Aaron Holbert	Toledo	John Ennis
85.	4/20/06	Andy Abad	Syracuse	David Purcey
86.	7/8/06	Jesse Gutierrez	Columbus	Mark Corey
87.	4/8/07	Joey Votto	Toledo	Corey Hamman
88.	5/7/07	Ryan Jorgensen	Ottawa	Rick Bauer
89.	5/21/07	Joey Votto	@ Columbus	Felix Diaz
90.	6/4/07	Mark Bellhorn	@ Durham	Jeff Ridgeway
91.	8/9/07	Paul Janish	Indianapolis	Marty McLeary
92.	8/9/07	Aaron Herr	Indianapolis	Josh Sharpless
93.	8/13/07	Jeff Bannon	@ Indianapolis	Jonah Bayliss
94.	4/27/08	Paul Janish	Columbus	Arnie Munoz
95.	5/8/08	Andy Phillips	@ Norfolk	Jon Leicester
96.	5/22/08	Kevin Barker	@ Toledo	Eddie Bonine
97.	6/17/08	Kevin Barker	@ Rochester	Danny Graves
98.	7/1/08	Chris Dickerson	@ Indianapolis	Jason Davis
99.	7/27/09	Kevin Barker	@ Syracuse	Dave Williams
100.	8/6/09	Kevin Barker	@ Rochester	Kevin Mulvey
101.	7/2/10	Yonder Alonso	@ Durham	Joe Bateman
102.	7/27/10	Wladimir Balentien	Charlotte	Matt Zaleski
103.	8/18/10	Devin Mesoraco	Syracuse	Atahualpa Severino
104.	8/19/10	Devin Mesoraco	Syracuse	Andrew Kown

GRAND SLAM LEADERS

SINCE 1982

SINGLE SEASON (INDIVIDUAL)	Brandon Larson, 2002	3
SINGLE SEASON (TEAM)	1984, 2000, 2007	7
CAREER	Kevin Barker	6
	Brandon Larson	4
	Jim Adduci	3
	Ray Giannelli	3

TWO HOME RUN GAMES

SINCE 1982

DATE	PLAYER	OPP	DATE	PLAYER	OPP
5/19/82	Mike Calise	@ WIC	7/17/96	Micah Franklin	OKC
6/27/82	Joe Desa	IOWA	8/3/96	Mike Gulan	@ BUF
7/8/82	Kelly Paris	WIC	6/30/97	Eli Marrero	@ OMA
8/15/82	Mike Calise	@ IOWA (G1)	8/6/97	Tim Costo	@ OMA
5/13/83	Andy Van Slyke	@ WIC	4/14/98	Brian Banks	TOL
6/11/83	Jim Adduci	@ IND	5/1/98	Brian Banks	@ IND
7/18/83	Jim Adduci	WIC	5/29/98	Scott Krause	RIC
7/21/83	Jim Adduci	@ DEN	5/31/98	Kevin Barker	BUF
4/18/84	Jim Adduci	@ WIC	6/19/98	Kevin Barker	OTT
4/19/84	Gary Rajsich	@ WIC	7/3/98	Eric Owens	TOL
6/23/84	Tom Nieto	@ IOWA	7/9/98	Geoff Jenkins	CHA
7/4/84	Jim Adduci	IND	7/21/98	Scott Krause	@ TOL
7/31/84	Gary Rajsich	WIC	9/6/98	Scott Krause	IND
6/22/85	Tom Pagnozzi	NAS	4/19/99	Kevin Barker	@ RMD
9/2/85	Casey Parsons	IND	4/20/99	Kevin Barker	NOR
7/28/86	Jim Lindeman	@ OKC (G2)	5/16/99	Brandon Cromer	@ PAW
8/6/86	Duane Walker	OKC	5/16/99	Luis Ortiz	@ PAW
4/18/87	Mark Dougherty	@ IOWA	5/29/99	Yamil Benitez	ROC
6/20/87	Mike Laga	@ DEN	6/3/99	Lyle Mouton	CHA
6/21/87	Mark Dougherty	@ DEN	6/6/99	Lyle Mouton	@ DUR
7/26/87	Tom Pagnozzi	@ DEN	6/8/99	Brandon Cromer	CHA
8/5/87	Mike Laga	@ DEN	7/20/99	Brandon Cromer	NOR
8/8/87	Mike Laga	@ OKC	7/30/99	Lyle Mouton	@ RMD
6/15/88	Mike Fitzgerald	@ ME	8/21/99	Brandon Cromer	@ DUR
8/16/88	Mike Fitzgerald	@ DEN	4/11/00	Mike Bell	@ RMD
8/31/89	Alex Cole	BUF	5/2/00	Brooks Kieschnick	TOL
8/31/89	Leon Durham	BUF	5/2/00	D.T. Cromer	TOL
7/7/90	Ray Lankford	IND	5/13/00	Brooks Kieschnick	@ CHA
8/4/91	Lonnie Maclin	IOWA	6/14/00	Kimera Bartee	@ SYR
5/27/92	Chuck Carr	@ IND	6/24/00	Guillermo Garcia	PAW
6/8/92	Rod Brewer	DEN	5/2/01	Bill Selby	@ DUR
6/14/92	Brian Jordan	@ DEN	5/21/01	Adam Dunn	@ PAW
6/17/92	Tracy Woodson	IND	6/9/01	Adam Dunn	DUR
7/6/92	Ozzie Canseco	@ NAS	6/14/01	Adam Dunn	BUF
7/19/92	Ozzie Canseco	IOWA	8/1/01	Robin Jennings	NOR
7/29/92	Ozzie Canseco	@ OMA	8/19/01	Bill Selby	CHA
8/23/92	Todd Zeile	@ DEN	8/29/01	Corky Miller	@ TOL
4/16/93	Stan Royer	@ IOWA	8/29/01	Brandon Larson	@ TOL
4/18/93	Ozzie Canseco	@ OMA	4/13/02	Brandon Larson	@ CHA
4/27/93	Ozzie Canseco	@ OKC	4/14/02	Mike Stefanski	@ CHA
5/15/93	Barry Lyons	@ NAS	4/29/02	Kevin Witt	@ SWB
6/18/93	Keith Lockhart	BUF	5/13/02	Ben Broussard	SYR
7/1/93	Ed Fulton	NAS	6/11/02	Brandon Larson	SWB
7/28/93	D. J. Dozier	@ OMA	6/17/02	Brandon Larson	@ NOR
7/28/93	Howard Prager	@ OMA	4/5/03	Jason Maxwell	@ TOL
8/16/93	Van Snider	NO	4/27/03	Jacob Cruz	TOL
4/8/94	John Mabry	@ IOWA	4/29/03	Brandon Larson	TOL
4/10/94	Darrel Deak	@ OMA	6/1/03	Emil Brown	@ SYR (G1)
5/14/94	Scott Coolbaugh	OMA	7/29/03	Wily Mo Pena	TOL
6/17/94	Scott Coolbaugh	NO	8/23/03	Calvin Pickering	IND
6/23/94	Skeets Thomas	@ OKC	5/3/04	Jim Chamblee	@ CHA
8/2/94	John Mabry	IND	5/3/04	Dane Sardinha	@ CHA
5/10/95	Tracy Woodson	@ IND	6/3/04	Brandon Larson	@ SWB
5/16/95	Domingo Martinez	OMA	6/16/04	Jim Chamblee	BUF
7/14/95	Tracy Woodson	BUF	6/27/04	Corky Miller	ROC
8/7/95	Dan Cholowsky	@ NAS	7/22/04	Rob Stratton	@ OTT
8/28/95	Ray Giannelli	BUF	7/25/04	Rob Stratton	@ ROC
5/4/96	Jose Oliva	@ OMA	8/25/04	Rob Stratton	@ COL
5/31/96	Jose Oliva	IOWA	4/9/05	Rob Stratton	OTT
8/20/96	Jose Oliva	@ IOWA			

TWO HOME RUN GAMES

SINCE 1982

DATE	PLAYER	OPP	DATE	PLAYER	OPP
6/17/05	Edwin Encarnacion	@ DUR	7/29/08	Kevin Barker	@ CHA
7/1/05	Pedro Swann	@ ROC	8/27/08	Luis Bolivar	@ IND
7/16/05	Alex Pelaez	@ CHA	8/29/08	Kevin Barker	@ IND
7/25/05	Alex Fernandez	TOL	4/26/09	Kevin Barker	@ TOL
4/29/06	Rob Stratton	TOL	5/11/09	Danny Dorn	SWB
6/8/06	Andy Abad	SWB	6/22/09	Darnell McDonald	GWN
4/24/07	Dewayne Wise	RIC	7/11/09	Wes Bankston	COL
5/14/07	Chad Moeller	SYR	8/28/09	Juan Francisco	COL
5/19/07	Dewayne Wise	@ COL	5/23/10	Todd Frazier	SWB
5/30/07	Josh Hamilton	@ CHA	5/30/10	Wladimir Balentien	GWN
7/21/07	Jay Bruce	@ PAW	6/5/10	Luis Terrero	PAW
7/26/07	Joey Votto	@ SWB	7/6/10	Juan Francisco	IND
7/29/07	Aaron Herr	DUR	7/15/10	Juan Francisco	LHV
8/9/07	Aaron Herr	IND	7/20/10	Michael Griffin	@CHA
8/17/07	Joey Votto	@ CHA	7/23/10	Wladimir Balentien	@GWN
8/18/07	Joey Votto	@ CHA	8/4/10	Michael Griffin	@COL
5/25/08	Andy Green	@ TOL	8/24/10	Wladimir Balentien	IND
6/5/08	Alvin Colina	TOL	9/3/10	Michael Griffin	@IND
6/24/08	Adam Rosales	ROC			
7/3/08	Alvin Colina	IND			

* Both of John Maxwell's home runs on 4/5/03 at Toledo occurred in 2nd inning

THREE HOME RUN GAMES

SINCE 1982

DATE	PLAYER	OPP
6/22/87	Tom Pagnozzi	OKC
8/25/87	Dan Driessen	@ BUF
7/2/96	Jose Oliva	BUF
7/5/05	Austin Kearns	@ IND

INDIVIDUAL LEADERS

MULTI HOME RUN GAMES (SEASON) Brandon Cromer (1999) 4

MULTI HOME RUN GAMES (CAREER) Kevin Barker 7

TEAM HIGHS

MULTI HOME RUN GAMES (SEASON)		
	1999	11
	2007	10
	2010	10
	1998	9
	1993	9
	2008	8
	2003	8
	2001	8
	1992	8
	1987	8

MULTI HOME RUN GAMES (BY DECADE)		
	2010's	10
	2000's	64
	1990's	58
	1980's	29

IL / HISTORY

INSIDE-THE-PARK HOME RUNS

LOUISVILLE SLUGGER FIELD ERA (2000-PRESENT)

BY LOUISVILLE

BY OPPONENTS

DATE	PLAYER	OPP	DATE	PLAYER	SITE
4/17/04	Reggie Taylor	NOR	6/22/01	Karim Garcia (BUF)	Buffalo
8/21/09	Chris Heisey	@ IND	8/7/06	Craig Stansberry (IND)	LSF
7/30/10	Wilkin Castillo	vs CHA			

TRIPLE-A ALL-STAR GAMES

YEAR	DATE	SCORE	LOCATION	STADIUM
1988	July 15	AL 2, NL 1	Buffalo, NY	Pilot Field
1989	July 12	NL 8, AL 3	Columbus, OH	Cooper Stadium
1990	July 11	NL 8, AL 5	Las Vegas, NV	Cashman Field
1991	<i>July 10</i>	<i>NL 6, AL 5</i>	<i>Louisville, KY</i>	<i>Cardinal Stadium</i>
1992	July 5	AL 2, NL 1	Richmond, VA	The Diamond
1993	July 14	NL 14, AL 3	Albuquerque, NM	Sports Stadium
1994	July 13	NL 8, AL 5	Nashville, TN	Greer Stadium
1995	July 12	AL 9, NL 0	Moosic, PA	Lackawanna Co. Stadium
1996	July 10	NL 2, AL 1	Salt Lake City, UT	Franklin Quest Field
1997	July 9	AL 5, NL 3	Des Moines, IA	Sec Taylor Stadium
1998	July 8	IL 8, PCL 4	Norfolk, VA	Harbor Park
1999	July 14	PCL 9, IL 5	New Orleans, LA	Zephyr Field
2000	July 11	PCL 8, IL 2	Rochester, NY	Frontier Field
2001	July 11	PCL 9, IL 5	Indianapolis, IN	Victory Field
2002	July 10	PCL 5, IL 0	Oklahoma City, OK	Bricktown Ballpark
2003	July 16	IL 13, PCL 9	Memphis, TN	Autozone Park
2004	July 14	IL 4, PCL 3	Pawtucket, RI	McCoy Stadium
2005	July 13	PCL 11, IL 5	Sacramento, CA	Raley Field
2006	July 12	IL 6, PCL 0	Toledo, OH	Fifth Third Field
2007	July 11	IL 7, PCL 5	Albuquerque, NM	Isotopes Park
2008	<i>July 16</i>	<i>PCL 6, IL 5</i>	<i>Louisville, KY</i>	<i>Louisville Slugger Field</i>
2009	July 15	IL 6, PCL 5	Portland, OR	PGE Park
2010	July 14	IL 2, PCL 1	Allentown, PA	Coca-Cola Park
2011	July 13	IL vs. PCL	Salt Lake City, UT	Spring Mobile Ballpark

SERIES RECORDS

NL 6, AL 4 (1988-97)

PCL 6, IL 6 (1998-Present)

LOUISVILLE ALL-STARS

1988	Dave Rajsich, LHP	1988	Kieschnick, OF; Jason LaRue, C
1989	Todd Zeile, C	2001	Adam Dunn (MVP), OF; Raul Gonzalez, OF; Chris Sheff, OF
1990	Bernard Gilkey, OF; Ken Hill, RHP; Mike Perez, RHP	2002	Raul Gonzalez, OF; Brandon Larson, INF; Kevin Witt, DH; Dave Miley, Mgr; John Young, Trainer
1991	Tim Sherrill, LHP; Ray Stephens, C	2003	Brandon Larson, INF; Emil Brown, OF (injured)
1992	Rod Brewer, OF; Rene Arocha, RHP	2004	Dane Sardinha, C; Rick Burleson, Coach
1993	Keith Lockhart, INF; Steve Dixon, LHP, Tripp Cromer, INF; Allen Watson, LHP	2005	Edwin Encarnacion, INF (MVP)
1994	Steve Dixon, LHP; Gary Buckels, RHP; Allen Battle, INF; Scott; Coolbaugh, INF Joe Pettini, Coach	2006	Chris Denorfia, OF
1995	Cory Bailey, RHP	2007	Phil Dumatrait, LHP; Jeff Keppinger, INF; Joey Votto, INF
1996	Dmitri Young, INF; Matt Arrandale, RHP	2008	Jon Adkins, RHP; Ryan Hanigan, C; Rick Sweet, Coach; Chris Lapole, Trainer
1997	Eli Marrero, C	2009	Justin Lehr, RHP; Drew Stubbs, OF; Rick Sweet, Manager
1998	Ron Belliard, 2B; Scott Krause, OF	2010	Chris Valaika, INF; Travis Wood, LHP
1999	Kyle Peterson, RHP		
2000	Chris Sexton, INF; Brooks		

SINGLE-GAME HITTING RECORDS

SINCE 1982

TEAM HITTING

MOST RUNS	21	9/1/03 vs. COL
MOST RUNS, OPP	21	8/2/98 @ COL
MOST RUNS (INNING)	16	5/9/90 vs. NAS
MOST RUNS (INNING), OPP	9 (9X)	Last: 5/14/05 vs. RMD
MOST HITS	24	5/3/10 @ BUF
MOST HITS, OPP	23	6/7/05 vs. CHA
MOST HOME RUNS	6	7/1/93 vs. NAS 6/16/00 @ OTT 8/29/01 @ TOL
MOST HOME RUNS, OPP	8	7/12/02 @ PAW
MOST HR (INNING)	4	6/16/00 @ OTT
MOST HR (INNING), OPP	3 (7X)	Last: 7/12/02 @ PAW
MOST STOLEN BASES	7	7/2/83 vs. IOWA 6/16/88 @ PAW
MOST STOLEN BASES, OPP	7	7/1/83 vs. IOWA 8/27/91 vs. BUF

INDIVIDUAL HITTING

MOST HITS	6	Mark Budzinski, 6/6/03 vs. RMD
	5 (18X)	Last: Dave Sappelt 8/21/10 @ IND
MOST HITS, OPP	6	Ramon Martinez (TOL), 4/26/05 Billy McCarthy (RIC), 5/14/05
MOST HITS (INNING)	3	Bernard Gilkey, 5/9/90 vs. NAS
MOST RUNS	5	Gene Dotson, 7/12/83 vs. DEN Bill Lyons, 5/1/84 @ OMA Fred Manrigue, 8/27/86 vs. IND
MOST DOUBLES	3 (17X)	Mike Calise, 8/8/82 vs. IOWA); Dennis Werth, 5/18/84 @ EVA; Duane Walker, 5/3/87 @ OKC; Ray Lankford, 4/7/90 @ OKC; Erik Pappas, 4/29/93 @ OKC; Brady Clark 7/23/00 vs. NOR; D.T. Cromer, 8/29/00 vs. TOL; Raul Gonzalez, 7/17/01 @ IND; Marty Malloy, 7/25/01 @ RMD; Tommy Davis, 8/22/01 vs. TOL; Ben Broussard, 5/12/02 vs. SYR; Corky Miller, 6/25/03 vs. NOR; A.J. Zapp, 7/8/05 vs. DUR; Jeff Bannon, 8/25/05 @ COL; Ray Olmedo, 8/11/06 @ CHA; Andy Green, 5/31/08 vs. LHV; Zack Cozart, 4/11/10 @ TOL; Juan Francisco, 5/3/10 @ BUF
MOST TRIPLES	2 (14X)	Andy Van Slyke, 5/6/83 @ IND; John Morris, 7/26/86 @ DEN; Bill Lyons, 5/27/88 @ SYR; Jim Lindeman, 8/17/88 @ DEN; Alex Cole, 9/1/88 vs. IND; Greg Jelks, 5/12/89 vs. IOWA; Rod Brewer, 8/30/90 vs. SYR; Curt Ford, 9/5/92 @ IND; Van Snider, 7/30/93 (G1) vs. IND; Terry Bradshaw, 5/4/95 @ OMA; Jeff Berblinger, 6/24/97 @ OMA; Greg Martinez, 5/31/98 vs. BUF; Deion Sanders, 4/9/01 vs. COL; Ray Olmedo 4/29/04 @ IND; Luis Bolivar, 8/27/09 vs. COL
MOST HOME RUNS	3	Tom Pagnozzi, 6/22/87 vs. OKC; Dan Driessen, 8/25/87 vs. BUF; Jose Oliva, 7/2/96 vs. BUF; Austin Kearns, 7/5/05 @ IND
MOST HOME RUNS, OPP	4	Wade Rowden, 6/9/87 @ IOWA
MOST RBI	8	Mark Dougherty, 6/21/87 vs. DEN
MOST STOLEN BASES	5	Vince Coleman, 8/7/84 @ DEN (G1)
HIT FOR CYCLE	4X	Stan Royer, 7/19/91 vs. DEN; David Bell, 8/11/95 vs. IOWA; Anderson Machado, 5/18/07 @ TOL; Chris Dickerson, 7/26/07 @ SWB

SINGLE-GAME PITCHING RECORDS

SINCE 1982

INDIVIDUAL PITCHING

MOST STRIKEOUTS	15	Ken Hill, 5/10/90 vs. IND Homer Bailey, 4/26/09 @ TOL
MOST STRIKEOUTS, OPP	17	Les Walrond, 7/6/08 @ LHV
LONGEST WIN STREAK	9	Ralph Citarella, 4/13/84 - 6/13/84
LONGEST LOSING STREAK	9	Kurt Kepshire, 5/2/86 - 6/28/86
NO HITTERS	1X	Larry Luebbers, 5/14/00 (G1) @ CHA
ONE HITTERS (9 INNINGS)	6X	Ralph Citarella, 4/19/82 vs. IOWA Kevin Hagan, 7/11/83 vs. DEN Lee Tunnell, 6/21/88 vs. ME Tom Urbani (7) + Lee Guetterman (2), 5/25/93 vs. OKC Luke Hudson (7) + Scott MacRae (2), 7/15/02 @ ROC Tom Shearn (6) + Brad Salmon (2) + Scott Chiasson (1), 9/3/06 vs. IND
ONE HITTERS (7 INNINGS)	6X	Andy Rincon, 6/5/82 (G1) @ OKC Rick Buonantony, 8/5/86 vs. OKC Paul Anderson + Steve Dixon + Willie Smith, 7/8/94 (G1) vs. IOWA Jesus Sanchez + Ryan Wagner, 6/6/04 (G2) @ SWB Steve Kelly, 5/17/07 (G1) @ TOL Tom Shearn + Tyler Pelland + Ricky Stone, 4/5/08 (G2) @ SYR
NO HITTERS, OPP	4X	Kevin Mmahat, 7/5/91 vs. COL Pedro Martinez (5.2) + Felix Rodriquez (.1) + Scott Service (1), 5/27/97 vs. IND (G2) Robert Ellis, 6/6/04 (G2) @ SWB Todd Redmond, 5/28/10 vs GWI Pat Perry, 1984 Mark Clark, 1992 Scott Winchester, 2001
CONSECUTIVE SCORELESS INNINGS	29.1 28.1 21.1	Rick Ownbey, 7/8/83 @ WIC
MOST WALKS	9	Chuck Malone, 7/21/90 vs. SWB
MOST WALKS, OPP	10	Al Olmstead, 8/10/82 @ EVA
MOST INNINGS (STARTER)	11	Justin Germano, 7/14/06 vs. NOR (susp. game resumed on 7/15)
MOST INNINGS (RELIEVER)	7.1	
MOST INNINGS (STARTER), OPP	11	Jeff Conner, 6/22/88 @ NAS



Homer Bailey

MISCELLANEOUS RECORDS

SINCE 1982

LONGEST WINNING STREAK	12	5/18/03 - 5/31/03
	11	7/22/10 - 8/3/10
LONGEST LOSING STREAK	11	8/3/00 - 8/13/00
LONGEST GAME (INNINGS)	18	6/6/03 vs. RMD
LONGEST GAME TIME (9 INNINGS)	3:47	4/6/00 @ NOR
LONGEST GAME TIME (EXTRA)	5:23	6/6/03 vs. RMD
FASTEST GAME TIME (9 INNINGS)	1:42	8/5/93 @ BUF
		4/17/96 vs. NAS
FASTEST GAME TIME (7 INNINGS)	1:21	8/19/95 @ IND (G1)
		7/15/96 vs. OKC (G1)
LARGEST CROWD (HOME)	34,984	4/27/90 vs. IOWA
SMALLEST CROWD (HOME)	781	4/16/86 vs. NAS
LARGEST CROWD (ROAD)	32,926	5/25/84 vs. DEN
SMALLEST CROWD (ROAD)	150	4/9/90 @ DEN
MOST ERRORS	6	6/18/93 vs. EVA (G2)
		8/26/95 @ OMA
		6/26/98 @ OTT
MOST ERRORS, OPP	7	8/5/83 @ OMA
MOST DOUBLE PLAYS	5 (11X)	7/7/85 @ IND
		8/15/85 vs. IND
		8/29/92 @ NAS
		5/28/95 vs. IND
		6/14/95 vs. NO
		5/16/96 vs. NAS
		6/24/01 @ BUF
		9/1/03 vs. COL
		5/11/04 vs. CHA
		5/17/05 @ BUF
		5/12/10 vs BUF
MOST DOUBLE PLAYS, OPP	5 (4X)	8/21/99 @ DUR
		5/5/01 @ CHA
		8/23/01 @ TOL
		4/18/02 vs. DUR
TRIPLE PLAYS	3X	8/2/89 @ DEN (G2)
		7/10/93 vs. IND
		7/20/05 @ PAW
LONGEST RAIN DELAYS	4:20	6/27/2000 vs. PAW
	2:28	5/13/02 vs. SYR
	2:33	4/20/06 vs. SYR
	2:20	5/6/09 vs. ROC
	2:15	6/6/03 vs. RMD

LOUISVILLE AWARD WINNERS

SINCE 1982

LEAGUE MOST VALUABLE PLAYER

PLAYER	YEAR	LEAGUE
Lance Johnson	1987	American Association
Raul Gonzalez	2002	International League

LEAGUE ROOKIE OF THE YEAR

PLAYER	YEAR	LEAGUE
Lance Johnson	1987	American Association
Todd Zeile	1989	American Association
Joey Votto	2007	International League

LEAGUE MANAGER OF THE YEAR

MANAGER	YEAR	LEAGUE
Jim Fregosi	1992	American Association
Jim Fregosi (co-winner)	1985	American Association
Rick Sweet	2008	International League
Rick Sweet	2009	International League

LEAGUE PITCHER OF THE YEAR

PLAYER	YEAR	LEAGUE
Rene Arocha	1992	American Association
Justin Lehr	2009	International League

LEAGUE RELIEVER OF THE YEAR

PLAYER	YEAR	LEAGUE
Willie Smith	1994	American Association
Cory Bailey	1995	American Association

MINOR LEAGUE PLAYER OF THE YEAR

PLAYER	YEAR	LEAGUE
Todd Zeile	1989	Sporting News
Adam Dunn	2001	Sporting News
Jay Bruce	2007	Baseball America

MARY E. BARNEY TEAM MVP

YEAR	PLAYER
2006	Norris Hopper
2007	Joey Votto
2008	Jon Adkins, Kevin Barker
2009	Kevin Barker
2010	Zack Cozart

POSTSEASON ALL-STARS

YEAR	PLAYER	YEAR	PLAYER
1982	Kelly Paris, SS	1995	Tracy Woodson, 3B; Cory Bailey, RP
1983	Jeff Doyle, INF	1996	Dimitri Young, 1B
1984	Jose Gonzalez, SS; Vince Coleman, OF; Gary Rajsich, DH	1997	Eli Marrero, C
1987	Lance Johnson, OF; Tom Pagnozzi, C; Paul Cherry, LHP	1998	Ron Belliard, 2B
1989	Todd Zeile, C	2000	Chris Sexton, SS
1990	Bernard Gilkey, OF; Ray Lankford, OF	2002	Raul Gonzalez, OF; Kevin Witt, DH
1992	Chuck Carr, OF; Rene Arocha, RHP	2003	Brandon Larson, 3B
1993	Keith Lockhart, 3B	2005	Edwin Encarnacion, 3B
1994	Tripp Cromer, SS; Allen Battle, Willie Smith RP	2006	Norris Hopper, OF
		2007	Aaron Herr, UT; Joey Votto, 1B
		2008	Ryan Hanigan, C
		2010	Chris Valaika, 2B; Wladimir Balentien, OF

FRANCHISE ATTENDANCE

SINCE 1982

YEAR	DATES	TOTAL	AVERAGE	HIGH
1982	64	868,418	13,569	30,678
1983	65	1,052,438	16,191	33,687
1984	74	848,878	11,444	28,047
1985	65	650,890	10,014	29,787
1986	67	660,200	9,854	27,428
1987	66	516,329	7,823	25,773
1988	70	574,852	8,212	31,327
1989	71	579,868	8,167	25,909
1990	70	616,687	8,810	34,984
1991	69	565,718	8,199	24,449
1992	69	646,958	9,376	27,789
1993	70	610,312	8,719	25,551
1994	70	573,174	8,188	26,248
1995	69	556,211	8,061	26,259
1996	68	494,929	7,278	22,219
1997	67	408,510	5,282	28,480
1998	72	409,853	5,692	25,109
1999	72	361,484	5,021	14,387
Total	1,166	10,336,854	8,865	Cardinal Stadium
2000	72	685,863	9,526	13,242
2001	70	649,243	9,275	13,131
2002	72	658,856	9,151	13,131
2003	70	651,510	9,307	13,131
2004	69	648,092	9,392	13,131
2005	70	643,466	9,192	13,131
2006	71	652,692	9,193	14,123
2007	71	653,915	9,210	13,131
2008	69	631,457	9,152	13,131
2009	70	612,525	8,750	13,131
2010	72	613,020	8,634	13,131
Total	776	7,100,639	9,150	Louisville Slugger Field
Overall	1,870	16,823,470	8,997	

MINOR LEAGUE TOP 10 ATTENDANCE

RANK	YEAR	TEAM	ATTENDANCE
1	1991	Buffalo Bisons	1,188,972
2	1988	Buffalo Bisons	1,185,651
3	1990	Buffalo Bisons	1,156,661
4	1989	Buffalo Bisons	1,132,183
5	1992	Buffalo Bisons	1,117,867
6	1993	Buffalo Bisons	1,058,620
7	1983	Louisville Redbirds	1,052,438
8	1994	Buffalo Bisons	982,493
9	2001	Sacramento RiverCats	901,214
10	1995	Buffalo Bisons	900,782

YEAR-BY-YEAR TEAM STATS

SINCE 1982

YEAR	EXTRA INN.		1-RUN GAMES		SHUTOUTS	
	WON	LOST	WON	LOST	WON	LOST
1982	6	4	23	20	6	6
1983	9	11	25	25	9	5
1984	8	10	23	29	8	10
1985	12	9	30	27	7	12
1986	<i>1</i>	6	17	25	9	11
1987	4	4	18	17	8	3
1988	2	6	24	17	8	12
1989	6	5	22	23	11	6
1990	3	2	29	26	11	13
1991	<i>1</i>	9	16	30	12	14
1992	7	5	27	16	13	9
1993	7	7	20	23	5	10
1994	5	3	18	13	7	8
1995	8	5	28	26	8	10
1996	9	5	28	22	5	16
1997	6	10	14	30	3	13
1998	4	8	17	24	7	5
1999	6	8	19	24	7	5
2000	5	8	16	21	7	3
2001	12	7	26	23	10	5
2002	6	4	24	18	10	6
2003	6	2	28	18	7	6
2004	2	6	15	20	9	11
2005	6	7	17	15	9	7
2006	8	4	23	19	12	10
2007	9	<i>14</i>	22	28	8	12
2008	7	7	21	16	13	9
2009	6	7	22	18	15	8
2010	3	7	20	19	13	10
TOTAL	174	190	632	632	257	255
PCT.	.478		.500		.502	

FIELDING STATISTICS

YEAR	GAMES	ERRORS	DP	PCT.
1982	135	120	134	.976
1983	135	170	147	.967
1984	155	140	144	.976
1985	142	114	128	.979
1986	142	152	147	.971
1987	140	138	135	.974
1988	142	114	126	.979
1989	145	150	120	.973
1990	146	150	139	.972
1991	143	140	153	.974
1992	143	145	120	.973
1993	144	115	141	.979
1994	142	102	106	.987
1995	144	147	102	.972
1996	144	140	129	.975
1997	143	122	137	.977
1998	144	150	137	.973
1999	144	140	144	.974
2000	144	126	127	.977
2001	144	138	140	.975
2002	144	117	132	.979
2003	143	123	152	.977
2004	144	144	150	.973
2005	144	111	135	.979
2006	143	119	151	.978
2007	144	137	157	.975
2008	144	105	128	.981
2009	142	127	113	.976
2010	143	96	151	.982
TOTAL	4152	3792	3925	

LOUISVILLE ALL-TIME BATTING

SINCE 1982

YEAR	AB	H	AVG	R	HR	K	2B	3B
1982	4,477	1,184	.264	674	117	809	208	36
1983	4,605	1,307	.284	771	109	758	245	50
1984	5,033	1,345	.267	697	102	818	273	46
1985	4,609	1,103	.239	569	71	691	214	30
1986	4,572	1,199	.262	644	90	724	218	40
1987	4,799	1,389	.290	812	134	787	302	43
1988	4,660	1,108	.238	524	51	779	211	36
1989	4,866	1,259	.259	624	89	782	221	40
1990	4,615	1,156	.250	564	54	707	202	47
1991	4,666	1,123	.241	514	85	939	203	34
1992	4,628	1,213	.262	615	112	775	221	34
1993	4,884	1,308	.268	639	139	878	256	32
1994	4,744	1,273	.268	697	131	872	294	41
1995	4,697	1,217	.259	617	122	933	245	27
1996	4,708	1,178	.250	583	145	912	215	37
1997	4,724	1,195	.253	611	130	953	220	39
1998	4,886	1,354	.277	792	159	1,009	259	54
1999	4,893	1,299	.265	731	166	1,003	265	36
2000	4,951	1,350	.273	748	157	854	305	28
2001	4,978	1,380	.277	728	127	957	296	29
2002	4,989	1,387	.278	699	133	870	282	24
2003	4,788	1,265	.264	690	113	937	256	22
2004	4,758	1,269	.267	694	122	1,060	258	42
2005	4,926	1,316	.267	615	109	1,069	297	36
2006	4,749	1,283	.270	578	96	844	240	24
2007	4,857	1,282	.264	656	129	1,117	247	34
2008	4,944	1,337	.270	717	125	1,178	273	60
2009	4,810	1,267	.263	649	129	976	271	39
2010	4,926	1,338	.272	708	160	1,072	314	34

YEAR	RBI	SF	BB	SB/CS	SLG	HBP	IBB	OBP
1982	615	30	509	112/56	.405	32	22	.342
1983	713	40	520	133/66	.430	31	26	.357
1984	647	53	515	180/96	.401	35	27	.337
1985	509	52	517	133/51	.345	42	25	.319
1986	588	41	479	137/64	.386	32	25	.334
1987	742	46	558	122/56	.454	34	50	.364
1988	463	32	452	158/60	.331	18	24	.306
1989	575	41	494	94/44	.375	29	17	.328
1990	502	45	519	123/88	.350	49	35	.330
1991	483	29	517	82/63	.353	38	17	.320
1992	569	37	448	96/41	.397	37	25	.330
1993	600	38	412	40/38	.419	32	30	.327
1994	641	27	491	67/54	.430	40	31	.340
1995	570	46	474	113/54	.401	49	31	.330
1996	545	25	387	100/60	.404	36	50	.311
1997	560	33	479	93/65	.399	41	15	.325
1998	735	36	519	190/73	.450	63	22	.352
1999	686	43	492	168/47	.436	47	20	.336
2000	701	48	502	86/45	.444	55	27	.343
2001	673	42	432	75/49	.425	72	25	.341
2002	668	49	454	57/43	.424	56	30	.342
2003	628	51	447	116/40	.398	52	16	.330
2004	654	52	448	110/51	.416	72	12	.336
2005	576	33	365	98/29	.408	60	27	.323
2006	524	35	399	103/36	.391	50	23	.331
2007	627	43	511	102/33	.408	46	29	.337
2008	681	62	419	110/37	.426	83	29	.334
2009	607	51	390	132/34	.416	48	20	.322
2010	667	45	397	124/35	.447	54	15	.330

LOUISVILLE ALL-TIME PITCHING

SINCE 1982

YEAR	IP	R	ER	ERA	CG	HR	SV
1982	1,165.2	648	566	4.37	33	122	28
1983	1,188.0	653	563	4.27	23	126	32
1984	1,322.1	652	571	3.89	41	117	34
1985	1,252.2	568	488	3.51	22	95	39
1986	1,189.0	634	550	4.16	23	72	30
1987	1,213.0	705	624	4.63	15	142	44
1988	1,240.2	629	557	4.04	6	89	39
1989	1,270.0	628	530	3.76	6	86	39
1990	1,255.2	591	528	3.78	13	123	40
1991	1,240.0	697	620	4.50	9	93	28
1992	1,221.0	606	518	3.82	16	102	28
1993	1,256.1	671	593	4.25	13	137	31
1994	1,236.2	694	628	4.57	8	110	48
1995	1,241.0	623	522	3.79	10	106	42
1996	1,234.0	741	652	4.76	8	138	36
1997	1,243.0	651	586	4.24	9	139	30
1998	1,263.2	702	624	4.44	2	145	38
1999	1,271.2	868	765	<i>5.41</i>	2	171	33
2000	1,277.0	698	611	4.31	5	116	36
2001	1,287.0	632	556	3.89	8	136	46
2002	1,288.0	671	610	4.26	2	138	35
2003	1,243.2	630	564	4.08	4	92	38
2004	1,233.0	674	600	4.38	5	123	33
2005	1,265.2	716	639	4.54	0	131	35
2006	1,244.2	567	495	3.58	2	119	40
2007	1,275.1	591	591	3.73	2	95	40
2008	1,292.1	616	569	3.96	3	123	56
2009	1,259.0	555	484	3.46	6	129	52
2010	1,270.2	583	531	3.76	2	109	42
YEAR	SO	WP	HBP	BB	IBB	BK	H
1982	662	62	35	467	26	13	1,168
1983	708	63	36	513	35	23	1,185
1984	934	58	30	580	40	23	1,236
1985	856	58	37	553	20	15	1,103
1986	713	66	41	552	31	28	1,194
1987	792	67	19	497	29	19	1,294
1988	737	64	32	484	37	77	1,239
1989	823	56	40	493	32	25	1,228
1990	855	51	51	454	17	25	1,185
1991	714	73	39	502	55	12	1,390
1992	732	46	46	401	30	11	1,268
1993	815	66	43	432	38	15	1,311
1994	934	99	76	494	33	12	1,266
1995	840	60	45	406	41	5	1,208
1996	895	64	55	467	50	8	1,297
1997	944	54	56	465	28	8	1,260
1998	945	65	55	519	24	5	1,294
1999	929	70	65	586	23	5	1,361
2000	880	62	34	529	20	6	1,321
2001	912	66	60	382	18	2	1,326
2002	1,005	54	55	433	19	5	1,342
2003	846	38	44	349	9	7	1,357
2004	1,010	56	59	517	17	5	1,260
2005	1,012	61	58	450	27	6	1,356
2006	916	55	58	436	17	6	1,248
2007	960	48	48	430	12	9	1,272
2008	1,027	55	45	416	18	7	1,277
2009	1,009	41	46	396	7	6	1,223
2010	1,034	69	64	416	6	5	1,223

THE LAST TIME THE BATS...

INDIVIDUAL

TWO HOME RUN GAME	9/3/10 @ IND (W, 16-6) Michael Griffin
THREE HOME RUN GAME	7/5/05 @ IND (W, 15-11) Austin Kearns
HIT FOR THE CYCLE	7/26/07 vs. SWB (W, 13-7) Chris Dickerson
GRAND SLAM	8/19/10 vs. SYR (W, 6-2) Devin Mesoraco
PINCH-HIT HOME RUN	9/1/10 @ TOL (W, 8-3) Michael Griffin
HOME RUN BY A PITCHER	4/17/09 @ IND (W, 4-3) Matt Maloney
LEADOFF HOME RUN	8/3/10 at COL (W, 4-3, F/12) Chris Dickerson
INSIDE THE PARK HOME RUN	7/30/10 vs CHA (W, 5-2) Wilkin Castillo
SIX HITS IN A GAME	6/6/03 vs. RIC (W, 4-3, F/18) Mark Budzinski
TWO TRIPLES IN A GAME	8/27/09 vs. COL (L, 7-2) Luis Bolivar
THREE DOUBLES IN A GAME	5/3/10 @ BUF (W, 20-7) Juan Francisco
THREE STOLEN BASES IN A GAME	8/9/10 @ TOL (W, 6-5) Zack Cozart

TEAM

FIVE HOME RUN GAME	7/20/10 @ CHA (W, 8-4) Michael Griffin (2), Juan Francisco, Chris Denove, Wladimir Balentien
SIX HOME RUN GAME	8/29/01 @ TOL (W, 16-6) Corky Miller (2), Brandon Larson (2), Ruben Mateo, Damon Buford
THREE HOME RUN INNING	7/20/10 at CHA (W, 8-4) 8th Inning, Chris Denove, Michael Griffin, Wladimir Balentien
BACK-TO-BACK HOME RUN	7/20/10 at CHA (W, 8-4) 8th Inning, Chris Denove, Michael Griffin
THREE CONSECUTIVE HOME RUNS	5/13/02 vs. SYR (W, 13-7) Brandon Larson, Donny Leon, Ben Broussard
TRIPLE PLAY	7/20/05 @ PAW (W, 6-5, F/10) 2nd Inning, with Kelly Shoppach at second base and Mike Lockwood at first, Jeff Bailey hits into 5-4-3 triple play, 3B Edwin Encarnacion to 2B Alex Pelaez to 1B Ricky Bell

NOTES

LOUISVILLE ALL-TIME ROSTER

SINCE 1982

Abad, Andy	'06	Bargar, Greg	'86, '87, '88
Abreau, Frank	'92	Barker, Kevin	'98, '99, '08, '09
Acevedo, Jose	'02, '03, '05	Barnes, Skeeter	'87
Adducci, Jim	'83, '84	Bartee, Kimera	'00
Adkins, Jon	'08, '10	Batchelor, Richard	'94, '95, '96, '97
Adkins, Tim	'03	Battle, Allen	'94, '95
Agostinelli, Sal	'87, '88	Battle, Howard	'00
Alba, Gibson	'88, '89, '90	Bautista, Jose	'97
Aldrete, Rich	'92	Beanblossom, Brad	'92
Alicea, Luis	'87-'91, '92*	Beattie, Andrew	'01, '03
Almanzar, Carlos	'02, '03	Beck, Greg	'98, '99
Alonso, Yonder	'10	Belisle, Matt	'03, '04, '06*, '07, '08
Alvarado, Carlos	'06	Bell, David	'95, '96, '97*
Alviso, Jerome	'04	Bell, Mike	'00
Anderson, Bryan	'01	Bell, Rick	'05
Anderson, Drew M.	'05, '08	Bell, Rob	'00, '01
Anderson, Drew T.	'08	Bellhorn, Mark	'07
Anderson, Jimmy	'03	Belliard, Ron	'98, '99
Anderson, Josh	'10	Beltran, Rigo	'94, '95, '96, '97
Anderson, Mike	'85	Benes, Alan	'94, '95
Anderson, Paul	'93, '94	Benes, Andy	'97*
Andreopoulos, Alex	'99	Benitez, Yamil	'99
Andrews, Clayton	'01	Bentz, Chad	'06
Arnold, Scott	'88, '89, '90	Berblinger, Jeff	'97
Arnsberg, Brad	'93	Bere, Jason	'99
Arocha, Rene	'92	Bergolla, William	'05, '06
Arrandale, Matt	'96, '97	Bevel, Bobby	'03
Arredondo, Jose	'10	Bibby, Jim	'84
Asadoorian, Rick	'05	Bjorkman, George	'82
Atchley, Justin	'00, '01, '02	Boever, Joe	'85, '86, '87
Atencio, Greg	'09	Bohanon, Brian	'02
Augustine, Jerry	'84	Bolivar, Luis	'07, '08, '09
Aurilia, Rich	'05*	Bonaparte, Elijah	'83
Austin, Jeff	'03	Bong, Jung Keun	'04
Austin, Pat	'90	Booker, Chris	'04, '05
Averette, Robert	'00	Booker, Rod	'84, '86, '87, '88, '89
Aversa, Joe	'95	Boone, Aaron	'01*
Avery, James	'06, '10	Borowski, Joe	'99
Aybar, Manny	'96, '97', '00	Boscan, J.C.	'07
Ayer, Jack	'83, '84, '85, '86, '87	Botelho, Derek	'88
		Bradford, Larry	'82
Badorek, Mike	'96, '97	Bradshaw, Terry	'94, '95, '96, '97
Baez, Federico	'09, '10	Bragg, Darren	'04
Baez, Kevin	'03	Branyan, Russell	'03*
Bailey, Cory	'95, '96	Braun, Steve	'86
Bailey, Homer	'07, '08, '09, '10	Bray, Bill	'07, '08, '09, '10
Baine, Tom	'89	Brewer, Rod	'90, '91, '92
Baker, Ernie	'91	Brito, Jose (Oscar)	'82, '83
Baker, Steve	'84	Brito, Jorge	'98, '99
Ballard, Jeff	'92	Broussard, Ben	'01+, '02
Bale, John	'03	Brower, Jim	'01, '08
Balentien, Wladimir	'10	Brown, Emil	'03
Banks, Brian	'98, '99	Bruce, Jay	'07, '08, '09*
Bankston, Wes	'09	Brummer, Glenn	'82, '84
Bannon, Jeff	'05, '06, '07	Bruksch, Jeff	'05
Barber, Brian	'93, '94, '95, '96, '97	Buanontony, Rich	'86, '87, '88

+ PLAYOFFS ONLY

* MEDICAL REHABILITATION

LOUISVILLE ALL-TIME ROSTER

SINCE 1982

Buchanan, Brian	'06	Clements, Dave	'84, '85
Buckels, Gary	'93, '94, '95	Coats, Buck	'07
Budzinski, Mark	'03	Cochran, Tom	'09, '10
Buford, Damon	'01	Coffey, Todd	'04, '05, '07, '08
Bumatay, Mike	'07	Colbert, Rick	'86, '87
Burke, Chris	'10	Cole, Alex	'86, '88, '89
Burnham, Gary	'04	Coleman, Michael	'03
Burns, Mike	'06	Coleman, Vince	'84, '85
Burris, Ray	'86	Colina, Alvin	'08
Burton, Jared	'07, '08*, '09, '10	Collier, Lou	'99
Busby, Mike	'95, '96, '97	Compres, Fidel	'91, '93
Byers, Randell	'89	Conroy, Tim	'86, '87*, '88
		Converse, Jim	'99
Cabrera, Jolbert	'08	Conway, Dan	'07
Caceres, Wilmy	'03	Cook, Mike	'92
Cadaret, Greg	'95	Coolbaugh, Scott	'94
Cairns, Troy	'03	Cordova, Jorge	'02
Calderon, Jose	'87	Cormier, Rheal	'90, '91, '92, '94*
Calise, Mike	'82, '83	Cornett, Brad	'98
Camacho, Ernie	'90	Corona, John	'91
Cancel, Robbie	'99	Correia, Rod	'96
Canseco, Ozzie	'92, '93	Cortes, Jorge	'03
Cantu, Jorge	'07	Costanzo, Mike	'10
Caraballo, Ramon	'95	Costello, John	'87, '88, '89*
Carmona, Greg	'91, '92	Costo, Tim	'97
Carpenter, Brian	'97	Coughlin, Kevin	'97
Carpenter, Cris	'88, '89, '90, '95	Coutlangus, Jon	'06, '07
Carr, Chuck	'92	Cox, Danny	'83, '84, '88*, '90*
Casey, Sean	'02*	Cozart, Zack	'10
Castaneda, Nick	'91	Creek, Doug	'93, '94, '95
Castellano, John	'06	Crespo, Felipe	'03
Castillo, Wilkin	'08, '09, '10	Cromer, Brandon	'99
Castro, Juan	'00, '02*, '03*, '04*	Cromer, D.T.	'00, '01
Cedeno, Cesar	'86	Cromer, Tripp	'92, '93, '94, '96
Cerros, Juan	'03, '04	Crosby, Bubba	'07
Cesar, Dionys	'04	Crosby, Todd	'90, '91
Chamblee, Jim	'03, '04	Croushore, Rick	'97, '03
Chapman, Aroldis	'10	Crozier, Eric	'05
Charlton, Norm	'00	Cruz, Jacob	'03, '04, '06
Cherry, Paul	'86, '87	Cucjen, Romy	'89
Chiasson, Scott	'06	Cueto, Johnny	'07
Childress, Daylan	'05	Cumberland, Shaun	'08
Cholowsky, Dan	'95, '96		
Chouinard, Bobby	'98	D'Amico, Jeff C.	'99*
Christensen, McKay	'04	D'Amico, Jeff M.	'02
Christian, Rico	'91, '92	Dale, Carl	'99
Cimorelli, Frank	'93, '94, '95	Darnell, Paul	'01, '02
Citarella, Ralph	'82, '83, '84, '86	Darula, Bobby	'02, '03, '04
Clapinski, Chris	'03	Davidson, Bob	'91
Clark, Brady	'00, '01, '02	Davis, Chris	'82
Clark, Jermaine	'04	Davis, Clint	'95
Clark, Mark	'91, '92	Davis, Lance	'00, '01, '02, '03
Clark, Terry	'84	Davis, Tommy	'01
Clarke, Stan	'90, '91	Dawkins, Gookie	'02
Clary, Marty	'91	Dayley, Ken	'84*, '87
Claussen, Brandon	'03, '04, '06*	Deak, Brian	'95
+ PLAYOFFS ONLY		* MEDICAL REHABILITATION	

LOUISVILLE ALL-TIME ROSTER

SINCE 1982

Deak, Darrel	'94, '95, '96	Feiner, Korey	'09
DeJesus, Ivan	'87	Feliciano, Pedro	'02
DeJesus, Misael	'07	Fernandez, Alex	'05
de la Rosa, Francisco	'95	Fernandez, Jared	'01, '02, '05
Delgado, Jesus	'10	Fernandez, Joey	'91, '92
de los Santos, Valerio	'98	Fernandez, Jose	'92, '94
Del Rosario, Enerio	'09, '10	Fernandez, Osvaldo	'00, '01
Dempster, Ryan	'03*	Figueroa, Bien	'89, '90, '91, '92, '93
Denorfia, Chris	'05, '06	Fisher, Carlos	'08, '09, '10
Denove, Chris	'09, '10	Fitzgerald, Mike	'88, '89
DePaula, Sean	'03	Fogg, Josh.	'08*
Desa, Joe	'82, '83	Ford, Curt	'84, '85, '86, '92
Dessens, Elmer	'00	Ford, Lew	'09
Detmers, Kris	'97	Foreman, Juju	'03
Diaz, Eddy	'98	Forster, Scott	'01
Dickerson, Chris	'07, '08, '09*, '10	Foster, Kevin	'02
Difelice, Mike	'95, '96, '97	Fox, Mike	'89, '90
Diggs, Tony	'95, '96	Francisco, Juan	'09, '10
Dingman, Craig	'02	Francona, Terry	'90
DiPino, Frank	'91*, '92*	Frank, Mike	'00
Dixon, Steve	'92, '93, '94, '96	Franklin, Micah	'96, '97
Donaldson, Dan	'07	Frascatore, John	'94, '95, '96
Dorn, Danny	'09, '10	Frazier, Todd	'09, '10
Dotson, Gene	'83	Freel, Ryan	'03, '07*
Dougherty, Mark	'87, '88	Frye, Jeff	'02
Doyle, Jeff	'82, '83	Fulgham, John	'82, '83
Dozier, D.J.	'93	Fulton, Ed	'90, '91, '92, '93
Dransfeldt, Kelly	'03		
Driessen, Dan	'87	Galarraga, Andres	'92*
Dumatrait, Phil	'06, '07	Gallego, Mike	'97
Dunbar, Matt	'98	Garcia, Guillermo	'00, '01+
Dunn, Adam	'01	Gardner, Richie	'07
Dunn, Greg	'86	Garthwaite, Jay	'06
Dunn, Todd	'98, '99	Geren, Bob	'84, '85
Dunne, Mike	'86	Germano, Justin	'05, '06
Durham, Leon	'89	Giannelli, Ray	'95, '97
		Gil, David	'02, '03
Earley, Bill	'86, '87	Gil, Jerry	'08, '10
Edwards, Mike	'02, '07	Gilkey, Bernard	'90, '91, '95
Eiland, Dave	'96	Glauber, Keith	'97, '00, '01
Eldred, Cal	'99*	Godwin, Tyrell	'07
Ellis, Paul	'93	Gomes, Jonny	'09
Ellis, Robert	'98	Gonzalez, Alex	'09*
Encarnacion, Edwin	'05, '06*, '07, '09*	Gonzalez (Uribe), Jose	'82, '83, '84
Epple, Tom	'85	Gonzalez, Raul	'01, '02
Erickson, Roger	'89	Gooch, Arnie	'01
Eshelman, Vaughn	'00	Gosling, Mike	'06, '07
Estrada, Horacio	'98, '99	Graman, Alex	'05
Estrella, Leo	'01	Granger, Jeff	'99
Etherton, Seth	'02*, '03, '04	Graphenthin, Dick	'87, '88
Eversgerd, Bryan	'94	Grater, Mark	'90, '91, '92
Eymann, Eric	'09, '10	Green, Andy	'08
		Green, David	'82, '87, '88
Faltiesek, Steve	'99	Green, Scarborough	'97
Fanning, Steve	'92, '94	Greene, Charlie	'99
Fassero, Jeff	'89	Greene, Rick	'98, '00

* MEDICAL REHABILITATION

+ PLAYOFFS ONLY

LOUISVILLE ALL-TIME ROSTER

SINCE 1982

Griffin, Michael	'06, '08, '09, '10	Hughes, Bobby	'99*
Guardado, Eddie	'07*	Hulett, Tim	'95*
Guerrero, Dan	'07	Hummel, Tim	'04
Guerrero, Pedro	'91*, '92*	Hunt, Randy	'85
Guerrero, Wilton	'01, '03		
Guetterman, Lee	'93	Iapoce, Anthony	'99
Guillen, Jose	'02, '03	Ilsey, Blaise	'92
Guin, Greg	'83	Iorg, Dane	'83*
Gulan, Mike	'95, '96, '97	Isringhausen, Jason	'10
Gulliver, Glenn	'84		
Gutierrez, Jesse	'06, '07	Jackson, Danny	'95*, '96*, '97*
		Jackson, Ron	'85
Hagen, Kevin	'83, '84, '85	Janish, Paul	'07, '08
Hairston Jr., Jerry	'08	Jelks, Greg	'89
Hall, Josh	'06	Jennings, Robin	'00, '01, '02, '03
Hall, Noah	'01	Jenkins, Geoff	'98
Hamilton, Joey	'01, '02*, '03	Jensen, Marcus	'98
Hamilton, Josh	'07*	Johns, Keith	'95
Hancock, Josh	'05*	Johnson, Jason	'06
Hanigan, Ryan	'03, '06, '07, '09*, '10*	Johnson, Jerry	'82, '83, '84
Hansen, Jed	'00	Johnson, Lance	'87
Harang, Aaron	'03, '04*, '08*, '10	Jones, Chris	'92
Hare, Shawn	'96	Jones, Tim	'87, '88, '91, '93
Harnisch, Pete	'00*, '01*, '03	Jordan, Brian	'91, '92, '93, '97*
Harris, Brendan	'06	Jordan, Kevin	'02
Harris, Reggie	'99	Jorgensen, Ryan	'06, '07
Harris, Mike	'83	Jose, Felix	'92*
Harris, Vic	'84	Jukich, Ben	'08, '09, '10
Hartmann, Pete	'04		
Hartsock, Jeff	'94	Kable, Dave	'82, '84, '85
Hassler, Andy	'84, '85	Kata, Matt	'06
Hayes, Ben	'85	Kearns, Austin	'02, '04*, '05
Haynes, Jimmy	'03*	Keener, Jeff	'82, '83, '84, '85
Heinkel, Don	'89, '90	Keisler, Randy	'05
Heiserman, Rick	'97	Keller, Kris	'03
Heisey, Chris	'09, '10	Kelly, John	'94
Hemond, Scott	'95, '96	Kelly, Kenny	'04, '05
Henderson, Rod	'98, '99	Kelly, Steve	'05, '06, '07
Henderson, Ryan	'99	Kennard, Jeff	'09
Henry, Sean	'10	Kennedy, Kevin	'82
Hernandez, Alex	'02	Keough, Matt	'85
Herr, Aaron	'06, '07, '08	Keppinger, Jeff	'07, '08*
Herrera, Daniel Ray	'08, '10	Kepshire, Kurt	'83, '84, '86
Hill, Jason	'03, '04	Kershner, Jason	'07
Hill, Ken	'89, '90, '91, '01	Kieschnick, Brooks	'00
Hilton, Howard	'89, '90	Kilgus, Paul	'92, '93
Hinkle, Mike	'90, '91, '92	King, Curtis	'97
Hocutt, Mike	'88	Kinkade, Mike	'98
Holbert, Aaron	'95, '96, '97, '04, '05, '06	Kinnunen, Mike	'82
Hopper, Norris	'06, '07*, '08*, '09	Kinzer, Matt	'88, '89
Horst, Jeremy	'10	Klinker, Matt	'09, '10
Horton, Ricky	'82, '83, '89	Knicey, Alan	'86
Howitt, Dann	'96	Knox, Kerry	'93, '94
Hubbard, Mike	'00	Kolb, Brandon	'02
Hudson, Joe	'98, '00	Koontz, Jim	'85
Hudson, Luke	'02, '04	Koslofski, Kevin	'97

* MEDICAL REHABILITATION

+ PLAYOFFS ONLY

LOUISVILLE ALL-TIME ROSTER

SINCE 1982

Kozlowski, Ben	'05, '06	Magallanes, Willie	'91
Krause, Scott	'98, '99	Magrane, Joe	'86, '87, '88*, '92*
Krebs, Joe	'09, '10	Mahler, Mickey	'84, '87
Krenchicki, Wayne	'88	Majewski, Gary	'06*, '07, '08
Kristen, Dale	'90	Mallett, Justin	'07, '08, '09
Kroski, Chris	'05, '08	Mallette, Brian	'04
		Malloy, Marty	'01, '02
Lahti, Jeff	'82, '83*	Maloney, Matt	'07, '08, '09, '10
Laga, Mike	'87, '88*	Manon, Julio	'07
Lake, Steve	'86	Manrique, Fred	'86
Landrum, Tito	'82, '83, '87*	Manuel, Robert	'08, '09
Lankford, Ray	'90	Manzanillo, Josias	'03
LaPoint, Dave	'87	Marrero, Eli	'97
Larkin, Andy	'00	Martin, John A.	'85, '86, '87, '88
Larson, Brandon.	'00, '01, '02, '03, '04*	Martin, John R.	'82
LaRue, Jason	'00, '04*, '06*	Martinez, Domingo	'95
LaValliere, Mike	'85	Martinez, Frankie	'95
Lawless, Tom	'85	Martinez, Fred	'85, '86
LeCure, Sam	'09, '10	Martinez, Greg	'98, '99
Lee, Manny	'95	Martinez, Julian	'90, '91
Lehr, Justin	'08, '09, '10	Martinez, Pablo	'98
Leon, Donny	'02	Mateo, Ruben	'01, '02, '03
Leon, Jose	'05	Mathews, T.J.	'95
Leopold, Jim	'88	Matthews Jr, Gary	'10
Lerch, Randy	'86	Mathews, Greg	'85, '86, '87, '88*, '89, '90
Levis, Jesse	'02	Mathews, Mike	'04
Levrault, Allen	'99	Matranga, Jeff	'97
Lewis, Anthony	'94	Maurer, Dave	'01
Lindeman, Jim	'86, '87, '88, '89	Maxcy, Brian	'96, '97
Lira, Felipe	'02	Maxwell, Jason	'02, '03
Littell, Mark	'82	May, Darrell	'06
Livingston, Bobby	'07, '08	Mays, Joe	'06
Livingstone, Scott	'97*	McBeth, Marcus	'07, '08
Lockhart, Keith	'93	McDonald, Darnell	'09
Lockwood, Rich	'88	McGee, Willie	'82, '89*
Lollar, Tim	'87	McGrath, Chuck	'87, '89
Lomasney, Steve	'04, '05	McGraw, Tom	'97
Long, Jake	'10	McNeeley, Jeff	'95, '96
Long, Terrence	'06	McNichol, Brian	'01
Lopez, Felipe	'03, '04	Medlock, Calvin	'07
Lopez, Luis	'05	Meier, Kevin	'93
Lopez, Mickey	'98, '99	Mejia, Roberto	'97
Lopez, Pedro	'07	Mendez, Jesus	'89, '90, '91
Lotterhos, Chris	'00	Menechino, Frank	'06
Loynd, Mike	'91, '92	Mercado, Hector	'00, '01
Lowe, Sean	'96, '97	Mercker, Kent	'08*
Lozado, Willie	'85	Meridith, Ron	'88
Ludwick, Eric	'96, '97	Mesoraco, Devin	'10
Luebbers, Larry	'00, '01	Metcalf, Mike	'01
Lyons, Barry	'93	Michalak, Chris	'03, '06
Lyons, Bill	'82, '83, '84, '85, '86, '87, '88	Milchin, Mike	'91, '92, '93
Mabry, John	'93, '94, '95	Miller, Corky	'01 - '04, '09, '10
Machado, Anderson	'04, '05, '07	Miller, Dyar	'82, '83, '84
Mackowiak, Rob	'08	Miller, Travis	'03
Maclin, Lonnie	'90, '91, '92, '93	Miller, Trever	'02
MacRae, Scott	'01, '02	Mills, Gotay	'82

* MEDICAL REHABILITATION

+ PLAYOFFS ONLY

LOUISVILLE ALL-TIME ROSTER

SINCE 1982

Minchey, Nate	'95	Paduch, Jim	'06
Minor, Blas	'98, '99	Pagnozzi, Tom	'85, '86, '87, '93*, '94*, '95*, '96*, '97*
Mitchell, Derek	'02	Painter, Lance	'97*
Mitchell, Keith	'03	Pappas, Erik	'93, '94
Moeller, Chad	'07	Parker, Steve	'90
Monahan, Shane	'00	Paris, Kelly	'82
Morgan, Mike	'96*	Parsons, Casey	'85, '86
Morlock, Allan	'84	Pasqualicchio, Mike	'98
Morogiello, Dan	'82	Passini, Brian	'99
Morris, John	'85, '86, '87, '88*, '93	Patchett, Gary	'02, '04, '05, '06
Morris, Matt	'96	Patrick, Brons	'98
Moseley, Dustin	'03, '04	Patterson, Corey	'08
Moss, Damian	'04	Patterson, Dave	'93
Mottl, Ryan	'03	Pelaez, Alex	'05
Mouton, Lyle	'99	Pelland, Tyler	'07, '08
Moyer, Jamie	'91	Pena, Geronimo.	'90, '92, '93*, '95*, '96
Mullins, Greg	'98	Pena, Tony	'87*
Munoz, Bobby	'00	Pena, Wily Mo	'03*, '05*
Murphy, John	'87, '88, '89	Pendleton, Terry	'84
Mutis, Jeff	'96	Penniall, Dave	'82
Myette, Aaron	'04	Perez, Mike	'90, '91
		Perez, Miguel	'05
Navarro, Jaime	'03	Perez, Santiago	'98, '99, '03, '05
Negron, Kris	'10	Perry, Pat	'84, '85, '86
Neidlinger, Jim	'94	Peters, Chris	'01
Nelson, Bubba	'04	Peters, Steve	'87, '88, '89
Neu, Mike	'02	Peterson, Kyle	'98, '99
Nevers, Tom	'97, '00, '01	Peterson, Brian	'09
Nicholas, Darrell	'98, '00	Petkovsek, Mark	'95, '96*
Nichols, Scott	'90, '91	Pettini, Joe	'84, '85, '86
Nichting, Chris	'01	Pettyjohn, Adam	'08, '09
Niedenfuhr, Tom	'90	Pevey, Marty	'86, '87
Nieto, Tom	'83, '84, '91	Pickering, Calvin	'01, '03
Nipper, Al	'91	Picota, Len	'91
Nix, James	'98	Pimentel, Rafael	'83, '84
Nunez, Mauricio	'90, '91	Pineda, Luis	'02
		Pittsley, Jim	'99
Oelkers, Bryan	'89	Phelps, Travis	'05
Ojeda, Luis	'82	Phillips, Andy	'08
Oliva, Jose	'96	Plantier, Phil	'97*
Olivares, Omar	'90, '91, '94	Porter, Darrel	'85*
Olmedo, Ray	'03, '04, '05, '06	Potestio, Frank	'89, '90
Olmstead, Alan	'82	Powell, Ross	'96
O'Neal, Randy	'87, '88	Power, Ted	'89
Ondrusek, Logan	'08, '09, '10	Prager, Howard	'93, '94, '95
Ontiveros, Steve	'99	Prybylinski, Don	'91
Oquendo, Jose	'85, '92*	Pulsipher, Bill	'99*
Ortiz, Luis	'99	Puzey, Jim	'88, '89
Osborne, Donovan	'95, '96*, '97*		
Osteen, Dave	'90, '91	Raczka, Mike	'95
Owens, Eric	'98	Raggio, Brady	'97
Owings, Micah	'09*, '10	Rajsich, Dave	'85, '86, '88
Ownbey, Rick	'83, '84, '85, '86	Rajsich, Gary	'84, '85
Oyster, Jeff	'88, '90	Ramirez, Elizardo	'05, '06, '07
Ozuna, Gabriel	'93	Ramirez, Hector	'99
		Ramirez, Ramon	'07, '08, '09

* MEDICAL REHABILITATION

+ PLAYOFFS ONLY

LOUISVILLE ALL-TIME ROSTER

SINCE 1982

Randall, Scott	'03, '04	Santana, Rafael	'82, '83
Rasmussen, Eric	'82, '83, '85	Santos, Victor	'07
Reboulet, Jim	'87	Sappelt, Dave	'10
Redman, Tim	'92	Sardinha, Dane	'04, '05, '06
Reineke, Chad	'10	Sauerbeck, Scott	'08
Reith, Brian	'01, '02, '03, '04	Saunders, Chris	'00
Reitsma, Chris	'02, '03	Savinon, Odalis	'93
Reitz, Ken	'83	Scarsone, Steve	'97
Reyes, Dennys	'01	Scott, Tim	'00
Reyes, Al	'98*, '99	Sebra, Bob	'93
Rhodes, Mike	'83, '84, '85	Selby, Bill	'01
Richar, Danny	'08, '09	Serrano, Jimmy	'05
Richardson, Dave	'90, '91	Serrano, Mark	'10
Richardson, Jeff	'94	Service, Scott	'01, '03
Riggins, Mark	'83	Sexton, Chris	'00, '01, '02
Riedling, John	'00, '01*, '02	Sexton, Jimmy	'83, '84
Rijo, Jose	'01	Shackelford, Brian	'03, '04, '05, '06, '07
Rincon, Andy	'82, '83	Shade, Mick	'84, '85, '86
Rivera, Bombo	'83	Shearn, Tom	'04, '05, '06, '07, '08
Robbins, Jake	'06	Sheff, Chris	'01
Roberts, Willis	'00	Shepherd, Ron	'89
Robertson, Jeriome	'05	Sherrill, Tim	'90, '91, '92
Robinson, Kerry	'97	Shireman, Jeff	'92
Robinson, Mike	'87, '88	Silva, Jose	'02
Rodriguez, Victor	'86, '87	Silver, Roy	'88, '90
Rodriguez, Frankie	'98	Simmons, Nelson	'89
Rodriguez, Frank	'01	Simmons, Scott	'95, '96
Roenicke, Josh	'08	Simpson, Allan	'05
Rolen, Scott	'09*	Skrmetta, Matt	'01
Romano, Jason	'04, '05	Sledd, Aaron	'00
Ronan, Marc	'94, '95	Small, Aaron	'99
Roof, Gene	'82, '83, '84, '85	Smith, Bryn	'92*
Roque, Rafael	'98, '99	Smith, Jordan	'10
Rosales, Adam	'08, '09	Smith, Travis	'98
Rose, Brian	'04, '05	Smith, Willie	'94
Rose, Ted	'00	Smitherman, Stephen	'03, '04, '05
Ross, Cody	'06	Snider, Van	'93
Ross, David	'07*, '08*	Snyder, Earl	'06, '07
Ross, Mike	'91	Soderstrom, Steve	'00
Royer, Stan	'90, '91, '92, '93	Soff, Ray	'86, '87
Ruffin, Johnny	'98, '01, '02	Spehr, Tim	'01
Rupp, Brian	'97	Springer, Russ	'10
Russell, John	'94	Stahl, Richard	'06
Ryal, Mark	'88	Standridge, Jason	'05, '06
		Stefanski, Mike	'96, '97, '00, '02, '03
Saarloos, Kirk	'07	Stenson, Dernel	'03
Sabo, Chris	'95	Stephens, Ray	'86, '87, '88, '90, '91
Sadler, Al	'98	Stephenson, Phil	'94
Saladin, Miguel	'05	Stewart, Zach	'09
Salas, Mark	'82, '84	Stinnett, Kelly	'02*
Salmon, Brad	'05, '06, '07	Stone, Brian	'90
Sanchez, Alex	'06	Stone, Ricky	'05, '07, '08
Sanchez, Orlando	'82, '83	Strait, Cody	'06
Sanchez, Jesus	'04	Stratton, Rob	'04, '05, '06
Sanders, Anthony	'02	Strode, Lester	'87, '88
Sanders, Deion	'00*, '01	Stryffeler, Dan	'85, '86

* MEDICAL REHABILITATION

+ PLAYOFFS ONLY

LOUISVILLE ALL-TIME ROSTER

SINCE 1982

Stubbs, Drew	'08, '09	Wagner, Paul	'98*
Stuper, John	'82, '84	Wagner, Ryan	'03, '04, '06
Sutcliffe, Rick	'94*	Walbeck, Matt	'01
Sutton, Drew	'09, '10	Walker, Duane	'86, '87, '88
Swann, Pedro	'05	Wallace, Tim	'86
Sweeney, Mark	'95	Walter, Gene	'91
Szymanski, B.J.	'08	Warner, Ron	'97
		Watson, Allen	'92, '93, '95
Tabor, Lee	'09, '10	Watson, Brandon	'06
Tanner, Eddie	'86	Watson, Mark	'03, '04
Tatum, Craig	'08, '09	Watson, Sean	'09
Taylor, Reggie	'04	Weathers, David	'08*
Terrero, Luis	'10		
Terry, Scott	'88*	Weber, Ben	'05
Tewksbury, Bob	'89, '90	Weber, Neil	'00
Thomas, Juan	'03	Wells, Kip	'09
Thomas, Orlando	'91	Werth, Dennis	'83, '84
Thomas, Skeets	'93, '94, '95	White, Gabe	'03*
Thompson, Daryl	'08, '09	Whiten, Mark	'94*
Thompson, Mark	'02	Wiegandt, Scott	'97
Thompson, Travis	'02	Wilkerson, Wes	'07
Thurberg, Tom	'83, '84	Williams, Gerald	'02
Till, Brock	'07	Williams, Jason	'00
Torres, Paul	'96	Williamson, Antone	'98, '99
Trevino, Alex	'92	Wilson, Craig	'87, '88, '89, '90, '92
Trout, Steve	'90	Wilson, Paul	'06
Tudor, John	'87*	Wimmer, Chris	'96, '97
Tunnell, Lee	'87, '88	Winchester, Scott	'00, '01
Tyler, Brad	'01	Winfield, Steve	'82
		Wise, Dewayne	'06, '07
Urbani, Tom	'92, '93, '94, '95, '96	Wiseman, Dennis	'93
		Wishnevski, Rob	'94
Valaika, Chris	'09, '10	Witt, Kevin	'02
Valentin, Jose	'99	Wohlers, Mark	'00
Valentine, Joe	'03, '04, '05	Wolters, Mike	'82
Valiquette, Phillipe	'10	Wood, Travis	'09, '10
Vander Wal, John	'04	Woodall, Brad	'98
VanEgmond, Tim	'98, '99	Woodson, Tracy	'92, '94, '95
VanRyn, Ben	'96	Worrell, Todd	'83, '85, '89*, '91*
Van Hekken, Andy	'05	Wright, Ron	'00
Van Poppel, Todd	'03	Wrona, Rick	'95
Van Slyke, Andy	'83	Wunsch, Kelly	'98, '99
Vazquez, Camilo	'08, '09		
Venafro, Mike	'06	Yarnall, Ed	'00
Villanueva, Hector	'93	Young, Gerald	'94
Viola, Pedro	'09, '10	Young, Dmitri	'95, '96, '97*
Volquez, Edinson	'10*	Young, Scott	'86
Von Ohlen, Dave	'83, '84		
Votto, Joey	'07	Zapp, A.J.	'05
		Zeile, Todd	'89, '92, '95*
Wade, Terrell	'00	Zosky, Eddie	'98, '99

* MEDICAL REHABILITATION

+ PLAYOFFS ONLY

AMERICAN ASSOC. STANDINGS

1982 - 1997

1982					1986				
<i>Eastern Division</i>					<i>Eastern Division</i>				
Team	Manager	W-L	Pct.	GB	Team	Manager	W-L	Pct.	GB
IND	George Scherger	75-61	.551	-	IND	Joe Sparks	80-62	.563	-
IOWA	Jim Napier	73-62	.541	1.5	BUF	Jim Marshall	71-71	.500	9
LOU	Joe Frazier	73-62	.541	1.5	NAS	Leon Roberts	68-74	.479	12
EVA	Roy Majtyka	68-65	.511	5.5	LOU	Jim Fregosi	64-78	.451	16
<i>Western Division</i>					<i>Western Division</i>				
Team	Manager	W-L	Pct.	GB	Team	Manager	W-L	Pct.	GB
OMA	Joe Sparks	71-66	.518	-	DEN	Jack Lind	76-66	.563	-
WIC	Felipe Alou	70-67	.511	1	IOWA	Larry Cox	74-68	.521	2
DEN	Rich Donnelly	68-67	.504	2	OMA	John Boles	72-70	.507	4
OKC	Ron Clark	43-91	.321	26.5	Frank Funk				
Tony Taylor					OKC	David Oliver	63-79	.444	13
Playoffs - IND def. OMA 4-2 in finals.					Playoffs - IND def. DEN 4-3 in finals.				
1983					1987				
<i>Eastern Division</i>					<i>Eastern Division</i>				
Team	Manager	W-L	Pct.	GB	Team	Manager	W-L	Pct.	GB
LOU	Jim Fregosi	78-57	.578	-	DEN	Terry Bevington	79-61	.564	-
IOWA	Jim Napier	71-65	.522	7.5	LOU	Mike Jorgensen	78-62	.557	1
IND	Roy Hartsfield	64-72	.471	14.5	IND	Joe Sparks	74-64	.536	4
EVA	Gordie MacKenzie	61-75	.449	17.5	OKC	Toby Harrah	69-71	.493	6
<i>Western Division</i>					BUF	Orlando Gomez	66-74	.471	13
Team	Manager	W-L	Pct.	GB	Frank Funk				
DEN	Jim Mahoney	73-61	.545	-	OWA	Larry Cox	64-74	.464	14
OKC	Tom Burgess	66-69	.489	7.5	OMA	John Wathan	64-76	.457	15
WIC	Felipe Alou	65-71	.478	9	Frank Funk				
OMA	Joe Sparks	64-72	.471	10	NAS	Jack Lind	64-76	.457	15
Playoffs - DEN def. IOWA 3-1; LOU def. OKC 3-2. DEN defeated LOU 4-0 in finals.					Playoffs - DEN def. OKC 3-2; IND def. LOU 3-2. IND def. DEN 4-1 in finals.				
1984					1988				
<i>Eastern Division</i>					<i>Eastern Division</i>				
Team	Manager	W-L	Pct.	GB	Team	Manager	W-L	Pct.	GB
IND	Buck Rodgers	91-63	.591	-	IND	Joe Sparks	89-53	.627	-
IOWA	Jim Napier	80-74	.519	11	NAS	Jack Lind	73-69	.514	16
DEN	Vern Law	79-75	.513	12	Wayne Garland, Jim Hoff, George Scherger, Frank Lucchesi				
LOU	Jim Fregosi	79-76	.510	12.5	BUF	Rocky Bridges	72-70	.507	17
WIC	Gene Dusan	78-77	.503	13.5	LOU	Mike Jorgensen	63-79	.444	26
EVA	Gordie MacKenzie	72-82	.468	19	<i>Western Division</i>				
OKC	Tom Burgess	70-84	.455	21	Team	Manager	W-L	Pct.	GB
Rusty Gerhardt					OMA	Glenn Exell	81-61	.570	-
OMA	Gene Lamont	68-86	.442	23	IOWA	Pete Mackanin	78-64	.549	3
Playoffs - LOU def. WIC for 4th place. LOU def. IND 4-2; DEN def. IOWA 4-1. LOU def. DEN 4-1 in finals.					DEN	Duffy Dyer	72-69	.511	8.5
					OKC	Toby Harrah	67-74	.475	13.5
					Playoffs - IND def. Omaha 3-1 in finals. IND def. ROC 4-2 in Triple-A Classic.				
1985					1989				
<i>Eastern Division</i>					<i>Eastern Division</i>				
Team	Manager	W-L	Pct.	GB	Team	Manager	W-L	Pct.	GB
LOU	Jim Fregosi	74-68	.521	-	IND	Tom Runnells	87-59	.596	-
NAS	Lee Walls	71-70	.504	2.5	BUF	Terry Collins	80-62	.563	5
Gordie MacKenzie					NAS	Frank Lucchesi	74-72	.507	13
BUF	John Boles	66-76	.465	8	LOU	Mike Jorgensen	71-74	.490	15.5
IND	Felipe Alou	61-81	.430	13	<i>Western Division</i>				
<i>Western Division</i>					Team	Manager	W-L	Pct.	GB
Team	Manager	W-L	Pct.	GB	OMA	Sal Rende	74-72	.596	-
OKC	David Oliver	79-63	.556	-	DEN	Dave Machemer	69-77	.473	5
DEN	Gene Dusan	77-65	.542	2	IOWA	Pete Mackanin	62-82	.431	11
OMA	Gene Lamont	73-69	.514	6	OKC	Jim Skaleen	59-86	.407	14.5
IOWA	Larry Cox	66-70	.485	10	Playoffs - IND def. OMA 3-2 in finals. IND def. RIC 4-0 in Triple-A Classic.				
Playoffs - LOU def. OKC 4-1 in finals.									

AMERICAN ASSOC. STANDINGS

1982 - 1997

1990

Eastern Division

Team	Manager	W-L	Pct.	GB
NAS	Pete Mackanin	86-61	.585	-
BUF	Terry Collins	85-62	.578	1
LOU	Gaylen Pitts	74-72	.507	11.5
IND	Tim Johnson	61-85	.418	24.5

Western Division

Team	Manager	W-L	Pct.	GB
OMA	Sal Rende	86-60	.589	-
IOWA	Jim Essian	72-74	.493	14
DEN	Dave Machemer	68-78	.466	18
OKC	Steve Smith	58-87	.400	27.5

Playoffs - NAS def. BUF for division.
OMA def. NAS 4-1 in finals. OMA def.
ROC 4-1 in Triple-A Classic.

1991

Eastern Division

Team	Manager	W-L	Pct.	GB
BUF	Terry Collins	81-62	.566	-
IND	Jerry Manuel	75-68	.513	6
	Pat Kelly			
NAS	Pete Mackanin	65-78	.455	16
LOU	Mark DeJohn	51-92	.357	30

Western Division

Team	Manager	W-L	Pct.	GB
DEN	Tom Muser	79-65	.549	-
IOWA	Jim Essian	78-66	.542	1
	Mick Kelleher			
OMA	Sal Rende	73-71	.507	6
OKC	Tom Thompson	52-92	.361	27

Playoffs - DEN def. BUF 3-2 in finals;
DEN def. COL in Triple-A Alliance Clas-
sic.

1992

Eastern Division

Team	Manager	W-L	Pct.	GB
BUF	Marc Bombard	87-57	.604	-
IND	Pat Kelly	83-61	.576	4
LOU	Jack Krol	73-70	.510	13.5
NAS	Pete Mackanin	67-77	.465	20
	Dave Miley			

Western Division

Team	Manager	W-L	Pct.	GB
OKC	Tom Thompson	74-70	.514	-
DEN	Tony Muser	73-71	.507	1
OMA	Jeff Cox	67-77	.465	7
IOWA	Brad Mills	51-92	.357	22.5

Playoffs - OKC def. BUF 4-0 in finals.

1993

Eastern Division

Team	Manager	W-L	Pct.	GB
NAS	Rick Renick	81-62	.566	-
BUF	Doc Edwards	71-73	.493	10.5
LOU	Jack Krol	68-76	.472	13.5
IND	Marc Bombard	66-77	.462	15

Western Division

Team	Manager	W-L	Pct.	GB
IOWA	Marv Foley	85-59	.590	-
NO	Chris Bando	80-64	.556	5
OMA	Jeff Cox	70-74	.486	15
OKC	Bobby Jones	54-90	.375	31

Playoffs - IOWA def. NAS 4-3 in finals.

1994

Team	Manager	W-L	Pct.	GB
IND	Marc Bombard	86-57	.601	-
NAS	Rick Renick	83-61	.576	3.5
NO	Chris Bando	78-66	.542	8.5
LOU	Joe Pettini	74-68	.521	11.5
IOWA	Rick Patterson	69-74	.483	17
OMA	Jeff Cox	68-76	.472	18.5
OKC	Bobby Jones	61-83	.423	25.5
BUF	Doc Edwards	55-89	.382	31.5

Playoffs - IND def. LOU 3-0; NAS def.
NO 3-0. IND def. NAS 3-1 in finals.

1995

Team	Manager	W-L	Pct.	GB
IND	Marc Bombard	88-56	.611	-
BUF	Brian Graham	82-62	.569	6
OMA	Mike Jerschele	76-68	.528	12
LOU	Joe Pettini	74-70	.514	14
IOWA	Ron Clark	69-74	.483	18.5
NAS	Rick Renick	68-76	.472	20
NO	Chris Bando	63-79	.444	24
OKC	Greg Biagini	54-89	.378	33.5

Playoffs - LOU def. IND 3-0; BUF def.
OMA 3-1. LOU def. BUF 3-2 in finals.

1996

Eastern Division

Team	Manager	W-L	Pct.	GB
BUF	Brian Graham	84-60	.583	-
IND	Dave Miley	78-66	.542	6
NAS	Rick Renick	77-67	.535	7
LOU	Joe Pettini	60-84	.417	24

Western Division

Team	Manager	W-L	Pct.	GB
OMA	Mike Jerschele	79-65	.549	-
OKC	Greg Biagini	74-70	.514	5
IOWA	Ron Clark	64-78	.451	14
NO	Tim Ireland	58-84	.408	20

Playoffs - IND def. BUF 3-2; OKC def.
OMA 3-1. OKC def. IND 3-1 in finals.

1997

Eastern Division

Team	Manager	W-L	Pct.	GB
BUF	Brian Graham	87-57	.604	-
IND	Dave Miley	85-59	.590	2
NAS	Tom Spencer	74-69	.517	12.5
LOU	Gaylen Pitts	58-85	.406	28.5

Western Division

Team	Manager	W-L	Pct.	GB
IOWA	Tim Johnson	74-69	.517	-
NO	Steve Swisher	74-70	.512	0.5
	Matt Galante			
OKC	Greg Biagini	61-82	.427	13
OMA	Mike Jerschele	61-83	.424	13.5

Playoffs - BUF def. IND 3-2; IOWA def.
NO 3-0; BUF def. IOWA 3-0 in finals.

IL STANDINGS

1998 - 2010

1998					2000				
<i>North Division</i>					<i>North Division</i>				
Team	Manager	W-L	Pct.	GB	Team	Manager	W-L	Pct.	GB
BUF	Jeff Datz	81-62	.566	-	BUF	Joel Skinner	86-59	.593	-
SYR*	Terry Bevington	80-62	.563	0.5	SWB*	Marc Bombard	85-60	.586	1
PAW	Ken Macha	77-64	.546	3	PAW	Gary Jones	82-61	.573	3
ROC	Marv Foley	70-74	.486	11.5	SYR	Kelly/Malave/Queen	74-66	.529	9.5
OTT	Pat Kelly	69-74	.483	12	ROC	Marv Foley	65-79	.451	20.5
SWB	Marc Bombard	67-75	.472	13.5	OTT	Jeff Cox/Rick Sweet	53-88	.376	31.0
<i>West Division</i>					<i>West Division</i>				
Team	Manager	W-L	Pct.	GB	Team	Manager	W-L	Pct.	GB
LOU	Gary Allenson	77-67	.535	-	IND	Steve Smith	81-63	.563	-
IND	Dave Miley	76-67	.531	0.5	COL	Trey Hillman	75-69	.521	6.0
COL	Stump Merrill	67-77	.465	10	LOU	Dave Miley	71-73	.493	10.0
TOL	Gene Roof	52-89	.369	23.5	TOL	Anderson/Ezell	55-86	.390	24.5
<i>South Division</i>					<i>South Division</i>				
Team	Manager	W-L	Pct.	GB	Team	Manager	W-L	Pct.	GB
DUR	Bill Evers	80-64	.556	-	DUR	Bill Evers	81-62	.566	-
NOR	Rick Dempsey	70-72	.493	9	CHA	Nick Leyva	78-65	.545	3.0
CHA	Fredi Gonzalez	70-73	.490	9.5	NOR	John Gibbons	65-79	.451	16.5
RMD	Jeff Cox	64-80	.444	16	RMD	Randy Ingle	51-92	.357	30.0
Playoffs - BUF def. SYR 3-0; DUR def. LOU 3-0. BUF def. DUR 3-2 in finals. NO def. BUF 3-1 in Triple-A World Series.					Playoffs - IND def. DUR 3-2; SWB def. BUF 3-1. IND def. SWB 3-2 in finals. IND def. MEM 3-1 in Triple-A World Series.				
1999					2001				
<i>North Division</i>					<i>North Division</i>				
Team	Manager	W-L	Pct.	GB	Team	Manager	W-L	Pct.	GB
SWB	Marc Bombard	78-66	.542	-	BUF	Eric Wedge	91-51	.641	-
PAW	Gary Jones	76-68	.528	2	SWB*	Marc Bombard	78-65	.545	13.5
SYR	Pat Kelly	73-71	.507	5	SYR	Omar Malave	71-73	.493	21
BUF	Jeff Datz	72-72	.500	6	OTT	Stan Hough	68-76	.472	24
ROC	Dave Machemer	61-83	.424	17	PAW	Gary Jones	60-82	.423	31
OTT	Jeff Cox	59-85	.410	19	ROC	Andy Etchebarren	60-84	.417	32
<i>West Division</i>					<i>West Division</i>				
Team	Manager	W-L	Pct.	GB	Team	Manager	W-L	Pct.	GB
COL	Trey Hillman	83-58	.589	-	LOU	Dave Miley	84-60	.583	-
IND	Dave Miley	75-69	.521	9.5	COL	Trey Hillman	67-76	.469	16.5
LOU	Gary Allenson	63-81	.438	21.5	IND	Wendall Kim	66-78	.458	18
TOL	Gene Roof	57-87	.396	27.5	TOL	Bruce Fields	65-79	.451	19
<i>South Division</i>					<i>South Division</i>				
Team	Manager	W-L	Pct.	GB	Team	Manager	W-L	Pct.	GB
DUR	Bill Evers	83-60	.580	-	NOR	John Gibbons	85-57	.599	-
CHA*	Tom Spencer	82-62	.569	1.5	DUR	Bill Evers	74-70	.514	12
NOR	John Gibbons	77-63	.550	4.5	RMD	Carlos Tosca	68-76	.472	18
RMD	Randy Ingle	64-78	.451	18.5	CHA	Nick Leyva	67-77	.465	19
Playoffs - CHA def. SWB 3-2; DUR def. COL 3-0. CHA def. DUR 3-1 in finals. VAN def. CHA 3-2 in Triple-A World Series.					Playoffs - LOU def. NOR 3-2; SWB def. BUF 3-2. LOU def. SWB 1-0 in finals (series shortened due to terrorist attacks of Sept. 11, 2001).				

IL STANDINGS

1998 - 2010

2002

North Division

Team	Manager	W-L	Pct.	GB
SWB	Marc Bombard	91-53	.632	-
BUF*	Eric Wedge	87-57	.604	4
OTT	Tim Leper	80-61	.567	9.5
SYR	Omar Malave	64-80	.444	27
PAW	Buddy Bailey	60-84	.417	31
ROC	Andy Etchebarren	55-89	.382	36

West Division

Team	Manager	W-L	Pct.	GB
TOL	Bruce Fields	81-63	.563	-
LOU	Dave Miley	79-65	.549	2
IND	Ed Romero	67-76	.469	13.5
COL	Butterfield/Howard/Merrill	59-83	.415	21

South Division

Team	Manager	W-L	Pct.	GB
DUR	Bill Evers	80-64	.556	-
RMD	Fredi Gonzalez	75-67	.528	4
NOR	Bobby Floyd	70-73	.490	9.5
CHA	Nick Capra	55-88	.385	24.5

Playoffs - BUF def. SWB 3-0; DUR def. TOL 3-0. DUR def. BUF 3-0 in finals.

2003

North Division

Team	Manager	W-L	Pct.	GB
PAW	Buddy Bailey	83-61	.576	-
OTT*	Gary Allenson	79-65	.549	4
SWB	Marc Bombard	73-70	.510	9.5
BUF	Marty Brown	73-70	.510	9.5
ROC	Phil Roof	68-75	.476	14.5
SYR	Omar Malave	62-79	.440	19.5

West Division

Team	Manager	W-L	Pct.	GB
LOU	Dave Miley/Rick Burleson	79-64	.552	-
COL	Bucky Dent	76-68	.528	3.5
TOL	Larry Parrish	65-78	.455	14
IND	Cecil Cooper	64-78	.451	14.5

South Division

Team	Manager	W-L	Pct.	GB
DUR	Bill Evers	73-67	.521	-
CHA	Nick Capra	74-70	.514	1
NOR	Bobby Floyd	67-76	.469	7.5
RMD	Pat Kelly	64-79	.448	10.5

Playoffs - PAW def. OTT 3-2; DUR def. LOU 3-1. DUR def. PAW 3-0 in finals.

2004

North Division

Team	Manager	W-L	Pct.	GB
BUF	Marty Brown	83-61	.576	-
PAW	Buddy Bailey	73-71	.507	10
ROC	Phil Roof	73-71	.507	10
SWB	Marc Bombard	69-73	.486	13
OTT	Tim Leper	66-78	.458	17
SYR	Marty Pevey	66-78	.458	17

West Division

Team	Manager	W-L	Pct.	GB
COL	Bucky Dent	80-64	.556	-
LOU	Rick Burleson	67-77	.465	13
IND	Cecil Cooper	66-78	.458	14
TOL	Larry Parrish	65-78	.455	14.5

South Division

Team	Manager	W-L	Pct.	GB
RMD	Pat Kelly	79-62	.560	-
DUR*	Bill Evers	77-67	.535	3.5
NOR	John Stearns	72-72	.500	8.5
CHA	Nick Capra	68-74	.479	11.5

Playoffs - BUF def. DUR 3-2; RMD def. COL 3-2. BUF def. RMD 3-1 in finals.

2005

North Division

Team	Manager	W-L	Pct.	GB
BUF	Marty Brown	82-62	.569	-
PAW	Ron Johnson	75-69	.521	7.0
ROC	Phil Roof/Rich Miller	75-69	.521	7.0
SYR	Marty Pevey	71-73	.493	11.0
OTT	Dave Trembley	69-75	.479	13.0
SWB	Gene LaMont	69-75	.479	13.0

West Division

Team	Manager	W-L	Pct.	GB
TOL	Larry Parrish	89-55	.618	-
IND*	Trent Jewett	78-66	.542	11.0
COL	Bucky Dent	77-67	.535	12.0
LOU	Rick Sweet	66-78	.458	23.0

South Division

Team	Manager	W-L	Pct.	GB
NOR	Ken Oberkfell	79-65	.549	-
DUR	Bill Evers	65-79	.451	14.0
CHA	Nick Leyva/Manny Trillo	57-87	.396	22.0
RMD	Pat Kelly	56-88	.389	23.0

Playoffs - IND def. BUF 3-2; TOL def. NOR 3-2. TOL def. IND 3-0 in finals.

2006

IL STANDINGS

1998 - 2010

North Division

Team	Manager	W-L	Pct.	GB
SWB	John Russell	84-58	.592	-
ROC*	Stan Cliburn	79-64	.552	5.5
BUF	Torey Lovullo	73-68	.518	10.5
OTT	Dave Trembley	74-69	.517	10.5
PAW	Ron Johnson	69-75	.479	16
SYR	Mike Basso	64-79	.448	20.5

West Division

Team	Manager	W-L	Pct.	GB
IND	Trent Jewett	76-66	.535	-
TOL	Larry Parrish	76-66	.535	-
LOU	Rick Sweet	75-68	.524	1.5
COL	Dave Miley	69-73	.486	7

South Division

Team	Manager	W-L	Pct.	GB
CHA	Razor Shines	79-62	.560	-
DUR	John Tamargo	64-78	.451	15.5
NOR	Ken Oberkfell	57-84	.404	22
RMD	Brian Snitker	57-86	.399	23

Playoffs - TOL def. IND 4-0 for division.
TOL def. CHA 3-1; ROC def. SWB 3-1.
TOL def. ROC 3-2 in finals. TUC def. TOL
5-2 in Bricktown Showdown.

2007

North Division

Team	Manager	W-L	Pct.	GB
SWB	Dave Miley	84-59	.587	-
ROC	Stan Cliburn	77-67	.535	7.5
BUF	Torey Lovullo	75-67	.528	8.5
PAW	Ron Johnson	67-75	.472	16.5
SYR	Doug Davis	64-80	.444	20.5
OTT	John Russell	55-88	.385	29.0

West Division

Team	Manager	W-L	Pct.	GB
TOL	Mike Rojas	82-61	.573	-
LOU	Rick Sweet	74-70	.514	8.5
IND	Trent Jewett	70-73	.490	12.0
COL	John Stearns	64-80	.444	18.5

South Division

Team	Manager	W-L	Pct.	GB
DUR	Charlie Montoyo	80-63	.559	-
RMD*	Dave Brundage	77-64	.546	2.0
NOR	Gary Allenson	69-74	.483	11.0
CHA	Marc Bombard	63-80	.441	17.0

Playoffs - RMD def. SWB 3-1; DUR def.
TOL 3-0. RMD def. DUR 3-2 in finals.
SAC def. RMD 7-1 in Bricktown
Showdown.

2008

North Division

Team	Manager	W-L	Pct.	GB
SWB	Dave Miley	88-56	.611	-
PAW*	Ron Johnson	85-58	.594	2.5
ROC	Stan Cliburn	74-70	.514	14.0
SYR	Doug Davis	69-73	.486	18.0
BUF	Torey Lovullo	66-77	.462	21.5
LHV	Dave Huppert	55-89	.382	33.0

West Division

Team	Manager	W-L	Pct.	GB
LOU	Rick Sweet	88-56	.611	-
TOL	Larry Parrish	75-69	.521	13.0
COL	Tim Foli	69-73	.486	18.0
IND	Trent Jewett	68-76	.472	20.0

South Division

Team	Manager	W-L	Pct.	GB
DUR	Charlie Montoyo	74-70	.514	-
NOR	Gary Allenson	64-78	.451	9.0
CHA	Marc Bombard	63-78	.447	9.5
RMD	Dave Brundage	63-78	.447	9.5

2008 (cont)

Playoffs - DUR def. LOU 3-1; SWB def.
PAW 3-1. SWB def. DUR 3-1 in finals.
SAC def. SWB 4-1 in Bricktown
Showdown.

2009

North Division

Team	Manager	W-L	Pct.	GB
SWB	Dave Miley	81-64	.574	-
SYR	Tom Foli	76-68	.528	6.5
LHV	Dave Huppert	71-73	.493	11.5
ROC	Stan Cliburn	70-74	.486	12.5
PAW	Ron Johnson	61-82	.427	21.0
BUF	Ken Oberkfell	56-87	.392	26.0

West Division

Team	Manager	W-L	Pct.	GB
LOU	Rick Sweet	84-58	.592	-
TOL	Larry Parrish	73-70	.510	11.5
IND	Frank Kremblas	70-73	.490	14.5
COL	Torey Lovullo	57-85	.401	27.0

South Division

Team	Manager	W-L	Pct.	GB
DUR	Charlie Montoyo	83-61	.576	-
GWN*	Dave Brundage	81-63	.563	2.0
NOR	Gary Allenson	71-71	.500	11.0
CHA	Chris Chambliss	67-76	.469	15.5

Playoffs - DUR def. LOU 3-2; SWB def.
GWN 3-1. DUR def. SWB 3-0 in finals.
DUR def. MEM 5-4 in Triple-A Nat'l
Championship.

2010

North Division

Team	Manager	W-L	Pct.	GB
SWB	Dave Miley	87-56	.608	-
SYR	Trent Jewett	76-67	.531	11.0
BUF	Ken Oberkfell	76-68	.528	11.5
PAW	Torey Lovullo	66-78	.458	21.5
LHV	Dave Huppert	58-86	.403	29.5
ROC	Tom Nieto	49-95	.340	38.5

West Division

Team	Manager	W-L	Pct.	GB
LOU	Rick Sweet	79-64	.552	-
COL	Mike Sarbaugh	79-65	.549	0.5
IND	Frank Kremblas	71-73	.493	8.5
TOL	Larry Parrish	70-73	.490	9.0

South Division

Team	Manager	W-L	Pct.	GB
DUR	Charlie Montoyo	88-55	.615	-
GWN	Dave Brundage	72-71	.503	16.0
CHA	Chris Chambliss	67-77	.465	21.5
NOR	Gary Allenson	67-77	.465	21.5

Playoffs - DUR def. LOU 3-2; COL def.
SWB 3-1. COL def. DUR 3-1 in finals.
COL def. TUC 12-6 in Triple-A Nat'l
Championship.

LOUISVILLE VS. IL OPPONENTS

SINCE 1982

BUFFALO

Year	Home	Away	Total	Pct.
1985	5-8	9-4	14-12	.538
1986	6-7	8-5	14-12	.538
1987	6-4	3-7	9-11	.450
1988	2-7	1-8	3-15	.167
1989	4-5	3-6	7-11	.389
1990	5-4	4-5	9-9	.500
1991	4-5	3-6	7-11	.389
1992	6-6	3-9	9-15	.375
1993	5-7	4-8	9-15	.375
1994	10-2	6-6	16-8	.666
1995	6-6	2-10	8-16	.333
1996	1-11	4-8	5-19	.208
1997	6-6	2-10	8-16	.333
1998	3-1	2-2	5-3	.625
1999	3-1	1-3	4-4	.500
2000	3-1	1-3	4-4	.500
2001	2-2	2-2	4-4	.500
2002	0-4	2-2	2-6	.250
2003	4-0	1-3	5-3	.625
2004	1-3	2-2	3-5	.375
2005	1-3	0-4	1-7	.125
2006	3-1	1-3	4-4	.500
2007	2-2	1-3	3-5	.375
2008	1-3	4-0	5-3	.625
2009	3-1	2-2	5-3	.625
2010	2-2	1-3	3-5	.375
TOTAL	94-102		166-226	
		72-124		.424

PLAYOFFS VS. BUFFALO

Year	Home	Away	Total	Pct.
1995	1-1	2-1	3-2	.600

CHARLOTTE

Year	Home	Away	Total	Pct.
1998	5-1	3-3	8-4	.667
1999	1-5	4-2	5-7	.417
2000	3-3	3-3	6-6	.500
2001	4-2	5-1	9-3	.750
2002	5-1	4-2	9-3	.750
2003	3-3	2-4	5-7	.417
2004	2-4	4-2	6-6	.500
2005	4-2	3-3	7-5	.583
2006	1-5	2-4	3-9	.250
2007	2-4	4-2	6-6	.500
2008	3-1	3-1	6-2	.750
2009	3-1	2-2	5-3	.625
2010	4-0	3-1	7-1	.875
TOTAL	40-32		82-62	
		42-30		.569

COLUMBUS

Year	Home	Away	Total	Pct.
1988	0-2	2-1	2-3	.400
1989	0-2	3-0	3-2	.600
1990	0-2	1-2	1-4	.200
1991	0-3	1-1	1-4	.200
1998	6-2	4-4	10-6	.625
1999	3-5	2-6	5-11	.313
2000	8-0	3-5	11-5	.687
2001	7-1	4-4	11-5	.687
2002	4-4	5-3	9-7	.563
2003	6-2	5-3	11-5	.687

Year	Home	Away	Total	Pct.
2004	4-4	1-7	5-11	.313
2005	4-4	4-4	8-8	.500
2006	4-4	1-7	5-11	.313
2007	5-3	5-3	10-6	.625
2008	7-4	8-2	15-6	.714
2009	8-3	7-3	15-6	.714
2010	5-5	2-9	7-14	
TOTAL	71-50		129-114	
		58-64		.530

1988-08: @ Cooper Stadium (49-52)

2009-Present: @ Huntington Park (9-12)

DURHAM

Year	Home	Away	Total	Pct.
1998	0-6	3-3	3-9	.250
1999	4-2	2-4	6-6	.500
2000	2-4	2-4	4-8	.333
2001	4-2	2-4	6-6	.500
2002	4-2	2-4	6-6	.500
2003	5-1	1-5	6-6	.500
2004	5-1	2-4	7-5	.583
2005	3-3	4-2	7-5	.583
2006	5-1	2-4	7-5	.583
2007	1-5	3-3	4-8	.333
2008	2-2	1-3	3-5	.375
2009	2-2	1-3	3-5	.375
2010	2-2	1-3	3-5	.375
TOTAL	39-33		65-80	
		26-46		.448

PLAYOFFS VS. DURHAM

Year	Home	Away	Total	Pct.
1998	0-2	0-1	0-3	.000
2003	0-2	1-1	1-3	.250
2008	1-1	0-2	1-3	.250
2009	1-2	1-1	2-3	.400
2010	1-1	1-2	2-3	.400

GWINNETT

(Richmond from 1988-08)

Year	Home	Away	Total	Pct.
1988	1-3	1-0	2-3	.400
1989	1-2	1-2	2-4	.333
1990	2-1	1-2	3-3	.500
1991	2-1	0-2	2-3	.400
1998	4-2	2-4	6-6	.500
1999	4-2	3-3	7-5	.583
2000	3-3	5-1	8-4	.666
2001	3-3	4-2	7-5	.583
2002	2-4	2-4	4-8	.333
2003	3-3	4-1	7-4	.636
2004	4-2	5-1	9-3	.750
2005	1-5	3-3	4-8	.333
2006	4-2	4-1	8-3	.727
2007	3-3	1-5	4-8	.333
2008	3-1	1-3	4-4	.500
TOTAL	40-37		77-71	
		37-34		.520
2009	2-2	2-2	4-4	.500
2010	2-2	3-0	5-2	.714
TOTAL	4-4		9-6	
		5-2		.600

LOUISVILLE VS. IL OPPONENTS

SINCE 1982

INDIANAPOLIS				
Year	Home	Away	Total	Pct.
1982	7-5	7-5	14-10	.583
1983	6-6	6-6	12-12	.500
1984	9-4	6-3	15-7	.682
1985	10-3	7-6	17-9	.654
1986	5-8	4-9	9-17	.346
1987	5-5	6-4	11-9	.550
1988	4-5	3-6	7-11	.389
1989	3-6	3-6	6-12	.333
1990	8-1	6-3	14-4	.778
1991	3-6	3-6	6-12	.333
1992	9-3	5-7	14-10	.583
1993	7-5	2-10	9-15	.375
1994	8-3	5-7	13-10	.565
1995	6-6	2-10	8-16	.333
1996	6-6	3-9	9-15	.375
1997	6-6	1-11	7-17	.292
1998	2-6	3-5	5-11	.313
1999	3-5	4-4	7-9	.438
2000	1-7	2-6	3-13	.187
2001	4-4	6-2	10-6	.625
2002	5-3	4-4	9-7	.563
2003	4-4	5-3	9-7	.563
2004	4-4	3-5	7-9	.438
2005	3-5	5-3	8-8	.500
2006	3-5	5-3	8-8	.500
2007	6-2	4-4	10-6	.625
2008	6-5	6-5	12-10	.545
2009	8-3	7-4	15-7	.682
2010	5-6	7-4	12-10	.545
TOTAL	156-137		286-297	

130-160 .490

1982-96: @ Bush Stadium (65-94)

1996-Present: @ Victory Field (65-66)

PLAYOFFS VS. INDIANAPOLIS

Year	Home	Away	Total	Pct.
1984	2-1	2-1	4-2	.667
1987	2-1	0-2	2-3	.400
1994	0-2	0-1	0-3	.000
1995	2-0	1-0	3-0	1.000

LEHIGH VALLEY

(Ottawa from 1998-2007)

Year	Home	Away	Total	Pct.
1998	3-1	2-2	5-3	.625
1999	3-1	1-3	4-4	.500
2000	2-2	1-3	3-5	.375
2001	0-4	3-1	3-5	.375
2002	2-2	3-1	5-3	.625
2003	2-2	0-4	2-6	.250
2004	1-3	1-3	2-6	.250
2005	3-1	1-3	4-4	.500
2006	4-1	0-3	4-4	.500
2007	2-2	2-2	4-4	.500
TOTAL	22-19		36-44	

14-25 .450

2008	3-1	2-2	5-3	.625
2009	4-0	3-1	7-1	.875
2010	3-1	3-1	6-2	.750
TOTAL	10-2		18-6	
		8-4		.750

NORFOLK				
(Tidewater from 1988-91)				
Year	Home	Away	Total	Pct.
1988	1-1	1-2	2-3	.400
1989	2-1	1-2	3-3	.500
1990	2-1	1-2	3-3	.500
1991	0-2	1-2	1-4	.200
1998	4-2	3-3	7-5	.583
1999	3-3	1-5	4-8	.333
2000	3-3	2-4	5-7	.417
2001	4-2	1-5	5-7	.417
2002	6-0	3-3	9-3	.750
2003	5-1	2-4	7-5	.583
2004	2-4	2-4	4-8	.333
2005	3-3	2-4	5-7	.417
2006	5-1	4-2	9-3	.750
2007	3-3	4-2	7-5	.583
2008	2-2	3-1	5-3	.625
2009	3-1	0-4	3-5	.375
2010	4-0	2-2	6-2	.750
TOTAL	52-30		85-81	
		33-51		.512

PAWTUCKET

Year	Home	Away	Total	Pct.
1988	3-0	2-0	5-0	1.000
1989	2-0	1-2	3-2	.600
1990	2-2	0-2	2-4	.333
1991	1-2	0-2	1-4	.200
1998	3-1	1-3	4-4	.500
1999	1-3	1-3	2-6	.250
2000	3-1	0-4	3-5	.375
2001	3-1	3-1	6-2	.750
2002	4-0	2-2	6-2	.750
2003	2-2	3-1	5-3	.625
2004	2-2	4-0	6-2	.750
2005	2-2	2-2	4-4	.500
2006	3-1	2-2	5-3	.625
2007	3-1	1-3	4-4	.500
2008	3-1	2-2	5-3	.625
2009	2-2	2-1	4-3	.571
2010	2-2	2-2	4-4	.500
TOTAL	41-23		69-55	
		28-32		.556

LOUISVILLE VS. IL OPPONENTS

SINCE 1982

ROCHESTER				
Year	Home	Away	Total	Pct.
1988	3-0	1-1	4-1	.800
1989	2-1	1-2	3-3	.500
1990	2-1	1-2	3-3	.500
1991	0-2	1-2	1-4	.200
1998	3-1	2-2	5-3	.625
1999	4-0	3-1	7-1	.875
2000	2-2	2-2	4-4	.500
2001	2-2	2-2	4-4	.500
2002	4-0	2-2	6-2	.750
2003	4-0	2-2	6-2	.750
2004	1-3	1-3	2-6	.250
2005	2-2	2-2	4-4	.500
2006	3-1	2-2	5-3	.625
2007	2-2	3-1	5-3	.625
2008	1-3	2-2	3-5	.375
2009	1-3	2-2	3-5	.375
2010	3-1	2-2	5-3	.625
TOTAL	39-24		70-56	
		31-32		.556

SYRACUSE				
Year	Home	Away	Total	Pct.
1988	1-1	2-1	3-2	.600
1989	0-3	2-1	2-4	.333
1990	2-1	0-2	2-3	.400
1991	2-1	1-1	3-2	.600
1998	2-2	2-2	4-4	.500
1999	2-2	0-4	2-6	.250
2000	4-0	2-2	6-2	.750
2001	4-0	0-4	4-4	.500
2002	3-1	2-2	5-3	.625
2003	3-1	2-2	5-3	.625
2004	3-1	1-3	4-4	.500
2005	4-0	1-3	5-3	.625
2006	3-1	2-2	5-3	.625
2007	3-1	2-2	5-3	.625
2008	3-1	2-2	5-3	.625
2009	2-2	2-2	4-4	.500
2010	3-1	2-2	5-3	.625
TOTAL	29-33		53-72	
		24-39		.424

SCRANTON/WILKES-BARRE				
<i>(Maine in 1988)</i>				
Year	Home	Away	Total	Pct.
1988	1-1	1-2	2-3	.400
1989	2-1	0-2	2-3	.400
1990	2-1	1-2	3-3	.500
1991	1-1	1-2	2-3	.400
1998	0-4	3-1	3-5	.375
1999	2-2	0-4	2-6	.250
2000	3-1	0-4	3-5	.375
2001	3-1	1-3	4-4	.500
2002	0-4	1-3	1-7	.125
2003	1-3	1-3	2-6	.250
2004	1-3	1-3	2-6	.250
2005	1-3	2-2	3-5	.375
2006	2-2	3-1	5-3	.625
2007	1-3	2-2	3-5	.375
2008	3-1	3-1	6-2	.750
2009	3-1	2-2	5-3	.625
2010	3-1	0-4	3-5	.375
TOTAL	29-33		51-74	
		22-41		.408

PLAYOFFS VS. SCRANTON/W-B				
Year	Home	Away	Total	Pct.
2001	1-0	0-0	1-0	1.000

TOLEDO				
Year	Home	Away	Total	Pct.
1988	3-0	1-1	4-1	.800
1989	2-1	1-0	3-1	.750
1990	2-1	2-0	4-1	.800
1991	0-2	1-2	1-4	.200
1998	6-2	6-2	12-4	.750
1999	5-3	3-5	8-8	.500
2000	5-3	6-2	11-5	.687
2001	6-2	5-3	11-5	.687
2002	6-2	2-6	8-8	.500
2003	4-4	5-3	9-7	.563
2004	5-3	5-3	10-6	.625
2005	4-4	2-6	6-10	.375
2006	3-5	4-4	7-9	.438
2007	6-2	3-5	9-7	.562
2008	7-3	7-4	14-7	.667
2009	4-6	7-3	11-9	.550
2010	5-6	8-2	13-8	.619
TOTAL	73-49		141-100	
		68-51		.585

1988-01: @ Ned Skeldon Stadium (25-15)
2002-Present: @ Fifth Third Field (43-36)

LOUISVILLE ON OPENING DAY

SINCE 1982

DATE	RESULT	LINE SCORE	PITCHERS
April 3, 1982	Loss	Louisville @ Evansville	2-5-2 5-7-0 LP: Jose Brito WP: Bruce Robbins
April 15, 1983	Win	Iowa @ Louisville	3-9-1 4-10-1 LP: Reggie Patterson WP: Ralph Citarella
April 9, 1984	Loss	Denver @ Louisville	8-14-2 7-10-2 LP: Terry Clark WP: Bert Roberge
April 12, 1985	Loss	Indianapolis @ Louisville	4-8-1 0-6-0 LP: Todd Worrell WP: Greg Bargar
April 11, 1986	Loss	Buffalo @ Louisville	8-12-0 4-12-2 LP: Greg Mathews WP: Bill Long
April 10, 1987	Loss	Iowa @ Louisville	10-12-2 8-10-2 LP: Greg Bargar WP: Joe Kraemer
April 7, 1988	Win	Buffalo @ Louisville	4-8-4 7-8-0 LP: Morris Madden WP: Gibson Alba
April 5, 1989	Loss	Louisville @ Buffalo	3-7-1 8-14-1 LP: Ken Hill WP: Bob Patterson
April 6, 1990	Win	Louisville @ Oklahoma City	5-9-0 0-2-1 LP: David Miller WP: Omar Olivares
April 10, 1991	Loss	Iowa @ Louisville	4-9-2 3-9-0 LP: Stan Clarke WP: Lance Dickson
April 9, 1992	Loss	Iowa @ Louisville	4-11-0 3-9-0 LP: Mark Clark WP: John Salles
April 8, 1993	Win	Oklahoma City @ Louisville	1-4-1 8-9-0 LP: Terry Burrows WP: Allen Watson
April 7, 1994	Loss	Louisville @ Iowa	3-7-0 5-7-2 LP: Brian Barber WP: Mike Walker
April 6, 1995	Loss	Indianapolis @ Louisville	4-8-0 3-7-0 LP: Gary Buckels WP: Rich Sauveur
April 4, 1996	Win	Indianapolis @ Louisville	4-3-5 5-9-2 LP: Scott Service WP: Rich Batchelor
April 3, 1997	Win	Indianapolis @ Louisville	3-8-2 10-5-0 LP: Roger Salkeld WP: Sean Lowe
April 9, 1998	Win	Columbus @ Louisville	5-8-1 9-9-0 LP: Wilson Herdia WP: Bobby Chouinard
April 8, 1999	Loss	Columbus @ Louisville	6-8-0 5-10-2 LP: Al Reyes WP: Dave Pavlas
April 6, 2000	Win	Louisville @ Norfolk	12-16-2 10-17-1 LP: Richie Lewis WP: Ted Rose
April 5, 2001	Win	Columbus @ Louisville	4-9-1 5-8-0 LP: Kevin Lovingier WP: Hector Mercado
April 4, 2002	Win	Toledo @ Louisville	0-10-0 2-8-0 LP: Tim Kalita WP: Jared Fernandez
April 3, 2003	Loss	Louisville @ Toledo	1-6-1 6-9-0 LP: Chris Reitsma WP: Seth Greisinger
April 8, 2004	Loss	Louisville @ Richmond	0-2-2 2-3-0 LP: Matt Belisle WP: Travis Smith
April 7, 2005	Win	Ottawa @ Louisville	4-11-2 5-9-0 LP: Aaron Rakers WP: Tom Shearn
April 6, 2006	Loss	Louisville @ Ottawa	1-5-0 4-9-0 LP: Justin Germano WP: Kurt Birkins
April 5, 2007	Win	Toledo @ Louisville	4-13-0 5-8-0 LP: Corey Hamman WP: Brad Salmon
April 3, 2008	Loss	Louisville @ Syracuse	0-4-0 2-7-0 LP: Homer Bailey WP: David Purcey
April 9, 2009	Loss	Columbus @ Louisville	12-14-0 4-5-3 LP: Homer Bailey WP: David Huff
April 8, 2010	Win	Louisville @ Toledo	5-9-1 3-10-0 LP: Sam LeCure WP: Ruddy Lugo

OVERALL RECORD ON OPENING DAY: 13-16

HOME RECORD ON OPENING DAY: 10-9

AWAY RECORD ON OPENING DAY: 3-7

OPPONENTS



Gwinnett's Freddie Freeman was named the 2010 International League Rookie of the Year.

BUFFALO BISON

2010 RECORD: 76-68 (.528)

One James D. Griffin Plaza
Buffalo, New York 14203

PHONE: 716.846.2000

FAX: 716.852.6530

www.bisons.com



Triple-A Affiliate of the New York Mets
3rd in IL North Division (11.5 GB) in 2010

MEDIA INFORMATION

STAFF INFORMATION

CONTACT	Brad Bisbing	GENERAL MGR	Michael Buczkowski
PHONE	716.846.2019		
E-MAIL	bbisbing@bisons.com	FIELD MANAGER	Tim Teufel
PRESS BOX #	716.846.2215	HITTING COACH	Mike Easler
FLAGSHIP	WWKB 1520-AM	PITCHING COACH	Ricky Bones
ANNOUNCER	Ben Wagner	TRAINER	Joe Golia

2010 HEAD-TO-HEAD MEETINGS (OVERALL: 3-5, HOME: 2-2, ROAD: 1-3)

DATE	SITE	SCORE	WP	LP	SV	ATT	TIME
5/1	@ BUF	1-0 L	Livingston	LeCure	Dessens	5,303	2:10
5/2	@ BUF	6-4(10) L	Lujan	Adkins		4,504	2:54
5/3	@ BUF	20-7 W	Chapman	Stoner	Jukich	6,132	3:22
5/4	@ BUF	5-4 L	Dessens	Adkins		4,853	2:24
5/10	vs. BUF	7-6 W	Jukich	Parnell	Adkins	6,949	2:46
5/11	vs. BUF	11-0 W	Reineke	Livingston		6,170	2:44
5/12	vs. BUF	8-7 L	Dessens	Adkins		11,417	2:36
5/13	vs. BUF	6-1 W	Stoner	Wood		7,649	2:34

NEW YORK METS TOP 10 ORGANIZATIONAL PROSPECTS

- | | |
|-------------------------|--------------------------|
| 1. Jenrry Mejia, RHP | 6. Reese Havens, 2B/SS |
| 2. Wilmer Flores, SS | 7. Lucas Duda, OF/1B |
| 3. Cesar Puello, OF | 8. Fernando Martinez, OF |
| 4. Matt Harvey, RHP | 9. Aderlin Rodriguez, 3B |
| 5. Kirk Nieuwenhuis, OF | 10. Brad Holt, RHP |

STADIUM FACTS

SURFACE
Natural Grass

CAPACITY
18,8025

DIMENSIONS
LF- 325'
CF- 404'
RF- 325'



Coca Cola Field



Tim Teufel

OPPONENTS

CHARLOTTE KNIGHTS

2010 RECORD: 67-77 (.465)

2280 Deerfield Drive
Fort Mill, South Carolina 29715

PHONE: 704.357.8071
FAX: 704.329.2155
www.charlotteknights.com



Triple-A Affiliate of the Chicago White Sox
3rd in IL South Division (21.5 GB) in 2010

MEDIA INFORMATION

STAFF INFORMATION

CONTACT	Patrick Starck	GENERAL MGR	Dan Rajkowski
PHONE	704.357.8071 (ext. 2144)		
E-MAIL	patrick@charlotteknights.com	FIELD MANAGER	Joe McEwing
PRESS BOX #	704.329.2144	HITTING COACH	Tim Laker
FLAGSHIP	WFNZ 1160-AM	PITCHING COACH	Rich Dotson
ANNOUNCER	Matt Swierad	TRAINER	Joe Geck

2010 HEAD-TO-HEAD MEETINGS (OVERALL: 7-1, HOME: 4-0, ROAD: 3-1)

DATE	SITE	SCORE	WP	LP	SV	ATT	TIME
07/19	@ CHA	11-2 W	Maloney	Torres	Burton	2,662	2:54
07/20	@ CHA	8-4 W	Klinker	Harrell		2,883	2:55
07/21	@ CHA	2-1 L	Nunez	Del Rosario	Williams	3,118	2:30
07/22	@ CHA	11-7 W	Burton	Dolsi		4,871	3:15
07/27	vs. CHA	19-6 W	Jukich	Zaleski		11,237	3:14
07/28	vs. CHA	7-5 W	Del Rosario	Dolsi	Valiquette	8,140	2:24
07/29	vs. CHA	2-0 W	Maloney	Nunez	Herrera	8,075	2:30
07/30	vs. CHA	5-2 W	Reineke	Adkins	Chapman	8,894	2:39

CHICAGO WHITE SOX TOP 10 ORGANIZATIONAL PROSPECTS

- | | |
|------------------------|-------------------------|
| 1. Chris Sale, LHP | 6. Gregori Infante, RHP |
| 2. Brent Morel, 3B | 7. Jacob Petricka, RHP |
| 3. Dayan Viciedo, 3B | 8. Brandon Short, OF |
| 4. Jared Mitchell, OF | 9. Trayce Thompson, OF |
| 5. Eduardo Escobar, SS | 10. Anthony Carter, RHP |



Knights Stadium

STADIUM FACTS

SURFACE
Natural Grass

CAPACITY
10,002

DIMENSIONS
LF- 325'
CF- 400'
RF- 325'



Joe McEwing

COLUMBUS CLIPPERS

2010 RECORD: 79-65 (.549)

330 Huntington Park Lane
Columbus, Ohio 43215

PHONE: 614.462.5250

FAX: 614.462.3271

www.clippersbaseball.com



Triple-A Affiliate of the Cleveland Indians
2nd in IL West Division (0.5 GB) in 2010

MEDIA INFORMATION

STAFF INFORMATION

CONTACT	Joe Santry	GENERAL MGR	Ken Schnacke
PHONE	614.722.1133		
E-MAIL	jsantry@clippersbaseball.com	FIELD MANAGER	Mike Sarbaugh
PRESS BOX #	614.462.7595	HITTING COACH	Lee May, Jr.
FLAGSHIP	WMNI 920-AM	PITCHING COACH	Ruben Niebla
ANNOUNCER	Ryan Mitchell/ Scott Leo	TRAINER	Michael Salazar

2010 HEAD-TO-HEAD MEETINGS (OVERALL: 7-14, HOME: 5-5, ROAD: 2-9)

DATE	SITE	SCORE	WP	LP	SV	ATT	TIME
04/17	vs. COL	3-1 L	Pino	Chapman	Rivera	13,131	2:42
04/18g1	vs. COL	6-4 (7) L	Lewis	Lehr	Todd		2:04
04/18g2	vs COL	3-0 (7) L	Herrmann	Reineke	Rivera	7,731	2:21
04/19	vs COL	8-2 W	LeCure	Carrasco		5,426	2:29
05/31g1	@ COL	1-0 (7) L	Germano	Reineke			1:53
05/31g2	@ COL	16-2 (7) W	Jukich	Sowers		7,628	2:47
06/01	@ COL	4-3 L	Herrmann	Adkins		8,343	2:32
06/02	@ COL	10-7 L	Carrasco	Maloney	Smith	9,336	2:56
07/10	vs COL	4-2 W	Reineke	Carrasco	Herrera	10,222	2:52
07/11	vs COL	7-5 (10) L	Todd	Del Rosario	Pestano,	8,587	3:09
07/31	vs COL	10-2 W	Bailey	Popham		9,897	2:49
08/01	vs COL	3-2 (11)W	Chapman	Smith		7,638	4:14
08/03	@ COL	4-3 (12)W	Burton	Smith	Chapman	9,415	3:36
08/04	@ COL	9-8 L	Todd	Herrera	Judy	10,728	2:44
08/13	@ COL	12-4 L	Huff	LeCure		10,100	2:38
08/14	@COL	1-0 L	Espino	Maloney	Pestano	9,412	2:12
08/15	@ COL	7-3 L	Pino	Harang		9,567	2:33
08/26	vs COL	5-2 L	Espino	Maloney	Pestano	7,499	2:31
08/27	vs COL	2-1 W	Chapman	Rivera		9,691	2:37



Huntington Park

STADIUM FACTS

SURFACE
Natural Grass

CAPACITY
10,100

DIMENSIONS
LF- 325'
CF- 400'
RF- 318'



Mike Sarbaugh

OPPONENTS

DURHAM BULLS

2010 RECORD: 88-55 (.615)

409 Blackwell Street
Durham, North Carolina 27701

PHONE: 919.687.6500
FAX: 919.687.6560
www.durhambulls.com



Triple-A Affiliate of the Tampa Bay Rays
1st in IL South Division (16.0 GA) in 2010

MEDIA INFORMATION

CONTACT Matt DeMargel
PHONE 919.687.6516
E-MAIL mdemargel@durhambulls.com

PRESS BOX # 919.687.0681

FLAGSHIP WDNC 620-AM

ANNOUNCER Neil Solondz

STAFF INFORMATION

GENERAL MGR Mike Birling
FIELD MANAGER Charlie Montoyo

HITTING COACH Dave Myers

PITCHING COACH Neil Allen

TRAINER Lee Slagle

2010 HEAD-TO-HEAD MEETINGS (OVERALL: 5-8, HOME: 3-3, ROAD: 2-5)

DATE	SITE	SCORE	WP	LP	SV	ATT	TIME
06/17	vs DUR	2-0 W	Reineke	Phillips	Adkins	8,373	2:17
06/18	vs DUR	8-2 L	De Los Santos	Chapman		11,474	2:50
06/19	vs DUR	5-4 W	Adkins	Ekstrom		8,513	3:08
06/20	vs DUR	5-1 L	Hellickson	Wood		7,862	2:49
06/29	@ DUR	7-5 L	Rodriguez	Chapman	Abreu	4,410	3:05
06/30	@ DUR	5-4 (10)L	Downs	Burton		4,797	3:21
07/01	@ DUR	6-0 L	Baker	Maloney		8,257	2:55
07/02	@ DUR	10-5 W	Klinker	Downs		8,232	3:28

GOVERNORS' CUP FIRST ROUND

9/8	vs DUR	8-4 W	Reineke	Des Los Santos		2,480	2:24
9/9	vs DUR	6-2 L	Downs	Cochran		3,035	2:40
9/10	@ DUR	2-1 W	Valiquette	Cobb	Burton	5,306	2:48
9/11	@ DUR	8-1 L	Phillips	Jukich	Ondrusek	2,809	2:34
9/12	vs. DUR	4-2 L	Livingston	Owings	Abreu	2,224	2:23

TAMPA BAY RAYS TOP 10 ORGANIZATIONAL PROSPECTS

- | | |
|---------------------------|------------------------|
| 1. Jeremy Hellickson, RHP | 6. Alex Torres, LHP |
| 2. Matt Moore, LHP | 7. Alex Colome, RHP |
| 3. Desmond Jennings, OF | 8. Justin O'Conner, C |
| 4. Jake McGee, LHP | 9. Drew Vetteson, OF |
| 5. Josh Sale, OF | 10. Jake Thompson, RHP |

STADIUM FACTS

SURFACE
Natural Grass

CAPACITY
10,000

DIMENSIONS
LF- 305'
CF- 400'
RF- 327'



Durham Bulls Athletic Park



Charlie Montoyo

OPPONENTS

GWINNETT BRAVES

2010 RECORD: 72-71 (.503)

One Braves Avenue
Lawrenceville, Georgia 30043

PHONE: 678.277.0300
FAX: 678.277.0338
www.gwinnettbraves.com



Triple-A Affiliate of the Atlanta Braves
2nd in IL South Division (16.0 GB) in 2010

MEDIA INFORMATION

STAFF INFORMATION

CONTACT	Nick Margiasso	GENERAL MGR	North Johnson
PHONE	678-277-0320		
E-MAIL	nick.margiasso@braves.com	FIELD MANAGER	Dave Brundage
PRESS BOX #	678.277.0321	HITTING COACH	Jamie Dismuke
FLAGSHIP	WDUN 550-AM	PITCHING COACH	Marty Reed
ANNOUNCER	Tony Schiavone	TRAINER	Mike Graus

2010 HEAD-TO-HEAD MEETINGS (OVERALL: 5-2, HOME: 2-2, ROAD: 3-0)

DATE	SITE	SCORE	WP	LP	SV	ATT	TIME
05/27	vs. GWI	6-0 W	Chapman	Reyes		7,571	2:53
05/28	vs. GWI	4-0 L	Redmond	Maloney		8,260	2:04
05/29	vs. GWI	7-1 L	Ortegano	Klinker		9,714	2:33
05/30	vs. GWI	9-6 W	Wood	Gustafson	Delgado	8,151	2:39
07/23	@ GWI	7-4 W	Chapman	Ortegano	Del Rosario	6,681	3:18
07/24	@ GWI	3-2 W	Maloney	Minor	Burton	6,347	2:53
07/25	@ GWI	8-3 W	Del Rosario	Redmond	Klinker	3,759	2:57

ATLANTA BRAVES TOP 10 ORGANIZATIONAL PROSPECTS

- | | |
|-------------------------|---------------------------|
| 1. Julio Teheran, RHP | 6. Matt Lipka, SS |
| 2. Freddie Freeman, 1B | 7. Arodys Vizcaino, RHP |
| 3. Randall Delgado, RHP | 8. Brandon Beachy, RHP |
| 4. Mike Minor, LHP | 9. Brett Oberholtzer, LHP |
| 5. Craig Kimbrel, RHP | 10. J.J. Hoover, RHP |



Coolray Field

STADIUM FACTS

SURFACE
Natural Grass

CAPACITY
10,000

DIMENSIONS
LF- 325'
CF- 400'
RF- 325'



Dave Brundage

OPPONENTS

INDIANAPOLIS INDIANS

2010 RECORD: 71-73 (.493)

501 West Maryland Street
Indianapolis, Indiana 46225

PHONE: 317.269.3545
FAX: 317.269.3541
www.indyindians.com



Triple-A Affiliate of the Pittsburgh Pirates
3rd in IL West Division (8.5 GB) in 2010

MEDIA INFORMATION

STAFF INFORMATION

CONTACT	Brian Bosma	GENERAL MGR	Cal Burleson
PHONE	317.269.3542 (ext. 263)		
E-MAIL	bbosma@indyindians.com	FIELD MANAGER	Dean Treanor
PRESS BOX #	317.269.3542 (ext. 288)	HITTING COACH	Jeff Branson
FLAGSHIP	WXLW 950-AM	PITCHING COACH	Tom Filer
ANNOUNCERS	Howard Kellman Scott McCauley	TRAINER	Bryan Housand

2010 HEAD-TO-HEAD MEETINGS

(OVERALL: 11-10, HOME: 5-6, ROAD: 7-4)


DATE	SITE	SCORE	WP	LP	SV	ATT	TIME
04/14	vs IND	3-0 L	Lincoln	Wood	Hart	9,207	2:37
04/15	vs IND	4-2 W	Maloney	Veal	Adkins	8,517	2:21
04/22	@ IND	7-1 W	Chapman	Karstens		5,462	3:10
04/23	@ IND	6-1 L	Hart	Lehr		4,180	2:53
04/25	vs IND	6-1 L	Lincoln	LeCure		10,741	2:39
04/26	vs IND	7-6 (15)L	Machi	Tabor	Kratz	4,907	4:57
07/03	vs IND	2-0 W	Delgado	Burres	Fisher	13,131	2:29
07/04	@ IND	4-2 W	Volquez	Morton	Burton	15,011	3:04
07/05g1	@ IND	6-0 (7)W	Reineke	Eveland			2:21
07/05g2	@ IND	1-0 (7)W	Jukich	Crotta	Fisher	8,133	2:22
07/06	vs IND	9-7 L	Powell	Serrano		8,341	3:01
07/07	vs IND	6-1 W	Klinker	Penn	Herrera	7,839	2:52
08/21	@ IND	10-6 W	Gil	Eveland		14,140	3:20
08/22	@ IND	4-2 L	Jackson	Fisher	Machi	9,063	2:31
08/23	@ IND	6-3 W	Valiquette	Machi	Chapman	6,056	2:43
08/24	vs. IND	5-1 W	Tabor	Crotta	Herrera	7,813	2:21
08/25	vs. IND	6-2 L	Powell	Klinker		6,416	2:43
09/02	@ IND	7-5 L	Thomas	Reineke	Machi	5,657	2:40
09/03	@ IND	16-6 W	Valiquette	Crotta		11,241	3:13
09/04	@ IND	4-1 L	Powell	Klinker	Machi	14,590	2:39
09/05	vs. IND	5-3 L	Bass	Herrera	Machi	13,131	2:33
09/06	vs. IND	6-3 W	Jukich	Lincoln	Burton	8,251	2:38

STADIUM FACTS


SURFACE
Natural Grass

CAPACITY
14,500

DIMENSIONS
LF- 320'
CF- 402'
RF- 320'



Victory Field



Dean Treanor

OPPONENTS

LEHIGH VALLEY IRONPIGS

2010 RECORD: 58-86 (.403)

P.O. Box 90220

Allentown, Pennsylvania 18109

PHONE: 610.435.3001

FAX: 610.435.3088

www.ironpigsbaseball.com



Triple-A Affiliate of the Philadelphia Phillies
5th in IL North Division (29.5 GB) in 2010

MEDIA INFORMATION

STAFF INFORMATION

CONTACT	Matt Provence	GENERAL MGR	Kurt Landes
PHONE	610.841.1217		
E-MAIL	mprovence@ironpigsbaseball.com	FIELD MANAGER	Ryne Sandberg
PRESS BOX #	610.841.1279	HITTING COACH	Sal Rende
FLAGSHIP	WEEX 1230-AM	PITCHING COACH	Rod Nichols
ANNOUNCERS	Matt Provence Jon Schaeffer	TRAINER	Jason Kirkman

2010 HEAD-TO-HEAD MEETINGS (OVERALL: 6-2, HOME: 3-1, ROAD: 3-1)

DATE	SITE	SCORE	WP	LP	SV	ATT	TIME
05/18	@LHV	2-1 (16)W	Baez	Villarreal	Del Rosario	7,098	4:35
05/19	@LHV	4-2 W	Chapman	Savery	Del Rosario	7,676	3:08
05/20	@LHV	8-4 L	Carpenter	Jukich		10,000	2:19
05/21	@LHV	5-2 W	Maloney	Mazone	Del Rosario	10,000	2:28
07/15	vs LHV	8-7 W	Herrera	Mathieson		7,412	3:06
07/16	vs LHV	7-3 W	Chapman	Villarreal		9,403	2:36
07/17	vs LHV	5-1 L	Duckworth	Reineke		9,745	2:38
07/18	vs LHV	5-4 W	LeCure	Mazone	Fisher	7,794	2:35

PHILADELPHIA PHILLIES TOP 10 ORGANIZATIONAL PROSPECTS

- | | |
|------------------------------|------------------------|
| 1. Domonic Brown, OF | 6. Sebastian Valle, C |
| 2. Jonathan Singleton, 1B/OF | 7. Jiwan James, OF |
| 3. Brody Colvin, RHP | 8. Jesse Biddle, LHP |
| 4. Jarred Cosart, RHP | 9. Domingo Santana, OF |
| 5. Trevor May, RHP | 10. Aaron Altherr, OF |



Coca-Cola Park

STADIUM FACTS

SURFACE
Natural Grass

CAPACITY
10,000

DIMENSIONS
LF- 336'
CF- 400'
RF- 325'



Ryne Sandberg

OPPONENTS

NORFOLK TIDES

2010 RECORD: 67-77 (.465)

150 Park Avenue
Norfolk, Virginia 23510

PHONE: 757.622.2222
FAX: 757.624.9090
www.norfolktides.com



Triple-A Affiliate of the Baltimore Orioles
4th in IL South Division (21.5 GB) in 2010

MEDIA INFORMATION

STAFF INFORMATION

CONTACT	Justin Rosenberg	GENERAL MGR	Dave Rosenfield
PHONE	757-622-2222 x125		
E-MAIL	jrosenberg@norfolktides.com	FIELD MANAGER	Gary Allenson
PRESS BOX #	757.622.2222 (ext. 112)	HITTING COACH	Brad Komminsk
FLAGSHIP	WVSP 94.1-FM	PITCHING COACH	Mike Griffin
ANNOUNCERS	Pete Michaud	TRAINER	Mark Shires

2010 HEAD-TO-HEAD MEETINGS (OVERALL: 6-2, HOME: 4-0, ROAD: 2-2)

DATE	SITE	SCORE	WP	LP	SV	ATT	TIME
06/25	@ NOR	7-0 W	Wood	Patton		5,898	2:46
06/26	@ NOR	4-3 (13)L	Castillo	Valiquette		6,898	3:56
06/27	@ NOR	8-3 L	Bascom	Reineke		3,522	2:28
06/28	@ NOR	7-2 W	Delgado	George		3,646	2:33
08/05	vs. NOR	6-0 W	Bailey	George		7,787	2:36
08/06	vs. NOR	8-7 W	Isringhausen	Bascom	Chapman	9,088	3:13
08/07	vs. NOR	5-2 W	Reineke	VandenHurk		10,498	2:19
08/08	vs. NOR	8-7 W	LeCure	Britton	Chapman	7,178	3:17

BALTIMORE ORIOLES TOP 10 ORGANIZATIONAL PROSPECTS

- | | |
|----------------------|-------------------------|
| 1. Manny Machado, SS | 6. Wynn Pelzer, RHP |
| 2. Zach Britton, LHP | 7. Mychal Givens, SS |
| 3. Xavier Avery, OF | 8. Ryan Adams, 2B/3B |
| 4. L.J. Hoes, 2B | 9. Ryan Berry, RHP |
| 5. Dan Klein, RHP | 10. Jonathan Schoop, SS |



Harbor Park

STADIUM FACTS

SURFACE
Natural Grass

CAPACITY
12,067

DIMENSIONS
LF- 333'
CF- 410'
RF- 338'



Gary Allenson

PAWTUCKET RED SOX

2010 RECORD: 66-78 (.458)

One Ben Mondor Way
Pawtucket, Rhode Island 02860

PHONE: 401.724.7300

FAX: 401.724.2140

www.pawsox.com



Triple-A Affiliate of the Boston Red Sox
4th in IL North Division (21.5 GB) in 2010

MEDIA INFORMATION

STAFF INFORMATION

CONTACT	Bill Wanless	GENERAL MGR	Lou Schwechheimer
PHONE	401.724.7305		
E-MAIL	pr@pawsox.com	FIELD MANAGER	Arnie Beyeler
PRESS BOX #	401.724.7305	HITTING COACH	Chili Davis
FLAGSHIP	WHJJ 920-AM	PITCHING COACH	Rich Sauveur
ANNOUNCERS	Dan Hoard Steve Hyder	TRAINER	Jon Jochim

2010 HEAD-TO-HEAD MEETINGS (OVERALL: 4-4, HOME: 2-2, ROAD: 2-2)

DATE	SITE	SCORE	WP	LP	SV	ATT	TIME
06/04	vs PAW	8-4 W	Klinker	Johnson		9,060	3:04
06/05	vs PAW	8-6 (13)L	Manuel	Baez		9,567	4:06
06/06	vs PAW	4-3 W	Burton	Paronto	Adkins	8,162	2:49
06/07	vs PAW	7-2 L	Doubront	Chapman		7,929	2:56
06/12	@ PAW	1-0 (6)L	Ramirez	Chapman	Paronto	6,228	1:33
06/13	@ PAW	3-1 W	Fisher	Mills	Adkins	8,997	3:11
06/14	@ PAW	6-5 W	Maloney	Paronto	Adkins	7,873	3:22
06/15	@ PAW	2-0 L	Bowden	Wood	Manuel	6,775	2:24

BOSTON RED SOX TOP 10 ORGANIZATIONAL PROSPECTS

- | | |
|-------------------------|-------------------------|
| 1. Casey Kelly, RHP | 6. Reymond Fuentes, OF |
| 2. Jose Iglesias, SS | 7. Josh Reddick, OF |
| 3. Anthony Rizzo, 1B | 8. Felix Doubront, LHP |
| 4. Anthony Ranaudo, RHP | 9. Stolmy Pimentel, RHP |
| 5. Drake Britton, LHP | 10. Garin Cecchini, 3B |



McCoy Stadium

STADIUM FACTS

SURFACE
Natural Grass

CAPACITY
10,031

DIMENSIONS
LF- 325'
CF- 400'
RF- 325'



Arnie Beyeler

OPPONENTS

ROCHESTER RED WINGS

2010 RECORD: 49-95 (.340)

One Morrie Silver Way
Rochester, New York 14608

PHONE: 585.454.1001
FAX: 585.454.1056
www.redwingsbaseball.com



Triple-A Affiliate of the Minnesota Twins
6th in IL North Division (38.5 GB) in 2010

MEDIA INFORMATION

STAFF INFORMATION

CONTACT	Chuck Hinkel	GENERAL MGR	Dan Mason
PHONE	585.454.1001 (ext. 3006)		
E-MAIL	chinkel@redwingsbaseball.com	FIELD MANAGER	Tom Nieto
PRESS BOX #	585.454.1001 (ext. 3095)	HITTING COACH	Floyd Rayford
FLAGSHIP	WHTK 1280-AM	PITCHING COACH	Bobby Cuellar
ANNOUNCER	Josh Whetzel	TRAINER	Chad Jackson

2010 HEAD-TO-HEAD MEETINGS (OVERALL: 5-3, HOME: 3-1, ROAD: 2-2)

DATE	SITE	SCORE	WP	LP	SV	ATT	TIME
05/06	vs ROC	8-5 L	Fox	Reineke	Waldrop	8,768	2:49
05/07	vs ROC	16-3 W	LeCure	Herrera		9,945	2:43
05/08	vs ROC	16-5 W	Wood	Zink		8,802	2:36
05/09	vs ROC	5-2 W	Chapman	Mullins		6,725	2:51
05/14	@ ROC	13-4 L	Mullins	Chapman		7,725	3:03
05/15	@ ROC	12-9 W	Lehr	Perkins		6,872	3:09
05/16	@ ROC	4-3 L	Lahey	Jukich	Slama	5,150	2:46
05/17	@ ROC	5-0 W	LeCure	Fox		3,542	2:41

MINNESOTA TWINS TOP 10 ORGANIZATIONAL PROSPECTS

- | | |
|-----------------------|---------------------------|
| 1. Kyle Gibson, RHP | 6. Liam Hendriks, RHP |
| 2. Aaron Hicks, OF | 7. Alex Wimmers, RHP |
| 3. Miguel Sano, SS/3B | 8. Adrian Salcedo, RHP |
| 4. Joe Benson, OF | 9. Oswaldo Arcia, OF |
| 5. Ben Revere, OF | 10. Carlos Gutierrez, RHP |



Frontier Field

STADIUM FACTS

SURFACE
Natural Grass

CAPACITY
10,840

DIMENSIONS
LF- 335'
CF- 402'
RF- 325'



Tom Nieto

SCRANTON/WILKES-BARRE YANKEES

2010 RECORD: 87-56 (.608)

Montage Mountain Road
Moosic, Pennsylvania 18505

PHONE: 570.969.2255
FAX: 570.963.6414
www.swbyankees.com



Triple-A Affiliate of the New York Yankees
1st in IL North Division (11.0 GA) in 2010

MEDIA INFORMATION

STAFF INFORMATION

CONTACT	Mike Vander Woude	GENERAL MGR	Jeremy Ruby
PHONE	570.969.2255 (ext. 3118)		
E-MAIL	mvanderwoude@swbyankees.com	FIELD MANAGER	Dave Miley
PRESS BOX #	570.496.1784	HITTING COACHES	Frank Menechino Aaron Ladesma
FLAGSHIP	WICK 1400-AM	PITCHING COACH	Scott Aldred
ANNOUNCER	Mike Vander Woude	TRAINER	Darren London

2010 HEAD-TO-HEAD MEETINGS (OVERALL: 3-5, HOME: 3-1, ROAD: 0-4)

DATE	SITE	SCORE	WP	LP	SV	ATT	TIME
04/27	@ SWB	2-1 L	Hirsh	Jukich	Albaladejo	2,527	2:35
04/28	@ SWB	5-4 L	Segovia	Del Rosario	Melancon	2,689	2:35
04/29	@ SWB	3-2 L	Melancon	Reineke		4,872	2:40
04/30	@ SWB	5-4 L	Van Benschoten	Maloney	Albaladejo	4,102	2:40
05/22	vs SWB	5-0 W	LeCure	Moseley		11,772	2:09
05/23	vs SWB	5-1 W	Wood	Hirsh		7,659	2:39
05/24	vs SWB	6-3 L	Melancon	Ondrusek	Albaladejo	13,060	3:16
05/25	vs SWB	3-1 W	Reineke	Nova	Ondrusek	7,404	2:09

NEW YORK YANKEES TOP 10 ORGANIZATIONAL PROSPECTS

- | | |
|-------------------------|-------------------------|
| 1. Jesus Montero, C | 6. Austin Romine, C |
| 2. Gary Sanchez, C | 7. Hector Noesi, RHP |
| 3. Dellin Betances, RHP | 8. Eduardo Nunez, SS/3B |
| 4. Manny Banuelos, LHP | 9. Slade Heathcott, OF |
| 5. Andrew Brackman, RHP | 10. Brandon Laird, 3B |



PNC Field

STADIUM FACTS

SURFACE
Natural Grass

CAPACITY
10,310

DIMENSIONS
LF- 330'
CF- 408'
RF- 330'



Dave Miley

OPPONENTS

SYRACUSE CHIEFS

2010 RECORD: 76-67 (.531)

One Tex Simone Drive
Syracuse, New York 13208

PHONE: 315.474.7833
FAX: 315.474.2658
www.syracusechiefs.com



Triple-A Affiliate of the Washington Nationals
2nd in IL North Division (11.0 GB) in 2010

MEDIA INFORMATION

CONTACT Jason Benetti
PHONE 315.474.7833
E-MAIL jasonbenetti@syracusechiefs.com

STAFF INFORMATION

GENERAL MGR	John Simone
FIELD MANAGER	Randy Knorr
HITTING COACH	Jerry Browne
PITCHING COACH	Greg Booker
TRAINER	Atsushi Toriida

PRESS BOX # 315.474.5256
FLAGSHIP **WHEN** 620-AM
ANNOUNCER **Jason Benetti**

2010 HEAD-TO-HEAD MEETINGS

(OVERALL: 5-3, HOME: 3-1, ROAD: 2-2)

DATE	SITE	SCORE	WP	LP	SV	ATT	TIME
06/08	@ SYR	7-6 L	Peralta	Burton		4,416	2:34
06/09	@ SYR	3-2 W	Maloney	Chico	Adkins	4,317	2:45
06/10	@ SYR	9-1 W	Wood	Mandel		3,896	2:33
06/11	@ SYR	5-3 L	Martis	Reineke		5,875	2:32
08/17	vs. SYR	8-5 W	Jukich	Martis	Chapman	6,789	3:01
08/18	vs. SYR	5-3 W	Gil	Severino		6,705	2:44
08/19	vs. SYR	6-2 W	LeCure	Kown		7,315	2:16
08/20	vs. SYR	8-1 L	Zimmermann	Harang		8,915	2:21

WASHINGTON NATIONALS TOP 10 ORGANIZATIONAL PROSPECTS

- | | |
|-----------------------|-----------------------|
| 1. Bryce Harper, OF | 6. Sammy Solis, LHP |
| 2. Derek Norris, C | 7. Cole Kimball, RHP |
| 3. Danny Espinosa, SS | 8. Eury Perez, OF |
| 4. A. J. Cole, RHP | 9. Chris Marrero, 1B |
| 5. Wilson Ramos, C | 10. Brad Peacock, RHP |



Alliance Bank Stadium

STADIUM FACTS

SURFACE
Natural Grass

CAPACITY
11,071

DIMENSIONS
LF- 328'
CF- 400'
RF- 328'



Randy Knorr

OPPONENTS

TOLEDO MUD HENS

2010 RECORD: 70-73 (.490)

406 Washington Street
Toledo, Ohio 43604

PHONE: 419.725.4367

FAX: 419.725.4368

www.mudhens.com



Triple-A Affiliate of the Detroit Tigers
4th in IL West Division (9.0 GB) in 2010

MEDIA INFORMATION

STAFF INFORMATION

CONTACT	Jason Griffin	GENERAL MGR	Joe Napoli
PHONE	419.725.4371		
E-MAIL	jgriffin@mudhens.com	FIELD MANAGER	Phil Nevin
PRESS BOX #	419.725.4367 (ext. 4701)	HITTING COACH	Leon Durham
FLAGSHIP	WCWA 1230-AM	PITCHING COACH	A.J. Sager
ANNOUNCER	Jim Weber	TRAINER	Matt Rankin

2010 HEAD-TO-HEAD MEETINGS (OVERALL: 13-8, HOME: 5-6, ROAD: 8-2)

DATE	SITE	SCORE	WP	LP	SV	ATT	TIME
04/08	@ TOL	5-3 W	LeCure	Lugo	Adkins	12,711	2:48
04/09	@ TOL	7-4 L	Drucker	Wood	Sborz	5,164	2:41
04/10	@ TOL	7-1 W	Maloney	Galarraga	Reineke	7,296	2:42
04/11	@ TOL	2-1 W	Del Rosario	Gonzalez	Adkins	5,642	2:37
04/20	vs. TOL	4-1 L	Galarraga	Wood	Sborz	5,976	2:20
04/21	vs. TOL	3-1 W	Maloney	Gonzalez	Adkins	5,962	2:24
06/21	vs. TOL	6-0 L	Buckner	Maloney		6,328	2:32
06/22	vs. TOL	3-2 W	Reineke	Wise	Bray	7,049	2:13
06/23	vs. TOL	7-4 W	Volquez	Lugo		7,052	2:43
06/24	vs. TOL	6-1 L	Porcello	Jukich		9,136	2:29
07/08	vs. TOL	9-4 L	Rainwater	Delgado		12,522	3:07
07/09	vs. TOL	3-0 W	Volquez	Drucker	Fisher	8,954	2:36
08/09	@ TOL	6-5 W	Maloney	Rainwater	Herrera	6,180	3:04
08/10	@ TOL	8-7 W	Del Rosario	Sborz	Chapman	6,676	3:05
08/11	@ TOL	4-3 W	Herrera	Fien	Chapman	6,014	3:32
08/12	@ TOL	10-4 W	Reineke	Furbush		8,968	3:18
08/28	vs. TOL	8-3 L	Furbush	Reineke		12,111	2:41
08/29	vs. TOL	8-0 W	Horst	Oliver		6,913	2:47
08/30	vs. TOL	6-2 L	Gagnier	Klinker		6,970	2:36
08/31	@ TOL	4-1 L	Weber	Del Rosario	Weinhardt	6,838	2:06
09/01	@ TOL	8-3 W	Jukich	Ketchner		6,777	2:52

STADIUM FACTS

SURFACE
Natural Grass

CAPACITY
8,943

DIMENSIONS
LF- 320'
CF- 412'
RF- 315'



Fifth Third Field



Phil Nevin

OPPONENTS

RULES OF INTEREST

PLAYER LIMITS: The maximum number of players on the Active Roster of a Class AAA club shall be 24 for the entire duration of the championship season.

QUALIFYING MARKS: To qualify for a league batting title, a player must have a minimum of 2.7 plate appearances per team game. To qualify for an earned run average championship, a pitcher must have at least 0.8 innings pitched per team game.

DETERMINING BATTING AVERAGE: Divide the number of hits by the number of at-bats.

EARNED RUN AVERAGE: Multiply the number of earned runs by nine, divide that total by the number of innings pitched.

SAVE: A pitcher is credited with a save when he meets all three of the following conditions:

- He is the last pitcher in a game won by his club

- He is not the winning pitcher

- He qualifies under one of the following conditions:

 - He enters the game with a lead of no more than three runs and pitches at least one inning, **OR**

 - He enters the game with the potential tying run either on base, or on deck, **OR**

 - He pitches effectively for at least three innings

BLOWN SAVE: When a relief pitcher enters a game in a save situation and departs, or the game ends with the save situation no longer in effect because he has given up the lead, he is charged with a "blown save".

SLUGGING PERCENTAGE: Divide the total bases of all hits by the total times of official at-bats.

ON-BASE PERCENTAGE: Add the total of hits, walks and hit by pitches and divide by the total of at-bats, walks, hit by pitches and sacrifice flies.

FIELDING PERCENTAGE: Divide the total of putouts and assists by the total of putouts, assists and errors.

WINNING PERCENTAGE: Divide the number of games won by the total number of games played.

CONSECUTIVE GAME HITTING STREAK: A consecutive game hitting streak shall not be terminated if all the player's appearances (one or more) result in a base on balls, hit batsman, defensive interference or a sacrifice bunt. The streak shall be terminated if the player has a sacrifice fly and no hits.

CONSECUTIVE GAME PLAYING STREAK: A playing streak shall be extended if the player plays one half inning on defense, or if he completes a time at-bat by reaching base or by being put out. A pinch running appearance shall not extend the streak. If a player is ejected from a game before he can comply with the requirements of this rule, his streak shall continue.

MAGIC NUMBER: Determine the number of games yet to be played, add one, and then subtract the number of games ahead in the loss column of the standings from the closest opponent.

RULES OF INTEREST

DAY OR NIGHT GAME? Any games scheduled to start after 5 p.m. will be considered a night game. If a game is scheduled to start at 5 p.m. and is delayed, it will be considered a night game. Both games of a two-night doubleheader will be considered night games. When a day-night doubleheader is scheduled and separate admissions are charged, they will be counted as one day game and one night game and will not be considered a doubleheader.

MAJOR LEAGUE ROOKIE STATUS: Not more than 130 at-bats or 50 innings pitched in the Major Leagues during a previous season or seasons; not more than 45 days on a Major League roster during the 25-man player limit (excluding time in military service or on the disabled list).

A MAJOR LEAGUE YEAR: A full year of service in the Major Leagues consists of 172 games.

WAIVERS: A permission granted from all 30 Major League clubs to assign a Major League player's contract to another Major League team or a minor league affiliate. Such permission is granted only for a specific period of time. The actual request is filed through the Commissioner's Office and is not disclosed to the public until the contract is rewarded.

PROCEDURES FOR OBTAINING WAIVERS:

May request seven players on any given business day.

The waivers must be requested by 2 p.m. EST on any business day.

Waiver claiming period expires on the second business day after the initial request at 1 p.m. EST.

A club desiring the assignment of a player on the waiver wire must submit a claim prior to 1 p.m. EST on the last day of the claiming period. Priority for the waiver claim awards is given to the Club with the lowest winning percentage in the player's league when there are multiple claims submitted for the same player. If only one claim is entered, the claiming Club is eligible to be awarded the player contract. There is no specific limit on the number of claims that may be submitted on a particular day. However, no Club is permitted to exceed the 40-man or the 25-man roster limit. If a Club is awarded a player on a waiver claim that causes them to exceed the 40-man or 25-man roster limit, they must designate a different player for assignment.

TYPES OF WAIVERS

OUTRIGHT WAIVERS: This type of irrevocable waiver needs to be secured in order to Outright a player. An outright is to assign a player to a club's minor league affiliate without the right of recall. In other words, to remove a player from the 40-man roster. Also a player who has exhausted his options must clear this type of waiver if the club wishes to assign him to a minor league affiliate. An outright waiver secured is good for the entire waiver period. These waivers are needed from the 31st day of the season through August 31.

SPECIAL WAIVERS: Also irrevocable, the special waiver is used for the same purpose as an outright waiver. One difference is these waivers are used from September 1 to the 30th day of the following season. A secured special waiver is good for seven days, as opposed to being good for an entire period like the outright waiver.

RULES OF INTEREST

UNCONDITIONAL RELEASE WAIVER: This irrevocable waiver is used for the purpose of an unconditional release of a player. At the time of the request, the player shall be removed from all player limits. A player may be informed of the club's intention to release him on a weekend, but the actual waiver process won't begin until the following business day. If the player has been claimed, he must be informed at the end of the two-day period that his contract has been claimed. The player has five days from the time he was notified of the claim to either accept the assignment or terminate his contract. If the player terminates his contract, he forfeits termination pay.

MAJOR LEAGUE WAIVER: This type of revocable waiver is common and is used to either option a player to a club's minor league affiliate or assign a player outright to another Major League Club from August 1st to the end of the regular season. A claimed player pulled back by the requesting Club may not be assigned and can not be placed on waivers again (except for an unconditional released waiver) for 30 days. When Major League waivers are asked for a second time in the same period the request shall state that it is irrevocable.

ASSIGNMENT OF PLAYER CONTRACTS

When a player with five or more years of Major League service is asked by his club to consent to an assignment to a Minor League Club, he has three choices:

- Accept the assignment
- Refuse the assignment
- Elect free agency

Any player who has at least three years of Major League service and who is assigned outright to a Minor League Club may elect, in lieu of accepting such assignment, to become a free agent.

Any player whose contract is assigned outright to a Minor League Club for a second time or any subsequent time in his career may elect, in lieu of accepting such assignment, to become a free agent. Unlike a player with five or more years of ML service, this type of player does not have the option of refusing assignment.

OPTIONAL ASSIGNMENT: To assign a player from the active 25-man roster to a Minor League Club with the right of recall. The player remains on the 40-man roster.

LIMITS ON OPTIONAL ASSIGNMENTS: An optional assignment of a player contract shall be permitted for not more than three seasons between Major League Clubs and Minor League Clubs, provided that if the player is optioned for less than a total of 20 days on one season, as determined by the date(s) of the optional assignment(s) and recall(s), respectively, the player shall not be charged with an optional transfer in connection with the foregoing limitation.

EXCEPTION: Contracts of Major League players who, prior to the commencement of the current season, have been credited with less than five seasons in professional baseball shall be eligible for a fourth optional assignment, without waivers, during that season. For purposes of this Rule 11(c), 90 days or more on the active list during a championship season shall constitute a "season of service". While time spent on any inactive list shall not be counted toward the 90 days required before a season's service is credited, if a player is placed on the Disabled List after he has been credited with 60 or more days of service in any particular season, the DL time shall be counted to the player's credit.

No optional assignment shall be permitted for a player unless the player is under contract for service in the season for which the optional agreement is effective. If, prior to an optional assignment, a player had at least three months active service in

RULES OF INTEREST

a Minor League classification, the player may not be optionally assigned to a lower classification unless the player is paid at the salary rate for the higher classification from which the player entered the Major Leagues.

RECALL: To add a player from a ML club's 40-man roster to the ML club's 25-man roster. This player must serve at least 10 days on option in order to be recalled unless he is replacing a player placed on the disabled list.

OUTRIGHT ASSIGNMENT: Major to Minor- to assign a player to a club's minor league affiliate without the right of recall. The player is removed from the 40-man roster.

DESIGNATED FOR ASSIGNMENT: When a club has reached its 40 and/or 25-man roster limit, either reinstates a player, or acquires a new player, they must designate a player for assignment or release. If they are going to assign the player, they must do it within 10 days.

WAIVER PRICES: Major League, special and outright waivers are \$20,000 or \$25,000 while unconditional waivers are \$1.

MAJOR LEAGUE SERVICE:

Is credited for each day the player appears on an active roster or Major League disabled or suspended list.

In the case of a player called up from the Minor Leagues, is credited beginning with the date he physically reports.

In the case of a player sent down to the Minor Leagues, is credited through the date of the assignment.

In the case of a player who is unconditionally released, is credited through the date waivers were requested.

In the case of a player designated for release or assignment, is credited after the designation, through the date of the actual assignment or the request for unconditional release waivers.

For a player who appears on his club's opening day roster, is credited as of the earliest scheduled opener, without regard to the actual opening date of his own club.

Is credited at the rate of 172 days per "year", though the season is actually 182 days long.

Is not credited during any period of periods of optional assignment totaling 20 days or more during a single season.

2011 BATS PROMOTIONS

DATE	TIME	OPPONENT	PROMOTION
Th 4/7	6:35	Toledo	\$1 Bud Pregame/Magnetic Schedule
F 4/8	6:35	Toledo	Fireworks Night/Friday Fish Fry
Sa 4/9	6:05	Toledo	Appearance by "Myron Noodleman"
Su 4/10	2:05	Toledo	Kids Run Bases/Kids Inflatable FunZone
M 4/11	6:35	Columbus	Baseball Bingo
Tu 4/12	6:35	Columbus	\$1 Hot Dogs & Pepsi/KRAFT Singles Night
Sa 4/16	2:05	Indianapolis	Thunder Over Louisville
Su 4/17	2:05	Indianapolis	Kids Run Bases/Kids Inflatable FunZone
M 4/18	6:35	Indianapolis	Baseball Bingo
T 4/26	6:35	Durham	\$1 Hot Dogs & Pepsi /KRAFT Singles Night
W 4/27	6:35	Durham	Dog Day at the Park
Th 4/28	6:35	Durham	\$1 Budweiser Pregame Happy Hour
F 4/29	6:35	Durham	Fireworks Night
Sa 4/30	6:05	Norfolk	Appearance by "Breakin B. Boy McCoy"
Su 5/1	2:05	Norfolk	Kids Run Bases/Kids FunZone/Jake
M 5/2	6:35	Norfolk	Baseball Bingo
Tu 5/3	10:35	Norfolk	Education Day/KRAFT Singles Night
F 5/13	6:35	Buffalo	Fireworks Night /Boy Scout Night
Sa 5/14	6:05	Buffalo	Appearance by "The Chicago Boyz"
Su 5/15	2:05	Buffalo	Kids Run Bases/Kids Inflatable FunZone
M 5/16	11:05	Buffalo	Education Day/Baseball Bingo
Th 5/26	6:35	Scranton/WB	\$1 Budweiser Happy Hour
F 5/27	6:35	Scranton/WB	Bats Logo Hat Giveaway
Sa 5/28	6:05	Scranton/WB	Appearance by "Birdzerk"
Su 5/29	6:05	Scranton/WB	Kids Run Bases/Memorial Day Fireworks/FunZone
M 5/30	4:05	Syracuse	Baseball Bingo
Tu 5/31	6:35	Syracuse	\$1 Hot Dogs & Pepsi/KRAFT Singles Night
W 6/1	7:05	Syracuse	Dog Day at the Park/Ladies Night
Th 6/2	7:05	Syracuse	\$1 Budweiser Pregame Happy Hour
F 6/3	7:05	Columbus	Fireworks Night
Sa 6/4	6:05	Columbus	Bats 2011 Team Photo/"The Russian Bar"
Th 6/16	7:05	Toledo	\$1 Budweiser Pregame Happy Hour
F 6/17	7:05	Toledo	Southern Indiana Night /Fireworks Night
Sa 6/18	6:05	Toledo	ZOOperstars /WJIE Faith Day Concert
Su 6/19	6:05	Toledo	Kids Run Bases/FunZone/Jake/Fathers Day
M 6/20	7:05	Pawtucket	Baseball Bingo
Tu 6/21	7:05	Pawtucket	\$1 Hot Dogs & Pepsi/KRAFT Singles Night
Th 6/23	7:05	Pawtucket	\$1 Budweiser Pregame Happy Hour
Tu 6/28	7:05	Gwinnett	\$1 Hot Dogs & Pepsi/KRAFT Singles Night
W 6/29	7:05	Gwinnett	Ladies Night
Th 6/30	7:05	Gwinnett	\$1 Budweiser Pregame Happy Hour
F 7/1	7:05	Gwinnett	Fireworks Night
M 7/4	7:05	Columbus	Zambelli Fireworks Show/Baseball Bingo
Tu 7/5	7:05	Columbus	\$1 Hot Dogs & Pepsi/KRAFT Singles Night
W 7/6	7:05	Columbus	Ladies Night
Th 7/7	7:05	Indianapolis	\$1 Budweiser Pregame Happy Hour
F 7/8	7:05	Indianapolis	Youth League Night/Fireworks Night
F 7/22	7:05	Charlotte	Fireworks Night
Sa 7/23	6:05	Charlotte	Appearance by the "Famous Chicken"
Su 7/24	6:05	Charlotte	Kids Run Bases/FunZone/Jake
M 7/25	7:05	Charlotte	Baseball Bingo/Library Night
Tu 7/26	7:05	Rochester	\$1 Hot Dogs & Pepsi/KRAFT Singles Night
W 7/27	7:05	Rochester	Ladies Night
Th 7/28	7:05	Rochester	\$1 Budweiser Pregame Happy Hour
F 7/29	7:05	Rochester	Fireworks Night
M 8/8	7:05	Columbus	Baseball Bingo/Library Night
Tu 8/9	7:05	Columbus	\$1 Hot Dogs & Pepsi/KRAFT Singles Night
F 8/12	7:05	Indianapolis	Fireworks Night/Bats Card Set Giveaway
Sa 8/13	6:05	Indianapolis	Appearance by "Quick Change"
Su 8/14	2:05	Indianapolis	Pregame Autographs/Kids Run Bases?FunZone/Jake
M 8/15	7:05	Indianapolis	Baseball Bingo
M 8/22	7:05	Toledo	Baseball Bingo
Tu 8/23	7:05	Toledo	\$1 Hot Dogs & Pepsi/KRAFT Singles Night
W 8/24	7:05	Lehigh Valley	Ladies Night
Th 8/25	7:05	Lehigh Valley	\$1 Budweiser Pregame Happy Hour
F 8/26	7:05	Lehigh Valley	Fireworks Night
Sa 8/27	6:05	Lehigh Valley	Boy Scout Night/"Red Panda"
Tu 8/30	7:05	Columbus	\$1 Hot Dogs & Pepsi/KRAFT Singles Night
W 8/31	7:05	Columbus	Ladies Night
Su 9/4	6:05	Indianapolis	\$1 Hot Dogs & Pepsi/Labor Day Fireworks/FunZone
M 9/5	1:05	Indianapolis	\$1 Hot Dogs & Pepsi/Kids Run the Bases



2011 SCHEDULE

DATES & TIMES SUBJECT TO CHANGE

APRIL						
SUN	MON	TUE	WED	THU	FRI	SAT
					1	2
3	4	5	6	TOL 6:35	TOL 6:35	TOL 6:05
TOL 2:05	COL 6:35	COL 6:35	IND 7:05	IND 7:05	IND 7:15	IND 2:05
IND 2:05	IND 6:35	COL 6:35	COL 6:35	COL 6:35	COL 7:05	TOL 6:00
TOL 2:00	TOL 6:30	DUR 6:35	DUR 6:35	DUR 6:35	DUR 6:35	NOR 6:05


MAY						
SUN	MON	TUE	WED	THU	FRI	SAT
NOR 2:05	NOR 6:35	NOR 10:35		BUF 7:05	BUF 7:05	BUF 1:05
BUF 1:05	ROC 7:05	ROC 7:05	ROC 7:05	ROC 12:05	BUF 6:35	BUF 6:05
BUF 2:05	BUF 11:05	DUR 7:05	DUR 1:05	DUR 7:05	DUR 7:05	NOR 7:15
NOR 1:15	NOR 7:15	NOR 12:15		SWB 6:35	SWB 6:35	SWB 6:05
SWB 6:05	SYR 4:05	SYR 6:35				

JUNE						
SUN	MON	TUE	WED	THU	FRI	SAT
			SYR 7:05	SYR 7:05	COL 7:05	COL 6:05
COL 5:05	COL 7:05	SYR 7:00	SYR 7:00	SYR 7:00	SYR 7:00	LHV 6:35
LHV 1:35	LHV 7:05	LHV 7:05		TOL 7:05	TOL 7:05	TOL 6:05
TOL 6:05	PAW 7:05	PAW 7:05	PAW 11:45	PAW 7:05	TOL 7:00	TOL 7:00
TOL 6:00	TOL 12:00	GWN 7:05	GWN 7:05	GWN 7:05		

JULY						
SUN	MON	TUE	WED	THU	FRI	SAT
					GWN 7:05	COL 7:05
COL 5:05	COL 7:05	COL 7:05	COL 7:05	IND 7:05	IND 7:05	IND 7:05
IND 2:05				CHA 7:15	CHA 7:15	CHA 7:15
CHA 2:15	GWN 7:05	GWN 7:05	GWN 7:05	GWN 12:00	CHA 7:05	CHA 6:05
CHA 6:05	CHA 7:05	ROC 7:05	ROC 7:05	ROC 7:05	ROC 7:05	PAW 6:05

AUGUST						
SUN	MON	TUE	WED	THU	FRI	SAT
	PAW 7:05	PAW 12:05		SWB 7:05	SWB 7:05	SWB 7:05
SWB 1:05	COL 7:05	COL 7:05	TOL 7:00	TOL 7:00	IND 7:05	IND 6:05
IND 2:05	IND 7:05	IND 7:05	IND 1:05	IND 7:05	IND 7:15	TOL 7:00
TOL 6:00	TOL 7:05	TOL 7:05	LHV 7:05	LHV 7:05	LHV 7:05	LHV 6:05
COL 5:05	COL 7:05	COL 7:05	COL 7:05			

SEPTEMBER						
SUN	MON	TUE	WED	THU	FRI	SAT
				1	IND 7:15	IND 6:05
IND 6:05	IND 1:05					





reds.Com

reds.Com

reds.Com

CINCINNATI REDS



APRIL 2011	SUN	MON	TUE	WED	THU	FRI	SAT
					31 2:10 MIL	1	2 7:10 MIL
	3 1:10 MIL	4	5 7:10 HOU	6 7:10 HOU	7 12:35 HOU	8 9:40 ARI	9 8:10 ARI
	10 4:10 ARI	11 10:05 SD	12 10:05 SD	13 6:35 SD	14	15 7:10 PIT	16 1:10 PIT
	17 1:10 PIT	18 7:10 PIT	19 7:10 ARI	20 7:10 ARI	21 12:35 ARI	22 8:15 STL	23 4:10 STL
	24 8:05 STL	25 8:10 MIL	26 8:10 MIL	27 1:10 MIL	28	29 7:10 FLA	30 7:10 FLA

JULY 2011	SUN	MON	TUE	WED	THU	FRI	SAT
						1 7:10 CLE	2 7:10 CLE
	3 1:10 CLE	4 6:15 STL	5 8:15 STL	6 8:15 STL	7 8:10 MIL	8 8:10 MIL	9 7:10 MIL
	10 2:10 MIL	11	12 ★	13	14	15 7:10 STL	16 7:10 STL
	17 1:10 STL	18 7:05 PIT	19 7:05 PIT	20 12:35 PIT	21	22 7:10 ATL	23 4:10 ATL
	24 1:10 ATL 1:10 SF	25 7:10 NYM	26 7:10 NYM	27 7:10 NYM	28 12:35 NYM	29 7:10 SF	30 7:10 SF

MAY 2011	SUN	MON	TUE	WED	THU	FRI	SAT
	1 4:10 FLA	2 7:10 HOU	3 7:10 HOU	4 12:35 HOU	5	6 2:20 CHI	7 1:10 CHI
	8 2:20 CHI	9 8:05 HOU	10 8:05 HOU	11 2:05 HOU	12	13 7:10 STL	14 4:10 STL
	15 1:10 STL	16 7:10 CHI	17 7:10 CHI	18 7:10 PIT	19 12:35 PIT	20 7:05 CLE	21 4:05 CLE
	22 1:05 CLE	23 7:05 PHI	24 7:05 PHI	25 7:05 PHI	26 1:05 PHI	27 7:35 ATL	28 7:10 ATL
	29 8:05 ATL	30 7:10 MIL	31 7:10 MIL				

AUGUST 2011	SUN	MON	TUE	WED	THU	FRI	SAT
		1 8:05 HOU	2 8:05 HOU	3 8:05 HOU	4	5 2:20 CHI	6 1:05 CHI
	7 2:20 CHI	8 7:10 COL	9 7:10 COL	10 7:10 COL	11 12:35 COL	12 7:10 SD	13 7:10 SD
	14 1:10 SD	15	16 7:05 WSH	17 7:05 WSH	18 7:05 WSH	19 7:05 PIT	20 7:05 PIT
	21 1:35 PIT	22	23 7:10 FLA	24 7:10 FLA	25 7:10 FLA	26 7:10 WSH	27 7:10 WSH
	28 1:10 WSH	29 7:10 PHI	30 7:10 PHI	31 7:10 PHI			

JUNE 2011	SUN	MON	TUE	WED	THU	FRI	SAT
				1 7:10 MIL	2	3 7:10 LA	4 4:10 LA
	5 1:10 LA	6 7:10 CHI	7 7:10 CHI	8 12:35 CHI	9 10:15 SF	10 10:15 SF	11 4:10 SF
	12 4:05 SF	13 10:10 LA	14 10:10 LA	15 3:10 LA	16	17 7:10 TOR	18 7:10 TOR
	19 1:10 TOR	20 7:10 NYY	21 7:10 NYY	22 12:35 NYY	23	24 7:05 BAL	25 7:05 BAL
	26 1:35 BAL	27 7:10 TB	28 7:10 TB	29 12:10 TB	30		

SEPTEMBER 2011	SUN	MON	TUE	WED	THU	FRI	SAT
					1 12:35 PHI	2 8:15 STL	3 4:10 STL
	4 2:15 STL	5 2:20 CHI	6 8:05 CHI	7 8:05 CHI	8	9 8:40 COL	10 4:10 COL
	11 3:10 COL	12 7:10 CHI	13 7:10 CHI	14 7:10 CHI	15 7:10 CHI	16 7:10 MIL	17 7:10 MIL
	18 1:10 MIL	19 7:10 HOU	20 7:10 HOU	21 12:35 HOU	22	23 7:05 PIT	24 7:05 PIT
	25 1:35 PIT	26 7:10 NYM	27 7:10 NYM	28 1:10 NYM	29	30	



HOME



AWAY

SCHEDULE SUBJECT TO CHANGE.

All games can be heard on the Reds on Radio Network.

NOTES

CINCINNATI REDS (LOUISVILLE) TOP 10 ORGANIZATIONAL PROSPECTS

- | | |
|-------------------------|---------------------------|
| 1. Aroldis Chapman, LHP | 6. Yasmani Grandal, C |
| 2. Billy Hamilton, SS | 7. Juan Francisco, 3B |
| 3. Devin Mesoraco, C | 8. Zack Cozart, SS |
| 4. Yonder Alonso, 1B | 9. Todd Frazier, OF/1B/3B |
| 5. Yorman Rodriguez, OF | 10. Kyle Lotzkar, RHP |

CLEVELAND INDIANS (COLUMBUS) TOP 10 ORGANIZATIONAL PROSPECTS

- | | |
|--------------------------|-------------------------|
| 1. Lonnie Chisenhall, 3B | 6. Jason Knapp, RHP |
| 2. Alex White, RHP | 7. LeVon Washington, OF |
| 3. Jason Kipnis, 2B/OF | 8. Tony Wolters, SS |
| 4. Drew Pomeranz, LHP | 9. Joe Gardner, RHP |
| 5. Nick Weglarz, OF | 10. Nick Hagadone, LHP |

PITTSBURGH PIRATES (INDIANAPOLIS) TOP 10 ORGANIZATIONAL PROSPECTS

- | | |
|-------------------------|----------------------------|
| 1. Jameson Taillon, RHP | 6. Bryan Morris, RHP |
| 2. Tony Sanchez, C | 7. Rudy Owens, LHP |
| 3. Stetson Allie, RHP | 8. Jeff Locke, LHP |
| 4. Starling Marte, OF | 9. Zack Von Rosenberg, RHP |
| 5. Luis Heredia, RHP | 10. Chase D'Arnaud, SS/2B |

DETROIT TIGERS (TOLEDO) TOP 10 ORGANIZATIONAL PROSPECTS

- | | |
|---------------------------|-----------------------|
| 1. Jacob Turner, RHP | 6. Casey Crosby, LHP |
| 2. Nick Castellanos, 3B | 7. Chance Ruffin, RHP |
| 3. Andy Oliver, LHP | 8. Drew Smyly, LHP |
| 4. Francisco Martinez, 3B | 9. Avisail Garcia, OF |
| 5. Daniel Fields, SS | 10. Jose Ortega, RHP |

NOTES