

2010

TULSA SHOCK

MEDIA GUIDE



MEDIA | CHEAT SHEET

2010 TULSA SHOCK



11
CHANTE BLACK
Center • 1 Year Pro
6'5" • 188
Duke '09



45
KARA BRAXTON
C/F • 5 Years Pro
6'6" • 225
Georgia '05



0
SHANNA CROSSLEY
Guard • 3 Years Pro
5'10" • 155
Tennessee '06



4
AMBER HOLT
Forward • 2 Years Pro
6'0" • 170
Middle Tennessee St. '08



22
ALEXIS HORNBUCKLE
Guard • 2 Years Pro
5'11" • 155
Tennessee '08



20
MARION JONES
Guard • Rookie
5'10" • 150
North Carolina '03



3
NATASHA LACY
Guard • Rookie
5'10" • 165
Texas-El Paso '08



12
IVORY LATTA
Guard • 3 Years Pro
5'6" • 143
North Carolina '07



23
PLENETTE PIERSON
F/C • 7 Years Pro
6'2" • 178
Texas Tech '03



5
SCHOLANDA ROBINSON
Guard • 4 Years Pro
5'11" • 162
Louisiana State '06



24
OLAYINKA SANNI
Center • 2 Years Pro
6'2" • 205
West Virginia '08



32
CHRISTI THOMAS
F/C • 6 Years Pro
6'4" • 198
Georgia '04



21
AMANDA THOMPSON
Forward • Rookie
6'1" • 170
Oklahoma '10



33
ICISS TILLIS
C/F • 3 Years Pro
6'5" • 165
Duke '04



1
SHAVONTE ZELLEOUS
Guard • 1 Year Pro
5'10" • 155
Pittsburgh '09

TULSA SHOCK



CREDITS

Editors Pardeep Toor, Bo Hussey
Design, Layout and Production. Brian Deese, Bo Hussey
Photography Layne Murdoch
© 2010 Tulsa Shock

All WNBA and team insignia depicted in this publication are the property of WNBA Properties, Inc. and the respective teams of the WNBA and may not be reproduced for commercial purposes without the prior written consent of WNBA Properties, Inc.

The information contained in this publication was compiled by the Tulsa Shock and is provided as a courtesy to our fans and the press and may be used only for personal or editorial purposes. Any commercial use of this information is prohibited without the prior written consent of the Tulsa Shock.





TABLE OF CONTENTS

Credits	1	2000 Season in Review	68
Media Guidelines Information	3	1999 Season in Review	69
Staff Directory	4	1999 Playoffs in Review.	70
FRONT OFFICE		1998 Season in Review	71
Ownership Group	6	All-Time Transactions	72
President, Steve Swetoha	8	All-Time Trade History	75
Coach & GM, Nolan Richardson.	10	All-Time Draft History	76
Assistant Coach, Wayne Stehlik.	12	All-Time Coaching History	77
Director of Basketball Operations		All-Time Roster (Alphabetical)	78
and Assistant Coach, Tammy A. Bagby	13	Preseason Results	88
Staff Photos	14	Shock Honors	89
PLAYER PROFILES		RECORDS	
Chante Black	16	All-Time Leaders	92
Kara Braxton	18	Shock Team Highs	94
Shanna Crossley	20	Shock Team Lows	96
Amber Holt	22	Shock Miscellaneous Team	98
Alexis Hornbuckle	24	Shock Individual Highs	100
Ivory Latta	26	Shock Overtime	102
Pienette Pierson	28	Opponent Team Highs/Lows	104
Scholanda Robinson	30	Opponent Individual Highs	106
Olyinka Sanni	32	Opponent Overtime	108
Christi Thomas	34	Year-By-Year Leaders	110
Iceiss Tillis	36	Year-By-Year Comparison	112
Shavonte Zellous.	38	OPPONENTS	
Marion Jones	40	2009 WNBA Standings	114
Natasha Lacy	41	2009 WNBA Honor Roll	115
Amanda Thompson	42	WNBA Stats	116
Shock Roster	43	WNBA Leaders	119
How They Were Assembled	44	Atlanta Dream	120
2009 SEASON REVIEW		Chicago Sky	122
Shock Final Statistics	46	Connecticut Sun	124
Playoff Round-by-Round Stats	47	Indiana Fever	126
Game-by-Game Results	48	Los Angeles Sparks	128
Highs and Lows	49	Minnesota Lynx	130
Miscellaneous Stats	50	New York Liberty	132
SHOCK HISTORY		Phoenix Mercury.	134
Detroit Shock History	52	San Antonio Silver Stars	136
2008 Season in Review	54	Seattle Storm	138
2008 Playoffs in Review.	55	Washington Mystics.	140
2007 Season in Review	56	Year-by-Year vs. Opponents	142
2007 Playoffs in Review.	57	MISCELLANEOUS	
2006 Season in Review	58	About the City of Tulsa	144
2006 Playoffs in Review.	59	BOK Center	145
2005 Season in Review	60	WNBA History.	146
2005 Playoffs in Review.	61	WNBA Cares.	151
2004 Season in Review	62	WNBA Court Diagram.	152
2004 Playoffs in Review.	63	Officials List	153
2003 Season in Review	64	Media.	154
2003 Playoffs in Review.	65	Partners	155
2002 Season in Review	66	Tickets	156
2001 Season in Review	67	Schedule.	157

MEDIA GUIDELINES INFORMATION

OVERVIEW

During the season, updated team information is available by contacting either member of the Shock Public Relations Department. The Shock organization welcomes media coverage and will make every effort to accommodate any related needs.

CREDENTIALS

Official Shock media passes (or WNBA passes when appropriate) are required for admission to Shock games and for admission to media facilities inside the BOK Center. These passes are working passes and are intended for the use of working media members only. For credential information, please contact Pardeep Toor.

ALL REQUESTS 5 HOURS PRIOR TO GAME TIME

Please make certain all requests for credentials are confirmed by the Public Relations Department prior to arriving at the arena. Credentials may be obtained 2.5 hours prior to each game at the press gate, located outside the loading dock media entrance of the arena. Credentials must be visibly worn at all times and are non-transferable.

PHOTOGRAPHERS

Accredited photographers will be permitted courtside in the BOK Center and will be stationed in one of two quadrants—either the west side of the basket stanchion on the north end of the floor or the east side of the basket stanchion on the north end of the floor.

ABSOLUTELY NO TRIPODS ALLOWED

Photographers must be seated stationary, at least four feet behind the baseline at all times. Photographers are not permitted on the court at any time during the game and cannot shoot from public walkways or gathering areas. Orders for strobe lights or credentials should be requested through the Shock PR Office. Photo credentials will be issued in the same manner as other credentials, although requests should be submitted by the photo editor. Official Shock photographers' passes allow admission to the BOK Center, the media room and to the locker rooms. The recommended film speed under all conditions is ASA 400. Recommended films are: Kodak Tri-X (for black and white), Kodacolor 400 (for color negative film for prints) and Ektachrome 400 (for color transparency slide film). When photographing events on the floor (lighting tends to be less in the stands), the recommended exposure is: 1 / 125 of a second at F 5.6 for evening or nighttime events. Equipment not needed during the game must be stored off court. One additional camera can be stored either beside or directly behind the photographer. Credentials for cinematographers should be requested through the Shock PR Office and are available on a game-by-game basis. With credentials, cinematographers will be allowed courtside.

RUBBER LENS SHADES

In order to reduce the risk of injury to players, rubber lens shades are now required for all still photographers, broadcasters, news and entertainment video and film crews who are authorized to shoot WNBA game action. Any additional light sources must be either removed or covered with bubble wrap.

Rubber lens covers are available by contacting:
Robert's Distributors, Inc.
255 S. Meridian Street
Indianapolis, IN 46225
(800) 726-5544

PARKING

Members of the media who have been issued credentials will be granted parking privileges in press parking area, located on the corner of First and Boulder - Lot D.

MEDIA WORKROOM

The media workroom is located next to the Shock locker room by concourse 108. The room is open 2.5 hours prior to tip-off and features comfortable work areas for your convenience. Telephone and fax service is available, as well as game notes, media guides, statistics, post-game quotes and out-of-town scores. Snacks and beverages are also provided for working media members, and admission is by official Shock passes. Press credentials are required for admission into the media room. Should you need any additional assistance or service, please do not hesitate to ask Pardeep Toor.

PRE- AND POST-GAME INTERVIEWS

In accordance with WNBA policy, both the Shock and visiting locker rooms will be open to accredited media members for a 45 minute period prior to each game (6:00-6:45 for a 7:30 p.m. game) and 10 minutes following the conclusion of each game. It is recommended that any interview lasting longer than five minutes in duration be arranged in advance through the Shock PR department (any live television pre- or post-game interviews should also be arranged in advance through the PR department). ONLY working media members with valid credentials will be admitted to the locker room. No still photography is allowed in either teams' locker room. Cell phones are not permitted in locker rooms. ABSOLUTELY NO AUTOGRAPHS ALLOWED DURING MEDIA ACCESS PERIOD.

INTERVIEW ROOM

Tulsa Shock Head Coach Nolan Richardson will meet the media just outside the Shock locker room, approximately 10 minutes after the conclusion of each game. The Shock's locker room will be open to the media immediately after Richardson's post-game press conference.

GAME NOTES, STATISTICS & STATISTICIANS

Game notes and statistics are available in the Shock media room 2.5 hours prior to each game. Statistics are distributed to the working media following each quarter. Post-game quotes and notes are distributed as quickly as possible at the conclusion of each game. Local statisticians are available to assist visiting television and radio broadcasters and can be arranged by contacting the Shock Public Relations Department several days in advance. Once a request is made, the statisticians must be compensated whether they are used or not.

FAX SERVICE

The Shock will provide complementary fax service to members of the working media following each game.

AUTOGRAPHS

SEEKING AUTOGRAPHS OR SOUVENIR ITEMS FROM PLAYERS OR COACHES IS STRICTLY PROHIBITED AND SUBJECT TO FORFEITURE OF CREDENTIAL.

PRESS ROW

Seating at the Shock courtside press row is absolutely limited to media persons covering that particular game. Space is by reservation prior to noon of game day. Others will be accommodated in the press overflow area on a space-available basis.

TELEVISION

Two games will be televised nationally on ESPN2, six games on Fox Sports Oklahoma and 11 on Cox Cable. All games will be broadcast over the internet at www.tulsashock.com.

PRACTICE POLICY

All Shock practices and shootarounds during the 2010 WNBA season will be open to the media from start to finish. Players and coaches will be available for interviews following each practice session. Please contact Pardeep Toor in the Shock Public Relations Office for further information





STAFF DIRECTORY

OWNERSHIP GROUP


Bill Cameron, David Box, Pat Chernicky, Chris Christian, Sam and Rita Combs, Pat and Don Hardin, Paula Marshall, Stuart and Linda Price, Katie and Scott Schofield

FRONT OFFICE

President	Steve Swetoha
Head Coach & General Manager	Nolan Richardson
Assistant Coach	Wayne Stehlik
Director of Basketball Operations & Assistant Coach	Tammy A. Bagby
Vice President of Marketing	Eric Newendorp
Director of Sponsorships	Marlene Livaudais
Director of Ticket Sales	Danita Johnson
Controller	Nancy Montee
Account Executive	Krysten Barns
Account Executive	Ebony Belcher
Account Executive	Tana Karn
Account Executive	Bryan Karns
Account Executive	Whitney Tisdale
Account Executive	AJ Weir
Community Relations Coordinator	Lauren Harris
Executive Assistant to the President	Christal Pellerin
Game Entertainment Assistant	Chris Antwine
Game Entertainment Intern	Suzanne Hannay
Game Entertainment Intern	Caleb Harlan
Inside Sales Executive	William Davis
Inside Sales Executive	Jordan Gaines
Manager of Game Operations	Johnny Watson
Manager of Ticket Operations	Christopher Flores
Media Relations Manager	Pardeep Toor
Sales and Service Intern	Natahlie Smith
Sponsorship Activation Coordinator	Reshina Warren
Marketing Intern	Katie Nicholas

Tulsa Shock | Williams Center Tower One | One West Third Street | Suite 1100 | Tulsa, OK 74103

1-877-90-HOOPS (46677) | www.tulsashock.net





Bill Cameron
Majority Owner

William "Bill" Cameron currently serves as Chairman of the Board and Chief Executive Officer of American Fidelity Assurance Company (AFA). He is also Chairman of the Board of First Fidelity Bank, N.A., and a director of Insurica. He has served as an officer of American Fidelity companies since 1986 in a variety of capacities.

Additionally, Cameron serves on the board NBA's Oklahoma City Thunder and the AFL's Tulsa Talons.

Cameron is active in several community and civic organizations. He is the past chairman of the Oklahoma City Public Schools Foundation. He serves on the board and executive committee of the Amazon Conservation Team, Arlington, Virginia and, additionally, he serves on the following Oklahoma based civic boards, Oklahoma State Chamber of Commerce, Oklahoma City Museum of Art, State Fair of Oklahoma, Oklahoma Business and Education Coalition, Oklahoma Medical Research Foundation, and Westminster School. Cameron is also a past regional chair and international board member of the Young Presidents' Organization.

He is also active in the U.S. Life & Health Insurance industry's trade associations through his service as a director and a member of the executive committee of America's Health Insurance Plans and a former board member for American Council of Life Insurers

In 1982, Cameron received his B.A. in history from Dartmouth College in Hanover, New Hampshire. He has three daughters, two of whom play basketball and one dances ballet.



David Box
Majority Owner

David Box is President and CEO of Box Ventures. As a graduate of the University of Oklahoma and a native of Oklahoma, Box has created a diverse portfolio of companies that include: Box Talent Agency, Box Real Estate, Box Ventures, The Greens Country Club and Cameron – Box Sports, which includes an interest in the Tulsa Talons arena football team. From his humble beginnings as a concert promoter to currently employing over 120 team members, Box is a true entrepreneur.

Recently celebrating its 23rd anniversary, Box Talent agency is a driving force behind Tulsa and Oklahoma City's entertainment industry. Over the years David has produced a number of highly successful concerts for national artists that have included Toby Keith, John Mayer and the Dixie Chicks. David is the "go to" guy for everything entertainment and has served as a consultant for George Shinn, owner of the New Orleans Hornet's and Willie's Place – a venue owned by Willie Nelson. The agency is well known throughout the region and represents many of Oklahoma and Texas's most requested party bands. As exclusive booking agents for multiple clubs within the region, Box Talent is always looking for new artists and venues with a fresh prospective.

With over one million square feet of real estate in Oklahoma, Box is consistently looking to expand on his diverse portfolio. Box's holdings include property on Norman's historical Campus Corner, key commercial space in Oklahoma City's up and coming district's that include Midtown, Western Avenue, and 23rd Street. Additionally, Box is majority owner of the Greens Country Club in Oklahoma City. The club includes an 18-hole championship golf course, state of the art tennis facility, a beautiful 30,000 square foot clubhouse and three swimming pools.

In addition to his business interest, Box is active in his community. He has served as Vice-Chair on the Integris Young Philanthropist Board, keynote speaker at many local chamber events, and has produced a wide range of benefit/charity events, including Rolling Stone's magazine Nationwide College tour, headlined by Dave Matthews and Big Head Todd for victims of the Oklahoma City Bombing.

Ownership Group

- Pat Chernicky
- Chris Christian
- Sam and Rita Combs
- Pat and Don Hardin
- Paula Marshall
- Stuart and Linda Price
- Katie and Scott Schofield





Steve Swetoha President

Steve Swetoha is the President of the Shock where he oversees the franchise's entire business operations including sales, marketing, advertising, broadcasting, community relations, finance, game entertainment, customer retention, youth basketball and operations. He brings more than 20 years of sports marketing, sales, promotions, customer service and business operations to Tulsa.

Swetoha most recently served as the Executive Director of the ACC Football Championship in Charlotte, North Carolina where he was responsible for all of the sales and marketing along with planning the entire ACC Football Championship games to be played in Charlotte in 2010 and 2011.

Swetoha began his career as the director of inside sales for the NHL's Pittsburgh Penguins and was the Vice President of Sales and Operations for the IHL's Cleveland Lumberjacks. He was the Director of Sales for RDV Sports which is the ownership entity of the Orlando Magic and Orlando Miracle of the WNBA. Swetoha has also worked with the Jacksonville Jaguars where he was responsible for the sales and marketing of suites, club seats, season and group tickets along with customer retention and volunteer sales programs.




Swetoha also served at the Senior Vice President of Sales and Service with the Charlotte Bobcats. During his tenure with the Bobcats and Sting he was responsible for suite sales, premium sales, season and group tickets. He also managed customer retention, premium services, ticket operations and special events for the Bobcats and Sting. Swetoha was the organization's first employees in 2003 and along with his responsibilities was the Vice President of Business Operations with the Charlotte Sting, that included responsibilities in corporate partnerships, marketing, communications, community relations and finance.

Swetoha was an active member of the Charlotte community serving on boards such as the Second Harvest Food Bank, Community Schools and was a volunteer at St. Matthew church. Swetoha was a part-time adjunct professor at Johnson and Wales University in the Sports Entertainment and Event Program of the Hospitality College.

Swetoha received his Bachelors of Science degree with an emphasis in Sport Management from Robert Morris University and received his Master's Degree in Sports Leadership from Duquesne University.

Swetoha has one son, Matthew who is 13.





Nolan Richardson

Coach and General Manager

College basketball Hall of Fame coach Nolan Richardson was named head coach and general manager of the Shock on October 20, 2009.


Richardson has been coaching basketball for over 40 years and is the only coach in history to have won a championship at every college level: the National Junior College Tournament (1980), National Invitational Tournament (1981) and NCAA Tournament (1994).

Richardson began his coaching career at Bowie High School in El Paso, Texas. He then moved to Western Texas College, where he won the National Junior College championship in 1980. He was the head coach at Tulsa from 1981 to 1985, leading Tulsa to the NIT championship in 1981 and compiling a 119-37 record over five seasons. In 1985, Richardson became the head coach at the University of Arkansas, where he gained national recognition.

Richardson took the University of Arkansas to the Final Four three times, losing to Duke in the semifinals in 1990, winning the National Championship in 1994 against Duke, and losing in the Championship game to UCLA in 1995. He was named the National Coach of the Year in 1994. His teams typically played an up tempo game with intense pressure defense - a style that was known as "40 Minutes of Hell." He is the winningest coach in Arkansas history, compiling a 389-169 record in 17 seasons.

From 2005 to 2007, Richardson served as the head coach of the Panamanian National Team. In March 2007, Richardson was named as the head coach of the Mexican National Team.

Richardson was born in El Paso, Texas, and raised in El Paso's "Segundo Barrio" or "Second Ward", and speaks Spanish fluently. He played collegiately at Texas Western College (now the University of Texas at El Paso) playing for two years under the future Basketball Hall of Famer Don Haskins.



**Wayne Stehlik**


Assistant Coach

Wayne Stehlik spent over 25 years in college athletics. A long-time assistant under Nolan Richardson at the University of Arkansas, Stehlik spent 17 seasons (1985-2002) at Arkansas, which were highlighted by 12 20-win campaigns, four 30-win seasons, three Final Fours and the 1994 NCAA National Championship with a 31-3 record. Arkansas averaged 27 wins per season during the decade of the 1990s and their 270 wins from 1990-99 were more than all but four programs in the NCAA Division I ranks.

From 2002-2005, Wayne served as the Director of Development for women's athletics at the University of Arkansas. His coaching experiences runs deep as he has also served as the Head Basketball Coach at Baker University in Baldwin City Kansas, following assistant positions at University of Kansas (M.S.1982) and Nebraska Wesleyan University.(B.S.1979)

Immediately, prior to coming on board with the Tulsa Shock, he served as Activities Director for the Fayetteville High School Athletic Department, in Fayetteville, Arkansas. The FHS Athletic Department ranked as one of the Top 20 high school athletic programs in the country, according to Sports Illustrated. In addition to his work at Fayetteville High School, Stehlik also started his own company called Play 2 Win Athletic Consulting. P2W is designed to help Student-Athletes, Parents, Coaches and Administrators adapt to the ever changing world of 21st century athletics. He was also instrumental in initiating the NWA Tip-Off Club, of which he currently serves as President.

Wayne is married to Tracey Mays Stehlik and they have two daughters, Mollie and Maggie.

**Tammy A. Bagby**Director of Basketball Operations
and Assistant Coach

Tammy Bagby has over 15 years of professional and collegiate coaching experience. Bagby was an assistant women's basketball coach for three years at Morgan State University (MEAC) and for seven years at Clark Atlanta University (SIAC).

She won a 1999 S.I.A.C Conference Championship under head coach Angelyne Brown. Bagby helped produce an All-American guard, a conference assist leader and shooting guards who reached the 1,000pts+ Club.

In 2007, Bagby continued her assistant coaching success at Tennessee State University (OVC), where her teams earned two winning season during her two-year stint.





LEADERSHIP



Chris Antwine
Game Entertainment
Assistant



Krysten Barns
Account
Executive



Ebony Belcher
Account
Executive



William Davis
Inside Sales
Executive



Christopher Flores
Manager of
Ticket Operations



Jordan Gaines
Inside Sales
Executive



Lauren Harris
Community Relations
Coordinator



Danita Johnson
Director of
Ticket Sales



Tana Karn
Account
Executive



Bryan Karns
Account
Executive



Marlene Livaudais
Director of
Sponsorships



Nancy Montee
Controller



Eric Newendorp
Vice President of
Marketing



Katie Nicholas
Marketing Intern



Christal Pellerin
Executive Assistant
to the President



Nathalie Smith
Sales and Service
Intern



Whitney Tisdale
Account
Executive



Pardeep Toor
Media Relations
Manager



Reshina Warren
Sponsorship Activation
Coordinator



Johnny Watson
Game Operations
Manager



AJ Weir
Account
Executive



PLAYER PROFILES



Chante BLACK

#11 • CENTER



HEIGHT
6'5"

WEIGHT
188

BIRTH DATE
11/12/85

COLLEGE
Duke '09

WNBA EXPERIENCE
1 Year

DRAFTED BY
Connecticut
10th overall
2009



CHANTE BLACK

WNBA CAREER

2009 Appeared in 33 games as a rookie, starting eight for the Connecticut Sun... Averaged 2.9 ppg and 3.2 rpg in 13.0 mpg... Ranked 17th in the WNBA in blocks per game (0.82)... Ranked 16th in the WNBA in total blocks (27)... Ranked 12th in WNBA in offensive rebounds per 40 minutes (3.8)... Ranked 14th in WNBA in rebounds per 40 minutes (10.0)... Ranked sixth in the WNBA in blocks per 40 minutes (2.52)... Scored a season and career-high 11 points against San Antonio 6/21/09... Grabbed a season and career-high 9 rebounds vs. Atlanta on 6/14/09.

COLLEGE

Was just the third player in ACC history to register over 1,400 points, 900 rebounds and 250 blocked shots... Notched 26 double-doubles... Became the 24th player in Duke history to register 1,000 career points... As a senior, started all 33 games, while collecting Associated Press Third Team All-America, USBWA All-America, John R. Wooden Award finalist, ACC Defensive Player of the Year, All-ACC Defensive Team, and First Team All-ACC accolades... Named State Farm Region II Finalist... Recorded 10 double-doubles and had 31 double-figure scoring games... Opened the season with a career-high 28 points to go along with 10 rebounds and four blocks against 14th-ranked Oklahoma State... In her junior season, earned Associated Press Honorable Mention All-America honors, named to the Oklahoma City Regional All-Tournament team, a State Farm All-America finalist and on the All-ACC second team... Ranked 26th nationally in blocked shots (2.3) and 40th in field goal percentage (52.5)... Redshirted the 2006-07 season due to a knee injury suffered in preseason practice... Was an All-ACC Freshman Honorable Mention selection in her first season with the Blue Devils... Averaged 6.2 points, 7.6 rebounds, 1.4 blocks and 1.1 assists in 34 games... Earned All-ACC Tournament second team honors after averaging 9.7 points, 10.3 rebounds and 1.3 blocks.

PERSONAL

Full name is Chante L'amour BlackBorn November 12, 1985, in Austin, Texas... Daughter of Mazie Black... Member of Who's Who Among American High School Students as a junior and senior and the honor roll each of her four years at East Forsyth... Received a Bachelor of Arts degree in biological anthropology & anatomy and women's studies in May of 2008 and is now obtaining a Bachelor of Science in biological anthropology & anatomy... Played for the silver medal-winning South Team at the USA Basketball Youth Developmental Festival in 2003... As a senior at East Forsyth, averaged 19.8 points, 16.3 rebounds, 4.8 blocks and 4.2 assists... Gatorade North Carolina Player of the Year... Played in the McDonald's All-America game and the WBCA All-America game... Winner of the 2004 Winston-Salem Journal's Mary Garber Award, given annually to the top female high school player in Northwest North Carolina... Named third team USA Today All-America, third team Parade All-America and honorable mention Slam Magazine All-America... Led East Forsyth to the 4A Section II title... Named Street & Smith's third team All-America, 4A Metro Player of the Year and second team All-State as a junior... A two-time Winston-Salem Journal All-Northwest team and 2001 and 2002 Street & Smith's Honorable Mention All-America A Nike All-America.

WNBA REGULAR SEASON CAREER STATISTICS

YEAR	TEAM	G	GS	MIN	FGM	FGA	PCT	3P	3PA	PCT	FTM	FTA	PCT	OR	DR	REB	AS	PF	ST	TO	BLK	PTS
2009	Connecticut	33	8	428	35	92	.380	0	1	.000	27	43	.628	41	66	107	6	54	13	25	27	97

WNBA REGULAR SEASON CAREER HIGHS

	TOTAL	OPPONENT	DATE
Pts	11	San Antonio	June 21, 2009
Rebs	9	Atlanta	June 14, 2009
Asts	1	6 times	
Stls	2	2 times	
Blks	3	2 times	
Min	26	Detroit	July 11, 2009





Kara BRAXTON

#45 • CENTER/FORWARD



HEIGHT
6'6"

WEIGHT
225

BIRTH DATE
2/18/83

COLLEGE
Georgia '05

WNBA EXPERIENCE
5 Years

DRAFTED BY
Detroit
7th Overall
2005



KARA BRAXTON

WNBA CAREER

2009 Appeared in 28 games, of which she started two, for the Detroit Shock and played in five playoff games... Set new career highs with 9.0 points, 6.0 rebounds, and 18.0 minutes... Shot a career-high 52.7 percent from the field... Averaged 9.6 ppg, 6.8 rpg on 54.1 percent shooting from the field in 19.2 mpg in five playoff games... Topped the 1,000-point mark for her WNBA career... Ranked fifth on her team in scoring, third in rebounding and led the squad in field-goal percentage... Scored a season-high 25 points against Atlanta on 7/22/10. Grabbed a career-high 13 rebounds against Connecticut on 7/11/09.

2008 Appeared in 33 games, including 10 starts, and averaged 8.9 points and 5.1 rebounds in 17.9 minutes per game... In 10 games as a starter averaged 9.1 points and 6.1 rebounds in 19.4 minutes per game... Swatted away a career-high 24 blocks... Played in the 100th game of her career at Minnesota (5/18)... Scored a career-high 26 points vs. Atlanta (6/29)... Tied her career high in assists with four vs. Connecticut (7/8)... Registered her 50th career block vs. Washington (7/11)... Grabbed the 500th rebound of her career vs. Los Angeles (7/22)... Tied her season high in rebounds with nine and career high in minutes played with 35 vs. San Antonio (7/27).

2008 Playoffs Appeared in all nine Shock playoff games (all starts) en route to her second WNBA championship... Averaged 8.6 points, 5.3 rebounds and 1.0 assists in 20.0 minutes per game... Scored her 200th career playoff point in Game 2 of the WNBA Finals (at San Antonio, 10/3)... Tied her career playoff high in assists (3) while tying her playoff high in steals (1) and blocks (1) at San Antonio (10/1)... Second on the team in rebounding with 4.9 rebounds per game... Her 26 minutes played vs. Indiana (9/21) set a career playoff-high in minutes played... Pulled down her 100th career playoff rebound at Indiana (9/19).

2007 Voted a starter to her first WNBA All-Star game... Picked up her first double-double of the season with 17 pts and 12 rebounds at Phoenix on 6/22 (both were season highs)... Missed two games due to WNBA suspension, the Shock were 0-2 without her... Missed one game due to a sprained right ankle, the Shock were 1-0 without her... Surpassed the 500-point mark with a 15-point outing vs. the Washington Mystics on July 28th.

2007 Playoffs Won her first WNBA championship... Tied her career playoff highs in steals (with two) vs. Indiana (9/3)... Scored the 100th point of her playoff career vs. Indiana (9/3)... Picked up her first post-season double-double with playoff career highs in pts (19) and rebs (12) in Game 1 of the WNBA Finals vs. Phoenix (9/5)... Tied her career playoff highs in blocks with two vs. Phoenix (9/5)... Averaged 6.0 points and 3.7 rebounds during the 2007 postseason... **2006** Finished second amongst reserves in scoring (4.3) and rebounding (3.4)... Led the team in scoring on one occasion and in rebounding three times... Connected on 47.8 percent of her field goal attempts in home games and 34.2 percent on the road... **2006 Playoffs** Was the Shock's second leading scorer (5.0) and rebounder (2.8) off the bench in the postseason and in the WNBA Finals (5.8 and 2.6)...

2005 Selected to the All-WNBA rookie team... Ranked fourth among rookies in scoring (6.9), fifth in rebounding (3.0) and third in field goal percentage (97-of-210, .462)... Established a Shock rookie record by scoring 18 points in her first pro game vs. Connecticut on May 21... Picked up the first start of her WNBA career on June 24 vs. Washington... Averaged 8.4 points and connected on 52.2 percent of her field goal attempts in 17 home games and 5.3 points and 38.9 percent shooting in 16 road games. **2005 Playoffs** Was Detroit's leading scorer (7.5) and tied for the team's leading rebounder (3.5) off the bench in their two-game loss to the Connecticut Sun.

COLLEGE

Averaged 13.7 points, 8.0 rebounds, 1.2 assists, 1.3 blocks, 1.4 steals and 25.5 minutes while shooting 47.8% (108-226 FG) in 20 games in 2003-04, her junior season... Did not play during her senior season at Georgia due to pregnancy... Finished her three-year collegiate career at Georgia with averages of 15.4 points, 7.3 rebounds, 2.0 assists, 1.93 blocks, 1.53 steals, and 24.3 minutes while shooting 52.6% (440-836 FG) in 71 games... In her sophomore season she was tabbed first-team pre-season All-SEC at the league's media day... Posted double-doubles in seven of 21 games including back-to-back outing against No. 15 South Carolina and No. 18 Vanderbilt... In 2002, named All-SEC First Team and SEC Freshman of the Year with averages of 16.3 points, 6.8 rebounds, 2.3 assists and 24.5 minutes while shooting 54.0% (198-367 FG) from the field.

PERSONAL

Full name is Kara Liana Braxton... Born in Tallahassee, FL, spent 12 years as a resident of Jackson, MI... Gave birth to son, Jelani, on January 15, 2005... Daughter to Christine Brown and Quentin Braxton... Father starred collegiately at Portland (Ore.) State and was drafted by the Portland Trail Blazers in 1975.

WNBA REGULAR SEASON CAREER STATISTICS

YEAR	TEAM	G	GS	MIN	FGM	FGA	PCT	3P	3PA	PCT	FTM	FTA	PCT	OR	DR	REB	AS	PF	ST	TO	BLK	PTS
2005	Detroit	33	2	455	97	210	.462	0	1	.000	33	60	.550	42	58	100	14	78	18	52	13	227
2006	Detroit	34	1	360	58	143	.406	0	2	.000	30	48	.625	42	75	117	26	83	11	53	11	146
2007	Detroit	31	20	545	84	188	.447	0	0	---	39	58	.672	54	112	166	16	91	14	62	16	207
2008	Detroit	33	10	590	107	258	.415	0	2	.000	81	109	.743	48	120	168	27	84	14	54	24	295
2009	Detroit	28	2	504	106	201	.527	0	0	---	40	62	.645	66	101	167	41	79	19	51	18	252
Totals		159	35	2,455	452	1000	.452	0	5	.000	223	337	.662	252	466	718	124	415	76	272	82	1127


WNBA PLAYOFF STATISTICS

YEAR	TEAM	G	GS	MIN	FGM	FGA	PCT	3P	3PA	PCT	FTM	FTA	PCT	OR	DR	REB	AS	PF	ST	TO	BLK	PTS
2005	Detroit	2	0	36	5	18	.278	0	0	---	5	6	.833	4	3	7	2	5	0	3	0	15
2006	Detroit	10	0	128	22	52	.423	0	0	---	6	11	.545	8	20	28	6	27	8	18	4	50
2007	Detroit	11	0	170	30	64	.469	0	1	.000	17	24	.708	21	39	60	5	29	3	20	8	77
2008	Detroit	9	9	180	32	64	.500	0	0	---	13	20	.650	20	28	48	9	22	4	17	5	77
2009	Detroit	5	0	96	20	37	.541	0	0	---	8	14	.571	12	22	34	7	10	4	12	7	48
TOTALS		37	9	605	109	235	.464	0	1	.000	49	75	.653	65	112	177	29	93	19	70	24	267

WNBA REGULAR SEASON CAREER HIGHS

	TOTAL	OPPONENT	DATE
Pts	26	Atlanta	June 29, 2008
Rebs	13	Connecticut	July 11, 2009
Asts	4	3 times	
Stls	5	Seattle	June 8, 2005
Blks	4	New York	August 4, 2009
Min	35	Twice	





Shanna CROSSLEY

#0 • GUARD



HEIGHT
5'10"

WEIGHT
155

BIRTH DATE
9/7/83

COLLEGE
Tennessee '06

WNBA EXPERIENCE
3 Years



SHANNA CROSSLEY

WNBA CAREER

2009 Appeared in 19 games of which she started one for the San Antonio Silver Stars... Averaged 5.0 ppg on 46.1 percent shooting from the field, 44.4 percent from three and 83.3 percent from three... Averaged 5.7 ppg in 10.3 mins/game in three playoff games... Scored a season-high 16 points against Los Angeles on 09/08/09... Made a season-high five three-pointers against Indiana on 8/27/09. **2008** Had shoulder surgery during the 2007-08 offseason to repair a partially torn labrum. **2007** Played in all 34 games, starting one... Scored 16 points in a quarter on May 23 against Connecticut... Tied a franchise record for 3-pointers made in a game after hitting 7 of 11 3-pt field goal attempts on Aug. 2 against Phoenix (also ties for second in league history)... Followed the seven treys with six against Los Angeles two days later... Scored in double-figures 11 times, including three 20-plus point performances, scoring 26 against L.A. on Aug. 4, 21 against Phoenix on Aug. 2, and 20 at Minnesota (her only start) on Aug. 19... Finished 10th in the league in 3-Pt percentage at a .409 clip and ranked fourth in 3-Pt made per game (2.2)... On the season averaged 16.1 minutes, 9.2 points, 1.4 rebounds, 0.8 steals and 0.41 steals per game... In the playoffs, averaged 8.2 points during 11.6 minutes per game (all five games)... Scored 20 points on 7 of 12 shooting, including 6 of 10 from beyond the arc in the final playoff game Sept. 1 at Phoenix. **2006** Played in all 34 games as a rookie... averaged 6.6 points per game, 1.2 rebounds per game and 1.0 assists per game... scored a season-best 18 points in the last game of the season August 12 vs. Phoenix, chipping in three rebounds and two assists... scored in double-figures 12 times and led the team in points, assists and steals each once and blocks twice... ranked 14th in the league in three-point field goal percentage at a .378 (48-127) clip... was among the top 20 rookie league leaders in seven categories: 7th scoring average (6.6), 20th rebounds per game (1.2), 11th assists per game (1.0), 10th field goal percentage (.379), 2nd three-point field goal percentage (.378), 16th blocks per game (.12), and 10th in minutes per game (16.5).

COLLEGE

Finished her career at Tennessee with 78 double-digit scoring performances, ranked first in single-game three-pointers made (7 vs. Alabama, 2/19/06), first in single-season free throw percentage (.957 in 2003-04), first in career free throw percentage (.916), first in single season three-point field goals made (103 in 2005-06), first in career three-point field goals made (266), first in career three-point field goal percentage (.425), second in career games played (144) and ninth on the all-time scoring list with 1,706 career points... holds the NCAA single-season (.957 in 2003-04) and career (.916) free throw standards... named to the all-region team at the 2006 NCAA Cleveland Regional... All-SEC First Team selection in 2006, making her the ninth Lady Vol to earn a spot on the conference teams at least three times in her career... Named an ESPN The Magazine First Team Academic All-American... preseason candidate for the State Farm Wade Trophy and Naismith Award.

PERSONAL

Parents are Kem and Lynette Zolman... majored in journalism and electronic media... a strong believer in community service, volunteered her time with Race for the Cure, the Muscular Dystrophy Association, the Dogwood Arts Parade, the Toyota Literacy program and singing Christmas carols at area nursing homes... an active member of the Fellowship of Christian Athletes... Served as the spokesperson for the 2006 Silver Stars 5K Run/Walk presented by AstraZeneca... has one brother, Josh... in October 2006, married college sweetheart, former Tennessee running back Andrew Crossley.

WNBA REGULAR SEASON CAREER STATISTICS

YEAR	TEAM	G	GS	MIN	FGM	FGA	PCT	3P	3PA	PCT	FTM	FTA	PCT	OR	DR	REB	AS	PF	ST	TO	BLK	PTS
2006	S. Antonio	34	0	549	83	219	.379	48	127	.378	12	18	.667	7	34	41	34	21	11	38	4	226
2007	S. Antonio	34	1	548	107	272	.393	74	181	.409	26	29	.897	4	42	46	27	35	14	40	2	314
2009	S. Antonio	19	1	176	35	76	.461	20	45	.444	5	6	.833	0	10	10	6	11	2	5	0	95
TOTALS		87	2	1273	225	567	.397	142	353	.402	43	53	.811	11	86	97	67	67	27	83	6	635

WNBA PLAYOFF STATISTICS

YEAR	TEAM	G	GS	MIN	FGM	FGA	PCT	3P	3PA	PCT	FTM	FTA	PCT	OR	DR	REB	AS	PF	ST	TO	BLK	PTS
2007	S. Antonio	5	0	58	14	33	.424	10	21	.476	3	3	1.000	0	2	2	4	9	2	6	0	41
2009	S. Antonio	3	0	31	5	15	.333	5	10	.500	2	2	1.000	0	1	1	0	3	0	2	0	17
TOTALS		8	0	89	19	48	.396	15	31	.484	5	5	1.000	0	3	3	4	12	2	8	0	58

WNBA REGULAR SEASON CAREER HIGHS

	TOTAL	OPPONENT	DATE
Pts	26	Los Angeles	August 4, 2007
Rebs	5	Minnesota	June 16, 2006
Asts	3	6 times	
Stls	3	Houston	May 29, 2007
Blks	1	6 times	
Min	38	Minnesota	August 19, 2007





Amber HOLT

#4 • FORWARD



HEIGHT
6'0"

WEIGHT
170

BIRTH DATE
6/7/85

COLLEGE
Middle Tennessee
State '08

WNBA EXPERIENCE
2 Years

DRAFTED BY
Connecticut
9th overall
2008



AMBER HOLT

WNBA CAREER

2009 Appeared in 23 games, starting seven of them, for the Connecticut Sun... Averaged 6.0 ppg, 3.2 rpg and 1.9 apg in 21 mins/game... Ranked seventh on her team in scoring (6.0 ppg)... Ranked fifth on the team in rebounds (3.20)... Ranked third on team in free-throw shooting (83.0 percent)... Scored a season-high 18 points against New York on 9/4/09. **2008** Named to the WNBA All-Rookie Team after being selected by the Sun with the 9th overall pick in the 2008 WNBA Draft... Guard/forward was the only player on the Sun roster to start all 34 games... One of just two rookies in the league to start every game of the season... Reached double figures in 10 games... Scored a career-best 19 points against Detroit (6/24), with four made threes and eight rebounds... Had a career-best eight assists against Atlanta (6/27)... Made a career-high seven shots in win over Sacramento (5/24)... Was third on the team in assists (65), tied for fourth in made field goals (81), fifth in scoring average (6.5 ppg.) and seventh on the team in total rebounds (105). **2008 Playoffs** Had seven points and five rebounds in Game 2 of the series against New York... Averaged four rebounds per game for the series.

COLLEGE

Was named a First Team All-American by CBSSports.com, voted Third Team All-American by the Associated Press, Honorable Mention All-American by the Women's Basketball Coaches Association and to the 10-member US Basketball Writers Association All-America team as a senior... Led the nation in scoring during her senior season, averaging 27.4 points per game... Finished the season with 930 points, the fifth most ever scored by any player in one season in NCAA history... Set numerous Middle Tennessee single season scoring records as a senior, including total points with 930... Holt also set single-season marks for scoring average (27.4), field goals (352), FG attempts (680), free throws (206), FT attempts (261) and 30-point scoring games (14)... Was one of two players in the nation to score 40 or more points in a game twice during the 2007-08 season, with 41 points against LSU on Dec. 28 and 44 points at Louisiana-Monroe on Jan. 24... Her 44 points is a MTSU program record, breaking a 21-year-old mark held previously by Kim Webb... Also scored 30 or more points in 14 contests as a senior... In her two years at MTSU, scored 1,497 points, good for ninth on the all-time list, and her average of 22.0 points per game also tops the Blue Raider annals... Prior to attending Middle Tennessee, spent two years at Southeastern Illinois College, where she was named Second Team NJCAA All-America as a freshman and Kodak All-American and First Team NJCAA All-America as a sophomore... Led SIC to a 33-3 record and a fifth-place finish at the NJCAA Tournament as a sophomore... Spent one semester at Western Kentucky before heading to SIC.

PERSONAL

Amber Shirell Holt... Daughter of Cassandra Holt... Has two brothers, Cortez and DeMarkus Dennis... A native of Duluth, Ga... Averaged 19.1 points, 7.0 rebounds and 4.5 assists as a senior at Meadowcreek High School while leading the Lady Mustangs to a 20-7 record... First Team All-State performer as a junior, helping MHS to a 24-6 overall record and a runner-up finish in the 2002 Class AAAAA State Tournament.

WNBA REGULAR SEASON CAREER STATISTICS

YEAR	TEAM	G	GS	MIN	FGM	FGA	PCT	3P	3PA	PCT	FTM	FTA	PCT	OR	DR	REB	AS	PF	ST	TO	BLK	PTS
2008	Connecticut	34	34	714	81	199	.407	25	76	.329	35	45	.778	37	68	105	65	67	15	31	5	222
2009	Connecticut	23	7	380	40	123	.325	13	50	.260	44	53	.830	13	61	74	44	39	9	14	2	137
TOTALS		57	41	1094	121	322	.376	38	126	.302	79	98	.806	50	129	179	109	106	24	45	7	359

WNBA PLAYOFF STATISTICS

YEAR	TEAM	G	GS	MIN	FGM	FGA	PCT	3P	3PA	PCT	FTM	FTA	PCT	OR	DR	REB	AS	PF	ST	TO	BLK	PTS
2008	Connecticut	3	1	55	3	16	.188	1	6	.167	4	4	1.00	4	8	12	4	2	1	2	0	11

WNBA REGULAR SEASON CAREER HIGHS

	TOTAL	OPPONENT	DATE
Pts	19	Detroit	June 24, 2008
Rebs	8	Twice	
Asts	8	Atlanta	June 27, 2008
Stls	2	4 times	
Blks	2	Indiana	August 28, 2008
Min	32	San Antonio	September 7, 2008





Alexis HORNBUCKLE

#22 • GUARD



HEIGHT
5'11"

WEIGHT
155

BIRTH DATE
10/16/85

COLLEGE
Tennessee '08

WNBA EXPERIENCE
2 Years

DRAFTED BY
Detroit
4th overall
2008



ALEXIS HORNBUCKLE

WNBA CAREER

2009 Appeared in 32 games, starting 21 of them, for the Detroit Shock. . . Averaged 6.7 ppg, 4.9 rpg, 2.7 apg and 1.3 spg in 26.6 mpg. . . Ranked 11th in the WNBA in three-point field-goal percentage (39.1). . . Ranked second on her team in steal per game (1.31). . . Ranked first on her team in three-point shooting percentage (39.1). . . Scored a season-high 14 points against Minnesota on 9/9/09. . . Grabbed a season-high 12 rebounds against Connecticut on 7/5/09. . . Had a career-high seven assists against San Antonio on 8/23/09. **2009 Playoffs** Averaged 10.6 ppg, 6.0 rpg and 4.0 apg, 1.8 spg on 48.9 shooting from the field in 35.4 mins/game in post-season games. . . Scored 15 points in three of her five playoff games. . . Ranked fifth in the playoffs in assists per game (4.0). **2008** Appeared in all 34 games averaging 5.4 points, 4.1 rebounds, 2.1 assists and 2.3 steals in 22.0 minutes per game. . . Led the league in steals (79) and steals per game. . . Scored eight points, grabbed two rebounds and recorded seven steals in her first WNBA game vs. Houston (5/17). . . The seven steals set a franchise record for steals in a game. . . Picked up her first career double-double when she scored 11 pts and grabbed 15 rebounds at Phoenix (6/14). . . Her 15 rebounds, at Phoenix (6/14), set a franchise record for rebounds by a guard. . . Led the Shock in rebounds four times and assists three times. **2008 Playoffs** Appeared in all nine games en route to her first WNBA Championship with the Detroit Shock. . . Became the first player to win both the NCAA championship and WNBA championship in the same calendar year. . . Averaged 6.3 points, 4.9 rebounds, 2.1 assists and 1.2 steals in 24.4 minutes per game. . . Led the team in rebounds three times and in assists five times. . . Scored her playoff high nine points three times in the postseason including in the championship clinching game (10/5). . . Ranked third in the league in steals in the postseason with 11.

COLLEGE

Career Won the NCAA National Championship twice while at Tennessee in '07 & '08. . . Named the All-SEC First Team in '07 & '08. . . Named to the All-SEC Defensive Team in '08. . . Selected to the SEC All-Tournament Team in '07. . . Selected to the All-SEC Freshman Team in '05. . . As a freshman was awarded Tennessee's diamond ring for best unifying the team. . . At the conclusion of the '06-'07 season, joined Chamique Holdscaw and Tamika Catchings as the only three Lady Vols to amass 900+ points, 500+ rebounds, 350+ assists, 250+ steals and 50+ blocks. . . Moved past Tamika Catchings (211) and into second place in the UT record books for career steals (207). . . recorded at least 100 assists in four straight seasons. . . Played in her 21st NCAA Tournament game vs. Stanford moving her into a tie for fifth place in NCAA history. . . Her eight steals set a new UT record for thefts in an NCAA Tournament game and are the fourth-most in a first/second round NCAA Tournament game by any woman since 1988. . . Picked up her 500th career assist, and hit the game winning shot with 0.3 seconds left to beat LSU and advance to the Championship game in the 2008 NCAA tournament.

PERSONAL

Alexis Kay'ree Hornbuckle was born on Oct. 16, 1985, in Charleston, W.Va. . . Her parents are Jerome and Quondora Hornbuckle. . . Has a brother Cedric, 22. . . Was enrolled in the College of Arts & Sciences while at Tennessee. . . Was also an all-state and all-county soccer player during her days at South Charleston H.S., while lettering three times in soccer and twice in track, in addition to basketball. . . Was the 2002 state high jump champ. . . Lists former WNBA Houston Comets superstar Cynthia Cooper as the athlete after whom she has modeled her game. . . Lists playing in the WNBA and owning a physical therapy/sports medicine business as her career objectives. . . Names former NBA all-star Julius Erving (Dr. J) as the celebrity she most admires.

WNBA REGULAR SEASON CAREER STATISTICS

YEAR	TEAM	G	GS	MIN	FGM	FGA	PCT	3P	3PA	PCT	FTM	FTA	PCT	OR	DR	REB	AS	PF	ST	TO	BLK	PTS
2008	Detroit	34	0	747	63	178	.354	16	45	.356	42	66	.636	53	85	138	71	97	79	49	10	184
2009	Detroit	32	21	850	81	213	.380	25	64	.391	26	48	.542	46	112	158	86	93	42	69	9	213
Totals		66	21	1597	144	391	.368	41	109	.376	68	114	.596	99	197	296	157	190	121	118	19	397

WNBA PLAYOFF STATISTICS

YEAR	TEAM	G	GS	MIN	FGM	FGA	PCT	3P	3PA	PCT	FTM	FTA	PCT	OR	DR	REB	AS	PF	ST	TO	BLK	PTS
2008	Detroit	9	0	220	18	42	.429	6	16	.375	15	20	.750	12	32	44	19	21	11	12	7	57
2009	Detroit	5	5	177	22	45	.489	3	9	.333	6	6	1.00	8	22	30	20	19	9	16	3	53
Totals		14	5	397	40	87	.460	9	25	.360	21	26	.808	20	54	74	39	40	20	28	10	110

WNBA REGULAR SEASON CAREER HIGHS

	TOTAL	OPPONENT	DATE
Pts	14	Twice	
Rebs	15	Phoenix	June 14, 2008
Asts	7	San Antonio	August 23, 2009
Stls	7	Houston	May 17, 2008
Blks	2	Connecticut	July 5, 2009
Min	40	New York	September 10, 2009





Ivory Latta

#12 • GUARD



HEIGHT
5'6"

WEIGHT
143

BIRTH DATE
9/25/84

COLLEGE
North Carolina '07

WNBA EXPERIENCE
3 Years

DRAFTED BY
Detroit
11th overall
2007



IVORY LATTA

WNBA CAREER

2009 Appeared in 24 games off the bench for the Atlanta Dream... Averaged 6.1 ppg and 1.4 apg in 14.6 minutes/game... Scored a season-high 22 points at Detroit on 7/22/09... Established career highs in FTM and FTA by going 10-for-10 at Detroit on 7/22/09. **2009 Playoffs** In two games against the Detroit Shock, averaged 13.5 ppg, 2.0 rpg and 2.5 apg in 37.5 mins/game... Ranked ninth in playoff free throw shooting (.889) and fifth in mins/game (37.5). **2008** Acquired by the Atlanta Dream from the Detroit Shock in the 2008 expansion draft... Averaged career highs of 11.4 points, 3.6 assists, 2.1 rebounds, 1.3 steals and 28.2 minutes per game... Appeared in 34 games including 31 starts... Scored a career-high 28 points against Detroit on 6/22/08... Twice handed out a career high 10 assists... Recorded a career high 5 steals at Sacramento on 7/18/08. **2007** Made her season debut vs. the Sacramento Monarchs on 5/19... Scored the first points of her WNBA career on 5/30 vs. Washington... Started her first WNBA game vs. Indiana on 8/11 posting 3 points and 1 rebound. **2007 Playoffs:** Averaged 1.9 ppg. in her first 47 minutes of WNBA postseason action... Averaged 3.0 ppg and 7.1 mpg in her rookie season with the Shock... Ranked second in the league in 3-point percentage (44.9%)...

COLLEGE

Averaged 16.6 ppg during her collegiate career... Led UNC to back-to-back Final Four appearances (2006 and 2007)... Honored as an AP All-American, Wade Trophy Finalist and Naismith Trophy candidate (2007)... Named to the 2007 All-ACC First Team... Was named the 2006 Player of the Year by ESPN.com, USBWA, GballMag.com and Basketball Times National Player of the Year... Nancy Lieberman Award Winner as Point Guard of the Year (2006)... Runner-up for Associated Player of the Year honors (2006)... Consensus All-American (2006)... ACC Player of the Year (2006)... Most Outstanding Player in the NCAA Tournament Cleveland Regional (2006)... One of four finalists for the Honda Award (2006)... WBCA National Player of the Month for February (2006)... In 2006, led UNC in scoring with 18.4 points per game (second in the ACC) and in assists with 5.2 per game (fourth in the ACC)... Led the ACC in free throw percentage (85.2)... ACC Tournament MVP (2005, 2006)... WBCA National Player for the Month of March (2005)... All-ACC First Team (2007, 2005)... AP All-American Third Team (2005)... ACC Preseason Rookie of the Year (2004)... All-ACC Second Team (2004)... All-ACC Freshmen Team (2004).

PERSONAL

Majored in exercise and sports science. Is the all-time leading scorer in South Carolina history (boys and girls) with a total of 4,319 career points. She shattered the girls' record in scoring, formerly held by Allison Feaster with 3,427, by almost 1,000 points. Other recognition included a resolution read on the floor of the U.S. House of Representatives by U.S. Representative John Spratt and a key to the city of York, S.C., which celebrated Ivory Latta Day on Jan. 10, 2003. Voted Homecoming Queen in high school.

WNBA REGULAR SEASON CAREER STATISTICS

YEAR	TEAM	G	GS	MIN	FGM	FGA	PCT	3P	3PA	PCT	FTM	FTA	PCT	OR	DR	REB	AS	PF	ST	TO	BLK	PTS
2007	Detroit	31	1	221	34	87	.391	22	49	.449	3	7	.429	4	15	19	20	24	8	16	2	93
2008	Atlanta	34	31	960	124	343	.362	55	160	.344	85	106	.802	13	59	72	123	83	45	61	1	388
2009	Atlanta	24	0	350	45	110	.309	18	50	.360	48	46	.25	3	13	16	34	32	13	26	1	146
Totals		89	32	1531	203	540	.376	95	259	.367	126	159	.792	20	87	107	177	139	66	103	4	627

WNBA PLAYOFF STATISTICS

YEAR	TEAM	G	GS	MIN	FGM	FGA	PCT	3P	3PA	PCT	FTM	FTA	PCT	OR	DR	REB	AS	PF	ST	TO	BLK	PTS
2007	Detroit	10	0	47	5	19	.263	5	15	.333	4	6	.667	0	3	3	3	3	2	2	0	19
2009	Atlanta	2	2	75	8	20	.300	3	9	.333	8	9	.889	2	2	4	5	5	1	3	0	27
TOTALS		12	2	122	13	39	.333	8	24	.333	12	15	.800	2	5	7	8	8	3	5	0	46

WNBA REGULAR SEASON CAREER HIGHS

	TOTAL	OPPONENT	DATE
Pts	26	Detroit	6/22/08
Rebs	6	Phoenix	7/19/08
Asts	10	Twice	
Stls	5	Sacramento	7/18/08
Blks	1	4 times	
Min	37	5 times	





Plenette PIERSON

#23 • FORWARD-CENTER



HEIGHT
6'2"

WEIGHT
178

BIRTH DATE
8/31/81

COLLEGE
Texas Tech '03

**WNBA
EXPERIENCE**
7 Years

DRAFTED BY
Phoenix
4th overall
2003



PLENETTE PIERSON

WNBA CAREER

2009 Appeared in one game for the Detroit Shock before being sidelined with a shoulder injury for the remainder of the season... Played five minutes in her only game, recording a steal, a block and two personal fouls. **2008** Appeared in 28 games and averaged a career-high in points (11.9), assists (1.9) and blocks (1.2) in 23.2 minutes per game... Led the Shock in scoring on five occasions, rebounds – five times and in assists on four occasions... Had seven multiple block games finishing with a career-high 34 blocks... Recorded her 100th career block vs. Seattle (6/4)... Tied her career high of six blocks at Los Angeles (6/11)... Picked up her only double-double of the season, and sixth of her career, when she scored 15 points and pulled down 11 rebounds vs. Minnesota (6/20)... Dished her 200th career assist vs. Connecticut (6/26)... Pulled down her 500th rebound in a Shock uniform at Washington (7/18), putting her eighth on the Shock All-time rebounding list... Tied her career high in assists with five vs. Phoenix (9/9). **2008 Playoffs** Appeared in six games en route to winning her second WNBA championship with the Detroit Shock... Missed three games with a dislocated shoulder/torn labrum after getting injured in Game 2 of the first round... Averaged 7.8 points, 3.0 rebounds and 1.7 assists in 17.8 minutes per game... Led the team in scoring once, rebounds once and assists twice... Scored her 250th career playoff point vs. New York (9/28)... Set a playoff career high in assists (5) and tied her playoff career high in steals (3) vs. Indiana (9/21)... Scored 11 points and added six rebounds, two assists and one steal in her first playoff game of the 2008 WNBA playoffs at Indiana (9/19). **2007** Was the team's leading scorer and rebounder off the bench... Led the Shock in scoring on five occasions, rebounds on six and in assists on four... Reached double figures 22 times, second most on the team... Named the WNBA's inaugural Sixth Woman of the Year... Picked up her 1,000th career point in the Shock's home opener vs. Sacramento (5/19)... Her five consecutive games of scoring in double figures in the first five games of the season set a career record... Her four blocked shots in the first half at New York (6/8) tied the Shock record for blocks in a half... Her four steals vs. New York (7/6) set a career high in steals and also put her over the 100 mark in career steals. **2007 Playoffs** Started her first career playoff game at New York (8/24)... Tied a Shock postseason record with four blocked shots at Indiana (8/31)... Hit career playoff marks of 100 rebounds and 125 points vs. Indiana (9/2)... Set a career playoff high in points with 26 vs. Phoenix (9/5)... Scored the 200th playoff point of her career at Phoenix (9/13)... **2006** Appeared in 34 games and averaged 6.5 points and 3.9 assists in 16.6 minutes per game... Was the team's leading scorer and rebounder off the bench... Paced the team in scoring and rebounding on two occasions... **2006 Playoffs** Appeared in all 10 playoff games en route to winning her first WNBA championship... Averaged 8.8 points, 5.4 rebounds and 1.7 assists in 18.9 minutes per game... Led all bench players in scoring, rebounds, assists and blocks... **2005** Averaged 7.7 points and 4.9 rebounds for Phoenix while connecting on 34.3 percent of her field goal attempts... Averaged 7.7 points and 2.7 rebounds with the Shock while connecting on 43.7 percent of her field goal attempts... Finished third on the Shock in free throws made (67) and attempted (96)... Scored a season-high 22 points in her first game with the Shock vs. Sacramento on July 1, in the process becoming the first Shock player since Kedra Holland-Corn (23) on August 6, 2003 at Washington to score 20 or more points off the bench... Led the Shock in scoring on two occasions... Connected on the first three-pointer of her career vs. Houston on July 5... Due to her being traded from the Mercury to the Shock, Pierson played in a total of 35 games (12 with Phoenix, 23 with Detroit) which puts her solely in second for amount of games played in one season... Attempted 19 free-throws at Washington (8/27) which ties her for third in free-throw attempts in a single game. **2005 Playoffs** Scored four points and grabbed four rebounds in Detroit's Game 1 loss to Connecticut (8/31) and failed to score in Game 2 (9/2)... **2004** Started 25 games and appeared in 31 games... Averaged 9.4 points and 4.2 rebounds in 25.9 minutes per game... Finished second on the Mercury in free throw attempts (109) and third in blocked shots (17)... Missed three games with a sore/strained right hamstring (The Mercury were 2-1 in her absence). **2003** Appeared in 33 games starting five games... Averaged 6.0 points and 2.4 rebounds in 18.2 minutes per game... Led the Mercury in minutes played off the bench, free throws (64) and free throw attempts (101)... Shot 19 free-throw attempts vs. Los Angeles (8/8) which ties her for third in free-throw attempts in a single game.

COLLEGE

Averaged 17.8 points and 6.9 rebounds per game as a senior... Shot .510 (238-467) from the floor... Named to the All-Big 12 First team... Named AP All-American Third Team... Played in only four games as a junior averaging 14.5 ppg and 9.0 rpg... Averaged 14.7 points and 7.4 rebounds as a sophomore... Named second-team All Big 12 by the Dallas Morning News that year after scoring in double figures in 23 of 32 games and recording eight double-doubles... Started all 33 games as a freshman averaging 13.6 points and 6.9 rebounds... Named Big 12 Conference Freshman of the Year... Scored in double figures in 25 games.

PERSONAL

Full name is Plenette Michelle Pierson... Majored in Communication Studies... Describes herself as "goofy"... Lists Yolanda Griffith as the best player she's ever faced... Lists "Love and Basketball" as favorite movie... Enjoys buffalo wings, spaghetti or chicken as a pre-game meal... If she wasn't a basketball player she would like to be a hand model.

WNBA REGULAR SEASON CAREER STATISTICS

YEAR	TEAM	G	GS	MIN	FGM	FGA	PCT	3P	3PA	PCT	FTM	FTA	PCT	OR	DR	REB	AS	PF	ST	TO	BLK	PTS
2003	Phoenix	33	5	602	67	177	.379	0	2	.000	64	101	.634	37	43	80	22	87	19	42	13	198
2004	Phoenix	31	25	803	112	253	.443	0	3	.000	66	109	.606	46	85	131	26	102	26	49	17	290
2005	Phoenix	12	11	318	36	105	.343	0	1	.000	20	29	.690	19	40	59	13	39	10	32	13	92
	Detroit	23	0	444	55	126	.437	1	1	1.000	67	96	.698	27	35	62	21	54	14	42	6	178
2006	Detroit	34	0	566	82	180	.456	0	3	.000	56	80	.700	44	88	132	24	84	18	37	14	220
2007	Detroit	34	0	858	149	312	.478	0	5	.000	98	130	.754	70	127	197	59	110	26	79	29	396
2008	Detroit	28	0	649	122	267	.457	0	2	.000	88	117	.752	64	72	136	63	99	24	48	34	332
2009	Detroit	1	0	5	0	2	.000	0	0	---	0	0	---	0	0	0	0	2	1	0	1	0
Totals		196	41	4246	623	1422	.438	1	17	.059	459	662	.693	307	490	797	228	577	138	329	127	1706


WNBA PLAYOFF STATISTICS

YEAR	TEAM	G	GS	MIN	FGM	FGA	PCT	3P	3PA	PCT	FTM	FTA	PCT	OR	DR	REB	AS	PF	ST	TO	BLK	PTS
2005	Detroit	2	0	20	2	5	.400	0	0	---	0	2	.000	3	3	6	0	5	1	0	0	4
2006	Detroit	10	0	189	26	61	.426	0	0	---	36	51	.706	17	37	54	17	27	6	14	9	88
2007	Detroit	11	1	281	46	109	.422	1	2	.500	30	41	.732	32	47	79	18	43	7	28	12	123
2008	Detroit	6	0	107	18	38	.474	0	0	---	11	13	.846	7	11	18	10	12	4	11	2	47
Totals		29	1	597	92	213	.474	1	2	.500	77	107	.720	59	98	157	45	87	18	53	23	262

WNBA REGULAR SEASON CAREER HIGHS

TOTAL	OPPONENT	DATE
Pts 26	@ Los Angeles	July 15, 2003
Rebs 14	Phoenix	July 8, 2007
Assts 5	Four times	
Stls 4	New York	July 6, 2007
Blks 6	Twice	
Min 38	Houston	September 19, 2004





Scholanda ROBINSON

#5 • GUARD



HEIGHT
5'11"

WEIGHT
162

BIRTH DATE
1/9/83

COLLEGE
Louisiana State '06

WNBA EXPERIENCE
4 Years

DRAFTED BY
Sacramento
14th Overall
2006



SCHOLANDA ROBINSON

WNBA CAREER

2009 Appeared in all 34 regular season games, starting 29 of them, with the Sacramento Monarchs... Averaged 6.6 points and a career-high 1.6 rebounds in a career-high 18.6 mins/game... Ranked 17th in the league in steals per 40 minutes (2.09)... Scored a season-high 15 points against Detroit on 6/28/09... Recorded a career-high 4 assists at Connecticut on 9/01/09... Has increased her minutes/game in each of her four seasons in the league.
2008 Averaged 6.8 points, 1.1 rebounds, 1.1 steals and 18.4 minutes in 29 games played... Set a new career high with 17 points at Atlanta on 7/22/08.
2008 Playoffs Appeared in 3 games for Sacramento averaging 5.0 points and 2.3 steals in 19.7 minutes per game. **2007** Averaged 5.8 points, 1.4 rebounds, 1.1 steals and 15.4 minutes in 34 regular season games played... Scored in double figures in five games... Scored a season-high 13 points vs. Detroit (6/23). **2007 Playoffs** Averaged 3.3 points, 1.7 rebounds, 1.0 steals and 18.3 minutes through three playoff games... **2006** Averaged 5.2 points, 1.1 rebounds and 15.2 minutes in 33 games played (21 started)... Scored a season-high 15 points vs. Los Angeles (6/23)... Recorded a season-high four steals vs. Connecticut (7/15). **2006 Playoffs** Averaged 3.3 points, 1.0 rebounds and 8.2 minutes in nine playoff games.

COLLEGE

Finished her collegiate career ranked 15th all-time on LSU's career scoring list and seventh all-time in steals (231)... Started all 35 games in 2005-06 averaging 8.6 points (41.0 FG%), 2.5 rebounds, 2.2 assists, 0.6 blocks and 1.8 steals per game... Earned Second-Team All-SEC honors... Became the 25th player in school history to reach the 1,000 point milestone... Also became the seventh player in school history to record over 200 steals and the fifth player to make over 100 three-pointers... Started all 36 games in 2004-05, averaging 8.9 points, 2.5 rebounds, 2.1 assists, 0.9 blocks and 2.2 steals per game... Led the team with 78 steals, the 10th best single-season total in school history... Ended the season ranked fifth in the SEC in steals, 15th in 3-point field goal percentage and 14th in blocked shots... Voted third team All-Louisiana by the LSWA... Returned to the team in 2003-04 after missing the 2002-03 season to give birth to her daughter... Played in all 35 games and started four averaging 8.5 points, 2.3 rebounds, 0.6 assists, 0.4 blocks and 1.3 steals per game... Poured in a career-high 25 points in just 23 minutes at Alabama in a 103-68 victory on Feb. 5... Played in 29 games in 2001-02 and started in nine, averaging 10.6 points, 4.2 rebounds, 1.7 assists, 0.4 blocks and 1.6 steals... Started the first eight games of her career at LSU and poured in a then-career-best 22 points in her collegiate debut against Grambling on Nov. 20... Finished the season fourth on the team in scoring with a 10.6 average.

PERSONAL

Full name is Scholanda Michelle Robinson (Dorrell)... Married Frederick Robinson on June 15, 2002... The couple has one daughter, Aishida, born Jan. 29, 2003... Daughter to Jennifer Boothe-Byer... Has two siblings, Lathanza Williams and G. Jelani Frederick... Led her high school team to the Florida State Title her senior year scoring 25 points in the championship game... Named a Street and Smith High School All-American. USA Today honorable mention All-USA selection... Ranked in the Blue Star Report as the sixth best high school player in the nation... Rated as one of the top-10 high school guards in the country by All-Star Girl's Report.

WNBA REGULAR SEASON CAREER STATISTICS

YEAR	TEAM	G	GS	MIN	FGM	FGA	PCT	3P	3PA	PCT	FTM	FTA	PCT	OR	DR	REB	AS	PF	ST	TO	BLK	PTS
2006	Sacramento	33	21	498	64	172	.372	25	85	.294	18	22	.818	9	27	36	17	43	29	39	4	171
2007	Sacramento	34	0	525	69	170	.406	8	32	.250	50	70	.714	23	25	48	30	55	37	46	10	196
2008	Sacramento	29	3	535	66	163	.405	11	30	.367	55	79	.696	10	22	32	24	53	32	66	6	198
2009	Sacramento	34	29	633	79	193	.409	8	25	.320	59	87	.678	19	34	53	27	70	33	54	7	225
TOTALS		130	53	2191	278	698	.409	52	172	.302	182	258	.705	61	108	169	98	221	131	205	27	790

WNBA PLAYOFF STATISTICS

YEAR	TEAM	G	GS	MIN	FGM	FGA	PCT	3P	3PA	PCT	FTM	FTA	PCT	OR	DR	REB	AS	PF	ST	TO	BLK	PTS
2006	Sacramento	9	0	72	10	24	.417	3	8	.375	7	8	.875	4	5	9	4	6	6	6	0	30
2007	Sacramento	3	0	55	3	11	.273	0	1	.000	4	6	.667	2	3	5	2	3	3	7	2	10
2008	Sacramento	3	0	59	6	14	.429	2	3	.667	1	2	.500	1	0	1	0	9	7	11	2	15
TOTALS		15	0	186	19	49	.388	5	12	.417	12	16	.750	7	8	15	6	18	16	24	4	55

WNBA REGULAR SEASON CAREER HIGHS

	TOTAL	OPPONENT	DATE
Pts	17	Atlanta	July 22, 2008
Rebs	5	Twice	
Asts	4	Connecticut	September 1, 2009
Stls	4	4 times	
Blks	1	27 times	
Min	32	Phoenix	June 13, 2009





Olayinka SANNI

#24 • CENTER



HEIGHT
6'2"


WEIGHT
205

BIRTH DATE
8/21/86

COLLEGE
West Virginia '08

WNBA EXPERIENCE
2 Years

DRAFTED BY
Detroit
18th Overall
2008



OLAYINKA SANNNI

WNBA CAREER

2009 Appeared in 31 games (1 start) and averaged 3.8 points and 1.8 rebounds on 48 percent shooting from the field, in 9.6 minutes per game... Ranked 14th in the WNBA in Offensive Rebounds Per 40 Minutes (3.6)... Scored a season-high 13 points against Washington on 6/10/09... Grabbed a career-high 8 rebounds at Los Angeles on 6/6/09. **2008** Appeared in 31 games (nine starts) and averaged 3.4 points and 2.1 rebounds in 10.5 minutes per game... Averaged 4.2 points and 3.0 rebounds in her nine starts... Started her first game vs. Indiana (5/21) and was 2-2 from the field and from the free-throw line... Picked up her first career steal and block at Indiana (5/31)... Set career highs in points (16), steals (5) and minutes played (33) at Houston (7/24)... Scored her 100th point vs. Phoenix (9/9). **2008 Playoffs** Appeared in all nine playoff games en route to winning the WNBA Championship with the Detroit Shock and averaged 1.8 points and 1.8 rebounds in 7.3 minutes per game... Scored four points and pulled down one rebound in her first career playoff game at Indiana (9/19).

COLLEGE

Selected as a member of the All-Big East First Team in 2007 and 2008 for West Virginia... Finished her career at WVU as the school's single game, single season, and career field goal percentage leader... Ranks seventh all-time in WVU history with 1,602 career points... 15 career double-doubles... Started every game for WVU as a senior, leading the team in total points for the season with 533... Averaged career-highs of points per game (16.2) and rebounds per game (7.1) that season... Selected to the 2006-2007 LMU/Ayres Thanksgiving Classic all-tournament team... In 2005-06, set WVU single season field goal percentage record at 58.3% (162/278).

PERSONAL

Hometown is Chicago Heights, Ill... nickname is "Yinka"... daughter of Olatunji and Olubunmi Sanni... majored in communications.

WNBA REGULAR SEASON CAREER STATISTICS

YEAR	TEAM	G	GS	MIN	FGM	FGA	PCT	3P	3PA	PCT	FTM	FTA	PCT	OR	DR	REB	AS	PF	ST	TO	BLK	PTS
2008	Detroit	31	9	325	41	82	.500	0	1	.000	24	37	.649	26	38	64	6	59	11	40	7	106
2009	Detroit	31	1	298	47	98	.480	0	0	---	25	36	.694	27	30	57	16	56	11	30	5	119
TOTALS		62	10	624	88	180	.489	0	1	.000	49	73	.671	53	68	121	22	115	22	70	12	225


WNBA PLAYOFF STATISTICS

YEAR	TEAM	G	GS	MIN	FGM	FGA	PCT	3P	3PA	PCT	FTM	FTA	PCT	OR	DR	REB	AS	PF	ST	TO	BLK	PTS
2008	Detroit	9	0	66	7	16	.438	0	0	---	2	4	.500	5	11	16	3	11	3	4	0	16
2009	Detroit	3	0	13	5	8	.625	0	0	---	0	0	---	1	2	3	0	3	0	0	3	10
TOTALS		12	0	79	12	24	.500	0	0	---	2	4	.500	6	13	19	3	14	3	4	3	26

WNBA REGULAR SEASON CAREER HIGHS

	TOTAL	OPPONENT	DATE
Pts	16	Houston	July 24, 2008
Rebs	8	Los Angeles	June 6, 2009
Asts	3	Washington	June 10, 2009
Stls	5	@ Houston	July 24, 2008
Blks	2	3 times	
Min	33	@ Houston	July 24, 2008





Christi THOMAS

#32 • FORWARD/CENTER



HEIGHT
6'4"

WEIGHT
198

BIRTH DATE
8/14/82

COLLEGE
Georgia '04

WNBA EXPERIENCE
6 Years

DRAFTED BY
Los Angeles
12th Overall
2004



CHRISTI THOMAS

WNBA CAREER

2009 Appeared in 11 games for the Minnesota Lynx scoring three total points and grabbing 15 rebounds in 6.0 minutes per game... Grabbed a season-high 5 rebounds at Seattle on 6/19/09. **2008** Averaged 1.5 points, 2.0 rebounds and 8.0 minutes in 20 games for Los Angeles. **2007** Appeared in a career-high 34 games, including 19 starts, for Los Angeles... Set career highs with 8.4 points and 5.3 rebounds in 18.8 minutes per outing... Scored a career-high 25 points on 10-of-18 shooting at Washington on June 15, 2007... Grabbed a career-high 13 rebounds against San Antonio on August 14, 2007. **2006** Averaged 6.1 points and 5.3 rebounds in 27 games for Los Angeles... Averaged a career-high 20.0 minutes per contest... Scored a season-high 18 points on 8-for-10 shooting and snatched 6 rebounds vs. Phoenix on 6/13/06. **2006 Playoffs** Averaged 6.0 points, 3.2 rebounds and 1.2 blocked shots in five playoffs games for Los Angeles. **2005** Appeared in 32 games for Los Angeles and averaged 3.8 points, 3.3 rebounds and 16.3 minutes... Shot a career-high 50.0 percent from the field (48-of-96). **2005 Playoffs** Averaged 4.0 points, 1.0 rebounds, 1.0 assists and 1.0 blocked shots in two playoff appearances. **2004** As a rookie, averaged 5.3 points, 3.9 rebounds and 17.6 minutes in 31 games. **2005 Playoffs** In her first playoff action, averaged a playoff career-high 8.0 points and 7.7 rebounds in 33.3 minutes per game.

COLLEGE

AP All-American honorable mention (2004)... All-SEC First Team, coaches (2004)... All-SEC Second Team, media (2002)... All-SEC Second Team, media and coaches (2003)... SEC All-Tournament Team (2004)... All-Midwest Regional Team in NCAA Tournament (2003)... Member of Gold Medal winning 2003 USA World Championship for Young Women... Led the SEC in Blocks Per Game (1.9)... Averaged 20.3 points and 9.3 rebounds in Georgia's three 2003 NCAA Tournament games... Selected to All-Midwest Regional Team during the NCAA Tournament after scoring 13 points and grabbing 12 boards in Georgia's near upset of No. 1 Duke in the Sweet 16... Poured in a career high 31 points against Charlotte in the first round of the NCAA Tournament (2003)... In 2002, lived up to the recruiting hype which surrounded her by winning SEC Freshman of the Year honors and being a unanimous All-SEC Freshman pick by league coaches.

WNBA REGULAR SEASON CAREER STATISTICS

YEAR	TEAM	G	GS	MIN	FGM	FGA	PCT	3P	3PA	PCT	FTM	FTA	PCT	OR	DR	REB	AS	PF	ST	TO	BLK	PTS
2004	Los Angeles	31	8	547	66	143	.462	5	11	.455	28	41	.683	43	77	120	23	80	18	27	14	165
2005	Los Angeles	32	0	520	48	96	.500	4	12	.333	22	32	.688	28	76	104	17	102	11	25	19	122
2006	Los Angeles	27	1	541	65	133	.489	4	20	.200	30	47	.638	43	100	143	26	80	20	42	14	164
2007	Los Angeles	34	19	640	114	237	.481	6	17	.353	53	70	.757	66	113	179	18	119	22	46	9	287
2008	Los Angeles	20	0	159	12	34	.353	1	6	.167	4	8	.500	10	30	40	6	33	2	8	8	29
2009	Minnesota	11	0	66	1	21	.048	0	7	.000	1	2	.500	5	10	15	3	15	3	6	5	3
TOTALS		155	28	2472	306	664	.461	20	73	.274	138	200	.690	195	406	601	93	429	76	154	69	770

WNBA PLAYOFF STATISTICS

YEAR	TEAM	G	GS	MIN	FGM	FGA	PCT	3P	3PA	PCT	FTM	FTA	PCT	OR	DR	REB	AS	PF	ST	TO	BLK	PTS
2004	Los Angeles	3	3	100	12	22	.545	0	1	.000	0	0	---	11	12	23	2	14	1	2	1	24
2005	Los Angeles	2	0	38	3	4	.750	1	1	1.000	1	1	1.000	1	1	2	2	7	0	2	2	8
2006	Los Angeles	5	0	107	12	22	.545	2	3	.667	4	5	.800	1	15	16	4	13	3	1	6	30
TOTALS		10	3	245	27	48	.563	3	5	.600	5	6	.833	13	28	41	8	34	4	5	9	62

WNBA REGULAR SEASON CAREER HIGHS

	TOTAL	OPPONENT	DATE
Pts	25	Washington	June 15, 2007
Rebs	13	San Antonio	August 14, 2007
Asts	3	10 times	
Stls	3	3 times	
Blks	3	Sacramento	July 10, 2008
Min	39	New York	June 3, 2006





Iciss TILLIS

#33 • CENTER/FORWARD



HEIGHT
6'5"


WEIGHT
165

BIRTH DATE
6/6/81

COLLEGE
Duke '04

WNBA EXPERIENCE
2 Years

DRAFTED BY
Detroit
11th Overall
2004



ICISS TILLIS

WNBA CAREER

2007 Began the season in Los Angeles where she appeared in 3 games before signing with Detroit and making 8 appearances . . . Played a total of 34 minutes in those 11 games. **2006** Appeared in 25 games for New York after signing with the Liberty as a free agent on February 14, 2006 . . . Averaged 3.4 points, 2.2 rebounds and 10.2 minutes per outing . . . Twice scored a career-high 12 points. **2005** Was traded by Detroit to the Washington Mystics on April 14, 2005 in exchange for the 13th overall selection in the 2005 WNBA Draft . . . Waived by Washington on May 20, 2005. **2004** Averaged 2.7 points, 1.3 rebounds and 9.3 minutes in 31 games during her rookie season with the Shock . . . Finished the season second on the Shock in field goal percentage (35-of-74, .473) . . . Made the first start of her WNBA career at Connecticut on June 25 . . . Grabbed a career-high seven rebounds vs. Phoenix on September 1 . . . Handed out a career-high five assists vs. New York on September 14. **2004 Playoffs** Scored her lone basket of the postseason in Game One of the Shock's first-round series vs. the New York Liberty.

COLLEGE

Named AP All-America honorable mention and All-ACC First Team in 2004, 2003 and 2002, becoming just the eighth player in ACC history to be named three times . . . Tillis was also named ACC Tournament MVP in 2004 and 2003, becoming only the fourth player to win the honor in consecutive seasons . . . In her senior season, she averaged 12.5 points, 6.7 rebounds, 1.34 blocks and 28.0 minutes while leading her Duke Blue Devils (30-4) to the Elite Eight of the 2004 NCAA Tournament before losing to Minnesota, 82-75 . . . Tillis was a 2003-04 Naismith Finalist for National Player of the Year . . . She averaged 14.5 points and 7.4 rebounds, 2.16 steals and 30.5 minutes in 37 games as a junior . . . Tillis was a member of the 2003 USA Pan American Games Team that captured a silver medal in Santo Domingo, Dominican Republic and was named to the All-ACC Defensive Team in 2002.

PERSONAL

Full name is Iciss Rose Tillis . . . Born in Tulsa, Oklahoma . . . Daughter of Jesse Morris, Jr., and Melanie Hughes-Morris . . . Her father is James "Quick" Tillis, who was the first fighter to go the distance with Mike Tyson, losing a 10-round decision on May 3, 1986 . . . Majored in economics at Duke.

WNBA REGULAR SEASON CAREER STATISTICS

YEAR	TEAM	G	GS	MIN	FGM	FGA	PCT	3P	3PA	PCT	FTM	FTA	PCT	OR	DR	REB	AS	PF	ST	TO	BLK	PTS
2004	Detroit	31	1	287	35	74	.374	6	18	.333	7	12	.583	13	26	39	13	23	9	23	8	83
2006	New York	25	0	256	32	89	.360	6	29	.207	16	22	.727	21	34	55	11	46	10	22	4	86
2007	Los Angeles	3	0	8	0	2	.000	0	0	---	0	0	---	0	1	1	0	3	0	4	0	0
2007	Detroit	8	1	26	2	6	.333	0	2	.000	0	0	---	2	5	7	1	3	0	7	0	4
TOTALS		67	2	578	69	171	.404	12	49	.245	23	34	.676	36	66	102	25	75	19	56	12	173

WNBA PLAYOFF STATISTICS

YEAR	TEAM	G	GS	MIN	FGM	FGA	PCT	3P	3PA	PCT	FTM	FTA	PCT	OR	DR	REB	AS	PF	ST	TO	BLK	PTS
2004	Detroit	3	0	18	1	1	1.000	0	0	---	0	0	---	0	1	1	1	3	0	1	0	2

WNBA REGULAR SEASON CAREER HIGHS

	TOTAL	OPPONENT	DATE
Pts	12	Twice	
Rebs	7	Phoenix	September 1, 2004
Asts	5	New York	September 14, 2004
Stls	2	Twice	
Blks	1	12 times	
Min	26	Sacramento	July 20, 2006





Shavonte ZELLOUS

#1 • GUARD



HEIGHT
5'10"

WEIGHT
155

BIRTH DATE
8/28/86

COLLEGE
Pittsburgh '09

WNBA EXPERIENCE
1 Year

DRAFTED BY
Detroit
11th Overall
2009



SHAVONTE ZELLOUS

WNBA CAREER

2009 Named to the 2009 adidas All-Rookie First Team after playing a major part in the Shock's late run to secure a spot in the playoffs... Ranked second among rookies in points (11.9), was second overall in the league in free throws made (155) and averaged 1.8 assists per game... Zellous scored in double-digits in 21 of the 34 games played... Scored a season and career-high 25 points at Atlanta on 6/26/09 when she connected on 17-of-19 free throws... Grabbed a season-high 7 rebounds twice (6/10/09 vs. Washington and 9/10/09 vs. New York). **2009 Playoffs** Averaged 15.6 points, 5 rebounds, 2.8 assists and 1.2 steals in 29 minutes in five playoff appearances for the Shock... Scored a playoff-high 23 points and added 5 assists and 4 rebounds against Indiana on 9/23/09 in Game One of the Eastern Conference Finals.

COLLEGE

Received All-Big East First Team honors three times during her career at Pittsburgh (2007, 2008, 2009)... Named Big East Most Improved Player in 2007... Selected to the NCAA Spokane Region All-Tournament Team and to the Fifth Third Classic All-Tournament Team in 2008... Named Duck Invitational MVP in 2007... Averaged 22.6 points, 5.7 rebounds, 2.9 assists and 1.1 steals as a senior in 2008-09... Was 1st on the team and 6th in the nation in points per game... Scored her 2,000th career point against Notre Dame (2/3/09) as she became just the third player in Pitt women's history and just the fifth Pitt player to reach the milestone... She is also the 13th player in Big East history to have scored 2,000 points.

PERSONAL

Daughter of Tangela Allen... Has one younger brother... Graduated prior to her senior season with a Bachelor of Science degree in administration of justice and pursued a second degree during her senior season.

WNBA REGULAR SEASON CAREER STATISTICS

YEAR	TEAM	G	GS	MIN	FGM	FGA	PCT	3P	3PA	PCT	FTM	FTA	PCT	OR	DR	REB	AS	PF	ST	TO	BLK	PTS
2009	Detroit	34	4	802	118	297	.397	15	49	.306	155	181	.856	25	81	106	62	111	27	77	17	406

WNBA PLAYOFF STATISTICS

YEAR	TEAM	G	GS	MIN	FGM	FGA	PCT	3P	3PA	PCT	FTM	FTA	PCT	OR	DR	REB	AS	PF	ST	TO	BLK	PTS
2009	Detroit	5	0	145	24	68	.353	7	17	.412	23	27	.852	8	17	25	14	15	6	7	3	78

WNBA REGULAR SEASON CAREER HIGHS

	TOTAL	OPPONENT	DATE
Pts	25	Atlanta	June 26, 2009
Rebs	7	Twice	
Asts	5	3 times	
Stls	3	3 times	
Blks	2	3 times	
Min	37	Chicago	September 12, 2009





Marion Jones

#20 • GUARD

WNBA

Signed with the Shock as a free agent on March 10, 2010. . . Originally drafted by the Phoenix Mercury in the 2003 WNBA Draft (3rd Round, 33rd Overall) but never played for the team . . . Is the only rookie in the WNBA over the age of 30 and is the eighth oldest player in the league in 2010.

COLLEGE CAREER

Despite only playing three years at the University of North Carolina, Jones was named to the Atlantic Coast Conference's 50th Anniversary women's basketball team . . . Jones was the starting point guard as a freshman on the Tar Heels team that won the national championship in 1994. . . She averaged 14.1 points that season and in 1995 became the first Tar Heels sophomore to reach the 1,000-point mark. . . Jones was 9-0 in Atlanta Coast Conference Tournament play as a member of championship teams in 1994, 1994 and 1997. . . She was named to the ACC All-Freshman team in 1994 and to the 1995 NCAA West Regional All-Tournament Team . . . She was an All-ACC pick in 1995 and 1997, and earned ACC Tournament Most Valuable Player and All-America honors from Basketball America in 1997. . . She was also a third-team selection by the Basketball Times and the AP. . . Despite playing just three seasons, she ranks 14th all-time in scoring at UNC with 1,716 career points. She ranks third in career scoring average (16.8), fifth in field goal percentage (53.0), third in steals (334) and eighth in assists (403).

PERSONAL

Jones starred on the basketball court at Thousand Oaks High School and led the team to a California State Basketball Championship in 1992 before being named the California Division I Player of the Year as a senior. . . Jones graduated from North Carolina in 1997 with a degree in Broadcast-Journalism. . . As a member of the USA Track Team, she won gold medals in the 100 Meters and 4x100 Meter Relay in the 1997 World Championships. . . In 1998 she recorded personal

bests of 10.65 in the 100 Meters and 21.62 in the 200 Meters - these marks still stand in the record books. . . After defending her 100 Meter title at the 1999 World Championships, Jones went on to win five (5) medals, three (3) Gold and two (2) Bronze at the 2000 Olympic Games in Sydney, Australia. . . In 2007, she was stripped of those medals because of her admission to using performance-enhancing drugs. . . As a result of her confession, Jones was sentenced, and served 6-months in federal prison for lying to federal investigators. . . She voluntarily returned her five (5) Olympic medals, and publicly apologized to her family, friends and fans all over the world.

COLLEGE CAREER STATISTICS

YEAR	TEAM	G	GS	FGM	FGA	PCT	3P	3PA	PCT	FTM	FTA	PCT	REB	AS	ST	TO	BLK	PTS	AVG
1994	N. Carolina	35	31	198	374	.529	21	75	.280	77	108	.713	145	105	111	114	29	494	14.1
1995	N. Carolina	35	34	241	459	.525	34	114	.298	112	171	.655	174	168	124	112	30	628	17.9
1997	N. Carolina	32	28	231	431	.536	23	86	.267	109	166	.657	150	130	99	99	19	594	18.6
Totals		102	93	670	1264	.530	78	275	.284	298	445	.670	469	403	334	325	78	1716	16.8

Natasha Lacy

#3 • GUARD

COLLEGE CAREER

In three years with TCU and one with Texas El-Paso, Lacy finished with more than 1,300 points, 750 rebounds, 600 assists and 300 steals. . . She was an 2008 AP Honorable-Mention All-American and played a large role in the Texas El-Paso's record-setting 28-4 campaign in 2007-08. . . Lacy finished eighth in the country in steals per game, setting the single-season school record with 108 total steals in the process. . . The 2008 Conference USA Newcomer of the Year was second on the squad in assists (156) and scoring (13.0 ppg), and third in rebounding (5.9 rpg) and total blocks (20) . . . Lacy filled up the stat sheet like very few can, as the 2008 second-team all-league honoree was second in C-USA in steals, fifth in assists, sixth in assist-to-turnover ratio, 10th in defensive rebounding, 12th in scoring and 17th in overall rebounding. . . Lacy transferred to Texas El-Paso following three seasons at TCU. . . She left TCU as one of the more decorated players in school history. . . Lacy ranked among the career leaders in scoring (11th, 945), rebounding (sixth, 579), assists (first, 456) and steals (second, 223). . . She was the only player in TCU history with more than 700 points, 500 rebounds and 400 assists. . . Lacy scored in double figures 48 times with seven 20-plus point performances. . . TCU compiled a 67-29 (.698) overall record and a 32-12 (.727) slate in conference games during her tenure. . . The Lady Frogs also appeared in three NCAA Tournaments and advanced to the second round twice. . . Lacy was a Second-team All-Mountain West selection as junior when she led the team in scoring (417, 14.4 ppg), rebounding (216, 7.4 rpg), assists (112, 3.9 apg) and minutes per game (31.7 mpg). . . She was a Third-team All-Conference USA honoree as a sophomore and TCU's Co-Offensive Player of the Year with Sandora Irvin. . . As a freshman, she was an Conference USA All-Freshman honoree and C-USA All-Tournament Team selection.

PERSONAL

Full name is Natasha Lacy. . . Born in El Paso, Texas. . . Daughter of Austin and Pauline Lacy. . . Has three older siblings, Keota Maryuen, Marcus and Austin. . . Earned three varsity letters at Montwood High School for coach Steve Barrera. . . Named Honorable Mention All-America by Street & Smith's . . . Rated as the ninth-best point guard in the nation and 23rd-best player overall by All-Star Girls Report. . . Played in the Texas Girls Coaches Association All-Star game. . . Averaged a triple-double during her senior season with 25 points, 10 rebounds, 10 assists, four steals and four blocks per game. . . After concluding her stellar collegiate career at UTEP in March 2008, Lacy went on to play professionally in Europe. Most recently she played for Maccabi Ashdod in the top league in Israel.

COLLEGE CAREER STATISTICS

YEAR	TEAM	G	GS	MIN	FGM	FGA	PCT	3P	3PA	PCT	FTM	FTA	PCT	OR	DR	REB	AS	PF	ST	TO	BLK	PTS
2003-04	TCU	32	23	868	80	177	.452	11	42	.262	53	96	.552	35	141	176	165	75	87	121	10	224
2004-05	TCU	32	30	1006	105	307	.342	35	105	.333	59	95	.621	45	142	187	184	82	90	121	9	304
2005-06	TCU	29	27	920	147	355	.414	25	84	.298	98	144	.681	48	168	216	112	66	50	100	21	417
2007-08	UTEP	31	31	1082	161	372	.433	39	127	.307	93	130	.715	20	108	128	171	60	88	99	3	454
TOTALS		124	111	3876	493	1211	.407	110	358	.307	303	465	.652	148	559	707	632	283	315	441	43	1399



HEIGHT
5'10"

WEIGHT
165

BIRTH DATE
7/8/85

COLLEGE
Texas-El Paso '08

WNBA EXPERIENCE
Rookie

DRAFTED BY
Detroit
28th Overall
2008





Amanda THOMPSON

#21 • FORWARD

COLLEGE CAREER

The first-ever draft pick of the Tulsa Shock, Thompson compiled one of the most remarkable all-around careers by a women's basketball player at Oklahoma . . . She became the first player in Sooner history to record 250 assists, 100 blocks and 100 steals in a career and also totaled 1,202 points and 940 rebounds . . . As a senior, Thompson averaged 13.1 points and 10.5 rebounds and was named to the All-Big 12 Championship Team and NCAA Kansas City Region All-Tournament Team as she helped the Sooners advance to back-to-back Final Four appearances . . . An All-Big 12 First Team and Academic All-Big 12 Second Team member, Thompson served as team captain for three seasons . . . Thompson is the only Sooner in history under 6-foot-2 to have 30 or more blocks in a season -- a feat she has achieved three times . . . She ranks third all-time on OU's career blocks charts, behind only Courtney Paris (446) and LaNae Jones (243) . . . Thompson finished her career sixth on the school's all-time rebounding list with 940. . . Named to the All-Big 12 freshman team after averaging 5.7 points, 5.2 rebounds and 1.6 assists in 2006-07.

PERSONAL

Full name is Amanda Clara Thompson . . . Daughter of Wanda Thompson and James Brooks . . . Born in Chicago . . . Cousin to 13-year NBA veteran Bryon Russell . . . Communication major at Oklahomas . . . Four-year varsity starter under head coach Corry (Carter) Irvin at Whitney Young High School . . . Whitney Young went 103-19 record over her career, which included a state runner-up finish as a junior . . . Started every game of her career . . . Averaged 21 points, 12 rebounds and five assists as a senior . . . Competed at 2006 USA U20 World Championship Trials . . . One of only five high school athletes among 38 invited to the 2006 trials . . . 2006 McDonald's All-American and three-time Parade All-American (2004, 2005, 2006).

COLLEGE CAREER STATISTICS

YEAR	TEAM	G	GS	MIN	FGM	FGA	PCT	3P	3PA	PCT	FTM	FTA	PCT	OR	DR	REB	AS	PF	ST	TO	BLK	PTS
2006-07	Oklahoma	33	10	524	78	200	.390	0	0	---	31	55	.564	63	110	173	53	71	19	68	21	187
2007-08	Oklahoma	31	31	818	121	300	.403	3	7	.429	30	36	.833	74	129	203	75	83	51	79	34	275
2008-09	Oklahoma	36	31	786	104	252	.413	7	30	.233	29	41	.707	70	94	164	67	68	44	66	31	244
2009-10	Oklahoma	38	38	1282	199	484	.411	24	79	.304	74	90	.822	141	259	400	97	116	67	103	36	496
TOTALS		138	110	3410	502	1236	.406	34	116	.293	164	222	.739	348	592	940	292	338	181	316	122	1202

HEIGHT

6'1"

WEIGHT

170

BIRTH DATE

11/18/87

COLLEGE

Oklahoma '10

WNBA EXPERIENCE

Rookie

DRAFTED BY

Tulsa
19th Overall
2010

ALPHABETICAL

NO	POS	NAME	HT	WT	DOB	COLLEGE/COUNTRY	YRS
11	C	Chante Black	6-5	188	11/12/85	Duke	1
45	C/F	Kara Braxton	6-6	225	2/18/83	Georgia	5
0	G	Shanna Crossley	5-10	155	9/7/83	Tennessee	3
4	F	Amber Holt	6-0	170	6/7/85	Middle Tennessee State	2
22	G	Alexis Hornbuckle	5-11	155	10/16/85	Tennessee	2
20	G	Marion Jones	5-10	150	10/12/75	North Carolina	R
3	G	Natasha Lacy	5-10	165	7/8/85	Texas-El Paso	R
12	G	Ivory Latta	5-6	143	9/25/84	North Carolina	3
23	F/C	Plenette Pierson	6-2	178	8/31/81	Texas Tech	7
5	G	Scholanda Robinson	5-11	162	1/9/83	Louisiana State	4
24	C	Olayinka Sanni	6-2	205	8/21/86	West Virginia	2
32	F/C	Christi Thomas	6-4	198	8/14/82	Georgia	6
21	F	Amanda Thompson	6-1	170	11/18/87	Oklahoma	R
33	C/F	Iciss Tillis	6-5	165	12/6/81	Duke	3
1	G	Shavonte Zellous	5-10	155	8/28/86	Pittsburgh	1

Head Coach

Nolan Richardson (College - Texas-El Paso)

Assistant Coaches

Wayne Stehlik (College - Nebraska Wesleyan)

Tammy Bagby (College - Langston)

NUMERICAL

NO	POS	NAME	HT	WT	DOB	COLLEGE/COUNTRY	YRS
0	G	Shanna Crossley	5-10	155	9/7/83	Tennessee	3
1	G	Shavonte Zellous	5-10	155	8/28/86	Pittsburgh	1
3	G	Natasha Lacy	5-10	165	7/8/85	Texas-El Paso	R
4	F	Amber Holt	6-0	170	6/7/85	Middle Tennessee State	2
5	G	Scholanda Robinson	5-11	162	1/9/83	Louisiana State	4
11	C	Chante Black	6-5	188	11/12/85	Duke	1
12	G	Ivory Latta	5-6	143	9/25/84	North Carolina	3
20	G	Marion Jones	5-10	150	10/12/75	North Carolina	R
21	F	Amanda Thompson	6-1	170	11/18/87	Oklahoma	R
22	G	Alexis Hornbuckle	5-11	155	10/16/85	Tennessee	2
23	F-C	Plenette Pierson	6-2	178	8/31/81	Texas Tech	7
24	C	Olayinka Sanni	6-2	205	8/21/86	West Virginia	2
32	F-C	Christi Thomas	6-4	198	8/14/82	Georgia	6
33	C-F	Iciss Tillis	6-5	165	12/6/81	Duke	3
45	C-F	Kara Braxton	6-6	225	2/18/83	Georgia	5





HOW THEY WERE ASSEMBLED

WNBA DRAFT

PLAYER	DATE	BACKGROUND
Kara Braxton	April 16, 2005	With the seventh pick in the 2005 WNBA Draft, a 6-6 center from Georgia fell to the Shock. Braxton missed her senior season with the Lady Bulldogs due to pregnancy – she gave birth to a son in January of '05. She was named to the WNBA's All-Rookie Team in 2005.
Alexis Hornbuckle	April 9, 2008	The Shock acquired the fourth pick in the 2008 WNBA Draft in exchange for forward Swin Cash, which they used to select Tennessee guard Alexis Hornbuckle, who was fresh off of winning her second consecutive NCAA National Championship with the Lady Vols.
Scholanda Robinson	Dec. 14, 2009	Picked seventh overall during the Sacramento Monarch's 2009 Dispersal Draft.
Olayinka Sanni	April 9, 2008	The Shock selected Olayinka Sanni with their 18th Pick in the 2008 WNBA Draft which they acquired from Atlanta along with LaToya Thomas in exchange for Ivory Latta.
Amanda Thompson	April 7, 2010	Drafted in the second round (19th overall) in the 2010 WNBA Draft.
Shavonte Zellous	April 24, 2009	This combo guard from The University of Pittsburgh was drafted with the Shock's first draft pick in the 2009 draft.

FREE AGENT ACQUISITIONS

PLAYER	DATE	BACKGROUND
Marion Jones	March 10, 2010	Signed as a free agent.
Natasha Lacy	April 22, 2010	Signed as a free agent.
Ivory Latta	April 22, 2010	Signed as a free agent.
Christi Thomas	April 28, 2010	Signed as a free agent.
Iciss Tillis	April 22, 2010	Signed as a free agent.

TRADES

PLAYER	DATE	BACKGROUND
Chante Black	April 7, 2010	Acquired in a 2010 Draft day deal where the Shock sent the seventh overall pick in 2010 and a second round pick in 2011 to the Connecticut Sun.
Shanna Crossley	April 14, 2010	Acquired from the San Antonio Silver Stars in exchange for Crystal Kelly.
Amber Holt	April 7, 2010	Acquired in a 2010 Draft day deal where the Shock sent the seventh overall pick in 2010 and a second round pick in 2011 to the Connecticut Sun.
Plenette Pierson	June 29, 2005	The Shock sent its second round pick in the 2006 WNBA Draft and Andrea Stinson to the Mercury in exchange



2009 SEASON REVIEW



2009 SHOCK FINAL STATS

2009 REGULAR SEASON (18-16)

PLAYER	G	GS	MIN	FGM	FGA	PCT	3P	3PA	PCT	FTM	FTA	PCT	OR	DR	REB	AST	PF	DQ	ST	TO	BLK	PTS	AVG
Nolan	33	33	1113	214	525	.408	40	123	.325	91	116	.784	36	105	141	116	91	1	44	73	10	559	16.9
Smith	27	27	894	128	294	.435	57	132	.432	56	61	.918	13	50	63	76	69	2	21	62	2	369	13.7
Zellous	34	4	802	118	297	.397	15	49	.306	155	181	.856	25	81	106	62	111	3	27	77	17	406	11.9
McWilliams	34	34	1032	139	283	.491	3	15	.200	51	68	.750	65	160	225	98	86	0	33	66	16	332	9.8
Braxton	28	2	504	106	201	.527	0	0	---	40	62	.645	66	101	167	41	79	0	19	51	18	252	9.0
Ford	29	29	755	97	227	.427	0	3	.000	55	100	.550	71	144	215	25	105	1	28	49	13	249	8.6
Baker	1	0	11	2	3	.667	0	0	---	3	3	1.000	1	0	1	1	1	0	1	1	0	7	7.0
Hornbuckle	32	21	850	81	213	.380	25	64	.391	26	48	.542	46	112	158	86	93	2	42	69	9	213	6.7
Teasley (TOT)	21	17	456	27	69	.391	17	47	.362	10	12	.833	3	28	31	59	44	0	15	28	5	81	3.9
Teasley (DET)	11	7	222	15	39	.385	10	30	.333	2	2	1.000	1	13	14	24	16	0	6	16	4	42	3.8
Sanni	31	1	298	47	98	.480	0	0	---	25	36	.694	27	30	57	16	56	0	11	30	5	119	3.8
Kelly (TOT)	34	4	367	33	79	.418	0	1	.000	63	75	.840	26	27	53	12	56	0	11	33	3	129	3.8
Kelly (DET)	11	0	84	8	22	.364	0	0	---	15	18	.833	6	8	14	4	16	0	4	11	1	31	2.8
Haynie	20	2	161	17	40	.425	3	13	.231	7	9	.778	5	20	25	11	14	0	14	10	0	44	2.2
Davis-Gain	1	0	4	1	5	.200	0	3	.000	0	1	.000	2	0	2	0	0	0	0	0	0	2	2.0
DeForge	7	7	113	5	18	.278	0	4	.000	0	0	---	6	14	20	10	7	0	4	7	0	10	1.4
Farris	13	3	110	2	9	.222	0	0	---	13	16	.813	3	15	18	5	17	0	5	9	0	17	1.3
Miller	1	0	8	0	1	.000	0	0	---	0	0	---	0	0	0	0	1	0	1	0	0	0	0.0
Pierson	1	0	5	0	2	.000	0	0	---	0	0	---	0	0	0	0	2	0	1	0	1	0	0.0
Schumacher	1	0	10	0	0	---	0	0	---	0	0	---	0	0	0	0	2	0	0	0	1	0	0.0
SHOCK	34	-	6975	980	2277	.430	153	436	.351	539	721	.748	373	853	1226	575	766	9	261	546	97	2652	78.0
OPPONENTS	34	-	6975	902	2201	.410	208	611	.340	632	813	.777	320	781	1101	524	716	7	279	531	110	2644	77.8

PLAYER	SINGLE-GAME HIGHS						AVERAGE GAME CAREER HIGHS								(C=SET, T=TIED THIS SEASON)											
	MIN	REB	AST	ST	TO	BLK	PTS	MIN	REB	AST	ST	TO	BLK	PTS	FG	FGA	FT	FTA	REB	AST	PTS					
Nolan	45	14	9	4	5	2	34	33.7	4.3	3.5	1.33	2.2	0.30	16.9	16	30C	13	16	14C	11	44					
Smith	40	7	5	2	6	1	31	33.1	2.3	2.8	0.78	2.3	0.07	13.7	13	23	18	19	11	10	46					
Zellous	37	7	5	3	5	2	25	23.6	3.1	1.8	0.79	2.3	0.50	11.9	8C	20C	17C	19C	7C	5C	25C					
McWilliams	42	13	6	3	6	2	21	30.4	6.6	2.9	0.97	1.9	0.47	9.8	12	23	11	14	17	7	31					
Braxton	31	13	4	3	5	4	25	18.0	6.0	1.5	0.68	1.8	0.64	9.0	12C	18	8	11	13C	4T	26					
Ford	35	12	4	3	4	2	22	26.0	7.4	0.9	0.97	1.7	0.45	8.6	10T	19	12	14	22	5	24					
Baker	11	1	1	1	1	0	7	11.0	1.0	1.0	1.00	1.0	0.00	7.0	7	15	7	8	7	8	18					
Hornbuckle	40	12	7	3	5	2	14	26.6	4.9	2.7	1.31	2.2	0.28	6.7	6C	12	6	10	15	7C	14C					
Teasley (TOT)	41	6	11	3	4	2	12	21.7	1.5	2.8	0.71	1.3	0.24	3.9	8	20	10	10	11	13	26					
Teasley (DET)	36	3	5	3	4	2	8	20.2	1.3	2.2	0.55	1.5	0.36	3.8												
Sanni	28	8	3	2	4	2	13	9.6	1.8	0.5	0.35	1.0	0.16	3.8	8	13	5C	7C	8C	3C	16					
Kelly (TOT)	22	8	2	2	4	1	12	10.8	1.6	0.4	0.32	1.0	0.09	3.8	5	9	12	14	8C	3	18					
Kelly (DET)	18	8	2	1	4	1	9	7.6	1.3	0.4	0.36	1.0	0.09	2.8												
Haynie	22	4	3	4	2	0	8	8.1	1.3	0.6	0.70	0.5	0.00	2.2	5	11	7	7	7	11	14					
Davis-Gain	4	2	0	0	0	0	2	4.0	2.0	0.0	0.00	0.0	0.00	2.0	1C	5C	0C	1C	2C	0C	2C					
DeForge	38	8	2	2	2	0	6	16.1	2.9	1.4	0.57	1.0	0.00	1.4	11	25	8	10	9	9	31					
Farris	24	5	2	2	3	0	4	8.5	1.4	0.4	0.38	0.7	0.00	1.3	8	13	8	10	12	5	20					
Miller	8	0	0	1	0	0	0	8.0	0.0	0.0	1.00	0.0	0.00	0.0	0C	1C	0C	0C	0C	0C	0C					
Pierson	5	0	0	1	0	1	0	5.0	0.0	0.0	1.00	0.0	1.00	0.0	11	20	13	19	14	5	26					
Schumacher	10	0	0	0	0	1	0	10.0	0.0	0.0	0.00	0.0	1.00	0.0	8	18	11	12	12	3	22					
SHOCK	225	49	25	13	24	6	101	205.1	36.1	16.9	7.68	16.1	2.85	78.0	42C	94	40	54	55	28	111					
OPPONENTS	225	50	23	14	23	7	100	205.1	32.4	15.4	8.21	15.6	3.24	77.8	40	87	35	47	54	31	108					

2009 PLAYOFFS (3-2)

PLAYER	G	GS	MIN	FGM	FGA	PCT	3P	3PA	PCT	FTM	FTA	PCT	OR	DR	REB	AST	PF	DQ	ST	TO	BLK	PTS	AVG
Nolan	5	5	190	39	98	.398	9	28	.321	21	23	.913	5	3	8	16	18	0	9	18	2	108	21.6
Zellous	5	0	145	24	68	.353	7	17	.412	23	27	.852	8	17	25	14	15	0	6	7	3	78	15.6
Hornbuckle	5	5	177	22	45	.489	3	9	.333	6	6	1.000	8	22	30	20	19	1	9	16	3	53	10.6
Braxton	5	0	96	20	37	.541	0	0	---	8	14	.571	12	22	34	7	10	0	4	12	7	48	9.6
Ford	5	5	148	13	29	.448	0	0	---	13	16	.813	17	33	50	6	23	0	7	18	1	39	7.8
McWilliams	5	5	134	18	28	.643	1	1	1.000	1	2	.500	6	16	22	9	18	0	5	13	2	38	7.6
Teasley	5	5	83	8	18	.444	4	10	.400	4	6	.667	0	1	1	9	16	0	1	9	1	24	4.8
Sanni	3	0	13	5	8	.625	0	0	---	0	---	1	2	3	0	3	0	0	0	3	10	3.3	
Kelly	3	0	15	0	0	---	0	0	---	4	4	1.000	0	2	2	2	2	0	0	0	0	4	1.3
TEAM	5	-	1000	149	331	.450	24	65	.369	80	98	.816	57	118	175	83	124	1	41	95	22	402	80.4
OPPONENTS	5	-	1000	127	310	.410	27	77	.351	94	130	.723	44	105	149	78	99	0	49	95	15	375	75.0



2009 SHOCK GAME-BY-GAME RESULTS

2009 REGULAR SEASON (18-16)

Date	Opponent	W/L	Team/Opp	Home	Road	Total	High Scoring	High Rebounds	High Assists	Opponent Scoring	Attendance
Jun 6	Los Angeles	L	58-78	0-0	0-1	0-1	Nolan-15	Sanni-8	McWilliams-4	Thompson-18	13,154
Jun 8	LOS ANGELES	W	81-52	1-0	0-1	1-1	Nolan-27	McWilliams-7	Haynie-3	Thompson-14	13,915
								Hornbuckle-7	Hornbuckle-3		
								Smith-3	Nolan-6	Beard-15	7,329
Jun 10	WASHINGTON	L	69-75	1-1	0-1	1-2	McWilliams-14	Zellous-7			
							Smith-14	Sanni-7			
Jun 19	INDIANA	L	54-66	1-2	0-1	1-3	Nolan-13	Hornbuckle-10	Hornbuckle-2	Catchings-15	7,725
							McWilliams-10	Nolan-2			
								Smith-2			
Jun 21	Indiana	L	70-82	1-2	0-2	1-4	Nolan-16	Nolan-8	Nolan-6	Douglas-23	7,610
Jun 26	Atlanta	L	86-96	1-2	0-3	1-5	Zellous-25	McWilliams-9	Nolan-2	Holdsclaw-28	5,935
									McWilliams-2		
Jun 28	SACRAMENTO	W	86-72	2-2	0-3	2-5	Zellous-18	Ford-8	McWilliams-3	Brunson-16	7,277
									Smith-3		
Jul 2	New York	L	64-80	2-2	0-4	2-6	Ford-13	Hornbuckle-10	Smith-5	Christon-25	8,018
								Ford-10			
Jul 5	CONNECTICUT	L	92-95*	2-3	0-4	2-7	Smith-28	Hornbuckle-12	McWilliams-5	Gruda-23	6,981
Jul 11	Connecticut	W	79-77*	2-3	1-4	3-7	Smith-25	Braxton-13	Smith-3	Jones-23	6,342
Jul 15	Seattle	W	66-63	2-3	2-4	4-7	Smith-19	Ford-8	Nolan-7	Little-12	6,821
Jul 18	Phoenix	L	90-97*	2-3	2-5	4-8	Smith-21	McWilliams-12	Smith-5	Pondexter-26	8,288
Jul 19	Sacramento	W	69-65	2-3	3-5	5-8	McWilliams-21	McWilliams-12	Tied with-3	Powell-12	7,538
Jul 22	ATLANTA	L	95-98*	2-4	3-5	5-9	Braxton-25	Braxton-12	Nolan-9	Latta-22	14,439
Jul 31	MINNESOTA	W	91-83	3-4	3-5	6-9	Nolan-22	Ford-9	Nolan-6	Houston-14	9,314
									McCants-14		
Aug 2	CONNECTICUT	L	65-83	3-5	3-5	6-10	Nolan-20	Ford-9	Nolan-4	Whalen-22	7,814
Aug 4	NEW YORK	W	76-64	4-5	3-5	7-10	Nolan-26	Nolan-14	Nolan-4	Christon-14	7,014
									McWilliams-4		
								Smith-4			
Aug 7	Washington	L	66-70	4-5	3-6	7-11	Braxton-14	McWilliams-7	Nolan-6	Beard-15	10,637
Aug 9	CHICAGO	W	64-58	5-5	3-6	8-11	Zellous-19	McWilliams-12	Smith-4	Dupree-16	6,893
Aug 11	Washington	W	81-77	5-5	4-6	9-11	Nolan-23	McWilliams-13	McWilliams-4	Beard-17	10,398
									Zellous-4		
Aug 13	Atlanta	L	75-80	5-5	4-7	9-12	Nolan-20	McWilliams-10	McWilliams-5	Castro Marques-16	5,641
Aug 15	Indiana	L	59-82	5-5	4-8	9-13	Zellous-16	Braxton-10	McWilliams-3	Douglas-19	9,963
									Zellous-3		
Aug 18	SEATTLE	L	75-79	5-6	4-8	9-14	Nolan-29	McWilliams-8	Smith-5	Jackson-36	7,392
Aug 22	Chicago	W	76-67	5-6	5-8	10-14	Smith-17	Ford-9	Tied with-4	Dupree-20	5,167
Aug 23	SAN ANTONIO	W	99-84	6-6	5-8	11-14	Smith-31	McWilliams-7	Hornbuckle-7	Young-19	7,130
									Nolan-7		
Aug 25	Connecticut	W	90-70	6-6	6-8	12-14	Smith-19	Kelly-8	Zellous-5	Gruda-19	6,811
Aug 27	ATLANTA	W	87-83	7-6	6-8	13-14	Nolan-29	Ford-12	Hornbuckle-5	Castro Marques-19	5,695
Aug 29	San Antonio	L	88-100*	7-6	6-9	13-15	Nolan-34	Braxton-7	Teasley-5	Hammon-32	7,735
Sep 1	PHOENIX	W	101-99	8-6	6-9	14-15	Ford-22	Ford-11	Zellous-5	Pondexter-25	5,239
									Teasley-5		
Sep 4	INDIANA	W	70-63*	9-6	6-9	15-15	Nolan-22	Ford-12	Nolan-4	Catchings-14	7,230
Sep 6	CHICAGO	W	84-75	10-6	6-9	16-15	Nolan-19	Nolan-8	Braxton-4	Dupree-18	6,619
									Hornbuckle-4	Ely-18	
									Nolan-4		
Sep 9	Minnesota	L	72-75	10-6	6-10	16-16	Ford-16	Ford-12	Ford-4	McCants-12	7,423
									Zellous-4	Montgomery-12	
									Teasley-4	Montanana-12	
Sep 10	NEW YORK	W	94-87*	11-6	6-10	17-16	Nolan-34	Braxton-8	Hornbuckle-5	Carson-28	8,178
								McWilliams-8	Zellous-5		
Sep 12	Chicago	W	80-69	11-6	7-10	18-16	Zellous-20	McWilliams-10	Nolan-4	Dupree-27	5,334
									Zellous-4		

2009 PLAYOFFS (3-2)

Date	Opponent	W/L	Team/Opp	Home	Road	Total	High Scoring	High Rebounds	High Assists	Opponent Scoring	Attendance
Sep 16	ATLANTA	W	94-89	1-0	0-0	1-0	Nolan-25	Ford-10	Hornbuckle-5	Castro Marques-25	6,122
Sep 18	@Atlanta	W	94-79	1-0	1-0	2-0	Nolan-22	Braxton-8	Braxton-5	Latta-21	4,780
								Hornbuckle-8	Nolan-5		
Sep 23	INDIANA	W	72-56	2-0	1-0	3-0	Zellous-23	Ford-9	Zellous-5	Douglas-16	7,214
								Braxton-9			
Sep 25	@Indiana	L	75-79	2-0	1-1	3-1	Nolan-23	Ford-13	Hornbuckle-3	Catchings-22	9,210
									Nolan-3		
									Zellous-3		
Sep 26	@Indiana	L	67-72	2-0	1-2	3-2	Nolan-16	Ford-11	McWilliams-4	Sutton-Brown-17	18,165
									Hornbuckle-4		
									Nolan-4		

* Overtime

2009 HIGHS & LOWS

SHOCK INDIVIDUAL HIGHS

CATEGORY	TOTAL
Most Points	34
Most Field Goals Made	12
Most Free Throws Made	17
Most Rebounds	14
Most Offensive Rebounds	8
Most Defensive Rebounds	12
Most Assists	9
Most Steals	4
Most Turnovers	6
Most Blocks	4
Most Minutes	45

SHOCK TEAM HIGHS

CATEGORY	TOTAL
Most Points	101
Most Field Goals Made	42
Most Free Throws Made	33
Most Rebounds	49
Most Offensive Rebounds	21
Most Defensive Rebounds	47
Most Assists	25
Most Steals	13
Most Turnovers	24
Most Blocks	6

SHOCK TEAM LOWS

CATEGORY	TOTAL
Fewest Points	54
Fewest Field Goals Made	18
Fewest Free Throws Made	5
Fewest Rebounds	26
Fewest Offensive Rebounds	4
Fewest Defensive Rebounds	15
Fewest Assists	9
Fewest Steals	1
Fewest Turnovers	8
Fewest Blocks	0

OPPONENT TEAM HIGHS

CATEGORY	TOTAL
Most Points	100
Most Field Goals Made	37
Most Free Throws Made	34
Most Rebounds	50
Most Offensive Rebounds	19
Most Defensive Rebounds	31
Most Assists	23
Most Steals	14
Most Turnovers	23
Most Blocks	7

OPPONENT TEAM LOWS

CATEGORY	TOTAL
Fewest Points	52
Fewest Field Goals Made	17
Fewest Free Throws Made	7
Fewest Rebounds	22
Fewest Offensive Rebounds	4
Fewest Defensive Rebounds	13
Fewest Assists	7
Fewest Steals	2
Fewest Turnovers	5
Fewest Blocks	0

DATE/OPPONENT

Deanna Nolan, Twice, Most Recently: vs. New York, 9/10/09
Deanna Nolan, Twice, Most Recently: at San Antonio, 8/29/09
Katie Smith, vs. Connecticut, 7/5/09
Kara Braxton, vs. Atlanta, 7/22/09
Shavonte Zellous, at Atlanta, 6/26/09
Deanna Nolan, vs. New York, 8/4/09
Kara Braxton, vs. Chicago 8/9/09
Kara Braxton, at Connecticut, 7/11/09
Deanna Nolan, vs. Atlanta, 7/22/09
Deanna Nolan, Twice, Most Recently: vs. Indiana, 9/4/09
Kristin Haynie, Twice, Most Recently: vs. Sacramento, 6/28/09
Taj McWilliams, at Atlanta, 8/13/09
Kara Braxton, vs. New York, 8/4/09
Deanna Nolan, vs. Indiana, 9/4/09

DATE/OPPONENT

vs. Phoenix, 9/1/09
vs. Phoenix, 9/1/09
at Atlanta, 6/26/09
Twice, Most Recently: at Phoenix, 7/18/09
vs. Chicago, 9/9/09
at Connecticut, 7/11/09
Twice, Most Recently: vs. New York, 9/10/09
vs. Sacramento, 6/28/09
at Indiana, 8/15/09
Three times, Most Recently: at Chicago, 8/22/09

DATE/OPPONENT

vs. Indiana, 6/19/09
vs. Indiana, 6/19/09
at Indiana, 6/21/09
vs. Seattle, 8/18/09
vs. Seattle, 8/18/09
at Sacramento, 7/19/09
at Atlanta, 6/26/09
vs. Connecticut, 8/2/09
Twice, Most Recently: vs. Minnesota, 7/31/09
4 times, Most Recently: at Atlanta, 8/13/09

DATE/OPPONENT

at San Antonio, 8/29/09
at Atlanta, 6/26/09
vs. Atlanta, 7/22/09
vs. Indiana, 9/4/09
vs. Indiana, 9/4/09
Twice, Most Recently: vs. Indiana, 9/4/09
Twice, Most Recently: at San Antonio, 8/29/09
Three times, Most Recently: vs. New York, 9/10/09
vs. Atlanta, 8/27/09
Three times, Most Recently: vs. Chicago, 8/9/09

DATE/OPPONENT

vs. Los Angeles, 6/8/09
Three times, Most Recently: vs. Chicago, 8/9/09
at Los Angeles, 6/6/09
Three times, Most Recently: vs. New York, 9/10/09
at Sacramento, 7/19/09
Twice, Most Recently: at Seattle, 7/15/09
vs. New York, 8/4/09
vs. Minnesota, 7/31/09
vs. Connecticut, 8/2/09
vs. San Antonio, 8/23/09





MISCELLANEOUS STATS

	RECORD	HOME	ROAD	OT
Overall	18-16	11-6	7-10	3-4
EASTERN	11-11	6-5	5-6	3-2
WESTERN	7-5	5-1	2-4	0-2

TEAM WINNING & LOSING STREAKS

	OVERALL	HOME	ROAD
	Win - 2	Win - 6	Win - 1
Long:	Win - 4	Win - 6	Win - 2
	Loss- 4	Loss- 2	Loss- 4
Last:	Win -09/12 @ CHI 80-69	Win -09/10 vsNY 94-87	Win -09/12 @ CHI 80-69
	Loss-09/09 @ MIN 72-75	Loss-08/18 vsSEA 75-79	Loss-09/09 @ MIN 72-75

MONTHLY

	W	L
MAY	0	0
JUNE	2	5
JULY	4	4
AUGUST	7	6
SEPT	5	1

OFFENSE

70+	15	9
70<	3	7

DEFENSE

70+	10	15
70<	8	1

VS. OPPONENT

.500+	11	10
.500<	7	5

HOME ATTENDANCE

GAMES	17
TOTAL	136,184
AVERAGE	8,011
HIGH	14,439

MARGINS

	1	2	3	4	5	6	7	8	9	10	11	12	13	14	15	16	17	18	19	20	21	22	23
Won By:		2	1	3		1	2	1	2		1	1		1	1					1			
Lost By:				3	2	1	1	1		1		3				1		1		1			1
Won By:	24	25	26	27	28	29	30	31	32	33	34	35	36	37	38	39	40	41	42	43	44	45	46+
Lost By:							1																

AS OF START

	OVERALL	HOME	ROAD	FG%	OVERALL	HOME	ROAD
2nd Qrt	Ahead: 13-8	9-2	4-6	-44%	8-12	4-2	4-10
	Behind: 4-7	1-4	3-3	45-49%	3-4	2-4	1-0
	Tied: 1-1	1-0	0-1	50-54%	5-0	4-0	1-0
3rd Qrt	Ahead: 13-6	10-2	3-4	55-59%	2-0	1-0	1-0
	Behind: 4-10	1-4	3-6	+60%	0-0	0-0	0-0
	Tied: 1-0	0-0	1-0				
4th Qrt	Ahead: 12-4	8-2	4-2				
	Behind: 5-12	3-4	2-8				
	Tied: 1-0	0-0	1-0				



SHOCK HISTORY



A Championship Tradition Comes To Tulsa...

On October 20, 2009, it was officially announced that the Detroit Shock would be moving to Tulsa for the 2010 WNBA season, and with the team came a historic winning tradition. Three WNBA championships (2003, 2006 and 2008), four conference championships and seven consecutive playoff appearances accompany the team for its inaugural season in Tulsa.

Five players from last year's Shock team made the trip to Tulsa: Plenette Pierson, Olayinka Sanni, Kara Braxton, Alexis Hornbuckle and Shavonte Zellous. Pierson, a former sixth woman of the year in Detroit and a seven year veteran, played on two Shock championship teams (2006 and 2008) and has become the natural leader of the newly assembled Shock team in Tulsa.

Pierson's front court mate from Detroit, Kara Braxton, is looking to improve upon a career season in 2009 in Detroit. Along with Sanni, the three front court work horses are joined about the young and dynamic duo of Hornbuckle and Zellous who are looking to make the jump into the WNBA elite this year.

With much of the other components of the roster overturned, a new team will take the floor in 2010, but the championship aspirations will remain as the team embarks on a new journey with a new identity but with the same expectation – winning.



Year-By-Year Results

YEAR	REGULAR SEASON	PLAYOFFS
1998	17-13	Did Not Qualify
1999	15-17	Lost in First Round to Charlotte
2000	14-18	Did Not Qualify
2001	10-22	Did Not Qualify
2002	9-23	Did Not Qualify
2003	25-9	WNBA Champions (defeated Los Angeles)
2004	17-17	Lost in First Round to New York
2005	16-18	Lost in First Round to Connecticut
2006	23-11	WNBA Champions (defeated Sacramento)
2007	24-10	Lost in WNBA Finals to Phoenix
2008	22-12	WNBA Champions (defeated San Antonio)
2009	18-16	Lost in Eastern Conference Finals to Indiana





2008 SEASON IN REVIEW

2008 SHOCK CUMULATIVE STATS

PLAYER	G	GS	MIN	FGM	FGA	PCT	3P	3PA	PCT	FTM	FTA	PCT	OR	DR	REB	AST	PF	DQ	ST	TO	BLK	PTS	AVG
Nolan	34	34	1144	216	465	.465	43	115	.374	63	73	.863	26	107	133	150	68	1	42	73	10	538	15.8
K. Smith	34	34	1152	157	410	.383	76	211	.360	110	124	.887	10	84	94	137	70	0	32	80	3	500	14.7
McWilliams-Frank	33	33	1048	174	344	.506	8	26	.308	66	85	.776	76	162	238	54	80	0	47	84	30	422	12.8
McWilliams-Frank	7	7	185	27	64	.422	1	1	1.000	20	22	.909	17	30	47	13	18	0	3	9	5	75	10.7
Pierson	28	0	649	122	267	.457	0	2	.000	88	117	.752	64	72	136	63	99	1	24	48	34	332	11.9
Ford	24	24	637	89	185	.481	0	0	---	65	116	.560	74	134	208	22	70	0	24	23	9	243	10.1
Braxton	33	10	590	107	258	.415	0	2	.000	81	109	.743	48	120	168	27	84	1	14	54	24	295	8.9
Humphrey	22	16	297	62	124	.500	15	39	.385	21	22	.955	25	38	63	22	59	2	13	24	6	160	7.3
Hornbuckle	34	0	747	63	178	.354	16	45	.356	42	66	.636	53	85	138	71	97	1	79	49	10	184	5.4
Lovelace (TOT)	22	9	302	38	96	.396	12	29	.414	13	19	.684	21	40	61	16	40	2	18	22	10	101	4.6
Lovelace (DET)	7	2	44	2	7	.286	2	5	.400	4	6	.667	1	6	7	1	6	0	1	4	0	10	1.4
Powell	16	16	313	24	49	.490	1	2	.500	9	12	.750	18	32	50	35	21	0	6	18	1	58	3.6
Sanni	31	9	325	41	82	.500	0	1	.000	24	37	.649	26	38	64	6	59	0	11	40	7	106	3.4
Sam	32	15	478	34	110	.309	6	21	.286	18	26	.692	29	62	91	38	36	0	19	31	3	92	2.9
Murphy	13	3	122	12	40	.300	5	19	.263	4	6	.667	8	13	21	7	16	0	6	9	2	33	2.5
Shields (TOT)	10	0	55	8	29	.276	3	11	.273	5	8	.625	0	3	3	3	6	0	2	7	0	24	2.4
Shields (DET)	7	0	44	8	22	.364	3	9	.333	3	4	.750	0	3	3	2	3	0	1	6	0	22	3.1
Schumacher	7	0	89	6	16	.375	0	2	.000	2	2	1.000	4	16	20	5	13	0	2	8	3	14	2.0
Thomas	7	0	40	4	15	.267	0	2	.000	0	0	---	2	3	5	1	3	0	1	2	1	8	1.1
Givens	3	0	10	0	2	.000	0	0	---	2	2	1.000	0	0	0	2	2	0	0	2	0	2	0.7
Lieberman	1	0	9	0	1	.000	0	0	---	0	0	---	0	0	0	2	0	0	0	2	0	0	0.0
W. Smith	1	0	0	0	0	---	0	0	---	0	0	---	0	0	0	0	0	0	0	0	0	0	0.0
SHOCK	34		6875	974	2295	.424	168	476	.353	556	744	.747	405	843	1248	604	724	6	278	496	118	2672	78.6
OPPONENTS	34		6875	872	2151	.405	215	616	.349	563	740	.761	324	761	1085	520	762	8	229	572	119	2522	74.2

2008 GAME-BY-GAME RESULTS

DATE	OPPONENT	W/L	TEAM/OPP	HOME	ROAD	TOTAL	HIGH SCORING	HIGH REBOUNDS	HIGH ASSISTS	HIGH SCORING	ATTENDANCE
May 17	HOUSTON	W	85-66	1-0	0-0	1-0	Smith 21	Ford 11	Ford 4	Thompson 17	13,824*
May 18	@ Minnesota	L	70-84	1-0	0-1	1-1	Smith 17	Ford 9	Nolan 6	Houston 21	9,972
May 21	INDIANA	W	76-71	2-0	0-1	2-1	Braxton 22	Ford 10	Nolan 8	Douglas 26	6,842
May 23	@ Atlanta	W	88-76	2-0	1-1	3-1	Nolan 33	Ford 13	Nolan 8	Lennox 21	10,185
May 25	NEW YORK	W	72-62	3-0	1-1	4-1	Pierson 25	Powell/Braxton 7	Nolan 7	Jackson/Willis 12	8,068
May 31	@ Indiana	W	74-65	3-0	2-1	5-1	Smith 19	Ford/Pierson 8	Powell/Nolan 3	White 14	9,219
Jun 4	SEATTLE	W	77-67	4-0	2-1	6-1	Smith 33	Ford 11	Nolan 8	Jackson 27	8,108
Jun 6	@ Sacramento	W	84-70	4-0	3-1	7-1	Smith 30	Three tied 6	Nolan 8	Powell 17	6,663
Jun 7	@ Seattle	L	67-75	4-0	3-2	7-2	Smith 18	Pierson 10	Hornbuckle/Pierson 3	Jackson 24	7,105
Jun 11	@ Los Angeles	L	73-80	4-0	3-3	7-3	Smith 16	Smith/Pierson 7	Smith 4	Leslie 17	8,520
Jun 14	@ Phoenix	W	89-79	4-0	4-3	8-3	Humphrey 28	Hornbuckle 15	Nolan 8	Pondexter 28	7,696
Jun 20	MINNESOTA	W	98-93	5-0	4-3	9-3	Nolan 44	Ford 14	Pierson 4	Augustus 26	8,916
Jun 22	@ Atlanta	W	97-76	5-0	5-3	10-3	Ford 20	Ford 12	Nolan 7	Latta 26	7,865
Jun 24	@ Connecticut	L	68-85	5-0	5-4	10-4	Nolan 17	Ford 11	Smith 4	Jones 20	7,501
Jun 26	CONNECTICUT	W	70-61	6-0	5-4	11-4	Nolan 13	Ford 9	Smith 5	Jones 14	8,636
Jun 28	@ Chicago	L	59-76	6-0	5-5	11-5	Murphy 13	Ford 8	Sam/Hornbuckle 4	Dupree 18	3,407
Jun 29	ATLANTA	W	100-92	7-0	5-5	12-5	Braxton 26	Braxton 9	Nolan 11	Young 26	8,798
Jul 1	@ San Antonio	W	79-72	7-0	6-5	12-6	Smith 17	Ford/Sam 8	Smith 9	Young 27	5,656
Jul 8	CONNECTICUT	W	88-82	8-0	6-5	13-6	Pierson 23	Braxton 8	Nolan 8	Jones 21	7,623
Jul 11	WASHINGTON	W	79-66	9-0	6-5	14-6	Smith 23	Ford/Braxton 7	Nolan 4	Miller 15	8,596
Jul 12	@ New York	L	64-74	9-0	6-6	14-7	Smith/Pierson 13	Ford 12	Nolan 4	Christon 19	8,661
Jul 16	CHICAGO	W	66-63	10-0	6-6	15-7	Ford 14	Pierson 8	Nolan & Smith 4	Perkins 26	15,210*
Jul 18	@ Washington	W	99-62	10-0	7-6	16-7	Nolan 26	Braxton/Hornbuckle 6	Sam 8	McWilliams-Franklin 13	6,834
Jul 20	SACRAMENTO	L	85-88	10-1	7-6	16-8	Nolan 27	Ford 10	Smith 6	Brunson 18	9,138
Jul 22	LOS ANGELES	L	81-84	10-2	7-6	16-9	Smith 20	Ford 9	Smith/Hornbuckle 5	Parker 21	12,930*
Jul 24	@ Houston	L	61-79	10-2	7-7	16-10	Nolan 23	Nolan & Sam 9	Nolan 4	Hodges 18	7,261
Jul 27	SAN ANTONIO	L	64-76	10-3	7-7	16-11	Nolan 25	Braxton 9	Smith 6	Hammon 23	9,537
Aug 29	NEW YORK	W	83-69	11-3	7-7	17-11	Nolan 26	Two tied 7	Smith 6	McCarville 21	11,516*
Aug 31	@ Chicago	L	81-82	11-3	7-8	17-12	Smith 23	McWilliams-Franklin 11	Nolan 6	Dupree 24	4,197
Sept 5	INDIANA	W	90-68	12-3	7-8	18-12	Pierson 20	Pierson 6	Two tied 4	Catchings 20	9,287
Sept. 6	@ Washington	W	84-69	12-3	8-8	19-12	McWilliams-Franklin 21	Nolan 10	Smith 8	Currie 15	9,976
Sept. 9	PHOENIX	W	89-78	13-3	8-8	20-12	Nolan 18	Three tied-8	Smith & Pierson 5	Pondexter 23	7,495
Sept. 11	WASHINGTON	W	78-66	14-3	8-8	21-12	Nolan 17	McWilliams-Franklin 8	Smith 6	Currie/Beard 16	8,145
Sept. 14	@ New York	W	61-59	14-3	9-8	22-12	Nolan/Pierson 11	Nolan & Hornbuckle 7	Powell 4	Larkins 13	10,042

2008 PLAYOFFS IN REVIEW

2008 SHOCK CUMULATIVE PLAYOFF STATS

PLAYER	G	GS	MIN	FGM	FGA	PCT	3P	3PA	PCT	FTM	FTA	PCT	OR	DR	REB	AST	PF	DQ	ST	TO	BLK	PTS	AVG
Nolan	9	9	349	56	156	.359	15	44	.341	31	33	.939	8	33	41	26	24	0	19	24	3	158	17.6
K. Smith	9	9	309	48	117	.410	17	48	.354	25	33	.758	4	32	36	22	21	0	4	16	1	138	15.3
McWilliams-Frank	9	9	293	48	98	.490	1	2	.500	19	22	.864	19	44	63	19	22	0	9	17	12	116	12.9
Braxton	9	9	180	32	64	.500	0	0	---	13	20	.650	20	28	48	9	22	0	4	17	5	77	8.6
Pierson	6	0	107	18	38	.474	0	0	---	11	13	.846	7	11	18	10	12	0	4	11	2	47	7.8
Hornbuckle	9	0	220	18	42	.429	6	16	.375	15	20	.750	12	32	44	19	21	0	11	12	7	57	6.3
Powell	9	9	171	10	17	.588	0	0	---	9	11	.818	3	18	21	18	29	1	6	13	0	29	3.2
Sanni	9	0	66	7	16	.438	0	0	---	2	4	.500	5	11	16	3	11	0	3	4	0	16	1.8
Schumacher	8	0	95	7	16	.438	0	2	.000	0	0	---	5	19	24	3	13	0	1	3	3	14	1.8
Sam	6	0	30	2	7	.286	0	0	---	2	2	1.000	1	2	3	0	2	0	1	0	0	6	1.0
Shields	3	0	4	1	5	.200	0	0	---	0	0	---	0	0	0	1	2	0	1	0	0	2	0.7
TEAM	9	-	1825	247	576	.429	39	112	.348	127	158	.804	84	230	314	130	179	1	63	122	33	660	73.3
OPPONENTS	9	-	1825	215	558	.385	45	160	.281	125	159	.786	63	202	265	123	161	0	56	128	27	600	66.7

2008 PLAYOFF GAME-BY-GAME RESULTS

DATE	OPPONENT	W/L	TEAM/OPP	HOME	ROAD	TOTAL	HIGH SCORING	HIGH REBOUNDS	HIGH ASSISTS	OPPONENT HIGH SCORING	ATTENDANCE
Sept 19	@ Indiana	W	81-72	0-0	1-0	1-0	Nolan 22	Two tied 7	Powell/Smith 3	Catchings/Hoffman 19	7,613
Sept 21	Indiana	L	82-89	0-1	1-0	1-1	Nolan/Pierson 16	Pierson/Powell 7	Pierson 5	Catchings 27	8,219
Sept 23	Indiana	W	80-61	1-1	1-0	2-1	Nolan 21	Hornbuckle 8	Two tied 4	Sutton-Brown 20	8,296
Sept 26	@ New York	L	56-60	1-1	1-1	2-2	Nolan 22	Two tied 7	Four tied 2	McCarville 17	14,711
Sept 28	New York	W	64-55	2-1	1-1	3-2	Nolan 22	McWilliams-Franklin 11	Four tied 2	Christon 16	7,965
Sept 29	New York	W	75-73	3-1	1-1	4-2	Nolan 21	McWilliams-Franklin 8	Nolan/Smith 3	McCarville 21	7,429
Oct 1	@ San Antonio	W	77-69	3-1	2-1	5-2	Smith 25	Smith 9	Hornbuckle 5	Young 21	9,380
Oct 3	@ San Antonio	W	69-61	3-1	3-1	6-2	Smith 22	Nolan 7	Smith 6	Hammon 24	16,012
Oct 5	San Antonio	W	76-60	4-1	3-1	7-2	Smith 18	Braxton/Hornbuckle 9	Nolan/Hornbuckle 5	Wauters 19	8,952



2007 SEASON IN REVIEW

2007 SHOCK CUMULATIVE STATS

PLAYER	G	GS	MIN	FIELD GOALS			3-POINT FG			FREE THROWS			REBOUNDS			AST	PF	DQ	ST	TO	BLK	PTS	AVG
				FGM	FGA	PCT	3P	3PA	PCT	FTM	FTA	PCT	OR	DR	REB								
Nolan	34	34	1175	221	480	.460	46	117	.393	65	79	.823	35	113	148	132	69	0	49	82	12	553	16.3
K. Smith	34	34	1166	128	355	.361	61	196	.311	133	157	.847	18	110	128	124	81	0	42	59	3	450	13.2
Ford	15	15	460	71	143	.497	0	0	---	53	83	.639	48	120	168	22	54	0	28	42	11	195	13.0
Pierson	34	0	858	149	312	.478	0	5	.000	98	130	.754	70	127	197	59	110	5	26	79	29	396	11.6
Cash	31	31	959	126	307	.410	0	3	.000	92	121	.760	54	135	189	79	70	0	19	81	13	344	11.1
Braxton	31	20	545	84	188	.447	0	0	---	39	58	.672	54	112	166	16	91	2	14	62	16	207	6.7
Johnson	33	8	559	57	166	.343	29	70	.414	50	61	.820	18	43	61	56	68	0	20	40	2	193	5.8
Feenstra	34	12	447	69	131	.527	0	0	---	39	53	.736	55	111	166	7	77	1	7	40	25	177	5.2
Walker	2	1	43	3	7	.429	0	0	---	1	3	.333	0	6	6	1	8	1	1	6	2	7	3.5
Latta	31	1	221	34	87	.391	22	49	.449	3	7	.429	4	15	19	20	24	0	8	16	2	93	3.0
Mills	5	1	51	6	21	.286	0	0	---	3	4	.750	10	8	18	2	11	0	0	6	0	15	3.0
Powell	32	12	323	22	54	.407	0	0	---	16	23	.696	11	23	34	44	33	0	12	29	2	60	1.9
T. Smith	1	0	7	0	2	.000	0	0	---	1	2	.500	1	1	2	0	0	0	1	0	0	1	1.0
Tillis (TOT)	11	1	34	2	8	.250	0	2	.000	0	0	---	2	6	8	1	6	0	0	11	0	4	0.4
Tillis (DET)	8	1	26	2	6	.333	0	2	.000	0	0	---	2	5	7	1	3	0	0	7	0	4	0.5
Sanders	6	0	9	0	2	.000	0	0	---	2	4	.500	0	2	2	0	3	0	0	2	0	2	0.3
SHOCK	34		6850	972	2261	.430	158	442	.357	595	785	.758	380	931	1311	563	702	9	227	564	117	2697	79.3
OPPONENTS	34		6850	895	2262	.396	203	610	.333	547	718	.762	309	780	1089	546	767	10	276	529	117	2540	74.7

2007 GAME-BY-GAME RESULTS

DATE	OPPONENT	W/L	TEAM/OPP	HOME	ROAD	TOTAL	HIGH SCORING	HIGH REBOUNDS	HIGH ASSISTS	HIGH SCORING	ATTENDANCE
May 19	SACRAMENTO	W	75-68	1-0	0-0	1-0	Pierson-22	Pierson-8	Three Tied-4	Lawson/Newton-14	13,689
May 22	MINNESOTA	W	85-75	2-0	0-0	2-0	Nolan-21	K. Smith-8	K. Smith-6	Augustus-19	7,421
May 30	WASHINGTON	W	94-79	3-0	0-0	3-0	Cash-21	Ford-9	Nolan-8	Milton-Jones-18	7,915
Jun 2	@ Houston	W	77-71	3-0	1-0	4-0	K. Smith-17	Ford-14	K. Smith-5	Snow/Thompson-20	8,249
Jun 8	@ New York	W	67-57	3-0	2-0	5-0	Nolan-17	Ford-11	Nolan/K. Smith-4	Christon-18	7,320
Jun 10	@ Connecticut	W	79-74	3-0	3-0	6-0	K. Smith-23	Ford-13	Cash-5	Jones-20	7,724
Jun 15	CONNECTICUT	W	75-72	4-0	3-0	7-0	Nolan-18	Ford-16	K. Smith-10	Sales-18	8,484
Jun 16	INDIANA	L	67-77	4-1	3-0	7-1	Feenstra/Nolan-14	Feenstra-11	Pierson-4	Catchings-26	8,812
Jun 18	@ Los Angeles	W	79-73	4-1	4-0	8-1	K. Smith-18	K. Smith-9	Cash-7	L. Thomas-19	7,520
Jun 20	@ Seattle	W	87-71	4-1	5-0	9-1	K. Smith-23	Pierson-8	Nolan/K. Smith-5	Burse-21	7,335
Jun 22	@ Phoenix	W	87-84	4-1	6-0	10-1	Johnson-23	Braxton-12	Nolan-5	Taylor-23	6,614
Jun 23	@ Sacramento	L	75-85	4-1	6-1	10-2	Nolan-23	Braxton-9	Powell-6	Robinson-13	11,309
Jun 27	CONNECTICUT	W	77-74	5-1	6-1	11-2	Cash-18	Cash-13	Nolan/K. Smith-4	Jones-16	8,521
Jun 29	@ Washington	L	64-65	5-1	6-2	11-3	Nolan-26	Cash-10	K. Smith-5	Milton-Jones-19	7,407
Jul 1	SAN ANTONIO	L	68-71	5-2	6-2	11-4	Nolan-24	Ford-12	K. Smith-5	Buescher-23	8,963
Jul 6	NEW YORK	L	81-82(OT)	5-3	6-2	11-5	Ford-22	Ford-18	Nolan-8	McCarville-18	8,949
Jul 8	PHOENIX	W	111-82	6-3	6-2	12-5	K. Smith-20	Pierson-14	Johnson-8	Ta. Smith-16	9,156
Jul 10	CHICAGO	W	92-84	7-3	6-2	13-5	Cash-20	Ford/Pierson-10	Nolan-7	Perkins-22	8,975
Jul 12	@ Chicago	W	78-65	7-3	7-2	14-5	Nolan-18	Ford/Pierson-9	K. Smith-4	Perkins-17	3,085
Jul 18	NEW YORK	W	87-82(OT)	8-3	7-2	15-5	Nolan-21	Ford-18	Nolan-7	McCarville/Battle-17	14,109
Jul 20	@ Indiana	W	89-80	8-3	8-2	16-5	K. Smith-28	Ford-11	K. Smith-4	Sutton-Brown-16	9,210
Jul 21	WASHINGTON	W	66-58	9-3	8-2	17-5	K. Smith-13	K. Smith-11	Cash/Pierson-3	Beard-16	8,655
Jul 24	@ Connecticut	W	92-88	9-3	9-2	18-5	Nolan-36	Braxton-10	Nolan-7	Whalen-33	8,192
Jul 26	CHICAGO	L	73-83	9-4	9-2	18-6	Feenstra/Latta-13	Feenstra-8	Nolan-3	Dupree-24	9,238
Jul 28	@ Washington	W	76-64	9-4	10-2	19-6	K. Smith-21	Cash-10	Nolan-4	Milton-Jones-17	8,700
Jul 29	LOS ANGELES	W	75-73	10-4	10-2	20-6	Pierson-21	Cash-10	Cash/Nolan-4	McWilliams-Frank-16	11,425
Jul 31	@ San Antonio	W	84-79	10-4	11-2	21-6	Pierson-22	K. Smith-7	Nolan/K. Smith-3	Hammon-26	8,267
Aug 3	@ Chicago	W	66-60	10-4	12-2	22-6	Pierson-15	Cash/Feenstra-8	Cash/K. Smith-6	Perkins-19	4,635
Aug 9	SEATTLE	W	97-70	11-4	12-2	23-6	Nolan-18	Feenstra-10	Nolan-7	Castro Marques-24	9,355
Aug 11	INDIANA	W	74-69	12-4	12-2	24-6	Nolan-26	Nolan-10	Pierson/K. Smith-5	White-15	10,857
Aug 12	@ New York	L	84-85	12-4	12-3	24-7	Nolan-19	Feenstra-13	K. Smith/Powell-3	Jackson-16	11,247
Aug 14	HOUSTON	L	73-81	12-5	12-3	24-8	Nolan-20	Mills-9	Nolan-5	Thompson-25	11,214
Aug 16	@ Minnesota	L	77-87	12-5	12-4	24-9	Latta-15	Feenstra/Pierson-10	Powell-5	Abrosimova-25	5,318
Aug 19	@ Indiana	L	66-72	12-5	12-5	24-10	Johnson/Pierson-13	Feenstra-7	Johnson-3	Whitmore-18	8,899

2007 PLAYOFFS IN REVIEW

2007 SHOCK CUMULATIVE PLAYOFF STATS

PLAYER	G	GS	MIN	FIELD GOALS			3-POINT FG			FREE THROWS			REBOUNDS			AST	PF	DQ	ST	TO	BLK	PTS	AVG
				FGM	FGA	PCT	3P	3PA	PCT	FTM	FTA	PCT	OR	DR	REB								
INolan	11	11	412	80	188	.426	21	47	.447	27	30	.900	10	59	69	45	29	0	9	22	3	208	18.9
K. Smith	11	11	393	45	132	.341	25	73	.342	19	25	.760	7	28	35	40	32	1	8	25	2	134	12.2
Pierson	11	1	281	46	109	.422	1	2	.500	30	41	.732	32	47	79	18	43	2	7	28	12	123	11.2
Cash	11	11	277	41	91	.451	0	3	.000	13	23	.565	16	26	42	18	23	0	5	18	2	95	8.6
Braxton	11	0	170	30	64	.469	0	1	.000	17	24	.708	21	39	60	5	29	0	3	20	8	77	7.0
Ford	10	8	228	27	65	.415	0	1	.000	15	33	.455	33	59	92	4	32	0	5	14	3	69	6.9
Feenstra	11	9	130	24	42	.571	0	0	---	9	14	.643	16	29	45	1	16	0	2	13	5	57	5.2
Johnson	11	1	186	19	53	.358	9	26	.346	10	13	.769	8	17	25	28	13	0	5	13	2	57	5.2
Latta	10	0	47	5	19	.263	5	15	.333	4	6	.667	0	3	3	3	3	0	2	2	0	19	1.9
Walker	5	0	9	2	3	.667	0	0	---	2	3	.667	1	4	5	1	2	0	0	0	0	6	1.2
Powell	11	3	94	3	9	.333	0	0	---	4	4	1.000	2	9	11	12	8	0	5	8	0	10	0.9
T. Smith	1	0	0	0	0	---	0	0	---	0	0	---	0	0	0	0	0	0	0	0	0	0	0.0
TEAM	11		2225	322	775	.415	61	168	.363	150	216	.694	146	320	466	175	230	3	51	165	37	855	77.7
OPPONENTS	11		2225	303	766	.396	90	271	.332	189	249	.759	110	274	384	179	213	1	87	126	46	885	80.5

2007 PLAYOFF GAME-BY-GAME RESULTS

DATE	OPPONENT	W/L	TEAM/OPP	HOME	ROAD	TOTAL	HIGH SCORING	HIGH REBOUNDS	HIGH ASSISTS	OPPONENT HIGH SCORING	ATTENDANCE
Aug 24	@ New York	L	51-73	0-0	0-1	0-1	Nolan-16	Pierson-8	Three tied-2	Christon-16	9,976
Aug 26	NEW YORK	W	76-73	1-0	0-1	1-1	Nolan-16	Pierson-12	K. Smith-6	Christon/McCarville-19	9,896
Aug 28	NEW YORK	W	71-70 (OT)	2-0	0-1	2-1	Nolan-22	Ford-10	Nolan-6	Kraayeveld-16	10,654
Aug 31	@ Indiana	L	65-75	2-0	0-2	2-2	Pierson-19	Ford-11	Nolan-6	Catchings-22	9,623
Sep 2	INDIANA	W	77-63	3-0	0-2	3-2	Nolan-24	Cash/Pierson-9	Nolan/K. Smith-6	DeForge-13	10,153
Sep 3	INDIANA	W	81-65	4-0	0-2	4-2	Nolan-30	Ford-15	K. Smith-7	Sutton-Brown-17	9,856
Sep 5	PHOENIX	W	108-100	5-0	0-2	5-2	Pierson-26	Braxton-12	Johnson/K. Smith-4	Taylor-32	10,513
Sep 8	PHOENIX	L	70-98	5-1	0-2	5-3	Nolan-12	Braxton-9	Johnson/Pierson-3	Taurasi-30	16,752
Sep 11	@ Phoenix	W	88-83	5-1	1-2	6-3	K. Smith-22	Ford-13	Nolan-6	Taurasi-22	12,024
Sep 13	@ Phoenix	L	76-77	5-1	1-3	6-4	Pierson-23	Ford-14	Nolan-5	Pondexter-26	12,813
Sep 16	PHOENIX	L	92-108	5-2	1-3	6-5	Nolan-27	K. Smith-6	Johnson-8	Taylor-30	22,076





2006 SEASON IN REVIEW

2006 SHOCK CUMULATIVE STATS

PLAYER	G	GS	MIN	FIELD GOALS			3-POINT FG			FREE THROWS			REBOUNDS			AST	PF	DQ	ST	TO	BLK	PTS	AVG
				FGM	FGA	PCT	3P	3PA	PCT	FTM	FTA	PCT	OR	DR	REB								
C. Ford	32	32	920	157	315	0.498	0	0	0.000	129	199	0.648	130	233	363	45	114	0	38	58	25	443	13.8
D. Nolan	34	34	1088	172	425	0.405	39	113	0.345	85	100	0.850	32	121	153	124	79	1	47	86	11	468	13.8
K. Smith	34	34	1137	123	302	0.407	59	161	0.366	93	102	0.912	19	73	92	112	78	0	25	65	4	398	11.7
S. Cash	34	34	990	124	323	0.384	1	13	0.077	109	143	0.762	63	105	168	106	85	0	20	88	11	358	10.5
R. Riley	34	34	875	115	252	0.456	3	9	0.333	16	18	0.889	36	129	165	52	110	2	18	54	49	249	7.3
P. Pierson	34	0	865	82	180	0.456	0	3	0.000	56	80	0.700	44	88	132	24	84	0	18	37	14	220	6.5
K. Braxton	34	1	359	58	143	0.406	0	2	0.000	30	48	0.625	42	75	117	26	83	1	11	53	11	146	4.3
K. Holland-Corn	34	0	397	51	142	0.359	28	84	0.333	10	16	0.625	12	28	40	43	29	0	23	40	2	140	4.1
A. Williams	21	0	133	14	43	0.326	2	8	0.250	11	17	0.647	3	10	13	12	9	0	7	15	6	41	2.0
J. Batteast	26	1	178	15	54	0.278	2	14	0.143	4	7	0.571	13	12	25	7	21	0	2	4	3	36	1.4
E. Powell	11	0	120	3	16	0.188	0	2	0.000	8	14	0.571	7	6	13	15	9	0	3	8	0	14	1.3
S. Palie	10	0	40	5	25	0.200	2	5	0.400	0	0	0.000	4	0	4	6	9	0	1	10	1	12	1.2
I. Osipova	2	0	12	0	0	0.000	0	0	0.000	2	2	1.000	1	0	1	0	1	0	0	1	0	2	1.0
SHOCK	34		6825	919	22200	0.414	136	414	0.329	553	746	0.741	406	880	1286	572	711	4	213	537	137	2527	74.3
OPPONENTS	34		6825	840	21640	0.388	175	561	0.312	529	702	0.754	324	760	1084	474	734	6	275	507	108	2384	70.1

2006 GAME-BY-GAME RESULTS

DATE	OPPONENT	W/L	TEAM/OPP	HOME	ROAD	TOTAL	HIGH SCORING	HIGH REBOUNDS	HIGH ASSISTS	OPPONENT HIGH SCORING	ATTENDANCE
May 20	@ Indiana	L	60-67	0-0	0-1	0-1	Smith-19	Ford-8	Cash-Smith-3	Catchings-16	9312
May 24	Minnesota	W	78-69	1-0	0-1	1-1	Ford-17	Ford-14	Nolan-6	Augustus-15	10814
May 27	@ Connecticut	W	77-73 (OT)	1-0	1-1	2-1	Smith-23	Ford-11	Smith-8	Douglas-18	6738
Jun 1	New York	W	64-63	2-0	1-1	3-1	Cash-20	Ford-13	Nolan-6	Baker-Battle-18	7132
Jun 3	@ Washington	L	68-92	2-0	1-2	3-2	Cash-15	Pierson-Smith-5	Cash-Smith-3	Milton-Jones-21	5897
Jun 4	@ Chicago	W	81-66	2-0	2-2	4-2	Smith-21	Riley-14	Pierson-5	Lassiter-20	3135
Jun 7	@ Los Angeles	L	78-86	2-0	2-3	4-3	Riley-19	Ford-Cash-8	Nolan-6	Mabika-24	7796
Jun 9	@ Phoenix	L	79-93	2-0	2-4	4-4	Ford-20	Ford-15	Smith-4	Pondexter-27	6157
Jun 16	Indiana	W	71-63	3-0	2-4	5-4	Ford-15	Ford-18	Cash-8	Whitmore-19	10135
Jun 17	Houston	W	71-55	4-0	2-4	6-4	Nolan-20	Ford-12	Nolan-7	Swoopes-17	7430
Jun 22	@ Charlotte	W	86-74	4-0	3-4	7-4	Ford-24	Ford-14	Nolan-5	Sutton-Brown-Smith-18	6710
Jun 24	Washington	W	92-86	5-0	3-4	8-4	Cash-19	Nolan-8	Smith-9	Beard-20	6932
Jun 25	Charlotte	W	71-61	6-0	3-4	9-4	Nolan-26	Ford-18	Smith-5	Sutton-Brown-15	8514
Jun 27	@ San Antonio	W	63-59	6-0	4-4	10-4	Ford-22	Ford-19	Cash-5	Young-16	6287
Jun 29	@ Indiana	L	56-66	6-0	4-5	10-5	Riley-14	Ford-9	3 Tied with-3	Whitmore-22	5886
Jun 30	@ Connecticut	W	70-64	6-0	5-5	11-5	Smith-21	Ford-Nolan-8	Ford-Nolan-4	Jones-16	7003
Jul 6	Phoenix	L	76-91	6-1	5-5	11-6	Nolan-15	3 Tied with-9	Nolan-4	Pondexter-35	9832
Jul 7	@ Minnesota	W	92-80	6-1	6-5	12-6	Cash-19	Ford-9	Nolan-7	Augustus-26	5477
Jul 9	@ Houston	W	66-60	6-1	7-5	13-6	Riley-16	Ford-10	Cash-Holland-Corn-6	Swoopes-14	8947
Jul 16	San Antonio	W	77-67	7-1	7-5	14-6	Ford-20	Ford-17	Cash-6	Bilbrzycka-14	9635
Jul 19	Charlotte	L	67-73	7-2	7-5	14-7	Pierson-19	Ford-6	Nolan-Smith-3	Sam-Smith-15	12985
Jul 21	Los Angeles	W	73-59	8-2	7-5	15-7	Cash-18	Ford-11	Nolan-Smith-6	Holdsclaw-20	8174
Jul 22	Chicago	W	89-70	9-2	7-5	16-7	Cash-17	Ford-9	Cash-Nolan-6	Dupree-Dales-12	10456
Jul 26	Sacramento	W	91-71	10-2	7-5	17-7	Ford-24	Ford-11	Nolan-7	Powell-14	9829
Jul 28	@ Seattle	W	77-67	10-2	8-5	18-7	Nolan-23	Ford-18	Cash-Nolan-3	Johnson-15	9686
Jul 30	@ Sacramento	L	61-94	10-2	8-6	18-8	Ford-Nolan-12	Ford-15	Powell-2	Brunson-18	7369
Aug 1	Indiana	W	70-66	11-2	8-6	19-8	Braxton-16	Ford-10	Nolan-Smith-6	Catchings-22	8654
Aug 3	@ New York	L	67-75	11-2	8-7	19-9	Cash-17	Ford-8	Smith-5	Farris-17	8640
Aug 4	@ Chicago	W	76-49	11-2	9-7	20-9	Pierson-Ford-15	Braxton-9	Nolan-Powell-4	Lovellace-10	3455
Aug 6	New York	W	65-53	12-2	9-7	21-9	Ford-24	Ford-11	Smith-5	Baker-Moore-10	10835
Aug 8	Seattle	L	79-81	12-3	9-7	21-10	Smith-25	Ford-17	Cash-6	Bird-24	9783
Aug 10	Chicago	W	82-48	13-3	9-7	22-10	Nolan-22	Braxton-12	Holland-Corn-7	Dupree-12	11226
Aug 11	@ Washington	L	66-78	13-3	9-8	22-11	Nolan-Smith-12	Ford-8	Braxton-4	Milton-Jones-23	9128
Aug 13	Connecticut	W	88-65	14-3	9-8	23-11	Nolan-19	Ford-12	Nolan-6	McWilliams-Franklin-13	11558

2006 PLAYOFFS IN REVIEW

2006 SHOCK CUMULATIVE PLAYOFF STATS

PLAYER	G	GS	MIN	FIELD GOALS			3-POINT FG			FREE THROWS			REBOUNDS			AST	PF	DQ	ST	TO	BLK	PTS	AVG
				FGM	FGA	PCT	3P	3PA	PCT	FTM	FTA	PCT	OR	DR	REB								
Nolan	10	10	355	72	148	0.486	9	21	0.429	25	30	0.833	8	33	41	39	19	0	16	27	2	178	17.8
Smith	10	10	368	51	117	0.436	20	50	0.400	25	34	0.735	7	18	25	40	29	0	5	24	0	147	14.7
Ford	10	10	284	46	88	0.523	0	0	0.000	42	56	0.750	33	70	103	12	40	0	13	19	7	134	13.4
Pierson	10	0	196	26	61	0.426	0	0	0.000	36	51	0.706	17	37	54	17	27	0	6	14	9	88	8.8
Cash	10	10	262	29	80	0.363	0	3	0.000	18	25	0.720	19	42	61	32	22	0	3	22	3	76	7.6
Braxton	10	0	128	22	52	0.423	0	0	0.000	6	11	0.545	8	20	28	6	27	0	8	18	4	50	5.0
Riley	10	10	222	20	52	0.385	0	0	0.000	4	4	1.000	12	20	32	5	27	0	5	15	13	44	4.4
Powell	9	0	108	9	19	0.474	0	1	0.000	3	7	0.429	3	6	9	11	16	0	6	13	0	21	2.3
Williams	7	0	28	5	12	0.417	0	2	0.000	0	0	0.000	3	1	4	0	4	0	2	2	1	10	1.4
Batteast	4	0	11	0	2	0.000	0	1	0.000	0	1	0.000	0	0	0	1	0	0	0	0	0	0	0.0
Holland-Corn	8	0	39	0	8	0.000	0	6	0.000	0	0	0.000	1	2	3	5	5	0	1	4	0	0	0.0
SHOCK	10		2000	280	639	0.438	29	84	0.345	159	218	0.729	111	249	360	168	217	0	65	163	39	748	74.8
OPPONENTS	10		2000	256	665	0.385	55	149	0.369	137	187	0.733	106	204	310	131	211	2	73	146	38	704	70.4

2006 PLAYOFF GAME-BY-GAME RESULTS

DATE	OPPONENT	W/L	TEAM/OPP	HOME	ROAD	TOTAL	HIGH SCORING	HIGH REBOUNDS	HIGH ASSISTS	OPPONENT HIGH SCORING	ATTENDANCE
Aug 17	@ Indiana	W	68-56	0-0	1-0	1-0	Nolan-18	Ford-10	Nolan/Smith-4	Catchings-17	7,261
Aug 19	Indiana	W	98-83	1-0	1-0	2-0	Ford-23	Ford-10	Cash-8	Whitmore-41	8,830
Aug 24	Connecticut	W	70-59	2-0	1-0	3-0	Nolan-21	Ford-23	Nolan-7	Phillips/Whalen-13	9,476
Aug 26	@ Connecticut	L	68-77	2-0	1-1	3-1	Nolan-27	Ford-8	Smith-7	McWilliams-Franklin-18	7,377
Aug 27	@ Connecticut	W	79-55	2-0	2-1	4-1	Cash/Smith-16	Ford/Cash-8	Nolan-5	McWilliams-Franklin-12	6,820
Aug 30	Sacramento	L	71-95	2-1	2-1	4-2	Ford-25	Ford-8	Nolan-5	Lawson-22	9,581
Sept 1	Sacramento	W	73-63	3-1	2-1	5-2	Nolan-21	Ford/Cash-8	Cash-5	Griffith-14	15,218
Sept 3	@ Sacramento	L	69-89	3-1	2-2	5-3	Nolan-22	Ford-8	Four tied-3	Griffith-15	14,253
Sept 6	@ Sacramento	W	72-52	3-1	3-2	6-3	Smith-22	Ford-10	Cash-3	Powell-13	14,213
Sept 9	Sacramento	W	80-75	4-1	3-2	7-3	Nolan-24	Ford-10	Smith-6	Lawson-17	19,671





2005 SEASON IN REVIEW

2005 SHOCK CUMULATIVE STATS

PLAYER	G	GS	MIN	FIELD GOALS			3-POINT FG			FREE THROWS			REBOUNDS			AST	PF	DQ	ST	TO	BLK	PTS	AVG
				FGM	FGA	PCT	3P	3PA	PCT	FTM	FTA	PCT	OR	DR	REB								
Nolan	33	33	1213	184	462	0.398	28	90	0.311	128	160	0.800	31	125	156	121	64	0	55	100	14	524	15.9
Ford	33	33	932	120	279	0.430	0	0	0.000	73	150	0.487	113	209	322	26	143	6	33	69	46	313	9.5
Smith	13	9	394	40	107	0.374	18	55	0.327	26	34	0.765	11	17	28	26	27	0	5	17	3	124	9.5
Riley	33	33	855	100	267	0.375	3	12	0.250	48	60	0.800	43	113	156	39	131	4	23	68	46	251	7.6
Pierson	23	0	444	55	126	0.437	1	1	1.000	67	96	0.698	27	35	62	21	54	0	14	42	6	178	7.7
Braxton	33	2	455	97	210	0.462	0	1	0.000	33	60	0.550	42	58	100	14	78	0	18	52	13	227	6.9
Cash	21	21	458	48	126	0.381	2	10	0.200	21	32	0.656	42	46	88	43	44	1	12	47	6	119	5.7
Jones	21	0	329	46	113	0.407	18	37	0.486	15	19	0.789	8	23	31	23	42	0	13	23	2	125	6.0
Powell	29	21	671	62	142	0.437	0	2	0.000	39	65	0.600	25	55	80	77	62	0	29	51	4	163	5.6
Walker	12	11	241	25	52	0.481	0	0	0.000	9	12	0.750	16	31	47	13	15	0	6	16	10	59	4.9
Farris	34	1	444	25	73	0.342	0	0	0.000	33	54	0.611	31	53	84	19	55	0	8	43	1	83	2.4
Lambert	12	5	152	14	45	0.311	1	7	0.143	4	5	0.800	2	15	17	21	11	0	8	24	1	33	2.8
Ivey	12	0	102	5	23	0.217	3	12	0.250	1	1	1.000	5	7	12	10	14	0	6	5	0	14	1.2
Stinson	18	1	102	8	23	0.348	2	10	0.200	4	6	0.667	6	6	12	13	6	0	3	4	0	22	1.2
Thomas	17	0	133	2	12	0.167	0	1	0.000	8	20	0.400	10	10	20	8	15	0	8	3	3	12	0.7
SHOCK	34		6925	831	2060	0.403	76	238	0.319	509	774	0.658	412	803	1215	474	761	1	241	571	155	2247	66.1
OPPONENTS	34		6925	784	1945	0.403	154	456	0.338	565	754	0.749	273	745	1018	473	744	1	272	520	136	2287	67.3

2005 GAME-BY-GAME RESULTS

DATE	OPPONENT	W/L	TEAM/OPP	HOME	ROAD	TOTAL	HIGH SCORING	HIGH REBOUNDS	HIGH ASSISTS	OPPONENT HIGH SCORING	ATTENDANCE
May 21	CONNECTICUT	W	78-67	1-0	0-0	1-0	Braxton-18	Nolan-10	Nolan-11	McWilliams-Franklin-25	9245
May 22	@ New York	W	78-71	1-0	1-0	2-0	Nolan-17	Ford-18	Walker-3	Hammon-24	12543
May 24	San Antonio	W	74-65	2-0	1-0	3-0	Ford-15	Ford-12	Nolan-10	Thomas-Palmer-Daniel-16	5635
Jun 3	New York	W	68-66(OT)	3-0	1-0	4-0	Nolan-34	Ford-10	Powell-3	Robinson-13	8314
Jun 8	SEATTLE	L	61-76	3-1	1-0	4-1	Nolan-23	Ford-11	Nolan-4	Burse-18	5841
Jun 10	CHARLOTTE	W	69-55	4-1	1-0	5-1	Ford-Powell-12	Ford-10	Nolan-7	Miller-Sam-8	8405
Jun 12	@ New York	L	69-72	4-1	1-1	5-2	Ford-17	Ford-11	Nolan-Powell-2	Johnson-21	8789
Jun 15	@ Indiana	L	79-84(OT)	4-1	1-2	5-3	Nolan-32	Thomas-6	Powell-7	White-Catchings-20	7815
Jun 18	@ Connecticut	L	63-73	4-1	1-3	5-4	Jones-11	Walker-10	3 Tied with-2	Sales-17	7427
Jun 24	WASHINGTON	L	55-69	4-2	1-3	5-5	Nolan-16	4 Tied with-6	Powell-4	Johnson-15	8497
Jun 26	Los Angeles	W	79-73	5-2	1-3	6-5	Nolan-22	Ford-15	Powell-7	Whitmore-19	9135
Jul 1	SACRAMENTO	L	63-80	5-3	1-3	6-6	Pierson-22	Ford-12	Powell-6	Powell-17	10923
Jul 5	HOUSTON	L	66-75	5-4	1-3	6-7	Braxton-20	Braxton-8	Jones-Nolan-4	Swoopes-22	9945
Jul 7	@ Washington	W	76-62	5-4	2-3	7-7	Ford-15	Ford-18	Ford-Cash-4	Melvin-14	10910
Jul 13	@ Minnesota	L	61-71	5-4	2-4	7-8	Nolan-13	Riley-Nolan-6	Nolan-5	Abrosimova-22	12891
Jul 15	@ Indiana	L	57-62	5-4	2-5	7-9	Nolan-19	Ford-9	Nolan-3	Catchings-20	8507
Jul 17	INDIANA	L	58-59	5-5	2-5	7-10	Ford-18	Braxton-Nolan-8	Lambert-5	Catchings-21	9627
Jul 20	CONNECTICUT	W	66-57	6-5	2-5	8-10	Jones-Nolan-14	Ford-12	Riley-3	Sales-17	14932
Jul 23	@ Seattle	L	71-74	6-5	2-6	8-11	Nolan-22	Ford-16	Nolan-5	Jackson-21	8819
Jul 24	@ Sacramento	L	51-91	6-5	2-7	8-12	Braxton-11	Ford-8	Cash-5	Powell-25	7297
Jul 30	@ Connecticut	W	75-66	6-5	3-7	9-12	Nolan-19	Ford-13	Powell-5	Dydek-16	8401
Jul 31	PHOENIX	W	66-63	7-5	3-7	10-12	Braxton-16	Ford-10	Smith-3	DeForge-20	11130
Aug 2	@ Houston	L	61-62	7-5	3-8	10-13	Nolan-23	Nolan-10	Nolan-5	Swoopes-17	5225
Aug 6	@ Charlotte	L	73-82(2OT)	7-5	3-9	10-14	Nolan-20	Ford-14	Powell-4	Sam-26	5696
Aug 7	New York	W	72-67	8-5	3-9	11-14	Nolan-20	Cash-12	Nolan-Smith-4	Hammon-18	8941
Aug 9	CHARLOTTE	W	71-64	9-5	3-9	12-14	Smith-21	Ford-9	Cash-Powell-2	Smith-25	6303
Aug 11	MINNESOTA	W	72-66(OT)	10-5	3-9	13-14	Smith-13	Ford-13	Cash-3	Abrosimova-18	8845
Aug 13	@ San Antonio	W	60-59	10-5	4-9	14-14	Riley-20	Powell-6	Nolan-6	Ferdinand-21	6646
Aug 16	@ Phoenix	L	51-58	10-5	4-10	14-15	Smith-11	Cash-Riley-8	Nolan-4	DeForge-Stepanova-14	6239
Aug 19	@ Los Angeles	L	67-74	10-5	4-11	14-16	Nolan-21	Riley-9	Cash-Smith-4	Leslie-24	8324
Aug 21	WASHINGTON	W	66-52	11-5	4-11	15-16	Nolan-18	Ford-11	Nolan-6	Beard-20	11735
Aug 23	@ Charlotte	L	49-56	11-5	4-12	15-17	Nolan-14	Ford-16	Nolan-4	Miller-Sam-12	4036
Aug 25	INDIANA	W	55-40	12-5	4-12	16-17	Ford-14	Ford-10	Nolan-5	Catchings-13	11903
Aug 27	@ Washington	L	67-76	12-5	4-13	16-18	Pierson-20	Farris-10	Lambert-6	Koehn-Milton-Jones-15	9011

2005 PLAYOFFS IN REVIEW

2005 SHOCK CUMULATIVE PLAYOFF STATS

PLAYER	G	GS	MIN	FIELD GOALS			3-POINT FG			FREE THROWS			REBOUNDS			AST	PF	DQ	ST	TO	BLK	PTS	AVG
				FGM	FGA	PCT	3P	3PA	PCT	FTM	FTA	PCT	OR	DR	REB								
Nolan	2	2	79	15	37	0.405	1	4	0.250	6	7	0.857	1	7	8	7	4	0	2	6	2	37	18.5
Smith	2	2	67	7	26	0.269	2	10	0.200	5	5	1.000	2	4	6	1	5	0	2	2	0	21	10.5
Ford	2	2	49	8	18	0.444	0	0	0	3	5	0.600	7	7	14	2	11	1	1	3	2	19	9.5
Riley	2	2	54	7	17	0.412	3	3	1.000	0	0	0	3	8	11	0	10	1	1	5	2	17	8.5
Cash	2	2	51	4	13	0.308	0	1	0	8	11	0.727	5	4	9	7	4	0	3	4	2	16	8.0
Braxton	2	0	36	5	18	0.278	0	0	0	5	6	0.833	4	3	7	2	5	0	0	3	0	15	7.5
Pierson	2	0	20	2	5	0.400	0	0	0	0	2	0	3	3	6	0	5	0	1	0	0	4	2.0
Powell	2	0	32	0	0	0	0	0	0	0	0	0	2	5	7	5	5	0	3	2	0	0	0
Farris	2	0	12	0	1	0	0	0	0	0	0	0	1	1	0	0	0	0	0	0	0	0	0
SHOCK	2		400	48	135	0.356	6	18	0.333	27	36	0.750	27	42	69	24	49	0	13	25	8	129	64.5
OPPONENTS	2		400	46	108	0.426	12	30	0.400	44	59	0.746	18	48	66	24	34	0	13	24	10	148	74.0

2005 PLAYOFF GAME-BY-GAME RESULTS

DATE	OPPONENT	W/L	TEAM/OPP	HOME	ROAD	TOTAL	HIGH SCORING	HIGH REBOUNDS	HIGH ASSISTS	OPPONENT HIGH SCORING	ATTENDANCE
Aug 31	CONNECTICUT	L	62-73	0-1	0-0	0-1	Nolan-14	Riley-8	Nolan-5	Sales-19	5930
Sept 2	@ Connecticut	L	67-75	0-1	0-1	0-2	Nolan-23	Ford-8	Powell-5	Whalen-27	8167





2004 SEASON IN REVIEW

2004 SHOCK CUMULATIVE STATS

PLAYER	G	GS	MIN	FIELD GOALS			3-POINT FG			FREE THROWS			REBOUNDS			AST	PF	DQ	ST	TO	BLK	PTS	AVG
				FGM	FGA	PCT	3P	3PA	PCT	FTM	FTA	PCT	OR	DR	REB								
Cash	32	32	1105	180	384	.469	8	23	.348	158	219	.721	78	130	208	135	84	0	44	81	29	526	16.4
Nolan	34	34	1138	166	435	.382	33	114	.289	99	124	.798	29	105	134	112	75	1	66	90	12	464	13.6
Riley	34	34	1037	153	343	.446	1	2	.500	71	87	.816	68	131	199	50	121	2	31	82	53	378	11.1
Ford	31	31	912	118	287	.411	0	0	---	93	158	.589	104	193	297	34	118	3	41	54	25	329	10.6
M. Jones	33	2	517	76	205	.371	4	15	.267	24	32	.750	23	46	69	21	41	0	19	26	2	180	5.5
Farris	26	0	422	41	80	.513	0	0	---	36	54	.667	28	33	61	7	46	0	8	26	2	118	4.5
Powell	30	26	760	52	138	.377	0	0	---	29	50	.580	31	53	84	134	67	0	36	61	8	133	4.4
C. Jones	31	8	397	37	103	.359	8	32	.250	25	31	.806	8	26	34	45	41	0	18	40	5	107	3.5
Tillis	31	1	287	35	74	.473	6	18	.333	7	12	.583	13	26	39	13	23	0	9	23	8	83	2.7
Sanchez	10	0	62	6	14	.429	2	5	.400	8	11	.727	3	2	5	3	6	0	2	11	0	22	2.2
Walker	18	1	148	8	28	.286	0	0	---	2	6	.333	10	16	26	6	13	0	1	5	4	18	1.0
Cross	5	0	15	0	0	---	0	0	---	3	4	.750	0	1	1	1	1	0	0	2	0	3	0.6
Stephens	7	1	36	2	6	.333	0	0	---	0	2	.000	2	7	9	3	7	0	0	2	0	4	0.6
Carter	2	0	13	0	0	---	0	0	---	1	2	.500	0	4	0	5	0	2	3	0	1	0.5	0.1
Thomas	1	0	1	0	0	---	0	0	---	0	0	---	0	0	0	0	0	0	0	0	0	0	0.0
SHOCK	34		6850	874	2097	.417	62	209	.297	556	792	.702	397	773	1170	564	648	6	277	513	148	2366	69.6
OPPONENTS	34		6850	860	2098	.410	191	533	.358	470	609	.772	325	730	1055	515	728	12	289	496	131	2381	70.0

2004 GAME-BY-GAME RESULTS

DATE	OPPONENT	W/L	TEAM/OPP	HOME	ROAD	TOTAL	HIGH SCORING	HIGH REBOUNDS	HIGH ASSISTS	OPPONENT HIGH SCORING	ATTENDANCE
May 22	@ San Antonio	W	73-60	0-0	1-0	1-0	Ford-21	Ford-22	Nolan-9	Johnson-16	10506
May 26	@ New York	L	52-64	0-0	1-1	1-1	Ford-12	Ford-14	Powell-4	Phillips, Robinson-13	8710
May 29	Los Angeles	L	60-63	0-1	1-1	1-2	Cash-17	Ford-12	Nolan-6	Teasley-15	12841
Jun 2	WASHINGTON	L	63-65	0-2	1-1	1-3	Nolan-14	Ford-11	Powell-6	Beard, Holdscaw-16	9687
Jun 6	@ Connecticut	W	74-73	0-2	2-1	2-3	Cash-20	Ford-12	Nolan-5	McWilliams-Franklin-17	7028
Jun 9	@ Indiana	W	83-79	0-2	3-1	3-3	Nolan-29	3 Tied with 6	Cash-9	Miller-20	6665
Jun 11	@ Washington	W	74-60	0-2	4-1	4-3	Nolan-19	Ford-10	3 Tied with-5	Holdscaw-20	13423
Jun 12	INDIANA	W	72-68	1-2	4-1	5-3	Riley-26	Riley-8	Powell-7	Williams-19	8772
Jun 19	@ Sacramento	W	84-74	1-2	5-1	6-3	Cash-29	Riley-6	Powell-8	Smith-21	8065
Jun 22	WASHINGTON	L	72-78	1-3	5-1	6-4	Cash-23	Riley-9	Cash-5	Holdscaw-27	7323
Jun 23	@ Charlotte	W	65-60	1-3	6-1	7-4	Nolan-17	Cash-9	Powell-6	Stinson-16	3488
Jun 25	@ Connecticut	L	67-71(OT)	1-3	6-2	7-5	Cash-22	Cash, Riley-8	Nolan-6	Sales-22	6702
Jun 27	CONNECTICUT	L	72-74	1-4	6-2	7-6	Cash-20	Ford-10	Powell-10	Sales-19	8381
Jun 29	INDIANA	L	68-69	1-5	6-2	7-7	Cash-17	Riley-7	3 Tied with-3	Catchings-19	6542
Jul 3	@ Minnesota	L	70-78	1-5	6-3	7-8	Jones-16	Ford-10	Nolan-6	Smith-27	4786
Jul 6	HOUSTON	W	82-63	2-5	6-3	8-8	Cash-19	Cash-11	Cash-8	Snow, Snow-13	7915
Jul 10	SEATTLE	W	70-65	3-5	6-3	9-8	Nolan-21	Cash-9	Cash-6	Bird-21	10741
Jul 12	SACRAMENTO	L	51-67	3-6	6-3	9-9	Riley, Nolan-11	Nolan-10	Nolan-4	Bolton-11	8852
Jul 15	@ Houston	L	61-97	3-6	6-4	9-10	Nolan-16	Ford-8	Cash-4	Thompson-33	9409
Jul 16	@ Indiana	L	73-85	3-6	6-5	9-11	Nolan-20	Cash-8	Jones-6	Jackson, Catchings-19	7848
Jul 18	San Antonio	W	77-71	4-6	6-5	10-11	Riley-21	Ford-14	Powell-9	Johnson-25	7232
Jul 21	CONNECTICUT	L	68-78	4-7	6-5	10-12	Nolan-20	Ford-12	Cash-5	McWilliams-Franklin-17	13891
Jul 23	CHARLOTTE	W	63-53	5-7	6-5	11-12	Cash, Riley-16	Cash-14	Cash-6	Staley-12	8417
Jul 24	@ New York	L	69-78	5-7	6-6	11-13	Cash-21	Riley-13	Cash-4	Baranova-21	5945
Jul 28	@ Washington	W	73-65	5-7	7-6	12-13	Cash-20	Riley-13	Cash, Powell-5	Beard-20	11463
Jul 30	New York	W	88-79	6-7	7-6	13-13	Ford-19	Ford, Riley-9	Cash, Powell-7	Hammon, Baranova-12	9453
Aug 1	MINNESOTA	L	58-59	6-8	7-6	13-14	Cash-16	Ford-13	Powell-6	Abrosimova-12	10568
Sept 1	PHOENIX	L	58-63	6-9	7-6	13-15	Nolan-20	Cash-8	Powell-7	Pierson, DeForge-16	8733
Sept 4	@ Charlotte	W	66-58	6-9	8-6	14-15	Cash-17	Ford-14	Cash-9	Staley, Smith, Taylor-16	7836
Sept 8	@ Seattle	L	67-86	6-9	8-7	14-16	Ford-16	Ford-10	Cash, Nolan-3	Bird-23	6862
Sept 9	@ Los Angeles	L	63-81	6-9	8-8	14-17	Cash-19	Ford-11	Ford, Cash-4	Leslie-29	9368
Sept 11	@ Phoenix	W	80-72	6-9	9-8	15-17	Nolan-16	Ford-8	3 Tied with-2	Taylor-23	8116
Sept 14	New York	W	82-71(OT)	7-9	9-8	16-17	Ford-20	Ford-13	Powell-7	Robinson, Hammon-14	7077
Sept 19	CHARLOTTE	W	68-54	8-9	9-8	17-17	Ford, Farris-15	Ford-8	Powell-7	Feaster-12	14435

2004 PLAYOFFS IN REVIEW

2004 SHOCK CUMULATIVE PLAYOFF STATS

PLAYER	G	GS	MIN	FIELD GOALS			3-POINT FG			FREE THROWS			REBOUNDS			AST	PF	DQ	ST	TO	BLK	PTS	AVG
				FGM	FGA	PCT	3P	3PA	PCT	FTM	FTA	PCT	OR	DR	REB								
Nolan	3	3	119	18	45	.400	4	13	.308	14	15	.933	3	11	14	7	5	0	5	10	0	54	18.0
Ford	3	3	111	17	38	.447	0	0	---	14	22	.636	5	27	32	1	3	0	4	8	7	48	16.0
Riley	3	3	95	9	21	.429	0	0	---	11	15	.733	7	8	15	9	9	0	2	2	6	29	9.7
M. Jones	3	1	61	11	26	.423	0	1	.000	1	1	1.000	3	9	12	2	8	0	4	2	0	23	7.7
Powell	3	3	97	7	14	.500	0	0	---	9	17	.529	4	2	6	21	7	0	10	8	0	23	7.7
Farris	3	2	78	6	17	.353	0	0	---	6	8	.750	8	7	15	2	5	0	1	5	0	18	6.0
C. Jones	2	0	10	1	4	.250	0	0	---	0	0	---	0	0	0	1	2	0	0	1	0	2	1.0
Thomas	3	0	7	1	1	1.000	1	1	1.000	0	0	---	0	1	1	0	1	0	1	0	0	3	1.0
Tillis	3	0	18	1	1	1.000	0	0	---	0	0	---	0	1	1	1	3	0	0	1	0	2	0.7
Walker	2	0	4	0	0	---	0	0	---	0	0	---	0	0	0	1	1	0	0	1	0	0	0.0
SHOCK	3		600	71	167	.425	5	15	.333	55	78	.705	30	66	96	45	44	0	27	41	13	202	67.3
LIBERTY	3		600	78	181	.431	29	74	.392	22	31	.710	29	52	81	50	62	1	20	42	11	207	69.0

2004 PLAYOFF GAME-BY-GAME RESULTS

DATE	OPPONENT	W/L	TEAM/OPP	HOME	ROAD	TOTAL	HIGH SCORING	HIGH REBOUNDS	HIGH ASSISTS	OPPONENT HIGH SCORING	ATTENDANCE
Sept 24	New York	L	62-75	0-1	0-0	0-1	Nolan-20	Ford-14	Nolan-4	Baranova-17	9,614
Sept 26	New York	W	76-66	0-1	1-0	1-1	Ford-21	Farris, Ford-9	Powell-9	Frett-20	11,337
Sept 28	New York	L	64-66	0-1	1-1	1-2	Nolan-16	Ford-9	Powell-9	Hammon-20	9,785





2003 SEASON IN REVIEW

2003 SHOCK CUMULATIVE STATS

PLAYER	G	GS	MIN	FIELD GOALS			3-POINT FG			FREE THROWS			REBOUNDS			AST	PF	DQ	ST	TO	BLK	PTS	AVG
				FGM	FGA	PCT	3P	3PA	PCT	FTM	FTA	PCT	OR	DR	REB								
Cash	33	33	1097	195	430	.453	12	40	.300	146	214	.682	65	128	193	119	76	0	43	108	23	548	16.6
Nolan	32	32	954	136	312	.436	48	114	.421	76	96	.792	12	95	107	83	65	0	41	69	14	396	12.4
Ford	32	32	956	128	270	.474	0	0	---	88	129	.682	99	235	334	27	109	1	32	79	31	344	10.8
Riley	34	34	995	115	231	.498	0	0	---	97	127	.764	59	142	201	64	128	2	25	82	58	327	9.6
Holland-Corn	34	2	694	107	232	.461	50	124	.403	48	63	.762	12	45	57	63	26	0	36	59	3	312	9.2
Powell	33	33	938	105	233	.451	7	20	.350	79	106	.745	43	63	106	129	65	0	45	79	9	296	9.0
Farris	34	0	522	43	99	.434	0	0	---	41	63	.651	29	53	82	23	62	0	10	41	4	127	3.7
Lambert	27	1	187	24	66	.364	7	16	.438	32	41	.780	10	18	28	14	15	0	5	29	0	87	3.2
Thomas (TOT)	30	1	269	20	62	.323	7	27	.259	14	27	.519	15	28	43	15	24	0	20	16	9	61	2.0
Thomas (DET)	11	0	82	5	16	.313	1	5	.200	4	11	.364	5	11	16	5	10	0	9	6	1	15	1.4
Ndiaye-Diatta	11	2	70	10	21	.476	0	0	---	0	2	.000	5	9	14	1	3	0	3	9	1	20	1.8
Walker	34	1	271	24	70	.343	0	0	---	8	21	.381	34	37	71	10	33	0	10	19	11	56	1.6
Moore	15	0	66	8	16	.500	0	4	.000	5	6	.833	3	6	9	4	5	0	4	6	2	21	1.4
Ujhelyi	14	0	68	2	8	.250	0	0	---	0	3	.000	3	9	12	3	8	0	0	10	1	4	0.3
TEAM	34		6900	902	2004	.450	125	323	.387	624	882	.707	379	851	1230	545	605	3	263	608	158	2553	75.1
OPPONENTS	34		6900	911	2286	.399	161	541	.298	412	556	.741	390	674	1064	504	774	5	309	497	129	2395	70.4

2003 GAME-BY-GAME RESULTS

DATE	OPPONENT	W/L	TEAM/OPP	HOME	ROAD	TOTAL	HIGH SCORING	HIGH REBOUNDS	HIGH ASSISTS	OPPONENT HIGH SCORING	ATTENDANCE
May 31	CHARLOTTE	L	67-70	0-1	0-0	0-1	Cash, Ford-16	Cash-10	Powell-5	McKiver-15	8,435
Jun 5	CONNECTICUT	W	103-89	1-1	0-0	1-1	Cash-23	Ford-12	Powell-6	S. Johnson-24	12,414
Jun 7	@ San Antonio	W	74-55	1-1	1-0	2-1	Holland-Corn-13	Ford-12	Riley-5	Ferdinand-16	8,584
Jun 14	@ Washington	W	93-56	1-1	2-0	3-1	Cash-19	Ford-9	Cash-6	Jones-14	16,589
Jun 17	Los Angeles	W	87-78(OT)	2-1	2-0	4-1	Cash-20	Ford-15	Powell-6	Dixon-22	5,411
Jun 20	New York	W	88-83	3-1	2-0	5-1	Riley, Nolan-18	Cash, Ford-8	Cash-6	Robinson-22	8,014
Jun 22	@ Connecticut	W	82-73(OT)	3-1	3-0	6-1	Cash-22	Ford-21	Powell-5	McWilliams-Franklin-28	5,311
Jun 24	INDIANA	W	68-60	4-1	3-0	7-1	Cash, Nolan-21	Ford-7	Cash-6	Catchings-17	3,532
Jun 27	@ New York	W	75-69	4-1	4-0	8-1	Nolan-20	Riley-8	Nolan, Powell, Riley-4	Baranova-20	11,110
Jun 28	PHOENIX	L	65-68	4-2	4-0	8-2	Nolan-14	Ford-10	Riley-5	Williams-20	6,928
Jul 1	San Antonio	W	99-88	5-2	4-0	9-2	Cash-26	Ford-15	Holland, Corn-3	Ferdinand-26	4,232
Jul 3	CHARLOTTE	L	79-92	5-3	4-0	9-3	Ford-19	Ford-12	Powell, Riley-3	Enis-29	6,511
Jul 6	@ Indiana	L	54-85	5-3	4-1	9-4	Ford-10	Ford-10	Powell-4	Catchings-17	6,765
Jul 8	CONNECTICUT	W	66-50	6-3	4-1	10-4	Cash-13	Nolan, Cash-7	Cash, Nolan-3	Sales-15	7,812
Jul 10	@ Charlotte	L	58-65	6-3	4-2	10-5	Ford-20	Ford-14	Powell-7	Sutton-Brown-17	5,620
Jul 16	@ Indiana	W	70-68	6-3	5-2	11-5	Nolan-27	Ford-10	Powell-8	Catchings-22	7,232
Jul 18	SEATTLE	W	74-61	7-3	5-2	12-5	Powell-16	Ford-11	Cash-4	Jackson-23	6,923
Jul 19	@ Cleveland	W	58-57	7-3	6-2	13-5	Cash-14	Ford-15	Cash, Powell, Nolan-3	Melvin, Taylor, Jones-12	7,209
Jul 22	CLEVELAND	W	74-71	8-3	6-2	14-5	Cash, Ford, Riley-14	Ford-14	Cash-6	Thomas-17	11,105
Jul 24	@ Charlotte	L	61-67	8-3	6-3	14-6	Riley-16	Riley-7	Nolan-4	Feaster-18	9,589
Jul 27	WASHINGTON	W	81-71	9-3	6-3	15-6	Cash-25	Ford-14	Cash-5	Holdsclaw-27	6,964
Jul 29	@ Cleveland	W	77-68	9-3	7-3	16-6	Cash-24	Cash-24	Riley, Powell, Farris-6	Nolan, Taylor-6	5,009
Aug 1	@ New York	W	62-60	9-3	8-3	17-6	Cash-18	Ford-12	Holland-Corn-6	Phillips, Johnson-15	12,287
Aug 2	INDIANA	W	72-58	10-3	8-3	18-6	Cash-15	Ford-8	Nolan, Powell-4	Catchings-20	10,335
Aug 5	@ Connecticut	W	78-61	10-3	9-3	19-6	Cash-20	Ford-12	Nolan, Holland-Corn-4	Douglas-14	6,151
Aug 6	@ Washington	L	81-92	10-3	9-4	19-7	Holland-Corn-23	Cash-9	Powell-8	Holdsclaw-26	11,341
Aug 8	HOUSTON	L	56-66	10-4	9-4	19-8	Cash-11	Riley-6	Cash-4	Snow-19	10,531
Aug 10	New York	W	90-87(OT)	11-4	9-4	20-8	Nolan-26	Riley-9	Powell-5	Johnson-23	8,514
Aug 13	@ Phoenix	W	78-76	11-4	10-4	21-8	Nolan-20	Ford-15	Four with 3	DeForge-21	7,132
Aug 15	@ Sacramento	L	63-75	11-4	10-5	21-9	Cash-19	Riley-11	Nolan-4	Smith-20	8,766
Aug 17	@ Seattle	W	95-86	11-4	11-5	22-9	Nolan-18	Riley-11	Cash-6	Jackson-23	7,590
Aug 21	CLEVELAND	W	71-56	12-4	11-5	23-9	Cash-20	Ford-11	Powell-6	Melvin-14	9,132
Aug 23	@ Washington	W	86-77(OT)	12-4	12-5	24-9	Holland-Corn-19	Ford-13	Powell-8	Edwards-19	12,747
Aug 25	WASHINGTON	W	68-60	13-4	12-5	25-9	Walker-14	Walker-11	Holland-Corn-5	Miller-15	6,854

2003 PLAYOFFS IN REVIEW

2003 SHOCK CUMULATIVE PLAYOFF STATS

PLAYER	G	GS	MIN	FIELD GOALS			3-POINT FG			FREE THROWS			REBOUNDS			AST	PF	DQ	ST	TO	BLK	PTS	AVG
				FGM	FGA	PCT	3P	3PA	PCT	FTM	FTA	PCT	OR	DR	REB								
Cash	8	8	289	43	104	.413	2	10	.200	42	52	.808	24	27	51	35	21	0	4	28	5	130	16.3
Nolan	8	8	257	44	96	.458	21	47	.447	15	16	.938	4	25	29	21	21	0	7	13	2	124	15.5
Riley	8	8	258	41	106	.387	0	0	---	21	26	.808	15	34	49	20	26	0	5	13	20	103	12.9
Ford	8	8	232	24	74	.324	0	0	---	19	23	.826	25	55	80	4	30	0	11	10	6	67	8.4
Holland-Corn	8	0	155	21	53	.396	15	32	.469	8	10	.800	2	10	12	15	7	0	10	12	0	65	8.1
Powell	8	8	219	16	46	.348	2	10	.200	7	11	.636	6	24	30	38	17	0	7	13	4	41	5.1
Farris	8	0	133	10	25	.400	0	1	.000	11	17	.647	8	12	20	4	14	0	1	10	0	31	3.9
Walker	4	0	24	1	5	.200	0	0	---	3	3	1.000	3	3	6	0	0	0	4	1	1	5	1.3
Lambert	7	0	14	2	6	.333	1	3	.333	0	0	---	0	2	2	1	3	0	0	4	0	5	0.7
Ndiaye-Diatta	2	0	6	0	0	---	0	0	---	1	2	.500	0	0	0	1	1	0	0	0	0	1	0.5
Thomas	4	0	13	0	1	.000	0	0	---	0	0	---	0	3	3	0	1	0	1	1	0	0	0.0
TEAM	8		1600	202	516	.391	41	103	.398	127	160	.794	87	195	282	139	141	0	53	109	38	572	71.5
OPPONENTS	8		1600	195	491	.397	35	120	.292	128	157	.815	64	193	257	124	163	1	57	90	35	553	69.1

2003 PLAYOFF GAME-BY-GAME RESULTS

DATE	OPPONENT	W/L	TEAM/OPP	HOME	ROAD	TOTAL	HIGH SCORING	HIGH REBOUNDS	HIGH ASSISTS	OPPONENT HIGH SCORING	ATTENDANCE
Aug 29	Cleveland	W	76-74	0-0	1-0	1-0	Cash-26	Riley-9	Cash, Riley-4	Melvin-21	8,430
Aug 31	Cleveland	L	59-66	0-1	1-0	1-1	Cash-17	Ford-11	Powell-6	Thomas-16	7,223
Sept 2	Cleveland	W	77-63	1-1	1-0	2-1	Nolan-26	Ford-15	Powell-9	Melvin-19	6,014
Sept 5	Connecticut	W	73-63	1-1	2-0	3-1	Riley-17	Riley-8	Powell-7	Sales-22	7,101
Sept 7	Connecticut	W	62-61	2-1	2-0	4-1	Cash-20	Ford-14	Cash-6	McWilliams-17	13,635
Sept 12	Los Angeles	L	63-75	2-1	2-1	4-2	Cash-16	Ford-12	Cash-4	Leslie-23	10,264
Sept 14	Los Angeles	W	62-61	3-1	2-1	5-2	Holland-Corn-16	Powell-8	Riley-5	Milton, Leslie-18	17,846
Sept 16	Los Angeles	W	83-78	4-1	2-1	6-2	Riley-27	Cash-12	Cash-9	Mabika-29	22,076





2002 SEASON IN REVIEW

2002 SHOCK CUMULATIVE STATS

PLAYER	G	GS	MIN	FIELD GOALS			3-POINT FG			FREE THROWS			REBOUNDS			AST	PF	DQ	ST	TO	BLK	PTS	AVG
				FGM	FGA	PCT	3P	3PA	PCT	FTM	FTA	PCT	OR	DR	REB								
Cash	32	32	1079	144	353	.408	13	63	.206	173	227	.762	77	145	222	86	85	0	37	100	31	474	14.8
Nolan	32	32	804	103	248	.415	42	114	.368	29	36	.806	17	70	87	62	74	1	27	61	12	277	8.7
Ndiaye-Diatta	32	32	776	126	270	.467	0	2	.000	23	39	.590	44	118	162	39	65	0	17	58	12	275	8.6
Powell (TOT)	30	14	705	89	220	.405	8	33	.242	50	66	.758	33	62	95	90	50	0	43	71	12	236	7.9
Powell (DET)	15	13	397	54	121	.446	6	22	.273	34	40	.850	26	37	63	60	19	0	23	41	8	148	9.9
Canty	28	12	625	52	154	.338	1	5	.200	55	76	.724	24	45	69	83	59	0	21	56	4	160	5.7
Walker	32	0	548	63	167	.377	2	9	.222	34	49	.694	56	62	118	17	56	0	12	29	34	162	5.1
Farris	32	16	564	49	117	.419	0	1	.000	45	61	.738	29	65	94	16	62	0	12	38	9	143	4.5
Brown	28	7	549	43	131	.328	6	12	.500	23	32	.719	29	53	82	58	73	0	25	60	7	115	4.1
Santos	12	0	169	16	42	.381	0	0	---	12	20	.600	12	20	32	7	20	0	3	14	9	44	3.7
Williams	27	0	177	30	101	.297	13	54	.241	0	5	.000	7	12	19	4	15	0	4	14	0	73	2.7
Clinesmith	12	0	105	8	21	.381	6	15	.400	5	6	.833	1	4	5	17	6	0	1	6	1	27	2.3
Chapman	19	0	119	10	27	.370	0	1	.000	2	3	.667	11	15	26	0	20	0	3	8	2	22	1.2
SHOCK	32		6450	766	1919	.399	110	364	.302	472	651	.725	360	719	1079	478	609	1	201	541	132	2114	66.1
OPPONENTS	32		6450	828	1984	.417	146	447	.327	464	605	.767	314	669	983	465	637	4	277	443	139	2266	70.8

2002 GAME-BY-GAME RESULTS

DATE	OPPONENT	W/L	TEAM/OPP	HOME	ROAD	TOTAL	HIGH SCORING	HIGH REBOUNDS	HIGH ASSISTS	OPPONENT HIGH SCORING	ATTENDANCE
May 30	@ Orlando	L	66-80	0-0	0-1	0-1	Cash-16	Ndiaye-Diatta-7	Nolan-5	Sales, S.Johnson-22	13,111
Jun 1	@ Indiana	L	62-79	0-0	0-2	0-2	Nolan-15	Brown-6	Brown, Cash-5	Catchings-23	13,014
Jun 2	INDIANA	L	65-78	0-1	0-2	0-3	Palmer-16	Palmer-5	Cash, Farris-3	Catchings-27	5,681
Jun 5	@ New York	L	59-60	0-1	0-3	0-4	Cash-15	Cash, Palmer-8	Brown-6	Johnson-21	13,181
Jun 6	@ Cleveland	L	55-72	0-1	0-4	0-5	Palmer-15	Brown-5	Canty-6	Melvin-19	5,957
Jun 9	New York	L	63-70	0-2	0-4	0-6	Cash-14	Palmer-15	Brown-5	Robinson-19	3,315
Jun 11	@ Los Angeles	L	80-90	0-2	0-5	0-7	Nolan-18	Cash-8	Canty-3	Leslie-, Milton-18	7,487
Jun 13	@ Phoenix	L	67-70	0-2	0-6	0-8	Palmer-20	Ndiaye-Diatta, Cash-7	Canty-5	Gillom-15	7,358
Jun 15	@ Portland	L	60-67	0-2	0-7	0-9	Palmer-14	Cash-12	Brown-5	Burras-14	6,995
Jun 18	@ Washington	L	67-75	0-2	0-8	0-10	Palmer, Nolan-16	Palmer-9	Canty-5	Holdsclaw-24	13,130
Jun 21	ORLANDO	L	59-80	0-3	0-8	0-11	Cash-20	Palmer, Walker-9	Ndiaye-Diatta, Canty-2	Sales-24	5,862
Jun 26	CHARLOTTE	L	73-80	0-4	0-8	0-12	Canty-17	Ndiaye-Diatta-7	Canty-6	Stinson-22	4,012
Jun 28	MIAMI	L	74-78 (OT)	0-5	0-8	0-13	Cash-17	Palmer-9	Canty-8	Sam-27	3,623
Jun 30	SACRAMENTO	W	71-60	1-5	0-8	1-13	Cash-19	Cash-11	Canty-6	Smith-13	5,962
Jul 1	@ Minnesota	L	80-85 (OT)	1-5	0-9	1-14	Cash-16	Cash-8	Cash-5	Smith-28	5,482
Jul 6	@ Houston	L	40-61	1-5	0-10	1-15	Ndiaye-Diatta-12	Ndiaye-Diatta-6	Nolan-3	Thompson-19	12,423
Jul 8	@ Utah	L	76-94	1-5	0-11	1-16	Cash-25	Cash-6	Nolan-5	Goodson-21	6,952
Jul 10	New York	W	66-63	2-5	0-11	2-16	Cash-16	Cash-10	Canty-4	Robinson-17	10,893
Jul 12	MINNESOTA	W	72-69	3-5	0-11	3-16	Cash-18	Cash-6	Powell-5	Smith-27	8,437
Jul 18	@ Washington	L	59-63	3-5	0-12	3-17	Cash-16	Cash-15	Brown-5	Bullett-22	19,766
Jul 20	MIAMI	W	69-48	4-5	0-12	4-17	Cash-11	Ndiaye-Diatta-6	Powell, Nolan-5	Neves-9	5,984
Jul 23	UTAH	L	75-86	4-6	0-12	4-18	Cash-21	Cash-11	Powell-5	Ferdinand-26	3,753
Jul 25	WASHINGTON	W	64-58	5-6	0-12	5-18	Cash-17	Ndiaye-Diatta-12	Powell-6	Bullett-15	5,122
Jul 27	@ Charlotte	W	74-66	5-6	1-12	6-18	Cash-20	Cash-10	Powell-8	Stinson-17	7,425
Jul 28	SEATTLE	L	59-72	5-7	1-12	6-19	Cash-15	Ndiaye-Diatta, Powell-7	Powell-4	Bird-18	6,308
Aug 1	CLEVELAND	L	66-68	5-8	1-12	6-20	Cash-19	Cash-10	Powell-5	Melvin-20	5,156
Aug 3	@ Cleveland	W	68-57	5-8	2-12	7-20	Cash-24	Cash-14	Powell-6	Melvin-15	10,141
Aug 4	PHOENIX	W	91-75	6-8	2-12	8-20	Cash-14	Cash-9	Canty-7	Gillom-20	6,977
Aug 6	CHARLOTTE	L	65-76	6-9	2-12	8-21	Powell-15	Santos-7	Cash-5	Sutton-Brown-19	5,562
Aug 9	INDIANA	W	55-54	7-9	2-12	9-21	Cash, Brown-10	Powell-5	Powell-4	Catchings-21	7,524
Aug 11	@ Orlando	L	58-71	7-9	2-13	9-22	Powell-15	Powell-8	Powell-4	Sales-19	7,286
Aug 13	@ Miami	L	56-61	7-9	2-14	9-23	Cash-13	Cash-8	Cash-4	Lennox-20	9,153

2001 SEASON IN REVIEW

2001 SHOCK CUMULATIVE STATS

PLAYER	G	GS	MIN	FIELD GOALS			3-POINT FG			FREE THROWS			REBOUNDS			AST	PF	DQ	ST	TO	BLK	PTS	AVG
				FGM	FGA	PCT	3P	3PA	PCT	FTM	FTA	PCT	OR	DR	REB								
Ndiaye-Diatta	32	31	913	156	341	.457	5	15	.333	59	76	.776	60	111	171	49	82	1	22	73	28	376	11.8
Palmer	22	22	651	91	215	.423	11	33	.333	40	59	.678	38	116	154	23	64	0	23	48	4	233	10.6
Tornikidou	32	32	777	111	249	.446	22	49	.449	63	71	.887	28	49	77	56	59	0	19	59	14	307	9.6
Brown	32	14	800	85	232	.366	20	53	.377	47	60	.783	31	70	101	87	83	1	33	68	7	237	7.4
Nolan	27	0	545	64	194	.330	21	73	.288	43	53	.811	16	37	53	30	43	0	17	35	6	192	7.1
Canty	32	18	625	70	193	.363	1	5	.200	56	74	.757	45	38	83	70	69	0	31	55	1	197	6.2
Kingi	29	17	625	55	142	.387	33	88	.375	26	36	.722	20	43	63	74	42	0	31	53	8	169	5.8
das Neves	22	15	407	34	94	.362	19	52	.365	8	8	1.000	3	26	29	34	21	0	21	28	0	95	4.3
Farris	31	10	559	46	98	.469	0	0	---	37	58	.638	41	68	109	16	68	1	7	30	5	129	4.2
Santos	14	0	153	20	42	.476	0	1	.000	12	18	.667	11	16	27	5	23	0	3	12	3	52	3.7
Boyd	21	0	230	23	67	.343	11	36	.306	18	20	.900	10	16	26	14	32	0	11	16	2	75	3.6
Sporn	23	1	265	19	47	.404	0	0	---	3	9	.333	21	31	52	11	16	0	7	13	4	41	1.8
SHOCK	32		6550	774	1914	.404	143	405	.353	412	542	.760	324	621	945	469	602	3	225	498	82	2103	65.7
OPPONENTS	32		6550	848	1837	.462	127	340	.374	446	583	.765	279	702	981	438	591	5	262	483	109	2269	70.9

2001 GAME-BY-GAME RESULTS

DATE	OPPONENT	W/L	TEAM/OPP	HOME	ROAD	TOTAL	HIGH SCORING	HIGH REBOUNDS	HIGH ASSISTS	OPPONENT HIGH SCORING	ATTENDANCE
Jun 2	HOUSTON	L	73-74	0-1	0-0	0-1	Ndiaye-Diatta-24	Palmer, Ndiaye-Diatta-6	Tornikidou-5	Thompson-28	9,401
Jun 5	ORLANDO	L	71-92	0-2	0-0	0-2	Nolan-12	Ndiaye-Diatta-9	Brown-5	Sales-19	1,013
Jun 7	@ Houston	L	66-87	0-2	0-1	0-3	Tornikidou-15	Palmer-9	Ndiaye-Diatta-4	Arcain-27	9,538
Jun 12	@ Miami	W	68-67 (OT)	0-2	1-1	1-3	Palmer, Canty-16	Palmer-9	Brown-4	Brondello-23	7,318
Jun 14	WASHINGTON	W	80-65	1-2	1-1	2-3	Ndiaye-Diatta-22	Palmer, Ndiaye-Diatta-9	Ndiaye-Diatta-4	Holdsclaw, McCray-11	4,422
										Washington	
Jun 16	@ Charlotte	W	72-69 (2OT)	1-2	2-1	3-3	Canty-20	Farris-8	Canty-7	Enis-11	5,540
Jun 17	MINNESOTA	L	63-71	1-3	2-1	3-4	Boyd-14	Ndiaye-Diatta-12	Canty, Brown-3	Smith-40	5,076
Jun 22	@ Indiana	L	56-77	1-3	2-2	3-5	Canty-10	Ndiaye-Diatta-6	Kingi-5	Williams-16	7,116
Jun 23	INDIANA	L	70-74	1-4	2-2	3-6	das Neves-16	Sporn, Santos-5	Canty-6	Scott-Richardson-15	5,459
Jun 26	Los Angeles	L	89-98 (OT)	1-5	2-2	3-7	Brown-18	Farris, Ndiaye-Diatta-8	Brown-5	Leslie-28	5,380
Jun 27	@ Charlotte	L	50-74	1-5	2-3	3-8	Ndiaye-Diatta-13	Farris-6	Canty-3	Stinson-23	4,036
Jun 29	PHOENIX	W	75-71	2-5	2-3	4-8	Kingi-25	Canty-11	Kingi-4	Gillom-25	6,716
Jul 2	@ New York	L	60-66	2-5	2-4	4-9	Tornikidou-16	Kingi-8	Canty-4	Phillips-16	14,052
Jul 6	CHARLOTTE	L	50-67	2-6	2-4	4-10	Nolan-11	Ndiaye-Diatta-9	Farris, Kingi-2	Staley-17	5,780
Jul 8	@ Orlando	L	67-73	2-6	2-5	4-11	Brown-15	Tornikidou-7	Canty-3	Johnson-19	6,870
										McWilliams-Franklin	
Jul 11	@ Washington	W	64-52	2-6	3-5	5-11	Ndiaye-Diatta-20	Ndiaye-Diatta-10	Ndiaye-Diatta-5	McCray, das Neves-12	19,093
Jul 13	MIAMI	L	55-56	2-7	3-5	5-12	Ndiaye-Diatta-19	Palmer-8	Kingi-6	Brondello-14	6,170
Jul 14	@ Miami	L	51-66	2-7	3-6	5-13	Nolan-10	Palmer-8	Canty, Ndiaye-Diatta-2	Brondello-14	8,398
									Palmer		
Jul 18	New York	L	67-80	2-8	3-6	5-14	Ndiaye-Diatta-19	Palmer-8	Tornikidou, Brown-3	Phillips-20	13,378
Jul 21	@ Sacramento	L	52-66	2-8	3-7	5-15	Ndiaye-Diatta-13	Brown-9	Brown, Kingi-5	Griffith-19	9,365
Jul 22	@ Portland	W	80-77 (OT)	2-8	4-7	6-15	Ndiaye-Diatta-18	Palmer-7	Tornikidou, Canty-4	Stiles-21	7,626
Jul 24	@ Seattle	L	69-74 (OT)	2-8	4-8	6-16	Ndiaye-Diatta-23	Palmer-11	Tornikidou-6	Jackson-25	4,323
Jul 26	@ Phoenix	L	62-63	2-8	4-9	6-17	Ndiaye-Diatta-23	Ndiaye-Diatta-7	Brown-6	Stepanova-20	8,508
Jul 28	CLEVELAND	L	50-57	2-9	4-9	6-18	Palmer-14	Ndiaye-Diatta-8	Kingi-4	Jones-12	7,775
Jul 29	ORLANDO	W	64-62	3-9	4-9	7-18	Brown-13	Brown-6	Brown, Hicks-5	McWilliams-Franklin-15	4,763
Aug 1	@ New York	L	63-66	3-9	4-10	7-19	Tornikidou-22	Palmer-11	Brown-5	Phillips, Johnson-17	15,223
Aug 4	PORTLAND	W	70-65	4-9	4-10	8-19	Brown-15	Palmer-13	Kingi-4	Stiles-16	5,889
Aug 7	UTAH	L	69-76	4-10	4-10	8-20	Ndiaye-Diatta-27	Ndiaye-Diatta, Farris-3	Brown-6	Williams-26	6,263
Aug 8	@ Cleveland	L	66-73	4-10	4-11	8-21	Ndiaye-Diatta-19	Brown-5	Brown-7	Jones, Rizzotti-14	10,978
Aug 10	WASHINGTON	W	69-63	5-10	4-11	9-21	Tornikidou-21	Palmer-8	Kingi-5	Bullett-21	9,064
Aug 12	@ Indiana	L	66-83	5-10	4-12	9-22	Palmer-17	Palmer-6	Brown-4	Williams-20	15,198
Aug 14	CLEVELAND	W	76-65	6-11	4-12	10-22	Tornikidou-16	Palmer-5	Brown-7	Taylor-21	9,799



2000 SEASON IN REVIEW

2000 SHOCK CUMULATIVE STATS

PLAYER	G	GS	MIN	FIELD GOALS			3-POINT FG			FREETHROWS			REBOUNDS				AST	PF	DQ	ST	TO	BLK	PTS	AVG
				FGM	FGA	PCT	3P	3PA	PCT	FTM	FTA	PCT	OR	DR	REB									
Palmer	32	30	914	167	374	.447	12	48	.250	95	135	.704	67	152	219	39	112	2	20	65	10	441	13.8	
Ndiaye	32	32	868	158	333	.474	1	6	.167	29	51	.569	65	122	187	40	87	0	23	64	22	346	10.8	
Tornikidou	32	32	869	122	241	.506	1	8	.125	85	93	.914	41	69	110	82	73	0	29	68	13	330	10.3	
Canty	28	27	784	83	203	.409	0	5	.000	91	131	.695	31	39	70	82	64	0	49	51	5	257	9.2	
Jackson	17	0	267	41	106	.387	8	32	.250	26	35	.743	8	17	25	36	30	0	22	21	0	116	6.8	
das Neves	30	20	636	63	166	.380	28	92	.304	25	30	.833	8	27	35	59	30	0	31	55	1	179	6.0	
Brown	32	7	619	60	168	.357	1	4	.250	67	80	.838	36	52	88	72	77	0	24	68	5	188	5.9	
DeForge	27	10	433	51	126	.405	18	56	.321	25	32	.781	9	38	47	47	34	0	27	33	4	145	5.4	
Zakaluzhnaya	23	0	258	38	73	.521	3	7	.429	10	11	.909	15	31	46	2	45	0	5	19	13	89	3.9	
Scott-Richardson	28	0	369	37	89	.416	0	2	.000	26	40	.650	28	52	80	28	83	2	12	45	10	100	3.6	
Farris	14	2	130	15	30	.500	0	1	.000	15	27	.556	16	16	32	2	30	0	6	14	1	45	3.2	
Holmes-Harris	29	0	271	33	70	.471	4	11	.364	21	30	.700	17	28	45	14	36	0	11	16	4	91	3.1	
Slaise	3	0	7	0	2	.000	0	1	.000	4	4	1.00	0	1	1	0	0	0	1	0	0	4	1.3	
SHOCK	32		6425	868	1981	.438	76	273	.278	519	699	.742	341	644	985	503	701	4	260	530	88	2331	72.8	
OPPONENTS	32		6425	905	1968	.460	136	372	.366	480	652	.736	331	640	971	513	672	9	284	543	148	2426	75.8	

2000 GAME-BY-GAME RESULTS

DATE	OPPONENT	W/L	TEAM/OPP	HOME	ROAD	TOTAL	HIGH SCORING	HIGH REBOUNDS	HIGH ASSISTS	OPPONENT HIGH SCORING	ATTENDANCE
Jun 3	SACRAMENTO	W	77-74	1-0	0-0	1-0	Tornikidou-18	Ndiaye-12	Canty-6	Griffith-24	9,835
Jun 5	@ Minnesota	L	68-88	1-0	0-1	1-1	Palmer-15	Palmer-6	Canty-4	Folk-19	5,816
Jun 7	New York	L	69-73	1-1	0-1	1-2	Canty-22	Ndiaye-6	Canty-4	Johnson-22	
Jun 9	INDIANA	W	80-76	2-1	0-1	2-2	Ndiaye-18	Ndiaye-8	Canty, Brown-3	McCarty-20	5,013
Jun 12	CHARLOTTE	L	67-78	2-2	0-1	2-3	Tornikidou-16	Ndiaye-7	Brown-3	Mapp, Stinson-21	5,135
Jun 13	@ Miami	L	61-74	2-2	0-2	2-4	Jackson-14	Zakaluzhnaya-6	das Neves-3	Sam-17	7,023
Jun 16	@ Cleveland	W	93-81	2-2	1-2	3-4	Canty-22	Ndiaye-8	Canty, Jackson-7	Melvin-28	7,989
Jun 18	INDIANA	W	111-74	3-2	1-2	4-4	Palmer-22	Scott-Richardson-6	Jackson-5	Grubin-19	5,108
Jun 19	@ Washington	L	55-80	3-2	1-3	4-5	Jackson-13	Ndiaye, Palmer-5	Scott-Richardson-5	Bullett-22	11,628
Jun 21	@ New York	W	67-63	3-2	2-3	5-5	das Neves-16	Palmer-10	das Neves-3	Whitmore-14	12,123
Jun 24	WASHINGTON	L	70-76	3-3	2-3	5-6	Canty-14	Palmer-6	Tornikidou-3	Bullett-21	8,266
Jun 25	@ Charlotte	W	84-81	3-3	3-3	6-6	Tornikidou-25	Scott-Richardson-8	Jackson-5	Enis-18	3,801
Jun 28	@ Seattle	W	82-78	3-3	4-3	7-6	Palmer-32	Palmer-12	Canty-5	Vodichkova-22	7,929
Jul 1	@ Sacramento	L	96-108	3-3	4-4	7-7	Palmer-20	Palmer-9	Tornikidou-6	Holland-Corn-19	6,965
Jul 2	@ Los Angeles	L	63-85	3-3	4-5	7-8	Palmer-12	Palmer-9	Brown, Jackson-3	Mabika-21	5,486
Jul 6	@ Phoenix	L	69-81	3-3	4-6	7-9	das Neves-12	Holmes-Harris-7	Brown-4	Reed-22	10,497
Jul 7	@ Utah	W	73-69	3-3	5-6	8-9	Ndiaye-18	Palmer-12	DeForge-7	Williams-22	7,649
Jul 9	ORLANDO	L	62-68	3-4	5-6	8-10	Palmer-19	Palmer-9	DeForge-6	A. Johnson-17	6,214
Jul 12	SEATTLE	W	61-56	4-4	5-6	9-10	Canty-15	Tornikidou-7	Redd-17		9,853
Jul 14	MIAMI	W	80-50	5-4	5-6	10-10	Palmer-15	Palmer-9	Canty-4	Colleton-11	5,398
Jul 19	@ Orlando	L	78-88	5-4	5-7	10-11	das Neves-19	Ndiaye-6	Brown-4	Sales-20	9,464
Jul 21	HOUSTON	L	74-76(OT)	5-5	5-7	10-12	Palmer-22	Palmer-12	das Neves-4	Cooper-27	10,147
Jul 24	PORTLAND	L	57-61	5-6	5-7	10-13	Tornikidou-12	Palmer-10	Brown-4	Witherspoon-18	4,648
Jul 26	MIAMI	W	78-62	6-6	5-7	11-13	Palmer-17	Farris-10	Canty-4	Flores-10	4,480
Jul 28	@ Cleveland	L	60-80	6-6	5-8	11-14	Palmer-13	Palmer-9	Brown-8	Hall-19	11,041
Jul 29	CHARLOTTE	W	75-72	7-6	5-8	12-14	Palmer-21	Ndiaye-9	Mapp-25		6,735
Jul 31	CLEVELAND	L	65-76	7-7	5-8	12-15	Palmer-16	Ndiaye-11	Canty-6	Darling-17	4,857
Aug 2	Los Angeles	L	81-84	7-8	5-8	12-16	Canty-17	Ndiaye-12	Leslie-7	Page-20	7,848
Aug 4	@ Washington	L	72-96	7-8	5-9	12-17	Ndiaye-19	Ndiaye-7	Canty-4		16,548
Aug 6	@ Orlando	L	63-92	7-8	5-10	12-18	Canty-10	Scott-Richardson-7	das Neves-3	A. Johnson-25	8,479
Aug 7	@ Indiana	W	74-63	7-8	6-10	13-18	Ndiaye-18	Ndiaye-Diatta-6	DeForge-4	Walters-14	12,213
Aug 9	New York	W	66-63	8-8	6-10	14-18	Ndiaye-19	Ndiaye-8	Palmer-4	R. Williams-14	9,124

1999 SEASON IN REVIEW

1999 SHOCK CUMULATIVE STATS

PLAYER	G	GS	MIN	FIELD GOALS			3-POINT FG			FREE THROWS			REBOUNDS		AST	PF	DQ	ST	TO	BLK	PTS	AVG		
				FGM	FGA	PCT	3P	3PA	PCT	FTM	FTA	PCT	OR	DR									REB	
Brondello	32	32	1002	152	347	.438	37	76	.487	83	98	.847	29	37	66	73	81	4	25	75	5	424	13.3	
Azzi	28	19	838	93	181	.514	30	58	.517	86	104	.827	5	56	61	106	103	3	24	56	4	302	10.8	
Palmer (TOT)	31	14	741	104	241	.432	13	46	.283	86	123	.699	50	138	188	42	101	3	9	58	12	307	9.9	
Palmer (DET)	11	10	295	47	100	.470	4	16	.250	42	55	.764	27	78	105	12	44	2	6	26	4	140	12.7	
Canty	26	11	646	76	229	.332	3	17	.176	94	136	.691	35	45	80	38	57	1	26	45	1	249	9.6	
Hiede	21	10	408	67	172	.390	8	24	.333	42	49	.857	24	31	55	25	49	1	22	32	2	184	8.8	
C. Brown	21	21	490	46	146	.315	7	30	.233	45	65	.692	35	78	113	22	45	0	25	35	12	144	6.9	
Whiting	31	20	764	76	200	.380	0	0	---	50	110	.455	66	141	207	49	84	1	40	46	31	202	6.5	
Sporn	18	10	340	44	94	.468	0	1	.000	18	28	.643	26	33	59	27	45	0	15	16	4	106	5.9	
Porter	32	26	694	69	174	.397	17	51	.333	17	27	.630	25	47	72	51	84	2	24	54	8	172	5.4	
Ndiaye	31	1	438	70	160	.438	0	1	.000	24	39	.615	25	74	99	17	51	0	11	32	18	164	5.3	
das Neves	30	0	306	25	95	.263	14	60	.233	12	19	.632	8	15	23	29	32	0	16	23	0	76	2.5	
Scott-Richardson	12	0	88	9	28	.321	0	0	---	7	12	.583	8	12	20	5	21	0	1	8	3	25	2.1	
Scott-Richardson	8	0	52	6	18	.333	0	0	---	4	6	.667	3	9	12	3	14	0	0	5	3	16	2.0	
Guyton (TOT)	11	0	98	4	17	.235	0	0	---	13	16	.813	8	18	26	2	21	0	2	10	2	21	1.9	
Guyton (DET)	11	0	98	4	17	.235	0	0	---	13	16	.813	8	18	26	2	21	0	2	10	2	21	1.9	
Tornikidou	11	0	86	9	23	.391	0	0	---	2	6	.333	3	6	9	8	8	0	1	11	1	20	1.8	
L. Brown	13	0	43	7	16	.438	1	2	.500	4	6	.667	2	7	9	2	10	0	1	6	1	19	1.5	
SHOCK	32			6500	791	.792	.401	121	336	.360	536	764	.702	321	675	996	464	728	14	238	483	96	2239	70.0
OPPONENTS	32			6500	830	.1901	.437	114	338	.337	529	736	.719	293	769	1062	514	723	11	262	532	133	2303	72.0

1999 GAME-BY-GAME RESULTS

DATE	OPPONENT	W/L	TEAM/OPP	HOME	ROAD	TOTAL	HIGH SCORING	HIGH REBOUNDS	HIGH ASSISTS	OPPONENT HIGH SCORING	ATTENDANCE
Jun 12	@ Minnesota	L	51-68	0-0	0-1	0-1	Brondello-15	Whiting-16	Azzi-3 Brondello-3	Edwards-20	12,122
Jun 14	@ Cleveland	W	73-71	0-0	1-1	1-1	Hiede-15 Brondello-15	Whiting-7	Whiting-4	Jones-24	5,895
Jun 17	ORLANDO	W	79-74	1-0	1-1	2-1	Brondello-23	Ndiaye-8	Brondello-7	S. Johnson-22	10,745
Jun 18	@ Washington	W	76-69	1-0	2-1	3-1	Azzi-18	Whiting-7	Whiting-5	McCray-19	13,423
Jun 20	@ New York	L	62-69	1-0	2-2	3-2	Brondello-16	C. Brown-10	Azzi-6	Whitmore-16	11,902
Jun 22	CHARLOTTE	W	75-69	2-0	2-2	4-2	Brondello-19	Ndiaye-9	Azzi-3 Hiede-3	Bullett-13 Staley-13	7,212
Jun 24	HOUSTON	L	65-77	2-1	2-2	4-3	Hiede-17	C. Brown-6 Ndiaye-6	Brondello-2	Cooper-24	7,448
Jun 26	PHOENIX	L	60-66	2-2	2-2	4-4	Canty-16	C. Brown-6	Brondello-3	Gillom-17	7,651
Jun 28	New York	W	91-71	3-2	2-2	5-4	Hiede-17	C. Brown-6 Canty-6	Brondello-5	Johnson-18	7,194
Jul 2	Los Angeles	L	81-91	3-3	2-2	5-5	Brondello-21	C. Brown-10	Brondello-3 Sporn-3	Leslie-18	7,681
Jul 4	SACRAMENTO	L	78-92	3-4	2-2	5-6	C. Brown-18	Whiting-10	C. Brown-4 Hiede-4	Griffith-31	6,827
Jul 6	@ Utah	L	94-104(20T)	3-4	2-3	5-7	Brondello-33	C. Brown-10	Azzi-5	Williams-31	4,692
Jul 10	WASHINGTON	L	78-83(20T)	3-5	2-3	5-8	Brondello-15 Canty-15	Whiting-13	Brondello-4 Azzi-4	Holdsclaw-20	8,358
Jul 12	@ Orlando	W	76-67	3-5	3-3	6-8	Brondello-22	Whiting-15	Azzi-7	Congreaves-14 McWilliams-14	8,487
Jul 16	@ Washington	W	78-68	3-5	4-3	7-8	Brondello-18	Whiting-7 Sporn-7	Azzi-6	McCray-18 Page-18	13,600
Jul 17	CLEVELAND	W	77-61	4-5	4-3	8-8	C. Brown-14	C. Brown-8	Azzi-8	Burras-13	7,632
Jul 21	UTAH	W	86-77	5-5	4-3	9-8	C. Brown-18	Whiting-9	Azzi-6	Dyrek-22	11,253
Jul 23	@ Cleveland	W	69-60	5-5	5-3	10-8	Azzi-20	C. Brown-8	Azzi-8	Nemcova-16	8,106
Jul 25	CHARLOTTE	L	66-78	5-6	5-3	10-9	Hiede-22	Porter-7	Brondello-5	Bullett-20	7,215
Jul 27	@ Houston	L	46-85	5-6	5-4	10-10	Azzi-10	C. Brown-9	Azzi-2	Cooper-20	11,105
Jul 28	@ Charlotte	L	65-84	5-6	5-5	10-11	Brondello-15	Whiting-5	Whiting-5	Stinson-27	6,588
Jul 31	CLEVELAND	L	53-55	5-7	5-5	10-12	Whiting-9	Ndiaye-11	Whiting-4	Burras-10 Melvin-10	6,771
Aug 2	WASHINGTON	L	70-75	5-8	5-5	10-13	Azzi-22	Whiting-10	Azzi-4	Holdsclaw-23	7,029
Aug 4	MINNESOTA	W	59-56	6-8	5-5	11-13	Brondello-21	Whiting-13	Canty-3	Reed-19	8,253
Aug 6	@ Sacramento	L	58-71	6-8	5-6	11-14	Brondello-13	Whiting-12	Azzi-3	Holland-Corn-15 Penicheiro-15	6,893
Aug 9	@ Los Angeles	W	84-59	6-8	6-6	12-14	Canty-18	Palmer-12	Brondello-3 Azzi-3	Milton-16	6,858
Aug 11	@ Phoenix	L	57-68	6-8	6-7	12-15	Porter-14	Palmer-12	Whiting-4	Stapanova-16	11,352
Aug 13	New York	L	56-60	6-9	6-7	12-16	Brondello-15	Palmer-11	Canty-2	Hampton-12 Robinson-12	12,106
Aug 15	@ New York	W	63-57	6-9	7-7	13-16	Palmer-27	Palmer-14	Azzi-5	Weatherspoon-14	15,755
Aug 18	@ Orlando	L	81-93	6-9	7-8	13-17	Azzi-19	Palmer-13	Azzi-5	McWilliams-21	12,039
Aug 20	@ Charlotte	W	58-57	6-9	8-8	14-17	Palmer-20	Palmer-9	Azzi-4 Porter-4	Bullett-14	13,565
Aug 21	ORLANDO	W	74-68	7-9	8-8	15-17	Azzi-27	Palmer-14	Azzi-2 Canty-2 Porter-2	S. Johnson-22	12,378



1999 PLAYOFFS IN REVIEW

1999 SHOCK CUMULATIVE PLAYOFF STATS

PLAYER	G	GS	MIN	FIELD GOALS			3-POINT FG			FREE THROWS			REBOUNDS			AST	PF	DQ	ST	TO	BLK	PTS	AVG
				FGM	FGA	PCT	3P	3PA	PCT	FTM	FTA	PCT	OR	DR	REB								
Palmer	1	1	37	4	11	.367	0	2	.000	2	3	.667	4	5	9	2	3	0	1	1	1	10	10.0
Whiting	1	1	27	2	7	.286	0	0	-	3	5	.600	3	3	6	1	4	0	2	2	1	7	7.0
Porter	1	1	19	2	5	.400	1	3	.333	0	0	-	0	2	2	2	1	0	0	2	1	5	5.0
Azzi	1	1	40	2	13	.154	1	6	.167	0	0	-	0	5	5	3	3	0	0	2	1	5	5.0
Brondello	1	1	29	4	12	.333	1	4	.250	0	0	-	2	1	3	0	2	0	2	1	1	9	9.0
Canty	1	0	21	2	6	.333	0	0	-	2	2	1.00	1	2	3	1	3	0	1	2	0	6	6.0
Ndiaye	1	0	16	4	5	.800	0	0	-	0	0	-	3	3	6	0	2	0	1	3	0	8	8.0
das Neves	1	0	11	1	4	.250	0	2	.000	2	2	1.00	0	2	2	1	0	0	1	0	0	4	4.0
Brown	0	0	0	0	0	-	0	0	-	0	0	-	0	0	0	0	0	0	0	0	0	0	0.0
Guyton	0	0	0	0	0	-	0	0	-	0	0	-	0	0	0	0	0	0	0	0	0	0	0.0
Scott-Richardson	0	0	0	0	0	-	0	0	-	0	0	-	0	0	0	0	0	0	0	0	0	0	0.0
SHOCK	1		200	21	63	.333	3	17	.176	9	12	.750	13	23	36	10	18	0	8	13	5	54	54.0
STING	1		200	22	61	.361	1	9	.111	15	19	.789	12	29	41	16	14	0	10	13	5	60	60.0

1999 PLAYOFF GAME-BY-GAME RESULTS

DATE	OPPONENT	W/L	TEAM/OPP	HOME	ROAD	TOTAL	HIGH SCORING	HIGH REBOUNDS	HIGH ASSISTS	OPPONENT HIGH SCORING	ATTENDANCE
Aug 24	Charlotte	L	54-60	0-1	0-0	0-1	Palmer-10	Palmer-9	Azzi-3	Stinson-16	6,917



1998 SEASON IN REVIEW

1998 SHOCK CUMULATIVE STATS

PLAYER	G	GS	MIN	FIELD GOALS			3-POINT FG			FREE THROWS			REBOUNDS			AST	PF	DQ	ST	TO	BLK	PTS	AVG
				FGM	FGA	PCT	3P	3PA	PCT	FTM	FTA	PCT	OR	DR	REB								
Brondello	30	28	993	157	367	.428	16	44	.364	96	104	.923	18	69	87	98	58	0	38	64	1	426	14.2
Hiede	27	27	912	135	345	.391	29	74	.392	83	103	.806	39	102	141	73	66	0	21	88	1	382	14.1
Brown	30	30	965	126	268	.470	20	61	.328	82	114	.719	70	231	301	53	105	1	51	67	22	354	11.8
Mujanovic	30	30	695	106	204	.520	0	0	---	60	90	.667	54	100	154	29	86	1	9	64	26	272	9.1
Porter	30	24	817	89	260	.342	19	63	.302	48	76	.632	51	67	118	68	88	1	27	52	10	245	8.2
Sporn	30	1	535	60	147	.408	0	0	---	16	34	.471	51	57	108	38	58	0	8	34	12	136	4.5
Woodard	27	8	383	36	93	.387	0	0	---	23	40	.575	31	35	66	22	33	0	22	31	3	95	3.5
Branzova	26	0	204	29	65	.446	0	4	.000	11	20	.550	13	29	42	7	42	0	3	21	4	69	2.7
Blades	29	2	340	20	78	.256	12	50	.240	14	29	.483	5	27	32	41	47	0	12	41	1	66	2.3
Abraham	12	0	44	5	14	.357	0	0	---	8	15	.533	2	5	7	0	8	0	2	5	1	18	1.5
Kausaite	10	0	58	5	20	.250	0	2	.000	4	7	.571	8	3	11	1	4	0	3	3	0	14	1.4
Udoka	3	0	25	1	6	.167	0	0	---	2	4	.500	1	2	3	0	3	0	0	1	0	4	1.3
Hamblin (TOT)	6	0	29	2	8	.250	1	2	.500	1	2	.500	2	5	7	2	4	0	1	7	0	6	1.0
Hamblin (DET)	6	0	29	2	8	.250	1	2	.500	1	2	.500	2	5	7	2	4	0	1	7	0	6	1.0
SHOCK	30		6000	771	1875	.411	97	300	.323	448	638	.702	345	732	1077	432	602	3	197	490	81	2087	69.6
OPPONENTS	30		6000	768	1869	.411	113	375	.301	429	602	.713	282	667	949	445	635	8	249	447	114	2078	69.3

1998 GAME-BY-GAME RESULTS

DATE	OPPONENT	W/L	TEAM/OPP	HOME	ROAD	TOTAL	HIGH SCORING	HIGH REBOUNDS	HIGH ASSISTS	OPPONENT HIGH SCORING	ATTENDANCE
Jun 13	CHARLOTTE	L	69-78	0-1	0-0	0-1	Mujanovic-22	Mujanovic-13	Blades-4	Stinson-16	15,574
Jun 15	CLEVELAND	L	85-96	0-2	0-0	0-2	Hiede-17	Brown-10	Porter-4	Braxton-18	7,102
Jun 18	@ Charlotte	L	67-71	0-2	0-1	0-3	Brondello-14	Brown-7	Blades-4	Mapp-18	5,093
Jun 20	@ Cleveland	L	66-68	0-2	0-2	0-4	Hiede-19	Sporn-8	Brondello-5	Braxton-17	7,876
Jun 21	@ Washington	W	70-57	0-2	1-2	1-4	Hiede-20	Hiede	Brown-6	Brondello-4	14,314
Jun 23	SACRAMENTO	W	61-57	1-2	1-2	2-4	Hiede-18	Brown-12	Hiede-4	Burgess-13	7,258
Jun 25	WASHINGTON	W	79-71	2-2	1-2	3-4	Brondello-19	Brown-7	Brondello-5	McCray-23	7,386
Jun 27	@ Cleveland	W	84-73	2-2	2-2	4-4	Brondello	Brown-10	Brondello	Fijalkowski-25	9,521
Jun 29	CHARLOTTE	W	60-49	3-2	2-2	5-4	Brown	Brown-16	Blades	Congreaves-10	7,287
Jul 1	New York	W	82-65	4-2	2-2	6-4	Brondello-19	Brown-22	Hiede-2	Brondello-7	9,166
Jul 6	@ New York	L	56-59	4-2	2-3	6-5	Brown-12	Brown-12	Brondello-5	Weatherspoon-12	11,276
Jul 8	PHOENIX	L	76-78	4-3	2-3	6-6	Porter-18	Brown-9	Brondello-8	Gillom-24	9,276
Jul 9	@ Houston	L	66-96	4-3	2-4	6-7	Brown-14	Brown-13	Brondello	Perrot-22	9,641
Jul 11	@ Washington	L	53-78	4-3	2-5	6-8	Brondello-10	Brown-10	Hiede-5	McCray-21	17,906
Jul 13	@ Utah	W	74-67	4-3	3-5	7-8	Brondello-23	Hiede-11	Woodard-2	Palmer-19	7,235
Jul 15	@ Phoenix	L	60-73	4-3	3-6	7-9	Hiede-16	Brown, Sporn-9	Brondello-3	Gillom-17	13,002
Jul 17	UTAH	W	79-67	5-3	3-6	8-9	Brondello-18	Brown-15	Brondello-7	Williams-16	8,180
Jul 18	CLEVELAND	W	72-57	6-3	3-6	9-9	Brown, Hiede-16	Hiede-13	Brondello-3	Edwards-13	8,573
Jul 22	WASHINGTON	W	76-61	7-3	3-6	10-9	Porter-19	Brown-12	Brown, Brondello, Hiede-3	Chaconas-10	7,747
Jul 25	Los Angeles	W	69-67	8-3	3-6	11-9	Hiede-20	Brown-14	Hiede-7	Dixon-26	14,181
Jul 26	@ New York	L	62-78	8-3	3-7	11-10	Hiede-14	Hiede-8	Hiede-6	Witherspoon-17	15,114
Jul 31	SACRAMENTO	W	78-77	9-3	3-7	12-10	Brondello-20	Brown-10	Porter-9	Smith-26	10,248
Aug 3	@ Charlotte	L	68-71	9-3	3-8	12-11	Brondello-21	Brown-10	Porter-4	Bullett-19	5,678
Aug 5	Los Angeles	W	73-61	10-3	3-8	13-11	Hiede-20	Brown-10	Brown	Leslie-30	9,872
Aug 7	HOUSTON	L	57-61	10-4	3-8	13-12	Brown-13	Brown-13	Brondello-4	Cooper-34	15,338
Aug 10	@ Utah	W	77-73	10-4	4-8	14-12	Hiede-20	Brown-21	Brown-5	Palmer-20	6,770
Aug 11	@ Sacramento	W	50-41	10-4	5-8	15-12	Brondello-15	Brown-12	Porter-4	Byears-16	5,527
Aug 14	@ Phoenix	L	59-84	10-4	5-9	15-13	Brondello-20	Porter-8	Blades-3	Gillom	14,398
Aug 16	@ Los Angeles	W	77-76	10-4	6-9	16-13	Mujanovic-25	Brown-11	Brondello-5	Pettis-23	9,609
Aug 19	New York	W	82-68	11-4	6-9	17-13	Brondello-24	Woodard-9	Woodard-3	Witherspoon-26	16,246





ALL-TIME TRANSACTIONS

1998

Jan 27 Allocated F Cindy Brown and C Razija Mujanovic.
Feb 18 1998 WNBA Expansion Draft: Drafted G Rhonda Blades (First Round, 2nd Overall), F Tajima Abraham (Second Round, 4th Overall), F Tara Williams (Third Round, 6th Overall), G Lynette Woodard (Fourth Round, 8th Overall).
Apr 29 1998 WNBA Draft: Drafted G Korie Hlede (First Round, 4th Overall), F Rachael Sporn (Second Round 17th Overall), F Gergana Branzova (Third Round 24th Overall), Sandy Brondello (Fourth Round 34th Overall).
May 2 Awarded free agents F Lisa Ostrom, C Shenika Walker, F Mfon Udoka, G DeAngela Minter, G Aneta Kausaite and G Betsy Harris for 1998 Training Camp per WNBA Free Agent Allocations.
Added F Carla Porter to Training Camp Roster.
May 29 Waived F Lisa Ostrom, C Shenika Walker and G Betsy Harris.
Jun 1 Waived F Mfon Udoka and added C Tajima Abraham.
Jun 22 Waived G DeAngela Minter.
Jul 15 Added F Angela Hamblin.
Jul 18

1999

May 4 1999 WNBA Expansion Draft: Did not lose any players.
1999 WNBA Draft: Drafted G Jennifer Azzi (First Round, 5th Overall), C Val Whiting (Second Round, 17th Overall), G Dominique Canty (Third Round, 29th Overall) and F Astou Ndiaye-Diatta (Fourth Round, 41st Overall).
May 6 Awarded free agents F Natasha Anderson, G Laura Baker, F Leslie Brown, G Laurie Byrd, G Claudia Maria das Neves, G Latasha Dorsey, C Oksana Zakaluzhnaya for 1999 Training Camp per WNBA Free Agent Allocations.
May 7 Waived G Angela Hamblin, G Aneta Kausaite and G Lynette Woodard.
May 19 Added G Laurie Byrd to the Roster.
May 27 Waived G Latasha Dorsey and F Natasha Anderson.
May 31 Waived G Laura Baker.
Jun 9 Waived G Tajima Abraham, F Gergana Branzova, C Razija Mujanovic and G Laurie Byrd.
Jul 5 Waived G Elena Tormikidou.
Jul 28 Added F Wanda Guyton.
Jul 28 Traded F Cindy Brown and G Korie Hlede to Utah for F Wendy Palmer and F Olympia Scott-Richardson.
Dec 15 2000 WNBA Expansion Draft: G Sandy Brondello (Second Round, 8th Overall) and F Leslie Brown (Fifth Round, 19th Overall) selected by the expansion Miami Sol.

2000

Apr 24 Traded for 3rd Overall (G Edwina Brown) and 8th Overall (G Tamicha Jackson) selections from the Utah Starzz in exchange for G Jennifer Azzi and the 12th Overall pick (Naomi Multiauapele) in the first round of the 2000 WNBA Draft.
Apr 25 2000 WNBA Draft: Drafted G Edwina Brown (First Round, 3rd Overall), G Tamicha Jackson (First Round, 8th Overall), G Madinah Slaise (Second Round, 28th Overall), G/F Chavonne Hammond (Third Round, 44th Overall) and G Cal Bouchard (Fourth Round, 60th Overall).
May 1 Awarded Free Agents G/F Anna DeForge, F/C Barbara Farris, G Isatu Milton, F Vicky Picott, F/C Darla Simpson, F Elena Tormikidou, for 2000 Training Camp per WNBA Free Agent Allocations.
May 5 Added G Laurie Byrd to 2000 Training Camp roster.
May 7 Added F Joy Holmes to 2000 Training Camp roster and waived Vicky Picott.
May 9 Added G Nicole Andres to 2000 Training Camp roster and waived G Isatu Milton.
May 21 Waived G Nicole Andres, F Wanda Guyton, F Chavonne Hammond, C Darla Simpson and G Laurie Byrd.
Jul 24 Waived G Madinah Slaise.
Sept 20 Greg Williams named head coach/director of player personnel.
Oct 23 Steve Smith promoted to lead assistant coach.
Oct 26 Tom Cross promoted to assistant coach/director of scouting.
Nov 20 Peggy Stapleton hired as assistant coach.

2001

Apr 20 2001 WNBA Draft: Drafted G/F Deanna Nolan (First Round, 6th Overall), G Jae Kingi (Second Round 22nd Overall), G/F Svetlana Volnaya (Third Round, 38th Overall) and F Kelly Santos (Fourth Round, 54th Overall).
Apr 20 Traded for the Minnesota Lynx's second round pick of the 2002 WNBA Draft in exchange for C Val Whiting.
Apr 23 Traded for G Jennifer Rizzotti from the Houston Comets in exchange for G Anna DeForge.
Apr 27 Awarded C Kacy Moffitt per WNBA 2001 free-agent allocation.
May 11 Waived C Kacy Moffitt.
May 11 Traded for Portland Fire's 2002 WNBA Draft second round pick in exchange for G Tamicha Jackson.
May 17 Waived G Cal Bouchard and G/F Svetlana Volnaya.
May 27 Traded for Cleveland Rockers 2002 WNBA Draft third round pick in exchange for G Jennifer Rizzotti.
May 27 Traded for Indiana Fever's 2002 WNBA Draft second round pick in exchange for F/C Olympia Scott-Richardson and the Shock's 2002 WNBA Draft third round pick.
May 27 Waived F Joy Holmes.

2002

Feb 7 Shock Head Coach Greg Williams names Frank Schneider lead assistant coach...
Apr 19 2002 WNBA Draft: F Swin Cash (First Round, 2nd Overall), G/F Lenae Williams (Second Round 18th Overall), F Ayana Walker (Second Round, 20th Overall), C Jill Chapman (Second Round, 21st Overall), G Kathy Wambe (Second Round 22nd Overall), G/F Ericka Haney (Third Round 47th Overall).
Apr 24 Waived F Rachael Sporn.
Apr 29 Awarded Free Agents F Mandi Carver, C Jamie Cassidy, G/F Abby Garcheck Jaramillo, G Begona Garcia, G Jhudy Gonzalez, G Carol Smith, G Nikki Thompkins and G Amy Wright for 2002 Training Camp per WNBA Free Agent Allocations.
May 3 Traded G Claudia Maria das Neves to Phoenix for a 2003 fourth round draft pick.
May 7 Waived G Abby Garcheck Jaramillo, G Carol Smith and G Nikki Thompkins.
May 9 Waived G Amy Wright and C Jamie Cassidy.

ALL-TIME TRANSACTIONS

May 10 Traded 2003 fourth round draft pick to Sacramento for G Stacy Clinesmith and picked up G Sharron Francis.
May 14 Waived F Mandi Carver, G Sharron Francis and G Jhudy Gonzalez.
May 23 Waived G Ericka Haney and G Stacy Clinesmith.
Jun 19 Relieved Head Coach Greg Williams of his duties and hired Bill Laimbeer as Head Coach/Director of Player Personnel.
Jun 21 Waived C Oksana Zakaluzhnaya.
Jun 27 Picked up G Stacy Clinesmith and waived G Begona Garcia.
Jul 7 Traded F Wendy Palmer and a 2003 second round draft pick to Orlando for G Elaine Powell and a 2003 first round draft pick.
Oct 17 Hired assistant coaches Laurie Byrd and Pamela McGee to replace Frank Schneider and Tom Cross.

2003

Apr 24 Drafted C Ruth Riley first overall in the 2003 WNBA Dispersal Draft.
Apr 25 2003 WNBA Draft: F/C Cheryl Ford (First Round, 3rd Overall), G Kara Lawson (First Round, 5th Overall), F Syreeta Bromfield (Third Round, 28th Overall).
Apr 27 Traded G Dominique Canty to Houston for G Allison Curtin.
Apr 28 Traded G Edwina Brown and G Lenae Williams to Phoenix for G Telisha Quarles and C Petra Ujhelyi.
Apr 29 Traded G Kara Lawson to Sacramento for G Kedra Holland-Corn.
May 2 Signed free agent G Korie Hlede.
May 8 Released G Bryn Britton and F/C Katherine Hanks.
May 10 Released G Korie Hlede, G Krista Ragan-Binham and F Ekuah Ramsey.
May 12 Released G Telisha Quarles and F Rhonda Price.
May 13 Hired Korie Hlede as assistant coach.
May 19 Traded 2004 Third round draft pick to Minnesota for G Tamara Moore.
May 21 Released F Syreeta Bromfield, F Kelly Santos and G Kathy Wambe, and announced the retirement of G Niesa Johnson.
May 23 Signed G Sheila Lambert and released G Stacy Clinesmith.
May 25 Placed G Allison Curtin (partially torn right ACL) and F/C Astou Ndiaye-Diatta (recovering from giving birth to triplets) on the injured list.
Jul 27 Activated F/C Astou Ndiaye-Diatta and placed F/C Petra Ujhelyi (low back strain/muscle spasms) on the injured list.
Jul 31 Traded G Tamara Moore to Phoenix for F Stacey Thomas.
Aug 25 Placed F/C Cheryl Ford on the injured list (low back strain) and activated F/C Petra Ujhelyi.

2004

Jan 6 Selected G Jennifer Rizzotti in 2004 WNBA dispersal draft.
Feb 11 Traded G Kedra Holland-Corn and 2nd round draft pick to Houston for 2004 11th overall draft pick and 32nd overall draft pick.
Feb 11 Signed free-agent G Merlikia Jones
Mar 3 Signed C Ruth Riley, G Deanna Nolan, and G Elaine Powell to long-term deals.
Mar 22 Signed free-agent G Isabel Sanchez.
Apr 7 Signed G Jae Cross and F Stacey Thomas.
Apr 17 2004 WNBA Draft: F/C Iciss Tillis (First Round, 11th overall), F Shereka Wright (First Round, 13th overall), G Erika Valek (Second Round, 23rd overall), C Jennifer Smith (Second Round, 32nd overall)/Traded F Shereka Wright, G Sheila Lambert, and G Erika Valek to Phoenix for G Chandi Jones.
Apr 23 Waived C Petra Ujhelyi.
May 11 Waived C Jennifer Smith
May 13 Signed C Stacy Stephens
May 17 Released G Allison Curtin, F Stacy Thomas, and G Isabel Sanchez, and placed F Ayana Walker on injured list.
Jun 1 Activated F Ayana Walker and placed C Stacy Stephens on the injured list.
Jun 15 Placed F Barb Farris on injured list (separated left shoulder) and activated C Stacy Stephens.
Jul 2 Re-signed guard G Isabel Sanchez, placed G Elaine Powell on injured list (torn plantar fascia in her right foot).
Jul 4 Released C Stacy Stephens and G Jae Cross
Jul 5 Signed rookie free-agent F Amisha Carter to seven-day contract.
Jul 10 Activated F Barb Farris
Jul 14 Signed F Amisha Carter to second seven-day contract.
Jul 14 Activated G Elaine Powell and placed F Ayana Walker on the injured list.
Jul 21 Activated F Ayana Walker, signed F Amisha Carter for remainder of season and placed Carter on injured list.
Sept 13 Re-signed F Stacey Thomas and placed F Swin Cash (torn ACL in left knee) on injured list.

2005

Jan 26 Hired new assistant coach Rick Mahorn to replace Korie Hlede.
Feb 9 Signed C Irina Osipova.
Apr 13 Signed G Niele Ivey
Apr 16 2005 WNBA Draft: C Kara Braxton (First Round, 7th overall), F Dionnah Jackson (First Round, 13th overall), F Nikita Bell (Second Round, 20th overall), and F Jenni Lingor (Third Round, 33rd overall).
Apr 22 Signed F Eafon Hill
May 9 Signed G Andrea Stinson
May 10 Released F Jenni Lingor and F Eafon Hill
May 17 Released F Nikita Bell
May 19 Placed F Swin Cash on injured list (Torn left ACL), released F Dionnah Jackson and suspended C Irina Osipova
Jun 29 Traded G Andrea Stinson and 2006 2nd round draft pick to Phoenix in exchange for F Plenette Pierson
Jul 3 Re-sign G Andrea Stinson and waived F Ayana Walker
Jul 5 Activated F Swin Cash and placed F Stacey Thomas on injured list.
Jul 10 Signed G Sheila Lambert and waived G Niele Ivey.
Jul 17 Signed G Shiela Lamber for remainder of 2005 season.
Jul 28 Traded G Chandi Jones, F Stacey Thomas and 2006 1st round draft pick to Minnesota in exchange for G Katie Smith and 2006 2nd round draft pick.
Nov 16 2005 WNBA Expansion Draft: G Elaine Powell selected by the expansion Chicago Sky.





ALL-TIME TRANSACTIONS

2006

Jan 12 Assistant Coach Laurie Byrd resigns.
Feb 1 Signed G Kedra Holland-Corn
Feb 9 Hired assistant coach Cheryl Reeve
Apr 5 2006 WNBA Draft: F Ambrosia Anderson (First Round, 17th overall), C Zane Teilane (Third Round, 35th overall)
Traded Anderson and 2nd Rd. pick in 2007 for F Jackie Batteast and 3rd Rd. pick in 2007 from Minnesota
Traded two 2007 third round draft picks to Phoenix in exchange for G Angelina Williams
May 18 Signed G Sabrina Palie
Jun 30 Waived C Irina Osipova
Jul 25 Signed G Elaine Powell

2007

Feb 22 Traded C Ruth Riley to San Antonio in exchange for C Katie Feenstra and the option to switch first-round draft picks in 2008
Mar 6 Signed free agent G Shannon Johnson
Apr 4 2007 WNBA Draft: G Ivory Latta (First Round, 11th overall)
Apr 5 Waived G Angelina Williams and G Dionnah Jackson
Kedra Holland-Corn announces her retirement from the WNBA
Apr 27 Signed free agent G Amy Sanders
May 19 Waived F Jacqueline Batteast
Jul 2 Waived G Amy Sanders
Jul 5 Signed F Iciss Tillis
Aug 9 Signed C Tausha Mills to a seven-day contract
Aug 16 Signed F Ayana Walker
Aug 18 Re-signed C Tausha Mills and signed Tyresa Smith for remainder of 2007 season

2008

Feb 6 2008 WNBA Expansion Draft: C Katie Feenstra selected by the expansion Atlanta Dream
Traded G Ivory Latta to Atlanta in exchange for F LaToya Thomas and the 18th pick in the 2008 WNBA Draft
Feb 19 Traded F Swin Cash to Seattle in exchange for the fourth pick in the 2008 WNBA Draft
Apr 9 2008 WNBA Draft: G Alexis Hornbuckle (First Round, 4th overall), F Tasha Humphrey (First Round, 11th overall), C Olayinka Sanni (Second Round, 18th overall), G Natasha Lacy (Second Round, 28th overall), C Valeriya Berezhyńska (Third Round, 42nd overall)
Apr 16 Signed F Chakhia Cole to a training camp contract
Apr 17 Signed G Samantha Mahoney to a training camp contract
Apr 18 Waived G Nina Norman
Apr 26 Waived F Chakhia Cole, G/F Fantasia Goodwin and G Samantha Mahoney
May 5 Waived F Tyresa Smith, G Natasha Lacy and C Valeriya Berezhyńska
May 15 Waived F/C Michelle Campbell and G Wanisha Smith
May 26 Waived G Chrissy Givens
May 28 Signed G Wanisha Smith
Jun 18 Waived G Wanisha Smith and signed G Chrissy Givens
Jun 22 Traded F LaToya Thomas to Minnesota in exchange for G Eshaya Murphy
Jun 27 Waived G Chrissy Givens
Jul 11 Signed F/C Stacey Lovelace
Jul 24 Signed G Nancy Lieberman to a seven-day contract
Jul 26 Signed C Kelly Schumacher
Aug 6 Waived F/C Stacey Lovelace
Aug 12 Traded G Eshaya Murphy, C Tasha Humphrey and a 2009 2nd round draft pick to Washington in exchange for F/C Taj McWilliams-Franklin
Aug 19 Signed G Ashley Shields to a seven-day contract (effective 8/28) and extended F/C Taj McWilliams-Franklin's contract through 2009
Sept 5 Signed G Ashley Shields for the remainder of the season
Nov 20 Re-signed Head Coach Bill Laimbeer to a two-year contract

2009

Jan 9 Matched Los Angeles' offer sheet to restricted free-agent C Kara Braxton
Jan 29 Signed G Ashley Shields
Apr 9 Traded G Ashley Shields to the Atlanta Dream in exchange for the 18th overall pick in the 2009 WNBA Draft
Apr 9 2009 WNBA Draft: G Shavonte Zellous (First Round, 11th overall), C Britany Miller (Second Round, 18th overall), G Tanae Davis-Cain (Third Round, 37th overall)
Apr 16 Signed G Tiera DeLaHoussaye to a training camp contract
Apr 22 Signed G Kristin Haynie
Nov 20 Scholanda Robinson was picked seventh overall during the Sacramento Monarch's Dispersal Draft

2010

Mar 10 Marion Jones signed as a free agent
Apr 7 2010 WNBA Draft: Amanda Thompson (Second Round, 19th overall), Vivian Frieson (Third Round, 31st overall) // Chante Black and Amber Holt were acquired in a 2010 Draft day deal where the Shock sent the seventh overall pick in 2010 and a second round pick in 2011 to the Connecticut Sun
Apr 14 Shanna Crossley acquired from the San Antonio Silver Stars in exchange for Crystal Kelly
Apr 22 Natasha Lacy signed as a free agent
Apr 28 Christi Thomas signed as a free agent

ALL-TIME TRADE HISTORY

1999

Jul 30 Traded F Cindy Brown and G Korie Hledet to Utah for F Wendy Palmer and F Olympia Scott-Richardson

2000

Apr 24 Traded G Jennifer Azzi and the team's first round pick (No. 12 Overall – Naomi Multiauopele) in the 2000 WNBA Draft to the Utah Starzz in exchange for Utah's two first round picks (Nos. 3 and 8 Overall – Edwina Brown, Tamicha Jackson) in the 2000 WNBA Draft.

2001

Apr 20 Traded C Val Whiting to the Minnesota Lynx in exchange for Minnesota's second round pick (No. 22 Overall – Kathy Wambe) in the 2002 WNBA Draft.
Apr 24 Traded G Anna DeForge to the Houston Comets in exchange for G Jennifer Rizzotti.
May 13 Traded G Tamicha Jackson to the Portland Fire in exchange for Portland's second round pick (No. 21 Overall – Jill Chapman) in the 2002 WNBA Draft.
May 27 Traded G Jennifer Rizzotti to the Cleveland Rockers in exchange for Cleveland's third round pick (No. 47 Overall – Ericka Haney) in the 2002 WNBA Draft, and traded F/C Olympia Scott-Richardson along with the team's third round pick (No. 34 Overall – Kelly Komara) in the 2002 WNBA Draft to the Indiana Fever in exchange for Indiana's second round pick (No. 20 Overall – Ayana Walker) in the 2002 WNBA Draft.

2002

May 3 Traded G Claudia Maria das Neves to the Phoenix Mercury in exchange for Phoenix's fourth round pick * in the 2003 WNBA Draft.
May 11 Traded the team's fourth round pick * in the 2003 WNBA Draft to the Sacramento Monarchs in exchange for G Stacy Clinesmith.
Jul 7 Traded F Wendy Palmer and the team's second round pick (No. 13 Overall – Courtney Coleman) in the 2003 WNBA Draft to the Orlando Miracle in exchange for G Elaine Powell and the Miracle's first round pick (No. 5 Overall – Kara Lawson) in the 2003 WNBA Draft.

2003

Apr 27 Traded G Dominique Canty to the Houston Comets in exchange for G Allison Curtin.
Apr 28 Traded G Edwina Brown and G Lenae Williams to the Phoenix Mercury in exchange for G Telisha Quarles and C Petra Ujhelyi.
Apr 29 Traded G Kara Lawson to the Sacramento Monarchs in exchange for G Kedra Holland-Corn.
May 19 Traded the team's third round pick (No. 38 Overall – Kate Bulger) in the 2004 WNBA Draft to the Minnesota Lynx in exchange for G Tamara Moore.
Jul 31 Traded G Tamara Moore to the Phoenix Mercury in exchange for G Stacey Thomas.

2004

Feb 11 Traded G Kedra Holland-Corn and the team's second round pick (No. 26 Overall – Lindsay Taylor) in the 2004 WNBA Draft to the Houston Comets in exchange for Houston's first round pick (No. 11 Overall – Iciss Tillis) and third round pick (No. 32 Overall – Jennifer Smith) in the 2004 WNBA Draft.
Apr 17 Traded F Shereka Wright, G Sheila Lambert, and G Erika Valek to the Phoenix Mercury in exchange for G Chandi Jones.

2005

Apr 14 Traded C Iciss Tillis to the Washington Mystics in exchange for Washington's first round pick (No. 13 Overall – Dionnah Jackson) in the 2005 WNBA Draft.
Jun 29 Traded G Andrea Stinson and the team's second round draft pick (No. 21 Overall – Mistie Williams) in the 2006 WNBA Draft to the Phoenix Mercury in exchange for F Plenette Pierson.
Jul 30 Traded G Chandi Jones, G Stacey Thomas and the team's first round pick (No. 7 Overall – Shona Thorburn) in the 2006 WNBA Draft to the Minnesota Lynx in exchange for Katie Smith and Minnesota's second round pick (No. 17 Overall – Ambrosia Anderson) in the 2006 WNBA Draft.

2006

Apr 5 Traded F Ambrosia Anderson and the team's second round pick (No. 24 Overall – Kathrin Röss) in 2007 WNBA Draft to the Minnesota Lynx in exchange for G Jacqueline Batteast and Minnesota's third round pick (No. 28 Overall – Leah Rush) in the 2007 WNBA Draft.
May 18 Traded the team's two third round draft picks (Nos. 28 and 37 – Leah Rush & Emily Westerberg) to the Phoenix Mercury in exchange for G Angelina Williams.

2007

Feb 22 Traded C Ruth Riley to the San Antonio Silver Stars in exchange for C Katie Feenstra and the option to switch first round picks in the 2008 WNBA Draft.

2008

Feb 6 Traded G Ivory Latta to Atlanta in exchange for F LaToya Thomas and the 18th pick in the 2008 WNBA Draft
Feb 19 Traded F Swin Cash to Seattle in exchange for the fourth pick in the 2008 WNBA Draft
Jun 22 Traded F LaToya Thomas to Minnesota in exchange for G Eshaya Murphy.
Aug 12 Traded Eshaya Murphy, Tasha Humphrey and a 2009 2nd round draft pick in exchange for C Taj McWilliams-Franklin

2009

Apr 9 Traded G Ashley Shields to Atlanta in exchange for the 18th pick in the 2009 WNBA Draft

2010

Apr 7 Traded 2010 first round pick (#7) and 2011 second round pick to Connecticut in exchange for Chante Black and Amber Holt
Apr 14 Traded Crystal Kelly to San Antonio in exchange for Shanna Crossley

* The WNBA reduced the number of rounds in the 2003 WNBA Draft to three rendering all fourth round picks obsolete.





ALL-TIME DRAFT HISTORY

2010 WNBA DRAFT

Amanda Thompson, Oklahoma (2nd Rd., 19th overall)
Vivian Frieson, Gonzaga (3rd Rd., 31st overall)

2009 WNBA DISPERSAL DRAFT

Shalonda Robinson, Sacramento Monarchs (7th overall)

2009 WNBA DRAFT

Shavonte Zellous, Pittsburgh (1st Rd., 11th overall)
Britany Miller, Florida State (2nd Rd., 18th overall)
Tanae Davis-Cain, Florida State (3rd Rd., 37th overall)

2008 WNBA DRAFT

Alexis Hornbuckle (1st Rd., 4th overall)
Tasha Humphrey (1st Rd., 11th overall),
Olayinka Sanni (2nd Rd., 18th overall),
Natasha Lacy (2nd Rd., 28th overall),
Valeriya Berezhynska (3rd Rd., 42nd overall)

2007 WNBA DRAFT

Ivory Latta, North Carolina (1st Rd., 11th overall)

2006 WNBA DRAFT

Ambrosia Anderson, BYU (2nd Rd., 17th overall)
Zane Teilane, Western Illinois (3rd Rd., 35th overall)

2005 WNBA DRAFT

Kara Braxton (1st Rd., 7th overall)
Dionnah Jackson (1st Rd. 13th overall)
Nikita Bell (2nd Rd., 20th overall)
Jenni Lingo (3rd Rd., 33rd overall)



2004 WNBA DRAFT

Issis Tillis, Duke (1st Rd., 11th overall)
Shereka Wright, Purdue (1st Rd., 13th overall)
Erika Valek, Purdue (2nd Rd., 23rd overall)
Jennifer Smith, Michigan (3rd Rd., 32nd overall)

2004 WNBA DISPERSAL DRAFT

Jennifer Rizzotti, Cleveland Rockers (1st Rd., 13th overall)

2003 WNBA DRAFT

Cheryl Ford, Louisiana Tech (1st Rd., 3rd overall)
Kara Lawson, Tennessee (1st Rd., 5th overall)
Syreeta Bromfield, Michigan State (3rd Rd., 28th overall)

2003 WNBA DISPERSAL DRAFT

Ruth Riley, Miami Sol (1st overall)

2002 WNBA DRAFT

Swin Cash, Connecticut (1st Rd., 2nd overall)
Lenae Williams, DePaul (2nd Rd., 18th overall)
Ayana Walker, Louisiana Tech (2nd Rd., 20th overall)
Jill Chapman, Indiana (2nd Rd., 21st overall)
Kathy Wambe, Belgium (2nd Rd., 22nd overall)
Ericka Haney, Notre Dame (3rd Rd., 47th overall)

2001 WNBA DRAFT

Deanna Nolan, Georgia (1st Rd., 6th overall)
Jae Kingi, Australia (2nd Rd., 22nd overall)
Svetlana Volnaya, Virginia (3rd Rd., 38th overall)
Kelly Santos, Brazil (4th Rd., 54th overall)

2000 WNBA DRAFT

Edwina Brown, Texas (1st Rd., 3rd overall)
Tamicha Jackson, Louisiana Tech (1st Rd., 8th overall)
Chevonne Hammond, Vanderbilt (3rd Rd., 44th overall)
Cal Bouchard, Boston College (4th Rd., 60th overall)

1999 WNBA DRAFT

Jennifer Azzi, Stanford (1st Rd., 5th overall)
Val Whiting, Stanford (2nd Rd., 17th overall)
Dominique Canty, Alabama (3rd Rd., 29th overall)
Astou Ndiaye-Diatta, Southern Nazarene (4th Rd., 41st overall)

1998 WNBA DRAFT


Korie Hlede, Duquesne (1st Rd., 4th overall)
Rachael Sporn, Underdale Adelaide (2nd Rd., 14th overall)
Gergana Branzova, Florida International (3rd Rd., 24th overall)
Sandy Brondello, Western Sydney (4th Rd., 34th overall)

1998 WNBA EXPANSION DRAFT

Rhonda Blades, New York Liberty (1st Rd., 1st overall)
Tajama Abraham, Sacramento Monarchs (2nd Rd., 3rd overall)
Tara Williams, Phoenix Mercury (3rd Rd., 5th overall)
Lynette Woodard, Cleveland Rockers (4th Rd., 7th overall)

ALL-TIME COACHING HISTORY

YEAR	HEAD COACH	REGULAR SEASON						POSTSEASON	
		TOTAL		HOME		AWAY		W-L	PCT
		W-L	PCT	W-L	PCT	W-L	PCT		
1998	Nancy Lieberman-Cline	17-13	.567	11-4	.733	6-9	.400	----	
1999	Nancy Lieberman-Cline	15-17	.469	7-9	.438	8-8	.500	0-1	.000
2000	Nancy Lieberman-Cline	14-18	.438	8-8	.500	6-10	.375	----	
2001	Greg Williams	10-22	.313	6-10	.375	4-12	.250	----	
2002	Greg Williams	0-10	.000	0-2	.000	0-8	.000	----	
	Bill Laimbeer	9-13	.429	7-9	.438	2-4	.333	----	
2003	Bill Laimbeer	25-9	.735	13-4	.765	12-5	.706	6-2	.750
2004	Bill Laimbeer	17-17	.500	8-9	.471	9-8	.529	1-2	.333
2005	Bill Laimbeer	16-18	.470	12-5	.706	4-13	.235	0-2	.000
2006	Bill Laimbeer	23-11	.676	14-3	.824	9-8	.529	7-3	.700
2007	Bill Laimbeer	24-10	.706	12-5	.706	12-5	.706	6-5	.545
2008	Bill Laimbeer	22-12	.647	14-3	.827	8-9	.471	7-2	.777
2009	Bill Laimbeer	18-16	.529	11-6	.647	7-10	.412	2-3	.400
TOTALS	Nancy Lieberman-Cline	46-48	.489	26-21	.553	20-27	.426	0-1	.000
	Greg Williams	10-32	.238	6-12	.333	4-20	.167	----	
	Bill Laimbeer	136-90	.602	80-38	.678	56-52	.519	27-16	.628
	Totals	210-186	.530	123-77	.615	87-109	.444	29-20	.592





ALL-TIME ROSTER

40-Tajama Abraham (George Washington) Pos: C Ht: 6'2" Wt: 190 DOB: 9/27/75

	G	GS	MIN	FGM	FGA	PCT	3P	3PA	PCT	FTM	FTA	PCT	OR	DR	REB	AS	PF	ST	TO	BLK	PTS
1998	12	0	44	5	14	.357	0	0	-----	8	15	.533	2	5	7	0	8	2	5	1	18
Shock Totals	12	0	44	5	14	.357	0	0	-----	8	15	.533	2	5	7	0	8	2	5	1	18
WNBA Totals	42	5	466	53	140	.379	0	0	-----	34	53	.642	34	40	74	13	78	14	54	13	140

8-Jennifer Azzi (Stanford) Pos: G Ht: 5'8" Wt: 140 DOB: 8/31/68

	G	GS	MIN	FGM	FGA	PCT	3P	3PA	PCT	FTM	FTA	PCT	OR	DR	REB	AS	PF	ST	TO	BLK	PTS
1999	28	19	838	93	181	.514	30	58	.517	86	104	.827	5	56	61	106	103	24	56	4	302
Shock Totals	28	19	838	93	181	.514	30	58	.517	86	104	.827	5	56	61	106	103	24	56	4	302
WNBA Totals	141	132	4889	391	878	.445	158	345	.458	348	412	.845	45	315	360	638	435	112	281	42	1288

21-Jacqueline Batteast (Notre Dame) Pos: F Ht: 6'1" Wt: 163 DOB: 3/26/83

	G	GS	MIN	FGM	FGA	PCT	3P	3PA	PCT	FTM	FTA	PCT	OR	DR	REB	AS	PF	ST	TO	BLK	PTS
2006	26	1	178	15	54	.278	2	14	.143	4	7	.571	13	12	25	7	21	2	4	3	36
Shock Totals	26	1	178	15	54	.278	2	14	.143	4	7	.571	13	12	25	7	21	2	4	3	36
WNBA Totals	34	1	224	15	60	.250	2	14	.143	4	7	.571	13	17	30	10	25	2	7	4	36

10-Rhonda Blades (Vanderbilt) Pos: G Ht: 5'7" Wt: 138 DOB: 10/29/72

	G	GS	MIN	FGM	FGA	PCT	3P	3PA	PCT	FTM	FTA	PCT	OR	DR	REB	AS	PF	ST	TO	BLK	PTS
1998	29	2	340	20	78	.256	12	50	.240	14	29	.483	5	27	32	41	47	12	41	1	66
Shock Totals	29	2	340	20	78	.256	12	50	.250	14	29	.483	5	27	32	41	47	12	41	1	66
WNBA Totals	57	2	630	45	148	.304	29	104	.279	27	49	.551	11	42	53	61	102	26	80	2	146

11-Carla Boyd (Australia) Pos: F Ht: 6'1" Wt: 172 DOB: 10/31/75

	G	GS	MIN	FGM	FGA	PCT	3P	3PA	PCT	FTM	FTA	PCT	OR	DR	REB	AS	PF	ST	TO	BLK	PTS
1998	30	24	817	89	260	.342	19	63	.302	48	76	.632	51	67	118	68	88	27	52	10	245
1999	32	26	694	69	174	.397	17	51	.333	17	27	.630	25	47	72	51	84	24	54	8	172
2001	21	0	230	23	67	.343	11	36	.306	18	20	.900	10	16	26	14	32	11	16	2	75
WNBA Totals	83	50	1741	181	501	.361	47	150	.313	83	123	.675	86	130	216	133	204	62	122	20	492

34-Gergana Branzova (Florida International) Pos: F Ht: 6'4" Wt: 175 DOB: 7/25/76

	G	GS	MIN	FGM	FGA	PCT	3P	3PA	PCT	FTM	FTA	PCT	OR	DR	REB	AS	PF	ST	TO	BLK	PTS
1998	26	0	204	29	65	.446	0	4	.000	11	20	.550	13	29	42	7	42	3	21	4	69
WNBA Totals	26	0	204	29	65	.446	0	4	.000	11	20	.550	13	29	42	7	42	3	21	4	69

45-Kara Braxton (Georgia) Pos: C Ht: 6'6" Wt: 190 DOB: 2/18/83

	G	GS	MIN	FGM	FGA	PCT	3P	3PA	PCT	FTM	FTA	PCT	OR	DR	REB	AS	PF	ST	TO	BLK	PTS
2005	33	2	455	97	210	.462	0	1	.000	33	60	.550	42	58	100	14	78	18	52	13	227
2006	34	1	359	58	143	.406	0	2	.000	30	48	.625	42	75	117	26	83	11	53	11	146
2007	31	20	545	84	188	.447	0	0	.000	39	58	.672	54	112	166	16	91	14	62	16	207
2008	33	10	590	107	258	.415	0	2	.000	81	109	.743	48	120	168	27	84	14	54	24	295
2009	28	2	504	106	201	.527	0	0	.000	40	62	.645	66	101	167	41	79	19	51	18	252
Career	159	35	2,455	452	1,000	.452	0	5	.000	223	337	.662	252	466	718	124	415	76	272	82	1,127

6-Sandy Brondello (Western Sydney) Pos: G Ht: 5'7" Wt: 136 DOB: 8/20/68

	G	GS	MIN	FGM	FGA	PCT	3P	3PA	PCT	FTM	FTA	PCT	OR	DR	REB	AS	PF	ST	TO	BLK	PTS
1998	30	28	993	157	367	.428	16	44	.364	96	104	.923	18	69	87	98	58	38	64	1	426
1999	32	32	1002	152	347	.438	37	76	.487	83	98	.847	29	37	66	73	81	25	75	5	424
Shock Totals	62	60	1995	309	714	.433	53	120	.442	179	202	.886	47	106	153	171	139	63	139	6	850
WNBA Totals	155	146	4583	665	1606	.414	114	278	.410	316	370	.854	83	217	300	349	298	148	252	16	1760

14-Cindy Brown (Long Beach State) Pos: F Ht: 6'2" Wt: 183 DOB: 3/16/65

	G	GS	MIN	FGM	FGA	PCT	3P	3PA	PCT	FTM	FTA	PCT	OR	DR	REB	AS	PF	ST	TO	BLK	PTS
1998	30	30	965	126	268	.470	20	61	.329	82	114	.719	70	231	301	53	105	51	67	22	354
1999	21	21	490	46	146	.315	7	30	.233	45	65	.692	35	78	113	22	45	25	35	12	144
Shock Totals	51	51	1455	172	414	.415	27	91	.297	127	179	.710	105	309	414	75	150	76	102	34	498
WNBA Totals	60	51	1611	183	446	.410	28	101	.277	138	195	.708	119	328	447	85	166	85	114	36	532

ALL-TIME ROSTER

24-Edwina Brown (Texas) Pos: G/F Ht: 5'9" Wt: 163 DOB: 7/1/78

	G	GS	MIN	FGM	FGA	PCT	3P	3PA	PCT	FTM	FTA	PCT	OR	DR	REB	AS	PF	ST	TO	BLK	PTS
2000	32	7	619	60	168	.357	1	4	.250	67	80	.838	36	52	88	72	77	24	68	5	188
2001	32	14	800	85	232	.366	20	53	.377	47	60	.783	31	70	101	87	83	33	68	7	237
2002	28	7	549	43	131	.328	6	12	.500	23	32	.719	29	53	82	58	73	25	60	7	115
Shock Totals	92	28	1968	188	531	.354	27	69	.391	137	172	.797	96	175	271	217	233	82	196	19	540
WNBA Totals	130	34	2520	230	688	.334	27	72	.375	175	218	.803	126	220	346	280	279	113	245	26	662

20-Lesley Brown (Virginia) Pos: F Ht: 6'0" Wt: 165 DOB: 6/3/77

	G	GS	MIN	FGM	FGA	PCT	3P	3PA	PCT	FTM	FTA	PCT	OR	DR	REB	AS	PF	ST	TO	BLK	PTS
1999	13	0	43	7	16	.438	1	2	.500	4	6	.667	2	7	9	2	10	1	6	1	19
WNBA Totals	13	0	43	7	16	.438	1	2	.500	4	6	.667	2	7	9	2	10	1	6	1	19

10-Dominique Canty (Alabama) Pos: G/F Ht: 5'10" Wt: 155 DOB: 3/2/77


	G	GS	MIN	FGM	FGA	PCT	3P	3PA	PCT	FTM	FTA	PCT	OR	DR	REB	AS	PF	ST	TO	BLK	PTS
1999	26	11	646	76	229	.332	3	17	.176	94	136	.691	35	45	80	38	57	26	45	1	249
2000	28	27	784	83	203	.409	0	5	.000	91	131	.695	31	39	70	82	64	49	51	5	257
2001	32	18	625	70	193	.363	1	5	.200	56	74	.757	45	38	83	70	69	31	55	1	197
2002	28	12	625	52	154	.338	1	5	.200	55	76	.724	24	45	69	83	59	21	56	4	160
Shock Totals	114	68	2680	281	779	.361	5	32	.156	296	417	.710	135	167	302	273	249	127	207	11	863
WNBA Totals	284	186	7039	706	1838	.384	10	64	.156	709	1008	.703	291	490	781	776	599	285	514	22	2131

21-Amisha Carter (Louisiana Tech) Pos: F Ht: 6'2" Wt: 179 DOB: 6/21/82

	G	GS	MIN	FGM	FGA	PCT	3P	3PA	PCT	FTM	FTA	PCT	OR	DR	REB	AS	PF	ST	TO	BLK	PTS
2004	2	0	13	0	0	---	0	0	---	1	2	0.500	0	4	4	2	5	2	3	0	1
Shock Totals	2	0	13	0	0	---	0	0	---	1	2	0.500	0	4	4	2	5	2	3	0	1
WNBA Totals	5	0	26	0	1	.000	0	0	---	1	2	0.500	0	6	6	2	9	2	4	0	1

32-Swin Cash (Connecticut) Pos: F Ht: 6'2" Wt: 162 DOB: 9/22/79

	G	GS	MIN	FGM	FGA	PCT	3P	3PA	PCT	FTM	FTA	PCT	OR	DR	REB	AS	PF	ST	TO	BLK	PTS
2002	32	32	1079	144	353	.408	13	63	.206	173	227	.762	77	145	222	86	85	37	100	31	474
2003	33	33	1097	195	430	.453	12	40	.300	146	214	.682	65	128	193	119	76	43	108	23	548
2004	32	32	1105	180	384	.469	8	23	.348	158	219	.721	78	130	208	135	84	44	81	29	526
2005	21	21	458	48	126	.381	2	10	.200	21	32	.656	42	46	88	43	44	12	47	6	119
2006	34	34	990	124	323	.384	1	13	.077	109	143	.762	63	105	168	106	85	20	88	11	358
2007	31	31	959	126	307	.410	0	3	.000	92	121	.760	54	135	189	79	70	19	81	13	344
Shock Totals	183	183	5689	817	2323	.425	36	152	.237	699	956	.731	379	689	1068	568	404	175	805	113	2369
WNBA Totals	214	211	6616	931	2216	.420	37	160	.231	821	1114	.737	425	810	1235	626	516	196	574	145	2720



ALL-TIME ROSTER

30-Anna DeForge (Nebraska) Pos: G Ht: 5'10" Wt: 160 DOB: 4/14/76

	G	GS	MIN	FGM	FGA	PCT	3P	3PA	PCT	FTM	FTA	PCT	OR	DR	REB	AS	PF	ST	TO	BLK	PTS
2000	27	10	433	51	126	.405	18	56	.321	25	32	.781	9	38	47	47	34	27	33	4	145
Shock Totals	27	10	433	51	126	.405	18	56	.321	25	32	.781	9	38	47	47	34	27	33	4	145
WNBA Totals	230	206	6420	846	2095		334	890		377	459		187	562	749	493	358	262	367	49	2403

54-Barbara Farris (Tulane) Pos: F/C Ht: 6'3" Wt: 195 DOB: 9/10/76

	G	GS	MIN	FGM	FGA	PCT	3P	3PA	PCT	FTM	FTA	PCT	OR	DR	REB	AS	PF	ST	TO	BLK	PTS
2000	14	2	130	15	30	.500	0	1	.000	15	27	.556	16	16	32	2	30	6	14	1	45
2001	31	10	559	46	98	.469	0	0	-----	37	58	.638	41	68	109	16	68	7	30	5	129
2002	32	16	564	49	117	.419	0	1	.000	45	61	.738	29	65	94	16	62	12	38	9	143
2003	34	0	522	43	99	.434	0	0	-----	41	63	.651	29	53	82	23	62	10	41	4	127
2004	26	0	422	41	80	.513	0	0	-----	36	54	.667	28	33	61	7	46	8	26	2	118
2005	34	1	444	25	73	.342	0	0	-----	33	54	.611	31	53	84	22	52	9	42	1	83
2009	13	3	110	2	9	.222	0	0	.00	13	16	.813	3	15	18	5	17	5	9	0	17
Shock Totals	184	32	2751	221	506	.441	0	2	.000	220	333	.653	177	303	480	91	337	57	200	22	645
WNBA Totals	280	74	4,484	380	878	.433	0	5	.000	334	490	.682	287	544	831	160	564	103	320	32	1,094

44-Katie Feenstra (Liberty) Pos: C Ht: 6'8" Wt: 240 DOB: 11/17/82

	G	GS	MIN	FGM	FGA	PCT	3P	3PA	PCT	FTM	FTA	PCT	OR	DR	REB	AS	PF	ST	TO	BLK	PTS
2007	34	12	447	69	131	.527	0	0	---	39	53	.736	55	111	166	7	77	7	40	25	177
Shock Totals	34	12	447	69	131	.527	0	0	---	39	53	.736	55	111	166	7	77	7	40	25	177
Career Totals	135	44	2213	350	711	.492	0	0	---	260	374	.695	229	451	680	37	362	31	229	122	960

35-Cheryl Ford (Louisiana Tech) Pos: F Ht: 6'3" Wt: 191 DOB: 6/6/81

	G	GS	MIN	FGM	FGA	PCT	3P	3PA	PCT	FTM	FTA	PCT	OR	DR	REB	AS	PF	ST	TO	BLK	PTS
2003	32	32	956	128	270	.474	0	0	-----	88	129	.682	99	235	334	27	109	32	79	31	344
2004	31	31	912	118	287	.411	0	0	-----	93	158	.589	104	193	297	34	118	41	54	25	329
2005	33	33	932	120	279	.430	0	0	-----	73	150	.487	113	209	322	26	143	33	69	46	313
2006	32	32	920	157	315	.498	0	0	-----	129	199	.648	130	233	363	45	114	38	58	25	443
2007	15	15	460	71	143	.497	0	0	-----	53	83	.639	48	120	168	22	54	28	42	11	195
2008	24	24	637	89	185	.481	0	0	-----	65	116	.560	74	134	208	22	70	24	23	9	243
WNBA Totals	167	167	4816	683	1479	.462	0	0	-----	501	835	.600	568	1124	1692	176	608	196	325	147	1867

5-Begona Garcia (Spain) Pos: G Ht: 5'5" Wt: 135 DOB: 1/3/76

	G	GS	MIN	FGM	FGA	PCT	3P	3PA	PCT	FTM	FTA	PCT	OR	DR	REB	AS	PF	ST	TO	BLK	PTS
2002	8	0	64	2	11	.182	2	6	.333	2	4	.500	0	4	4	9	8	3	11	0	8
WNBA Totals	8	0	64	2	11	.182	2	6	.333	2	4	.500	0	4	4	9	8	3	11	0	8

10-Chrissy Givens (Middle Tennessee) Pos: G Ht: 5'11" Wt: 165 DOB: 7/26/85

	G	GS	MIN	FGM	FGA	PCT	3P	3PA	PCT	FTM	FTA	PCT	OR	DR	REB	AS	PF	ST	TO	BLK	PTS
2008	3	0	10	0	2	.000	0	0	---	2	2	1.000	0	0	0	0	2	2	0	2	0
WNBA Totals	3	0	10	0	2	.000	0	0	---	2	2	1.000	0	0	0	0	2	2	0	2	0

50-Wanda Guyton (South Florida) Pos: F Ht: 6'1" Wt: 178 DOB: 10/14/68

	G	GS	MIN	FGM	FGA	PCT	3P	3PA	PCT	FTM	FTA	PCT	OR	DR	REB	AS	PF	ST	TO	BLK	PTS
1999	11	0	98	4	17	.235	0	0	-----	13	16	.813	8	18	26	2	21	2	10	2	21
Shock Totals	11	0	98	4	17	.235	0	0	-----	13	16	.813	8	18	26	2	21	2	10	2	21
WNBA Totals	37	26	780	61	150	.436	0	0	-----	51	84	.607	84	78	162	14	108	29	55	11	173

24-Angela Hamblin (Iowa) Pos: F Ht: 5'10" Wt: 170 DOB: 9/30/76

	G	GS	MIN	FGM	FGA	PCT	3P	3PA	PCT	FTM	FTA	PCT	OR	DR	REB	AS	PF	ST	TO	BLK	PTS
1998	6	0	29	2	8	.250	1	2	.500	1	2	.500	2	5	7	2	4	1	7	0	6
WNBA Totals	6	0	29	2	8	.250	1	2	.500	1	2	.500	2	5	7	2	4	1	7	0	6

31-Kristin Haynie (Michigan State) Pos: FG Ht: 5'9" Wt: 175 DOB: 6/17/83

	G	GS	MIN	FGM	FGA	PCT	3P	3PA	PCT	FTM	FTA	PCT	OR	DR	REB	AS	PF	ST	TO	BLK	PTS
WNBA Totals	160	8	2,253	206	587	.351	54	167	.323	89	111	.802	70	192	262	292	135	14	221	202	555

ALL-TIME ROSTER

7-Korie Hlede (Duquesne) Pos: G Ht: 5'9" Wt: 155 DOB: 3/29/75

	G	GS	Min	FGM	FGA	PCT	3P	3PA	PCT	FTM	FTA	PCT	OR	DR	Reb	AS	PF	St	TO	Blk	Pts
1998	27	27	912	135	345	.391	29	74	.392	83	103	.796	39	102	141	73	66	21	88	1	382
1999	21	10	408	67	172	.390	8	24	.333	42	49	.857	24	31	55	25	49	22	32	2	184
Shock Totals	48	37	1320	202	517	.391	37	98	.378	125	152	.822	63	133	196	98	115	43	120	3	566
WNBA Totals	133	79	3048	430	1039	.414	83	209	.397	243	302	.805	114	261	375	273	313	120	281	11	1186

11-Kedra Holland-Corn (Georgia) Pos: G Ht: 5'8" Wt: 132 DOB: 11/5/74

	G	GS	MIN	FGM	FGA	PCT	3P	3PA	PCT	FTM	FTA	PCT	OR	DR	REB	AS	PF	ST	TO	BLK	PTS
2003	34	2	694	107	232	.461	50	124	.403	48	63	.762	12	45	57	63	26	36	59	3	312
2006	34	0	397	51	142	.359	28	84	.333	10	16	.625	12	28	40	43	29	23	40	2	140
Shock Totals	68	2	1091	158	374	.422	78	208	.375	58	79	.734	24	73	97	106	55	59	99	5	452
WNBA Totals	223	151	5538	664	1657	.401	307	901	.341	303	426	.711	156	310	466	423	405	302	439	33	1938

40-Joy Holmes-Harris (Purdue) Pos: F Ht: 5'10" Wt: 165 DOB: 4/31/69

	G	GS	MIN	FGM	FGA	PCT	3P	3PA	PCT	FTM	FTA	PCT	OR	DR	REB	AS	PF	ST	TO	BLK	PTS
2000	29	0	271	33	70	.471	4	11	.364	21	30	.700	17	28	45	14	36	11	16	4	91
WNBA Totals	29	0	271	33	70	.471	4	11	.364	21	30	.700	17	28	45	14	36	11	16	4	91

22-Alexis Hornbuckle (Tennessee) Pos: G Ht: 5'11" Wt: 155 DOB: 10/16/85

	G	GS	MIN	FGM	FGA	PCT	3P	3PA	PCT	FTM	FTA	PCT	OR	DR	REB	AS	PF	ST	TO	BLK	PTS
2008	34	0	747	63	178	.354	16	45	.356	42	66	.636	53	85	138	71	97	79	49	10	184
2009	32	21	850	81	213	.380	25	64	.391	26	48	.542	46	112	158	86	93	42	69	9	213
WNBA Totals	66	21	1,597	144	391	.368	41	109	.376	68	114	.596	99	197	296	157	190	121	118	19	397



ALL-TIME ROSTER

25-Merlakia Jones (Florida) Pos: G Ht: 5'9" Wt: 147 DOB: 6/21/73

	G	GS	MIN	FGM	FGA	PCT	3P	3PA	PCT	FTM	FTA	PCT	OR	DR	REB	AS	PF	ST	TO	BLK	PTS
2004	33	2	517	76	205	.371	4	15	.267	24	32	.750	23	46	69	21	41	19	26	2	180
Shock Totals	33	2	517	76	205	.371	4	15	.267	24	32	.750	23	46	69	21	41	19	26	2	180
WNBA Totals	251	141	6354	959	2283	.420	63	211	.299	372	494	.753	275	669	944	360	510	239	402	26	2353

20-Aneta Kausaite (Emporia State) Pos: G Ht: 6'0" Wt: 155 DOB: 11/30/70

	G	GS	MIN	FGM	FGA	PCT	3P	3PA	PCT	FTM	FTA	PCT	OR	DR	REB	AS	PF	ST	TO	BLK	PTS
1998	10	0	58	5	20	.250	0	2	.000	4	7	.571	8	3	11	1	4	3	3	0	14
WNBA Totals	10	0	58	5	20	.250	0	2	.000	4	7	.571	8	3	11	1	4	3	3	0	14

6-Jae Kingi (Cross) (Canberra University) Pos: G Ht: 5'8" Wt: 150 DOB: 1/20/76

	G	GS	MIN	FGM	FGA	PCT	3P	3PA	PCT	FTM	FTA	PCT	OR	DR	REB	AS	PF	ST	TO	BLK	PTS
2001	29	17	625	55	142	.387	38	88	.375	26	36	.722	20	43	63	74	42	31	53	8	169
2004	5	0	15	0	0	---	0	0	---	3	4	0	0	1	1	1	1	0	2	0	3
Shock Totals	34	17	640	55	142	.387	38	88	.375	29	40	.725	20	44	64	75	43	31	55	8	172
WNBA Totals	47	17	768	61	160	.381	36	95	.379	34	47	.723	25	52	77	87	53	36	62	10	192

31-Sheila Lambert (Baylor) Pos: G Ht: 5'7" Wt: 125 DOB: 6/21/80

	G	GS	MIN	FGM	FGA	PCT	3P	3PA	PCT	FTM	FTA	PCT	OR	DR	REB	AS	PF	ST	TO	BLK	PTS
2003	27	1	187	24	66	.364	7	16	.438	32	41	.780	10	18	28	14	15	5	29	0	87
2005	12	5	152	14	45	.311	1	7	.143	4	5	.800	2	15	17	21	11	8	24	1	33
Shock Totals	39	6	339	38	111	.342	8	23	.348	36	46	.783	12	33	45	35	26	13	53	1	120
WNBA Totals	76	31	1143	114	291	.392	15	50	.300	34	47	.784	33	83	116	126	73	40	137	5	319

11-Ivory Latta (North Carolina) Pos: G Ht: 5'6" Wt: 143 DOB: 9/24/84

	G	GS	MIN	FGM	FGA	PCT	3P	3PA	PCT	FTM	FTA	PCT	OR	DR	REB	AS	PF	ST	TO	BLK	PTS
2007	31	1	221	34	87	.391	22	49	.449	3	7	.429	4	15	19	20	24	8	16	2	93
Shock Totals	31	1	221	34	87	.391	22	49	.449	3	7	.429	4	15	19	20	24	8	16	2	93
WNBA Totals	65	32	1181	158	430	.367	77	209	.368	88	113	.779	17	74	91	143	107	53	77	3	481

10-Nancy Lieberman (Old Dominion) Pos: G Ht: 5'10" Wt: 150 DOB: 7/1/58

	G	GS	MIN	FGM	FGA	PCT	3P	3PA	PCT	FTM	FTA	PCT	OR	DR	REB	AS	PF	ST	TO	BLK	PTS
2008	1	0	9	0	1	.000	0	0	---	0	0	---	0	0	0	2	0	0	2	0	0
Shock Totals	1	0	9	0	1	.000	0	0	---	0	0	---	0	0	0	2	0	0	2	0	0
WNBA Totals	26	0	288	25	78	.321	6	26	.231	8	10	.800	6	26	32	42	34	15	41	2	64

32-Stacey Lovelace (Purdue) Pos: C Ht: 6'4" Wt: 170 DOB: 12/5/74

	G	GS	MIN	FGM	FGA	PCT	3P	3PA	PCT	FTM	FTA	PCT	OR	DR	REB	AS	PF	ST	TO	BLK	PTS
2008	7	2	44	2	7	.286	2	5	.400	4	6	.667	1	6	7	1	6	1	4	0	10
Shock Totals	7	2	44	2	7	.286	2	5	.400	4	6	.667	1	6	7	1	6	1	4	0	10
WNBA Totals	178	20	2551	324	815	.398	74	214	.346	161	209	.770	168	304	472	116	291	104	217	57	883

9-Claudia Maria das Neves (Brazil) Pos: G Ht: 5'8" Wt: 136 DOB: 2/17/75

	G	GS	MIN	FGM	FGA	PCT	3P	3PA	PCT	FTM	FTA	PCT	OR	DR	REB	AS	PF	ST	TO	BLK	PTS
1999	30	0	306	25	95	.263	14	60	.233	12	19	.632	8	15	23	29	32	16	23	0	76
2000	30	20	636	63	166	.380	28	92	.304	25	30	.833	8	27	35	59	30	31	55	1	179
2001	22	15	407	34	93	.366	19	52	.365	8	8	1.000	3	26	29	34	21	21	28	0	95
Shock Totals	82	35	1349	122	355	.344	61	204	.299	45	57	.789	19	68	87	122	83	68	106	1	350
WNBA Totals	102	35	1543	133	386	.345	65	225	.289	56	73	.767	19	75	94	147	101	76	119	1	387

44-Taj McWilliams-Franklin (St. Edwards) Pos: C Ht: 6'2" Wt: 184 DOB: 10/20/70

	G	GS	MIN	FGM	FGA	PCT	3P	3PA	PCT	FTM	FTA	PCT	OR	DR	REB	AS	PF	ST	TO	BLK	PTS
2008	7	7	185	27	64	.422	1	1	1.000	20	22	.909	17	30	47	13	18	3	9	5	75
2009	34	34	1032	139	283	.491	3	15	.200	51	68	.750	65	160	225	98	86	33	66	16	332
Shock Totals	41	41	1217	166	347	-	4	16	-	71	90	-	82	190	272	111	114	36	75	21	407
WNBA Totals	339	336	10707	1607	3290	.488	59	210	.281	821	1128	.728	859	1588	2447	645	891	464	729	343	4094

ALL-TIME ROSTER

8-Tausha Mills (Alabama) Pos: C Ht: 6'3" Wt: 232 DOB: 2/29/76

	G	GS	MIN	FGM	FGA	PCT	3P	3PA	PCT	FTM	FTA	PCT	OR	DR	REB	AS	PF	ST	TO	BLK	PTS
2007	5	1	51	6	21	.286	0	0	---	3	4	.750	10	8	18	2	11	0	6	0	15
Shock Totals	5	1	51	6	21	.286	0	0	---	3	4	.750	10	8	18	2	11	0	6	0	15
Career Totals	99	1	867	95	248	.383	0	1	.000	77	119	.647	116	145	261	24	215	29	93	14	267

30-Tamara Moore (Wisconsin) Pos: G Ht: 5'11" Wt: 167 DOB: 4/11/80

	G	GS	MIN	FGM	FGA	PCT	3P	3PA	PCT	FTM	FTA	PCT	OR	DR	REB	AS	PF	ST	TO	BLK	PTS
2003	15	0	66	8	16	.500	0	4	.000	5	6	.833	3	6	9	4	5	4	6	2	21
Shock Totals	15	0	66	8	16	.500	0	4	.000	45	57	.833	3	6	9	4	5	4	6	2	21
WNBA Totals	130	56	1981	189	451	.419	49	148	.331	150	179	.838	52	165	217	224	206	98	177	32	577

12-Razija Mujanovic (Yugoslavia) Pos: C Ht: 6'8" Wt: 198 DOB: 4/15/67

	G	GS	MIN	FGM	FGA	PCT	3P	3PA	PCT	FTM	FTA	PCT	OR	DR	REB	AS	PF	ST	TO	BLK	PTS
1998	30	30	695	106	204	.520	0	0	-----	60	90	.667	54	100	154	29	86	9	64	26	272
WNBA Totals	30	30	695	106	204	.520	0	0	-----	60	90	.667	54	100	154	29	86	9	64	26	272

9-Eshaya Murphy (USC) Pos: G Ht: 5'11" Wt: 164 DOB: 4/15/85

	G	GS	MIN	FGM	FGA	PCT	3P	3PA	PCT	FTM	FTA	PCT	OR	DR	REB	AS	PF	ST	TO	BLK	PTS
2008	13	3	122	12	40	.300	5	19	.263	4	6	.667	8	13	21	7	16	6	9	2	33
Shock Totals	13	3	122	12	40	.300	5	19	.263	4	6	.667	8	13	21	7	16	6	9	2	33
WNBA Totals	49	3	574	68	193	.352	23	86	.267	43	52	.827	63	67	130	25	67	25	31	10	202



ALL-TIME ROSTER

3-Wendy Palmer (Virginia) Pos: F Ht: 6'2" Wt: 165 DOB: 8/12/74

	G	GS	MIN	FGM	FGA	PCT	3P	3PA	PCT	FTM	FTA	PCT	OR	DR	REB	AS	PF	ST	TO	BLK	PTS
1999	11	10	295	47	100	.470	4	16	.250	42	55	.764	27	78	105	12	44	6	26	4	140
2000	32	30	914	167	373	.448	12	48	.250	95	135	.704	67	152	219	39	112	20	65	10	441
2001	22	22	651	91	215	.423	11	33	.333	40	59	.678	38	116	154	23	64	23	48	4	233
2002	16	16	464	65	153	.439	19	60	.317	35	53	.660	27	69	96	20	44	13	34	2	184
Shock Totals	81	78	2324	370	841	.440	46	157	.293	212	302	.702	159	415	574	94	264	62	173	20	998
WNBA Totals	311	215	7663	1156	2664	.434	147	479	.307	681	963	.707	534	1291	1825	322	833	226	518	70	3140

23-Plenette Pierson (Texas Tech) Pos: F Ht: 6'2" Wt: 170 DOB: 8/31/81

	G	GS	MIN	FGM	FGA	PCT	3P	3PA	PCT	FTM	FTA	PCT	OR	DR	REB	AS	PF	ST	TO	BLK	PTS
2005	23	0	444	55	126	.437	1	1	1.000	67	96	.698	27	35	62	21	54	14	42	6	178
2006	34	0	565	81	180	.456	0	3	.000	56	80	.700	44	88	132	24	84	18	37	14	220
2007	34	0	858	149	312	.478	0	5	.000	98	130	.754	70	127	197	59	110	26	79	29	396
2008	28	0	649	122	267	.457	0	2	.000	88	117	.752	64	72	136	63	99	24	48	34	332
2009	1	0	5	0	2	.000	0	0	0	0	0	0	0	0	0	0	1	1	0	1	0
Shock Totals	120	0	2522	408	887	.461	1	11	.091	309	423	.730	205	322	527	167	348	83	206	85	1126
WNBA Totals	196	41	4244	623	1422	.438	1	17	.059	459	662	.693	307	490	797	228	577	138	329	127	1706

5-Elaine Powell (Louisiana State) Pos: G Ht: 5'9" Wt: 147 DOB: 8/9/75

	G	GS	MIN	FGM	FGA	PCT	3P	3PA	PCT	FTM	FTA	PCT	OR	DR	REB	AS	PF	ST	TO	BLK	PTS
2002	15	13	397	54	121	.446	6	22	.273	34	40	.850	26	37	63	60	19	23	41	8	148
2003	33	33	938	105	233	.451	7	20	.350	79	106	.745	43	63	106	129	65	45	79	9	296
2004	30	26	760	52	138	.377	0	0	---	29	50	.580	31	53	84	134	67	36	61	8	133
2005	29	21	671	62	142	.437	0	2	.000	39	65	.600	25	55	80	77	62	29	51	4	163
2006	11	0	120	3	16	.188	0	2	.000	8	14	.571	7	6	13	15	9	3	9	0	14
2007	32	12	323	22	54	.407	0	0	---	16	23	.696	11	23	34	44	33	12	29	2	60
2008	16	16	313	24	49	.490	1	2	.500	9	12	.750	18	32	50	35	21	6	18	1	58
Shock Totals	166	105	3209	298	704	.423	13	46	.283	205	298	.688	143	237	380	459	255	148	270	31	872
WNBA Totals	265	158	5738	545	1307	.417	59	182	.324	356	510	.698	233	425	658	733	442	257	472	51	1505

00-Ruth Riley (Notre Dame) Pos: C Ht: 6'5" Wt: 195 DOB: 8/28/79

	G	GS	MIN	FGM	FGA	PCT	3P	3PA	PCT	FTM	FTA	PCT	OR	DR	REB	AS	PF	ST	TO	BLK	PTS
2003	34	34	995	115	231	.498	1	2	.500	97	127	.764	59	142	201	64	128	25	82	58	327
2004	34	34	1037	153	343	.446	1	2	.500	71	87	.816	66	131	199	50	121	31	82	53	378
2005	33	33	855	100	267	.375	3	12	.250	48	60	.800	43	113	156	39	131	23	68	46	251
2006	34	34	875	115	252	.456	3	9	.333	16	18	.889	36	129	165	52	110	18	54	49	249
Shock Totals	135	135	3762	483	1093	.442	7	23	.304	232	292	.795	206	515	721	205	490	97	286	206	1205
WNBA Totals	253	195	6434	755	1723	.438	21	78	.269	369	471	.783	327	870	1197	324	899	174	519	393	1900

55-Sheri Sam (Vanderbilt) Pos: G/F Ht: 6'0" Wt: 160 DOB: 5/5/74

	G	GS	MIN	FGM	FGA	PCT	3P	3PA	PCT	FTM	FTA	PCT	OR	DR	REB	AS	PF	ST	TO	BLK	PTS
2008	32	15	478	34	110	.309	6	21	.286	18	26	.692	29	62	91	38	36	19	31	3	92
Shock Totals	32	15	478	34	110	.309	6	21	.286	18	26	.692	29	62	91	38	36	19	31	3	92
WNBA Totals	328	269	9269	1287	3242	.397	218	722	.302	561	804	.698	434	922	1356	745	766	438	650	54	3353

3-Isabel Sanchez (Universidad de Cadiz) Pos: G Ht: 5'10" Wt: 152 DOB: 11/28/76

	G	GS	MIN	FGM	FGA	PCT	3P	3PA	PCT	FTM	FTA	PCT	OR	DR	REB	AS	PF	ST	TO	BLK	PTS
2005	10	0	62	6	14	.429	2	5	.400	8	11	.727	3	2	5	3	6	2	11	0	22
WNBA Totals	10	0	62	6	14	.429	2	5	.400	8	11	.727	3	2	5	3	6	2	11	0	22

16-Kelly Santos (Brazil) Pos: F/C Ht: 6'3" Wt: 188 DOB: 11/10/79

	G	GS	MIN	FGM	FGA	PCT	3P	3PA	PCT	FTM	FTA	PCT	OR	DR	REB	AS	PF	ST	TO	BLK	PTS
2001	14	0	153	20	42	.476	0	1	.000	12	18	.667	11	16	27	5	23	3	12	3	52
2002	12	0	169	16	42	.381	0	0	---	12	20	.600	12	20	32	7	20	3	14	9	44
WNBA Totals	48	1	456	52	125	.416	0	1	.000	39	61	.639	33	54	87	17	69	10	36	14	143

ALL-TIME ROSTER

0-Olympia Scott-Richardson (Stanford) Pos: C Ht: 6'2" Wt: 175 DOB: 8/5/76

	G	GS	MIN	FGM	FGA	PCT	3P	3PA	PCT	FTM	FTA	PCT	OR	DR	REB	AS	PF	ST	TO	BLK	PTS
1999	8	0	52	6	18	.333	0	0	---	4	6	.667	3	9	12	3	14	0	5	3	16
2000	28	0	369	37	89	.416	0	2	.000	26	40	.650	28	52	80	28	83	12	45	10	100
Shock Totals	36	0	421	43	107	.402	0	2	.000	30	46	.652	31	61	92	31	97	12	50	13	116
WNBA Totals	219	62	3496	389	889	.438	1	15	.067	257	378	.680	262	449	711	174	580	121	325	72	1036

13-Amy Sanders (Hawaii) Pos: G Ht: 5'11" Wt: 156 DOB: 6/5/83

	G	GS	MIN	FGM	FGA	PCT	3P	3PA	PCT	FTM	FTA	PCT	OR	DR	REB	AS	PF	ST	TO	BLK	PTS
2007	6	0	9	0	2	.000	0	0	---	2	4	.500	0	2	2	3	0	0	2	0	2
WNBA Totals	6	0	9	0	2	.000	0	0	---	2	4	.500	0	2	2	3	0	0	2	0	2

24-Olayinka Sanni (West Virginia) Pos: C Ht: 6'2" Wt: 205 DOB: 8/21/85

	G	GS	MIN	FGM	FGA	PCT	3P	3PA	PCT	FTM	FTA	PCT	OR	DR	REB	AS	PF	ST	TO	BLK	PTS
2008	31	9	325	41	82	.500	0	1	.000	24	37	.649	26	38	64	6	59	11	40	7	106
2009	31	1	298	47	98	.480	0	0	---	25	36	.694	27	30	57	16	56	11	30	5	119
WNBA Totals	62	10	623	88	180	.489	0	1	.000	49	73	.671	53	68	121	22	115	22	70	12	225

11-Kelly Schumacher (Connecticut) Pos: C Ht: 6'5" Wt: 183 DOB: 10/14/77

	G	GS	MIN	FGM	FGA	PCT	3P	3PA	PCT	FTM	FTA	PCT	OR	DR	REB	AS	PF	ST	TO	BLK	PTS
2008	7	0	89	6	16	.375	0	2	.000	2	2	1.000	4	16	20	5	13	2	8	3	14
2009	1	0	10	0	0		0	0		0	0		0	0	0	0	2	0	0	1	0
Shock Totals	8	0	99	6	16	.375	0	2	.000	2	2	1.000	4	16	20	5	15	2	8	4	14
WNBA Totals	222	49	3510	443	967	.458	19	56	.339	191	250	.764	214	469	683	122	428	61	236	185	1096



ALL-TIME ROSTER

4-Rachael Sporn (Underdale Adelaide - Au) Pos: F Ht: 6'2" Wt: 150 DOB: 5/26/68

	G	GS	MIN	FGM	FGA	PCT	3P	3PA	PCT	FTM	FTA	PCT	OR	DR	REB	AS	PF	ST	TO	BLK	PTS
1998	30	1	535	60	147	.408	0	0	----	16	34	.471	51	57	108	38	58	8	34	12	136
1999	18	10	340	44	94	.468	0	1	.000	18	28	.643	26	33	59	27	45	15	16	4	106
2001	23	1	265	19	47	.404	0	0	----	3	9	.333	21	31	52	11	16	7	13	4	41
Shock Totals	71	12	1140	123	288	.427	0	1	.000	37	71	.521	98	121	219	76	119	30	63	20	283
WNBA Totals	71	12	1140	123	288	.427	0	1	.000	37	71	.521	98	121	219	76	119	30	63	20	283

7-Andrea Stinson (NC State) Pos: G Ht: 5'10" Wt: 158 DOB: 1/20/76

	G	GS	MIN	FGM	FGA	PCT	3P	3PA	PCT	FTM	FTA	PCT	OR	DR	REB	AS	PF	ST	TO	BLK	PTS
2005	18	1	102	8	23	.348	2	10	.200	4	6	.667	6	6	12	13	6	3	4	0	22
Shock Totals	18	1	102	8	23	.348	2	10	.200	4	6	.667	6	6	12	13	6	3	4	0	22
WNBA Totals	272	255	8056	1310	2905	.451	207	611	.339	524	712	.736	279	848	1127	810	511	342	571	117	3351

41-Stacy Stephens (Texas) Pos: C Ht: 6'4" Wt: 193 DOB: 1/21/82

	G	GS	MIN	FGM	FGA	PCT	3P	3PA	PCT	FTM	FTA	PCT	OR	DR	REB	AS	PF	ST	TO	BLK	PTS
2004	7	1	36	2	6	.333	0	0	----	0	2	.000	2	7	9	3	7	0	2	0	4
WNBA Totals	7	1	36	2	6	.333	0	0	----	0	2	.000	2	7	9	3	7	0	2	0	4

21-LaToya Thomas (Mississippi State) Pos: F Ht: 6'2" Wt: 165 DOB: 7/6/81

	G	GS	MIN	FGM	FGA	PCT	3P	3PA	PCT	FTM	FTA	PCT	OR	DR	REB	AS	PF	ST	TO	BLK	PTS
2008	7	0	40	4	15	.267	0	2	.000	0	0	---	2	3	5	1	3	1	2	1	8
Shock Totals	7	0	40	4	15	.267	0	2	.000	0	0	---	2	3	5	1	3	1	2	1	8
WNBA Totals	150	74	3363	533	1158	.460	27	68	.391	297	366	.811	193	350	543	159	334	86	207	47	1390

9-Stacey Thomas (Michigan) Pos: F Ht: 5'10" Wt: 153 DOB: 8/29/78

	G	GS	MIN	FGM	FGA	PCT	3P	3PA	PCT	FTM	FTA	PCT	OR	DR	REB	AS	PF	ST	TO	BLK	PTS
2003	11	0	82	5	16	.312	5	20	.250	4	11	.364	16	5	10	9	6	1	15		
2004	1	0	1	0	0	----	0	0	----	0	0	----	0	0	0	0	0	0	0	0	0
2005	17	0	133	2	12	.167	0	1	.000	8	20	.400	10	20	8	15	8	3	3	12	
Shock Totals	29	0	216	7	28	.250	1	6	.166	12	31	.387	16	22	38	13	25	17	9	4	27
WNBA Totals	145	39	2303	153	447	.342	20	86	.233	112	217	.516	139	216	355	232	251	154	163	49	438

33-Iciss Tillis (Duke) Pos: F/C Ht: 6'5" Wt: 155 DOB: 12/6/81

	G	GS	MIN	FGM	FGA	PCT	3P	3PA	PCT	FTM	FTA	PCT	OR	DR	REB	AS	PF	ST	TO	BLK	PTS
2004	31	1	287	35	74	.473	6	18	.333	7	12	.583	13	26	39	13	23	9	23	8	83
2007	8	1	26	2	6	.333	0	2	.000	0	0	---	2	5	7	1	3	0	7	0	4
Shock Totals	39	2	313	37	80	.463	6	20	.300	7	12	.583	15	31	46	14	26	9	30	8	87
WNBA Totals	67	1	582	69	171	.404	12	49	.245	23	34	.676	36	66	102	25	75	19	55	12	173

17-Elena Tornikidou (Russia) Pos: F Ht: 6'1" Wt: 160 DOB: 5/27/65

	G	GS	MIN	FGM	FGA	PCT	3P	3PA	PCT	FTM	FTA	PCT	OR	DR	REB	AS	PF	ST	TO	BLK	PTS
1999	11	0	86	9	23	.391	0	0	----	2	6	.333	3	6	9	8	8	1	11	1	20
2000	32	32	869	122	241	.506	1	8	.125	85	93	.914	41	69	110	82	73	29	68	13	330
2001	32	32	777	111	249	.446	22	49	.449	63	71	.887	28	49	77	56	59	19	59	14	307
WNBA Totals	75	64	1732	242	513	.472	23	57	.404	150	170	.882	72	124	196	146	140	49	138	28	657

30-Mfon Udoka (DePaul) Pos: F Ht: 6'0" Wt: 187 DOB: 6/16/76

	G	GS	MIN	FGM	FGA	PCT	3P	3PA	PCT	FTM	FTA	PCT	OR	DR	REB	AS	PF	ST	TO	BLK	PTS
1998	3	0	25	1	6	.167	0	0	----	2	4	.500	1	2	3	0	3	0	1	0	4
Shock Totals	3	0	25	1	6	.167	0	0	----	2	4	.500	1	2	3	0	3	0	1	0	4
WNBA Totals	31	3	295	33	72	.458	0	1	.000	19	31	.613	25	32	57	4	46	4	23	2	85

55-Petra Ujhelyi (South Carolina) Pos: C Ht: 6'4" Wt: 205 DOB: 12/17/80

	G	GS	MIN	FGM	FGA	PCT	3P	3PA	PCT	FTM	FTA	PCT	OR	DR	REB	AS	PF	ST	TO	BLK	PTS
2003	14	0	68	2	8	.250	0	0	---	0	3	---	3	9	12	3	8	0	10	1	4
WNBA Totals	14	0	68	2	8	.250	0	0	---	0	3	---	3	9	12	3	8	0	10	1	4

12-Ayana Walker (Louisiana Tech) Pos: F Ht: 6'3" Wt: 143 DOB: 9/10/79

	G	GS	MIN	FGM	FGA	PCT	3P	3PA	PCT	FTM	FTA	PCT	OR	DR	REB	AS	PF	ST	TO	BLK	PTS
2002	32	0	548	63	167	.377	2	9	.222	34	49	.694	56	62	118	17	56	12	29	34	162
2003	34	1	271	24	70	.343	0	0	----	8	21	.381	34	37	71	10	33	10	19	11	56
2004	18	1	148	8	28	.286	0	0	----	2	6	.333	10	16	26	6	13	1	5	4	18
2005	12	11	241	25	52	.481	0	0	----	9	12	.750	16	31	47	13	15	6	16	10	59
2007	2	1	43	3	7	.429	0	0	---	1	3	.333	0	6	6	1	9	1	6	2	7
Shock Totals	98	14	1251	123	324	.380	0	0	.000	54	91	.593	116	152	268	47	126	30	75	61	302
WNBA Totals	132	14	1524	144	377	.382	2	9	.222	70	120	.583	131	186	317	56	168	42	82	73	360

52-Val Whiting (Stanford) Pos: C Ht: 6'2" Wt: 190 DOB: 4/9/72

	G	GS	MIN	FGM	FGA	PCT	3P	3PA	PCT	FTM	FTA	PCT	OR	DR	REB	AS	PF	ST	TO	BLK	PTS
1999	31	20	764	76	200	.380	0	0	----	50	110	.455	66	141	207	49	84	40	46	31	202
Shock Totals	31	20	764	76	200	.380	0	0	----	50	110	.455	66	141	207	49	84	40	46	31	202
WNBA Totals	63	38	1278	104	303	.343	0	1	.000	95	176	.540	94	205	299	70	156	57	84	47	303

33-Angelina Williams (Illinois) Pos: G Ht: 6'0" Wt: 149 DOB: 7/21/83

	G	GS	MIN	FGM	FGA	PCT	3P	3PA	PCT	FTM	FTA	PCT	OR	DR	REB	AS	PF	ST	TO	BLK	PTS
2006	21	0	133	14	43	.326	2	8	.250	11	17	.647	3	10	13	12	9	7	15	6	41
Shock Totals	21	0	133	14	43	.326	2	8	.250	11	17	.647	3	10	13	12	9	7	15	6	41
WNBA Totals	37	0	282	29	93	.312	6	26	.231	17	24	.708	12	24	36	21	26	11	26	13	81

23-Lenae Williams (DePaul) Pos: G Ht: 6'1" Wt: 151 DOB: 7/14/79

	G	GS	MIN	FGM	FGA	PCT	3P	3PA	PCT	FTM	FTA	PCT	OR	DR	REB	AS	PF	ST	TO	BLK	PTS
2002	27	0	177	30	101	.297	13	54	.241	0	5	.000	7	12	19	4	15	4	14	0	73
WNBA Totals	27	0	177	30	101	.297	13	54	.241	0	5	.000	7	12	19	4	15	4	14	0	73



PRESEASON RESULTS

DATE	OPPONENT	W/L	SCORE	SITE
1998				
May 30	@ Charlotte	L	54-68	Charlotte Coliseum (Charlotte, NC)
June 4	Charlotte	L	61-102	VanAndel Arena (Grand Rapids, MI)
1999				
May 29	@ Los Angeles	L	69-108	Arrowhead Pond (Anaheim, CA)
June 4	Los Angeles	L	83-89	VanAndel Arena (Grand Rapids, MI)
2000				
May 17	Phoenix	L	57-76	The Palace of Auburn Hills
May 20	Sacramento	L	75-78	The Palace of Auburn Hills
May 25	@ Sacramento	L	75-95	Arco Arena
May 27	@ Phoenix	W	103-100	Walkup Skydome (Flagstaff, AZ)
2001				
May 16	Indiana	L	73-77	The Palace of Auburn Hills
May 22	@ Indiana	W	88-79	Conseco Fieldhouse
May 24	@ Houston	L	65-76	Compaq Center
2002				
May 13	Houston	L	62-78	The Palace of Auburn Hills
May 17	Los Angeles	W	71-68	The Palace of Auburn Hills
May 22	@ Miami	L	50-67	American Airlines Arena
2003				
May 6	@ Minnesota	L	72-86	Target Center
May 14	Minnesota	L	64-72	Birch Run Expo Center (Flint, MI)
May 18	@ Cleveland	L	71-86	Gund Arena
2004				
May 6	@ San Antonio	W	75-57	Arena Monterrey (Monterrey, Mexico)
May 11	@ Minnesota	L	65-74	Target Center
May 15	Minnesota	L	56-58	Peterson Events Center (Pittsburgh, PA)
May 17	Chinese Nat. Team	W	80-69	The Palace of Auburn Hills
2005				
May 3	Indiana	L	73-81	Joyce Center (South Bend, IN)
May 7	@ Minnesota	W	76-70	Municipal Auditorium Arena (Kansas City, MO)
May 15	New York	W	68-62	Pepsi Arena (Albany, NY)
2006				
May 7	@ Connecticut	W	77-58	Mohegan Sun Arena (Uncasville, CT)
May 11	Phoenix	L	84-85	Pepsi Arena (Albany, NY)
May 15	@ Houston	W	85-70	Toyota Center
2007				
May 4	@ Houston	W	74-72	United Spirit Arena (Lubbock, TX)
May 6	Washington	W	73-55	Nationwide Arena (Columbus, OH)
May 13	San Antonio	L	57-61	Qwest Center (Omaha, NE)
2008				
May 12	@ San Antonio	L	64-74	United Spirit Arena (Lubbock, TX)
2009				
May 22	@ Chicago	L	67-71	UIC Pavilion
May 27	Chicago	W	78-68	The Palace of Auburn Hills
May 30	San Antonio	W	62-55	Traverse City West H.S. (Traverse City, MI)
2010				
May 9	Seattle	W	90-80	BOK Center

Overall Preseason Records

TOTAL: 14-21 HOME: 7-11 AWAY: 7-10

SHOCK WNBA HONORS

Coach of the Year

Bill Laimbeer (2003)

Rookie of the Year

Cheryl Ford (2003)

WNBA Finals MVP

Katie Smith (2008)

Deanna Nolan (2006)

Ruth Riley (2003)

WNBA All-Stars

Kara Braxton (2007)

Sandy Brondello (1999)

Swin Cash (2003, 2005)

Cheryl Ford (2003, 2005, 2006, 2007)

Deanna Nolan (2003, 2005, 2006, 2007)

Wendy Palmer (2000)

Katie Smith (2006, 2009)

Ruth Riley (2005)

WNBA All-Star MVP

Cheryl Ford (2007)

All-WNBA First Team

Deanna Nolan (2007)

All-WNBA Second Team

Cindy Brown (1998)

Swin Cash (2003, 2004)

Cheryl Ford (2003, 2006)

Deanna Nolan (2003, 2008, 2009)

All-Defensive First Team

Deanna Nolan (2007)

All-Defensive Second Team

Cheryl Ford (2006)

Deanna Nolan (2005, 2006, 2008, 2009)

Katie Smith (2008)

All-Rookie First Team

Shavonte Zellous (2009)

WNBA Sixth Woman of the Year

Plenette Pierson (2007)



[illegible]

GAMES

1. Deanna Nolan293 (9)
2. Swin Cash183 (6)
3. Cheryl Ford196 (7)
4. Barbara Farris171 (6)
5. Elaine Powell166 (7)
6. Kara Braxton159 (5)
7. Astou Ndiaye-Diatta138 (5)
8. Ruth Riley135 (4)
9. Katie Smith142 (5)
10. Plenette Pierson120 (5)

MINUTES

1. Deanna Nolan9175 (9)
2. Swin Cash5689 (6)
3. Cheryl Ford5571 (7)
4. Katie Smith4748 (5)
5. Ruth Riley3763 (4)
6. Elaine Powell3519 (7)
7. Astou Ndiaye-Diatta3065 (5)
8. Dominique Canty2680 (4)
9. Barbara Farris2641 (6)
10. Plenette Pierson4246 (5)

POINTS

1. Deanna Nolan3971 (9)
2. Swin Cash2369 (6)
3. Cheryl Ford2116 (7)
4. Katie Smith1841 (5)
5. Ruth Riley1205 (4)
6. Astou Ndiaye-Diatta1181 (5)
7. Kara Braxton1127 (5)
8. Plenette Pierson1126 (4)
9. Wendy Palmer998 (4)
10. Elaine Powell872 (7)

AVERAGE POINTS PER GAME

1. Sandy Brondello13.7 (2)
2. Deanna Nolan13.6 (9)
3. Swin Cash12.9 (6)
4. Katie Smith12.6 (5)
5. Wendy Palmer12.3 (4)
6. Korie Hlede11.8 (2)
7. Cheryl Ford10.8 (7)
8. Jennifer Azzi10.8 (1)
9. Taj McWilliams-Franklin10.3 (2)
10. Cindy Brown9.8 (2)

FIELD GOALS MADE

1. Deanna Nolan1476 (9)
2. Swin Cash817 (6)
3. Cheryl Ford780 (7)
4. Katie Smith576 (5)
5. Astou Ndiaye-Diatta520 (5)
6. Ruth Riley483 (4)
7. Kara Braxton452 (5)
8. Plenette Pierson408 (4)
9. Wendy Palmer370 (4)
10. Elaine Powell322 (7)

FIELD GOALS ATTEMPTED

1. Deanna Nolan3546 (9)
2. Swin Cash1923 (6)
3. Cheryl Ford1706 (7)
4. Katie Smith1302 (5)
5. Astou Ndiaye-Diatta1125 (5)
6. Ruth Riley1093 (4)
7. Kara Braxton1000 (5)
8. Plenette Pierson887 (5)
9. Wendy Palmer841 (4)
10. Dominique Canty779 (4)

3-POINT FIELD GOALS MADE

1. Deanna Nolan340 (9)
2. Katie Smith271 (5)
3. Kedra Holland-Corn78 (2)
4. Claudia Maria das Neves61 (3)
5. Sandy Brondello53 (2)
6. Carla Boyd47 (3)
7. Wendy Palmer46 (4)
8. Korie Hlede37 (2)
9. Swin Cash36 (6)
10. Jae Cross (Kingi)33 (2)

3-POINT FIELD GOALS ATTEMPTED

1. Deanna Nolan973 (9)
2. Katie Smith755 (5)
3. Kedra Holland-Corn208 (2)
4. Claudia Maria das Neves204 (3)
5. Wendy Palmer157 (4)
6. Swin Cash152 (6)
7. Carla Boyd150 (3)
8. Sandy Brondello120 (2)
9. Korie Hlede98 (2)
10. Cindy Brown91 (2)

FREE THROWS MADE

1. Swin Cash699 (6)
2. Deanna Nolan679 (9)
3. Cheryl Ford556 (7)
4. Katie Smith418 (5)
5. Plenette Pierson309 (4)
6. Dominique Canty296 (4)
7. Ruth Riley232 (4)
8. Elaine Powell214 (7)
9. Wendy Palmer212 (4)
10. Barbara Farris207 (6)

FREE THROWS ATTEMPTED

1. Swin Cash956 (6)
2. Cheryl Ford935 (7)
3. Deanna Nolan837 (9)
4. Katie Smith478 (5)
5. Plenette Pierson423 (4)
6. Dominique Canty417 (4)
7. Barbara Farris317 (6)
8. Elaine Powell310 (7)
9. Wendy Palmer302 (4)
10. Ruth Riley292 (4)

REBOUNDS

1. Cheryl Ford1907 (7)
2. Deanna Nolan1112 (9)
3. Swin Cash1068 (6)
4. Ruth Riley721 (4)
5. Kara Braxton718 (5)
6. Astou Ndiaye-Diatta633 (5)
7. Wendy Palmer574 (4)
8. Plenette Pierson527 (4)
9. Barbara Farris462 (6)
10. Cindy Brown414 (2)

ASSISTS

1. Deanna Nolan930 (9)
2. Swin Cash568 (6)
3. Elaine Powell494 (7)
4. Katie Smith475 (5)
5. Dominique Canty273 (4)
6. Edwina Brown217 (3)
7. Ruth Riley205 (4)
8. Cheryl Ford201 (7)
9. Sandy Brondello171 (2)
10. Plenette Pierson167 (4)

STEALS

1. Deanna Nolan388 (9)
2. Cheryl Ford224 (7)
3. Swin Cash175 (6)
4. Elaine Powell154 (7)
5. Alexis Hornbuckle129 (2)
6. Dominique Canty127 (4)
7. Katie Smith125 (5)
8. Ruth Riley97 (4)
9. Plenette Pierson83 (5)
10. Edwina Brown82 (3)

BLOCKED SHOTS

1. Ruth Riley206 (4)
2. Cheryl Ford160 (7)
3. Swin Cash113 (6)
4. Deanna Nolan101 (9)
5. Plenette Pierson84 (5)
6. Kara Braxton82 (5)
7. Astou Ndiaye-Diatta81 (5)
8. Ayana Walker61 (5)
9. Cindy Brown34 (2)
10. Elaine Powell32 (7)

PERSONAL FOULS

1. Cheryl Ford713 (7)
2. Deanna Nolan628 (9)
3. Ruth Riley490 (4)
4. Swin Cash444 (6)
5. Kara Braxton415 (5)
6. Plenette Pierson349 (4)
7. Barbara Farris323 (6)
8. Astou Ndiaye-Diatta288 (5)
9. Elaine Powell278 (7)
10. Wendy Palmer264 (4)





SHOCK TEAM HIGHS

SINGLE SEASON HIGHS

Most Points	2,697	2007	Most Three-Point Field Goals	168	2008
Highest Scoring Average	79.3	2007	Most 3-Pt Field Goals Attempted	476	2008
Most Rebounds.	1,311	2007	Three-Point Field Goal Percentage.	387	2003
Most Offensive Rebounds.	412	2005	Personal Fouls	766	2009
Most Defensive Rebounds	931	2007	Disqualifications	14	1999
Most Assists.	604	2008	Most Victories	25	2003
Most Steals	278	2008	Fewest Victories	9	2002
Most Turnovers	608	2003	Best Winning Percentage	735 (25-9)	2003
Most Blocked Shots	158	2003	Poorest Winning Percentage	281 (9-23)	2002
Most Field Goals	980	2009	Most Home Victories.	14 (of 17)	2006
Most Field Goals Attempted	2,295	2008	14 (of 17)	2008
Field Goal Percentage	450	2003	Fewest Home Victories	6 (of 16)	2001
Most Free Throws	624	2003	Most Road Victories	12 (of 17)	2003
Most Free Throws Attempted.	882	2003	12 (of 17)	2007
Free Throw Percentage	760	2001	Fewest Road Victories	2 (of 16)	2002

SINGLE SEASON HIGHS

MOST FIELD GOALS

Game	38	vs. Connecticut	August 13, 2006
		vs. Phoenix	July 8, 2007
Half	22	Many times	
Quarter	14	at Washington (1st)	July 18, 2008

MOST FIELD GOALS ATTEMPTED

Game	94	vs. Washington (20T)	July 10, 1999
Half	45	at Atlanta (1st)	June 22, 2008
Quarter	25	Many times	

FIELD GOAL PERCENTAGE

Game	.619	at Phoenix (26/42)	July 26, 2001
------	------	--------------------	---------------

MOST FREE THROWS

Game	40	vs. Indiana	June 18, 2000
		vs. San Antonio	July 1, 2003
Half	27	vs. Indiana (2nd)	June 18, 2000
Quarter	17	vs. Washington (4th)	May 30, 2007

MOST FREE THROWS ATTEMPTED

Game	54	vs. Indiana	June 18, 2000
Half	32	vs. Indiana (2nd)	June 18, 2000
Quarter	21	vs. Washington (4th)	May 30, 2007

MOST THREE-POINT FIELD GOALS

Game	12	vs. Phoenix	July 8, 2007
Half	8	vs. Chicago (1st)	August 10, 2006
Quarter	5	vs. Chicago (2nd)	August 10, 2006

SHOCK TEAM HIGHS

MOST THREE-POINT FIELD GOALS ATTEMPTED

Game	27	vs. Orlando	June 5, 2001
		at Phoenix	June 22, 2007
Half	17	at Indiana (2nd)	June 1, 2002
Quarter	10	at Sacramento (4th)	June 6, 2008

MOST REBOUNDS

Game	55	vs. Phoenix	July 8, 2007
Half	30	vs. Phoenix (2nd)	July 8, 2007
Quarter	21	at Washington (2nd)	July 28, 2007

MOST OFFENSIVE REBOUNDS

Game	22	vs. Charlotte	July 3, 2003
		vs. San Antonio	July 16, 2006
Half	15	vs. San Antonio (1st)	July 16, 2006
Quarter	9	Many times	

MOST DEFENSIVE REBOUNDS

Game	42	vs. Phoenix	July 8, 2007
Half	23	vs. Phoenix (2nd)	July 8, 2007
Quarter	14	at Connecticut (1st)	June 10, 2007

MOST ASSISTS

Game	28	vs. New York	July 30, 2004
		vs. Seattle	August 9, 2007
Half	17	vs. Atlanta (2nd)	June 29, 2008
Quarter	11	vs. Chicago (2nd)	August 10, 2006
		vs. Seattle (1st)	August 9, 2007

MOST PERSONAL FOULS

Game	34	at Orlando	August 18, 1999
		at Indiana	May 20, 2006
		vs. Minnesota (OT)	June 20, 2008
Half	24	vs. Sacramento (2nd)	July 4, 1999





SHOCK TEAM LOWS

SINGLE SEASON HIGHS

Fewest Points	2087	1998	Field Goal Percentage	399	2002
Fewest Rebounds	945	2001	Fewest Free Throws	412	2001
Fewest Offensive Rebounds	321	1999	Fewest Free Throws Attempted	542	2001
Fewest Defensive Rebounds	621	2001	Free Throw Percentage	658	2005
Fewest Assists	432	1998	Fewest Three-Point Field Goals	62	2004
Fewest Steals	197	1998	Fewest 3-Pt Field Goals Attempted	209	2004
Fewest Turnovers	483	1999	Three-Point Field Goal Percentage	278	2000
Fewest Blocked Shots	81	1998	Personal Fouls	602	2001
Fewest Field Goals	766	2002	Disqualifications	1	2002
Fewest Field Goals Attempted	1875	1998			2005

SINGLE SEASON LOWS

FEWEST FIELD GOALS

Game	15	at Houston	July 6, 2002
Half	3	at Houston (1st)	July 6, 2002
Quarter	2	Many times	

FEWEST FIELD GOALS ATTEMPTED

Game	42	at Phoenix	July 26, 2001
		vs. Charlotte	June 10, 2005
Half	18	Many times	
Quarter	10	Many times	

FIELD GOAL PERCENTAGE

Game	.259	at Houston (15/58)	July 6, 2002
------	------	--------------------	--------------

FEWEST FREE THROWS

Game	2	at Sacramento	June 6, 2008
Half	0	Many times	
Quarter	0	Many times	

FEWEST FREE THROWS ATTEMPTED

Game	4	vs. Houston	August 7, 1998
Half	0	Many times	
Quarter	0	Many times	

FEWEST THREE-POINT FIELD GOALS

Game	0	Many times	
Half	0	Many times	
Quarter	0	Many times	

FEWEST THREE-POINT FIELD GOALS ATTEMPTED

Game	1	at Charlotte	September 4, 2004
Half	0	Many times	
Quarter	0	Many times	

SHOCK TEAM LOWS

FEWEST REBOUNDS

Game	14	vs. Utah	August 7, 2001
Half	5	at Washington (2nd)	June 3, 2006
Quarter	1	at Washington (3rd)	June 3, 2006

FEWEST OFFENSIVE REBOUNDS

Game	4	Many times	
Half	1	Many times	
Quarter	0	Many times	

FEWEST DEFENSIVE REBOUNDS

Game	10	vs. Utah	August 7, 2001
Half	3	at Indiana (2nd)	May 20, 2006
Quarter	1	Many times	

FEWEST ASSISTS

Game	6	Many times	
Half	0	at New York (2nd)	May 22, 2005
Quarter	0	Many times	

FEWEST PERSONAL FOULS

Game	7	vs. Washington	August 25, 2003
Half	3	Many times	
Quarter	1	Many times	

FEWEST STEALS

Game	0	vs. Indiana	August 11, 2007
Half	0	Many times	
Quarter	0	Many times	

FEWEST TURNOVERS

Game	8	Many times	
Half	2	Many times	
Quarter	0	Many times	

FEWEST BLOCKED SHOTS

Game	0	Many times	
Half	0	Many times	
Quarter	0	Many times	





SHOCK MISCELLANEOUS TEAM

WIN/LOSS STREAKS

Longest Winning Streak	8	June 5-27, 2003 August 13, 2006 – June 15, 2007
Longest Losing Streak	13	May 30-June 28, 2002
Longest Home Winning Streak	13	July 20, 2005 – June 25, 2006
Longest Home Losing Streak	5	June 2-28, 2002
Best Home Record (season)	14-3	2006
Worst Home Record (season)	6-10	2001
Longest Road Winning Streak	6	June 2-22, 2007 July 12-31, 2007
Longest Road Losing Streak	17	July 24, 2001-July 18, 2002
Best Road Record (season)	12-5	2003
Worst Road Record (season)	2-14	2007

SHOCK HIGHEST SCORES

Game	111	vs. Indiana	June 18, 2000
1st Half	56	vs. Phoenix	July 8, 2007
2nd Half	72	vs. San Antonio	July 1, 2003
1st Quarter	33	vs. Phoenix	July 8, 2007
2nd Quarter	31	at Washington	July 18, 2008
3rd Quarter	40	at Minnesota	July 7, 2006
4th Quarter	32	vs. Chicago	August 10, 2006
Overtime	18	vs. Phoenix	July 8, 2007
		vs. Phoenix	July 8, 2007
		at Connecticut	June 22, 2003

SHOCK LOWEST SCORES

Game	40	at Houston	July 6, 2002
1st Half	8	at Houston	July 6, 2002
2nd Half	15	at Phoenix	August 16, 2005
1st Quarter	10	vs. Chicago	July 26, 2007
2nd Quarter	5	vs. Charlotte	June 25, 2006
3rd Quarter	9	at Indiana	June 29, 2006
4th Quarter	6	at Houston	July 24, 2008
Overtime	1	vs. Connecticut	June 26, 2008
		at Utah (2nd OT)	July 6, 1999
Home High Game	111	vs. Indiana	June 18, 2000
Home Low Game	50	vs. Phoenix	July 8, 2007
Road High Game	99	vs. Charlotte	July 6, 2001
Road Low Game	46	vs. Cleveland	July 28, 2001
Combined Scores	204	at Washington	July 18, 2008
		at Houston	July 27, 1999
		at Sacramento	July 1, 2000

OPPONENT HIGHEST SCORES

Game	108	at Sacramento	July 1, 2000
Half (1st)	54	vs. Sacramento	July 20, 2008
Half (2nd)	58	vs. Sacramento	July 4, 1999
Quarter (1st)	32	at Sacramento	July 24, 2005
Quarter (2nd)	31	at Los Angeles	June 11, 2008
Quarter (3rd)	30	at New York	August 12, 2007
Quarter (4th)	33	at Phoenix	June 22, 2007
		at Houston	July 24, 2008
		vs. New York	May 25, 2008

* Statistics on this page are through 2008 season. 2009 statistics are not included.

SHOCK MISCELLANEOUS TEAM

OPPONENT LOWEST POINTS

Game	40	vs. Indiana	August 25, 2005
Half (1st)	13	vs. Washington	July 21, 2007
Half (2nd)	16	vs. Connecticut	July 8, 2003
Quarter (1st)	6	at New York	August 6, 2006
Quarter (2nd)	5	vs. Washington	July 21, 2007
Quarter (3rd)	8	vs. New York	May 25, 2008
Quarter (4th)	9	at Chicago	August 4, 2006
Overtime	2	vs. Chicago	August 10, 2006
		at Chicago	August 4, 2006
		at Phoenix	June 22, 2007
		vs. Los Angeles (ot)	June 17, 2003

POINTS MARGINS

Largest Margin of Victory	37	vs. Indiana (111-74)	June 18, 2000
Largest Margin of Defeat	40	at Washington (93-56)	June 14, 2003
Largest Lead at Halftime	30	at Washington (99-62)	July 18, 2008
Largest Deficit at Halftime	22	at Sacramento (51-91)	July 24, 2005
Largest Lead at Halftime blown to lose game	16	at Chicago (49-19)	August 4, 2006
Largest Deficit at Halftime overcome to win game	19	at Houston	July 27, 1999
		vs. Seattle	August 8, 2006
		at Washington	June 29, 2007
		at Indiana (83-79)	June 9, 2004

SINGLE SEASON CONSECUTIVES

Consecutive Games Played	115	Katie Smith	July 31, 2005-current
--------------------------	-----	-------------	-----------------------

30 POINTS OR MORE CLUB

PLAYER	OPPONENT/DATE	FG	FT	PTS
Deanna Nolan	vs. Minnesota, June 20, 2008 (OT)	15	10	44
Deanna Nolan	at Connecticut, July 24, 2007	16	2	36
Deanna Nolan	vs. New York, June 3, 2005 (OT)	9	13	34
Deanna Nolan	vs. New York, September 10, 2009	11	6	34
Deanna Nolan	at San Antonio, August 29, 2009	12	5	34
Katie Smith	vs. Seattle, June 4, 2008	10	10	33
Deanna Nolan	at Atlanta, May 23, 2008	13	4	33
Sandy Brondello	at Utah, July 6, 1999 (2OT)	13	1	33
Deanna Nolan	at Indiana, June 15, 2005 (OT)	11	9	32
Wendy Palmer	at Seattle, June 28, 2000	14	4	32
Katie Smith	vs. San Antonio, August 23, 2009	10	5	31
Katie Smith	at Sacramento, June 6, 2008	11	1	30

20 REBOUNDS OR MORE CLUB

PLAYER	OPPONENT/DATE	OFF	DEF	TOT
Cheryl Ford	at San Antonio, May 22, 2004	12	10	22
Cheryl Ford	at Connecticut, June 22, 2003	4	17	21
Cindy Brown	at Utah, August 10, 1998	3	18	21

10 ASSISTS OR MORE CLUB

PLAYER	OPPONENT/DATE	TOT
Deanna Nolan,	vs. Atlanta, June 29, 2008	11
Deanna Nolan	vs. Connecticut, May 21, 2005	11
Katie Smith	vs. Connecticut, June 15, 2007	10
Deanna Nolan	vs. San Antonio, May 24, 2005	10
Elaine Powell	vs. Connecticut, June 27, 2004	10





SHOCK INDIVIDUAL HIGHS

SINGLE SEASON HIGHS

Most points	559	Deanna Nolan, 2009
Highest Scoring Average	16.9	Deanna Nolan, 2009
Field Goals	221	Deanna Nolan, 2007
Field Goals Attempted	525	Deanna Nolan, 2009
Field Goal Percentage	.520 (106/204)	Razija Mujanovic, 1998
Free Throws	173	Swin Cash, 2002
Free Throws Attempted	227	Swin Cash, 2002
Free Throws Percentage	.923 (96/104)	Sandy Brondello, 1998
3-Point Field Goals	76	Katie Smith, 2008
3-Point Field Goals Attempted	211	Katie Smith, 2008
3-Point Field Goal Percentage	.517 (30/58)	Jennifer Azzi, 1999
Most Rebounds	363	Cheryl Ford, 2006
Offensive Rebounds	130	Cheryl Ford, 2006
Defensive Rebounds	235	Cheryl Ford, 2003
Assists	150	Deanna Nolan, 2008
Personal Fouls	143	Cheryl Ford, 2005
Disqualifications	5	Plenette Pierson, 2007
Steals	79	Alexis Hornbuckle, 2008
Most Turnovers	108	Swin Cash, 2003
Blocked Shots	58	Ruth Riley, 2003

SINGLE GAME OR PORTION

MOST POINTS

Game	44	Deanna Nolan, vs. Minnesota (OT)	June 20, 2008
Half (1st)	21	Deanna Nolan, at Washington	July 18, 2008
Half (2nd)	24	Deanna Nolan, at Atlanta	May 23, 2008
Quarter (1st)	19	Deanna Nolan, at Washington	July 18, 2008
Quarter (2nd)	17	Katie Smith, at Chicago	August 31, 2008
Quarter (3rd)	17	Katie Smith, vs. Phoenix	July 8, 2007
Quarter (4th)	20	Deanna Nolan, vs. Minnesota	June 20, 2008

MOST FIELD GOALS

Game	16	Deanna Nolan, at Connecticut	July 24, 2007
Half	9	Many times	
Quarter	8	Deanna Nolan, at Washington (1st)	July 18, 2008

MOST FIELD GOALS ATTEMPTED

Game	28	Sandy Brondello, at Utah (20T)	July 6, 1999
Half	15	Astou Ndiaye-Diatta, vs. Utah (2nd)	August 7, 2001
Quarter	12	Katie Smith, vs. Houston (3rd)	May 17, 2008

MOST FREE THROWS

Game	15	Swin Cash, vs. Miami (OT)	June 28, 2002
Half	11	Swin Cash, at Utah (2nd)	July 8, 2002
Quarter	8	Katie Smith, at Indiana (4th)	July 20, 2007

MOST FREE THROWS ATTEMPTED

Game	21	Swin Cash, vs. Miami (OT)	June 28, 2002
Half	13	Swin Cash, at Utah (2nd)	July 8, 2002
Quarter	8	Many times	

SHOCK INDIVIDUAL HIGHS

MOST THREE-POINT FIELD GOALS

Game	7	Many times	
Half	4	Sandy Brondello, at Utah (20T) (2nd)	July 6, 1999
		Katie Smith, vs. Washington (2nd)	July 11, 2008
Quarter	3	Many times	

MOST THREE-POINT FIELD GOALS ATTEMPTED

Game	12	Many times	
Half	8	Katie Smith, at Sacramento (2nd)	June 6, 2008
Quarter	6	Katie Smith, vs. Houston (3rd)	May 17, 2008

MOST REBOUNDS

Game	22	Cheryl Ford, at San Antonio	May 22, 2004
Half	12	Many times	
Quarter	7	Many times	

MOST OFFENSIVE REBOUNDS

Game	12	Cheryl Ford, at San Antonio	May 22, 2004
------	----	-----------------------------	--------------

MOST DEFENSIVE REBOUNDS

Game	18	Cindy Brown, at Utah	August 10, 1998
------	----	----------------------	-----------------

MOST ASSISTS

Game	11	Deanna Nolan, vs. Connecticut	May 21, 2005
		Deanna Nolan, vs. Atlanta	June 29, 2008
Half	9	Deanna Nolan, vs. San Antonio (2nd)	May 24, 2005
Quarter	5	Many times	

MOST PERSONAL FOULS

Game	6	Many times	
------	---	------------	--

MOST STEALS

Game	7	Alexis Hornbuckle, vs. Houston	May 17, 2008
Half	5	Deanna Nolan, at Indiana (2nd)	June 9, 2004
		Swin Cash, vs. Houston (1st)	July 4, 2004
Quarter	4	Cheryl Ford, vs. Minnesota (3rd)	May 22, 2007

MOST TURNOVERS

Game	9	Swin Cash, at New York	May 26, 2004
------	---	------------------------	--------------

MOST BLOCKED SHOTS

Game	6	Plenette Pierson, at Los Angeles	June 11, 2008
Half	5	Plenette Pierson, at Los Angeles (2nd)	June 11, 2008
Quarter	3	Ruth Riley, vs. Chicago	August 10, 2006
		Plenette Pierson, at Los Angeles (3rd)	June 11, 2008

* Statistics for Single Game or Portion section on these pages are through 2008 season. 2009 statistics are not included.



**MOST POINTS**

Team	17	vs. New York (10T)	July 18, 2007
Individual	12	Deanna Nolan, vs. New York (10T)	June 3, 2005

FEWEST POINTS

Team	1	at Utah (20T)	July 6, 1999
Individual	0	Many times	

MOST FIELD GOALS

Team	5	vs. Los Angeles (10T)	June 17, 2003
		vs. New York (10T)	September 14, 2004
		vs. New York (10T)	July 18, 2007
Individual	3	Swin Cash, at Minnesota (10T)	August 23, 2003
		Ruth Riley, at Connecticut (10T)	June 25, 2004

FEWEST FIELD GOALS

Team	0	at Utah (20T)	July 6, 1999
Individual	0	Many times	

MOST FIELD GOALS ATTEMPTED

Team	13	at Utah (20T)	July 6, 1999
Individual	6	Ruth Riley, at Connecticut (10T)	June 25, 2004

FEWEST FIELD GOALS ATTEMPTED

Team	4	at Seattle (10T)	July 24, 2001
		at Charlotte (10T)	August 6, 2005
Individual	0	Many times	

MOST FREE THROWS

Team	10	vs. Minnesota (10T)	June 20, 2008
Individual	7	Deanna Nolan, vs. New York (10T)	June 3, 2005

FEWEST FREE THROWS

Team	0	Many times	
Individual	0	Many times	

MOST FREE THROWS ATTEMPTED

Team	12	vs. Minnesota (10T)	June 20, 2008
Individual	8	Deanna Nolan, vs. New York (10T)	June 3, 2005

FEWEST FREE THROWS ATTEMPTED

Team	0	Many times	
Individual	0	Many times	

MOST THREE-POINT FIELD GOALS

Team	2	Many times	
Individual	2	Sandy Brondello, at Utah (10T)	July 6, 1999
		Deanna Nolan, vs. New York (10T)	August 10, 2003

MOST THREE-POINT FIELD GOALS ATTEMPTED

Team	5	Many times	
Individual	4	Sandy Brondello, at Utah (10T)	July 6, 1999

FEWEST THREE-POINT FIELD GOALS ATTEMPTED

Team	0	Many times	
Individual	0	Many times	

MOST REBOUNDS

Team	7	at Connecticut (10T)	May 27, 2006
Individual	4	Cheryl Ford, vs. Los Angeles (10T)	June 17, 2003
		Cheryl Ford, at Connecticut (10T)	May 27, 2006

FEWEST REBOUNDS

Team	0	at San Antonio (10T)	July 1, 2008
Individual	0	Many times	

MOST OFFENSIVE REBOUNDS

Team	5	at Utah (20T)	July 6, 1999
Individual	3	Dominique Canty, at Charlotte (10T)	June 16, 2001

FEWEST OFFENSIVE REBOUNDS

Team	0	Many times	
Individual	0	Many times	

MOST DEFENSIVE REBOUNDS

Team	6	at Minnesota (10T)	August 23, 2003
Individual	4	Cheryl Ford, vs. Los Angeles (10T)	June 17, 2003

FEWEST DEFENSIVE REBOUNDS

Team	0	vs. Los Angeles (10T)	June 26, 2001
		at San Antonio (10T)	July 1, 2008
Individual	0	Many times	

MOST ASSISTS

Team	4	vs. Los Angeles (10T)	June 17, 2003
Individual	2	Many times	

FEWEST ASSISTS

Team	0	Many times	
Individual	0	Many times	

MOST PERSONAL FOULS

Team	8	at San Antonio (10T)	July 1, 2008
Individual	3	Edwina Brown, vs. Los Angeles (10T)	June 26, 2001
		Deanna Nolan, at San Antonio (10T)	July 1, 2008
		Deanna Nolan, vs. Minnesota (10T)	June 20, 2008

FEWEST PERSONAL FOULS

Team	1	Many times	
Individual	0	Many times	

MOST STEALS

Team	3	vs. New York (10T)	September 14, 2004
		at San Antonio (10T)	July 1, 2008
Individual	2	Alexis Hornbuckle, at San Antonio (10T)	July 1, 2008

FEWEST STEALS

Team	0	Many times	
Individual	0	Many times	

MOST TURNOVERS

Team	4	Many times	
Individual	2	Kelly Santos, at Charlotte (20T)	June 16, 2001
		Astou Ndiaye-Diatta, at Seattle (10T)	July 24, 2001
		Plenette Pierson, at Connecticut (10T)	May 27, 2006

FEWEST TURNOVERS

Team	0	Many times	
Individual	0	Many times	

MOST BLOCKED SHOTS

Team	2	vs. Minnesota (10T)	June 20, 2008
Individual	1	Many times	

FEWEST BLOCKED SHOTS

Team	0	Many times	
Individual	0	Many times	

* Statistics on these pages are through 2008 season. 2009 statistics are not included.





OPPONENTS TEAM HIGHS

SINGLE SEASON HIGHS

Most Points	2540	2007
Highest Scoring Average	75.8	2000
Most Rebounds	1089	2007
Most Offensive Rebounds	390	2003
Most Defensive Rebounds	780	2007
Most Assists	546	2007
Most Steals	309	2003
Most Turnovers	572	2008
Most Blocked Shots	148	2000

SINGLE SEASON HIGHS

MOST FIELD GOALS

Game	40	at Utah (20T)	July 6, 1999
Half	22	at Los Angeles (2nd)	August 16, 1998
Quarter	12	Many times	

MOST FIELD GOALS ATTEMPTED

Game	87	at Utah (20T)	July 6, 1999
Half	44	Many times	
Quarter	24	at Houston (2nd)	June 2, 2007

HIGHEST FIELD GOAL PERCENTAGE

Game	.611	at Cleveland (33/54)	June 16, 2000
------	------	----------------------	---------------

MOST FREE THROWS

Game	35	at Orlando	August 18, 1999
Half	28	at Connecticut (2nd)	July 30, 2005
Quarter	14	at Indiana (3rd)	May 20, 2006

MOST FREE THROWS ATTEMPTED

Game	47	at Orlando	August 18, 1999
Half	38	vs. Sacramento (2nd)	July 4, 1999
Quarter	16	at Indiana (3rd)	May 20, 2006
		at Connecticut (4th)	June 10, 2007

HIGHEST FREE THROW PERCENTAGE

Game	1.000	Three times, last at Houston (9/9)	July 24, 2008
------	-------	---------------------------------------	---------------

MOST THREE-POINT FIELD GOALS

Game	14	vs. Atlanta	June 29, 2008
Half	9	vs. Seattle (1st)	August 8, 2006
Quarter	7	at Minnesota (1st)	August 16, 2007

MOST 3-POINT FIELD GOALS ATTEMPTED

Game	36	vs. Phoenix	July 8, 2007
Half	18	vs. Phoenix (1st) (2nd)	July 8, 2007
Quarter	12	vs. Washington (4th)	May 30, 2007

MOST REBOUNDS

Game	54	at Utah (20T)	July 6, 1999
Half	26	Many times	
Quarter	16	at Atlanta (2nd)	May 23, 2008

Most Field Goals	911	2003
Most Field Goals Attempted	2286	2003
Field Goal Percentage462	2001
Most Free Throws	565	2005
Most Free Throws Attempted	754	2005
Free Throw Percentage772	2004
Most Three-Point Field Goals	215	2008
Most 3-Pt Field Goals Attempted	616	2008
Three-Point Field Goal Percentage374	2001

MOST OFFENSIVE REBOUNDS

Game	20	at Atlanta	May 23, 2008
Half	12	vs. Chicago (2nd)	August 10, 2006
		at Atlanta (1st)	May 23, 2008
Quarter	9	at Atlanta (2nd)	May 23, 2008

MOST DEFENSIVE REBOUNDS

Game	40	at Utah (20T)	July 6, 1999
Half	20	at Washington (1st)	July 16, 1999
Quarter	12	at Minnesota (1st)	August 16, 2007

MOST ASSISTS

Game	31	at Cleveland	June 16, 2000
Half	17	at Houston (2nd)	July 24, 2008
Quarter	10	Many times	

MOST PERSONAL FOULS

Game	39	vs. Indiana	June 18, 2000
Half	22	vs. Washington (2nd)	May 30, 2007
Quarter	13	Many times	

MOST STEALS

Game	20	at Indiana	July 6, 2003
Half	11	at Indiana (1st)	July 6, 2003
		vs. Houston (2nd)	July 15, 2004
Quarter	7	Many times	

MOST TURNOVERS

Game	28	vs. Washington (20T)	July 10, 1999
		vs. Indiana	June 18, 2000
Half	19	vs. Indiana (1st)	May 21, 2008
Quarter	10	Many times	

MOST BLOCKED SHOTS

Game	12	at Los Angeles	September 9, 2004
Half	10	at Orlando	July 19, 2000
Quarter	6	at Connecticut (1st)	June 30, 2006

OPPONENTS TEAM HIGHS

SINGLE SEASON LOWS

Fewest Points	2078	1998
Lowest Defensive Average67.3	2005
Fewest Rebounds	949	1998
Fewest Offensive Rebounds	273	2005
Fewest Defensive Rebounds	640	2000
Fewest Assists	438	2001
Fewest Steals	249	1998
Fewest Turnovers	443	2002
Fewest Blocked Shots	108	2006

SINGLE SEASON LOWS

FEWEST FIELD GOALS

Game	15	Three times, last at Chicago	August 4, 2006
Half	5	vs. Washington (1st)	August 21, 2005
Quarter	1	Many times	

FEWEST FIELD GOALS ATTEMPTED

Game	43	at Charlotte	August 23, 2005
		vs. Indiana	August 25, 2005
Half	19	Many times	
Quarter	8	vs. Indiana (1st)	May 21, 2008
		at Chicago (2nd)	August 31, 2008

LOWEST FIELD GOAL PERCENTAGE

Game	.246	vs. Charlotte (16/65)	June 29, 1998
------	------	-----------------------	---------------

FEWEST FREE THROWS

Game	0	vs. Washington	August 25, 2003
Half	0	Many times	
Quarter	0	Many times	

FEWEST FREE THROWS ATTEMPTED

Game	1	vs. Washington	August 25, 2003
Half	0	Many times	
Quarter	0	Many times	

LOWEST FREE THROW PERCENTAGE

Game	.000	vs. Washington	August 25, 2003
------	------	----------------	-----------------

FEWEST THREE-POINT FIELD GOALS

Game	0	Many times	
Half	0	Many times	
Quarter	0	Many times	

FEWEST 3-POINT FIELD GOALS ATTEMPTED

Game	1	Many times	
Half	0	vs. Miami (2nd)	July 13, 2001
		vs. Seattle (2nd)	June 8, 2005
Quarter	0	vs. Seattle (4th)	August 8, 2006
		at Chicago (4th)	August 31, 2008

Fewest Field Goals	768	1998
Fewest Field Goals Attempted	1837	2001
Field Goal Percentage388	2006
Fewest Free Throws	412	2003
Fewest Free Throws Attempted	556	2003
Free Throw Percentage713	1998
Fewest Three-Point Field Goals	113	1998
Fewest 3-Pt Field Goals Attempted	338	1999
Three-Point Field Goal Percentage298	2003

FEWEST REBOUNDS

Game	15	vs. Indiana	August 25, 2005
Half	5	vs. Phoenix (2nd)	July 21, 2005
Quarter	0	vs. Chicago (2nd)	August 10, 2006

FEWEST OFFENSIVE REBOUNDS

Game	1	vs. Indiana	June 23, 2001
		vs. New York	July 18, 2001
Half	0	at Phoenix (1st)	August 14, 1998
		vs. Orlando (1st)	June 17, 1999
Quarter	0	Many times	

FEWEST DEFENSIVE REBOUNDS

Game	11	Many times	
Half	3	at Washington (2nd)	July 16, 1999
Quarter	0	vs. Chicago (2nd)	August 10, 2006

FEWEST ASSISTS

Game	3	vs. Cleveland	July 28, 2001
Half	1	Many times	
Quarter	0	Many times	

FEWEST STEALS

Game	1	Many times	
Half	0	Many times	
Quarter	0	Many times	

FEWEST BLOCKED SHOTS

Game	0	Many times	
Half	0	Many times	
Quarter	0	Many times	

*Statistics on these pages are through 2008 season. 2009 statistics are not included.





OPPONENT INDIVIDUAL HIGHS

SINGLE GAME OR PORTION

MOST POINTS

Game	40	Katie Smith, vs. Minnesota	June 17, 2001
Half (1st)	21	Katie Smith, vs. Minnesota	June 17, 2001
Half (2nd)	24	Cappie Pondexter, at Phoenix	June 14, 2008
Quarter (1st)	14	Svetlana Abrosimova, at Minnesota	August 16, 2007
Quarter (2nd)	13	Cappie Pondexter, vs. Phoenix	July 6, 2006
Quarter (3rd)	15	DeLisha Milton Jones, at Washington	June 3, 2006
Quarter (4th)	17	Jia Perkins, vs. Chicago	July 16, 2008

MOST FIELD GOALS

Game	13	Many times	
Half	9	Many times	
Quarter	6	DeLisha Milton-Jones, at Washington (2nd)	June 3, 2006
		Cappie Pondexter, vs. Phoenix (2nd)	July 6, 2006

MOST FIELD GOALS ATTEMPTED

Game	24	Many times	
Half	15	Tari Phillips, at New York (2nd)	June 27, 2003
		Tangela Smith, at Sacramento (2nd)	August 15, 2003
Quarter	12	Tina Thompson, vs. Houston (3rd)	May 17, 2008

MOST FREE THROWS

Game	15	Cappie Pondexter, at Phoenix	June 14, 2008
Half	11	Taj McWilliams-Franklin, at Connecticut (2nd)	July 15, 2005
		Cappie Pondexter, at Phoenix (2nd)	June 14, 2008
Quarter	7	Many times	

MOST FREE THROWS ATTEMPTED

Game	17	Cappie Pondexter, at Phoenix	June 14, 2008
Half	12	Tamika Catchings, at Indiana (2nd)	July 15, 2005
		Taj McWilliams-Franklin, at Connecticut (2nd)	July 30, 2005
Quarter	9	Tamika Catchings, vs. Indiana (4th)	June 6, 2007

MOST THREE-POINT FIELD GOALS

Game	6	Many times	
Half	6	Sue Bird, vs. Seattle (1st)	August 8, 2006
Quarter	3	Many times	

MOST THREE-POINT FIELD GOALS ATTEMPTED

Game	12	Betty Lennox, vs. Atlanta	June 29, 2008
		Roneeka hodes, at Houston	July 24, 2008
Half	9	Sue Bird, vs. Seattle (1st)	August 8, 2006
Quarter	7	Jia Perkins, vs. Chicago (4th)	July 16, 2008

OPPONENT INDIVIDUAL HIGHS

MOST REBOUNDS

Game	18	Ericka DeSouza, at Atlanta	May 23, 2008
Half	11	Ericka DeSouza, at Atlanta (1st)	May 23, 2008
Quarter	11	Ericka DeSouza, at Atlanta (2nd)	May 23, 2008

MOST OFFENSIVE REBOUNDS

Game	9	Ericka DeSouza, at Atlanta (1st)	May 23, 2008
------	---	----------------------------------	--------------

MOST DEFENSIVE REBOUNDS

Game	13	Chamique Holdsclaw, vs. Washington (20T)	July 10, 1999
		Tamika Catchings, at Indiana	June 29, 2006

MOST ASSISTS

Game	13	Lindsay Whalen, vs. Connecticut	June 27, 2004
Half	8	Lindsay Whalen, vs. Connecticut (2nd)	June 27, 2004
		Shannon Johnson, at Houston (2nd)	July 24, 2008
Quarter	6	Shannon Johnson, at Houston (3rd)	July 24, 2008

MOST STEALS

Game	7	Yolanda Griffith, vs. Sacramento	June 3, 2000
		Alana Beard, at Washington	July 28, 2004
Half	6	Diana Taurasi, vs. Phoenix (1st)	July 8, 2007
Quarter	5	Diana Taurasi, vs. Phoenix (1st)	July 8, 2007

MOST TURNOVERS

Game	7	Many times	
------	---	------------	--

MOST BLOCKED SHOTS

Game	10	Lisa Leslie, at Los Angeles	September 9, 2004
------	----	-----------------------------	-------------------

** Statistics on these pages are through 2008 season. 2009 statistics are not included.*





OPPONENT OVERTIME

MOST POINTS

Team	15	vs. Los Angeles (10T)	June 26, 2001
Individual	10	Becky Hammon, at San Antonio (10T)	July 1, 2008

FEWEST POINTS

Team	2	vs. Los Angeles (10T)	June 17, 2003
Individual	0	Many times	

MOST FIELD GOALS

Team	5	at Charlotte (20T)	August 6, 2005
Individual	3	Sheri Sam, at Charlotte (20T)	August 6, 2005

FEWEST FIELD GOALS

Team	0	vs. Los Angeles (10T)	June 17, 2003
Individual	0	Many times	

MOST FIELD GOALS ATTEMPTED

Team	11	at Utah (10T)	July 6, 1999
Individual	6	Svetlana Abrosimova, at Minnesota (10T)	August 23, 2003

FEWEST FIELD GOALS ATTEMPTED

Team	3	at San Antonio (10T)	July 1, 2008
Individual	0	Many times	

MOST FREE THROWS

Team	8	vs. Los Angeles (10T)	June 26, 2001
		at San Antonio (10T)	July 1, 2008
Individual	6	Becky Hammon, at San Antonio (10T)	July 1, 2008

FEWEST FREE THROWS

Team	0	Many times	
Individual	0	Many times	

MOST FREE THROWS ATTEMPTED

Team	11	vs. Minnesota (10T)	June 20, 2008
Individual	6	Keisha Anderson, at Charlotte (10T)	June 16, 2001
		Becky Hammon, at San Antonio (10T)	July 1, 2008

FEWEST FREE THROWS ATTEMPTED

Team	0	Many times	
Individual	0	Many times	

MOST THREE-POINT FIELD GOALS

Team	2	vs. New York (10T)	June 3, 2005
Individual	1	Many times	

FEWEST THREE-POINT FIELD GOALS

Team	0	Many times	
Individual	0	Many times	

MOST THREE-POINT FIELD GOALS ATTEMPTED

Team	4	at Portland (10T)	July 22, 2001
		vs. New York (10T)	June 3, 2005
Individual	2	Many times	

FEWEST THREE-POINT FIELD GOALS ATTEMPTED

Team	0	Many times	
Individual	0	Many times	

MOST REBOUNDS

Team	8	at Utah (10T)	July 6, 1999
Individual	4	Margo Dydek, at Utah (20T)	July 6, 1999

OPPONENT OVERTIME

FEWEST REBOUNDS

Team	0	vs. Minnesota (10T)	August 11, 2005
Individual	0	Many times	

MOST OFFENSIVE REBOUNDS

Team	4	at Utah (10T)	July 6, 1999
Individual	2	Janel McCarville, vs. New York (10T)	July 6, 2007
		Shameka Christon, vs. New York (10T)	July 18, 2007

FEWEST OFFENSIVE REBOUNDS

Team	0	Many times	
Individual	0	Many times	

MOST DEFENSIVE REBOUNDS

Team	6	at Utah (20T)	July 6, 1999
Individual	4	Margo Dydek, at Utah (20T)	July 6, 1999

FEWEST DEFENSIVE REBOUNDS

Team	0	vs. Minnesota (10T)	August 11, 2005
Individual	0	Many times	

MOST ASSISTS

Team	4	vs. New York (10T)	July 6, 2007
Individual	2	Many times	

FEWEST ASSISTS

Team	0	Many times	
Individual	0	Many times	

MOST PERSONAL FOULS

Team	8	vs. New York (10T)	July 18, 2007
		vs. Minnesota (10T)	June 20, 2008
Individual	3	Shameka Christon, vs. New York (10T)	June 3, 2005

FEWEST PERSONAL FOULS

Team	0	at Seattle (10T)	July 24, 2001
		at Connecticut (10T)	June 25, 2004
Individual	0	Many times	

MOST STEALS

Team	3	at Charlotte (20T)	June 16, 2001
Individual	2	Nykesha Sales, at Connecticut (10T)	June 25, 2004

FEWEST STEALS

Team	0	Many times	
Individual	0	Many times	

MOST TURNOVERS

Team	4	vs. New York (10T)	September 14, 2004
Individual	2	Elena Baranova, vs. New York (10T)	September 14, 2004
		Nykesha Sales, at Connecticut (10T)	June 25, 2004

FEWEST TURNOVERS

Team	0	Many times	
Individual	0	Many times	

MOST BLOCKED SHOTS

Team	2	at Utah (20T)	July 6, 1999
		vs. New York (10T)	August 10, 2003
Individual	1	Many times	

FEWEST BLOCKED SHOTS

Team	0	Many times	
------	---	------------	--

* Statistics on these pages are through 2008 season. 2009 statistics are not included.





YEAY-BY-YEAR LEADERS

GAMES STARTED

2009	McWilliams	34
2008	Nolan, Smith	34
2007	Nolan, Smith	34
2006	Cash, Nolan, Riley, Smith	34
2005	Nolan, Ford, Riley	33
2004	Nolan, Riley	34
2003	Riley	34
2002	Cash, Nolan, Ndiaye-Diatta	32
2001	Tornikidou	32
2000	Ndiaye-Diatta, Tornikidou	32
1999	Brondello	32
1998	Brown, Brcaninovic	30

GAMES PLAYED

2009	McWilliams	34
2008	Nolan, Smith, Hornbuckle	34
2007	Feenstra, Nolan, Smith	34
2006	Braxton, Cash, Holland-Corn, Nolan, Pierson, Riley, Smith	34
2005	Farris	34
2004	Nolan, Riley	34
2003	Farris, Holland-Corn, Lambert, Riley	34
2002	Cash, Ndiaye-Diatta, Nolan, Walker, Farris	32
2001	Brown, Ndiaye-Diatta, Canty, Tornikidou	32
2000	Brown, Ndiaye-Diatta, Palmer, Tornikidou	32
1999	Brondello, Boyd	32
1998	Brondello, Brcaninovic, Brown, Boyd, Sporn	30

TOTAL POINTS

2009	Nolan	559
2008	Nolan	538
2007	Nolan	553
2006	Nolan	468
2005	Nolan	524
2004	Cash	526
2003	Cash	548
2002	Cash	474
2001	Ndiaye-Diatta	376
2000	Palmer	441
1999	Brondello	424
1998	Brondello	426

SCORING AVERAGE

2009	Nolan	16.9
2008	Nolan	15.8
2007	Nolan	16.3
2006	Ford	13.8
2005	Nolan	15.9
2004	Cash	16.4
2003	Cash	16.6
2002	Cash	14.8
2001	Ndiaye-Diatta	11.8
2000	Palmer	13.8
1999	Brondello	13.3
1998	Brondello	14.2

MINUTES PLAYED

2009	Nolan	1,113
2008	Smith	1,152
2007	Nolan	1,175
2006	Smith	1,140
2005	Nolan	1,213
2004	Nolan	1,138
2003	Cash	1,097
2002	Cash	1,079
2001	Ndiaye-Diatta	913
2000	Palmer	914
1999	Brondello	1,002
1998	Brondello	993

FIELD GOALS MADE

2009	Nolan	214
2008	Nolan	216
2007	Nolan	221
2006	Nolan	172
2005	Nolan	184
2004	Cash	180
2003	Cash	195
2002	Cash	144
2001	Ndiaye-Diatta	156
2000	Palmer	167
1999	Brondello	152
1998	Brondello	157

FIELD GOALS ATTEMPTED

2009	Nolan	525
2008	Nolan, Smith, Hornbuckle	465
2007	Nolan	480
2006	Nolan	425
2005	Nolan	462
2004	Cash	384
2003	Cash	430
2002	Cash	353
2001	Ndiaye-Diatta	341
2000	Palmer	373
1999	Brondello	347
1998	Brondello	367

FIELD GOAL PERCENTAGE (MIN. 100 ATT)

2009	Braxton	52.7
2008	Humphrey	50.0
2007	Feenstra	52.7
2006	Ford	49.8
2005	Braxton	46.2
2004	Cash	46.9
2003	Riley	49.8
2002	Ndiaye-Diatta	46.7
2001	Ndiaye-Diatta	45.1
2000	Ndiaye-Diatta	47.4
1999	Azzi	51.4
1998	Mujanovic	52.0

Free Throws Made

2009	Zellous	155
2008	Smith	110
2007	Smith	133
2006	Ford	129
2005	Nolan	128
2004	Cash	158
2003	Cash	146
2002	Cash	173
2001	Tornikidou	63
2000	Palmer	95
1999	Canty	94
1998	Brondello	96

Free Throws Attempted

2009	Zellous	181
2008	Smith	124
2007	Smith	157
2006	Ford	199
2005	Nolan	160
2004	Cash	219
2003	Cash	214
2002	Cash	227
2001	Ndiaye-Diatta	76
2000	Palmer	135
1999	Canty	136
1998	Brown	114

FREE THROW PERCENTAGE (MIN 60 ATT)

2009	Smith	91.8
2008	Smith	88.7
2007	Smith	84.7
2006	Smith	91.2
2005	Nolan, Riley, Lambert	80.0
2004	Riley	81.6
2003	Nolan	79.2
2002	Cash	76.2
2001	Tornikidou	88.7
2000	Tornikidou	91.4
1999	Brondello	84.7
1998	Brondello	92.3

THREE-POINTERS MADE

2009	Smith	57
2008	Smith	76
2007	Smith	61
2006	Smith	59
2005	Nolan	28
2004	Nolan	33
2003	Holland-Corn	50
2002	Nolan	42
2001	Cross, Kingi	33
2000	Neves	28
1999	Brondello	37
1998	Hiede	29

THREE-POINTERS ATTEMPTED

2009	Smith	132
2008	Smith	211
2007	Smith	196
2006	Smith	161
2005	Nolan	90
2004	Nolan	114
2003	Holland-Corn	124
2002	Nolan	114
2001	Cross, Kingi	88
2000	Neves	92
1999	Brondello	76
1998	Hiede	74

THREE-POINT PERCENTAGE (MIN 40 ATT)

2009	Smith	43.2
2008	Nolan	37.4
2007	Latta	44.9
2006	Smith	36.6
2005	Jones	48.6
2004	Nolan	28.9
2003	Nolan	41.2
2002	Nolan	36.8
2001	Tornikidou	44.9
2000	DeForge	32.1
1999	Azzi	51.7
1998	Hiede	39.2

REBOUNDS

2009	McWilliams	225
2008	Ford	208
2007	Pierson	197
2006	Ford	363
2005	Ford	322
2004	Ford	297
2003	Ford	334
2002	Cash	222
2001	Ndiaye-Diatta	171
2000	Palmer	219
1999	Whiting-Raymond	207
1998	Brown	301

ASSISTS

2009	Nolan	116
2008	Nolan	150
2007	Nolan	132
2006	Nolan	124
2005	Nolan	121
2004	Cash	135
2003	Powell	129
2002	Cash	86
2001	Brown	87
2000	Canty, Tornikidou	82
1999	Azzi	106
1998	Brondello	98

PERSONAL FOULS

2009	Zellous	111
2008	Pierson	99
2007	Pierson	110
2006	Ford	114
2005	Ford	143
2004	Riley	121
2003	Riley	128
2002	Cash	85
2001	Brown	83
2000	Palmer	112
1999	Azzi	103
1998	Brown	105

STEALS

2009	Nolan	44
2008	Hornbuckle	79
2007	Nolan	49
2006	Nolan	49
2005	Nolan	55
2004	Nolan	66
2003	Powell	45
2002	Cash	37
2001	Brown	33
2000	Canty	49
1999	Whiting-Raymond	40
1998	Brown	51

TURNOVERS

2009	Zellous	77
2008	Smith	80
2007	Nolan	82
2006	Cash	88
2005	Nolan	100
2004	Nolan	90
2003	Cash	108
2002	Cash	100
2001	Ndiaye-Diatta	73
2000	Tornikidou, Brown	68
1999	Brondello	75
1998	Hiede	88

BLOCKED SHOTS

2009	Braxton	18
2008	Pierson	34
2007	Feenstra	25
2006	Riley	49
2005	Ford, Riley	46
2004	Riley	53
2003	Riley	58
2002	Walker	34
2001	Ndiaye-Diatta	28
2000	Ndiaye-Diatta	22
1999	Whiting-Raymond	31
1998	Mujanovic	26





YEAR-BY-YEAR COMPARISON

	2009	2008	2007	2006	2005	2004	2003	2002	2001	2000	1999	1998
RECORD	18-16	22-12	24-10	23-11	16-18	17-17	25-9	9-23	10-22	14-18	15-17	17-13
HOME RECORD	11-6	14-3	12-5	14-3	12-5	8-9	13-4	7-9	6-10	8-8	7-9	12-4
ROAD RECORD	7-10	8-9	12-5	9-8	4-13	9-8	12-5	2-14	4-12	6-10	8-8	5-9
VS. EAST	12-12	16-4	14-6	14-6	11-9	11-9	18-6	6-15	7-14	10-11	12-8	9-3
VS. WEST	6-4	6-8	10-4	9-5	5-9	6-8	7-3	3-8	3-8	4-7	3-9	8-10
OVERTIME	3-4	1-2	1-1	1-0	2-2	1-1	4-0	0-2	3-2	0-1	0-2	0-0
Average Points For/Against	78.0/77.8	78.6/74.2	79.3/74.7	74.3/70.1	66.1/67.3	69.6/70.0	75.1/70.4	66.1/70.8	65.7/70.9	72.8/75.8	70.0/72.0	69.6/69.3
Average Rebounds For/Against	36.1/32.4	36.7/31.9	38.6/32.0	37.8/31.9	35.7/29.9	34.4/31.0	36.2/31.3	33.7/30.7	29.5/30.7	30.8/30.3	31.1/33.2	35.9/31.6
Average Assists For/Against	16.9/15.4	17.8/15.3	16.6/16.1	16.8/13.9	14.0/13.9	16.6/15.1	16.0/14.8	14.9/14.5	14.7/13.7	15.7/16.0	14.5/16.1	14.4/14.8
Average Steals For/Against	7.7/8.2	8.18/6.74	6.68/8.12	6.26/8.09	7.12/8.00	8.15/8.50	7.74/9.09	6.28/8.66	7.03/8.19	8.13/8.88	7.4/8.2	6.6/8.3
Average Turnovers For/Against	16.1/15.6	14.6/16.8	16.59/15.56	15.8/14.9	16.8/15.3	15.1/14.6	17.9/14.6	16.9/13.8	15.6/15.1	16.6/17.0	15.1/16.6	16.3/14.9
Average Blocks For/Against	2.9/3.2	3.47/3.50	3.44/3.44	4.03/3.15	4.56/4.00	4.35/3.85	4.65/3.79	4.13/4.34	2.56/3.41	2.75/4.63	3.0/4.2	2.7/3.8
FG Percentage For/Against	.430/.410	.424/.405	.430/.396	.414/.388	.403/.403	.417/.410	.450/.399	.399/.417	.404/.462	.438/.460	.401/.437	.411/.411
FT Percentage For/Against	.748/.777	.747/.761	.758/.762	.741/.754	.658/.749	.702/.772	.707/.741	.725/.767	.760/.765	.742/.736	.702/.719	.702/.713
3-Pt. FG Percentage For/Against	.351/.340	.353/.349	.357/.333	.329/.312	.321/.340	.297/.358	.387/.298	.302/.327	.353/.374	.278/.366	.360/.337	.323/.301
Starter Scoring	N/A	51.1	69.8	55.9	45.5	56.0	56.8	48.8	44.1	49.3	47.1	55.7
Bench Scoring	N/A	27.5	30.3	18.4	20.6	13.6	18.3	17.2	21.6	23.6	22.9	13.9
Games Decided by 3 Points or Less	3-4	2-3	3-1	1-1	3-4	1-5	6-2	3-3	4-4	4-2	3-1	3-4
Games Decided by 10 Points or More	12-7	14-6	8-4	13-6	5-6	7-7	12-5	4-12	4-8	5-12	4-11	9-6



SHOCK OPPONENTS

EASTERN CONFERENCE

	W	L	PCT	GB	HOME	ROAD
Indiana	22	12	.647	-	14-3	8-9
Atlanta	18	16	.529	4	12-5	6-11
Detroit	18	16	.529	4	11-6	7-10
Chicago	16	18	.471	6	12-5	4-13
Connecticut	16	18	.471	6	12-5	4-13
Washington	16	18	.471	6	11-6	5-12
New York	13	21	.382	9	8-9	5-12

WESTERN CONFERENCE

	W	L	PCT	GB	HOME	ROAD
Phoenix	23	11	.676	-	12-5	11-6
Seattle	20	14	.588	3	13-4	7-10
Los Angeles	18	16	.529	5	11-6	7-10
San Antonio	15	19	.441	8	10-7	5-12
Minnesota	14	20	.412	9	9-8	5-12
Sacramento	12	22	.353	11	7-10	5-12

2009 WNBA PLAYOFF RESULTS

FIRST ROUND

Phoenix defeats San Antonio 2-1

Game 1: San Antonio 92, Phoenix 91
 Game 2: Phoenix 106, San Antonio 78
 Game 3: Phoenix 100, San Antonio 92

Los Angeles defeats Seattle 2-1

Game 1: Los Angeles 70, Seattle 63
 Game 2: Seattle 75, Los Angeles 74
 Game 3: Los Angeles 75, Seattle 64

Indiana defeats Washington 2-0

Game 1: Indiana 88, Washington 79
 Game 2: Indiana 81, Washington 74

Detroit defeats Atlanta 2-0

Game 1: Detroit 94, Atlanta 89
 Game 2: Detroit 94, Atlanta 79

CONFERENCE FINALS

Phoenix defeats Los Angeles 2-1

Game 1: Phoenix 103, Los Angeles 94
 Game 2: Los Angeles 87, Phoenix 76
 Game 3: Phoenix 85, Los Angeles 74

Indiana defeats Detroit 2-1

Game 1: Detroit 72, Indiana 56
 Game 2: Indiana 79, Detroit 75
 Game 3: Indiana 72, Detroit 67

FINALS

Phoenix defeats Indiana 3-2

Game 1: Phoenix 120, Indiana 116 (OT)
 Game 2: Indiana 93, Phoenix 84
 Game 3: Indiana 86, Phoenix 85
 Game 4: Phoenix 90, Indiana 77
 Game 5: Phoenix 94, Indiana 86

2009 ALL-WNBA FIRST TEAM

PLAYER	TEAM	POSITION	POINTS
Diana Taurasi	Phoenix Mercury	Forward	201
Tamika Catchings	Indiana Fever	Forward	167
Lauren Jackson	Seattle Storm	Forward/Center	179
Becky Hammon	San Antonio Silver Stars	Guard	169
Cappie Pondexter	Phoenix Mercury	Guard	151

2009 ALL-WNBA SECOND TEAM

PLAYER	TEAM	POSITION	POINTS
Candace Parker	Los Angeles Sparks	Guard/Forward	100
Sophia Young	San Antonio Silver Stars	Forward	72
Lisa Leslie	Los Angeles Sparks	Center	69
Katie Douglas	Indiana Fever	Guard	138
Deanna Nolan	Detroit Shock	Guard	75

MOST VALUABLE PLAYER PRESENTED BY KIA MOTORS: Diana Taurasi (Phoenix Mercury)

ADIDAS ROOKIE OF THE YEAR : Angel McCoughtry (Atlanta Dream)

DEFENSIVE PLAYER OF THE YEAR PRESENTED BY KIA MOTORS: Tamika Catchings (Indiana Fever)

SIXTH WOMAN OF THE YEAR PRESENTED BY KIA MOTORS: DeWanna Bonner (Phoenix Mercury)

COACH OF THE YEAR: Marynell Meadors (Atlanta Dream)

KIM PERROT SPORTSMANSHIP AWARD: Kara Lawson (Sacramento Monarchs)

MOST IMPROVED PLAYER PRESENTED BY KIA MOTORS: Crystal Langhorne (Washington Mystics)

WNBA PEAK PERFORMERS

SCORING: Diana Taurasi (Phoenix Mercury)

REBOUNDING: Candace Parker (Los Angeles Sparks)

ASSISTS: Sue Bird (Seattle Storm)

2009 ALL-DEFENSIVE FIRST TEAM

PLAYER	TEAM	POSITION	POINTS
Tamika Catchings	Indiana Fever	Forward	24
Lauren Jackson	Seattle Storm	Forward/Center	12
Nicky Anosike	Minnesota Lynx	Center/Forward	13
Tanisha Wright	Seattle Storm	Guard	10
Tully Bevilacqua	Indiana Fever	Guard	9

2009 ALL-DEFENSIVE SECOND TEAM

PLAYER	TEAM	POSITION	POINTS
Sancho Lyttle	Atlanta Dream	Forward	9
Angel McCoughtry	Atlanta Dream	Forward	9
Lisa Leslie	Los Angeles Sparks	Center	10
Candace Parker	Los Angeles Sparks	Guard/Forward	8
Alana Beard	Washington Mystics	Guard	8
Deanna Nolan	Detroit Shock	Guard	8

2009 ADIDAS ALL-ROOKIE TEAM

PLAYER	TEAM	POSITION	POINTS
Angel McCoughtry	Atlanta Dream	Forward	12
DeWanna Bonner	Phoenix Mercury	Guard/Forward	12
Shavonte Zellous	Detroit Shock	Guard	11
Renee Montgomery	Minnesota Lynx	Guard	11
Marissa Coleman	Washington Mystics	Guard	6





WNBA STATS

TEAMS' STATISTICS

		- FIELD GOALS -			- 3PT FG'S -			- FREE THROWS -			- REBOUNDS -			- MISCELLANEOUS -					- SCORING -		
TEAM	G	MADE	ATT.	PCT.	MADE	ATT.	PCT.	MADE	ATT.	PCT.	OFF.	DEF.	TOT.	AST	PF	DQ	STL	TO	BLK	PTS	AVG.
Phoe.	34	1128	2454	.460	257	665	.386	643	752	.855	284	906	1190	625	740	6	225	500	181	3156	92.8
Atl.	34	1089	2428	.449	114	374	.305	569	755	.754	404	855	1259	547	741	5	329	590	121	2861	84.1
Minn.	34	949	2257	.420	242	695	.348	591	766	.772	325	762	1087	509	693	4	301	513	128	2731	80.3
Det.	34	980	2277	.430	153	436	.351	539	721	.748	373	853	1226	575	766	9	261	546	97	2652	78.0
Conn.	34	966	2381	.406	202	639	.316	517	692	.747	358	826	1184	608	677	6	250	453	130	2651	78.0
S.A.	34	936	2190	.427	256	739	.346	487	626	.778	281	768	1049	598	596	5	257	509	116	2615	76.9
Sac.	34	946	2194	.431	132	389	.339	586	744	.788	391	763	1154	540	645	2	289	584	98	2610	76.8
Ind.	34	890	2212	.402	213	637	.334	613	746	.822	342	780	1122	527	692	6	373	531	117	2606	76.6
Wash.	34	933	2205	.423	139	426	.326	580	827	.701	388	803	1191	453	725	6	314	607	118	2585	76.0
Chi.	34	930	2136	.435	186	471	.395	527	693	.760	307	776	1083	532	605	1	249	532	138	2573	75.7
Sea.	34	909	2116	.430	171	486	.352	555	707	.785	316	788	1104	536	710	10	276	555	150	2544	74.8
L.A.	34	973	2264	.430	152	512	.297	435	550	.791	365	883	1248	587	583	4	217	568	166	2533	74.5
N.Y.	34	900	2168	.415	254	710	.358	458	582	.787	280	802	1082	526	637	3	276	543	121	2512	73.9

OPPONENTS STATISTICS

	- FIELD GOALS -			- 3PT FG'S -			- FREE THROWS -			- REBOUNDS -			- MISCELLANEOUS -					- SCORING -			
TEAM	MADE	ATT.	PCT.	MADE	ATT.	PCT.	MADE	ATT.	PCT.	OFF.	DEF.	TOT.	AST	PF	DQ	STL	TO	PTS	AVG.	DIFF.	
Sea.	882	2150	.410	202	585	.345	510	671	.760	332	746	1078	517	672	7	275	555	131	2476	72.8	+2.0
L.A.	903	2262	.399	213	636	.335	479	623	.769	320	730	1050	516	622	6	300	463	115	2498	73.5	+1.0
Ind.	909	2118	.429	154	483	.319	529	692	.764	318	849	1167	498	700	8	271	638	116	2501	73.6	+3.1
N.Y.	906	2157	.420	192	554	.347	531	673	.789	333	869	1202	482	590	7	269	548	124	2535	74.6	-0.7
Wash.	945	2184	.433	162	478	.339	570	755	.755	322	789	1111	524	778	5	315	576	156	2622	77.1	-1.1
Det.	902	2201	.410	208	611	.340	632	813	.777	320	781	1101	524	716	7	279	531	110	2644	77.8	+0.2
Conn.	953	2236	.426	157	488	.322	591	746	.792	329	945	1274	525	684	7	248	549	125	2654	78.1	-0.1
S.A.	1000	2279	.439	173	499	.347	488	620	.787	364	824	1188	529	643	2	268	502	120	2661	78.3	-1.4
Sac.	994	2221	.448	223	604	.369	479	586	.817	326	702	1028	627	704	5	262	576	147	2690	79.1	-2.4
Chi.	1004	2269	.442	206	593	.347	479	613	.781	359	797	1156	610	636	4	273	489	121	2693	79.2	-3.5
Atl.	996	2363	.421	181	530	.342	624	807	.773	353	821	1174	615	700	4	347	601	133	2797	82.3	+1.9
Minn.	1041	2260	.461	195	510	.382	550	711	.774	317	848	1165	589	694	3	250	543	140	2827	83.1	-2.8
Phoe.	1094	2582	.424	205	608	.337	638	851	.750	421	864	1285	607	671	2	260	460	143	3031	89.1	+3.7

TEAMS' STATISTICS

TEAM	G	- FIELD GOALS -			- 3PT FG'S -			- FREE THROWS -			- REBOUNDS -			- MISCELLANEOUS -					PTS	
		MADE	ATT.	PCT.	MADE	ATT.	PCT.	MADE	ATT.	PCT.	OFF.	DEF.	TOT.	AST	PF	DQ	STL	TO	BLK	PTS
Atl.	34	32.03	71.41	.449	3.35	11.00	.305	16.74	22.21	.754	11.88	25.15	37.03	16.09	21.79	0.15	9.68	17.35	3.56	84.1
Chi.	34	27.35	62.82	.435	5.47	13.85	.395	15.50	20.38	.760	9.03	22.82	31.85	15.65	17.79	0.03	7.32	15.65	4.06	75.7
Conn.	34	28.41	70.03	.406	5.94	18.79	.316	15.21	20.35	.747	10.53	24.29	34.82	17.88	19.91	0.18	7.35	13.32	3.82	78.0
Det.	34	28.82	66.97	.430	4.50	12.82	.351	15.85	21.21	.748	10.97	25.09	36.06	16.91	22.53	0.26	7.68	16.06	2.85	78.0
Ind.	34	26.18	65.06	.402	6.26	18.74	.334	18.03	21.94	.822	10.06	22.94	33.00	15.50	20.35	0.18	10.97	15.62	3.44	76.6
L.A.	34	28.62	66.59	.430	4.47	15.06	.297	12.79	16.18	.791	10.74	25.97	36.71	17.26	17.15	0.12	6.38	16.71	4.88	74.5
Minn.	34	27.91	66.38	.420	7.12	20.44	.348	17.38	22.53	.772	9.56	22.41	31.97	14.97	20.38	0.12	8.85	15.09	3.76	80.3
N.Y.	34	26.47	63.76	.415	7.47	20.88	.358	13.47	17.12	.787	8.24	23.59	31.82	15.47	18.74	0.09	8.12	15.97	3.56	73.9
Phoe.	34	33.18	72.18	.460	7.56	19.56	.386	18.91	22.12	.855	8.35	26.65	35.00	18.38	21.76	0.18	6.62	14.71	5.32	92.8
Sac.	34	27.82	64.53	.431	3.88	11.44	.339	17.24	21.88	.788	11.50	22.44	33.94	15.88	18.97	0.06	8.50	17.18	2.88	76.8
S.A.	34	27.53	64.41	.427	7.53	21.74	.346	14.32	18.41	.778	8.26	22.59	30.85	17.59	17.53	0.15	7.56	14.97	3.41	76.9
Sea.	34	26.74	62.24	.430	5.03	14.29	.352	16.32	20.79	.785	9.29	23.18	32.47	15.76	20.88	0.29	8.12	16.32	4.41	74.8
Wash.	34	27.44	64.85	.423	4.09	12.53	.326	17.06	24.32	.701	11.41	23.62	35.03	13.32	21.32	0.18	9.24	17.85	3.47	76.0

WNBA STATS

OPPONENT STATISTICS

TEAM		- FIELD GOALS -			- 3PT FG'S -			- FREE THROWS -			- REBOUNDS -			- MISCELLANEOUS -						
		G	MADE	PCT.	MADE	ATT.	PCT.	MADE	ATT.	PCT.	OFF.	DEF.	TOT.	AST	PF	DQ	STL	TO	BLK	PTS
Atl.	34	29.29	69.50	.421	5.32	15.59	.342	18.35	23.74	.773	10.38	24.15	34.53	18.09	20.59	0.12	10.21	17.68	3.91	82.3
Chi.	34	29.53	66.74	.442	6.06	17.44	.347	14.09	18.03	.781	10.56	23.44	34.00	17.94	18.71	0.12	8.03	14.38	3.56	79.2
Conn.	34	28.03	65.76	.426	4.62	14.35	.322	17.38	21.94	.792	9.68	27.79	37.47	15.44	20.12	0.21	7.29	16.15	3.68	78.1
Det.	34	26.53	64.74	.410	6.12	17.97	.340	18.59	23.91	.777	9.41	22.97	32.38	15.41	21.06	0.21	8.21	15.62	3.24	77.8
Ind.	34	26.74	62.29	.429	4.53	14.21	.319	15.56	20.35	.764	9.35	24.97	34.32	14.65	20.59	0.24	7.97	18.76	3.41	73.6
L.A.	34	26.56	66.53	.399	6.26	18.71	.335	14.09	18.32	.769	9.41	21.47	30.88	15.18	18.29	0.18	8.82	13.62	3.38	73.5
Minn.	34	30.62	66.47	.461	5.74	15.00	.382	16.18	20.91	.774	9.32	24.94	34.26	17.32	20.41	0.09	7.35	15.97	4.12	83.1
N.Y.	34	26.65	63.44	.420	5.65	16.29	.347	15.62	19.79	.789	9.79	25.56	35.35	14.18	17.35	0.21	7.91	16.12	3.65	74.6
Phoe.	34	32.18	75.94	.424	6.03	17.88	.337	18.76	25.03	.750	12.38	25.41	37.79	17.85	19.74	0.06	7.65	13.53	4.21	89.1
Sac.	34	29.24	65.32	.448	6.56	17.76	.369	14.09	17.24	.817	9.59	20.65	30.24	18.44	20.71	0.15	7.71	16.94	4.32	79.1
S.A.	34	29.41	67.03	.439	5.09	14.68	.347	14.35	18.24	.787	10.71	24.24	34.94	15.46	18.91	0.06	7.88	14.76	3.53	78.3
Sea.	34	25.94	63.24	.410	5.94	17.21	.345	15.00	19.74	.760	9.76	21.94	31.71	15.21	19.76	0.21	8.09	16.32	3.85	72.8
Wash.	34	27.79	64.24	.433	4.76	14.06	.339	16.76	22.21	.755	9.47	23.21	32.68	15.41	22.88	0.15	9.26	16.94	4.59	77.1
ONE TEAM		28.35	66.25	.428	5.59	16.24	.344	16.06	20.73	.775	9.99	23.90	33.89	16.21	19.93	0.15	8.18	15.91	3.80	78.3
BOTH TEAMS		56.69	132.50	.428	11.18	32.48	.344	32.13	41.45	.775	19.97	47.81	67.78	32.41	39.86	0.30	16.37	31.81	7.61	156.7



WNBA STATS

COMBINATION TEAM/OPPONENT STATISTICS, RANK WITHIN LEAGUE

	ATL	CHI	CT	DET	IND	LA	MIN	NY	PHO	SAC	SA	SEA	WAS
Pts/game/diff.	4	13	7	6	2	5	12	8	1	11	10	3	9
Off. Reb. Pct.	3	8	10	5	7	2	9	13	12	1	11	6	4
Def. Reb. Pct.	6	11	3	2	5	1	8	7	12	10	13	9	4
Total Reb. Pct.	5	10	8	3	7	1	9	11	13	2	12	6	4

MISCELLANEOUS STATISTICS

TEAM	POINTS PER GAME		FIELD GOAL PERCENTAGE		TURNOVERS PER GAME		REBOUND PERCENTAGES			BELOW 70 PTS		OVERTIME 3 PTS. OR LESS		DECIDED 10 PTS. OR MORE	
	OWN	OPP	OWN	OPP	OWN	OPP	OFF	DEF	TOT	OWN	OPP	W	L	W	L
Atlanta	84.1	82.3	.449	.421	17.4	17.7	.330	.708	.519	4	4	2	2	4	6
Chicago	75.7	79.2	.435	.442	15.6	14.4	.278	.684	.481	11	4	1	0	5	11
Connecticut	78.0	78.1	.406	.426	13.3*	16.1	.275	.715	.495	7	12	2	4	2	10
Detroit	78.0	77.8	.430	.410	16.1	15.6	.323	.727	.525	10	9	3	4	3	8
Indiana	76.6	73.6	.402	.429	15.6	18.8*	.287	.710	.499	10	13	2	2	1	6
Los Angeles	74.5	73.5	.430	.399*	16.7	13.6	.333	.734*	.534*	11	16	2	1	4	9
Minnesota	80.3	83.1	.420	.461	15.1	16.0	.277	.706	.492	9	2	1	1	3	11
New York	73.9	74.6	.415	.420	16.0	16.1	.244	.707	.475	13	17	1	3	4	5
Phoenix	92.8*	89.1	.460*	.424	14.7	13.5	.247	.683	.465	0	0	4	0	1	14
Sacramento	76.8	79.1	.431	.448	17.2	16.9	.358*	.701	.529	10	10	1	1	1	13
San Antonio	76.9	78.3	.427	.439	15.0	14.8	.254	.678	.466	11	8	2	3	5	9
Seattle	74.8	72.8*	.430	.410	16.3	16.3	.298	.704	.501	13	15	3	3	4	11
Washington	76.0	77.1	.423	.433	17.9	16.9	.330	.714	.522	10	9	1	1	4	7
COMPOSITE; 221games	78.3		.428		15.9		.295	.705		119	119	25	39	104	

*: League Leader

REBOUND PERCENTAGES

OFF. - Percentage of a given team's missed shots which that team rebounds.
 DEF. - Percentage of opponents' missed shots which a given team rebounds.
 TOT. - Average of offensive and defensive rebound percentages.

WNBA LEADERS

WNBA LEADERS

SCORING AVERAGE	G	FG	FT	PTS	AVG	REBOUNDS PER GAME	G	OFF	DEF	TOT	AVG	ASSISTS PER GAME	G	AST	AVG
Taurasi, Pho.	31	200	152	631	20.4	Parker, L.A.	25	60	184	244	9.8	Bird, Sea.	31	179	5.8
Hammon, S.A.	31	200	128	604	19.5	de Souza, Atl.	34	119	190	309	9.1	Penicheiro, Sac.	30	155	5.2
Jackson, Sea.	26	168	114	499	19.2	Dupree, Chi.	34	76	192	268	7.9	Hammon, S.A.	31	156	5.0
Pondexter, Pho.	34	236	133	648	19.1	Langhorne, Was.	34	101	167	268	7.9	Pondexter, Pho.	34	171	5.0
Young, S.A.	33	219	145	600	18.2	Lyttle, Atl.	34	72	182	254	7.5	Johnson, Pho.	34	157	4.6
Douglas, Ind.	31	188	105	547	17.6	Ford, Det.	29	71	144	215	7.4	Whalen, Ct.	34	156	4.6
Nolan, Det.	33	214	91	559	16.9	Anosike, Min.	30	73	149	222	7.4	Harding, Was.	34	154	4.5
Powell, Sac.	34	198	94	567	16.7	Catchings, Ind.	34	86	159	245	7.2	Moore, N.Y.	34	133	3.9
Christon, N.Y.	32	154	128	514	16.1	Brunson, Sac.	27	67	123	190	7.0	Wright, Sea.	33	129	3.9
Beard, Was.	31	188	84	492	15.9	Jackson, Sea.	26	48	134	182	7.0	Lehning, Atl.	34	127	3.7
Dupree, Chi.	34	204	102	534	15.7	Cash, Sea.	32	62	152	214	6.7	Taurasi, Pho.	31	109	3.5
Catchings, Ind.	34	157	158	512	15.1	McWilliams, Det.	34	65	160	225	6.6	Nolan, Det.	33	116	3.5
Castro Marques, Atl.	34	184	71	488	14.4	Little, Sea.	34	75	147	222	6.5	Quinn, L.A.	34	118	3.5
Holdscrow, Atl.	25	132	78	348	13.9	Young, S.A.	33	69	146	215	6.5	Canty, Chi.	34	109	3.2
Smith, Det.	27	128	56	369	13.7	Gruda, Ct.	26	66	99	165	6.3	Catchings, Ind.	34	107	3.1
Gruda, Ct.	26	151	48	350	13.5	Braxton, Det.	28	66	101	167	6.0	Darling, S.A.	34	100	2.9
Perkins, Chi.	34	158	104	450	13.2	Powell, Sac.	34	51	149	200	5.9	Perkins, Chi.	34	100	2.9
Anosike, Min.	30	130	135	396	13.2	Hoffman, Ind.	34	56	143	199	5.9	McWilliams, Det.	34	98	2.9
Parker, L.A.	25	131	61	328	13.1	Thompson, L.A.	34	46	153	199	5.9	Bevilaqua, Ind.	34	97	2.9
Wiggins, Min.	34	135	134	446	13.1	Sutton-Brown, Ind.	27	44	114	158	5.9	Smith, Det.	27	76	2.8

FIELD GOAL PCT.	FG	FGA	PCT	3-PT FIELD GOAL PCT.	3FG	3GA	PCT	FREE THROW PCT.	FT	FTA	PCT
Fowles, Chi.	103	172	.599	T. Smith, Pho.	42	93	.452	Powell, Sac.	94	96	.979
Langhorne, Was.	163	284	.574	Toliver, Chi.	40	90	.444	Smith, Det.	56	61	.918
Willingham, Pho.	136	255	.533	Smith, Det.	57	132	.432	Wright, Sea.	96	106	.906
de Souza, Atl.	170	322	.528	Jackson, Sea.	49	114	.430	Hammon, S.A.	128	142	.901
Braxton, Det.	106	201	.527	Kraayeveld, N.Y.	60	144	.417	Hoffman, Ind.	69	77	.896
Leslie, L.A.	144	278	.518	Johnson, Pho.	36	87	.414	Taurasi, Pho.	152	170	.894
Lyttle, Atl.	184	363	.507	Taurasi, Pho.	79	194	.407	Lennox, L.A.	59	66	.894
McCarville, N.Y.	151	301	.502	Thorn, Chi.	37	92	.402	Wiggins, Min.	134	150	.893
McWilliams, Det.	139	283	.491	Hodges, Min.	68	171	.398	Whalen, Ct.	115	129	.891
Anosike, Min.	130	265	.491	Jekabsone-Zogota, Ct	39	99	.394	Pondexter, Pho.	133	151	.881

STEALS PER GAME	G	STL	AVG	BLOCKS PER GAME	G	BLK	AVG	MINUTES PER GAME	G	MIN	AVG
Catchings, Ind.	34	99	2.91	Parker, L.A.	25	53	2.12	Bird, Sea.	31	1101	35.5
Anosike, Min.	30	81	2.70	Jackson, Sea.	26	45	1.73	Harding, Was.	34	1194	35.1
Beard, Was.	31	72	2.32	T. Smith, Pho.	34	57	1.68	Dupree, Chi.	34	1186	34.9
McCoughtry, Atl.	34	74	2.18	Gruda, Ct.	26	41	1.58	Thompson, L.A.	34	1182	34.8
Perkins, Chi.	34	73	2.15	Sutton-Brown, Ind.	27	40	1.48	Cash, Sea.	32	1094	34.2
Lyttle, Atl.	34	68	2.00	Fowles, Chi.	24	35	1.46	Hammon, S.A.	31	1049	33.8
Moore, N.Y.	34	66	1.94	Riley, S.A.	31	45	1.45	Nolan, Det.	33	1113	33.7
Bevilaqua, Ind.	34	62	1.82	Taurasi, Pho.	31	43	1.39	Young, S.A.	33	1113	33.7
Douglas, Ind.	31	56	1.81	McCarville, N.Y.	32	44	1.38	Smith, Det.	27	894	33.1
Hoffman, Ind.	34	57	1.68	de Souza, Atl.	34	44	1.29	Parker, L.A.	25	815	32.6

ROOKIE LEADERS (SAME QUALIFIERS AS REGULAR LEADERS)

SCORING AVERAGE	G	FG	FT	PTS	AVG	REBOUNDS PER GAME	G	OFF	DEF	TOT	AVG	ASSISTS PER GAME	G	AST	AVG
McCoughtry, Atl.	34	160	100	435	12.8	Bonner, Pho.	34	70	126	196	5.8	Lehning, Atl.	34	127	3.7
Zellous, Det.	34	118	155	406	11.9	Paris, Sac.	33	56	78	134	4.1	January, Ind.	33	77	2.3
Bonner, Pho.	34	127	125	381	11.2	Black, Ct.	33	41	66	107	3.2	Jekabsone-Zogota, Ct.	27	59	2.2
Jekabsone-Zogota, Ct.	27	97	22	255	9.4	Hollingsworth, Min.	34	47	63	110	3.2	Montgomery, Min.	34	72	2.1
Montgomery, Min.	34	102	60	306	9.0	Zellous, Det.	34	25	81	106	3.1	McCoughtry, Atl.	34	71	2.1
Toliver, Chi.	27	72	21	205	7.6	McCoughtry, Atl.	34	35	70	105	3.1	Toliver, Chi.	27	51	1.9
January, Ind.	33	64	74	227	6.9	Frazee, S.A.	29	27	57	84	2.9	Zellous, Det.	34	62	1.8
Coleman, Was.	28	54	34	171	6.1	Jekabsone-Zogota, Ct.	27	12	66	78	2.9	Montanana, Min.	16	19	1.2
Frazee, S.A.	29	52	27	145	5.0	Coleman, Was.	28	22	54	76	2.7	Coleman, Was.	28	22	0.8
Paris, Sac.	33	68	24	160	4.8	Vaughn, N.Y.	34	35	53	88	2.6	McCants, Min.	34	26	0.8

FIELD GOAL PCT.	FG	FGA	PCT	3-PT FIELD GOAL PCT.	3FG	3GA	PCT	FREE THROW PCT.	FT	FTA	PCT
Paris, Sac.	68	132	.515	Toliver, Chi.	40	90	.444	Zellous, Det.	155	181	.856
Vaughn, N.Y.	73	148	.493	Jekabsone-Zogota, Ct	39	99	.394	January, Ind.	74	87	.851
McCoughtry, Atl.	160	336	.476	Frazee, S.A.	14	37	.378	Montgomery, Min.	60	72	.833
Bonner, Pho.	127	278	.457	Coleman, Was.	29	80	.363	Bonner, Pho.	125	154	.812
Toliver, Chi.	72	159	.453	Montgomery, Min.	42	121	.347	Coleman, Was.	34	45	.756

STEALS PER GAME	G	STL	AVG	BLOCKS PER GAME	G	BLK	AVG	MINUTES PER GAME	G	MIN	AVG
McCoughtry, Atl.	34	74	2.18	Black, Ct.	33	27	0.82	Jekabsone-Zogota, Ct.	27	644	23.9
January, Ind.	33	36	1.09	Bonner, Pho.	34	25	0.74	Zellous, Det.	34	802	23.6
Zellous, Det.	34	27	0.79	Zellous, Det.	34	17	0.50	Montgomery, Min.	34	764	22.5
Montgomery, Min.	34	25	0.74	McCoughtry, Atl.	34	12	0.35	McCoughtry, Atl.	4	735	21.6
Coleman, Was.	28	20	0.71	Nan, Chi.	26	9	0.35	Bonner, Pho.	34	724	21.3





ATLANTA DREAM



80 Walton Street NW, Suite 500
Atlanta, GA 30303
Tel: (404) 604-2626 | Fax: (404) 954-6666



MARYNELL MEADORS
Head Coach

DIRECTORY

Owner	Ron Terwilliger
President & COO	Bill Bolen
Executive Vice President, Operations & Finance	Danielle Donehew
General Manager & Head Coach	Marynell Meadors
Director of Basketball Operations/Assistant Coach	Sue Panek
Assistant Coaches	Fred Williams, Carol Ross
Athletic Trainer	Kim Moseley
Vice President of Media Relations	Tonya Alleyne
Community Relations & Public Relations Coordinator	Sprague Paynter

GENERAL INFORMATION

Team Colors	Dream Blue, Dream Red, Dream, Light Blue, Dream Navy
Arena	Philips Arena (11,186)
Radio Station	1230 WFOM/1340 WALR
Television	Comcast Sports Southeast (CSS)
Official Website	www.AtlantaDream.net

BACKGROUND

Founded	2008
2009 Record	18-16, T2nd in Eastern Conference
2009 Playoffs	Lost in first round to Detroit (0-2)

SHOCK VS. ATLANTA DREAM

PLAYER	G	GS	MIN	FG	FGA	PCT	FG3	FG3A	3PCT	FT	FTA	PCT	OR	DR	REB	AST	PF	DQ	STL	TO	BLK	PTS	AVG
Zellous	4	0	93	17	36	.472	0	4	.000	33	36	.917	4	9	13	5	11	0	6	7	0	67	16.8
Nolan	4	4	144	22	84	.262	2	15	.133	17	18	.944	6	8	14	15	12	0	3	11	1	63	15.8
Smith	4	4	133	18	39	.462	11	16	.688	10	13	.769	0	4	4	3	11	1	5	9	0	57	14.3
Braxton	3	1	57	18	29	.621	0	0	---	1	2	.500	8	11	19	4	11	0	4	4	3	37	12.3
McWilliams	4	4	138	18	40	.450	3	4	.750	8	12	.667	12	19	31	16	15	0	3	10	2	47	11.8
Ford	3	3	84	9	28	.321	0	1	.000	14	20	.700	11	17	28	0	11	1	6	3	2	32	10.7
Hornbuckle	3	2	76	9	17	.529	2	6	.333	2	6	.333	8	9	17	12	10	0	7	9	1	22	7.3
Baker	1	0	11	2	3	.667	0	0	---	3	3	1.000	1	0	1	1	1	0	1	1	0	7	7.0
Kelly (TOT)	1	0	9	1	1	1.000	0	0	---	1	2	.500	0	3	3	0	3	0	0	1	0	3	3.0
Kelly (DET)	1	0	9	1	1	1.000	0	0	---	1	2	.500	0	3	3	0	3	0	0	1	0	3	3.0
Haynie	3	1	30	1	8	.125	0	1	.000	2	3	.667	0	5	5	2	3	0	5	2	0	4	1.3
Sanni	4	0	32	2	11	.182	0	0	---	0	0	---	3	2	5	3	10	0	0	5	0	4	1.0
DeForge	1	1	7	0	1	.000	0	1	.000	0	0	---	0	1	1	2	1	0	1	1	0	0	0.0
Farris	2	0	9	0	1	.000	0	0	---	0	0	---	0	4	4	1	2	0	0	2	0	0	0.0
SHOCK	4	-	825	117	298	.393	18	48	.375	91	115	.791	53	92	145	64	101	2	41	70	9	343	85.8
DREAM	4	-	825	120	265	.453	19	46	.413	98	126	.778	46	106	152	62	90	1	41	81	10	357	89.3

ATLANTA DREAM VS. SHOCK

PLAYER	G	GS	MIN	FG	FGA	PCT	FG3	FG3A	3PCT	FT	FTA	PCT	OR	DR	REB	AST	PF	DQ	STL	TO	BLK	PTS	AVG
Holdsclaw	3	3	110	16	42	.381	2	8	.250	21	26	.808	5	10	15	8	7	0	6	7	0	55	18.3
Castro Marques	4	4	114	21	49	.429	6	14	.429	8	10	.800	2	5	7	9	11	0	3	10	0	56	14.0
de Souza	4	4	117	20	42	.476	0	0	---	14	19	.737	16	29	45	6	12	0	2	13	4	54	13.5
Lyttle	4	4	118	19	41	.463	0	0	---	12	16	.750	9	28	37	4	16	1	7	9	2	50	12.5
McCoughtry	4	1	92	15	38	.395	3	10	.300	14	18	.778	1	11	12	8	15	0	12	13	1	47	11.8
Latta	3	0	60	9	10	.900	4	4	1.000	10	10	1.000	0	3	3	4	4	0	3	6	0	32	10.7
Snow	4	0	70	8	17	.471	0	0	---	14	19	.737	7	13	20	2	9	0	5	8	3	30	7.5
Teasley	1	1	34	3	6	.500	1	3	.333	0	0	---	0	3	3	11	2	0	1	3	0	7	7.0
Lacy	3	0	19	3	4	.750	1	1	1.000	3	6	.500	1	1	2	0	4	0	1	2	0	10	3.3
Miller	4	0	18	4	10	.400	2	4	.500	0	0	---	2	1	3	0	4	0	0	0	0	10	2.5
Lehning	4	3	71	2	6	.333	0	2	.000	2	2	1.000	3	2	5	10	6	0	1	7	0	6	1.5
Price (TOT)	2	0	13	0	3	.000	0	0	---	0	0	---	1	0	1	0	2	0	0	1	0	0	0.0
Price (ATL)	1	0	2	0	0	---	0	0	---	0	0	---	0	0	0	0	0	0	0	1	0	0	0.0
DREAM	4	-	825	120	265	.453	19	46	.413	98	126	.778	46	106	152	62	90	1	41	81	10	357	89.3
SHOCK	4	-	825	117	298	.393	18	48	.375	91	115	.791	53	92	145	64	101	2	41	70	9	343	85.8

2010 SCHEDULE

Wednesday, June 23	at Atlanta	11:00 a.m.
Tuesday, July 27	vs Atlanta	12:30 p.m.

ALL-TIME SERIES RECORDS

	TOTAL	HOME	ROAD
Regular Season	4-3	2-1	2-2
Post-Season	2-0	1-0	1-0
TOTAL	6-3	3-1	3-2

CURRENT STREAKS (REGULAR SEASON ONLY)

SITE	LAST WIN	SCORE	LAST LOSS	SCORE	STREAK
At home	8/27/09	87-83			Won 1
On the road	6/22/08	97-76	7/22/09	95-98	Lost 3
Overall	8/27/09	87-83			Won 1

SERIES FACTS (REGULAR SEASON ONLY)

Largest Winning Margin	21, @ Atlanta, June 22, 2008 (97-76)
Largest Losing Margin	10 Points
Most Points Scored	100, vs. Atlanta, June 29, 2008 (100-92)
Most Points Allowed	98, vs. Atlanta, July 22, 2009 (95-98)
Fewest Points Scored	88, @ Atlanta, May 23, 2008 (88-76)
Fewest Points Allowed	76, @ Atlanta, May 23, 2008 (88-76)
	76, @ Atlanta, June 22, 2008 (97-76)

SHOCK INDIVIDUAL RECORDS

Points	33, Deanna Nolan @ Atlanta, May 23, 2008
Rebounds	13, Cheryl Ford @ Atlanta, May 23, 2008
Assists	1, Deanna Nolan vs. Atlanta, June 29, 2008

DREAM INDIVIDUAL RECORDS

Points	28, Chamique Holdscaw @ Atlanta, June 26, 2009
Rebounds	18, Ericka DeSouza @ Atlanta, May 23, 2008
Assists	13, Nikki Teasley @ Atlanta, June 26, 2009

2009 RESULTS (1-3)

DATE	SITE	W/L	SCORE	DET. HIGH PTS.	DET. HIGH REB.	DET. HIGH AST	ATL. HIGH PTS.	ATL. HIGH REB	ATL. HIGH AST.
June 26	Atlanta	L	96-86	Zellous 25	T. McWilliams-Franklin 9	T. McWilliams-Franklin 2	Holdsclaw 28	DeSouza 13	Teasley 11
July 22	Detroit	L	98-95	Braxton 25	Braxton 12	Braxton 3	Snow 16	Snow 12	
Aug 13	Atlanta	L	80-75	Nolan 20	McWilliams-Franklin 10	McWilliams-Franklin 5	Castro Marques 16	DeSouza 13	Lehning 5
Aug 27	Detroit	W	87-83	Nolan 29	Ford 12	Hornbuckle 5	Castro Marques 19	DeSouza 13	McCoughtry 5

ALL-TIME vs. ATLANTA

2008				
May 23	@ Atl.	W	88-76	
June 22	@ Atl.	W	97-76	
June 29	Atl.	W	100-92	

2009				
Jun 26	@ Atl.	L	96-86	
Jul 22	Atl.	L	98-95	
Aug 13	@ Atl.	L	80-75	
Aug 27	Atl.	W	87-83	





20 W. Kinzie St., Suite 1010

Chicago, IL 60610

Tel: (312) 828-9550 | Fax: (312) 828-9979

**STEVEN KEY**
Head Coach**DIRECTORY**

Chairman and Owner	Michael Alter
President & Chief Executive Officer	Margaret Stender
Chief Operating Officer	Adam Fox
Chief Financial Officer	Rommel Famatid
Head Coach/General Manager	Steven Key
Assistant Coaches	Stephanie White, Mike Mitchell
Head Athletic Trainer	Nick Rubel
Strength & Conditioning Coach	Ann Crosby
Public Relations Manager	Ronnie Ramirez
Community Relations/Marketing Manager	Kristi Faulkner

GENERAL INFORMATION

Team Colors	Sky Blue and Yellow
Arena	UIC Pavilion (6,500)
Radio Station	WVON
Television	TBD
Official Web Site	www.chicagosky.net

BACKGROUND

Founded	2006
2009 Record	16-18, T4th in Eastern Conference
2009 Playoffs	Did not qualify

SHOCK VS. CHICAGO SKY**2009 RECORD: 4-0****HOME (2-0)****AWAY (2-0)**

PLAYER	G	GS	MIN	FG	FGA	PCT	FG3	FG3A	3PCT	FT	FTA	PCT	OR	DR	REB	AST	PF	DQ	STL	TO	BLK	PTS	AVG
Zellous	4	0	114	21	49	.429	6	15	.400	17	21	.810	3	11	14	10	14	0	1	6	3	65	16.3
Smith	2	2	67	11	27	.407	5	11	.455	4	4	1.000	2	6	8	8	7	0	3	2	0	31	15.5
Nolan	4	4	136	22	51	.431	3	13	.231	12	17	.706	6	15	21	14	10	0	6	7	1	59	14.8
Braxton	4	0	63	19	41	.463	0	0	---	7	7	1.000	16	10	26	7	10	0	6	3	3	45	11.3
Ford	4	4	106	12	30	.400	0	0	---	5	10	.500	14	17	31	1	17	0	1	5	4	29	7.3
Hornbuckle	3	3	78	7	24	.292	3	9	.333	4	10	.400	3	10	13	11	6	0	5	4	1	21	7.0
McWilliams	4	4	128	13	34	.382	0	2	.000	2	2	1.000	9	25	34	13	7	0	5	8	1	28	7.0
Kelly (TOT)	5	0	36	5	11	.455	0	0	---	8	10	.800	6	3	9	2	2	0	2	1	18	3.6	
Kelly (DET)	3	0	18	1	6	.167	0	0	---	4	4	1.000	2	0	2	1	1	0	0	1	6	2.0	
Teasley (TOT)	5	4	109	6	21	.286	4	15	.267	0	0	---	0	6	6	2	8	0	4	8	1	16	3.2
Teasley (DET)	3	2	67	4	17	.235	3	12	.250	0	0	---	0	4	4	1	3	0	3	6	1	11	3.7
Haynie	1	0	3	1	2	.500	1	2	.500	0	0	---	0	0	0	0	0	0	1	0	0	3	3.0
Davis-Cain	1	0	4	1	5	.200	0	3	.000	0	1	.000	2	0	2	0	0	0	0	0	0	2	2.0
Sanni	3	1	12	1	4	.250	0	0	---	2	4	.500	1	1	2	0	4	0	0	1	2	4	1.3
Farris	1	0	4	0	0	---	0	0	---	0	0	---	0	1	1	0	0	0	0	0	0	0	0.0
SHOCK	4	-	800	113	290	.390	21	67	.313	57	80	.713	58	100	158	66	79	0	31	43	17	304	76.0
SKY	4	-	800	88	240	.367	18	64	.281	75	102	.735	38	98	136	53	73	0	23	68	14	269	67.3

CHICAGO SKY VS. SHOCK**2009 RECORD: 0-4****HOME (0-2)****AWAY (0-2)**

PLAYER	G	GS	MIN	FG	FGA	PCT	FG3	FG3A	3PCT	FT	FTA	PCT	OR	DR	REB	AST	PF	DQ	STL	TO	BLK	PTS	AVG
Dupree	4	4	145	27	65	.415	3	12	.250	24	30	.800	10	23	33	8	7	0	5	9	5	81	20.3
Canty	4	4	102	10	23	.435	1	3	.333	15	25	.600	1	6	7	12	13	0	1	8	1	36	9.0
Young (TOT)	3	2	51	9	19	.474	1	4	.250	8	9	.889	3	8	11	2	4	0	4	5	0	27	9.0
Young (CHI)	3	2	51	9	19	.474	1	4	.250	8	9	.889	3	8	11	2	4	0	4	5	0	27	9.0
Thorn	4	0	91	9	24	.375	7	17	.412	4	5	.800	2	5	7	10	5	0	2	6	0	29	7.3
Ely	4	2	52	10	28	.357	1	8	.125	7	8	.875	5	10	15	5	7	0	1	3	0	28	7.0
Fowles	3	1	74	7	14	.500	0	0	---	5	8	.625	5	20	25	1	9	0	2	4	4	19	6.3
Perkins	4	4	95	7	30	.233	2	9	.222	4	4	1.000	5	7	12	4	6	0	5	6	0	20	5.0
Mattera (TOT)	1	0	12	1	1	1.000	0	0	---	1	2	.500	1	2	3	0	5	0	0	3	1	3	3.0
Mattera (CHI)	1	0	12	1	1	1.000	0	0	---	1	2	.500	1	2	3	0	5	0	0	3	1	3	3.0
Sharp	4	0	64	4	13	.308	1	4	.250	3	3	1.000	0	3	3	6	3	0	0	7	0	12	3.0
Bass	3	2	39	2	11	.182	0	1	.000	4	8	.500	1	5	6	1	3	0	3	2	1	8	2.7
Toliver	2	0	12	1	3	.333	1	2	.500	0	0	---	0	1	1	1	1	0	0	1	0	3	1.5
Wyckoff	2	1	47	1	6	.167	1	4	.250	0	0	---	4	7	11	3	5	0	0	4	1	3	1.5
Nan	1	0	5	0	0	---	0	0	---	0	0	---	0	0	1	0	3	0	0	1	1	0	0.0
Price	1	0	11	0	3	.000	0	0	---	0	0	---	1	0	1	0	2	0	0	0	0	0	0.0
SKY	4	-	800	88	240	.367	18	64	.281	75	102	.735	38	98	136	53	73	0	23	68	14	269	67.3
SHOCK	4	-	800	113	290	.390	21	67	.313	57	80	.713	58	100	158	66	79	0	31	43	17	304	76.0

2010 SCHEDULE

Saturday, June 5	at Chicago	7:00 p.m.
Saturday, August 21	vs. Chicago	7:00 p.m.

ALL-TIME SERIES RECORDS

	TOTAL	HOME	ROAD
Regular Season	12-3	6-1	6-2
Post-Season	--	--	--
TOTAL	12-3	6-1	6-2

CURRENT STREAKS (REGULAR SEASON ONLY)

SITE	LAST WIN	SCORE	LAST LOSS	SCORE	STREAK
At home	9/6/09	84-75	7/26/07	73-83	Won 2
On the road	9/12/09	80-69			Won 2
Overall	9/12/09	80-69	7/26/07	73-83	Won 4

SERIES FACTS (REGULAR SEASON ONLY)

Largest Winning Margin	34, vs. Chicago, August 10, 2006 (82-48)
Largest Losing Margin	17, at Chicago, June 28, 2008 (59-76)
Most Points Scored	92, vs. Chicago, July 10, 2007 (92-84)
Most Points Allowed	84, vs. Chicago, July 10, 2007 (92-84)
Fewest Points Scored	59, at Chicago, June 28, 2008 (59-76)
Fewest Points Allowed	58, vs. Chicago, August 9, 2009 (64-58)

SHOCK INDIVIDUAL RECORDS

Points	23, Katie Smith @ Chicago, August 31, 2008
Rebounds	14, Ruth Riley @ Chicago, June 4, 2006
Assists	7, Deanna Nolan, July 10, 2007
	7, Kedra Holland-Corn, August 10, 2006

SKY INDIVIDUAL RECORDS

Points	27, Candice @ Chicago, September 12, 2009
Rebounds	14, Candice @ Chicago, September 12, 2009
Assists	7, Candice Dupree @ Chicago, August 31, 2008

2009 RESULTS (4-0)

DATE	SITE	W/L	SCORE	DET. HIGH PTS.	DET. HIGH REB.	DET. HIGH AST	ATL. HIGH PTS.	ATL. HIGH REB	ATL. HIGH AST.
Aug 9	Detroit	W	64-58	Zellous 19	McWilliams-Franklin 12	Smith 4	Dupree 16	Fowles 18	Wyckoff 3
Aug 22	Chicago	W	76-67	Smith 17	Ford 9	Smith/Hornbuckle 4	Dupree 20	Dupree 14	Dupree 3
						McWilliams-Franklin/Nolan 4			
Sept 6	Detroit	W	84-75	Nolan 19	Nolan 8	Nolan/Hornbuckle 4	Dupree 18	Ely 8	Ely 3
						Braxton 4			
Sept 12	Chicago	W	80-69	Zellous 20	McWilliams-Franklin 10	Zellous	Dupree 27	Dupree 7	Cany 6
						Nolan 4			

ALL-TIME vs. CHICAGO

2006				
June 4	@ CHI	W	81-66	
July 22	Chi	W	89-70	
Aug. 4	@ Chi	W	76-49	
Aug. 10	Chi	W	82-48	

2007				
July 10	Chi	W	92-84	
July 12	@ Chi	W	78-65	
July 26	Chi	L	73-83	
Aug. 3	@ Chi	W	66-60	

2008				
June 28	@ Chi	L	59-76	
July 16	Chi	W	66-63	
Aug. 31	@ Chi	L	81-82	

2009				
Aug 9	Chi	W	64-58	
Aug 22	@Chi	W	76-67	
Sept 6	Chi	W	84-75	
Sept 12	@Chi	W	80-69	





1 Mohegan Sun Boulevard
Uncasville, CT 06382
Tel: (860) 862-4000 | Fax: (860) 862-4010



MIKE THIBAUT
Head Coach

DIRECTORY

Owner	The Mohegan Tribe
Chief Executive Officer/Governor	Mitchell Etes
Chief Financial Officer/Alternate Governor	Jeffrey Hartmann
President/Alternate Governor	Paul Munick
General Manager	Christopher Sienko
Head Coach	Mike Thibault
Assistant Coaches	Bernadette Mattox, Scott Hawk
Head Athletic Trainer	Jeremy Norman
Strength & Conditioning Coach	Joanna Hopkins
Basketball Operations Coordinator	Bill Tinnel
Media Relations Manager	Bill Tavares

GENERAL INFORMATION

Team Colors	Navy Blue, Red, Orange, Gold
Arena	Mohegan Sun Arena (9,518)
Television	MYTV9
Radio	connecticutsun.com
Official Web Site	www.ConnecticutSun.com

BACKGROUND

Founded	1999-2002, Orlando Miracle; 2003, Connecticut Sun
2009 Record	16-18, 14th in Eastern Conference
2009 Playoffs	Did not qualify

SHOCK VS. CONNECTICUT SUN

2009 RECORD: 2-2

HOME (0-2)

AWAY (2-0)

PLAYER	G	GS	MIN	FG	FGA	PCT	FG3	FG3A	3PCT	FT	FTA	PCT	OR	DR	REB	AST	PF	DQ	STL	TO	BLK	PTS	AVG
Smith	4	4	130	30	54	.556	12	18	.667	6	6	1.000	3	6	9	11	14	1	2	11	0	78	19.5
Nolan	3	3	90	18	39	.462	4	7	.571	8	9	.889	2	15	17	11	7	0	3	7	0	48	16.0
Zellous	4	0	97	12	36	.333	1	1	1.000	17	22	.773	3	8	11	9	20	2	3	10	2	42	10.5
Braxton	4	0	77	12	25	.480	0	0	---	10	20	.500	8	23	31	3	11	0	0	5	1	34	8.5
Ford	4	4	96	12	35	.343	0	0	---	9	12	.750	14	18	32	7	14	0	3	6	3	33	8.3
McWilliams	4	4	116	14	33	.424	0	2	.000	3	6	.500	4	10	14	11	8	0	4	4	3	31	7.8
Hornbuckle	4	2	116	12	31	.387	2	8	.250	4	6	.667	9	20	29	8	11	1	7	11	3	30	7.5
Kelly (TOT)	2	0	31	5	8	.625	0	0	---	5	5	1.000	3	5	8	0	6	0	1	3	0	15	7.5
Kelly (DET)	1	0	18	3	6	.500	0	0	---	3	3	1.000	3	5	8	0	3	0	1	3	0	9	9.0
Sanni	4	0	34	5	10	.500	0	0	---	5	6	.833	3	6	9	1	5	0	1	4	0	15	3.8
DeForge	2	2	44	2	5	.400	0	1	.000	0	0	---	1	7	8	2	3	0	1	2	0	4	2.0
Haynie	3	1	24	1	4	.250	0	1	.000	0	0	---	0	5	5	2	4	0	1	1	0	2	0.7
Teasley (TOT)	3	2	60	1	5	.200	0	3	.000	0	0	---	0	2	2	10	9	0	1	2	0	2	0.7
Teasley (DET)	1	0	9	0	0	---	0	0	---	0	0	---	0	0	0	2	1	0	0	0	0	0	0.0
SHOCK	4	-	850	121	278	.435	19	38	.500	65	90	.722	50	123	173	67	101	4	26	65	12	326	81.5
SUN	4	-	850	114	280	.407	20	65	.308	77	110	.700	42	95	137	62	86	1	30	48	21	325	81.5

CONNECTICUT SUN VS. SHOCK

2009 RECORD: 2-2

HOME (0-2)

AWAY (2-0)

PLAYER	G	GS	MIN	FG	FGA	PCT	FG3	FG3A	3PCT	FT	FTA	PCT	OR	DR	REB	AST	PF	DQ	STL	TO	BLK	PTS	AVG
Jones	3	3	105	23	48	.479	2	3	.667	13	17	.765	8	12	20	9	10	0	2	4	1	61	20.3
Whalen	4	4	128	22	47	.468	4	13	.308	13	15	.867	4	10	14	18	10	0	2	10	1	61	15.3
Gruda	4	3	114	22	44	.500	0	0	---	9	15	.600	6	14	20	4	18	1	3	8	7	53	13.3
Phillips	4	2	90	13	27	.481	5	13	.385	13	17	.765	6	9	15	5	6	0	7	7	0	44	11.0
White	4	2	98	10	29	.345	5	15	.333	13	15	.867	3	8	11	9	8	0	7	2	3	38	9.5
Jekabsons-Zogota	4	2	87	9	26	.346	2	7	.286	1	2	.500	3	7	10	9	7	0	3	4	0	21	5.3
Gardin	4	3	76	6	17	.353	2	7	.286	6	12	.500	4	15	19	3	10	0	3	7	2	20	5.0
Whitmore	2	0	27	3	9	.333	0	0	---	1	2	.500	1	1	2	3	1	0	0	0	0	7	3.5
Holt	2	0	23	2	8	.250	0	2	.000	2	4	.500	3	3	6	0	3	0	0	0	0	6	3.0
Black	4	1	68	2	12	.167	0	0	---	5	9	.556	4	13	17	0	8	0	2	1	6	9	2.3
Brown	4	0	34	2	13	.154	0	5	.000	1	2	.500	0	3	3	2	5	0	1	5	1	5	1.3
SUN	4	-	850	114	280	.407	20	65	.308	77	110	.700	42	95	137	62	86	1	30	48	21	325	81.5
SHOCK	4	-	850	121	278	.435	19	38	.500	65	90	.722	50	123	173	67	101	4	26	65	12	326	81.5

2010 SCHEDULE

Tuesday, June 29	vs. Connecticut	7:00 p.m.
Tuesday, July 17	@ Connecticut	6:30 p.m.

ALL-TIME SERIES RECORDS

	TOTAL	HOME	ROAD
Regular Season	23-16	12-7	11-9
Post-Season	4-3	2-1	2-2
TOTAL	27-19	14-8	13-11

CURRENT STREAKS (REGULAR SEASON ONLY)

SITE	LAST WIN	SCORE	LAST LOSS	SCORE	STREAK
At home	7/8/08	88-82	8/2/09	65-83	Lost 2
On the Road	8/9/09	90-70	6/24/08	68-85	Won 2
Overall	8/25/09	90-70	8/2/09	65-83	Won 1

SERIES FACTS (REGULAR SEASON ONLY)

Largest Winning Margin	23, vs. Connecticut, August 13, 2006 (88-65)
Largest Losing Margin	29, at Connecticut (Orl), August 6, 2000 (63-92)
Most Points Scored	103, vs. Connecticut, June 5, 2003 (103-89)
Most Points Allowed	95, vs. Connecticut, July 5, 2009 (92-95)
Fewest Points Scored	58, at Connecticut (Orl), August 11, 2002 (58-71)
Fewest Points Allowed	50, vs. Connecticut, July 8, 2003 (66-50)

SHOCK INDIVIDUAL RECORDS

Points	36, Deanna Nolan @ Connecticut, July 24, 2007
Rebounds	21, Cheryl Ford @ Connecticut, June 22, 2003
Assists	10, Katie Smith vs. Connecticut, June 15, 2007
	10, Elaine Powell vs. Connecticut, June 27, 2004

SUN INDIVIDUAL RECORDS

Points	33, Lindsay Whalen @ Connecticut, July 24, 2007
Rebounds	13, Taj McWilliams-Franklin @ Connecticut, August 18, 1999
	13, Taj McWilliams-Franklin vs. Connecticut, June 17, 1999
Assists	13, Lindsay Whalen vs. Connecticut, June 27, 2004

ALL-TIME vs. CONNECTICUT

1999			
June 17	Orl	W	79-74
July 12	@ Orl	W	76-67
Aug. 18	@ Orl	L	81-93
Aug. 21	Orl	W	74-68
2000			
July 9	Orl	L	62-68
July 19	@ Orl	L	78-88
Aug. 6	@ Orl	L	63-92
2001			
June 5	Orl	L	71-92
July 8	@ Orl	L	67-73
July 29	Orl	W	64-62
2002			
May 30	@ Orl	L	66-80
June 21	Orl	L	59-80
Aug. 11	@ Orl	L	58-71
2003			
June 5	Con	W	103-89
June 22	@ Con (OT)	W	82-73
July 8	Con	W	66-50
Aug. 5	@ Con	W	78-61
Sept. 5	@ Con *	W	73-63
Sept. 7	Con *	W	79-73
2004			
June 6	@ Con	W	74-73
June 25	@ Con (OT)	L	67-71
June 27	Con	L	72-74
July 21	Con	L	68-78
2005			
May 21	Con	W	78-67
June 18	@ Con	L	63-73
July 20	Con	W	66-57
July 30	@ Con	W	75-66
Aug. 31	Con *	L	62-73
Sept. 2	@ Con *	L	67-75
2006			
May 27	@ Con (OT)	W	77-73
June 30	@ Con	W	70-64
Aug. 13	Con	W	88-65
Aug. 24	Con *	W	70-59
Aug. 26	@ Con *	L	68-77
Aug. 27	@ Con *	W	79-55
2007			
June 10	@ Con	W	79-74
June 15	Con	W	75-72
June 27	Con	W	77-74
July 24	@ Con	W	92-88
2008			
June 24	@ Con	L	68-85
June 26	Con	W	70-61
July 8	Con	W	88-82
2009			
July 5	Con	L	92-95(OT)
Jul 11	@ Con	W	79-77 (OT)
Aug 2	Con	L	65-83
Aug 25	@ con	W	90-70

*Denotes playoff game

2009 RESULTS (2-2)

DATE	SITE	W/L	SCORE	DET. HIGH PTS.	DET. HIGH REB.	DET. HIGH AST	ATL. HIGH PTS.	ATL. HIGH REB	ATL. HIGH AST.
Jul 5	Detroit	L	92-95 OT	Smith 28	Hornbuckle 12	McWilliams-Franklin 5	Gruda 23	Gruda 5	Jones 5
Jul 11	Connecticut	W	79-77 OT	Smith 25	Braxton 13	Smith 3	Jones 23	Jones 10	Whalen 3
Aug 2	Detroit	L	65-83	Nolan 20	Ford 9	Nolan 4	Whalen 22	Gruda 8	Whalen 4
Aug 25	Connecticut	W	90-70	Smith 19	Kelly 8	Zellous 5	Gruda 19	Gardin 7	Whalen 8





125 S. Pennsylvania Street
Indianapolis, IN 46204
Tel: (317) 917-2500 | Fax: (317) 917-2599



LIN DUNN
Head Coach

DIRECTORY

Pacers Sports & Entertainment Owners	Herb Simon, Melvin Simon
President, Pacers Sports & Entertainment	Jim Morris
Chief Operating Officer & General Manager	Kelly Krauskopf
Vice President of Business Operations	Julie Graue
Head Coach	Lin Dunn
Assistant Coaches	Gary Kloppenburg, Jim Lewis
Head Athletic Trainer	TBD
Strength and Conditioning Coach	Brandon Johnson
Rehabilitation and Medical Consultant	Holly Heitzman
Video Coordinator	Hansen Wong
Director of Media Relations	Kevin Messenger

GENERAL INFORMATION

Team Colors	Blue, Red, Gold
Arena	Conseco Fieldhouse (9,823)
Radio Station	WIBC 1070-AM
Television	Fox Sports Indiana
Official Web Site	www.FeverBasketball.com

BACKGROUND

Founded 2000
2009 Record 22-12, 1st in Eastern Conference
2009 Playoffs Lost in WNBA Finals to Phoenix

SHOCK VS. INDIANA FEVER

PLAYER	G	GS	MIN	FG	FGA	PCT	FG3	FG3A	3PCT	FT	FTA	PCT	OR	DR	REB	AST	PF	DQ	STL	TO	BLK	PTS	AVG
Nolan	4	4	142	24	66	.364	4	13	.308	3	5	.600	3	11	14	13	9	0	9	9	1	55	13.8
Zellous	4	1	95	16	36	.444	4	6	.667	17	21	.810	3	11	14	4	11	0	4	13	0	53	13.3
Smith	3	3	94	8	24	.333	4	14	.286	4	4	1.000	1	6	7	6	10	0	2	10	0	24	8.0
McWilliams	4	4	111	12	28	.429	0	0	---	2	5	.400	7	19	26	8	9	0	5	13	1	26	6.5
Ford	4	4	100	10	26	.385	0	2	.000	5	11	.455	7	21	28	2	13	0	4	5	1	25	6.3
Hornbuckle	4	3	117	11	32	.344	1	7	.143	2	4	.500	9	15	24	8	14	0	3	11	1	25	6.3
Teasley (TOT)	2	2	66	2	8	.250	2	4	.500	6	8	.750	1	6	7	6	4	0	3	2	1	12	6.0
Teasley (DET)	1	1	25	0	2	.000	0	2	.000	2	2	1.000	0	1	1	2	2	0	1	1	0	2	2.0
Sanni	4	0	45	8	15	.533	0	0	---	7	9	.778	4	4	8	3	9	0	4	3	0	23	5.8
Braxton	2	0	34	4	10	.400	0	0	---	0	2	.000	2	12	14	2	7	0	0	7	1	8	4.0
Hayne	3	0	27	3	6	.500	1	1	1.000	0	0	---	1	1	2	2	0	0	0	1	0	7	2.3
Farris	3	0	29	1	3	.333	0	0	---	3	4	.750	1	2	3	0	4	0	1	0	0	5	1.7
Kelly (TOT)	1	0	7	0	0	---	0	0	---	0	0	---	0	0	0	0	2	0	1	0	0	0	0.0
Kelly (DET)	1	0	7	0	0	---	0	0	---	0	0	---	0	0	0	0	2	0	1	0	0	0	0.0
SHOCK	4	-	825	97	248	.391	14	45	.311	45	67	.672	38	100	142	50	90	1	34	76	5	253	63.3
FEVER	4	-	825	97	253	.379	13	96	.323	70	87	.805	42	103	141	66	79	1	46	62	15	293	73.3

INDIANA FEVER VS. SHOCK

PLAYER	G	GS	MIN	FG	FGA	CT	FG3	FG3A	3PCT	FT	FTA	CT	OR	DR	REB	AST	PF	QD	STL	TO	BLK	PTS	AVG
Douglas	3	3	101	18	29	621	8	16	500	12	13	923	3	13	16	7	4	0	3	6	1	56	18.7
Catchings	4	4	141	17	45	378	5	20	250	15	17	882	11	20	31	15	12	0	13	11	6	54	13.5
January	3	1	92	8	27	296	5	15	333	14	18	778	4	3	7	9	11	1	6	9	35	11.7	
Sutton-Brown	4	3	105	12	29	414	0	---	---	14	20	700	8	22	30	6	9	0	2	4	0	38	9.5
Hoffman	4	4	127	15	44	341	3	11	273	4	5	800	9	15	24	7	8	0	7	12	0	37	9.3
Bevilacqua	4	4	96	7	30	233	5	22	227	2	2	1,000	1	7	8	12	9	0	8	5	0	21	5.3
Murphy	3	0	18	4	8	500	3	4	750	3	4	750	2	5	7	1	4	0	1	1	0	14	4.7
Dixon	4	0	57	8	20	400	2	6	333	0	0	---	1	5	6	7	5	0	5	6	0	18	4.5
Moore	4	1	55	6	13	462	0	0	---	4	4	1,000	2	7	9	2	11	0	1	4	1	16	4.0
Davenport	4	0	23	1	5	200	0	0	---	2	4	500	1	2	3	0	5	0	0	1	2	4	1.0
Wirth	2	0	11	0	3	300	0	2	000	0	0	---	0	1	1	0	1	0	0	0	0	0	0.0
FEVER	4	-	825	96	253	379	31	96	323	70	87	805	42	100	142	66	79	1	46	62	5	293	73.3
SHOCK	4	-	825	97	248	391	14	45	311	45	67	672	38	103	141	50	90	0	34	76	5	293	63.3

2010 SCHEDULE

Saturday, May 29	vs. Indiana	7:00 p.m.
Thursday, July 8	at Indiana	6:00 p.m.

ALL-TIME SERIES RECORDS

	TOTAL	HOME	ROAD
Regular Season	18-18	13-6	5-11
Post-Season	6-2	4-2	2-1
TOTAL	24-20	17-8	7-12

CURRENT STREAKS (REGULAR SEASON ONLY)

SITE	LAST WIN	SCORE	LAST LOSS	SCORE	STREAK
At home	9/4/09	70-63	6/19/09	54-66	Won 1
On the road	5/31/08	74-65	8/15/09	59-82	Lost 2
Overall	9/4/09	70-63	8/15/09	59-82	Won 1

SERIES FACTS (REGULAR SEASON ONLY)

Largest Winning Margin: 37, vs. Indiana, June 18, 2000 (111-74)
Largest Losing Margin: 31, at Indiana, July 6, 2003 (54-85)
Most Points Scored: 111, vs. Indiana, June 18, 2000 (111-74)
Most Points Allowed: 85, at Indiana, July 6, 2003 (54-85) and
. 85, at Indiana, July 16, 2004 (73-85)
Fewest Points Scored: 54, at Indiana, June 19, 2009 (54-66)
Fewest Points Allowed: 40, vs. Indiana, August 25, 2005 (55-40)

SHOCK INDIVIDUAL RECORDS

Points 32, Deanna Nolan @ Indiana, June 15, 2005
Rebounds 18, Cheryl Ford vs. Indiana, June 16, 2006
Assists 9, Swin Cash @ Indiana, June 9, 2004

FEVER INDIVIDUAL RECORDS

Points 27, Tamika Catchings vs. Indiana, June 2, 2002
Rebounds 16, Tamika Catchings @ Indiana, June 15, 2005
Assists 10, Rita Williams @ Indiana, August 12, 2001

ALL-TIME vs. INDIANA

2000			
June 9	Ind	W	80-76
June 18	Ind	W	111-74
Aug. 7	@ Ind	W	74-63

2001			
June 22	@ Ind	L	56-77
June 23	Ind	L	70-74
Aug. 12	@ Ind	L	66-83

2002			
June 1	@ Ind	L	62-79
June 2	Ind	L	65-78
Aug. 9	Ind	W	55-54

2003			
June 24	Ind	W	68-60
July 6	@ Ind	L	54-85
July 16	@ Ind	W	70-68
Aug. 2	Ind	W	72-58

2004			
June 9	@ Ind	W	83-79
June 12	Ind	W	72-68
June 29	Ind	L	68-69
July 16	@ Ind	L	73-85

2005			
June 15	@Ind	L	79-84 (OT)
July 15	@ Ind	L	57-62
July 17	Ind	L	58-59
Aug. 25	Ind	W	55-40

2006			
May 20	@ Ind	L	60-67
June 16	Ind	W	71-63
June 29	@ Ind	L	56-66
Aug. 1	Ind	W	70-66
Aug. 17	@ Ind*	W	68-56
Aug. 19	Ind*	W	98-83

2007			
June 16	Ind	L	67-77
July 20	@ Ind	W	89-80
Aug. 11	Ind	W	74-69
Aug. 19	@ Ind	L	66-72
Aug. 31	@ Ind *	L	65-75
Sept. 2	Ind *	W	77-63
Sept. 3	Ind *	W	81-65

2008			
May 21	Ind	W	76-71
May 31	@ Ind	W	74-65
Sept. 5	Ind	W	90-68
Sept. 19	@ Ind *	W	81-72
Sept. 21	Ind *	L	82-89
Sept. 23	Ind *	W	80-61

2009			
Jun 19	Ind	L	54-66
Jun 21	@ Ind	L	70-82
Aug 15	Ind	L	59-82
Sept. 4	@ Ind	W	70-63 (OT)

* Denotes playoff game

2009 RESULTS (1-3)

DATE	SITE	W/L	SCORE	DET. HIGH PTS.	DET. HIGH REB.	DET. HIGH AST	ATL. HIGH PTS.	ATL. HIGH REB	ATL. HIGH AST.
Jun 19	Detroit	L	54-66	Nolan 13	Hornbuckle 10	Hornbuckle/Nolan 2	Catchings 15	Sutton-Brown 9	Catchings 4
					McWilliams-Franklin 10	Smith 2			
Jun 21	Indiana	L	70-82	Nolan 16	Nolan 8	Nolan 6	Douglas 23	Sutton-Brown 9	Catchings 6
Aug 15	Indiana	L	59-82	Zellous 16	Braxton 10	Zellous 3	Douglas 19	Catchings 9	Douglas 4
						McWilliams-Franklin 3			
Sept 4	Detroit	W	70-63 OT	Nolan 22	Ford 12	Nolan 4	Catchings 14	Catchings 12	Catchings 3



888 S. Figueroa St., Suite 1010

Los Angeles, CA 90017

Tel: (213) 929-1300 | Fax: (213) 929-1325

**MICHAEL COOPER**
Head Coach**DIRECTORY**

Owners Carla Christofferson, Katherine Goodman
 Vice President/General Manager Penny Toler
 Chief Operating Officer Allison McGowen
 Head Coach Michael Cooper
 Assistant Coaches Laura Beeman, Marianne Stanley
 Athletic Trainer Rachel Schlachet
 Equipment Manager Thomas Archie
 Strength & Conditioning Coach Bruce Deziel
 Director of Public Relations Alayne Ingram

GENERAL INFORMATION

Team Colors Purple, Teal, Gold
 Arena STAPLES Center (13,141)
 Radio Station KTLK AM 1150
 Television Fox Sports West, FSN Prime Ticket
 Official Web Site www.lasparcs.com

BACKGROUND

Founded 2007
 2009 Record 18-16, 3rd in Western Conference
 2009 Playoffs Lost in Western Conference Finals to Phoenix

SHOCK VS. LOS ANGELES SPARKS**2009 RECORD: 1-1****HOME (1-0)****AWAY (0-1)**

PLAYER	G	GS	MIN	FG	FGA	PCT	FG3	FG3A	3PCT	FT	FTA	PCT	OR	DR	REB	AST	PF	DQ	STL	TO	BLK	PTS	AVG
Nolan	2	2	58	17	34	.500	1	4	.250	7	9	.778	2	5	7	3	7	0	3	6	1	42	21.0
Smith	2	2	56	9	30	.300	4	16	.250	3	3	1.000	3	6	9	3	1	0	2	3	0	25	12.5
Sanni	2	0	49	8	13	.615	0	0	---	4	5	.800	7	6	13	2	7	0	2	3	1	20	10.0
McWilliams	2	2	60	8	19	.421	0	2	.000	3	4	.750	2	11	13	5	3	0	1	3	0	19	9.5
Zellous	2	2	49	4	12	.333	0	2	.000	6	6	1.000	0	6	6	2	8	0	0	3	1	14	7.0
Haynie	2	0	18	3	6	.500	0	3	.000	3	4	.750	1	4	5	3	1	0	0	2	0	9	4.5
Farris	2	2	44	0	3	.000	0	0	---	5	6	.833	1	6	7	4	6	0	2	4	0	5	2.5
Hornbuckle	2	0	54	1	8	.125	0	3	.000	3	4	.750	1	10	11	5	5	0	1	2	0	5	2.5
Kelly (TOT)	4	0	32	1	5	.200	0	0	---	0	0	---	2	2	4	0	5	0	1	2	0	2	0.5
Miller	1	0	8	0	1	.000	0	0	---	0	0	---	0	0	0	0	1	0	1	0	0	0	0.0
Pierson	1	0	5	0	2	.000	0	0	---	0	0	---	0	0	0	0	2	0	1	0	1	0	0.0
SHOCK	2	-	400	50	128	.391	5	30	.167	34	41	.829	17	54	71	27	41	0	13	26	4	139	69.5
SPARKS	2	-	400	49	136	.360	10	40	.250	22	31	.710	18	54	72	32	43	0	16	28	5	130	65.0

LOS ANGELES SPARKS VS. SHOCK**2009 RECORD: 1-1****HOME (1-0)****AWAY (0-1)**

PLAYER	G	GS	MIN	FG	FGA	PCT	FG3	FG3A	3PCT	FT	FTA	PCT	OR	DR	REB	AST	PF	DQ	STL	TO	BLK	PTS	AVG
Thompson	2	2	68	13	30	.433	3	10	.300	3	3	1.000	4	13	17	4	3	0	3	7	0	32	16.0
Lennox	2	2	39	9	20	.450	2	6	.333	3	5	.600	1	9	10	2	6	0	3	2	0	23	11.5
Hayden	2	0	35	7	10	.700	0	0	---	2	4	.500	2	6	8	0	8	0	2	2	2	16	8.0
Leslie	2	2	56	7	22	.318	0	0	---	0	2	.000	3	9	12	2	7	0	0	5	2	14	7.0
Ferdinand-Harris	2	0	37	2	12	.167	1	6	.167	7	8	.875	1	3	4	3	8	0	3	1	0	12	6.0
Milton-Jones	2	2	47	5	15	.333	2	5	.400	0	0	---	2	4	6	5	5	0	0	4	0	12	6.0
Quinn	2	0	47	4	11	.364	1	4	.250	2	3	.667	2	4	6	5	5	0	0	1	1	11	5.5
Harrower	2	2	47	2	11	.182	1	6	.167	5	6	.833	0	3	3	9	3	0	5	1	0	10	5.0
Bobbit	2	0	19	0	3	.000	0	3	.000	0	0	---	3	2	5	2	3	0	0	1	0	0	0.0
Wisdom-Hylton	2	0	5	0	2	.000	0	0	---	0	0	---	0	1	1	0	0	0	0	0	0	0	0.0
SPARKS	2	-	400	49	136	.360	10	40	.250	22	31	.710	18	54	72	32	43	0	16	28	5	130	65.0
SHOCK	2	-	400	50	128	.391	5	30	.167	34	41	.829	17	54	71	27	41	0	13	26	4	139	69.5

2010 SCHEDULE

Tuesday July 13 vs. Los Angeles 6:00 p.m.
 Tuesday July 20 at Los Angeles 2:00 p.m.
 Friday August 6 at Los Angeles 9:30 p.m.
 Saturday August 14 vs. Los Angeles 7:00 p.m.

ALL-TIME SERIES RECORDS

	TOTAL	HOME	ROAD
Regular Season	10-12	7-5	3-7
Postseason	2-1	2-0	0-1
TOTAL	12-13	9-5	3-8

CURRENT STREAKS (REGULAR SEASON ONLY)

SITE	LAST WIN	SCORE	LAST LOSS	SCORE	STREAK
At home	6/8/09	81-52	7/22/08	81-84	Won
On the road	6/18/08	79-73	6/6/09	58-78	Lost 1
Overall	6/8/09	81-52	6/6/09	58-78	Won 1

SERIES FACTS (REGULAR SEASON ONLY)

Largest Winning Margin 29, vs. Los Angeles, June 8, 2009 (81-52)
 Largest Losing Margin 22, at Indiana, July 2, 2000 (63-85)
 Most Points Scored 89, vs. Los Angeles, June 26, 2001 (89-98, OT)
 Most Points Allowed 98, vs. Los Angeles, June 26, 2001 (89-98, OT)
 Fewest Points Scored 60, vs. Los Angeles, September 9, 2004 (60-63)
 Fewest Points Allowed 59, at Los Angeles, August 9, 1999 (84-59)
 59, vs. Los Angeles, July 21, 2006 (73-59) *

*At Grand Rapids Van Andel Arena

SHOCK INDIVIDUAL RECORDS

Points 27, Deanna Nolan vs. Los Angeles, June 8, 2009
 Rebounds 15, Cheryl Ford vs. Los Angeles, June 26, 2005
 15, Cheryl Ford vs. Los Angeles, June 17, 2003 (ot)
 Assists 7, Swin Cash @ Los Angeles, June 18, 2007
 7, Elaine Powell vs. Los Angeles, June 26, 2005

SPARKS INDIVIDUAL RECORDS

Points 30, Lisa Leslie @ Los Angeles, August 16, 1998
 30, Lisa Leslie vs. Los Angeles, August 5, 1998
 Rebounds 15, Lisa Leslie @ Los Angeles, September 9, 2004
 Assists 9, Penny Toler @ Los Angeles, August 16, 1998

2009 RESULTS (1-1)

DATE	SITE	W/L	SCORE	DET. HIGH PTS.	DET. HIGH REB.	DET. HIGH AST	ATL. HIGH PTS.	ATL. HIGH REB	ATL. HIGH AST.
Jun 6	Los Angeles	L	58-78	Nolan 15	Sanni 8	McWilliams-Franklin 4	Thompson 18	Lennox 10	Harrower 7
Jun 8	Detroit	W	81-52	Nolan 27	Hornbuckle 7	Haynie/Hornbuckle 3	Thompson 14	Thompson 11	Quinn 3

McWilliams-Franklin 7 Smith 3

ALL-TIME vs. LOS ANGELES**1998**

July 25	LA	W	69-67
Aug. 5	LA	W	73-61
Aug. 16	@ LA	W	77-76

1999

July 2	LA	L	81-91
Aug. 9	@ LA	W	84-59

2000

July 2	@ LA	L	63-85
Aug. 2	LA	L	81-84

2001

June 26	LA (OT)	L	89-98
---------	---------	---	-------

2002

June 11	@ LA	L	80-90
---------	------	---	-------

2003

June 17	LA (OT)	W	87-78
Sept. 12	@ LA *	L	63-75
Sept. 14	LA *	W	62-61
Sept. 16	LA *	W	83-78

2004

May 29	LA	L	60-63
Sept. 9	@ LA	L	63-81

2005

June 26	LA	W	79-73
Aug. 19	@ LA	L	67-74

2006

June 7	@ LA	L	78-86
July 21	LA **	W	73-59

2007

June 18	@ LA	W	79-73
July 29	LA	W	75-73

2008

June 11	@ LA	L	73-80
July 22	LA	L	81-84

2009

Jun 6	@ LA	L	58-78
Jun 8	LA	W	81-52

*Denotes Playoff Game

**At Grand Rapids Van Andel Arena





MINNESOTA LYNX



600 First Avenue North
Minneapolis, MN 55403
Tel: (612) 673-1600 | Fax (612) 673-8407



DONALD ZIERDEN
Head Coach

DIRECTORY

Owner Glen Taylor
Chief Operating Officer, Lynx Conrad Smith
Chief Executive Officer Rob Moor
President Chris Wright
Head Coach Donald Zierden
Assistant Coaches Jennifer Gillom, Ed Prohovsky, Jim Peterson
Head Athletic Trainer Chuck Barta
Manager of Basketball Operations and Video Katie Alsdurf

GENERAL INFORMATION

Team Colors Green, Blue, Silver, Light Blue, Red
Arena Target Center (9,181)
Radio Station BOB 106.1 FM
Television Fox Sports Net North
Official Web Site www.lynxbasketball.com

BACKGROUND

Founded 1999
2009 Record 14-20, 5th in Western Conference
2009 Playoffs Did not qualify

SHOCK VS. MINNESOTA LYNX

PLAYER	G	GS	MIN	FG	FGA	PCT	FG3	FG3A	3PCT	FT	FTA	PCT	OR	DR	REB	AST	PF	DQ	STL	TO	BLK	PTS	AVG
Nolan	2	2	67	9	29	.310	2	5	.400	11	15	.733	3	7	10	9	6	0	4	3	1	31	15.5
Ford	2	2	57	11	20	.550	0	0	---	6	10	.600	3	18	21	5	9	0	2	1	1	28	14.0
McWilliams	2	2	59	12	22	.545	0	2	.000	2	4	.500	4	8	12	8	4	0	2	2	2	26	13.0
Hornbuckle	2	1	54	9	15	.600	3	4	.750	2	3	.667	2	6	8	3	9	1	1	5	0	23	11.5
Zellous	2	0	41	7	20	.350	1	4	.250	7	9	.778	2	5	7	5	3	0	0	5	1	22	11.0
Smith	1	1	32	3	9	.333	0	2	.000	4	4	1.000	0	0	0	4	2	0	0	2	0	10	10.0
Braxton	2	0	32	5	12	.417	0	0	---	1	1	1.000	4	4	8	5	4	0	0	1	1	11	5.5
Teasley (TOT)	2	2	37	3	4	.750	2	3	.667	0	0	---	0	3	3	6	3	0	1	6	0	8	8.0
Teasley (DET)	1	1	24	3	3	1.000	2	2	1.000	0	0	---	0	3	3	4	2	0	0	4	0	8	4.0
Kelly (TOT)	3	0	29	2	6	.333	0	0	---	6	7	.857	3	0	3	2	3	0	0	0	0	10	3.3
Kelly (DET)	1	0	1	0	0	---	0	0	---	0	0	---	0	0	0	0	0	0	0	0	0	0	0.0
Sanni	2	0	16	2	5	.400	0	0	---	0	0	---	2	0	2	1	1	0	0	2	0	4	2.0
DeForge	1	1	15	0	1	.000	0	1	.000	0	0	---	0	1	1	1	0	0	0	1	0	0	0.0
Haynie	1	0	2	0	0	---	0	0	---	0	0	---	0	0	0	0	0	0	0	0	0	0	0.0
SHOCK	2	-	400	61	136	.449	8	20	.400	33	46	.717	20	52	72	45	40	1	9	26	6	163	81.5
LYNX	2	-	400	61	132	.449	17	43	.395	33	44	.750	16	42	58	28	45	0	10	21	8	158	79.0

MINNESOTA LYNX VS. SHOCK

PLAYER	G	GS	MIN	FG	FGA	PCT	FG3	FG3A	3PCT	FT	FTA	PCT	OR	DR	REB	AST	PF	DQ	STL	TO	BLK	PTS	AVG
McCants	2	0	39	10	17	.588	2	3	.667	4	8	.500	3	5	8	2	4	0	1	1	1	26	13.0
Houston	2	2	34	9	19	.474	1	4	.250	5	6	.833	1	7	8	1	8	0	0	3	1	24	12.0
Miller	2	1	46	6	12	.500	3	7	.429	6	6	1.000	0	3	3	5	4	0	2	3	0	21	10.5
Montgomery	2	1	43	6	13	.462	5	10	.500	0	0	---	0	3	3	3	4	0	1	3	1	17	8.5
Hollingsworth	2	0	46	5	12	.417	0	0	---	5	10	.500	2	7	9	0	6	0	2	3	1	15	7.5
Wiggins	2	2	43	3	11	.273	1	4	.250	8	9	.889	2	4	6	4	0	0	2	1	0	15	7.5
Montanana	2	0	36	5	10	.500	2	2	1.000	2	2	1.000	3	4	7	7	5	0	1	2	0	14	7.0
Hodges	2	2	50	3	12	.250	3	9	.333	0	0	---	2	2	4	5	3	0	1	0	2	9	4.5
Humphrey (TOT)	3	1	55	6	23	.261	0	6	.000	1	1	1.000	1	4	5	2	11	0	0	3	4	13	4.3
Humphrey (MIN)	2	1	44	6	19	.316	0	4	.000	1	1	1.000	1	4	5	1	9	0	0	3	2	13	6.5
Anosike	1	1	18	1	7	.143	0	0	---	2	2	1.000	2	3	5	0	2	0	0	2	0	4	4.0
LYNX	2	-	400	54	132	.409	17	43	.395	33	44	.750	16	42	58	28	45	0	10	21	8	158	79.0
SHOCK	2	-	400	61	136	.449	8	20	.400	33	46	.717	20	52	72	45	40	1	9	26	6	163	81.5

2010 SCHEDULE

Saturday, May 15 vs Minnesota 7:00 p.m.
Sunday, May 23 at Minnesota 6:00 p.m.
Friday, June 4 vs. Minnesota 7:00 p.m.
Friday, June 18 at Minnesota 7:00 p.m.
Saturday, June 19 vs. Minnesota 7:00 p.m.

ALL-TIME SERIES RECORDS

	TOTAL	HOME	ROAD
Regular Season	9-10	7-2	2-8
Post-Season	---	---	---
TOTAL	9-10	7-2	2-8

CURRENT STREAKS (REGULAR SEASON ONLY)

SITE	LAST WIN	SCORE	LAST LOSS	SCORE	STREAK
At home	7/31/09	91-83	8/1/04	58-59	Won 5
On the road	7/7/06	92-80	9/9/09	72-75	Lost 3
Overall	7/31/09	91-83	9/9/09	72-75	Lost 1

SERIES FACTS (REGULAR SEASON ONLY)

Largest Winning Margin 12, at Minnesota, July 7, 2006 (92-80)
Largest Losing Margin 20, at Minnesota, June 5, 2000 (68-88)
Most Points Scored 98, vs. Minnesota (OT), June 20, 2008 (98-93)
Most Points Allowed 93, vs. Minnesota (OT), June 20, 2008 (98-93)
Fewest Points Scored 51, at Minnesota, June 12, 1999 (51-68)
Fewest Points Allowed 56, vs. Minnesota, August 4, 1999 (59-56)

SHOCK INDIVIDUAL RECORDS

Points 44, Deanna Nolan vs. Minnesota, May 18, 2008
Rebounds 16, Val Whiting @ Minnesota, June 12, 1999
Assists 8, Elaine Powell @ Minnesota, August 23, 2003 (ot)

LYNX INDIVIDUAL RECORDS

Points 40, Katie Smith vs. Minnesota, June 17, 2001
Rebounds 12, Kristin Folk @ Minnesota, June 5, 2000
Assists 9, Helen Darling @ Minnesota, July 3, 2004

2009 RESULTS (1-1)

DATE	SITE	W/L	SCORE	DET. HIGH PTS.	DET. HIGH REB.	DET. HIGH AST	ATL. HIGH PTS.	ATL. HIGH REB	ATL. HIGH AST.
Jul 31	Detroit	W	91-83	Nolan 22	Ford 9	Nolan 6 McWilliams-Franklin 6	Houston 14	Houston 5	Hodges 4
Sept 9	Minnesota	L	72-75	Ford 16	Ford 12	Ford/Teasley 4 Zellous 4	Montanana 12	McCants 6	Montanana 3

ALL-TIME vs. MINNESOTA

1999									
June 12	@ Min	L	51-68						
Aug. 4	Min	W	59-56						
2000									
June 5	@ Min	L	68-88						
2001									
June 17	Min	L	63-71						
2002									
July 1	@ Min (OT)	L	80-85						
July 12	Min	W	72-69						
2003									
Aug. 23	@ Min (OT)	W	86-77						
2004									
July 3	@ Min	L	70-78						
Aug. 1	Min	L	58-59						
2005									
July 13	@ Min	L	61-71						
Aug. 11	Min (OT)	W	72-66						
2006									
May 24	Min	W	78-69						
July 7	@Min	W	92-80						
2007									
May 22	Min	W	85-75						
Aug. 16	@Min	L	77-87						
2008									
May 18	@ Min	L	70-84						
June 20	Min (OT)	W	98-93						
2009									
July 31	Min	W	91-83						
Sept. 9	@Min	L	72-75						





Two Pennsylvania Plaza
New York, NY 10121
Tel: (212) 564-WNBA | Fax: (212) 465-6250

DIRECTORY

President & CEO, Cablevision Systems Corporation;	
Chairman, Madison Square Garden	James L. Dolan
President & General Manager	Carol Blazejowski
Head Coach	Pat Coyle
Assistant Coaches	Nick DiPillo
Head Athletic Trainer/Manager, Basketball Operations	Lisa White
Manager, Scouting & Video Operations	Catherine Proto
Communications Coordinator	Casey Sherman

GENERAL INFORMATION

Team Colors Seafoam Green, Orange, Black and Blue
 Arena Madison Square Garden (19,763)
 Television MSG Network
 Official Web Site www.nyliberity.com

BACKGROUND

Founded	1997
2009 Record	13-21, 7th in Eastern Conference
2009 Playoffs	Did not qualify



PAT COYLE
Head Coach

SHOCK VS. NEW YORK LIBERTY

PLAYER	G	GS	MIN	FG	FGA	PCT	FG3	FG3A	3PCT	FT	FTA	PCT	OR	DR	REB	AST	PF	QD	STL	TO	BLK	PTS	AVG
Nolan	3	3	100	26	45	.578	8	17	.471	12	16	.750	4	18	22	9	10	1	3	9	1	72	24.0
Smith	2	2	74	8	26	.308	3	14	.214	4	4	1.000	1	4	5	9	4	0	2	1	2	23	11.5
Braxton	3	0	58	11	16	.688	0	0	---	9	9	1.000	8	13	21	5	9	0	0	8	4	31	10.3
Ford	3	3	84	11	21	.524	0	0	---	6	11	.545	7	13	20	2	11	4	0	4	9	28	9.3
McWilliams	3	3	82	8	16	.500	0	0	---	11	12	.917	4	13	17	9	5	0	1	5	2	27	9.0
Zellous	3	0	52	6	17	.353	1	2	.500	8	7	.9	2	7	9	5	9	1	3	12	3	21	7.0
Hornbuckle	3	3	106	6	20	.300	5	10	.500	2	4	.500	3	14	17	6	7	0	3	6	1	19	6.3
Sanni	2	0	14	3	4	.750	0	0	---	2	2	1.000	1	1	2	0	1	0	1	1	0	8	4.0
Teasley (TOT)	2	2	55	2	8	.250	2	7	.286	0	0	---	0	2	2	9	4	0	2	4	0	6	3.0
Teasley (DET)	1	1	28	1	5	.200	1	5	.200	0	0	---	0	0	0	4	3	0	0	3	0	3	3.0
Kelly (TOT)	3	0	29	1	4	.250	0	1	.000	6	6	1.000	1	2	3	1	1	0	2	4	0	8	2.7
Kelly (DET)	1	0	6	0	1	.000	0	0	---	2	2	1.000	0	0	0	0	0	0	1	1	0	2	2.0
Farris	1	0	6	0	0	---	0	0	---	0	0	---	0	0	0	0	1	0	1	0	0	0	0.0
Haynie	2	0	15	0	3	.000	0	2	.000	0	0	---	0	2	2	0	2	0	1	2	0	0	0.0
SHOCK	3	3	625	80	178	.460	18	50	.360	56	68	.824	30	85	115	49	62	2	20	59	13	234	77.0
LIBERTY	3	3	625	76	184	.404	28	74	.378	51	59	.864	16	55	71	39	57	0	35	42	5	231	77.0

NEW YORK LIBERTY VS. SHOCK

PLAYER	G	GS	MIN	FG	FGA	PCT	FG3	FG3A	3PCT	FT	FTA	PCT	OR	DR	REB	AST	PF	QD	STL	TO	BLK	PTS	AVG
Carson	3	3	83	14	34	.412	4	12	.333	10	10	1.000	0	5	5	5	7	0	5	5	0	42	14.0
Christon	3	3	85	8	20	.400	4	12	.333	21	21	1.000	1	6	7	3	7	0	3	6	1	41	13.7
Kraayeveld	2	2	82	11	26	.423	9	19	.474	2	2	1.000	2	7	9	5	10	0	3	4	1	33	11.0
Moore	3	3	89	10	29	.345	6	16	.375	0	4	.000	2	7	9	10	5	0	10	6	0	26	8.7
McCarville	2	2	49	6	15	.400	0	0	---	5	5	1.000	3	5	8	6	8	0	1	3	2	17	8.5
Jackson	3	1	45	8	15	.533	0	0	---	5	6	.833	2	6	8	1	5	0	2	3	1	21	7.0
Vaughn	3	1	55	9	13	.692	0	0	---	3	4	.750	5	3	8	2	6	0	1	2	0	21	7.0
Mitchell	3	0	34	3	11	.273	1	6	.167	2	2	1.000	0	4	4	3	3	0	2	2	0	9	3.0
Spencer	3	0	52	3	11	.273	3	7	.429	0	0	---	1	5	6	1	2	0	1	3	0	9	3.0
Battle	3	0	34	2	9	.222	1	2	.500	3	4	.750	0	5	5	3	2	0	4	3	0	8	2.7
Larkins	3	0	19	2	5	.400	0	0	---	0	1	.000	0	4	4	0	4	0	3	3	0	4	1.3
LIBERTY	3	3	- 625	76	188	.404	28	74	.378	51	59	.864	16	55	71	39	57	0	35	42	5	231	77.0
SHOCK	3	3	- 625	80	174	.460	18	50	.360	56	68	.824	30	85	115	49	62	2	50	13	234	78.0	

2010 SCHEDULE

Friday, June 25 vs. New York 7:00 p.m.
Thursday, August 18 at New York 6:30 p.m.

ALL-TIME SERIES RECORDS

	TOTAL	HOME	ROAD
Regular Season	25-18	18-5	7-13
Post-Season	5-4	4-1	1-3
TOTAL	30-22	22-6	8-16

CURRENT STREAKS (REGULAR SEASON ONLY)

SITE	LAST WIN	SCORE	LAST LOSS	SCORE	STREAK
At home	9/10/09	94-87 OT	7/6/07	81-82 (OT)	Won 5
On the road	9/14/08	61-59	7/2/09	64-80	Lost 1
Overall	9/10/09	94-87 (OT)	7/2/09	64-80	Won 2

SERIES FACTS (REGULAR SEASON ONLY)

Largest Winning Margin	20, vs. New York, June 28, 1999 (91-71)
Largest Losing Margin.	22, at New York, Aug. 24, 2007* (51-73)
Most Points Scored94, vs. New York, September 10, 2009 (94-87 OT)
Most Points Allowed87, vs. New York, August 10, 2003 (90-87 OT)
Fewest Points Scored51, at New York, Aug. 24, 2007* (51-73)
Fewest Points Allowed53, vs. New York, August 6, 2006 (65-53)

*** Denotes Playoff Game**

SHOCK INDIVIDUAL RECORDS

Points	34, Deanna Nolan vs. New York, June 3, 2005 (ot)
	34, Deanna Nolan vs New York, September 10, 2009
Rebounds	18, Three times, most recently
	Cheryl Ford vs. New York, July 18, 2007
Assists	8, Deanna Nolan vs. New York, July 6, 2007
	8, Dominique Canty vs. New York, August 9, 2000

LIBERTY INDIVIDUAL RECORDS

Points	26, Sophia Witherspoon vs. New York, August 19, 1998
Rebounds12, Four times, most recently Janel McCarville vs. New York, July 6, 2007
Assists	10, Teresa Weatherspoon @ New York, August 1, 2001
	.10, Teresa Weatherspoon @ New York, June 20, 1999

2009 RESULTS (2-1)

DATE	SITE	W/L	SCORE	DET. HIGH PTS.	DET. HIGH REB.	DET. HIGH AST	ATL. HIGH PTS.	ATL. HIGH REB	ATL. HIGH AST.
Jul 2	New York	L	64-80	Ford 13	Hornbuckle/Ford 10	Smith 5	Christon 25	Kraayeveld 5	McCarville 5
Aug 4	Detroit	W	76-64	Nolan 26	Nolan 14	Nolan/Smith 4	Christon 14	Christon 4	Christon 1
						McWilliams-Franklin 4			
Sep 10	Detroit	W	94-87 OT	Nolan 34	McWilliams-Franklin 8	Zellous 5	Essence Carson 28	Vaughn 4	Moore 6
					Braxton 8	Hornbuckle 5			

ALL-TIME vs. NEW YORK

1998			
July 1	NY	W	82-65
July 6	@ NY	L	56-59
July 26	@ NY	L	62-78
Aug. 19	NY	W	82-68
1999			
June 20	@ NY	L	62-69
June 28	NY	W	91-71
Aug. 13	NY	L	56-60
Aug. 15	@ NY	W	63-57
2000			
June 7	NY	L	69-73
June 21	@ NY	W	67-63
Aug. 9	NY	W	66-63
2001			
July 2	@ NY	L	60-66
July 18	NY	L	67-80
Aug. 1	@ NY	L	63-66
2002			
June 5	@ NY	L	59-60
June 9	NY	L	63-70
July 10	NY	W	66-63
2003			
June 20	NY	W	88-83
June 27	@ NY	W	75-69
Aug. 1	@ NY	W	62-60
Aug. 10	NY (OT)	W	90-87
2004			
May 26	@ NY	L	52-64
July 24	@ NY	L	69-78
July 30	NY	W	88-79
Sept. 14	NY (OT)	W	82-71
Sept. 24	NY *	L	62-75
Sept. 26	@ NY *	W	76-66
Sept. 28	@ NY *	L	64-66
2005			
May 22	@ NY	W	78-71
June 3	NY	(OT)	W
68-66			
June 12	@ NY	L	69-72
Aug. 7	NY	W	72-67
2006			
June 1	NY	W	64-63
Aug. 3	@ NY	L	67-75
Aug. 6	NY	W	65-53
2007			
June 8	@ NY	W	67-57
July 6	NY (OT)	L	81-82
July 18	NY (OT)	W	87-82
Aug. 12	@ NY	L	84-85
Aug. 24	@ NY *	L	51-73
Aug. 26	NY *	W	76-73
Aug. 28	NY *	(OT)	W
71-70			
2008			
May 25	@ NY	W	72-62
July 12	@ NY	L	64-74
Aug. 29	NY	W	83-69
Sept. 14	@ NY	W	61-59
Sept. 26	@ NY *	L	56-60
Sept. 28	NY *	W	64-55
Sept. 29	NY *	W	75-73
2009			
July 2	@ NY	L	64-80
Aug. 4	NY	W	76-64
Sept.	NY	W	94-87

*Denotes Playoff Game



201 E. Jefferson Street
Phoenix, AZ 85004
Tel: (602) 514-8333 | Fax: (602) 379-7540



COREY GAINES
Head Coach

DIRECTORY

Managing Partner	Robert Sarver
President and COO, Phoenix Suns	Rick Welts
President and COO, Phoenix Mercury	Jay Parry
General Manager	Ann Meyers Drysdale
Head Coach	Corey Gaines
Assistant Coaches	Julie Brase-Hairgrove, Bridget Pettis
Head Athletic Trainer	Tamara Pool
Basketball Communications Manager	Eric Barkyoub
Public/Community Relations Manager	Lesley Factor

GENERAL INFORMATION

Team Colors	Chartreuse, Black, Purple, Red and Silver
Arena	US Airways Center (9,473)
Radio Station	phoenixmercury.com
Television	Fox Sports Net-Arizona
Official Web Site	www.PhoenixMercury.com

BACKGROUND

Founded	1997
2009 Record	.23-11, 1st in Western Conference
2009 Playoffs	WNBA Champions -- Defeated Indiana in WNBA Finals

SHOCK VS. PHOENIX MERCURY

PLAYER	G	GS	MIN	FG	FGA	PCT	FG3	FG3A	3PCT	FT	FTA	PCT	OR	DR	REB	AST	PF	DQ	STL	TO	BLK	PTS	AVG
Smith	1	1	36	8	15	.533	4	9	.444	1	2	.500	0	2	2	5	4	0	1	5	0	21	21.0
Nolan	2	2	67	14	28	.500	4	10	.400	3	4	.750	1	3	4	6	6	0	1	4	1	35	17.5
Ford	2	2	58	14	28	.500	0	0	---	2	6	.333	7	12	19	5	10	0	3	7	0	30	15.0
Braxton	2	0	36	12	23	.522	0	0	---	4	5	.800	5	8	13	3	2	0	2	2	1	28	14.0
McWilliams	2	2	55	10	17	.588	0	1	.000	4	6	.667	5	13	18	7	3	0	2	2	0	24	12.0
Zellous	2	0	48	8	23	.348	0	6	.000	2	3	.667	1	4	5	5	6	0	3	3	3	18	9.0
Teasley (TOT)	1	1	28	3	5	.600	2	4	.500	0	0	---	0	3	3	5	3	0	1	1	1	8	8.0
Teasley (DET)	1	1	28	3	5	.600	2	4	.500	0	0	---	0	3	3	5	3	0	1	1	1	8	8.0
Kelly (TOT)	4	2	56	6	19	.316	0	0	---	12	15	.800	6	5	11	3	11	0	1	3	0	24	6.0
Kelly (DET)	1	0	12	2	7	.286	0	0	---	4	5	.800	1	0	1	1	1	0	1	0	0	8	8.0
Hornbuckle	2	1	50	4	14	.286	2	5	.400	1	2	.500	3	7	10	6	3	0	4	1	0	11	5.5
Haynie	1	0	9	1	2	.500	0	1	.000	2	2	1.000	0	1	1	1	0	0	1	0	0	4	4.0
Sanni	1	0	11	2	4	.500	0	0	---	0	0	---	1	0	1	1	2	0	1	1	0	4	4.0
DeForge	1	1	16	0	3	.000	0	1	.000	0	0	---	1	2	3	2	1	0	0	0	0	0	0.0
SHOCK	2	-	425	78	169	.462	12	37	.324	23	35	.657	25	55	80	47	41	0	20	26	6	191	95.5
MERCURY	2	-	425	68	156	.436	20	46	.435	40	46	.870	21	54	75	37	38	0	15	29	11	196	98.0

PHOENIX MERCURY VS. SHOCK

PLAYER	G	GS	MIN	FG	FGA	PCT	FG3	FG3A	3PCT	FT	FTA	PCT	OR	DR	REB	AST	PF	DQ	STL	TO	BLK	PTS	AVG
Pondexter	2	2	70	16	36	.444	4	11	.364	15	16	.938	1	9	10	12	4	0	3	7	0	51	25.5
Taurasi	1	1	30	5	13	.385	2	7	.286	8	8	1.000	0	6	6	6	3	0	1	6	1	20	20.0
Willingham	2	2	55	15	28	.536	0	0	---	4	5	.800	5	9	14	3	6	0	2	1	0	34	17.0
Johnson	2	2	51	8	18	.444	5	6	.833	2	2	1.000	3	5	8	6	1	0	1	2	0	23	11.5
T. Smith	2	2	58	9	18	.500	4	7	.571	1	2	.500	4	9	13	3	5	0	1	3	5	23	11.5
Taylor	1	0	26	4	11	.364	1	3	.333	2	3	.667	1	2	3	1	1	0	1	2	0	11	11.0
Swanier	2	0	26	5	8	.625	4	5	.800	2	2	1.000	2	5	7	4	2	0	0	3	0	16	8.0
Bonner	2	0	44	5	15	.333	0	1	.000	5	6	.833	5	5	10	1	6	0	3	3	1	15	7.5
Ohlde	2	0	29	1	3	.333	0	0	---	1	2	.500	0	3	3	1	6	0	1	2	4	3	1.5
Mazzante	2	1	35	0	6	.000	0	6	.000	0	0	---	0	1	1	0	3	0	2	0	0	0	0.0
B. Smith	1	0	3	0	0	---	0	0	---	0	0	---	0	0	0	0	1	0	0	0	0	0	0.0
MERCURY	2	-	425	68	156	.436	20	46	.435	40	46	.870	21	54	75	37	38	0	15	29	11	196	98.0
SHOCK	2	-	425	78	169	.462	12	37	.324	23	35	.657	25	55	80	47	41	0	20	26	6	191	95.5

2010 SCHEDULE

Tuesday, May 25	vs. Phoenix	6:00 p.m.
Saturday, June 12	at Phoenix	9:00 p.m.
Saturday, July 17	at Phoenix	9:00 p.m.
Thursday, July 22	vs. Phoenix	7:00 p.m.

ALL-TIME SERIES RECORDS

	TOTAL	HOME	ROAD
Regular Season	10-14	6-5	4-9
Post-Season	2-3	1-2	1-1
TOTAL	12-17	7-7	5-10

CURRENT STREAKS (REGULAR SEASON ONLY)

SITE	LAST WIN	SCORE	LAST LOSS	SCORE	STREAK
At home	9/1/09	101-99	7/6/06	76-91	Won 3
On the road	6/14/08	89-79	7/18/09	90-97 (OT)	Lost 1
Overall	9/1/09	101-99	7/18/09	90-97 (OT)	Won 1

SERIES FACTS (REGULAR SEASON ONLY)

Largest Winning Margin	29, vs. Phoenix, July 8, 2007 (111-82)
Largest Losing Margin	28, vs. Phoenix, September 8, 2007* (70-98)
Most Points Scored	111, vs. Phoenix, July 8, 2007 (111-82)
Most Points Allowed	108, vs. Phoenix, September 16, 2007* (92-108)
Fewest Points Scored	51, at Phoenix, August 16, 2005 (51-58)
Fewest Points Allowed	58, at Phoenix, August 16, 2005 (51-58)

* Denotes Playoff Game

SHOCK INDIVIDUAL RECORDS

Points	28, Tasha Humphrey @ Phoenix, June 14, 2008
Rebounds	15, Cheryl Ford @ Phoenix, August 13, 2003
Assists	15, Alexis Hornbuckle @ Phoenix, June 14, 2008
	8, Shannon Johnson vs. Phoenix, July 8, 2007
	8, Sandy Brondello vs. Phoenix, July 8, 1998
	8, Deanna Nolan @ Phoenix, June 14, 2008

MERCURY INDIVIDUAL RECORDS

Points	35, Cappie Pondexter @ Phoenix, July 6, 2006
Rebounds	13, Jennifer Gillom vs. Phoenix, June 26, 1999
Assists	9, Tamicha Jackson vs. Phoenix, June 28, 2003

2009 RESULTS (1-1)

DATE	SITE	W/L	SCORE	DET. HIGH PTS.	DET. HIGH REB.	DET. HIGH AST	ATL. HIGH PTS.	ATL. HIGH REB	ATL. HIGH AST.
Jul 18	Phoenix	L	90-97 OT	Smith 21	McWilliams-Franklin 12	Smith 5	Pondexter 26	Pondexter 7	Pondexter 8
Sept. 1	Detroit	W	101-99	Ford 22	Ford 11	Zellous/Teasley 5	Pondexter 25	Smith 7	Taurasi 6

ALL-TIME vs. PHOENIX

1998			
July 8	Pho	L	76-78
July 15	@ Pho	L	60-73
Aug. 14	@ Pho	L	59-84

1999			
June 26	Pho	L	60-66
Aug. 11	@ Pho	L	57-68

2000			
July 6	@ Pho	L	69-81

2001			
June 29	Pho	W	75-71
July 26	@ Pho	L	62-63

2002			
June 13	@ Pho	L	67-70
Aug. 4	Pho	W	91-75

2003			
June 28	Pho	L	65-68
Aug. 13	@ Pho	W	78-76

2004			
Sept. 1	Pho	L	58-63
Sept. 11	@ Pho	W	80-72

2005			
July 31	Pho	W	66-63
Aug. 16	@ Pho	L	51-58

2006			
June 9	@ Pho	L	79-93
July 6	Pho	L	76-91

2007			
June 22	@ Pho	W	87-84
July 8	Pho	W	111-82
Sept. 5	Pho *	W	108-100
Sept. 8	Pho *	L	70-98
Sept. 11	@ Pho *	W	88-83
Sept. 13	@ Pho *	L	76-77
Sept. 16	Pho *	L	92-108

2008			
June 14	@ Pho	W	89-79
Sept. 9	Pho	W	89-78

2009			
Jul 18	@ Pho	L	90-97 (OT)
Sept.	Pho	W	101-99

* Denotes Playoff Game





SAN ANTONIO SILVER STARS



AT&T Center
One AT&T Center
San Antonio, TX 78219
Tel: (210) 444-5000 | Fax: (210) 444-5003



DAN HUGHES
Head Coach

DIRECTORY

Owner Spurs Sports & Entertainment
Chairman & CEO Peter Holt
Executive Vice President/Business Operations, Governor Russ Bookbinder
General Manager/Head Coach Dan Hughes
Assistant Coaches Sandy Brondello, Olaf Lange
Head Athletic Trainer Tonya Holley
Strength and Conditioning Coach Mike Ekanem
Equipment Manager Will Grove
Media Service Manager Leigh Anne Gullett

GENERAL INFORMATION

Team Colors Silver and Black
Arena AT&T Center (18,797)
Radio Station KTKR 760-AM
Television KMYS (My35)
Official Web Site www.sasilverstars.com

BACKGROUND

Founded 1997 Utah Starzz, 2003 San Antonio Silver Stars
2009 Record 15-19, 4th in Western Conference
2009 Playoffs Lost in First Round to Phoenix

SHOCK VS. SILVER STARS

PLAYER	2009 RECORD: 1-1					HOME (1-0)					AWAY (0-1)				
	G	GS	MIN	FG	FGA	PCT	FG3	FG3A	3PCT	FT	FTA	PCT	OR	DR	REB
Smith	1	1	32	10	15	.667	6	9	.667	5	6	.833	0	1	1
Nolan	2	2	74	16	39	.410	6	14	.429	5	5	1.000	2	8	10
McWilliams	2	2	68	11	21	.524	0	0	---	1	1	1.000	4	9	13
Zellous	2	0	52	6	15	.400	2	4	.500	9	10	.900	1	3	4
Braxton	2	0	44	8	13	.615	0	0	---	4	6	.667	4	6	10
Hornbuckle	2	2	62	7	15	.467	3	6	.500	3	4	.750	2	5	7
Ford	2	2	36	4	9	.444	0	0	---	2	4	.500	0	7	7
Teasley (TOT)	2	1	35	3	5	.600	2	4	.500	0	0	---	1	2	3
Teasley (DET)	2	1	35	3	5	.600	2	4	.500	0	0	---	1	2	3
Sanni	2	0	8	2	2	1.000	0	0	---	2	4	.500	0	2	2
Kelly (TOT)	4	0	33	3	5	.600	0	0	---	1	2	.500	0	2	2
Kelly (DET)	2	0	14	1	1	1.000	0	0	---	1	2	.500	0	0	0
SHOCK	2	-	425	68	135	.504	19	37	.514	32	42	.762	14	43	57
SILVER STARS	2	-	425	63	135	.467	16	48	.333	42	49	.857	19	44	63

SILVER STARS VS. SHOCK

PLAYER	2009 RECORD: 1-1					HOME (1-0)					AWAY (0-1)				
	G	GS	MIN	FG	FGA	PCT	FG3	FG3A	3PCT	FT	FTA	PCT	OR	DR	REB
Young	2	2	73	18	34	.529	2	6	.333	12	15	.800	3	8	11
Hammon	2	2	68	14	23	.609	6	9	.667	12	13	.923	2	1	3
Wauters	2	2	57	14	21	.667	0	1	.000	5	5	1.000	7	7	14
Snell	1	0	25	4	12	.333	2	10	.200	3	4	.750	2	1	3
Crossley	2	0	15	4	9	.444	2	4	.500	0	0	---	0	0	0
Johnson	2	2	37	2	7	.286	1	4	.250	2	2	1.000	1	5	6
Lawson-Wade	2	1	32	2	7	.286	2	5	.400	1	2	.500	0	1	1
Perperoglou	2	1	45	2	7	.286	0	3	.000	3	3	1.000	1	4	5
Frazee	1	0	12	1	2	.500	1	1	1.000	0	0	---	0	3	3
Riley	2	0	22	2	6	.333	0	2	.000	2	2	1.000	2	9	11
Darling	2	0	38	0	7	.000	0	3	.000	2	3	.667	1	5	6
SILVER STARS	2	-	425	63	135	.467	16	48	.333	42	49	.857	19	44	63
SHOCK	2	-	425	68	135	.504	19	37	.514	32	42	.762	14	43	57

SAN ANTONIO SILVER STARS

2010 SCHEDULE

Thursday, May 20 vs. San Antonio 11:30 a.m.
Friday, June 11 at San Antonio 7:00 p.m.
Friday, July 16 at San Antonio 7:00 p.m.
Friday, July 30 vs. San Antonio 7:00 p.m.
Friday, August 13 at San Antonio 7:00 p.m.

ALL-TIME SERIES RECORDS

	TOTAL	HOME	ROAD
Regular Season	15-8	7-4	8-4
Post-Season	3-0	1-0	2-0
TOTAL	18-8	8-4	10-4

CURRENT STREAKS (REGULAR SEASON ONLY)

SITE	LAST WIN	SCORE	LAST LOSS	SCORE	STREAK
At home	8/23/09	99-84	7/27/08	64-76	Won 1
On the road	7/31/07	84-79	8/29/09	88-100 (OT)	Lost 3
Overall	8/23/09	99-84	8/29/09	88-100 (OT)	Lost 1

SERIES FACTS (REGULAR SEASON ONLY)

Largest Winning Margin 19, at San Antonio, June 7, 2003 (74-55)
Largest Losing Margin 18, at San Antonio (Utah), July 8, 2002 (76-94)
Most Points Scored 99, vs. San Antonio, July 1, 2003 (99-88)
Most Points Allowed 99, vs. San Antonio, Aug 23, 2009 (99-84)
Most Points Allowed 104, at San Antonio (Utah), July 6, 1999 (94-104, 2OT)
Fewest Points Scored 60, at San Antonio, August 13, 2005 (60-59)
Fewest Points Allowed 55, at San Antonio, June 7, 2003 (74-55)

SHOCK INDIVIDUAL RECORDS

Points 33, Sandy Brondello @ Utah (2OT), 7/6/99
Rebounds 22, Cheryl Ford @ San Antonio, 5/22/04
Assists 10, Deanna Nolan vs. San Antonio, 5/24/05

SILVER STARS INDIVIDUAL RECORDS

Points 32, Becky Hammon, vs. San Antonio 8/29/09
Rebounds 16, Erin Buescher vs. San Antonio, 7/1/07
Assists 16, Margo Dydek @ Utah (2OT), 7/6/99
Assists 10, Debbie Black @ Utah (2OT), 7/6/99

ALL-TIME vs. SAN ANTONIO

1998
July 13 @ Utah W 74-67
July 17 Utah W 79-67
Aug. 10 @ Utah W 77-73

1999
July 6 @ Utah (2OT) L 94-104
July 21 Utah W 86-77

2000
July 7 @ Utah W 73-69
2001
Aug. 7 Utah L 69-76

2002
July 8 @ Utah L 76-94
July 23 Utah L 75-86

2003
June 7 @ SA W 74-55
July 1 SA W 99-88

2004
May 22 @ SA W 73-60
July 18 SA W 77-71

2005
May 24 SA W 74-65
Aug. 13 @ SA W 60-59

2006
June 27 @ SA W 63-59
July 16 SA W 77-67

2007
July 1 SA L 68-71
July 31 @ SA W 84-79

2008
July 1 @ SA (OT) L 72-79
July 27 SA L 64-76
Oct. 1 @ SA * W 77-69
Oct. 3 @ SA * W 69-61
Oct. 5 SA * W 76-61

2009
Aug. 23 SA W 99-84
Aug. 29 @ SA L 88-100 (OT)

*Denotes Playoff Game

2009 RESULTS (1-1)

DATE	SITE	W/L	SCORE	DET. HIGH PTS.	DET. HIGH REB.	DET. HIGH AST	ATL. HIGH PTS.	ATL. HIGH REB	ATL. HIGH AST.
Aug 23	Detroit	W	99-84	Smith 31	McWilliams-Franklin 7	Hornbuckle 7	Young 19	Young 5	Darling 7
Aug 29	San Antonio	L	88-100 (OT)	Nolan 34	Braxton 7	Teasley 5	Hammon 32	Wauters 11	Hammon 9





SEATTLE STORM



3421 Thorndyke Ave. W.
Seattle, WA 98119
Tel: (206) 217-WNBA | Fax: (206) 281-5817



BRIAN AGLER
Head Coach

DIRECTORY

Ownership Force 10 Hoops L.L.C.
Chairperson Anne Levinson
Chief Executive Officer, Storm Karen Bryant
Head Coach & Director of Player Personnel Brian Agler
Assistant Coaches Shelley Patterson, Nancy Darsch
Director of Basketball Operations Missy Bequette
Head Athletic Trainer Tom Spencer
Strength & Conditioning Coach TBD
Equipment Manager/Video Coordinator Danielle Yellam
Public Relations Manager Jennifer Carroll

GENERAL INFORMATION

Team Colors Storm Green, Storm Gold, Storm Red, Storm Bronze
Arena KeyArena at Seattle Center (9,686)
Radio Station SportsRadio KKNW 1150 AM
Television TBD
Official Web Site www.storm.wnba.com

BACKGROUND

Founded 2000
2009 Record 20-14, 2nd in Western Conference
2009 Playoffs Lost in First Round to Los Angeles

SHOCK VS. SEATTLE STORM

2009 RECORD: 1-1

HOME (0-1)

AWAY (1-0)

PLAYER	G	GS	MIN	FG	FGA	PCT	FG3	FG3A	3PCT	FT	FTA	PCT	OR	DR	REB	AST	PF	DQ	STL	TO	BLK	PTS	AVG
Nolan	2	2	69	16	36	.444	3	9	.333	5	6	.833	0	10	10	7	5	0	6	8	2	40	20.0
Smith	2	2	73	7	18	.389	3	9	.333	7	7	1.000	1	2	3	9	4	0	1	4	0	24	12.0
Zellous	2	0	48	6	12	.500	0	1	.000	11	11	1.000	2	7	9	1	8	0	0	3	2	23	11.5
McWilliams	2	2	55	9	14	.643	0	0	---	1	1	1.000	3	7	10	6	8	0	1	3	0	19	9.5
DeForge	1	1	18	3	4	.750	0	0	---	0	0	---	0	1	1	1	1	0	0	2	0	6	6.0
Ford	2	2	58	4	10	.400	0	0	---	4	12	.333	0	9	9	1	3	0	0	3	0	12	6.0
Kelly (TOT)	4	2	63	3	12	.250	0	0	---	14	18	.778	3	5	8	2	6	0	2	5	1	20	5.0
Braxton	2	0	37	4	7	.571	0	0	---	0	2	.000	2	4	6	4	4	0	1	7	0	8	4.0
Hornbuckle	2	1	26	2	5	.400	0	1	.000	1	2	.500	1	2	3	5	5	0	0	4	0	5	2.5
Teasley (TOT)	1	0	6	1	2	.500	0	1	.000	0	0	---	0	0	0	1	0	0	0	0	0	2	2.0
Teasley (DET)	1	0	6	1	2	.500	0	1	.000	0	0	---	0	0	0	1	0	0	0	0	0	2	2.0
Sanni	2	0	10	1	1	1.000	0	0	---	0	0	---	1	2	3	0	1	0	1	2	0	2	1.0
SHOCK	2	-	400	53	109	.486	6	21	.286	29	41	.707	10	44	54	35	39	0	10	36	4	141	70.5
STORM	2	-	400	50	116	.431	9	27	.333	33	41	.805	14	36	50	36	48	3	15	34	5	142	71.0

SEATTLE STORM VS. SHOCK

2009 RECORD: 1-1

HOME (0-1)

AWAY (1-0)

PLAYER	G	GS	MIN	FG	FGA	PCT	FG3	FG3A	3PCT	FT	FTA	PCT	OR	DR	REB	AST	PF	DQ	STL	TO	BLK	PTS	AVG
Jackson	2	2	58	18	36	.500	5	10	.500	6	7	.857	3	8	11	1	4	0	4	5	1	47	23.5
Bird	2	2	74	8	18	.444	1	7	.143	6	6	1.000	2	3	5	14	2	0	6	6	0	23	11.5
Cash	2	2	62	8	22	.364	1	3	.333	6	7	.857	2	8	10	7	7	1	0	6	2	23	11.5
Gearlds	1	0	16	4	6	.667	2	2	1.000	0	0	---	1	1	2	1	0	0	1	1	0	10	10.0
Little	2	2	60	5	14	.357	0	0	---	8	13	.615	4	6	10	3	7	0	3	5	0	18	9.0
Wright	2	2	48	5	9	.556	0	0	---	2	2	1.000	1	1	2	7	12	0	3	3	1	12	6.0
Burse	2	0	34	2	5	.400	0	0	---	1	2	.500	1	4	5	1	9	0	1	4	0	5	2.5
Johnson	2	0	35	0	6	.000	0	5	.000	4	4	1.000	0	2	2	2	4	0	0	0	0	4	2.0
Batkovic-Brown	2	0	4	0	0	---	0	0	---	0	0	---	0	1	1	0	1	0	0	3	0	0	0.0
Robinson	2	0	9	0	0	---	0	0	---	0	0	---	0	2	2	0	2	0	0	1	0	0	0.0
STORM	2	-	400	50	116	.431	9	27	.333	33	41	.805	14	36	50	36	48	3	15	34	5	142	71.0
SHOCK	2	-	400	53	109	.486	6	21	.286	29	41	.707	10	44	54	35	39	0	10	36	4	141	70.5

2010 SCHEDULE

Sunday, June 27 vs. Seattle 3:00 p.m.
Sunday, July 25 at Seattle 8:00 p.m.
Tuesday, August 3 vs. Seattle 7:00 p.m.
Saturday, August 7 at Seattle 9:00 p.m.

ALL-TIME SERIES RECORDS

	TOTAL	HOME	ROAD
Regular Season	10-8	5-4	5-4
Post-Season	--	--	--
TOTAL	10-8	5-4	5-4

CURRENT STREAKS (REGULAR SEASON ONLY)

SITE	LAST WIN	SCORE	LAST LOSS	SCORE	STREAK
At home	6/4/08	77-67	8/18/09	75-79	Lost 1
On the road	7/15/09	66-63	6/7/08	67-75	Won 1
Overall	7/15/09	66-63	8/18/09	75-79	Lost 1

SERIES FACTS (REGULAR SEASON ONLY)

Largest Winning Margin 27, vs. Seattle, June 20, 2007 (97-70)
Largest Losing Margin 19, at Seattle, August 8, 2004 (67-86)
Most Points Scored 97, vs. Seattle, June 20, 2007 (97-70)
Most Points Allowed 86, at Seattle, August 17, 2003 (95-86)
Fewest Points Scored 59, vs. Seattle, July 28, 2002 (59-72)
Fewest Points Allowed 56, vs. Seattle, July 12, 2000 (61-56)

SHOCK INDIVIDUAL RECORDS

Points 33, Katie Smith vs. Seattle, June 4, 2008
Rebounds 18, Cheryl Ford @ Seattle, July 28, 2006
Assists 8, Deanna Nolan vs. Seattle, June 4, 2008

STORM INDIVIDUAL RECORDS

Points 36, Lauren Jackson August 18, 2009
Rebounds 13, Lauren Jackson @ Seattle, August 17, 2003
. 13, Ashley Robinson vs. Seattle, July 28, 2006
Assists 8, Sue Bird vs. Seattle, September 8, 2004
. 8, Sue Bird vs. Seattle, June 4, 2008
. 8, Sue Bird @ Seattle, June 7, 2008

2009 RESULTS (1-1)

DATE	SITE	W/L	SCORE	DET. HIGH PTS.	DET. HIGH REB.	DET. HIGH AST	ATL. HIGH PTS.	ATL. HIGH REB	ATL. HIGH AST.
Jul 15	Seattle	W	66-63	Smith 19	Ford 8	Nolan 7	Little 12	Little 6	Bird 6
Aug 18	Detroit	L	75-79	Nolan 29	McWilliams-Franklin 8	Smith 5	Jackson 36	Jackson 7	Bird 8

ALL-TIME vs. SEATTLE

2000
June 28 @ SEA W 82-78
July 12 SEA W 61-56

2001
July 24 @ SEA (OT) L 69-74

2002
July 28 SEA L 59-72

2003
July 18 SEA W 74-61
Aug. 17 @ SEA W 95-86

2004
July 10 SEA W 70-65
Sept. 8 @ SEA L 67-86

2005
June 8 SEA L 61-76
July 23 @ SEA L 71-74

2006
July 28 @ SEA W 77-67
Aug. 8 SEA L 79-81

2007
June 20 @ SEA W 87-71
Aug. 9 SEA W 97-70

2008
June 4 SEA W 77-67
June 7 @ SEA L 67-75

2009
July 15 @SEA W 66-63
Aug. 18 SEA L 75-79





WASHINGTON MYSTICS



Verizon Center
601 F ST NW, 3rd Floor
Washington, DC 20004
Tel: (202) 527-7540 | Fax: (202) 827-7539



JULIE PLANK
Head Coach

DIRECTORY

Owner Lincoln Holdings LLC
Chairman Ted Leonsis
President & Managing Partner Sheila C. Johnson
Chief Operating Officer Greg Bibb
General Manager & Vice President Angela Taylor
Head Coach Julie Plank
Assistant Coaches Lubomyr Lichonsak, Trudi Lacey, Vicky Bullett
Certified Athletic Trainer Navin Hettiarachchi
Strength & Conditioning Coach Lisa Ciaravella
Basketball Operations Coordinator Natalia Isaac
Manager, Team Operations Mikhail Ovechkin
Equipment Manager Cassandra Lockett
Vice President, Communications Ketsia Colimon

GENERAL INFORMATION

Team Colors Black, Blue and Bronze
Arena Verizon Center (10,152)
Radio Station www.washingtonmystics.com
Television www.washingtonmystics.com
Official Web Site www.washingtonmystics.com

BACKGROUND

Founded 1998
2009 Record 16-18, T4th in Eastern Conference
2009 Playoffs Lost in First Round to Indiana

SHOCK VS. WASHINGTON MYSTIC

2009 RECORD: 1-2

HOME (0-1)

AWAY (1-1)

PLAYER	G	GS	MIN	FG	FGA	PCT	FG3	FG3A	3PCT	FT	FTA	PCT	OR	DR	REB	AST	PF	DQ	STL	TO	BLK	PTS	AVG
Nolan	3	3	103	20	47	.426	1	9	.111	5	8	.625	6	4	10	14	10	0	1	6	0	46	15.3
McWilliams	3	3	99	14	25	.560	0	1	.000	9	10	.900	3	18	21	9	9	0	3	6	3	37	12.3
Smith	3	3	109	11	23	.478	4	10	.400	6	6	1.000	2	10	12	9	6	0	1	9	0	32	10.7
Kelly (TOT)	1	0	11	3	5	.600	0	0	---	4	4	1.000	1	0	1	0	3	0	0	2	1	10	10.0
Zellous	3	1	66	8	25	.320	0	4	.000	13	18	.722	0	9	9	6	12	0	3	5	1	29	9.7
Braxton	2	0	32	7	15	.467	0	0	---	3	6	.500	3	6	9	2	8	0	2	6	1	17	8.5
Sanni	3	0	37	8	15	.533	0	0	---	3	4	.750	2	5	7	5	6	0	1	3	2	19	6.3
Teasley (TOT)	2	2	26	3	5	.600	2	3	.667	4	4	1.000	1	1	2	4	9	0	1	1	0	12	6.0
Ford	2	2	45	5	10	.500	0	0	---	0	2	.000	6	6	12	0	5	0	2	3	0	10	5.0
Hornbuckle	3	2	71	6	19	.316	3	4	.750	0	0	---	3	9	12	8	10	0	6	8	1	15	5.0
Haynie	2	0	11	2	3	.667	1	2	.500	0	0	---	0	1	1	0	3	0	0	1	0	5	2.5
Farris	3	1	17	1	2	.500	0	0	---	4	4	1.000	1	2	3	0	3	0	1	3	0	6	2.0
Schumacher	1	0	10	0	0	---	0	0	---	0	0	---	0	0	0	0	2	0	0	0	1	0	0.0
SHOCK	3	-	600	82	184	.446	9	30	.300	43	58	.741	26	70	96	53	74	0	20	53	9	216	72.0
MYSTICS	3	-	600	80	188	.426	15	49	.306	47	65	.723	31	66	97	44	63	0	25	49	11	222	74.0

WASHINGTON MYSTIC VS. SHOCK

2009 RECORD: 2-1

HOME (1-1)

AWAY (1-0)

PLAYER	G	GS	MIN	FG	FGA	PCT	FG3	FG3A	3PCT	FT	FTA	PCT	OR	DR	REB	AST	PF	DQ	STL	TO	BLK	PTS	AVG
Beard	3	3	95	17	41	.415	4	13	.308	9	11	.818	2	8	10	5	10	0	5	10	2	47	15.7
Langhorne	3	2	88	13	22	.591	0	1	.000	8	9	.889	7	13	20	5	10	0	4	6	1	34	11.3
Harding	3	3	109	11	27	.407	1	6	.167	6	9	.667	1	7	8	17	4	0	3	5	1	29	9.7
Ajajon	3	0	45	9	18	.500	4	8	.500	6	8	.750	3	3	6	3	5	0	5	3	0	28	9.3
Sanford	3	1	61	10	17	.588	0	0	---	6	13	.462	7	10	17	3	9	0	2	7	3	26	8.7
Coleman	3	0	54	7	16	.438	4	10	.400	3	3	1.000	2	6	8	1	9	0	1	4	0	21	7.0
Melvin	3	3	65	8	20	.400	0	0	---	2	4	.500	8	9	17	3	6	0	2	7	2	18	6.0
Currie	3	3	55	3	17	.176	0	4	.000	7	8	.875	0	8	8	4	5	0	2	2	0	13	4.3
Mann	2	0	11	2	5	.400	2	5	.400	0	0	---	1	1	2	2	2	0	0	1	0	6	3.0
Blue	1	0	2	0	1	.000	0	0	---	0	0	---	0	1	1	0	0	0	0	0	0	0	0.0
Humphrey	1	0	10	0	4	.000	0	2	.000	0	0	---	0	0	0	1	2	0	0	0	2	0	0.0
Mosby	2	0	5	0	0	---	0	0	---	0	0	---	0	0	0	0	1	0	1	1	0	0	0.0
MYSTICS	3	-	600	80	188	.426	15	49	.306	47	65	.723	31	66	97	44	63	0	25	49	11	222	74.0
SHOCK	3	-	600	82	184	.446	9	30	.300	43	58	.741	26	70	96	53	74	0	20	53	9	216	72.0

2010 SCHEDULE

Saturday, July 3 at Tulsa 7:00 p.m.
Sunday, August 1 at Washington. 3:00 p.m.

ALL-TIME SERIES RECORDS

	TOTAL	HOME	ROAD
Regular Season	25-18	13-7	12-11
Post-Season	---	---	---
TOTAL	25-18	13-7	12-11

CURRENT STREAKS (REGULAR SEASON ONLY)

SITE	LAST WIN	SCORE	LAST LOSS	SCORE	STREAK
At home	9/11/08	78-66	6/10/09	69-75	Lost 1
On the road	8/11/09	81-77	8/7/09	66-70	Won 1
Overall	8/11/09	81-77	8/7/09	66-70	Won 1

SERIES FACTS (REGULAR SEASON ONLY)

Largest Winning Margin 37, at Washington, June 14, 2003 (93-56)
Largest Losing Margin 25, at Washington, July 11, 1998 (53-78)
Most Points Scored 99, at Washington, July 18, 2008 (99-62)
Most Points Allowed 96, at Washington, August 4, 2000 (72-96)
Fewest Points Scored 53, at Washington, July 11, 1998 (53-78)
Fewest Points Allowed 52, at Washington, July 11, 2001 (64-52)
52, vs Washington, August 21, 2005 (66-52)

SHOCK INDIVIDUAL RECORDS

Points 26, Deanna Nolan @ Washington, June 29, 2007
26, Deanna Nolan @ Washington, July 18, 2008
Rebounds 18, Cheryl Ford @ Washington, July 7, 2005
Assists 9, Katie Smith vs. Washington, June 24, 2006

MYSTIC INDIVIDUAL RECORDS

Points 27, Chamique Holdsclaw vs. Washington, July 27, 2003
27, Chamique Holdsclaw vs. Washington, June 22, 2003
Rebounds 16, Chamique Holdsclaw vs. Washington, July 10, 1999 (Tot)
Assists 9, Andrea Nagy vs. Washington, July 10, 1999 (Tot)

ALL-TIME vs. WASHINGTON

1998			
June 21	@ WASH	W	70-57
June 25	WASH	W	79-71
July 11	@ WASH	L	53-78
July 22	WASH	W	76-71
1999			
June 18	@ WASH	W	76-69
July 10	WASH (OT)	L	78-83
July 16	@ WASH	W	78-68
Aug. 2	WASH	L	70-75
2000			
June 19	@ WASH	L	55-80
June 24	WASH	L	70-76
Aug. 4	@ WASH	L	72-96
2001			
June 14	WASH	W	80-65
July 11	@ WASH	W	64-52
Aug. 10	WASH	W	69-63
2002			
June 18	@ WASH	L	67-75
July 18	@ WASH	L	59-63
July 25	WASH	W	64-58
2003			
June 14	@ WASH	W	93-56
July 27	WASH	W	81-71
Aug. 6	@ WASH	L	81-92
Aug. 25	WASH	W	68-60
2004			
June 2	WASH	L	63-65
June 11	@ WASH	W	74-60
June 22	WASH	L	72-78
July 28	@ WASH	W	73-65
2005			
June 24	WASH	L	55-69
July 7	@ WASH	W	76-62
Aug. 21	WASH	W	66-52
Aug. 27	@ WASH	L	67-76
2006			
June 3	@ WASH	L	68-92
June 24	WASH	W	92-86
Aug. 11	@ WASH	L	66-78
2007			
May 30	WASH	W	94-79
June 29	@ WASH	L	64-65
July 21	WASH	W	66-58
July 28	@ WASH	W	76-64
2008			
July 11	WASH	W	79-66
July 18	@ WASH	W	99-62
Sept. 6	@ WASH	W	84-69
Sept. 11	WASH	W	78-66
2009			
June 10	WASH	L	69-75
Aug 7	@ WASH	L	66-70
Aug 11	@ WASH	W	81-77

2009 RESULTS (1-2)


DATE	SITE	W/L	SCORE	DET. HIGH PTS.	DET. HIGH REB.	DET. HIGH AST	WAS. HIGH PTS.	WAS. HIGH REB	WAS. HIGH AST
Jun 10	WASHINGTON	L	69-75	McWilliams-14 Smith-14	Zellous-7 Sanni-7	Nolan-6	Beard-15		
Aug 7	Washington	L	66-70	Braxton-14 Nolan-23	McWilliams-7 McWilliams-13	Nolan-6 McWilliams-4 Zellous-4	Beard-15 Beard-17		





YEAR-BY-YEAR VS. OPPONENTS

			1998	1999	2000	2001	2002	2003	2004	2005	2006	2007	2008	2009
OPPONENT	OVERALL	%	W/L	W/L	W/L	W/L	W/L	W/L	W/L	W/L	W/L	W/L	W/L	W/L
Atlanta	4/3	1.000	-	-	-	-	-	-	-	-	-	-	3/0	1/3
Charlotte	15/16	0.484	1/3	2/2	2/1	1/2	1/2	0/3	4/0	2/2	2/1	-	-	-
Chicago	12/3	0.727	-	-	-	-	-	-	-	-	4/0	3/1	1/2	4/0
Cleveland	12/9	0.571	2/2	3/1	1/2	1/2	1/2	4/0	-	-	-	-	-	-
Connecticut	19/7	0.773	-	-	-	-	-	4/0	1/3	3/1	3/0	4/0	2/1	2/2
Houston	5/14	0.263	0/2	0/2	0/1	0/2	0/1	0/1	1/1	0/2	2/0	1/1	1/1	-
Indiana	18/18	0.531	-	-	3/0	0/3	1/2	3/1	2/2	1/3	2/2	2/2	3/0	1/3
Los Angeles	10/12	0.450	3/0	1/1	0/2	0/1	0/1	1/0	0/2	1/1	1/1	2/0	0/2	1/1
Miami	4/5	0.444	-	-	2/1	1/2	1/2	-	-	-	-	-	-	-
Minnesota	9/10	0.471	-	1/1	0/1	0/1	1/1	1/0	0/2	1/1	2/0	1/1	1/1	1/1
New York	25/18	0.575	2/2	2/2	2/1	0/3	1/2	4/0	2/2	3/1	2/1	2/2	3/1	2/1
Orlando	4/9	0.308	-	3/1	0/3	1/2	0/3	-	-	-	-	-	-	-
Phoenix	10/14	0.409	0/3	0/2	0/1	1/1	1/1	1/1	1/1	1/1	0/2	2/0	2/0	1/1
Portland	2/2	0.500	-	-	0/1	2/0	0/1	-	-	-	-	-	-	-
Sacramento	11/11	0.450	3/0	0/2	1/1	0/1	1/0	0/1	1/1	0/2	1/1	1/1	1/1	2/0
San Antonio	9/4	0.727	-	-	-	-	-	1/0	2/0	2/0	2/0	1/1	0/2	1/1
Seattle	10/8	0.563	-	-	2/0	0/1	0/1	2/0	1/1	0/2	1/1	2/0	1/1	1/1
Utah	5/4	0.556	3/0	1/1	1/0	0/1	0/2	-	-	-	-	-	-	-
Washington	25/18	0.600	3/1	2/2	0/3	3/0	1/2	3/1	2/2	2/2	1/2	3/1	4/0	1/2
Totals	209/185	0.531	17/13	15/17	14/18	10/22	9/23	24/8	17/17	16/18	23/11	24/10	22/12	18/16
			0.567	0.469	0.438	0.313	0.281	0.750	0.500	0.471	0.676	0.706	0.647	.529



MISCELLANEOUS



Tulsa is nestled in the northeastern quadrant of Oklahoma, right in the heart of “Green Country.” The rolling green hills and wooded terrain of the city lies at an elevation of 700 feet above sea level and offers a temperate climate. Tulsans enjoy 227 days of sunshine a year and an average daily temperature of 61 degrees. The rainfall average is approximately 40 inches, and continually changing conditions occur in the city during all four seasons.

Our city boasts a widely diversified business base, including aerospace, telecommunications, manufacturing, construction, high technology, healthcare, education, transportation and energy.

Tulsa, one of “America’s Most Livable Communities,” is known as the Mecca for arts in Oklahoma. Art deco masterpieces are prevalent in many of our downtown buildings and churches. Spectacular works of art dot the trails of our beautiful River Parks. From the Tulsa Ballet and Tulsa Opera, to Broadway plays and musicals at the Performing Arts Center, to the Philbrook and the largest collection of Western American art at the Gilcrease, Tulsa’s rich cultural legacy greatly enhances our citizen’s quality of life.

The Tulsa Port of Catoosa is acclaimed as one of the largest, most inland river-ports in the United States. The Tulsa International Airport offers direct service to most major U.S. cities and is another important contributor to our economic growth.

Ten higher education facilities serve the metropolitan Tulsa area. Options range from community college and vocational studies to undergraduate, graduate, and professional degree programs at both public and private universities.



The BOK Center, or Bank of Oklahoma Center, is a 19,199-seat multi-purpose arena and a primary indoor sports and event venue in Tulsa, Oklahoma. Designed to accommodate arena football, hockey, basketball, concerts, and similar events, the facility was built at a cost of \$178 million in public funds and an additional \$18 million in privately-funded upgrades. Ground was broken on August 31, 2005 and a ribbon cutting involving Tulsa musicians Garth Brooks and Hanson took place on August 30, 2008.

Designed by Cesar Pelli, the architect of the Petronas Towers in Malaysia, the BOK Center is the flagship project of Tulsa County’s Vision 2025 long-range development initiative.

Location	200 South Denver
.	Tulsa, Oklahoma, U.S.A.
Broke ground	August 31, 2005
Opened.	August 30, 2008
Owner	City of Tulsa
Operator	SMG
Construction cost	\$196 Million
Architect	César Pelli
Capacity	Central Stage: 19,199
	Basketball: 17,839
	Hockey: 17,096
	Arena Football: 16,582
	End Stage: 13,644





LEAGUE OFFICE

645 Fifth Ave; New York, NY 10022; (212) 688-WNBA (9622)

WNBA TEAMS

EASTERN CONFERENCE

Atlanta Dream
Chicago Sky
Connecticut Sun
Indiana Fever
New York Liberty
Washington Mystics

WESTERN CONFERENCE

Los Angeles Sparks
Minnesota Lynx
Phoenix Mercury
San Antonio Silver Stars
Seattle Storm
Tulsa Shock

HISTORY

On April 24, 1996, women's basketball announced "We Got Next" as the NBA Board of Governors approved the concept of a Women's National Basketball Association (WNBA) to begin play in June of 1997.

Since that day in 1996 there have been many firsts for the WNBA:

Val Ackerman -- the first president of the WNBA
Sheryl Swoopes -- the first player signed to the WNBA
Cynthia Cooper -- the league's first Most Valuable Player
Houston Comets -- the first WNBA Champions
Lisa Leslie -- the first WNBA player to dunk (7/30/02 vs. Miami)
Lauren Jackson -- the first international player to win MVP (2007)
Candace Parker -- the first rookie to earn the league's MVP honor (2008)
Sylvia Fowles -- the first goaltending call (vs. LA 6/3/2008)

The inaugural WNBA season tipped off on June 21, 1997, with the New York Liberty taking on the Los Angeles Sparks at the Great Western Forum in Inglewood, California. A crowd of 14,284 watched as Sparks' guard Penny Toler scored the first basket in WNBA history. The Liberty defeated the Sparks, 67-57.

A GROWING GAME

The influence of the WNBA can be seen in the explosive growth of organized women's basketball over the past 12 seasons. An estimated 100 million women play basketball worldwide, and our league reflects this trend, featuring 23 international players from 16 countries and territories at the end of the 2008 season. Female AAU youth basketball participation has increased +277 percent since 1990 (from 28,840 to 108,758 players). Female high school basketball participation has increased 18 percent since 1990 (from 387,802 to 456,967 players). And female NCAA basketball participation has increased 43 percent since 1990 (from 10,551 to 15,096 players).

KEY PERSONNEL

Donna Orender -- President
Renee Brown -- Chief of Basketball Operations and Player Relations
Christopher Granger -- Sr. Vice President, Team Marketing & Business Operations
Christine Godleski -- COO
Jamin Dershowitz -- General Counsel
Dee Kantner -- Supervisor of Officials
Hilary Shaev -- Vice President, Marketing

KEY PLAYERS

Top veterans: Alana Beard (Mystics), Seimone Augustus (Lynx), Sue Bird (Storm), Tamika Catchings (Fever), Katie Douglas (Fever), Cheryl Ford (Shock), Becky Hammon (Silver Stars), Ebony Hoffman (Fever), Asjha Jones (Sun), Kara Lawson (Sun), Janel McCarville (Liberty), Cappie Pondexter (Liberty), Nicole Powell (Liberty), Katie Smith (Mystics), Diana Taurasi (Mercury), Tina Thompson (Sparks), Lindsay Whalen (Lynx), Sophia Young (Silver Stars).

RISING YOUNG STARS

Nicky Anosike (Lynx), DeWanna Bonner (Mercury), Sylvia Fowles (Sky), Lindsey Harding (Mystics), Alexis Hornbuckle (Shock), Charde Houston (Lynx), Angel McCoughtry (Dream), Renee Montgomery (Sun), Candace Parker (Sparks), Candice Wiggins (Lynx), Shavonte Zellous (Shock).

KEY STATS

Ball size: 28.5" (high school and NCAA women's)
3-point line: 20'6 1/4" (International)
Length of game: Four 10-minute quarters

ALL-STAR GAME

This summer's marquee event "WNBA vs. USA Basketball: The Stars at the Sun" will showcase the world's best female basketball players under one roof when the WNBA's top talent faces the USA Basketball Women's National Team. This special event, hosted by the WNBA and the Connecticut Sun, will take place at the Mohegan Sun Arena in Uncasville, CT on Saturday, July 10. ESPN will broadcast the game with tip-off set for 3:30 p.m. ET. The USA Basketball squad will be coached Geno Auriemma.

The 2009 WNBA All-Star Game was held at Mohegan Sun Arena in Uncasville, Conn. on Saturday, July 25. It was the ninth such game in league history, and second played at Mohegan Sun, and was played in front of a sellout crowd of 9,518. The West beat the East 130-118 in the highest scoring All-Star Game in WNBA history. Swin Cash of the Seattle Storm claimed MVP honors. Cash, who tallied an All-Star record 22 points on 10-of-16, was one of five former UConn Huskies who were participating in the game.

INSPIRING COACH

The Inspiring Coach Award is an annual honor introduced in 2007 to honor coaches who have positively influenced athletes across numerous levels and whose achievements leave an indelible mark on sports as a whole. The University of Tennessee's Pat Summitt earned the honor in 2009 for her profound impact on female athletes and her demonstrated commitment, passion, and dedication to work, family, and community. Previous winners include Kay Yow and Jody Conradt.

INSPIRING WOMEN

The Inspiring Woman Award is an annual honor that celebrates an individual who, on a daily basis, demonstrates her ability to inspire others through her commitment, passion and dedication to work, family, and community. Past honorees include Emmy-award winning journalist Cokie Roberts, Good Morning America's Robin Roberts, Secretary of State Condoleezza Rice, and the WNBA All-Decade Team.





DAWN STALEY AWARD

The Dawn Staley Community Leadership Award was announced in 2006 and is now presented annually to the player who best exemplifies the characteristics of a leader in the community and reflects Staley's contagious leadership, spirit, charitable efforts and love for the game. Tamika Catchings won the inaugural award in 2007 while Tamika Raymond was named the winner for 2008. A member of the WNBA's All-Decade Team, Staley, who retired following the 2006 season, established herself as one of the greatest ambassadors in women's basketball history, while also demonstrating outstanding leadership qualities as a coach on the collegiate level and as a philanthropist and humanitarian.

MARKETING

The WNBA maintains marketing, promotional, and media partnerships with a variety of top companies, each with varying levels of activation and integration in league operations.

MARKETING PARTNERS

adidas, EA SPORTS, Gatorade, HP, Kia Motors, NIKE, Peak, Pitney Bowes, Russell, Southwest, Spalding, Starwood, T-Mobile, Toyota

PROMOTIONAL PARTNERS

1-800-Flowers, Booz Allen, Meredith, General Mills, OfficeMax, Protégé

MEDIA PARTNERS

IHOP, Merck, Sanofi Pasteur

New partners in 2008 included such major companies as Kia Motors, IHOP and Pitney Bowes. HP, Starwood Hotels and Resorts and "Got Milk?" all joined the WNBA as partners for the 2009 season.

The WNBA's marketing partners utilize the league to support women's sports and reach its strong fan base of women, families, and young girls through advertising in WNBA nationally televised games, national promotions, player endorsements, and special events. Through the WNBA's extensive, highly integrated relationship with adidas, the sporting goods and apparel giant not only serves as the official outfitter of the WNBA – having unveiled new uniforms across the league in 2007 – but also as the presenter of the 2007, 2008, and 2009 WNBA Drafts and in 2008 became the first-ever presenting partner of the WNBA's entire postseason, including both the playoffs and Finals.

Two WNBA teams entered the 2009 season as forerunners in the league's Marquee Partnership program, which includes multiyear deals featuring branded sponsorship of game jerseys – the Phoenix Mercury partnering with LifeLock, a giant in the identity theft industry, and the Los Angeles Sparks partnering with Farmers Insurance Group.

ATTENDANCE / TV RATINGS

The WNBA concluded the 2009 regular season with its third consecutive year of increased attendance and second consecutive year of increased viewership on ESPN2. The WNBA regular season on ESPN2 concluded with an average of 269,000 viewers, up 8 percent versus 2008 (248,000 viewers). Regular-season games on ESPN2 saw increases in key demographics, including men 18-34 (+9 percent), men 18-49 (+14 percent), and men 23-54 (+23 percent).

For the 2009 WNBA Finals presented by adidas, average viewership on ESPN2 jumped 76 percent from 2008. The five-game series featuring the Indiana Fever and Phoenix Mercury also featured three sellouts and the highest total attendance figure (82,018) in WNBA Finals history.

The WNBA has one of the top five Facebook fanbases among sports leagues, with more than 275,000 fans (www.Facebook.com/wnba).

The WNBA's broadcast coverage in 2009 included live national telecasts of 29 regular-season and postseason contests on ESPN2 and ABC, and another 50 games on NBA TV, as well as games streamed on ESPN360.com.

In addition, fans watched more than two million streams of live and archived games through WNBA LiveAccess, a new feature on WNBA.com that provided fans with free access to more than 200 live game Webcasts – the league's most comprehensive offering – throughout the season.

In July 2007, the WNBA signed a new, eight-year TV deal with ESPN that tips off in 2009 and runs through 2016, the WNBA's 20th season. The agreement, which calls for ABC, ESPN and ESPN2 to telecast WNBA games, includes rights fees, a first for any women's pro team sports league in the U.S.

GLOBAL REACH

Now in its second decade, the WNBA has a wide impact on overseas markets. In 2009, for the third straight year, WNBA games and programming reached a record 203 countries in 32 languages, surpassing the previous total of 198 countries. Included were television agreements in six new countries: Argentina, Bulgaria, Jamaica, Pan Africa, South Korea and China. In addition, for the fourth consecutive year, fans in China were able to view WNBA action via live Webcasts on NBA.com/china.

WNBA rosters for the 2009 season featured 18 international players from 11 countries and territories. Among the league's international contingent are the Seattle Storm's Lauren Jackson (Australia), Indiana Fever's Tammy Sutton-Brown (Canada), San Antonio Silver Stars' Sophia Young (St. Vincent), and Los Angeles Sparks' Ticha Penicheiro (Portugal).

OWNERSHIP

Seven WNBA teams now fall under the independent ownership model: the Atlanta Dream, Chicago Sky, Connecticut Sun, Los Angeles Sparks, Seattle Storm, Tulsa Shock and Washington Mystics.

With the announcement on Oct. 20, 2009 that the Detroit Shock would relocate to Tulsa, Okla., Tulsa Pro Hoops L.L.C. will begin play in 2010 and is led by Bill Cameron and David Box. Force 10 Hoops, L.L.C., the entity owned by Seattle businesswomen and civic leaders Anne Levinson, Ginny Gilder, Lisa Brummel and Dawn Trudeau, purchased the Seattle Storm on Feb. 28, 2008. In October, 2009, Kathy Betty purchased the Atlanta Dream. In addition, the Los Angeles Sparks opened the 2007 season with new ownership after Kathy Goodman and Carla Christofferson, two long-time season ticket holders, bought the Sparks on Dec. 7, 2006. They joined Sheila Johnson's Washington Mystics, Michael Alter's Chicago Sky, and the Mohegan Tribe's Connecticut Sun as independently owned WNBA franchises.

Seven women serve as owners of WNBA teams: Dr. Sheila Johnson (Washington Mystics); Kathy Goodman and Carla Christofferson (Los Angeles Sparks); Kathy Betty (Atlanta); and Anne Levinson, Ginny Gilder, Lisa Brummel and Dawn Trudeau (Seattle Storm). An eighth, musical artist Michelle Williams, formerly of "Destiny's Child," is a minority owner of the Chicago Sky.

Johnson, a co-founder of Black Entertainment Television, became the WNBA's first African-American female owner on May 24, 2005 when she joined Ted Leonsis' Lincoln Holdings LLC, which in turn purchased the Washington Mystics from Washington Wizards' owner Abe Pollin.



KEY HIGHLIGHTS

Diana Taurasi won both the 2009 WNBA MVP award and the 2009 WNBA Finals MVP award. Lisa Leslie of the Los Angeles Sparks became the first WNBA player to capture the regular-season, All-Star and Finals MVP awards during the 2001 season.

In 2008, Candace Parker became the first WNBA player to win Rookie of the Year and Most Valuable Player of the Year in the same season. The first selection in the 2008 WNBA Draft, she earned both honors after leading the league in double-doubles and rebounds per game, while also ranking second in blocks per game and fourth in points per game. She also became just the second player (Lisa Leslie), to dunk in a WNBA game.

While Diana Taurasi of the Phoenix Mercury won her first WNBA MVP award in 2009, there have been several repeat honorees. Lisa Leslie of the Los Angeles Sparks earned the award in 2006, 2001, and 2004. Leslie joined the Houston Comets' Sheryl Swoopes as the only players in WNBA history to capture MVP honors three times. Two players have won the award twice in a career: Houston's Cynthia Cooper (1997, 1998) and Seattle's Lauren Jackson (2003, 2007). The others to capture MVP honors are Yolanda Griffith (then with Sacramento in 1999) and Los Angeles' Candace Parker (2008, when she became the first rookie in league history to earn the award).

Taurasi rewrote the WNBA scoring records in 2006 when she led the league with 25.3 points per contest, became the first WNBA player to top 800 points in a single season (860), and the single-season mark for three-point field-goals (121) and the single-game mark for points (47, a number later equaled by the Storm's Lauren Jackson in 2007).

There is only one player who has reached 6,000 points in her WNBA career. Lisa Leslie, who retired following the 2009 season, ranks at the top of the WNBA's all-time scoring leaders with 6,263 points. The players who have passed the 5,000 point plateau are Tina Thompson, Katie Smith, and Lauren Jackson.

Lauren Jackson became the youngest (26 years, 77 days) and fastest (209 games) to score her 4,000th career point on July 27, 2007. However, that record was broken when Diana Taurasi reached the same milestone on July 27, 2009 in just 197 games.

Sheryl Swoopes, who earned MVP and Defensive Player of the Year honors in 2000 and 2002, made WNBA history with the league's first triple-double (14 points, 15 rebounds, 10 assists) vs. the Detroit Shock on July 27, 1999.



Through WNBA Cares, the WNBA is deeply committed to creating programs that improve the quality of life for all people, with a special emphasis on education, youth and family development and health and wellness.



WNBA GREEN

The WNBA is committed to a long-term environmental plan through the implementation of sustainable business practices and procedures that decrease the league's carbon footprint and contribute to a clean, healthy environment. The WNBA Greening Initiative is an innovative program designed to reduce the environmental impact of the league's operations and events.



BREAST HEALTH AWARENESS

The WNBA Breast Health Awareness program has focused on generating awareness and educating women about breast cancer in addition to raising funds for the initiative.



WNBA FIT

Encourages girls and women of all ages to learn more about their bodies and the importance of physical fitness through programs related to health, fitness, nutrition and self-esteem. Programming inspires girls and women to get started on "being fit" through small changes in their daily routine.

The NBA FIT/WNBA FIT Challenge is free for boys and girls ages 14 and under, and encourages participants to maintain healthy, active lifestyles. The competition will offer more than 100,000 youngsters the chance to demonstrate their physical fitness through a time-based fitness course that includes line sprints, jump rope, speed revolutions, wall passes, and defensive shuffles. The challenge tests participants' speed, strength, agility, and overall physical fitness.

Dribble, Dish & Swish is free for boys and girls ages 7 to 12 and encourages participants to be active and to maintain healthy lifestyles. The competition gives participants the opportunity to showcase their fundamental basketball skills and physical fitness through a time-based, half-court obstacle course. The local champion in each age and gender group will receive an all-expense paid trip to NBA All-Star 2010 in Dallas, Texas, where they will compete in the national finals for the chance serve as a ball kid at a select NBA All-Star event.



READ TO ACHIEVE

A year-round, league-wide initiative that promotes the values of reading and on-line literacy and encourages families and adults to read regularly with young children. The program includes special reading time-outs, the donation of books and literacy materials to schools and community based organizations, and the creation of Reading and Learning Centers and Reading Corners throughout the world.



VACCINES FOR TEENS

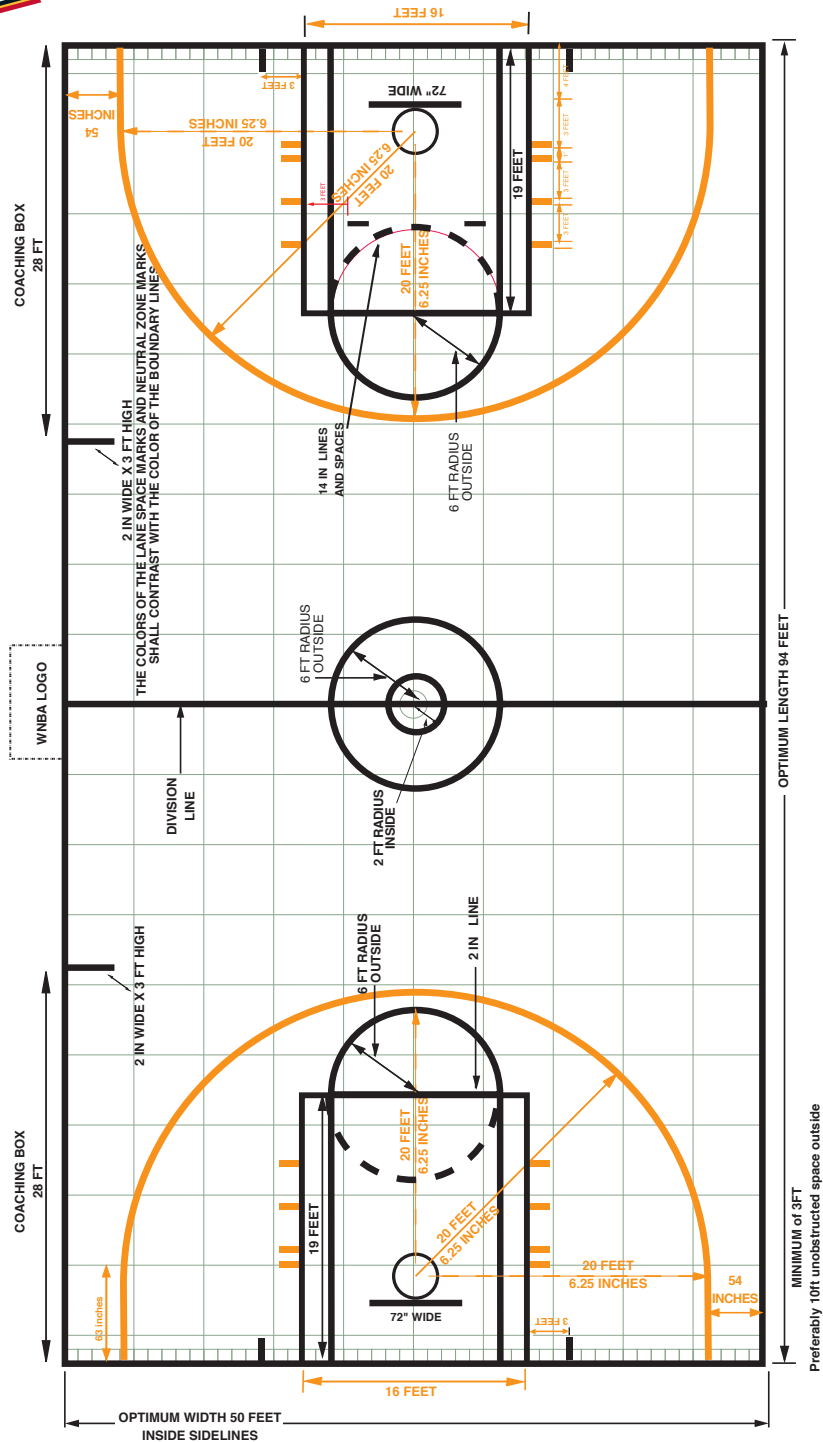
A national multimedia campaign designed to educate teens and their parents about the importance of vaccination against, potentially life-threatening diseases.



LAST, FIRST

UNIFORM

BASS, LAUREN	11
BLAUCH, SUSAN	4
BONNER, AMY	31
BREWTON, ERIC	55
BROOKS, DENISE	9
CLAYTON, MARCUS	25
DAVIS, PENNY	27
DAWKINS, TONY	24
FORSBERG, MAJ	34
GREENE, TIM	46
GRINTER, FELICIA	44
GULBEYAN, ROY	42
HUMPHREY, DARYL	8
INOUE, CAMERON	13
JARRETT, BYRON	21
MAUER, THOMAS	45
PANTOJA, BRENDA	43
PRICE, MICHAEL	39
SIMPSON, LAMONT	38
SMITH, BILLY	35
SMITH, JEFFREY	53
SPARROCK, KEVIN	49
STEVENS, CLARKE	7
SUFFREN, ANGELICA	28
TIVEN, JOSH	58
TWARDOSKI, SCOTT	17
WALKER, KURT	18
WHALEY, MARISSA	48
WILLIAMS, JAMES	52



NEWSPAPER

Tulsa World
Address: 315 S. Boulder Ave.
 Tulsa, OK 74103
Phone: (918) 583-2161
Sports Dept: (918) 581-8354
 www.tulsaworld.com.
Sports Editor: Mike Strain
 (918) 581-8356
 mike.strain@tulsaworld.com
Shock Beat Reporter: Lynn Jacobsen
 (918) 581-8461
 lynn.jacobsen@tulsaworld.com

WIRE SERVICES

Associated Press-Tulsa Bureau
Address: PO Box 1770
 Tulsa, OK 74102
Phone: 584-4346
Fax: 584-4654
News Editor: Justin Juozapavicius
 jjuozapavicius@ap.org

TELEVISION

KJRH- 2NBC
Address: 3701 S. Peoria
 P.O. Box 2, 74101
Phone: 743-2222
Newsroom: 742-6397
 news@kjrh.com
Phone: 748-1590
Fax: 748-1436
Sports Director: Al Jerkens
 jerkens@kjrh.com

KOTV- 6CBS
Address: 302 S. Frankfort Ave.
 P.O. Box 6, 74101
Phone: 582-6666
 newsdesk@newson6.net
 Newsroom
Phone: 732-6105
Fax: 732-6185
Sports Director: John Holcomb
 john.holcomb@newson6.net

KTUL- 8ABC
Address: 3333 S. 29th W. Ave
 P.O. Box 8 74101
Phone: 445-8888
Fax: 445-9359

Newsroom
Phone: 445-9371
Fax: 445-9359
 desk@ktulhome.net
Sports Director: Chris Lincoln
 clincoln@ktul.com

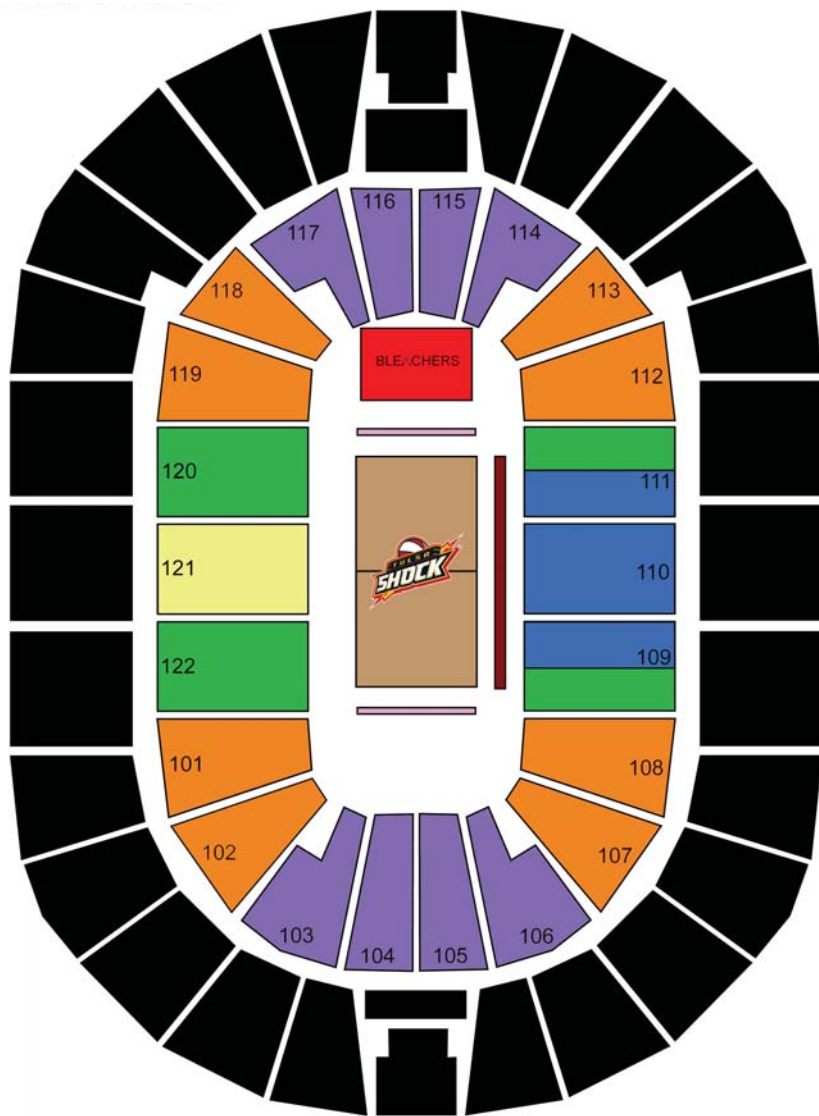
KOKI- 23FOX
Address: 2625 S. Memorial, 74129
Phone: 491-0023
Fax: 388-0516
 news@fox23.com

Newsroom
Phone: 388-5353
Sports Director: Steve Layman
 slayman@fox23.com





TICKET PRICES



Prices – Single game price/Season price

\$125/\$1890	\$115/\$1710	\$70/\$1062	\$48/\$630
\$39/\$450	\$31/\$360	\$21/\$270	\$15/\$180
			\$10

1-877-90-HOOPS | 599-WNBA | tulsashock.net | bokcenter.com



2010 SCHEDULE TULSA SHOCK

MAY

SUN	MON	TUES	WED	THURS	FRI	SAT
						1
						2
						3
						4
						5
						6
						7
						8
						9
						10
						11
						12
						13
						14
						15
						16
						17
						18
						19
						20
						21
						22
						23
						24
						25
						26
						27
						28
						29
						30
						31

JUNE

SUN	MON	TUES	WED	THURS	FRI	SAT
						1
						2
						3
						4
						5
						6
						7
						8
						9
						10
						11
						12
						13
						14
						15
						16
						17
						18
						19
						20
						21
						22
						23
						24
						25
						26
						27
						28
						29
						30
						31

JULY

SUN	MON	TUES	WED	THURS	FRI	SAT
						1
						2
						3
						4
						5
						6
						7
						8
						9
						10
						11
						12
						13
						14
						15
						16
						17
						18
						19
						20
						21
						22
						23
						24
						25
						26
						27
						28
						29
						30
						31

AUGUST

SUN	MON	TUES	WED	THURS	FRI	SAT
						1
						2
						3
						4
						5
						6
						7
						8
						9
						10
						11
						12
						13
						14
						15
						16
						17
						18
						19
						20
						21
						22
						23
						24
						25
						26
						27
						28
						29
						30
						31

Atl - Atlanta	Chi - Chicago	Con - Connecticut	NY - New York	Phx - Phoenix	SA - San Antonio
Ind - Indiana	LA - Los Angeles	Min - Minnesota	Sea - Seattle	Wash - Washington	

All times Central
 Home games

1-877-90-HOOPS | 599-WNBA | tulsashock.net | bokcenter.com