



## 2011 TULSA SHOCK MEDIA GUIDE



# MEDIA | CHEAT SHEET

## 2011 TULSA SHOCK



**24**  
**MIRANDA AYIM**  
Center • Rookie  
6'3  
Pepperdine



**8**  
**ELIZABETH CAMBAGE**  
Center • Rookie  
6'8" • 225  
Australia



**4**  
**AMBER HOLT**  
Forward • 3 Years Pro  
6'0 • 170  
Middle Tennessee St. '08



**33**  
**TIFFANY JACKSON**  
Forward • 4 Years Pro  
6'3 • 185  
University of Texas



**20**  
**MARION JONES**  
Guard • 1 Year Pro  
5'10 • 150  
North Carolina



**21**  
**JENNIFER LACY**  
Forward • 5 Years Pro  
6'3 • 175  
Pepperdine



**12**  
**IVORY LATTA**  
Guard • 4 Years Pro  
5'6 • 143  
North Carolina



**7**  
**BETTY LENNOX**  
Guard • 11 Years Pro  
5'8 • 143  
Louisiana Tech



**2**  
**RASHANDA McCANTS**  
Forward • 2 Years Pro  
6'1 • 163  
North Carolina



**3**  
**DARNIA MORRIS**  
Guard • Rookie  
5'8  
UCLA



**14**  
**KAYLA PEDERSON**  
Forward • Rookie  
6'4  
Stanford



**0**  
**CHASTITY REED**  
Forward • Rookie  
6'1  
Arkansas-Little Rock



**22**  
**SHERYL SWOOPES**  
Guard • 11 Years Pro  
6'0 • 145  
Texas Tech

# TULSA SHOCK



## CREDITS

Editors . . . . .Pardeep Toor  
Design, Layout and Production. . . . .Regan Robinett  
Photography . . . . .Shane Bevel

© 2011 Tulsa Shock

All WNBA and team insignia depicted in this publication are the property of WNBA Properties, Inc. and the respective teams of the WNBA and may not be reproduced for commercial purposes without the prior written consent of WNBA Properties, Inc.

The information contained in this publication was compiled by the Tulsa Shock and is provided as a courtesy to our fans and the press and may be used only for personal or editorial purposes. Any commercial use of this information is prohibited without the prior written consent of the Tulsa Shock.

# CONTENTS

Credits . . . . .	1
Media Guidelines Information . . . . .	3
Staff Directory . . . . .	4

## FRONT OFFICE

Ownership Group . . . . .	6
President, Steve Swetoha . . . . .	7
Coach & GM, Nolan Richardson . . . . .	8
Assistant Coach, Wayne Stehlik . . . . .	10
Director of Basketball Operations and Assistant Coach, Teresa Edwards . . . . .	11
Staff Photos . . . . .	12

## PLAYER PROFILES

Amber Holt . . . . .	14
Tiffany Jackson . . . . .	15
Marion Jones . . . . .	16
Jennifer Lacy . . . . .	17
Ivory Latta . . . . .	18
Betty Lennox . . . . .	19
Rashanda McCants . . . . .	20
Sheryl Swoopes . . . . .	21
Elisabeth Cambage . . . . .	23
Kayla Pedersen . . . . .	23
Chastity Reed . . . . .	24
Darxia Morris . . . . .	24
Miranda Ayim . . . . .	24
Shock Roster . . . . .	25
How They Were Assembled . . . . .	26

## 2010 SEASON REVIEW

Shock Final Statistics . . . . .	28
2010 High Games . . . . .	30
Highs and Lows . . . . .	32

## SHOCK HISTORY

Detroit Shock History . . . . .	36
2008 Season in Review . . . . .	38
2008 Playoffs in Review . . . . .	39
2007 Season in Review . . . . .	40
2007 Playoffs in Review . . . . .	41
2006 Season in Review . . . . .	42
2006 Playoffs in Review . . . . .	43
2005 Season in Review . . . . .	44
2005 Playoffs in Review . . . . .	45
2004 Season in Review . . . . .	46
2004 Playoffs in Review . . . . .	47
2003 Season in Review . . . . .	48
2003 Playoffs in Review . . . . .	49
2002 Season in Review . . . . .	50
2001 Season in Review . . . . .	51
2000 Season in Review . . . . .	52
1999 Season in Review . . . . .	53
1999 Playoffs in Review . . . . .	54
1998 Season in Review . . . . .	55

All-Time Transactions . . . . .	53
All-Time Trade History . . . . .	58
All-Time Draft History . . . . .	60
All-Time Coaching History . . . . .	61
All-Time Roster (Alphabetical) . . . . .	62
Preseason Results . . . . .	74
Shock Honors . . . . .	75

## RECORDS

All-Time Leaders . . . . .	78
Shock Team Highs . . . . .	80
Shock Team Lows . . . . .	82
Shock Miscellaneous Team . . . . .	84
Shock Individual Highs . . . . .	86
Opponent Team Highs/Lows . . . . .	90
Opponent Individual Highs . . . . .	92
Year-By-Year Leaders . . . . .	96
Year-By-Year Comparison . . . . .	98

## OPPONENTS

WNBA Stats . . . . .	100
WNBA Leaders . . . . .	103
Atlanta Dream . . . . .	104
Chicago Sky . . . . .	106
Connecticut Sun . . . . .	108
Indiana Fever . . . . .	110
Los Angeles Sparks . . . . .	112
Minnesota Lynx . . . . .	114
New York Liberty . . . . .	116
Phoenix Mercury . . . . .	118
San Antonio Silver Stars . . . . .	120
Seattle Storm . . . . .	122
Washington Mystics . . . . .	124
Year-by-Year vs. Opponents . . . . .	126

## MISCELLANEOUS

About the City of Tulsa . . . . .	128
BOK Center . . . . .	129
WNBA History . . . . .	130
WNBA Cares . . . . .	140
WNBA Court Diagram . . . . .	141
Officials List . . . . .	142
Media . . . . .	143
Partners . . . . .	144
Tickets . . . . .	145
Schedule . . . . .	146



## OVERVIEW

During the season, updated team information is available by contacting either member of the Shock Public Relations Department. The Shock organization welcomes media coverage and will make every effort to accommodate any related needs.

## CREDENTIALS

Official Shock media passes (or WNBA passes when appropriate) are required for admission to Shock games and for admission to media facilities inside the BOK Center. These passes are working passes and are intended for the use of working media members only. For credential information, please contact Pardeep Toor.

## ALL REQUESTS 5 HOURS PRIOR TO GAME TIME

Please make certain all requests for credentials are confirmed by the Public Relations Department prior to arriving at the arena. Credentials may be obtained 2.5 hours prior to each game at the press gate, located outside the loading dock media entrance of the arena. Credentials must be visibly worn at all times and are non-transferable.

## PHOTOGRAPHERS

Accredited photographers will be permitted courtside in the BOK Center and will be stationed in one of two quadrants—either the west side of the basket stanchion on the north end of the floor or the east side of the basket stanchion on the north end of the floor.

## ABSOLUTELY NO TRIPODS ALLOWED

Photographers must be seated stationary, at least four feet behind the baseline at all times. Photographers are not permitted on the court at any time during the game and cannot shoot from public walkways or gathering areas. Orders for strobe lights or credentials should be requested through the Shock PR Office. Photo credentials will be issued in the same manner as other credentials, although requests should be submitted by the photo editor. Official Shock photographers' passes allow admission to the BOK Center, the media room and to the locker rooms. The recommended film speed under all conditions is ASA 400. Recommended films are: Kodak Tri-X (for black and white), Kodachrome 400 (for color negative film for prints) and Ektachrome 400 (for color transparency slide film). When photographing events on the floor (lighting tends to be less in the stands), the recommended exposure is: 1/125 of a second at F 5.6 for evening or nighttime events. Equipment not needed during the game must be stored off court. One additional camera can be stored either beside or directly behind the photographer. Credentials for cinematographers should be requested through the Shock PR Office and are available on a game-by-game basis. With credentials, cinematographers will be allowed courtside.

## RUBBER LENS SHADES

In order to reduce the risk of injury to players, rubber lens shades are now required for all still photographers, broadcasters, news and entertainment video and film crews who are authorized to shoot WNBA game action. Any additional light sources must be either removed or covered with bubble wrap.

Rubber lens covers are available by contacting:  
Robert's Distributors, Inc.  
255 S. Meridian Street  
Indianapolis, IN 46225  
(800) 726-5544

## PARKING

Members of the media who have been issued credentials will be granted parking privileges in press parking area, located on the corner of First and Boulder - Lot D.

## MEDIA WORKROOM

The media workroom is located next to the Shock locker room by concourse 108. The room is open 2.5 hours prior to tip-off and features comfortable work areas for your convenience. Telephone and fax service is available, as well as game notes, media guides, statistics, post-game quotes and out-of-town scores. Snacks and beverages are also provided for working media members, and admission is by official Shock passes. Press credentials are required for admission into the media room. Should you need any additional assistance or service, please do not hesitate to ask Pardeep Toor.

## PRE- AND POST-GAME INTERVIEWS

In accordance with WNBA policy, both the Shock and visiting locker rooms will be open to accredited media members for a 45 minute period prior to each game (6:00-6:45 for a 7:30 p.m. game) and 10 minutes following the conclusion of each game. It is recommended that any interview lasting longer than five minutes in duration be arranged in advance through the Shock PR department (any live television pre- or post-game interviews should also be arranged in advance through the PR department). ONLY working media members with valid credentials will be admitted to the locker room. No still photography is allowed in either teams' locker room. Cell phones are not permitted in locker rooms. ABSOLUTELY NO AUTOGRAPHS ALLOWED DURING MEDIA ACCESS PERIOD.

## INTERVIEW ROOM

Tulsa Shock Head Coach Nolan Richardson will meet the media just outside the Shock locker room, approximately 10 minutes after the conclusion of each game. The Shock's locker room will be open to the media immediately after Richardson's post-game press conference.

## GAME NOTES, STATISTICS & STATISTICIANS

Game notes and statistics are available in the Shock media room 2.5 hours prior to each game. Statistics are distributed to the working media following each quarter. Post-game quotes and notes are distributed as quickly as possible at the conclusion of each game. Local statisticians are available to assist visiting television and radio broadcasters and can be arranged by contacting the Shock Public Relations Department several days in advance. Once a request is made, the statisticians must be compensated whether they are used or not.

## FAX SERVICE

The Shock will provide complementary fax service to members of the working media following each game.

## AUTOGRAPHS

SEEKING AUTOGRAPHS OR SOUVENIR ITEMS FROM PLAYERS OR COACHES IS STRICTLY PROHIBITED AND SUBJECT TO FORFEITURE OF CREDENTIAL.

## PRESS ROW

Seating at the Shock courtside press row is absolutely limited to media persons covering that particular game. Space is by reservation prior to noon of game day. Others will be accommodated in the press overflow area on a space-available basis.

## TELEVISION

Two games will be televised nationally on ESPN2, six games on Fox Sports Oklahoma and 11 on Cox Cable. All games will be broadcast over the internet at [www.tulsashock.com](http://www.tulsashock.com).

## PRACTICE POLICY

All Shock practices and shootarounds during the 2011 WNBA season will be open to the media from start to finish. Players and coaches will be available for interviews following each practice session. Please contact Pardeep Toor in the Shock Public Relations Office for further information.



# 100 DIRECTORY

## OWNERSHIP GROUP

Bill Cameron, David Box, Pat Chernicky, Chris Christian, Sam and Rita Combs, Pat and Don Hardin, Paula Marshall, Stuart and Linda Price, Katie and Scott Schofield

## FRONT OFFICE

<b>President</b> . . . . .	Steve Swetoha
<b>Head Coach &amp; General Manager</b> . . . . .	Nolan Richardson
<b>Assistant Coach</b> . . . . .	Wayne Stehlik
<b>Director of Player Personnel</b> . . . . .	Teresa Edwards
<b>Vice President of Broadcasting</b> . . . . .	Eric Newendorp
<b>Director of Sponsorships</b> . . . . .	Marlene Livaudais
<b>Director of Ticket Sales</b> . . . . .	Danita Johnson
<b>Controller</b> . . . . .	Matthew Hepler
<b>Account Executive</b> . . . . .	Krysten Barns
<b>Account Executive</b> . . . . .	Nicole Parker
<b>Account Executive</b> . . . . .	Alex Prescott
<b>Account Executive</b> . . . . .	Kari Sumpter
<b>Account Executive</b> . . . . .	Bryan Karns
<b>Account Executive</b> . . . . .	Keith Roberson
<b>Account Executive</b> . . . . .	AJ Weir
<b>Marketing and Game Entertainment Manager</b> . . . . .	Johhny Watson
<b>Media and Community Relations Manager</b> . . . . .	Pardeep Toor
<b>Executive Assistant to the President</b> . . . . .	Christal Pellerin
<b>Manager of Game Operations</b> . . . . .	Johnny Watson
<b>Manager of Ticket Operations</b> . . . . .	Christopher Flores
<b>Media Relations Manager</b> . . . . .	Pardeep Toor
<b>Sales and Service Intern</b> . . . . .	Natahlie Smith
<b>Sponsorship Activation Coordinator</b> . . . . .	Katie Nicholas

Tulsa Shock | Williams Center Tower One | One West Third Street | Suite 1100 | Tulsa, OK 74103

1-877-90-HOOPS (46677) | [www.tulsashock.net](http://www.tulsashock.net)



**FRONT OFFICE**



## **BILL CAMERON**

### **Majority Owner**

William "Bill" Cameron currently serves as Chairman of the Board and Chief Executive Officer of American Fidelity Assurance Company (AFA). He is also Chairman of the Board of First Fidelity Bank, N.A., and a director of Insurica. He has served as an officer of American Fidelity companies since 1986 in a variety of capacities.

Additionally, Cameron serves on the board NBA's Oklahoma City Thunder and the AFL's Tulsa Talons.

Cameron is active in several community and civic organizations. He is the past chairman of the Oklahoma City Public Schools Foundation. He serves on the board and executive committee of the Amazon Conservation Team, Arlington, Virginia and, additionally, he serves on the following Oklahoma based civic boards, Oklahoma State Chamber of Commerce, Oklahoma City Museum of Art, State Fair of Oklahoma, Oklahoma Business and Education Coalition, Oklahoma Medical Research Foundation, and Westminster School. Cameron is also a past regional chair and international board member of the Young Presidents' Organization.

He is also active in the U.S. Life & Health Insurance industry's trade associations through his service as a director and a member of the executive committee of America's Health Insurance Plans and a former board member for American Council of Life Insurers

In 1982, Cameron received his B.A. in history from Dartmouth College in Hanover, New Hampshire. He has three daughters, two of whom play basketball and one dances ballet.



## **DAVID BOX**

### **Majority Owner**

David Box is President and CEO of Box Ventures. As a graduate of the University of Oklahoma and a native of Oklahoma, Box has created a diverse portfolio of companies that include: Box Talent Agency, Box Real Estate, Box Ventures, The Greens Country Club and Cameron – Box Sports, which includes an interest in the Tulsa Talons arena football team. From his humble beginnings as a concert promoter to currently employing over 120 team members, Box is a true entrepreneur.

Recently celebrating its 23rd anniversary, Box Talent agency is a driving force behind Tulsa and Oklahoma City's entertainment industry. Over the years David has produced a number of highly successful concerts for national artists that have included

Toby Keith, John Mayer and the Dixie Chicks. David is the "go to" guy for everything entertainment and has served as a consultant for George Shinn, owner of the New Orleans Hornet's and Willie's Place – a venue owned by Willie Nelson. The agency is well known throughout the region and represents many of Oklahoma and Texas's most requested party bands. As exclusive booking agents for multiple clubs within the region, Box Talent is always looking for new artists and venues with a fresh prospective.

With over one million square feet of real estate in Oklahoma, Box is consistently looking to expand on his diverse portfolio. Box's holdings include property on Norman's historical Campus Corner, key commercial space in Oklahoma City's up and coming district's that include Midtown, Western Avenue, and 23rd Street. Additionally, Box is majority owner of the Greens Country Club in Oklahoma City. The club includes an 18-hole championship golf course, state of the art tennis facility, a beautiful 30,000 square foot clubhouse and three swimming pools.

In addition to his business interest, Box is active in his community. He has served as Vice-Chair on the Integris Young Philanthropist Board, keynote speaker at many local chamber events, and has produced a wide range of benefit/charity events, including Rolling Stone's magazine Nationwide College tour, headlined by Dave Matthews and Big Head Todd for victims of the Oklahoma City Bombing.





## STEVE SWETOHA

### President

Steve Swetoha is the President and Chief Revenue Officer of Tulsa Pro Hoops LLC which includes the WNBA's Tulsa Shock and the Shock Basketball Academy. He is responsible for all aspects of the business operations which include: ticket and corporate sales, marketing, promotions, game entertainment, finance, human resources, broadcasting, communications, community relations and customer retention.

Swetoha has over 25 years of sports marketing, ticket sales, corporate sales and sales management experience. He began his career as an intern with the Pittsburgh Penguins in his junior year at Robert Morris. During his senior year, the Penguins promoted Swetoha to a sales and

marketing executive and manager of their inside sales team.

He later became the Vice President of Sales and Operations with the Cleveland Lumberjacks. He was also the director of sales for the Orlando Magic and Jacksonville Jaguars. Swetoha was one of the first employees hired by the Charlotte Bobcats where he served as the Vice President of the Charlotte Sting of the WNBA and Senior Vice President of Sales and Retention for the Charlotte Bobcats.

Prior to accepting the opportunity in Tulsa, Oklahoma, Swetoha was the Executive Director of the Atlantic Coastal Conference (ACC) Football Championship games scheduled to be held in Charlotte in December 2010 and 2011.

Swetoha is a proud member of the Robert Morris family where he earned his Bachelor of Science degree with a concentration in Sport Management. Swetoha later went on to complete his Masters Degree in Sports Leadership at Duquesne University.

Swetoha is an active member of the Tulsa community where he sits on the board of the Oklahoma Center for Community and Justice and the Community Food Bank of Eastern Oklahoma. This year Swetoha served as Honorary Chair for the Susan G. Komen Race for the Cure in Tulsa, Oklahoma.

Swetoha has one son, Matthew who is entering the 8th grade at Community House Middle School in Charlotte, North Carolina.





## NOLAN RICHARDSON

### **Coach and General Manager**

College basketball Hall of Fame coach Nolan Richardson was named head coach and general manager of the Shock on October 20, 2009.

Richardson has been coaching basketball for over 40 years and is the only coach in history to have won a championship at every college level: the National Junior College Tournament (1980), National Invitational Tournament (1981) and NCAA Tournament (1994).

Richardson began his coaching career at Bowie High School in El Paso, Texas. He then moved to Western Texas College, where he won the National Junior College championship in 1980. He was the head coach at Tulsa from 1981 to 1985, leading Tulsa to the NIT championship in 1981 and compiling a 119-37 record over five seasons. In 1985, Richardson became the head coach at the University of Arkansas, where he gained national recognition.

Richardson took the University of Arkansas to the Final Four three times, losing to Duke in the semifinals in 1990, winning the National Championship in 1994 against Duke, and losing in the Championship game to UCLA in 1995. He was named the National Coach of the Year in 1994. His teams typically played an up tempo game with intense pressure defense - a style that was known as "40 Minutes of Hell." He is the winningest coach in Arkansas history, compiling a 389-169 record in 17 seasons.

From 2005 to 2007, Richardson served as the head coach of the Panamanian National Team. In March 2007, Richardson was named as the head coach of the Mexican National Team.

Richardson was born in El Paso, Texas, and raised in El Paso's "Segundo Barrio" or "Second Ward", and speaks Spanish fluently. He played collegiately at Texas Western College (now the University of Texas at El Paso) playing for two years under the future Basketball Hall of Famer Don Haskins.







## WAYNE STEHLIK

### Assistant Coach

Wayne Stehlik spent over 25 years in college athletics. A long-time assistant under Nolan Richardson at the University of Arkansas, Stehlik spent 17 seasons (1985-2002) at Arkansas, which were highlighted by 12 20-win campaigns, four 30-win seasons, three Final Fours and the 1994 NCAA National Championship with a 31-3 record. Arkansas averaged 27 wins per season during the decade of the 1990s and their 270 wins from 1990-99 were more than all but four programs in the NCAA Division I ranks.

From 2002-2005, Wayne served as the Director of Development for women's athletics at the University of Arkansas. His coaching experiences runs deep as he has also served as the Head Basketball Coach at Baker University in Baldwin City Kansas, following assistant positions at University of Kansas (M.S.1982) and Nebraska Wesleyan University.(B.S 1979)

Immediately, prior to coming on board with the Tulsa Shock, he served as Activities Director for the Fayetteville High School Athletic Department, in Fayetteville, Arkansas. The FHS Athletic Department ranked as one of the Top 20 high school athletic programs in the country, according to Sports Illustrated. In addition to his work at Fayetteville High School, Stehlik also started his own company called Play 2 Win Athletic Consulting. P2W is designed to help Student-Athletes, Parents, Coaches and Administrators adapt to the ever changing world of 21st century athletics. He was also instrumental in initiating the NWA Tip-Off Club, of which he currently serves as President.

Wayne is married to Tracey Mays Stehlik and they have two daughters, Mollie and Maggie.







## TERESA EDWARDS

### Director of Basketball Operations and Assistant Coach

Teresa Edwards' remarkable career spanned three decades at the highest levels of competition.

In the summer of 1981 following her junior year at Cairo (Ga.) High School, Edwards became the youngest women's basketball player ever invited to compete in a USA Basketball national tournament when she played for the South team at the National Sports Festival. That began a long and unparalleled career representing the United States on the hardwood.

Edwards was named Georgia's all-classification Player of the Year in 1982 after leading Cairo High's Syrupmaids to the AAA state championship and a 30-1 record. That fall, she began a stellar collegiate career at the University of Georgia. Edwards helped lead the Lady Bulldogs to their first-ever NCAA Final Four as a freshman in 1983, an NCAA runner-up finish in 1985 and SEC Championships in 1983, 1984 and 1986. Edwards was a two-time All-American and finished her collegiate career with 1,989 points, 653 assists and 342 steals. Georgia compiled a 116-17 record during her four seasons in Athens.

Edwards earned a spot on the 1984 U.S. Olympic team following her sophomore year at UGA and went on to compete in the 1988, 1992, 1996 and 2000 Summer Games. She captured four Olympic Gold Medals ('84, '88, '96 and '00), as well as a Bronze in 1992, and holds the unique distinction of being both the youngest and oldest women's basketball player to win Olympic Gold.

Edwards also represented the U.S. in virtually every significant international competition for the rest of the 20th century. All told, she played in 216 games representing the U.S., scoring 2,000 points, handing out 890 assists, grabbing 576 rebounds and collecting 372 steals while shooting 50.2 percent from the field. The National Teams that Edwards played for compiled a 205-14 record.

Edwards' reputation transcended basketball. In 1996, she was the one competitor among the 10,318 athletes from 197 nations at the Centennial Olympics chosen to read the Athlete's Oath at the Opening Ceremony in Atlanta.

Edwards also enjoyed an ultra-successful professional career. She played in Italy, Japan, Spain, France and Russia before occupying a formative role in the advent of professional leagues in the U.S. Edwards was a member of the ABL's board of directors and served as a player/coach for the Atlanta Glory. She wrapped up her career with the WNBA's Minnesota Lynx in 2003 and 2004. In 2004, Edwards received the WNBA's Kim Perrot Sportsmanship Award.

In 2011, Edwards will be inducted into the Naismith Basketball Hall of Fame. The Naismith honor represents the seventh Hall of Fame that will enshrine Edwards. She was a member of the inaugural class for UGA's all-sports Circle of Honor in 1995 and was inducted into the State of Georgia's Sports Hall of Fame in 2001, the National High School Sports Hall of Fame in 2002, the Grady County (Ga.) Sports Hall of Game in 2009, the U.S. Olympic Hall of Fame in 2009 and the Women's Basketball Hall of Fame in 2010.

Earlier this year, Edwards received the NCAA Silver Anniversary Award, which annually recognizes distinguished individuals on the 25th anniversary of the conclusion of their college athletics careers. She also was named the No. 22 greatest female athlete – and No. 2 basketball player – of the 20th century by Sports Illustrated. In November of 2010, Edwards made her return to the WNBA as the Director of Player Personnel for the Tulsa Shock where she continues to work today.





**Eric Newendorp**  
Vice President of  
Broadcasting



**Krysten Barns**  
Account  
Executive



**Johnny Watson**  
Marketing & Game  
Entertainment Manager



**Christopher Flores**  
Manager of  
Ticket Operations



**Nicole Parker**  
Account  
Executive



**Marlene Livaudais**  
Director of  
Sponsorships



**Alex Prescott**  
Account  
Executive



**Danita Johnson**  
Director of  
Ticket Sales



**Keith Roberson**  
Account  
Executive



**Kari Sumpter**  
Account  
Executive



**Pardeep Toor**  
Media & Community  
Relations Manager



**Matthew Hepler**  
Controller



**AJ Weir**  
Account  
Executive



**Katie Nicholas**  
Sponsorship Activation  
Coordinator



**Christal Pellerin**  
Executive Assistant  
to the President



**Natahlie Smith**  
Sales and Service  
Intern



**PLAYER PROFILES**





# AmberHOLT

#4 • FORWARD

HEIGHT 6'0"

WEIGHT 170

BIRTH DATE 6/7/85

COLLEGE Middle Tennessee State '08

WNBA EXPERIENCE 2 Years



## WNBA CAREER

**2010** One of six Shock Players returning from the 2010 season. In 2010, was fourth on the team in scoring at 8.7 points/game. Appeared in 33 games for the Shock in 2010, starting 9 of them. **2009** Appeared in 23 games, starting seven of them, for the Connecticut Sun... Averaged 6.0 ppg, 3.2 rpg and 1.9 apg in 21 mins/game... Ranked seventh on her team in scoring (6.0 ppg)... Ranked fifth on the team in rebounds (3.20)... Ranked third on team in free-throw shooting (83.0 percent)... Scored a season-high 18 points against New York on 9/4/09. **2008** Named to the WNBA All-Rookie Team after being selected by the Sun with the 9th overall pick in the 2008 WNBA Draft... Guard/forward was the only player on the Sun roster to start all 34 games... One of just two rookies in the league to start every game of the season... Reached double figures in 10 games... Scored a career-best 19 points against Detroit (6/24), with four made threes and eight rebounds... Had a career-best eight assists against Atlanta (6/27)... Made a career-high seven shots in win over Sacramento (5/24)... Was third on the team in assists (65), tied for fourth in made field goals (81), fifth in scoring average (6.5 ppg.) and seventh on the team in total rebounds (105). **2008 Playoffs** Had seven points and five rebounds in Game 2 of the series against New York... Averaged four rebounds per game for the series.

## COLLEGE

Was named a First Team All-American by CBSports.com, voted Third Team All-American by the Associated Press, Honorable Mention All-American by the Women's Basketball Coaches Association and to the 10-member US Basketball Writers Association All-America team as a senior... Led the nation in scoring during her senior season, averaging 27.4 points per game... Finished the season with 930 points, the fifth most ever scored by any player in one season in NCAA history... Set numerous Middle Tennessee single season scoring records as a senior, including total points with 930... Holt also set single-season marks for scoring average (27.4), field goals (352), FG attempts (680), free throws (206), FT attempts (261) and 30-point scoring games (14)... Was one of two players in the nation to score 40 or more points in a game twice during the 2007-08 season, with 41 points against LSU on Dec. 28 and 44 points at Louisiana-Monroe on Jan. 24... Her 44 points is a MTSU program record, breaking a 21-year-old mark held previously by Kim Webb... Also scored 30 or more points in 14 contests as a senior... In her two years at MTSU, scored 1,497 points, good for ninth on the all-time list, and her average of 22.0 points per game also tops the Blue Raider annals... Prior to attending Middle Tennessee, spent two years at Southeastern Illinois College, where she was named Second Team NJCAA All-America as a freshman and Kodak All-American and First Team NJCAA All-America as a sophomore... Led SIC to a 33-3 record and a fifth-place finish at the NJCAA Tournament as a sophomore... Spent one semester at Western Kentucky before heading to SIC.

## PERSONAL

Amber Shirell Holt... Daughter of Cassandra Holt... Has two brothers, Cortez and DeMarkus Dennis... A native of Duluth, Ga... Averaged 19.1 points, 7.0 rebounds and 4.5 assists as a senior at Meadowcreek High School while leading the Lady Mustangs to a 20-7 record... First Team All-State performer as a junior, helping MHS to a 24-6 overall record and a runner-up finish in the 2002 Class AAAA State Tournament.

## WNBA REGULAR SEASON CAREER STATISTICS

YEAR	TEAM	G	GS	MIN	FGM	FGA	PCT	3P	3PA	PCT	FTM	FTA	PCT	OR	DR	REB	AS	PF	ST	TO	BLK	PTS
2008	Connecticut	34	34	714	81	199	.407	25	76	.329	35	45	.778	37	68	105	65	67	15	31	5	222
2009	Connecticut	23	7	380	40	123	.325	13	50	.260	44	53	.830	13	61	74	44	39	9	14	2	137
2010	TUL	33	9	697	98	240	.408	27	86	.314	65	81	.802	28	73	101	59	30	7	37	51	288
TOTALS		90	50	1,791	219	562	.390	65	212	.307	144	179	.804	78	202	280	168	54	14	82	157	647

## WNBA PLAYOFF STATISTICS

YEAR	TEAM	G	GS	MIN	FGM	FGA	PCT	3P	3PA	PCT	FTM	FTA	PCT	OR	DR	REB	AS	PF	ST	TO	BLK	PTS
2008	Connecticut	3	1	55	3	16	.188	1	6	.167	4	4	1.00	4	8	12	4	2	1	2	0	11

## WNBA REGULAR SEASON CAREER HIGHS

	TOTAL	OPPONENT	DATE	OR		@ Wash	7/27/08
MIN	32.1	vs SA	5/20/10	DR	8	@ Wash	8/9/09
FGM	7	Twice		TR	8	Twice	
FGA	14	vs Sac	5/24/08	AST	8	v Atl	6/27/08
3PM	4	Twice		STL	2	Four Times	
3PA	6	vs Ind	5/29/10	BLK	2	vs Ind	8/28/08
FTM	8	vs Phx	5/25/10	PTS	20	vs Phx	5/25/10





# Tiffany JACKSON

#33 • FORWARD

**HEIGHT** 6'3"  
**WEIGHT** 185  
**BIRTH DATE** 4/26/1985  
**COLLEGE** Texas  
**WNBA EXPERIENCE** 4



## WNBA CAREER

**2010:** One of six Shock Players returning from the 2010 season. In 2010, Jackson was second on the team to rebounds/game (5.8) and total rebounds (144). Played on the same team as Ivory Latta in the off-season in Israel averaging 16.8 and 12.5 rebounds/game. Acquired in 2010 from the New York Liberty in exchange for Plenette Pierson.

**2009:** Appeared in 34 games, with a career-high nine starts. Earned first career start on July 30 versus Washington. Led the Liberty in rebounds six times and points once. Scored in double figures five times. Collected five or more boards in 12 games. SEASON HIGHS: PTS – 16, (@ CHI, 8/28); REB – 9, (@ IND, 6/27); AST – 3, (ATL, 7/11); STL – 3, (2X, SAC, 7/23); BS – 3, (PHX, 7/26); FGM – 7, (@ CHI, 8/28); FGA – 12, (@ CHI, 8/28); FTM – 5, (@ ATL, 6/21); FTA – 7, (@ ATL, 6/21); MIN – 24, (@ IND, 6/27). **2008:** Appeared in first 25 games of the summer, missed the final nine regular season match-ups due to injury ... Scored in double figures eight times, led the team in rebounding nine times and points four times. Collected five-plus rebounds 17 times. Was the team's leading rebounder (5.7 rpg) before being sidelined by injury. **PLAYOFFS:** Did not play in the two series due to injury. **2007:** Appeared in all 34 games. Led team in scoring once and rebounds twice. Second leading field goal shooter (.416 percent) amongst the league's rookie class. Shot 57 percent from the free throw line. **PLAYOFFS:** Leading reserve scorer and rebounder with 7.7 ppg and 4.3 rpg in three-game series versus the Shock. Came off the bench to notch first career playoff double-double of 14 points and 10 boards in Game 3.

**INTERNATIONAL:** Competed for Ramat Hen this past off-season, while averaging a career-best 20 ppg and 11 rpg in Israeli League action ... Finished the 22-game season ranked No. 9 in the League in scoring and No. 4 in rebounding ... Prior to the 2008 WNBA season, played for Challes-Eaux-Basket in France and averaged 30.3 mpg, 13.3 ppg and 7.4 rpg in EuroCup play.

**AS A COLLEGIAN:** Named an All American and National Player of the Year Candidate in 2007 while averaging 17 ppg and 8.9 rpg ... Honored as Associated Press All-America Honorable Mention, Kodak All-America Honorable Mention, ESPN.com Second Team All-America and First Team All-Big 12 in 2006 ... In 2004, was a finalist for all three National Player of the Year honors (State Farm Wade Trophy, Naismith Award, Wooden Award) along with the U.S. Basketball Writers Association All-America Team, Associated Press All-America Third Team, and Kodak All-America Honorable Mention ... Included as a All-Big 12 First Team and consensus media All-Big 12 First Team pick that season ... Named National Freshman of the Year by ESPN.com and US Basketball Women's Association, All-Big 12 Second Team and Big 12 Freshman of the Year in 2003.

**PERSONAL:** Born in Longview, TX ... Only daughter to Marques Jackson and Josephine Hadnot ... Father played football at Central Oklahoma University ... Ethnic Studies at Texas ... Enjoys fashion, shopping and travel ... If she could have one super power, it would be to see the future ... Pre-game ritual is an order from Chipotle and listening to music ... Favorite singer is Beyonce ... Guiltiest pleasure is gummy bears.

## REGULAR SEASON STATISTICS

YEAR	TEAM	G	GS	MIN	FGM-A	3PM-A	FTM-A	OFF	DEF	REB	AST	STL	BLK	TO	PF	PTS
2007	NYL	34	0	474	64-154	0-0	45-79	31	73	104	19	23	12	49	66	173
2008	NYL	25	0	496	81-157	0-0	46-73	47	96	143	26	24	8	48	46	208
2009	NYL	34	9	495	67-149	0-0	46-64	35	81	116	24	21	13	43	55	180
2010	TUL	25	17	593	69-173	1-1	51-64	49	95	144	34	34	8	53	49	190
2010	NYL	9	0	124	10-27	0-0	19-25	5	23	28	4	6	1	7	14	39
Career		127	26	2,182	291-660	1-1	207-305	167	368	535	107	108	42	200	230	790

## PLAYOFF STATISTICS

YEAR	G	GS	MPG	FG%	3P%	FT%	OFF	DEF	RPG	APG	SPG	BPG	TO	PF	PPG
2007	3	0	14.3	0.5	0	0.8	1.7	2.7	4.3	1.3	0.7	0.3	2	1	7.7
Career	3	0	14.3	0.5	0	0.8	1.7	2.7	4.3	1.3	0.7	0.3	2	1	7.7

## WNBA REGULAR SEASON CAREER HIGHS

	TOTAL	OPPONENT	DATE
MIN	35	vs Sea	6/27/10
FGM	8	@ Phx	6/22/08
FGA	12	@ Chi	8/28/09
3PM	1	vs Sea	6/27/10
3PA	1	vs Sea	6/27/10
FTM	7	@ Chi	6/8/10





# Marion JONES

#20 • GUARD

HEIGHT 5'10"

WEIGHT 150

BIRTH DATE 10/12/1975

COLLEGE North Carolina

WNBA EXPERIENCE 1 Year



## WNBA CAREER

**2010** One of six Shock Players returning from the 2010 season. As a rookie in 2010, Jones appeared in all 34 regular season games, averaging 3.4 points on 52.5 percent shooting and 1.5 rebounds in 9.4 minutes a game. In final 3 games of the season, averaged 10.6 points on 56.5 percent shooting from the field, 5.3 rebounds and 1.2 steals in 22.7 minutes a game. Jones earned her first start of the season in the final regular season game when she scored a season and career-high 14 points. Marion signed with the Shock as a free agent on March 10, 2010. . . Originally drafted by the Phoenix Mercury in the 2003 WNBA Draft (3rd Round, 33rd Overall) but never played for the team . . . Is the only rookie in the WNBA over the age of 30 and is the eighth oldest player in the league in 2010.

## COLLEGE CAREER

Despite only playing three years at the University of North Carolina, Jones was named to the Atlantic Coast Conference's 50th Anniversary women's basketball team. Jones was the starting point guard as a freshman on the Tar Heels team that won the national championship in 1994. She averaged 14.1 points that season and in 1995 became the first Tar Heels sophomore to reach the 1,000-point mark. Jones was 9-0 in Atlanta Coast Conference Tournament play as a member of championship teams in 1994, 1994 and 1997. She was named to the ACC All-Freshman team in 1994 and to the 1995 NCAA West Regional All-Tournament Team. She was an All-ACC pick in 1995 and 1997, and earned ACC Tournament Most Valuable Player and All-America honors from Basketball America in 1997. She was also a third-team selection by the Basketball Times and the AP. Despite playing just three seasons, she ranks 14th all-time in scoring at UNC with 1,716 career points. She ranks third in career scoring average (16.8), fifth in field goal percentage (53.0), third in steals (334) and eighth in assists (403).

## PERSONAL

Jones starred on the basketball court at Thousand Oaks High School and led the team to a California State Basketball Championship in 1992 before being named the California Division I Player of the Year as a senior. . . Jones graduated from North Carolina in 1997 with a degree in Broadcast-Journalism. . . As a member of the USA Track Team, she won gold medals in the 100 Meters and 4x100 Meter Relay in the 1997 World Championships. . . In 1998 she recorded personal bests of 10.65 in the 100 Meters and 21.62 in the 200 Meters - these marks still stand in the record books. . . After defending her 100 Meter title at the 1999 World Championships, Jones went on to win five (5) medals, three (3) Gold and two (2) Bronze at the 2000 Olympic Games in Sydney, Australia. . . In 2007, she was stripped of those medals because of her admission to using performance-enhancing drugs. . . As a result of her confession, Jones was sentenced, and served 6-months in federal prison for lying to federal investigators. . . She voluntarily returned her five (5) Olympic medals, and publicly apologized to her family, friends and fans all over the world.

## WNBA REGULAR SEASON CAREER STATISTICS

YEAR	TEAM	G	GS	MPG	FG%	3P%	FT%	OFF	DEF	RPG	APG	SPG	BPG	TO	PF	PPG
2010	TUL	33	1	9.4	0.525	0.250	0.595	0.9	0.7	1.6	0.6	0.6	0.2	0.70	1.00	3.4
CAREER		33	1	9.4	0.525	0.250	0.595	0.9	0.7	1.6	0.6	0.6	0.2	0.70	1.00	3.4

## WNBA REGULAR SEASON CAREER HIGHS

	TOTAL	OPPONENT	DATE
MIN	23.4	@ Conn	8/17/10
FGM	6	vs Chi	8/21/10
FGA	8	Twice	
3PM	1	Twice	
3PA	2	Three Times	
FTM	4	Twice	
OR	3	Four Times	
DR	3	vs Chi	8/21/10
TR	6	vs Chi	8/21/10
AST	3	@ LA	7/20/10
STL	2	Twice	
BLK	2	vs NY	6/25/10
PTS	14	vs Chi	8/21/10

# JenniferLACY

#21 • FORWARD

**HEIGHT** 6'3"  
**WEIGHT** 175  
**BIRTH DATE** 3/21/1983  
**COLLEGE** Pepperdine  
**WNBA EXPERIENCE** 5 Years



## WNBA CAREER

**2010** One of six Shock Players returning from the 2010 season... Signed as a free agent with the Shock in June 2010. Appeared in 24 games with the Shock in 2010, starting 3 of them. Averaged 7 points and 3 rebounds in just under 17 minutes/game. **2008:** Named one of the Dream's team captains... Played in 33 games for the Dream, including 22 starts... Averaged 5.7 points, 2.7 rebounds and 0.8 assists per game... Averaged career-highs in points, assists and steals... Recorded a career-high 18 points twice... Recorded a career-high ten rebounds against Chicago on June 7... One of four Dream players to start 20+ games... Recorded first double-double of her career against Chicago on June 7 (18 points and 10 rebounds). **2007:** Played in 20 games for the Mercury... Averaged 1.8 points and 1.0 rebounds in 4.7 minutes per game... member of the 2007 WNBA Championship team. **2006:** Appeared in 33 games for the Mercury including three starts... Averaged 4.9 points and 3.1 rebounds in her rookie season... Became the first player from the West Coast Conference (WCC) to make a WNBA team... Led all qualifying rookies in field goal percentage (.477)... Set a Mercury franchise record by making seven shots without a miss en route to a career-high 16-point effort on August 3 vs. Charlotte.

## COLLEGE

First player from the West Coast Conference (WCC) to make a WNBA roster... Led the WCC in scoring as a senior... First team All-WCC selection as a senior... Led team in scoring (16.9 ppg) and rebounding (8.1 rpg) as a senior... Led team in field goal percentage (48.9%) as a senior... All-WCC Honorable Mention as a junior... Ranked second in the WCC and led the team in field goal percentage (51.6%) as a junior... Ranked sixth in the WCC in blocked shots as a junior... Led the team in double-doubles as a junior.

## PERSONAL

First player from the West Coast Conference (WCC) to make a WNBA roster... Father Lee Lacy played professional baseball in the Major Leagues... Has two brothers (Eric and Michael)... Also competed in track and field in high school... Hobbies include reading, music and movies... Plans to go to law school after her playing career is over... Lists favorite television show as Grey's Anatomy... Favorite actress is Julia Roberts and favorite actor is Brad Pitt... Favorite musical artist is India Arie.

## WNBA REGULAR SEASON CAREER STATISTICS

YEAR	TEAM	G	GS	MPG	FG%	3P%	FT%	OFF	DEF	RPG	APG	SPG	BPG	TO	PF	PPG
2006	PHO	33	3	15.3	0.477	0.000	0.690	1.3	1.8	3.1	0.4	0.4	0.4	1.36	3.09	4.9
2007	PHO	20	0	4.7	0.414	0.333	0.556	0.5	0.4	1.0	0.1	0.2	0.0	0.50	1.30	1.8
2008	ATL	33	22	18.3	0.389	0.190	0.673	1.1	1.6	2.7	0.8	0.6	0.2	1.12	2.94	5.7
2009	ATL	32	0	11.3	0.327	0.211	0.667	1.0	1.2	2.2	0.3	0.3	0.2	0.75	1.78	3.0
2010	TUL	24	3	16.8	0.383	0.386	0.750	1.1	1.9	3.0	0.8	0.8	0.3	1.42	2.33	7.0
<b>CAREER</b>		<b>142</b>	<b>28</b>	<b>13.9</b>	<b>0.397</b>	<b>0.286</b>	<b>0.686</b>	<b>1.0</b>	<b>1.5</b>	<b>2.5</b>	<b>0.5</b>	<b>0.4</b>	<b>0.2</b>	<b>1.06</b>	<b>2.38</b>	<b>4.6</b>

## WNBA PLAYOFF STATISTICS

YEAR	TEAM	G	GS	MPG	FG%	3P%	FT%	OFF	DEF	RPG	APG	SPG	BPG	TO	PF	PPG
2007	PHO	1	0	3.0	0.500	0.000	0.000	0.0	0.0	0.0	0.0	0.0	0.0	0.00	2.00	2.0
2009	ATL	2	0	11.5	0.000	0.000	0.500	0.5	0.5	1.0	0.0	0.0	0.0	0.00	1.50	1.0
<b>CAREER</b>		<b>3</b>	<b>0</b>	<b>8.3</b>	<b>0.143</b>	<b>0.000</b>	<b>0.333</b>	<b>0.3</b>	<b>0.3</b>	<b>0.7</b>	<b>0.0</b>	<b>0.0</b>	<b>0.0</b>	<b>0.00</b>	<b>1.67</b>	<b>1.3</b>

## WNBA REGULAR SEASON CAREER HIGHS

	TOTAL	OPPONENT	DATE
MIN	37	vs Chi	7/5/08
FGM	7	Three Times	
FGA	14	vs NY	6/25/10
3PM	3	@ Atl	6/23/10
3PA	5	@ SA	7/16/10
FTM	7	vs Atl	7/3/10
OR	4	Four Times	
DR	7	@ Wash	7/3/09
TR	10	@ Chi	6/7/08
AST	3	Three Times	
STL	3	Twice	
BLK	2	Six Times	
PTS	18	Twice	





# IvoryLATTA

#12 • GUARD

HEIGHT 5'6"

WEIGHT 143

BIRTH DATE 9/25/1984

COLLEGE North Carolina

WNBA EXPERIENCE 4 Years



## WNBA CAREER

**2010** One of six Shock Players returning from the 2010 season. Latta led the Shock in scoring at 12.4 points and 3.9 assists per game. Played alongside Tiffany Jackson in Israel in the off-season. Had an exceptional year in Israel, averaging 17.6 points, 4.9 assists and 4.5 rebounds on 49 percent shooting from the field and 41 percent from three. **2009** Appeared in 24 games off the bench for the Atlanta Dream... Averaged 6.1 ppg and 1.4 apg in 14.6 minutes/game... Scored a season-high 22 points at Detroit on 7/22/09... Established career highs in FTM and FTA by going 10-for-10 at Detroit on 7/22/09. **2009 Playoffs** In two games against the Detroit Shock, averaged 13.5 ppg, 2.0 rpg and 2.5 apg in 37.5 mins/game... Ranked ninth in playoff free throw shooting (.889) and fifth in mins/game (37.5). **2008** Acquired by the Atlanta Dream from the Detroit Shock in the 2008 expansion draft... Averaged career highs of 11.4 points, 3.6 assists, 2.1 rebounds, 1.3 steals and 28.2 minutes per game... Appeared in 34 games including 31 starts... Scored a career-high 28 points against Detroit on 6/22/08... Twice handed out a career high 10 assists... Recorded a career high 5 steals at Sacramento on 7/18/08. **2007** Made her season debut vs. the Sacramento Monarchs on 5/19... Scored the first points of her WNBA career on 5/30 vs. Washington... Started her first WNBA game vs. Indiana on 8/11 posting 3 points and 1 rebound. **2007 Playoffs:** Averaged 1.9 ppg. in her first 47 minutes of WNBA postseason action... Averaged 3.0 ppg and 7.1 mpg in her rookie season with the Shock... Ranked second in the league in 3-point percentage (44.9%).

## COLLEGE

Averaged 16.6 ppg during her collegiate career... Led UNC to back-to-back Final Four appearances (2006 and 2007)... Honored as an AP All-American, Wade Trophy Finalist and Naismith Trophy candidate (2007)... Named to the 2007 All-ACC First Team... Was named the 2006 Player of the Year by ESPN.com, USBWA, GballMag.com and Basketball Times National Player of the Year... Nancy Lieberman Award Winner as Point Guard of the Year (2006)... Runner-up for Associated Player of the Year honors (2006)... Consensus All-American (2006)... ACC Player of the Year (2006)... Most Outstanding Player in the NCAA Tournament (Cleveland Regional) (2006)... One of four finalists for the Honda Award (2006)... WBCA National Player of the Month for February (2006)... In 2006, led UNC in scoring with 18.4 points per game (second in the ACC) and in assists with 5.2 per game (fourth in the ACC)... Led the ACC in free throw percentage (85.2)... ACC Tournament MVP (2005, 2006)... WBCA National Player for the Month of March (2005)... All-ACC First Team (2007, 2005)... AP All-American Third Team (2005)... ACC Preseason Rookie of the Year (2004)... All-ACC Second Team (2004)... All-ACC Freshmen Team (2004).

## PERSONAL

Majoried in exercise and sports science. Is the all-time leading scorer in South Carolina history (boys and girls) with a total of 4,319 career points. She shattered the girls' record in scoring, formerly held by Allison Feaster with 3,427, by almost 1,000 points. Other recognition included a resolution read on the floor of the U.S. House of Representatives by U.S. Representative John Spratt and a key to the city of York, S.C., which celebrated Ivory Latta Day on Jan. 10, 2003. Voted Homecoming Queen in high school.

## WNBA REGULAR SEASON CAREER STATISTICS

YEAR	TEAM	G	GS	MIN	FGM-A	3PM-A	FTM-A	OFF	DEF	REB	AST	STL	BLK	TO	PF	PTS
2007	DET	31	1	221	34-87	22-49	3-7	4	15	19	20	8	2	16	24	93
2008	ATL	34	31	960	124-343	55-160	85-106	13	59	72	123	45	1	61	83	388
2009	ATL	24	0	350	45-110	18-50	38-46	3	13	16	34	13	1	26	32	146
2010	TUL	18	16	517	78-185	30-81	38-49	7	19	26	71	18	2	39	32	224
<b>CAREER</b>		<b>107</b>	<b>48</b>	<b>2,048</b>	<b>281-725</b>	<b>125-340</b>	<b>164-208</b>	<b>27</b>	<b>106</b>	<b>133</b>	<b>248</b>	<b>84</b>	<b>6</b>	<b>142</b>	<b>171</b>	<b>851</b>

## WNBA PLAYOFF STATISTICS

YEAR	TEAM	G	GS	MIN	FGM	FGA	PCT	3P	3PA	PCT	FTM	FTA	PCT	OR	DR	REB	AS	PF	ST	TO	BLK	PTS
2007	Detroit	10	0	47	5	19	.263	5	15	.333	4	6	.667	0	3	3	3	3	2	2	0	19
2009	Atlanta	2	2	75	8	20	.300	3	9	.333	8	9	.889	2	2	4	5	5	1	3	0	27
TOTALS		12	2	122	13	39	.333	8	24	.333	12	15	.800	2	5	7	8	8	3	5	0	46

## WNBA REGULAR SEASON CAREER HIGHS

	TOTAL	OPPONENT	DATE	OR	2	Four Times
MIN	37	Five Times		DR	5	vs NY 7/27/08
FGM	10	vs LA	8/14/10	TR	6	@ Phx 7/19/08
FGA	19	vs LA	8/14/10	AST	10	Twice
3PM	5	Twice		STL	5	@ Sac 7/18/08
3PA	8	Twice		BLK	1	Five Times
FTM	10	@ Det	7/22/09	PTS	26	Twice



# Betty LENNOX

#7 • GUARD

HEIGHT 5'8"

WEIGHT 143

BIRTH DATE 12/4/1976

COLLEGE Louisiana Tech

WNBA EXPERIENCE 11 Years



## WNBA CAREER

**2010** Lennox led the Seattle Storm to a WNBA Title in 2004, averaging 14.6 points, 3.6 rebounds, 2.6 assists and 1.0 steals per game en route to being named the Finals MVP. Originally drafted by the Minnesota Lynx in 2000, Lennox was named the Rookie of the Year, made the All-Star team and was All-WNBA Second Team in just her first year in the league. Had best season in 2008 when she averaged 17.5 points and 4.2 rebounds while starting 33 of the 34 regular season games for the expansion Atlanta Dream. She brings career averages of 12.3 points, 4.1 rebounds, 2.1 assists and 1.0 steal to the Shock this season. The 5'8" guard was the sixth overall pick by the Minnesota Lynx in the 2000 WNBA Draft and was named 2000 Rookie of the Year and an All-Star. In 2004, Lennox helped to lead the Seattle Storm to the WNBA Championship and received the Finals MVP award. Last season, Lennox battled through a nagging knee injury to give the Sparks stability in a lineup that was missing several key players throughout the season. Lennox averaged 10.2 points, 4.5 rebounds and 1.8 assists while providing sharp shooting and an unequaled energy off the bench. She earned the nickname "Betty Buckets" for her clutch shots in crucial moments during the 2009 season. Lennox averaged 17.5 points, 4.2 rebounds, 2.4 assists and 1.3 steals per game in 34 outings with the Atlanta Dream in 2008. She led the Eastern Conference in points, the most she has averaged in her WNBA career.

## COLLEGE

Lennox spent her first two college seasons playing for Trinity Valley Community College in Texas and was part of the Tigers' 1998 Junior College National Championship. She transferred to Louisiana Tech, and in her senior season was named the 2000 Sun Belt Conference Player of the Year and a U.S. Basketball Writers Association First Team All-American.

## PERSONAL

Born in Hugo, Okla., Lennox is the eighth of nine children. She had five older brothers who spent their free time playing basketball when they were not working hard on the family farm. In 2005, Lennox started the Lennox Foundation 22 to support kids in all communities that battle with the horrors of neglect and abuse. Her foundation strives to give them the opportunity to experience life in a different way; by giving them support, love, education, and self-motivation through basketball. Lennox won the WNBA's Community Assist Award in June 2006 for making a difference in the Seattle area.

## WNBA REGULAR SEASON CAREER STATISTICS

YEAR	TEAM	G	GS	MIN	FGM-A	3PM-A	FTM-A	OFF	DEF	REB	AST	STL	BLK	TO	PF	PTS
2000	MIN	32	31	984	201-471	55-139	84-105	53	125	178	82	53	9	97	112	541
2001	MIN	11	7	241	41-110	20-52	19-20	13	41	54	16	10	4	25	29	121
2002	MIA	26	3	581	110-307	46-131	44-58	18	55	73	47	25	5	62	79	310
2002	MIN	5	1	138	10-48	5-23	6-10	2	14	16	16	5	0	20	23	31
2003	CLE	34	1	560	100-269	32-103	26-36	19	70	89	32	14	4	58	77	258
2004	SEA	32	32	920	139-330	22-83	58-68	28	131	159	79	34	3	77	89	358
2005	SEA	28	26	800	123-314	24-78	76-87	21	103	124	57	35	5	75	82	346
2006	SEA	34	34	890	191-423	29-90	54-71	34	103	137	73	36	5	98	92	465
2007	SEA	34	34	937	155-362	34-99	110-121	47	113	160	92	36	5	91	75	454
2008	ATL	34	33	1,010	207-499	63-176	118-138	36	107	143	81	45	3	114	92	595
2009	LAS	30	13	640	111-268	25-83	59-66	33	103	136	54	26	4	70	70	306
2010	LAS	11	0	128	18-46	13-36	5-6	4	15	19	17	2	0	7	24	54
CAREER		311	215	7,828	1,406-3,447	368-1,093	659-786	308	980	1,288	646	321	47	794	844	3,839

## WNBA PLAYOFF STATISTICS

YEAR	TEAM	G	GS	MIN	FGM-A	3PM-A	FTM-A	OFF	DEF	REB	AST	STL	BLK	TO	PF	PTS
2003	CLE	3	0	45	9-19	2-5	1-2	1	6	7	3	3	0	4	7	21
2004	SEA	8	8	251	44-97	8-18	21-24	4	25	29	21	8	1	23	21	117
2005	SEA	3	3	94	15-38	3-12	13-14	1	13	14	8	3	0	6	9	46
2006	SEA	3	3	90	13-44	5-19	4-7	2	15	17	15	5	0	8	4	35
2007	SEA	2	2	62	13-36	5-13	5-5	5	8	13	4	2	0	4	9	36
2009	LAS	6	0	128	24-58	11-25	15-15	2	16	18	9	5	0	11	11	74
CAREER		25	16	671	118-292	34-92	59-67	15	83	98	60	26	1	56	61	329

# Rashanda McCANTS

#32 • FORWARD



**HEIGHT** 6'1"  
**WEIGHT** 163  
**BIRTH DATE** 11/17/1986  
**COLLEGE** North Carolina  
**WNBA EXPERIENCE** 2 Years



## WNBA CAREER

**2010** : One of six Shock Players returning from the 2010 season. Appeared in 6 games for the Shock in 2010, starting 4 of them. Averaged 5.8 points and 1.5 assists in 17 mins/ game. One of four North Carolina players currently on the Shock's roster. Acquired in 2010 in a mid-season trade with Minnesota in exchange for Alexis Hornbuckle **2009** : Concluded her rookie season in the WNBA... Appeared in all 34 games for the Lynx, starting the Aug. 19 contest at Los Angeles... Tallied 4.3 ppg and 2.0 rpg in 14.2 mpg; she shot 37.3% from the field and 56.4% from the FT line... Led the Lynx in scoring (12) and rebounding (six) Sept. 9 vs. Detroit, one of three double-figure scoring nights (second against the Shock)... Posted season highs in minutes (31:03) and rebounds (a team-high eight) Aug. 19 at Los Angeles, and contributed season bests in steals (four) and blocked shots (three) in the Sept. 13 finale at Sacramento... Led Minnesota with a season-high 14 points July 31 at Detroit, and added 11 points vs. Phoenix on June 27... Averaged 16.3 mpg after the All-Star Break (12.1 mpg in the first 17 games)... Pulled down five rebounds June 19 at Seattle (all on the offensive end) before fouling out, and paced the Lynx with a season-high four assists June 17 at Phoenix.

## OVERSEAS

Will play in Israel this off-season.

## COLLEGE

2008-09: A State Farm Honorable Mention All-American selection... Member of ACC All-Academic Team... Averaged 14.9 points and 6.4 rpg... Shot a career high .473 percent from the floor, including a career high .300 percent from beyond the arc... Scored in double figures 23 times her senior year, including five 20+-point games... Scored a season high 24 points in a 79-81 OT loss to Duke on March 1, 2009... Hauled in a season high 13 rebounds Feb. 13, 2009 at Florida State... 2007-08: Started 35 of 36 games, averaging 15.8 points and 6.6 rebounds per contest... Also dished out a team-high 3.3 assists per game... ACC All-Tournament... Second-team All-ACC... Had a breakout junior season during which she established a new career high in every major statistical category... 2006-07: Started all 38 games for the Tar Heels, establishing a new school record for games played and games started in a season... Averaged 9.4 points and 4.3 rebounds in 21.2 minutes per game... Third on the team and eighth in the ACC in steals with 2.16 per game... 2005-06: An honorable mention selection for the ACC All-Freshman Team... Appeared in 34 games, all but the Wofford contest (Dec. 8), which she missed due to illness... Ranked fifth on the team in scoring and tops among reserves with 5.8 points per game.

## PERSONAL

The daughter of Brenda and James McCants... Her older brother, Rashad, played basketball for the Tar Heels from 2002-05 and was the 14th pick in the 2005 NBA Draft by Minnesota... Also has a younger sister, Sade and a three-year-old niece, Aiyana... Cousin, Cameron Maybin, was the 10th pick in the 2005 Major League Baseball draft by the Detroit Tigers... Another cousin, John Avery, played football in the NFL and is now in the Canadian Football League.

## WNBA REGULAR SEASON STATISTICS

YEAR	TEAM	G	GS	MPG	FG%	3P%	FT%	OFF	DEF	RPG	APG	SPG	BPG	TO	PF	PPG
2009	MIN	34	1	14.2	0.373	0.289	0.564	0.9	1.1	2.0	0.8	0.4	0.3	1.06	2.18	4.3
2010	TUL	6	4	17.7	0.350	0.278	0.400	0.7	1.3	2.0	1.5	0.8	0.5	1.00	2.50	5.8
2010	MIN	17	4	15.8	0.393	0.297	0.621	1.2	1.2	2.4	0.9	0.6	0.1	0.82	2.18	5.6
<b>CAREER</b>		<b>57</b>	<b>9</b>	<b>15.0</b>	<b>0.376</b>	<b>0.290</b>	<b>0.575</b>	<b>1.0</b>	<b>1.2</b>	<b>2.1</b>	<b>0.9</b>	<b>0.5</b>	<b>0.3</b>	<b>0.98</b>	<b>2.21</b>	<b>4.8</b>

## WNBA REGULAR SEASON CAREER HIGHS

	TOTAL	OPPONENT	DATE
MIN	31	@ LA	8/19/09
FGM	6	Four Times	
FGA	17	@ Sac	9/13/09
3PM	2	Three Times	
3PA	9	5/16/09	
FTM	3	Three Times	
OR	5	@ Sea	6/19/09
DR	6	@ LA	8/19/09
TR	8	@ LA	8/19/09
AST	4	Twice	
STL	4	@ Sac	9/13/09
BLK	3	@ Sac	9/13/09
PTS	31	@ LA	8/19/09

# Sheryl Swoopes

#22 • GUARD

HEIGHT	6'0"
WEIGHT	145
BIRTH DATE	3/25/1971
COLLEGE	Texas Tech
WNBA EXPERIENCE	11 Years



## WNBA CAREER

**Career** : First player to ever be named WNBA Most Valuable Player three times (2000, 2002, 2005) and voted Defensive Player of the Year on three occasions (2000, 2002, 2003) ... five times named All-WNBA First Team (1998, 1999, 2000, 2002, 2005) and once to the All-WNBA Second Team (2003) ... named to the inaugural WNBA All-Defensive Team (2005) ... earned 2005 WNBA All-Star Game MVP ... leading vote-getter in WNBA All-Star Balloting on five occasions (1999, 2000, 2002, 2003, 2005) ... has recorded eight 30-point games and 14 double-doubles in her career ...

**2007** Played in three games during the 2007 season, due to back injury ... Scored her first field goal with five minutes remaining in the game, went one-for-five from the field, totaled seven rebounds, three assists and two steals with six points total vs. San Antonio (5/29/07) ... 1-of-7 shooting and two points, seven assists, and four rebounds at Phoenix (5/25/07) ... Totaled 15 points against Seattle (5/19/07), making 9-of-11 field goal attempts and sinking one three-pointer...Began her 11th season with Houston.

**2006** : Swoopes concluded her 10th season with the Houston Comets in the 2006 season. She was named to the Second Team All-WNBA Team and to the First Team All-Defensive Team. Swoopes matched her all time record of minutes played, 55, against Phoenix on August 10, 2006. In the 2006 season, Swoopes' rankings shined through. She ranks #9 in the WNBA in points per game at 15.5. She ranks #8 in assists per game at 3.7. She ranks #1 in minutes per game, 35.8. She ranks #10 in field goals made, 180.0. She ranks #18 in free throws, 97.0. She ranks #9 in defensive rebounds, 183. She ranks #3 in steals, 64. She ranks #3 in steals per game, 2.1. She ranks #4 in minutes played, 11, 110. She ranks #9 in total efficiency points, 15.9.

**2005** : Named WNBA MVP after averaging 18.6 points, 3.6 rebounds, 4.3 assists and 2.00 steals in 33 games played (33 starts) ... became the first player in WNBA history to reach 500 steals in a career with her theft at New York on July 27, 2005 ... missed the season finale vs. Los Angeles on August 27 due to a stomach virus ... finished first in the league in points per game (18.6), capturing her second WNBA scoring title (other: 20.7 ppg in 2000) ... was second in the WNBA in steals (2.00), ninth in assists (career-high 4.3) and first in minutes played (37.1) ... scored 20-plus points in 15 games (Comets were 10-5 in those games) ... recorded two or more steals in 18 of her 33 games played ... scored 31 points in Houston's 86-78 (2OT) victory vs. Indiana on May 29, including a franchise-record 12 overtime points in the second OT ... named WNBA Player of the Week for games played May 21-30 ... had a season-high six steals on June 7 vs. Minnesota ... named WNBA Player of the Week for games played June 27-July 3 ... Cascade Dish & Assist award winner on July 5 ... named 2005 WNBA All-Star Game MVP after chalking up 15 points, four boards and two assists, leading the West to a 122-99 victory over the East in the WNBA All-Star Game on July 9 at Connecticut ... grabbed seven rebounds and was 11-of-11 from the free throw line on July 15 at Connecticut ... score a team-high 20 points with a season-high-tying six steals on July 17 at Charlotte ... scored a career-high 34 points with six rebounds, three assists and three steals on August 9 at Seattle ... the 34 points against the Storm also tied for the single-game high in the WNBA in 2005 (other: 34 by Deanna Nolan vs. New York on June 3 in OT) ... recorded 15 points, a season-high 13 rebounds and seven assists on August 25 at Phoenix.

**2004** : Averaged 14.8 points, 4.9 rebounds, 2.9 assists and 1.52 steals in 31 starts, topping the Comets in assists and steals per game ... reached 1,000 career rebounds on September 3, 2004 vs. Phoenix ... became the fifth player in WNBA history to reach 3,000 career points on June 18, 2004 vs. Seattle ... missed one game with a right ankle sprain (July 15 vs. Detroit) and two with a left ankle sprain (September 18 at Sacramento, September 19 at Phoenix) ... overall, finished eighth in the WNBA and second on the Comets in scoring average (14.8) ... was also third on the team in rebounds per game (4.9) ... scored in double-digits 25 times, including 20 points or more in six games ... registered 29 points in a 60-53 win at Charlotte on May 21 ... recorded her first of two double-doubles on June 5 vs. Los Angeles, scoring 10 points and hauling down 10 rebounds while dishing out six assists ... second double-double came in a 14-point, 12-rebound performance at San Antonio on June 12 ... tied her then career high of 33 points on 14 field goals made (25 FGA) vs. Seattle on June 18, marking the sixth 30-point game of her career ... had a season-high eight assists on September 9 at San Antonio.

**2003** : Voted WNBA Defensive Player of the Year ... selected to the All-WNBA Second Team ... notched 500th career assist vs. Minnesota on July 29, 2003 ... reached 2,500 career points on July 1, 2003 vs. Minnesota ... averaged 15.6 points, 4.6 rebounds, 3.9 assists and 2.48 steals in 31 games (30 starts) ... led the WNBA in steals per game (2.48) ... had at least one steal in 30 of her 31 games played ... ranked ninth in the league in points per game (15.6), tied for ninth in assists (3.9) and fourth in free throw percentage (.887) ... ranked second on the team in assists and blocks (0.84), and third in points and rebounds per game ... named WNBA Player of the Week for games played June 30-July 6 ... led the WNBA All-Star Balloting with 124,575 votes ... scored four points with four rebounds and four assists in the 2003 WNBA All-Star Game in New York ... scored in double-digits 27 times, including 20 points or more in seven games ... had her lone double-double on June 3 against Phoenix, recording 11 points and a career high-tying 10 assists ... missed three games with a sprained right ankle ... came off the bench in her first game back from the ankle injury, scoring 12 points and pulling down six rebounds at San Antonio on June 20 ... missed most of the first half with a concussion vs. Indiana on July 8 ... scored a season-high 29 points at Sacramento on July 18, including 12-of-12 free throws made with eight rebounds and seven assists ... recorded 44 steals (3.14 avg.) over the last 14 games of the season. Playoffs: Had 27 points and nine rebounds on August 29 at Sacramento in Game 1 of the 2003 WNBA Playoffs.



**2002** : Named WNBA Most Valuable Player and Defensive Player of the Year ... also earned First-Team All-WNBA ... surpassed 2,000 career points on June 30, 2002 at Los Angeles ... averaged 18.5 points, 4.9 rebounds, 3.3 assists and 2.75 steals in 32 starts ... ranked third in the WNBA in points per game (18.5), second in total steals (88) and steals per game (2.75), and was fourth in minutes played (36.1) ... led the Comets in points, assists, steals and total minutes ... hit 127-of-154 free throws on the season to rank sixth in the league in makes ... set the Comets record for steals in a season with 88, topping her previous team mark of 87 done in 2000 ... led or tied for top spot on team in scoring on 18 occasions and assists 15 times ... scored 20 points or more in 14 games, including the first back-to-back 30-point outings of her career (31 at Los Angeles on August 8 and 32 on August 10 vs. Sacramento) ... took an in-bound pass from Tina Thompson with 1.0 seconds left on the clock and hit a three-pointer as time expired for a 61-59 win over Phoenix on June 21 ... named WNBA Player of the Week for games played June 24-30 ... was the top vote-getter in WNBA All-Star Balloting with 97,631 votes ... recorded 11 points, six rebounds and two steals in the 2002 WNBA All-Star Game on July 15 ... tied her career high in assists with 10 and scored 19 points for a double-double on July 23 vs. Seattle ... hit 57-of-62 free throws (.919) in the last 12 games of the season, including streak on 31 consecutive makes (July 17-30). Playoffs: Led the Comets in scoring in each of the team's three games vs. Utah during the 2002 WNBA Playoffs, including a pair of 28-point performances in Game 2 (August 18) and Game 3 (August 20).

**2001** : Missed the entire season after suffering a torn anterior cruciate ligament (ACL), as well as lateral meniscus (cartilage) in her left knee on April 23, 2001 ... underwent successful surgery to repair injury on May 1, 2001.

**2000** : Named the WNBA Player of the Year and Defensive Player of the Year ... led the WNBA in scoring with a career-high 20.7 points per game ... also led the WNBA in steals with a career-best 2.81 average ... posted 500th career rebound at Cleveland on July 20, 2000 ... topped the Comets in scoring 18 times and rebounding 10 times ... scored a season-high 31 points vs. Phoenix on June 3 ... also reached 30 points vs. Charlotte on July 7 ... set a career high with seven steals vs. Portland on June 30 ... hit a jumper with three seconds left to give Houston an overtime win at Detroit on July 21. Playoffs: Averaged 18.8 points and 5.7 rebounds per game ... scored a playoff career- high 31 points in Game 2 of the WNBA Finals vs. New York on August 26, 2000, including seven in overtime as the Comets clinched a fourth consecutive title.

**1999** : Ranked third in the WNBA with 18.3 points per game ... led the Comets with 2.38 steals and 1.44 blocks, which ranked fourth and fifth respectively in the league in those categories ... scored a career-high 33 points in overtime game at Utah on July 16 ... was the eighth player in the WNBA to reach the 1,000-point career plateau, which she accomplished with a 15-point performance on August 8 at New York ... made WNBA history with the league's first triple-double (14 points, 15 rebounds, 10 assists) vs. Detroit on July 27 ... her 15 rebounds also marked a Comets franchise record. Playoffs: Averaged 14.7 points and 3.7 rebounds.

**1998** : Boosted her statistics to 15.6 points per game and 5.1 rebounds per game. Playoffs: Averaged 14.6 points and 10.0 rebounds per game ... in the overtime victory against Phoenix in Game 2 of the 1998 WNBA Finals, scored 14 points on 7-of-16 shooting from the field, pulled down 13 rebounds and dished out five assists, while recording two steals and two blocked shots.

**1997** : One of the WNBA's original players, being assigned to the Comets in the first player allocations on January 22, 1997 ... averaged 7.1 points and 1.7 rebounds in nine games ... missed the first 19 games of the inaugural season due to her pregnancy ... played her first WNBA game on August 7 vs. Phoenix.

**In the Playoffs** : Has posted career playoff averages of 16.1 points, 6.0 rebounds and 3.3 assists in 25 games ... Comets career playoff leader in free throw percentage (.867, 98-113) and total steals (56) ... has recorded three double-doubles in playoff action ... had 27 points and nine rebounds on August 29 at Sacramento in Game 1 of the 2003 WNBA Playoffs ... led the Comets in scoring in each of the team's three games vs. Utah during the 2002 WNBA Playoffs, including a pair of 28-point performances in Game 2 (August 18) and Game 3 (August 20) ... in 2000, averaged 18.8 points and 5.7 rebounds per game ... scored a playoff career- high 31 points in Game 2 of the WNBA Finals vs. New York on August 26, 2000, including seven in overtime as the Comets clinched a fourth consecutive title ... in 1999, averaged 14.7 points and 3.7 rebounds ... in 1998, averaged 14.6 points and 10.0 rebounds per game ... in the overtime victory against Phoenix in Game 2 of the 1998 WNBA Finals, scored 14 points on 7-of-16 shooting from the field, pulled down 13 rebounds and dished out five assists, while recording two steals and two blocked shots.

**Additional Basketball Experience** : Member of the 1996 and 2000 USA Women's Olympic Team that won gold medals in Atlanta and Sydney, respectively ... member of the undefeated USA Basketball Women's National Team that played 52 games around the world to prepare for the Olympics ... averaged 23.0 points per game while playing in Bari, Italy in 1993 ... averaged 0.1 points while playing in eight games of the 1994 World Championships ... played in four games of the 1994 Goodwill Games and averaged 10.8 points, 4.0 rebounds and 4.25 steals for the American squad ... member of the 1999 USA Women's National Team that finished 4-1 in the 1999 Winter European Tour ... was also part of the 1998 WNBA Touring Team and the U.S. Women's 1999 Winter European Tour Team.

**COLLEGE** : In two seasons, led Texas Tech to 58-8 record, including one NCAA title (1993) and two Southwest Conference titles ... ranked second in the nation with a 28.1 points per game average, and was named 1993 National Player of the Year two years after winning 1991 Junior College Player of the Year honors at South Plains (TX) Junior College ... also earned 1993 NCAA Final Four MVP honor after setting an NCAA Championship game record with 47 points in Texas Tech's 84-82 win over Ohio State ... her No. 22 was retired by Texas Tech on February 19, 1994.

**Sheryl Swoopes' Career WNBA Regular Season Statistics**

YEAR	TEAM	G	GS	MIN	FGM-A	3PM-A	FTM-A	OFF	DEF	REB	AST	STL	BLK	TO	PF	PTS
1997	HOU	9	0	129	25-53	4-16	10-14	6	9	15	7	7	4	4	5	64
1998	HOU	29	29	937	173-405	36-100	71-86	39	110	149	62	72	14	58	42	453
1999	HOU	32	32	1,100	226-489	33-98	100-122	48	154	202	127	76	46	83	57	585
2000	HOU	31	31	1,090	245-484	34-91	119-145	40	155	195	119	87	33	82	67	643
2002	HOU	32	32	1,154	221-509	23-80	127-154	30	128	158	107	88	23	87	50	592
2003	HOU	31	30	1,084	175-434	24-79	110-124	32	111	143	121	77	26	73	48	484
2004	HOU	31	31	1,070	181-429	20-65	77-90	38	115	153	91	47	16	59	56	459
2005	HOU	33	33	1,225	217-486	27-75	153-180	27	92	119	141	66	26	72	54	614
2006	HOU	31	31	1,111	180-436	25-90	97-127	34	149	183	115	64	9	74	46	482
2007	HOU	3	3	106	9-25	1-7	4-4	3	14	17	11	5	1	9	3	23
2008	SEA	29	25	706	75-192	14-63	41-59	26	100	126	60	43	9	31	44	205
CAREER		291	277	9,712	1,727-3,942	241-764	909-1,105	323	1,137	1,460	961	632	207	632	472	4,604

**Sheryl Swoopes' Career WNBA Playoff Statistics**

YEAR	TEAM	G	GS	MIN	FGM-A	3PM-A	FTM-A	OFF	DEF	REB	AST	STL	BLK	TO	PF	PTS
1997	HOU	2	0	14	0-5	0-2	0-0	1	2	3	0	0	1	0	1	0
1998	HOU	5	5	188	27-61	5-18	14-15	7	43	50	26	9	7	16	10	73
1999	HOU	6	6	216	29-81	4-13	26-28	7	15	22	7	14	3	12	9	88
2000	HOU	6	6	220	41-87	8-17	23-29	9	25	34	19	17	0	12	11	113
2002	HOU	3	3	127	25-63	3-9	20-25	10	12	22	17	12	2	8	7	73
2003	HOU	3	3	110	20-46	1-10	15-16	2	17	19	13	4	2	5	8	56
2005	HOU	5	5	189	35-87	5-14	17-21	8	20	28	19	7	2	15	17	92
2006	HOU	2	2	64	7-18	1-6	7-8	0	5	5	3	2	2	2	2	22
2008	SEA	3	2	72	8-25	2-10	8-9	3	7	10	3	6	0	5	7	26
CAREER		32	30	1,128	184-448	27-89	122-142	44	139	183	104	65	19	70	65	517




# ElizabethCAMBAGE

#8 • CENTER



HEIGHT 6'8"  
COLLEGE Australia  
WNBA EXPERIENCE R  
DRAFTED BY



Selected second overall by the Shock in the 2011 WNBA Draft.

In Australia, Cambage averaged 22.3 points, 8.2 rebounds and 2.7 blocks a game on 59 percent shooting from the field, leading the Bulleen Boomers to a championship in the Women's National Basketball League in 2010-11 while also being named the league's Most-Valuable-Player.

Against the top competition in the world at the FIBA Tournament, Cambage averaged 13.6 points, 5.4 rebounds, 1.0 block while shooting 70 percent from the field.

# KaylaPEDERSON

#14 • FORWARD



HEIGHT 6'4"  
COLLEGE Stanford  
WNBA EXPERIENCE R  
DRAFTED BY



Averaged 12.9 points, 8.0 rebounds and 3.2 assists on 47.3 percent from the field in 2010-11.

Finished her four-year career at Stanford averaging 13.0 points, 8.0 rebound while shooting 46.4 percent and 33.3 percent from three-point land.

In 2010-11, Pedersen was named to the All-Pac-10 Team while garnering an honorable mention on the Pac-10 All Defensive Team.

In 2009-10, was named to the All Final Four Team. Despite losing to Connecticut in the NCAA Finals, she posted 15 points and a career-high 18 rebounds while shooting 3-of-5 from three-point land on the big stage.



# Chastity REED

#0 • FORWARD

HEIGHT 6'1" COLLEGE Arkansas LR WNBA EXPERIENCE R

-Selected in the third round (25th overall) in the 2011 WNBA Draft

-First player in school history, male or female, to surpass 2,000 career points.

-In 2011, Reed led the Trojans in scoring and rebounding en route to being named the Sun Belt Conference Player of the Year and Sun Belt Conference Tournament Most Outstanding Player.



# Darxia MORRIS

#3 • POINT GUARD

HEIGHT 5'8" COLLEGE UCLA WNBA EXPERIENCE R

-Averaged 12.2 points, 3.2 rebounds, 2.5 assists and 1.8 steals while starting in all 33 games for the Bruins in 2010-11.

-Was one of 50 participants selected from the Shock's open tryout at the end of April to earn an invite to training camp.



# Miranda AYIM

#24 • FORWARD

HEIGHT 6'3" COLLEGE Pepperdine WNBA EXPERIENCE R

-Ayim averaged 11.6 points and 6.2 games in 119 games (100 starts) for Pepperdine including leading the team with 15.0 points and 6.7 rebounds during the 2009-10 season. She left Pepperdine fourth in blocks-per-game (1.5), fifth in field goals made (581), sixth in games played (119), sixth in minutes (3,334) and seventh in fields goals attempted (1,201)..

-Played on the U-21 and U-19 FIBA World Championships for the Canadian national teams.



## ALPHABETICAL ROSTER

24	Miranda Ayim	C	6-3		Pepperdine	R
8	Elizabeth Cambage	C	6-8	02/18/1991	Australia	R
4	Amber Holt	F	6-0	170 06/07/1985	Middle Tennessee State	3
33	Tiffany Jackson	F	6-3	185 04/26/1985	Texas	4
20	Marion Jones	G	5-10	150 10/12/1975	North Carolina	1
21	Jennifer Lacy	F	6-3	175 03/21/1983	Pepperdine	5
12	Ivory Latta	G	5-6	143 09/25/1984	North Carolina	4
7	Betty Lennox	G	5-8	143 12/04/1976	Louisiana Tech	11
32	Rashanda McCants	F	6-1	163 11/17/1986	North Carolina	2
3	Darxia Morris	G	5-8	10/09/1989	UCLA	R
14	Kayla Pedersen	F	6-4	04/14/1989	Stanford	R
0	Chastity Reed	F	6-1	03/28/1989	Arkansas-Little Rock	R
22	Sheryl Swoopes	G	6-0	145 03/25/1971	Texas Tech	11

## HEAD COACH

Nolan Richardson (College - Texas-El Paso)

## ASSISTANT COACHES

Wayne Stehlik (College - Nebraska Wesleyan)

Teresa Edwards (College - Langston)

## NUMERICAL ROSTER

0	Chastity Reed	F	6-1	03/28/1989	Arkansas-Little Rock	R
3	Darxia Morris	G	5-8	10/09/1989	UCLA	R
4	Amber Holt	F	6-0	170 06/07/1985	Middle Tennessee State	3
7	Betty Lennox	G	5-8	143 12/04/1976	Louisiana Tech	11
8	Elizabeth Cambage	C	6-8	02/18/1991	Australia	R
12	Ivory Latta	G	5-6	143 09/25/1984	North Carolina	4
14	Kayla Pedersen	F	6-4	04/14/1989	Stanford	R
20	Marion Jones	G	5-10	150 10/12/1975	North Carolina	1
21	Jennifer Lacy	F	6-3	175 03/21/1983	Pepperdine	5
22	Sheryl Swoopes	G	6-0	145 03/25/1971	Texas Tech	11
24	Miranda Ayim	C	6-3		Pepperdine	R
32	Rashanda McCants	F	6-1	163 11/17/1986	North Carolina	2
33	Tiffany Jackson	F	6-3	185 04/26/1985	Texas	4



**MARCH 10, 2010**

Marion Jones signed as a free agent

.....

**APRIL 7, 2010**

Amanda Thompson (Second Round, 19th overall), Vivian Frieson (Third Round, 31st overall) // Chante Black and Amber Holt were acquired in a 2010 Draft day deal where the Shock sent the seventh overall pick in 2010 and a second round pick in 2011 to the Connecticut Sun

**APRIL 14, 2010**

Shanna Crossley acquired from the San Antonio Silver Stars in exchange for Crystal Kelly

**APRIL 22, 2010**

Natasha Lacy signed as a free agent

**APR 28, 2010**

Christi Thomas signed as a free agent

.....

**MAY 5, 2010**

Third round pick Vivian Friesen released from the team

**MAY 12, 2010**

Christi Thomas and Ivory Latta released from the team

**MAY 27, 2010**

Shavonte Zellous traded to Indiana Fever in return for 2nd round pick in the 2011 WNBA draft

.....

**JUNE 1, 2010**

Sign free agent Ashley Walker

**JUNE 7, 2010**

Waived Ashley Walker and Amanda Thompson. Signed Kiesha Brown and Jennifer Lacy

**JUNE 14, 2010**

Traded Plenette Pierson to New York for Tiffany Jackson

.....

**JULY 5, 2010**

Waived rookie Natasha Lacy. Signed veteran guard Ivory Latta

**JULY 23, 2010**

Acquired Nicole Ohlde and a 2011 first round pick from the Mercury in exchange for Kara Braxton

**JULY 26, 2010**

Acquired Rashanda McCants from Minnesota in exchange for Alexis Hornbuckle

.....

**MARCH 28, 2011**

Shock signs Sheryl Swoopes

**APRIL 11, 2011**

Shock draft Elisabeth Cambage & Kayla Pedersen

**MAY 3, 2011**

Shock signs Betty Lennox





**2010 SEASON REVIEW**

TULSA SHOCK / MISCELLANEOUS STATISTICS

	RECORD	HOME	ROAD	OT
Overall	6-28	4-13	2-15	0-1
EASTERN	2-10	2-4	0-6	
WESTERN	4-18	2-9	2-9	0-1

TEAM WINNING & LOSING STREAKS:

OVERALL	HOME	ROAD
Win - 1	Win - 1	Loss- 9
Long: Win - 2	Win - 2	Win - 1
Loss- 12	Loss- 9	Loss- 9
Last:	Win -08/21 vsCHI 84-71	Win -08/21 vsCHI 84-71
	Loss-08/19 @ NY 85-95	Loss-08/14 vsLA 87-92
		Win -07/16 @ SA 75-70
		Loss-08/19 @ NY 85-95

	WON	LOST	OFFENSE	VSOPP	HOME ATTENDANCE
May	2	3	70+ 6-22	.500+ 2-11	17 Games
June	1	9	70< 0-6	.500< 4-16	81,811 Total
July	1	9	DEFENSE		4,812 Average
Aug.	2	7	70+ 6-27		7,806 High
Sep.	0	0	70< 0-1		

At Start Of:	OVERALL	HOME	ROAD	FG%	OVERALL	HOME	ROAD
2nd- Ahead:	5-6	3-2	2-4	-44%	1-21	0-8	1-13
Behind:	1-19	1-10	0-9	45-49%	1-5	1-3	0-2
Tied:	0-3	0-1	0-2	50-54%	4-2	3-2	1-0
3rd- Ahead:	4-6	3-2	1-4	55-59%	0-0	0-0	0-0
Behind:	2-20	1-9	1-11	+60%	0-0	0-0	0-0
Tied:	0-2	0-2	0-0				
4th- Ahead:	4-3	3-1	1-2				
Behind:	2-25	1-12	1-13				
Tied:	0-0	0-0	0-0				

TULSA SHOCK

DATE	OPPONENT	TEAM/OPP	HOME	ROAD	TOTAL	HIGH SCORING	HIGH REBOUNDS	HIGH ASSISTS	OPP. SCORING	ATTEN.
May 15	MINNESOTA	L 74-80	0-1	0-0	0-1	Holt-16	Black-10	N. Lacy-5	Houston-21	7,806
May 20	SAN ANTONIO	L 74-83	0-2	0-0	0-2	Braxton-15	Braxton-6	Zellous-4	Young-23	4,636
							Holt-6			
May 23	@Minnesota	W 94- 82	0-2	1-0	1-2	Pierson-14	Black-17	N. Lacy-7	Houston-23	6,822
						Zellous-14				
May 25	PHOENIX	L 96-110	0-3	1-0	1-3	Holt-20	Black-12	N. Lacy-7	Taurasi-35	4,100
May 29	INDIANA	W 79- 74	1-3	1-0	2-3	Holt-16	Black-11	N. Lacy-5	Catchings-15	4,005
Jun 4	MINNESOTA	W 92- 79	2-3	1-0	3-3	Robinson-20	Black-11	N. Lacy-6	Brunson-23	4,521
Jun 5	@Chicago	L 70- 95	2-3	1-1	3-4	Crossley-20	Braxton-9	N. Lacy-7	Fowles-32	4,549
Jun 11	@San Antonio	L 75- 87	2-3	1-2	3-5	Braxton-14	Black-9	N. Lacy-5	Holdsclaw-19	7,076
Jun 12	@Phoenix	L 84-116	2-3	1-3	3-6	Crossley-17	Hornbuckle-8	Braxton-4	Dupree-18	6,580
								Crossley-3	Taurasi-18	
Jun 18	@Minnesota	L 67- 78	2-3	1-4	3-7	Brown-14	Braxton-7	Crossley-3	Augustus-27	6,953
								N.Lacy-3		
Jun 19	MINNESOTA	L 78- 92	2-4	1-4	3-8	Robinson-14	Jackson-6	Hornbuckle-4	Wiggins-19	5,013
								Robinson-4		
Jun 23	@Atlanta	L 90- 96	2-4	1-5	3-9	Robinson-17	Black-12	Brown-7	McCoughtry-29	9,598
Jun 25	NEW YORK	L 78- 92	2-5	1-5	3-10	J.Lacy-16	Black-9	Hornbuckle-3	Mitchell-20	4,554
								Robinson-3		
Jun 27	SEATTLE	L 72- 83	2-6	1-5	3-11	Robinson-16	Jackson-8	Brown-3	Jackson-24	4,865
								Jackson-3		
								J. Lacy-3		
Jun 29	CONNECTICUT	L 89-101	2-7	1-5	3-12	Robinson-19	Black-6	Brown-7	Gruda-17	3,649
									Lawson-17	
Jul 3	WASHINGTON	L 54- 69	2-8	1-5	3-13	Robinson-16	Black-5	Brown-2	Currie-17	3,516
							Jackson-5			
Jul 8	@Indiana	L 72-100	2-8	1-6	3-14	Holt-18	Black-12	Black-5	Catchings-24	7,077
Jul 13	LOS ANGELES	L 71- 87	2-9	1-6	3-15	Brown-14	Braxton-10	Latta-6	Thompson-24	7,073
Jul 16	@San Antonio	W 75- 70	2-9	2-6	4-15	Latta-15	Braxton-5	Latta-4	Holdsclaw-20	9,298
							Jackson-5			
							J.Lacy-5			
Jul 17	@Phoenix	L 88- 97	2-9	2-7	4-16	Robinson-15	Black-13	Brown-7	Taylor-29	8,564
Jul 20	@Los Angeles	L 83- 86(OT)	2-9	2-8	4-17	Robinson-19	Jackson-9	Latta-7	Milton-Jones-23	14,413
Jul 22	PHOENIX	L 91-123	2-10	2-8	4-18	Braxton-18	Jackson-9	Latta-6	Taurasi-26	3,333
Jul 25	@Seattle	L 59- 75	2-10	2-9	4-19	Crossley-19	Robinson-6	Brown-2	Jackson-16	9,686
								Jackson-2		
Jul 27	ATLANTA	L 89-105	2-11	2-9	4-20	Latta-23	Ohlde-7	Castro	Marques-23	3,800
						Latta-6				

Jul 30	SAN ANTONIO	L 85-101	2-12	2-9	4-21	Latta-19	Jackson-7	Brown-5	Hammon-22	5,203
Aug 1	@Washington	L 62-87	2-12	2-10	4-22	Jackson-14	Jackson-7	Brown-3	Currie-15	9,008
									K. Smith-15	
Aug 3	SEATTLE	W 84-75	3-12	2-10	5-22	Robinson-21	Jackson-5	Latta-7	Bird-19	3,697
Aug 6	@Los Angeles	L 70-77	3-12	2-11	5-23	Latta-16	Black-9	McCants-4	Milton-Jones-23	8,962
							Jackson-9			
Aug 7	@Seattle	L 65-111	3-12	2-12	5-24	Latta-14	Jackson-6	Jackson-2	Abrosimova-20	9,686
								Jones-2		
								Latta-2		
Aug 13	@San Antonio	L 74-94	3-12	2-13	5-25	Robinson-14	Jackson-5	Latta-5	Holdsclaw-18	10,244
Aug 14	LOS ANGELES	L 87-92	3-13	2-13	5-26	Latta-26	Jackson-13	Holt-4	Thompson-24	5,719
								Latta-4		
Aug 17	@Connecticut	L 62-90	3-13	2-14	5-27	Robinson-18	Holt-7	Holt-3	Montgomery-22	8,828
Aug 19	@New York	L 85-95	3-13	2-15	5-28	Crossley-21	Black-9	Jackson-4	Powell-20	8,766
								Robinson-4		
Aug 21	CHICAGO	W 84-71	4-13	2-15	6-28	Jackson-17	Jackson-9	Latta-5	Fowles-16	6,321
						Crossley-17				

## TULSA SHOCK 2010 REGULAR SEASON STATISTICS

PLAYER	G	GS	MIN	FG	FGA	PCT	FG	FGA	PCT	FT	FTA	PCT	OFF	DEF	TOT	AST	PF	DQ	STL	TO	BLK	PTS	AVG
Latta	18	16	517	78	185	.422	30	81	.370	38	49	.776	7	19	26	71	32	1	18	39	2	224	12.4
Pierson	8	1	126	38	71	.535	3	7	.429	18	21	.857	6	14	20	10	17	0	10	13	3	97	12.1
Robinson	34	33	836	145	361	.402	23	76	.303	92	130	.708	29	51	80	57	93	1	53	86	12	405	11.9
Crossley	30	16	639	105	260	.404	57	135	.422	24	30	.800	9	33	42	48	38	0	26	49	2	291	9.7
Braxton	22	16	369	90	180	.500	1	4	.250	23	36	.639	27	74	101	29	55	0	25	66	17	204	9.3
Holt	33	9	697	98	240	.408	27	86	.314	65	81	.802	28	73	101	59	51	0	30	37	7	288	8.7
J.Lacy	24	3	402	54	141	.383	17	44	.386	42	56	.750	26	46	72	19	56	1	19	34	7	167	7.0
Jackson (TOT)	34	17	718	79	200	.395	1	1	1.000	70	89	.787	54	118	172	38	63	0	40	60	9	229	6.7
Jackson (TUL)	25	17	593	69	173	.399	1	1	1.000	51	64	.797	49	95	144	34	49	0	34	53	8	190	7.6
N. Lacy	16	3	293	38	80	.475	3	12	.250	22	37	.595	5	32	37	56	30	0	23	38	3	101	6.3
Hornbuckle	15	10	316	31	83	.373	10	25	.400	15	18	.833	13	39	52	40	40	0	23	27	10	87	5.8
Brown	27	8	481	56	144	.389	18	46	.391	23	28	.821	9	44	53	64	37	0	15	40	0	153	5.7
McCants (TOT)	23	8	374	47	124	.379	16	55	.291	20	34	.588	25	28	53	25	52	0	15	20	5	130	5.7
McCants (TUL)	6	4	106	14	40	.350	5	18	.278	2	5	.400	4	8	12	9	15	0	5	6	3	35	5.8
Black	34	23	712	80	149	.537	0	0	---	17	49	.347	85	137	222	22	72	0	18	43	54	177	5.2
Ohlde (TOT)	32	9	524	62	140	.443	0	0	---	31	45	.689	22	61	83	27	67	2	11	41	17	155	4.8
Ohlde (TUL)	12	9	301	39	88	.443	0	0	---	17	22	.773	15	31	46	17	35	2	8	26	9	95	7.9
Zellous	4	1	67	5	31	.161	1	10	.100	5	6	.833	1	2	3	10	7	0	2	2	0	16	4.0
Jones	33	1	311	42	80	.525	2	8	.250	25	42	.595	29	24	53	19	33	0	18	23	7	111	3.4
Thompson	7	0	49	2	14	.143	0	0	---	7	10	.700	2	9	11	3	8	0	3	4	0	11	1.6
Walker	2	0	9	0	3	.000	0	1	.000	0	0	---	0	0	0	0	3	0	2	2	0	0	0.0
<b>SHOCK</b>	<b>34</b>	<b>-</b>	<b>6825</b>	<b>984</b>	<b>2323</b>	<b>.424</b>	<b>198</b>	<b>554</b>	<b>.357</b>	<b>486</b>	<b>684</b>	<b>.711</b>	<b>344</b>	<b>731</b>	<b>1075</b>	<b>567</b>	<b>671</b>	<b>5</b>	<b>332</b>	<b>616</b>	<b>144</b>	<b>2652</b>	<b>78.0</b>
<b>OPPONENTS</b>	<b>34</b>	<b>-</b>	<b>6825</b>	<b>1092</b>	<b>2324</b>	<b>.470</b>	<b>270</b>	<b>688</b>	<b>.392</b>	<b>599</b>	<b>759</b>	<b>.789</b>	<b>383</b>	<b>893</b>	<b>1276</b>	<b>722</b>	<b>656</b>	<b>5</b>	<b>340</b>	<b>602</b>	<b>145</b>	<b>3053</b>	<b>89.8</b>

PLAYER	SINGLE-GAME HIGHS -----						AVERAGE PER GAME -----						CAREER HIGHS (C=SET, T=TIED THIS SEASON)-											
	MIN	REB	AST	ST	TO	BL	PTS	MIN	REB	AST	STL	TO	BLK	PTS	FG	FGA	FT	FTA	REB	AST	PTS			
Latta	37	6	7	3	4	1	26	28.7	1.4	3.9	1.00	2.2	0.11	12.4	10C	19C	10	10T	6T	10	26T			
Pierson	25	4	3	4	4	3	18	15.8	2.5	1.3	1.25	1.6	0.38	12.1	11	20	13	19	14	5	26			
Robinson	33	6	4	6	6	3	21	24.6	2.4	1.7	1.56	2.5	0.35	11.9	7C	18C	8T	14	6C	4T	21C			
Crossley	33	5	4	4	5	1	21	21.3	1.4	1.6	0.87	1.6	0.07	9.7	9	17	6T	6T	5T	4C	26			
Braxton	24	10	4	5	6	4	18	16.8	4.6	1.3	1.14	3.0	0.77	9.3	12	19C	8	11	13	4T	26			
Holt	32	7	4	3	4	2	20	21.1	3.1	1.8	0.91	1.1	0.21	8.7	7T	14	8C	9C	8	8	20C			
J.Lacy	26	6	3	3	4	2	16	16.8	3.0	0.8	0.79	1.4	0.29	7.0	7	14C	7C	8C	10	3T	18			
Jackson (TOT)	35	13	4	3	4	2	17	21.1	5.1	1.1	1.18	1.8	0.26	6.7	8	12	7C	9	13C	5	21			
Jackson (TUL)	35	13	4	3	4	2	17	23.7	5.8	1.4	1.36	2.1	0.32	7.6										
N. Lacy	32	8	7	4	5	1	15	18.3	2.3	3.5	1.44	2.4	0.19	6.3	7C	11C	6C	9C	8C	7C	15C			
Hornbuckle	30	8	6	3	4	3	12	21.1	3.5	2.7	1.53	1.8	0.67	5.8	6	12	6	10	15	7	14			
Brown	32	4	7	2	4	0	14	17.8	2.0	2.4	0.56	1.5	0.00	5.7	6T	11C	8	8	9	11	18			
McCants (TOT)	31	7	4	3	4	2	18	16.3	2.3	1.1	0.65	0.9	0.22	5.7	6T	17	4C	6T	8	4T	18C			
McCants (TUL)	31	4	4	3	2	2	8	17.7	2.0	1.5	0.83	1.0	0.50	5.8										
Black	30	17	5	2	3	6	12	20.9	6.5	0.6	0.53	1.3	1.59	5.2	5T	10C	4	6C	17C	5C	12C			
Ohlde (TOT)	37	8	3	2	5	3	16	16.4	2.6	0.8	0.34	1.3	0.53	4.8	9	18	13	15	14	8	25			
Ohlde (TUL)	37	7	3	2	5	3	16	25.1	3.8	1.4	0.67	2.2	0.75	7.9										
Zellous	24	2	4	1	1	0	14	16.8	0.8	2.5	0.50	0.5	0.00	4.0	8	20	17	19	7	6	25			
Jones	24	6	3	2	2	2	14	9.4	1.6	0.6	0.55	0.7	0.21	3.4	6C	9C	4C	7C	6C	3C	14C			
Thompson	11	3	1	1	2	0	4	7.0	1.6	0.4	0.43	0.6	0.00	1.6	2C	5C	4C	6C	3C	1C	4C			
Walker	6	0	0	2	1	0	0	4.5	0.0	0.0	1.00	1.0	0.00	0.0	3	12	4	4	6	2	11			
SHOCK	225	41	25	16	29	12	96	200.7	31.6	16.7	9.76	18.1	4.24	78.0	42	94	40	54	55	28	111			
OPPONENTS	225	57	30	22	26	12	123	200.7	37.5	21.2	10.00		17.7	4.26	89.8	46C	87	35	47	570C	31	123C		

## 2010 HIGH GAMES

PLAYER	MINUTES	FIELD	FREE	REBOUNDS			TOTAL	ASSISTS	STEALS	BLOCKED		POINTS
		GOALS	THROWS	OFFENSIVE	DEFENSIVE					TURNOVERS	SHOTS	
CHANTE BLACK	30C(2) JUN. 5 at Chi.	5T MAY. 25 vs Phoe.	2(4) JUL. 20 at L.A.	8C MAY. 23 at Minn.	10C MAY. 25 vs Phoe.	17C MAY. 23 at Minn.	5C JUL. 8 at Ind.	2T(5) AUG. 13 at S.A.	3T(2) JUL. 16 at S.A.	6C MAY. 23 at Minn.	12C MAY. 25 vs Phoe.	
KARA BRAXTON	24 JUN. 5 at Chi.	8 JUL. 22 vs Phoe.	4 JUN. 11 at S.A.	5 JUL. 13 vs L.A.	6(3) JUN. 18 at Minn.	10 JUL. 13 vs L.A.	4T(3) JUL. 22 vs Phoe.	5T JUL. 8 at Ind.	6(2) JUL. 13 vs L.A.	4T JUN. 18 at Minn.	18 JUL. 22 vs Phoe.	
KIESHA BROWN	32 JUN. 23 at Atl.	6T(2) JUN. 29 vs Conn.	4(2) AUG. 7 at Sea.	1(9) AUG. 21 vs Chi.	4(2) AUG. 6 at L.A.	4(5) AUG. 13 at S.A.	7(3) JUL. 17 at Phoe.	2(3) JUL. 25 at Sea.	4(2) JUN. 25 vs N.Y.	0	14(2) JUL. 13 vs L.A.	
SHANNA CROSSLEY	33 JUN. 5 at Chi.	7(2) JUL. 25 at Sea.	6T AUG. 19 at N.Y.	2T AUG. 17 at Conn.	3(4) AUG. 21 vs Chi.	5T AUG. 17 at Conn.	4C(2) JUN. 12 at Phoe.	4C JUL. 3 vs Wash.	5 AUG. 14 vs L.A.	1T(2) JUL. 30 vs S.A.	21 AUG. 19 at N.Y.	
AMBER HOLT	32T MAY. 20 vs S.A.	7T JUL. 8 at Ind.	8C MAY. 25 vs Phoe.	3(2) AUG. 17 at Conn.	5(2) JUN. 18 at Minn.	7 AUG. 17 at Conn.	4(3) AUG. 14 vs L.A.	3C(2) JUL. 25 at Sea.	4C AUG. 21 vs Chi.	2T JUN. 23 at Atl.	20C MAY. 25 vs Phoe.	
ALEXIS HORNBUCKLE	30 JUN. 25 vs N.Y.	4(4) JUN. 27 vs Sea.	4 JUN. 18 at Minn.	3 JUN. 12 at Phoe.	5(2) JUN. 12 at Phoe.	8 JUN. 12 at Phoe.	6(2) JUN. 23 at Atl.	3(4) JUN. 27 vs Sea.	4 JUL. 3 vs Wash.	3C JUN. 25 vs N.Y.	12 JUN. 19 vs Minn.	
TIFFANY JACKSON N.Y.-Tul.	35C JUN. 27 vs Sea.	7 AUG. 21 vs Chi.	7C JUN. 8 at Chi.	7C AUG. 14 vs L.A.	7 JUN. 27 vs Sea.	13C AUG. 14 vs L.A.	4(2) AUG. 19 at N.Y.	3T(4) AUG. 21 vs Chi.	4(5) AUG. 6 at L.A.	2(2) JUL. 8 at Ind.	17 AUG. 21 vs Chi.	
TIFFANY JACKSON Tul.	35C JUN. 27 vs Sea.	7 AUG. 21 vs Chi.	6(2) AUG. 1 at Wash.	7C AUG. 14 vs L.A.	7 JUN. 27 vs Sea.	13C AUG. 14 vs L.A.	4(2) AUG. 19 at N.Y.	3T(4) AUG. 21 vs Chi.	4(5) AUG. 6 at L.A.	2(2) JUL. 8 at Ind.	17 AUG. 21 vs Chi.	
MARION JONES	24C(2) AUG. 21 vs Chi.	6C AUG. 21 vs Chi.	4C(2) JUN. 25 vs N.Y.	4C AUG. 19 at N.Y.	3C AUG. 21 vs Chi.	6C(2) AUG. 21 vs Chi.	3C(2) JUL. 20 at L.A.	2C(3) AUG. 17 at Conn.	2C(4) AUG. 17 at Conn.	2C JUN. 25 vs N.Y.	14C AUG. 21 vs Chi.	
JENNIFER LACY	26 JUL. 20 at L.A.	5(5) JUL. 22 vs Phoe.	7C JUL. 3 vs Wash.	4T(2) JUL. 20 at L.A.	5 JUN. 18 at Minn.	6(2) JUL. 20 at L.A.	3T JUN. 27 vs Sea.	3C(2) JUN. 25 vs N.Y.	4T JUL. 30 vs S.A.	2T JUL. 22 vs Phoe.	16 JUN. 25 vs N.Y.	
NATASHA LACY	32C JUN. 4 vs Minn.	7C MAY. 29 vs Ind.	6C MAY. 15 vs Minn.	2C MAY. 25 vs Phoe.	6C MAY. 25 vs Phoe.	8C MAY. 25 vs Phoe.	7C(3) JUN. 5 at Chi.	4C MAY. 23 at Minn.	5C(3) JUN. 18 at Minn.	1C(3) JUN. 19 vs Minn.	15C MAY. 29 vs Ind.	
IVORY LATTA	37T AUG. 19 at N.Y.	10C AUG. 14 vs L.A.	7 JUL. 27 vs Atl.	2T AUG. 3 vs Sea.	5T JUL. 20 at L.A.	6T JUL. 20 at L.A.	7(2) AUG. 3 vs Sea.	3(2) AUG. 13 at S.A.	4(2) JUL. 27 vs Atl.	1T(2) AUG. 19 at N.Y.	26T AUG. 14 vs L.A.	
RASHANDA MCCANTS Min.-Tul.	31T AUG. 3 vs Sea.	6T(3) MAY. 27 at Conn.	4C MAY. 16 vs Wash.	4 MAY. 29 vs Chi.	4(2) AUG. 3 vs Sea.	7 MAY. 27 at Conn.	4T AUG. 6 at L.A.	3(2) AUG. 6 at L.A.	4C JUN. 4 at Tulsa	2 AUG. 3 vs Sea.	18C MAY. 16 vs Wash.	
RASHANDA MCCANTS Tul.	31T AUG. 3 vs Sea.	3(3) AUG. 13 at S.A.	1(2) AUG. 13 at S.A.	1(4) AUG. 13 at S.A.	4 AUG. 3 vs Sea.	4 AUG. 3 vs Sea.	4T AUG. 6 at L.A.	3 AUG. 6 at L.A.	2(2) AUG. 6 at L.A.	2 AUG. 3 vs Sea.	8 AUG. 13 at S.A.	
NICOLE OHLDE Pho.-Tul.	37 AUG. 3 vs Sea.	7 JUL. 27 vs Atl.	6 AUG. 14 vs L.A.	4 JUL. 27 vs Atl.	8 JUL. 22 at Tulsa	8 JUL. 22 at Tulsa	3(4) AUG. 21 vs Chi.	2(2) AUG. 7 at Sea.	5 AUG. 3 vs Sea.	3 AUG. 14 vs L.A.	16 AUG. 14 vs L.A.	



----- PLAYER	FIELD MINUTES	FREE GOALS	----- THROWS	REBOUNDS OFFENSIVE	----- DEFENSIVE	BLOCKED TOTAL	ASSISTS	STEALS	TURNOVERS	SHOTS	POINTS
NICOLE OHLE Tul.	37 AUG.3 vs Sea.	7 JUL.27 vs Atl.	6 AUG.14 vs L.A.	4 JUL.27 vs Atl.	4(2) AUG.21 vs Chi.	7 JUL.27 vs Atl.	3(3) AUG.21 vs Chi.	2(2) AUG.7 at Sea.	5 AUG.3 vs Sea.	3 AUG.14 vs L.A.	16 AUG.14 vs L.A.
PLENETTE PIERSON -----	25 JUN.4 vs Minn.	7 JUN.4 vs Minn.	4 JUN.4 vs Minn.	2 JUN.5 at Chi.	3(2) JUN.4 vs Minn.	4(2) JUN.4 vs Minn.	3 MAY.23 at Minn.	4T MAY.23 at Minn.	4 JUN.11 at S.A.	3 JUN.4 vs Minn.	18 JUN.4 vs Minn.
SCHOLANDA ROBINSON -----	33C JUL.3 vs Wash.	7C(4) AUG.3 vs Sea.	8T JUL.3 vs Wash.	4C JUL.17 at Phoe.	5C JUL.27 vs Atl.	6C(2) JUL.27 vs Atl.	4T(5) AUG.21 vs Chi.	6C JUN.23 at Atl.	6T(2) AUG.3 vs Sea.	3C AUG.19 at N.Y.	21C AUG.3 vs Sea.
AMANDA THOMPSON -----	11C MAY.23 at Minn.	2C MAY.23 at Minn.	4C JUN.5 at Chi.	2C MAY.20 vs S.A.	2C(3) MAY.25 vs Phoe.	3C MAY.20 vs S.A.	1C(3) JUN.4 vs Minn.	1C(3) JUN.5 vs Minn.	2C(2) JUN.5 at Chi.	0C JUN.5 at Chi.	4C(2) JUN.5 at Chi.
ASHLEY WALKER -----	6 JUN.5 at Chi.	0	0	0	0	0	0	2C JUN.5 at Chi.	1(2) JUN.5 at Chi.	0	0
SHAVONTE ZELOUS -----	24 MAY.20 vs S.A.	4 MAY.23 at Minn.	5 MAY.23 at Minn.	1 MAY.23 at Minn.	1(2) MAY.23 at Minn.	2 MAY.23 at Minn.	4 MAY.20 vs S.A.	1(2) MAY.23 at Minn.	1(2) MAY.23 at Minn.	0	14 MAY.23 at Minn.
SHOCK High Games -----	225 JUL.20 at L.A.	37 MAY.25 vs Phoe.	25(2) JUL.17 vs Sea.	18 JUL.17 at Phoe.	32 JUN.18 at Minn.	41 JUL.20 at L.A.	25 MAY.25 vs Phoe.	16 JUN.23 at Atl.	29 JUN.11 at S.A.	12 MAY.23 at Minn.	96 MAY.25 vs Phoe.
SHOCK Low Games -----	200(33) AUG.21 vs Chi.	16 JUL.3 vs Wash.	4 JUL.25 at Sea.	4(2) AUG.3 vs Sea.	14 JUN.5 at Chi.	21 AUG.7 at Sea.	3 JUL.3 vs Wash.	4 JUN.12 at Phoe.	10 MAY.20 vs S.A.	0(2) AUG.17 at Conn.	54 JUL.3 vs Wash.
OPPONENTS High Games -----	225 JUL.20 at L.A.	46 JUL.22 vs Phoe.	27 MAY.23 at Minn.	23 AUG.7 at Sea.	35 JUL.8 at Ind.	57 AUG.7 at Sea.	30 JUL.22 vs Phoe.	22 JUN.11 at S.A.	26 AUG.3 vs Sea.	12 JUL.8 at Ind.	123 JUL.22 vs Phoe.
OPPONENTS Low Games -----	200 (33) AUG.21 vs Chi.	24(3) JUL.3 vs Wash.	10 JUN.19 vs Minn.	3 JUN.25 vs N.Y.	15 JUN.19 vs Minn.	26 JUL.30 vs S.A.	12(3) AUG.3 vs Sea.	4(2) JUN.29 vs Conn.	9 JUN.12 at Phoe.	0 JUL.16 at S.A.	69 JUL.3 vs Wash.

"C" indicates a new career-high, "T" a tied career-high.

Numbers in parentheses indicate the number of games in which a player or team has reached a given total (if more than one).

## 2010 TOP INDIVIDUAL PERFORMANCES

### Tulsa Shock

POINTS	26	Ivory Latta v. LA 8/14
POINTS (OT GAME)	3	Scholanda Robinson @ LA 7/20
PTS (1st Quart.)	10	Scholanda Robinson v. Seattle 6/27
PTS (2nd Quart.)	9	Twice
PTS (3rd Quart.)	12	Scholanda Robinson v. Seattle 8/3
PTS (4th Quart.)	15	Kara Braxton v. San Antonio 5/20
PTS (HALF)	19	Ivory Latta, v. LA 8/14
MINs	37.15	Ivory Latta, v. New York 8/19
FGM	10	Ivory Latta, v LA 8/14
FGA	19	Twice
3-PT FGM	5	Four Times
3-PT FGA	9	Shanna Crossley, vs. MN 5/15
FTM	8	Amber Holt, vs. PHX 5/25
FTA	10	twice
OFF REBOUNDS	8	Chante Black, @ MN 5/23
DEF REBOUNDS	10	Chante Black, vs. PHX 5/25

### Opponents

35	Diana Taurasi, vs. PHX 5/25
3	Two, v LA 7/20
15	E. DeSouza @ ATL 6/23
15	T. Catchings @ Ind 7/8
13	Twice
10	Three Times
22	Angel McCoughtry @ ATL 6/23
37.59	Tanisha Wright, vs Sea 6/27
12	Sylvia Fowles / C. Dupree
22	Angel McCoughtry @ ATL 6/23
8	Diana Taurasi, vs. PHX 5/25
13	Diana Taurasi, vs. PHX 5/25
12	Lindsay Whalen @ MN 5/23
12	Four Times
7	Twice
14	Michelle Snow, vs. SA 5/20



## 2010 TOP INDIVIDUAL PERFORMANCES (CONT.)

	Tulsa Shock	Opponents
TOTAL REBS	17 Chante Black, @ MN 5/23	15 Michelle Snow, vs. SA 5/20
ASTS	7 5 Times	13 Twice @ LA 8/6
STLS	6 Scholanda Robinson @ ATL 6/23	7 E. Lawson-Wade, vs. SA 6/11
TO	6 Twice	7 Twice @ MN 5/23, @ ATL 6/23
BLKS	6 Chante Black, @ MN 5/23	5 Twice, vs. MN 5/15, @ ATL 6/23

## 2010 SHOCK HIGHS & LOWS

	Shock Highs	Shock Lows
TOTAL POINTS	96, vs. Phoenix 5/25	54, vs. Washington 7/3
POINTS, FIRST HALF	53, vs. Phoenix 5/25	19, vs. Washington 7/3
POINTS, SECOND HALF	55, v. ATL 7/27	22 @ Minnesota 6/18
POINTS, FIRST QUARTER	30, @ Minnesota 5/23	9, Twice
POINTS, SECOND QUARTER	30, twice	4, vs. Washington 7/3
POINTS, THIRD QUARTER	27, twice	11 @ Seattle 7/25
POINTS, FOURTH QUARTER	28, v. ATL 7/27	9, @ Chicago 6/5
POINTS, OT PERIOD	7, @ LA 7/20	7, @ LA 7/20
FGM	37, vs. Phoenix 5/25	16, vs. Washington 7/3
FGA	86, @ Minnesota 5/23	54, V. Seattle 8/3
FG%	53.6, @ San Antonio 7/16	28%, vs. Washington 7/3
3-POINT FGM	10, vs. San Antonio 7/30	3, Four Times
3-POINT FGA	27, @ Seattle 8/7	7, vs. Washington 7/3
3-POINT FG%	53% @ Chicago Sky	19% @ Seattle 8/7
FTM	25, twice	4, @ Seattle 7/25
FTA	30, vs. Minnesota 5/15	4, @ Seattle 7/25
FT%	100%, @ Seattle 7/25	35.7% @ Indiana 7/8
OFF. REBOUNDS	18, @ Phoenix 7/17	4 twice
DEF. REBOUNDS	32 @ Minnesota 6/18	14 @ Chicago 6/5
TOTAL REBS	41, twice	21, @ Seattle 8/7
ASSISTS	25, vs. Phoenix 5/25	3, vs. Washington 7/3
STEALS	16, @ Atlanta 6/23	4, vs. Phoenix 6/11
TURNOVERS	28, v. San Antonio 6/11	10, vs. San Antonio 5/20
BLOCKED SHOTS	12, @ Minnesota 5/23	0, Twice

## 2010 OPPONENT HIGHS & LOWS

	Opponent Highs	Opponent Lows
TOTAL POINTS	123, vs. Phoenix 7/22	70, @ San Antonio 7/16
POINTS, FIRST HALF	67, vs. Phoenix 7/22	26, @ Los Angeles 8/6
POINTS, SECOND HALF	57, @ Phoenix 6/12	33, @ San Antonio 7/16
POINTS, FIRST QUARTER	35, vs. Phoenix 5/25	12, vs. Chicago 8/21
POINTS, SECOND QUARTER	36, vs. Phoenix 7/22	12, vs. Seattle 6/27
POINTS, THIRD QUARTER	32, vs. Phoenix 7/22	14, vs. Minnesota 6/4
POINTS, FOURTH QUARTER	30, vs. San Antonio 7/30	12 @ Seattle 7/25
POINTS, OT PERIOD	10, @ LA 7/20	10, @ LA 7/20
FGM	46, vs. Phoenix 7/22	24, twice
FGA	81, Three times	56, Twice
FG%	63.2%, vs. San Antonio 7/30	31.6% @ Minnesota 6/18
3-POINT FGM	16, vs. Phoenix 5/25	3, @ Los Angeles 8/6
3-POINT FGA	36, vs. Phoenix 5/25	11, vs. Chicago 8/21
3-POINT FG%	63.6%, vs. New York 6/25	14%, @ Los Angeles 8/6
FTM	27, @ Minnesota 5/23	10, vs. Minnesota 6/19
FTA	35, @ Minnesota 5/23	15, four times
FT%	100%, @ Phoenix 7/17	60% @ San Antonio 8/13
OFF. REBOUNDS	23, @ Seattle 8/7	3, vs. New York 6/25

## 2010 OPPONENT HIGHS & LOWS

DEF. REBOUNDS  
TOTAL REBS  
ASSISTS  
STEALS  
TURNOVERS  
BLOCKED SHOTS

### Opponent Highs

35, @ Indiana 7/8  
57, @ Seattle 8/7  
30, vs Phoenix, 7/22  
22, v. San Antonio 6/11  
24, Twice  
10, @ ATL 6/23

### Opponent Lows

15, vs. Minnesota 6/19  
26, vs San Antonio 7/30  
12, twice  
4, twice  
11, @ Washington 8/1  
0, @ San Antonio 7/16









**SHOCK HISTORY**

## A CHAMPIONSHIP TRADITION COMES TO TULSA...

On October 20, 2009, it was officially announced that the Detroit Shock would be moving to Tulsa for the 2010 WNBA season, and with the team came a historic winning tradition. Three WNBA championships (2003, 2006 and 2008), four conference championships and seven consecutive playoff appearances accompany the team for its inaugural season in Tulsa.

Five players from last year's Shock team made the trip to Tulsa: Plenette Pierson, Olayinka Sanni, Kara Braxton, Alexis Hornbuckle and Shavonte Zellous. Pierson, a former sixth woman of the year in Detroit and a seven year veteran, played on two Shock championship teams (2006 and 2008) and has become the natural leader of the newly assembled Shock team in Tulsa.

Pierson's front court mate from Detroit, Kara Braxton, is looking to improve upon a career season in 2009 in Detroit. Along with Sanni, the three front court work horses are joined about the young and dynamic duo of Hornbuckle and Zellous who are looking to make the jump into the WNBA elite this year.

With much of the other components of the roster overturned, a new team will take the floor in 2010, but the championship aspirations will remain as the team embarks on a new journey with a new identity but with the same expectation – winning.



## YEAR-BY-YEAR RESULTS

YEAR	REGULAR SEASON	PLAYOFFS
1998	17-13	Did Not Qualify
1999	15-17	Lost in First Round to Charlotte
2000	14-18	Did Not Qualify
2001	10-22	Did Not Qualify
2002	9-23	Did Not Qualify
2003	25-9	WNBA Champions (defeated Los Angeles)
2004	17-17	Lost in First Round to New York
2005	16-18	Lost in First Round to Connecticut
2006	23-11	WNBA Champions (defeated Sacramento)
2007	24-10	Lost in WNBA Finals to Phoenix
2008	22-12	WNBA Champions (defeated San Antonio)
2009	18-16	Lost in Eastern Conference Finals to Indiana
2010		



## 2008 SHOCK CUMULATIVE STATS

PLAYER	G	GS	MIN	FIELD GOALS			3-POINT FG			FREETHROWS			REBOUNDS			PF	DQ	ST	TO	BLK	PTS	AVG	
				FGM	FGA	PCT	3P	3PA	PCT	FTM	FTA	PCT	OR	DR	REB								
Nolan	34	34	1144	216	465	.465	43	115	.374	63	73	.863	26	107	133	150	68	1	42	73	10	538	15.8
K. Smith	34	34	1152	157	410	.383	76	211	.360	110	124	.887	10	84	94	137	70	0	32	80	3	500	14.7
McWilliams-Frank	33	33	1048	174	344	.506	8	26	.308	66	85	.776	76	162	238	54	80	0	47	84	30	422	12.8
McWilliams-Frank	7	7	185	27	64	.422	1	1	1.000	20	22	.909	17	30	47	13	18	0	3	9	5	75	10.7
Pierson	28	0	649	122	267	.457	0	2	.000	88	117	.752	64	72	136	63	99	1	24	48	34	332	11.9
Ford	24	24	637	89	185	.481	0	0	---	65	116	.560	74	134	208	22	70	0	24	23	9	243	10.1
Braxton	33	10	590	107	258	.415	0	2	.000	81	109	.743	48	120	168	27	84	1	14	54	24	295	8.9
Humphrey	22	16	297	62	124	.500	15	39	.385	21	22	.955	25	38	63	22	59	2	13	24	6	160	7.3
Hornbuckle	34	0	747	63	178	.354	16	45	.356	42	66	.636	53	85	138	71	97	1	79	49	10	184	5.4
Lovelace (TOT)	22	9	302	38	96	.396	12	29	.414	13	19	.684	21	40	61	16	40	2	18	22	10	101	4.6
Lovelace (DET)	7	2	44	2	7	.286	2	5	.400	4	6	.667	1	6	7	1	6	0	1	4	0	10	1.4
Powell	16	16	313	24	49	.490	1	2	.500	9	12	.750	18	32	50	35	21	0	6	18	1	58	3.6
Sanni	31	9	325	41	82	.500	0	1	.000	24	37	.649	26	38	64	6	59	0	11	40	7	106	3.4
Sam	32	15	478	34	110	.309	6	21	.286	18	26	.692	29	62	91	38	36	0	19	31	3	92	2.9
Murphy	13	3	122	12	40	.300	5	19	.263	4	6	.667	8	13	21	7	16	0	6	9	2	33	2.5
Shields (TOT)	10	0	55	8	29	.276	3	11	.273	5	8	.625	0	3	3	3	6	0	2	7	0	24	2.4
Shields (DET)	7	0	44	8	22	.364	3	9	.333	3	4	.750	0	3	3	2	3	0	1	6	0	22	3.1
Schumacher	7	0	89	6	16	.375	0	2	.000	2	2	1.000	4	16	20	5	13	0	2	8	3	14	2.0
Thomas	7	0	40	4	15	.267	0	2	.000	0	0	---	2	3	5	1	3	0	1	2	1	8	1.1
Givens	3	0	10	0	2	.000	0	0	---	2	2	1.000	0	0	0	2	2	0	0	2	0	2	0.7
Lieberman	1	0	9	0	1	.000	0	0	---	0	0	---	0	0	0	2	0	0	0	2	0	0	0.0
W. Smith	1	0	0	0	0	---	0	0	---	0	0	---	0	0	0	0	0	0	0	0	0	0	0.0
SHOCK	34		6875	874	2295	.424	168	476	.353	556	744	.747	405	843	1248	604	724	6	278	496	118	2672	78.6
OPPONENTS	34		6875	872	2151	.405	215	616	.349	563	740	.761	324	761	1085	520	762	8	229	572	119	2522	74.2

## 2008 GAME-BY-GAME RESULTS

DATE	OPPONENT	W/L	TEAM/OPP	HOME	ROAD	TOTAL	HIGH SCORING	HIGH REBOUNDS	HIGH ASSISTS	OPPONENT HIGH SCORING	ATTENDANCE
May 17	HOUSTON	W	85-66	1-0	0-0	1-0	Smith 21	Ford 11	Ford 4	Thompson 17	13,824*
May 18	@ Minnesota	L	70-84	1-0	0-1	1-1	Smith 17	Ford 9	Nolan 6	Houston 21	9,972
May 21	INDIANA	W	76-71	2-0	0-1	2-1	Braxton 22	Ford 10	Nolan 8	Douglas 26	6,842
May 23	@ Atlanta	W	88-76	2-0	1-1	3-1	Nolan 33	Ford 13	Nolan 8	Lennox 21	10,185
May 25	NEW YORK	W	72-62	3-0	1-1	4-1	Pierson 25	Powell/Braxton 7	Nolan 7	Jackson/Willis 12	8,068
May 31	@ Indiana	W	74-65	3-0	2-1	5-1	Smith 19	Ford/Pierson 8	Powell/Nolan 3	White 14	9,219
Jun 4	SEATTLE	W	77-67	4-0	2-1	6-1	Smith 33	Ford 11	Nolan 8	Jackson 27	8,108
Jun 6	@ Sacramento	W	84-70	4-0	3-1	7-1	Smith 30	Three tied 6	Nolan 8	Powell 17	6,663
Jun 7	@ Seattle	L	67-75	4-0	3-2	7-2	Smith 18	Pierson 10	Hornbuckle/Pierson 3	Jackson 24	7,105
Jun 11	@ Los Angeles	L	73-80	4-0	3-3	7-3	Smith 16	Smith/Pierson 7	Smith 4	Leslie 17	8,520
Jun 14	@ Phoenix	W	89-79	4-0	4-3	8-3	Humphrey 28	Hornbuckle 15	Nolan 8	Pondexter 28	7,696
Jun 20	MINNESOTA	W	98-93	5-0	4-3	9-3	Nolan 44	Ford 14	Pierson 4	Augustus 26	8,916
Jun 22	@ Atlanta	W	97-76	5-0	5-3	10-3	Ford 20	Ford 12	Nolan 7	Latta 26	7,865
Jun 24	@ Connecticut	L	68-85	5-0	5-4	10-4	Nolan 17	Ford 11	Smith 4	Jones 20	7,501
Jun 26	CONNECTICUT	W	70-61	6-0	5-4	11-4	Nolan 13	Ford 9	Smith 5	Jones 14	8,636
Jun 28	@ Chicago	L	59-76	6-0	5-5	11-5	Murphy 13	Ford 8	Sam/Hornbuckle 4	Dupree 18	3,407
Jun 29	ATLANTA	W	100-92	7-0	5-5	12-5	Braxton 26	Braxton 9	Nolan 11	Young 26	8,798
Jul 1	@ San Antonio	W	79-72	7-0	6-5	12-6	Smith 17	Ford/Sam 8	Smith 9	Young 27	5,656
Jul 8	CONNECTICUT	W	88-82	8-0	6-5	13-6	Pierson 23	Braxton 8	Nolan 8	Jones 21	7,623
Jul 11	WASHINGTON	W	79-66	9-0	6-5	14-6	Smith 23	Ford/Braxton 7	Nolan 4	Miller 15	8,596
Jul 12	@ New York	L	64-74	9-0	6-6	14-7	Smith/Pierson 13	Ford 12	Nolan 4	Christon 19	8,661
Jul 16	CHICAGO	W	66-63	10-0	6-6	15-7	Ford 14	Pierson 8	Nolan & Smith 4	Perkins 26	15,210*
Jul 18	@ Washington	W	99-62	10-0	7-6	16-7	Nolan 26	Braxton/Hornbuckle 6	Sam 8	McWilliams-Franklin 13	6,834
Jul 20	SACRAMENTO	L	85-88	10-1	7-6	16-8	Nolan 27	Ford 10	Smith 6	Brunson 18	9,138
Jul 22	LOS ANGELES	L	81-84	10-2	7-6	16-9	Smith 20	Ford 9	Smith/Hornbuckle 5	Parker 21	12,930*
Jul 24	@ Houston	L	61-79	10-2	7-7	16-10	Nolan 23	Nolan & Sam 9	Nolan 4	Hodges 18	7,261
Jul 27	SAN ANTONIO	L	64-76	10-3	7-7	16-11	Nolan 25	Braxton 9	Smith 6	Hammon 23	9,537
Aug 29	NEW YORK	W	83-69	11-3	7-7	17-11	Nolan 26	Two tied 7	Smith 6	McCarville 21	11,516*
Aug 31	@ Chicago	L	81-82	11-3	7-8	17-12	Smith 23	McWilliams-Franklin 11	Nolan 6	Dupree 24	4,197
Sept 5	INDIANA	W	90-68	12-3	7-8	18-12	Pierson 20	Pierson 6	Two tied 4	Catchings 20	9,287
Sept 6	@ Washington	W	84-69	12-3	8-8	19-12	McWilliams-Franklin 21	Nolan 10	Smith 8	Currie 15	9,976
Sept 9	PHOENIX	W	89-78	13-3	8-8	20-12	Nolan 18	Three tied 8	Smith & Pierson 5	Pondexter 23	7,495
Sept 11	WASHINGTON	W	78-66	14-3	8-8	21-12	Nolan 17	McWilliams-Franklin 8	Smith 6	Currie/Beard 16	8,145
Sept 14	@ New York	W	61-59	14-3	9-8	22-12	Nolan/Pierson 11	Nolan & Hornbuckle 7	Powell 4	Larkins 13	10,042



## 2008 SHOCK CUMULATIVE PLAYOFF STATS

PLAYER	G	GS	MIN	FIELD GOALS			3-POINT FG			FREE THROWS			REBOUNDS			AST	PF	DQ	ST	TO	BLK	PTS	AVG
				FGM	FGA	PCT	3P	3PA	PCT	FTM	FTA	PCT	OR	DR	REB								
Nolan	9	9	349	56	156	.359	15	44	.341	31	33	.939	8	33	41	26	24	0	19	24	3	158	17.6
K.Smith	9	9	309	48	117	.410	17	48	.354	25	33	.758	4	32	36	22	21	0	4	16	1	138	15.3
McWilliams-Frank	9	9	293	48	98	.490	1	2	.500	19	22	.864	19	44	63	19	22	0	9	17	12	116	12.9
Braxton	9	9	180	32	64	.500	0	0	---	13	20	.650	20	28	48	9	22	0	4	17	5	77	8.6
Pierson	6	0	107	18	38	.474	0	0	---	11	13	.846	7	11	18	10	12	0	4	11	2	47	7.8
Hornbuckle	9	0	220	18	42	.429	6	16	.375	15	20	.750	12	32	44	19	21	0	11	12	7	57	6.3
Powell	9	9	171	10	17	.588	0	0	---	9	11	.818	3	18	21	18	29	1	6	13	0	29	3.2
Sanni	9	0	66	7	16	.438	0	0	---	2	4	.500	5	11	16	3	11	0	3	4	0	16	1.8
Schumacher	8	0	95	7	16	.438	0	2	.000	0	0	---	5	19	24	3	13	0	1	3	3	14	1.8
Sam	6	0	30	2	7	.286	0	0	---	2	2	1.000	1	2	3	0	2	0	1	0	0	6	1.0
Shields	3	0	4	1	5	.200	0	0	---	0	0	---	0	0	0	1	2	0	1	0	0	2	0.7
TEAM	9	-	1825	247	576	.429	39	112	.348	127	158	.804	84	230	314	130	179	1	63	122	33	660	73.3
OPPONENTS	9	-	1825	215	558	.385	45	160	.281	125	159	.786	63	202	265	123	161	0	56	128	27	600	66.7

## 2008 PLAYOFF GAME-BY-GAME RESULTS

DATE	OPPONENT	W/L	TEAM/OPP	HOME	ROAD	TOTAL	HIGH SCORING	HIGH REBOUNDS	HIGH ASSISTS	OPPONENT HIGH SCORING	ATTENDANCE
Sept 19	@ Indiana	W	81-72	0-0	1-0	1-0	Nolan 22	Two tied 7	Powell/Smith 3	Catchings/Hoffman 19	7,613
Sept 21	Indiana	L	82-89	0-1	1-0	1-1	Nolan/Pierson 16	Pierson/Powell 7	Pierson 5	Catchings 27	8,219
Sept 23	Indiana	W	80-61	1-1	1-0	2-1	Nolan 21	Hornbuckle 8	Two tied 4	Sutton-Brown 20	8,296
Sept 26	@ New York	L	56-60	1-1	1-1	2-2	Nolan 22	Two tied 7	Four tied 2	McCarville 17	14,711
Sept 28	New York	W	64-55	2-1	1-1	3-2	Nolan 22	McWilliams-Franklin 11	Four tied 2	Christon 16	7,965
Sept 29	New York	W	75-73	3-1	1-1	4-2	Nolan 21	McWilliams-Franklin 8	Nolan/Smith 3	McCarville 21	7,429
Oct 1	@ San Antonio	W	77-69	3-1	2-1	5-2	Smith 25	Smith 9	Hornbuckle 5	Young 21	9,380
Oct 3	@ San Antonio	W	69-61	3-1	3-1	6-2	Smith 22	Nolan 7	Smith 6	Hammon 24	16,012
Oct 5	San Antonio	W	76-60	4-1	3-1	7-2	Smith 18	Braxton/Hornbuckle 9	Nolan/Hornbuckle 5	Wauters 19	8,952



## 2007 SHOCK CUMULATIVE STATS

PLAYER	G	GS	MIN	FIELD GOALS			3-POINT FG			FREE THROWS			REBOUNDS				PF	DQ	ST	TO	BLK	PTS	AVG
				FGM	FGA	PCT	3P	3PA	PCT	FTM	FTA	PCT	OR	DR	REB	AST							
Nolan	34	34	1175	221	480	.460	46	117	.393	65	79	.823	35	113	148	132	69	0	49	82	12	553	16.3
K. Smith	34	34	1166	128	355	.361	61	196	.311	133	157	.847	18	110	128	124	81	0	42	59	3	450	13.2
Ford	15	15	460	71	143	.497	0	0	---	53	83	.639	48	120	168	22	54	0	28	42	11	195	13.0
Pierson	34	0	858	149	312	.478	0	5	.000	98	130	.754	70	127	197	59	110	5	26	79	29	396	11.6
Cash	31	31	959	126	307	.410	0	3	.000	92	121	.760	54	135	189	79	70	0	19	81	13	344	11.1
Braxton	31	20	545	84	188	.447	0	0	---	39	58	.672	54	112	166	16	91	2	14	62	16	207	6.7
Johnson	33	8	559	57	166	.343	29	70	.414	50	61	.820	18	43	61	56	68	0	20	40	2	193	5.8
Feenstra	34	12	447	69	131	.527	0	0	---	39	53	.736	55	111	166	7	77	1	7	40	25	177	5.2
Walker	2	1	43	3	7	.429	0	0	---	1	3	.333	0	6	6	1	8	1	1	6	2	7	3.5
Latta	31	1	221	34	87	.391	22	49	.449	3	7	.429	4	15	19	20	24	0	8	16	2	93	3.0
Mills	5	1	51	6	21	.286	0	0	---	3	4	.750	10	8	18	2	11	0	0	6	0	15	3.0
Powell	32	12	323	22	54	.407	0	0	---	16	23	.696	11	23	34	44	33	0	12	29	2	60	1.9
T. Smith	1	0	7	0	2	.000	0	0	---	1	2	.500	1	1	2	0	0	0	1	0	0	1	1.0
Tillis (TOT)	11	1	34	2	8	.250	0	2	.000	0	0	---	2	6	8	1	6	0	0	11	0	4	0.4
Tillis (DET)	8	1	26	2	6	.333	0	2	.000	0	0	---	2	5	7	1	3	0	0	7	0	4	0.5
Sanders	6	0	9	0	2	.000	0	0	---	2	4	.500	0	2	2	0	3	0	0	2	0	2	0.3
<b>SHOCK</b>	<b>34</b>		<b>6850</b>	<b>972</b>	<b>2261</b>	<b>.430</b>	<b>158</b>	<b>442</b>	<b>.357</b>	<b>595</b>	<b>785</b>	<b>.758</b>	<b>380</b>	<b>931</b>	<b>1311</b>	<b>563</b>	<b>702</b>	<b>9</b>	<b>227</b>	<b>564</b>	<b>117</b>	<b>2697</b>	<b>79.3</b>
<b>OPPONENTS</b>	<b>34</b>		<b>6850</b>	<b>895</b>	<b>2262</b>	<b>.396</b>	<b>203</b>	<b>610</b>	<b>.333</b>	<b>547</b>	<b>718</b>	<b>.762</b>	<b>309</b>	<b>780</b>	<b>1089</b>	<b>546</b>	<b>767</b>	<b>10</b>	<b>276</b>	<b>529</b>	<b>117</b>	<b>2540</b>	<b>74.7</b>

## 2007 GAME-BY-GAME RESULTS

DATE	OPPONENT	W/L	TEAM/OPP	HOME	ROAD	TOTAL	HIGH SCORING	HIGH REBOUNDS	HIGH ASSISTS	OPPONENT HIGH SCORING	ATTENDANCE
May 19	SACRAMENTO	W	75-68	1-0	0-0	1-0	Pierson-22	Pierson-8	Three Tied-4	Lawson/Newton-14	13,689
May 22	MINNESOTA	W	85-75	2-0	0-0	2-0	Nolan-21	K. Smith-8	K. Smith-6	Augustus-19	7,421
May 30	WASHINGTON	W	94-79	3-0	0-0	3-0	Cash-21	Ford-9	Nolan-8	Milton-Jones-18	7,915
Jun 2	@ Houston	W	77-71	3-0	1-0	4-0	K. Smith-17	Ford-14	K. Smith-5	Snow/Thompson-20	8,249
Jun 8	@ New York	W	67-57	3-0	2-0	5-0	Nolan-17	Ford-11	Nolan/K. Smith-4	Christon-18	7,320
Jun 10	@ Connecticut	W	79-74	3-0	3-0	6-0	K. Smith-23	Ford-13	Cash-5	Jones-20	7,724
Jun 15	CONNECTICUT	W	75-72	4-0	3-0	7-0	Nolan-18	Ford-16	K. Smith-10	Sales-18	8,484
Jun 16	INDIANA	L	67-77	4-1	3-0	7-1	Feenstra/Nolan-14	Feenstra-11	Pierson-4	Catchings-26	8,812
Jun 18	@ Los Angeles	W	79-73	4-1	4-0	8-1	K. Smith-18	K. Smith-9	Cash-7	L. Thomas-19	7,520
Jun 20	@ Seattle	W	87-71	4-1	5-0	9-1	K. Smith-23	Pierson-8	Nolan/K. Smith-5	Burse-21	7,335
Jun 22	@ Phoenix	W	87-84	4-1	6-0	10-1	Johnson-23	Braxton-12	Nolan-5	Taylor-23	6,614
Jun 23	@ Sacramento	L	75-85	4-1	6-1	10-2	Nolan-23	Braxton-9	Powell-6	Robinson-13	11,309
Jun 27	CONNECTICUT	W	77-74	5-1	6-1	11-2	Cash-18	Cash-13	Nolan/K. Smith-4	Jones-16	8,521
Jun 29	@ Washington	L	64-65	5-1	6-2	11-3	Nolan-26	Cash-10	K. Smith-5	Milton-Jones-19	7,407
Jul 1	SAN ANTONIO	L	68-71	5-2	6-2	11-4	Nolan-24	Ford-12	K. Smith-5	Buescher-23	8,963
Jul 6	NEW YORK	L	81-82(OT)	5-3	6-2	11-5	Ford-22	Ford-18	Nolan-8	McCarville-18	8,949
Jul 8	PHOENIX	W	111-82	6-3	6-2	12-5	K. Smith-20	Pierson-14	Johnson-8	Ta. Smith-16	9,156
Jul 10	CHICAGO	W	92-84	7-3	6-2	13-5	Cash-20	Ford/Pierson-10	Nolan-7	Perkins-22	8,975
Jul 12	@ Chicago	W	78-65	7-3	7-2	14-5	Nolan-18	Ford/Pierson-9	K. Smith-4	Perkins-17	3,085
Jul 18	NEW YORK	W	87-82(OT)	8-3	7-2	15-5	Nolan-21	Ford-18	Nolan-7	McCarville/Battle-17	14,109
Jul 20	@ Indiana	W	89-80	8-3	8-2	16-5	K. Smith-28	Ford-11	K. Smith-4	Sutton-Brown-16	9,210
Jul 21	WASHINGTON	W	66-58	9-3	8-2	17-5	K. Smith-13	K. Smith-11	Cash/Pierson-3	Beard-16	8,655
Jul 24	@ Connecticut	W	92-88	9-3	9-2	18-5	Nolan-36	Braxton-10	Nolan-7	Whalen-33	8,192
Jul 26	CHICAGO	L	73-83	9-4	9-2	18-6	Feenstra/Latta-13	Feenstra-8	Nolan-3	Dupree-24	9,238
Jul 28	@ Washington	W	76-64	9-4	10-2	19-6	K. Smith-21	Cash-10	Nolan-4	Milton-Jones-17	8,700
Jul 29	LOS ANGELES	W	75-73	10-4	10-2	20-6	Pierson-21	Cash-10	Cash/Nolan-4	McWilliams-Frank-16	11,425
Jul 31	@ San Antonio	W	84-79	10-4	11-2	21-6	Pierson-22	K. Smith-7	Nolan/K. Smith-3	Hammon-26	8,267
Aug 3	@ Chicago	W	66-60	10-4	12-2	22-6	Pierson-15	Cash/Feenstra-8	Cash/K. Smith-6	Perkins-19	4,635
Aug 9	SEATTLE	W	97-70	11-4	12-2	23-6	Nolan-18	Feenstra-10	Nolan-7	Castro Marques-24	9,355
Aug 11	INDIANA	W	74-69	12-4	12-2	24-6	Nolan-26	Nolan-10	Pierson/K. Smith-5	White-15	10,857
Aug 12	@ New York	L	84-85	12-4	12-3	24-7	Nolan-19	Feenstra-13	K. Smith/Powell-3	Jackson-16	11,247
Aug 14	HOUSTON	L	73-81	12-5	12-3	24-8	Nolan-20	Mills-9	Nolan-5	Thompson-25	11,214
Aug 16	@ Minnesota	L	77-87	12-5	12-4	24-9	Latta-15	Feenstra/Pierson-10	Powell-5	Abrosimova-25	5,318
Aug 19	@ Indiana	L	66-72	12-5	12-5	24-10	Johnson/Pierson-13	Feenstra-7	Johnson-3	Whitmore-18	8,899

## 2007 SHOCK CUMULATIVE PLAYOFF STATS

PLAYER	G	GS	MIN	FIELD GOALS			3-POINT FG			FREE THROWS			REBOUNDS			AST	PF	DQ	ST	TO	BLK	PTS	AVG
				FGM	FGA	PCT	3P	3PA	PCT	FTM	FTA	PCT	OR	DR	REB								
INolan	11	11	412	80	188	.426	21	47	.447	27	30	.900	10	59	69	45	29	0	9	22	3	208	18.9
K. Smith	11	11	393	45	132	.341	25	73	.342	19	25	.760	7	28	35	40	32	1	8	25	2	134	12.2
Pierson	11	1	281	46	109	.422	1	2	.500	30	41	.732	32	47	79	18	43	2	7	28	12	123	11.2
Cash	11	11	277	41	91	.451	0	3	.000	13	23	.565	16	26	42	18	23	0	5	18	2	95	8.6
Braxton	11	0	170	30	64	.469	0	1	.000	17	24	.708	21	39	60	5	29	0	3	20	8	77	7.0
Ford	10	8	228	27	65	.415	0	1	.000	15	33	.455	33	59	92	4	32	0	5	14	3	69	6.9
Feenstra	11	9	130	24	42	.571	0	0	---	9	14	.643	16	29	45	1	16	0	2	13	5	57	5.2
Johnson	11	1	186	19	53	.358	9	26	.346	10	13	.769	8	17	25	28	13	0	5	13	2	57	5.2
Latta	10	0	47	5	19	.263	5	15	.333	4	6	.667	0	3	3	3	3	0	2	2	0	19	1.9
Walker	5	0	9	2	3	.667	0	0	---	2	3	.667	1	4	5	1	2	0	0	0	0	6	1.2
Powell	11	3	94	3	9	.333	0	0	---	4	4	1.000	2	9	11	12	8	0	5	8	0	10	0.9
T. Smith	1	0	0	0	0	---	0	0	---	0	0	---	0	0	0	0	0	0	0	0	0	0	0.0
<b>TEAM</b>	<b>11</b>		<b>2225</b>	<b>322</b>	<b>775</b>	<b>.415</b>	<b>61</b>	<b>168</b>	<b>.363</b>	<b>150</b>	<b>216</b>	<b>.694</b>	<b>146</b>	<b>320</b>	<b>466</b>	<b>175</b>	<b>230</b>	<b>3</b>	<b>51</b>	<b>165</b>	<b>37</b>	<b>855</b>	<b>77.7</b>
<b>OPPONENTS</b>	<b>11</b>		<b>2225</b>	<b>303</b>	<b>766</b>	<b>.396</b>	<b>90</b>	<b>271</b>	<b>.332</b>	<b>189</b>	<b>249</b>	<b>.759</b>	<b>110</b>	<b>274</b>	<b>384</b>	<b>179</b>	<b>213</b>	<b>1</b>	<b>87</b>	<b>126</b>	<b>46</b>	<b>885</b>	<b>80.5</b>

## 2007 PLAYOFF GAME-BY-GAME RESULTS

DATE	OPPONENT	W/L	TEAM/OPP	HOME	ROAD	TOTAL	HIGH SCORING	HIGH REBOUNDS	HIGH ASSISTS	OPPONENT HIGH SCORING	ATTENDANCE
Aug 24	@ New York	L	51-73	0-0	0-1	0-1	Nolan-16	Pierson-8	Three tied-2	Christon-16	9,976
Aug 26	NEW YORK	W	76-73	1-0	0-1	1-1	Nolan-16	Pierson-12	K. Smith-6	Christon/McCarville-19	9,896
Aug 28	NEW YORK	W	71-70 (OT)	2-0	0-1	2-1	Nolan-22	Ford-10	Nolan-6	Kraagveld-16	10,654
Aug 31	@ Indiana	L	65-75	2-0	0-2	2-2	Pierson-19	Ford-11	Nolan-6	Catchings-22	9,623
Sep 2	INDIANA	W	77-63	3-0	0-2	3-2	Nolan-24	Cash/Pierson-9	Nolan/K. Smith-6	DeForge-13	10,153
Sep 3	INDIANA	W	81-65	4-0	0-2	4-2	Nolan-30	Ford-15	K. Smith-7	Sutton-Brown-17	9,856
Sep 5	PHOENIX	W	108-100	5-0	0-2	5-2	Pierson-26	Braxton-12	Johnson/K. Smith-4	Taylor-32	10,513
Sep 8	PHOENIX	L	70-98	5-1	0-2	5-3	Nolan-12	Braxton-9	Johnson/Pierson-3	Taurasi-30	16,752
Sep 11	@ Phoenix	W	88-83	5-1	1-2	6-3	K. Smith-22	Ford-13	Nolan-6	Taurasi-22	12,024
Sep 13	@ Phoenix	L	76-77	5-1	1-3	6-4	Pierson-23	Ford-14	Nolan-5	Pondexter-26	12,813
Sep 16	PHOENIX	L	92-108	5-2	1-3	6-5	Nolan-27	K. Smith-6	Johnson-8	Taylor-30	22,076



## 2006 SHOCK CUMULATIVE STATS

PLAYER	G	GS	MIN	FIELD GOALS			3-POINT FG			FREE THROWS			REBOUNDS				PF	DQ	ST	TO	BLK	PTS	AVG
				FGM	FGA	PCT	3P	3PA	PCT	FTM	FTA	PCT	OR	DR	REB	AST							
C. Ford	32	32	920	157	315	0.498	0	0	0.000	129	199	0.648	130	233	363	45	114	0	38	58	25	443	13.8
D. Nolan	34	34	1088	172	425	0.405	39	113	0.345	85	100	0.850	32	121	153	124	79	1	47	86	11	468	13.8
K. Smith	34	34	1137	123	302	0.407	59	161	0.366	93	102	0.912	19	73	92	112	78	0	25	65	4	398	11.7
S. Cash	34	34	990	124	323	0.384	1	13	0.077	109	143	0.762	63	105	168	106	85	0	20	88	11	358	10.5
R. Riley	34	34	875	115	252	0.456	3	9	0.333	16	18	0.889	36	129	165	52	110	2	18	54	49	249	7.3
P. Pierson	34	0	565	82	180	0.456	0	3	0.000	56	80	0.700	44	88	132	24	84	0	18	37	14	220	6.5
K. Braxton	34	1	359	58	143	0.406	0	2	0.000	30	48	0.625	42	75	117	26	83	1	11	53	11	146	4.3
K. Holland-Corn	34	0	397	51	142	0.359	28	84	0.333	10	16	0.625	12	28	40	43	29	0	23	40	2	140	4.1
A. Williams	21	0	133	14	43	0.326	2	8	0.250	11	17	0.647	3	10	13	12	9	0	7	15	6	41	2.0
J. Batteast	26	1	178	15	54	0.278	2	14	0.143	4	7	0.571	13	12	25	7	21	0	2	4	3	36	1.4
E. Powell	11	0	120	3	16	0.188	0	2	0.000	8	14	0.571	7	6	13	15	9	0	3	8	0	14	1.3
S. Palie	10	0	40	5	25	0.200	2	5	0.400	0	0	0.000	4	0	4	6	9	0	1	10	1	12	1.2
I. Osipova	2	0	12	0	0	0.000	0	0	0.000	2	2	1.000	1	0	1	0	1	0	0	1	0	2	1.0
<b>SHOCK</b>	<b>34</b>		<b>6825</b>	<b>919</b>	<b>2220</b>	<b>0.414</b>	<b>136</b>	<b>414</b>	<b>0.329</b>	<b>553</b>	<b>746</b>	<b>0.741</b>	<b>406</b>	<b>880</b>	<b>1286</b>	<b>572</b>	<b>711</b>	<b>4</b>	<b>213</b>	<b>537</b>	<b>137</b>	<b>2527</b>	<b>74.3</b>
<b>OPPONENTS</b>	<b>34</b>		<b>6825</b>	<b>840</b>	<b>2164</b>	<b>0.388</b>	<b>175</b>	<b>561</b>	<b>0.312</b>	<b>529</b>	<b>702</b>	<b>0.754</b>	<b>324</b>	<b>760</b>	<b>1084</b>	<b>474</b>	<b>734</b>	<b>6</b>	<b>275</b>	<b>507</b>	<b>108</b>	<b>2384</b>	<b>70.1</b>

## 2006 GAME-BY-GAME RESULTS

DATE	OPPONENT	W/L	TEAM/OPP	HOME	ROAD	TOTAL	HIGH SCORING	HIGH REBOUNDS	HIGH ASSISTS	OPPONENT HIGH SCORING	ATTENDANCE
May 20	@ Indiana	L	60-67	0-0	0-1	0-1	Smith-19	Ford-8	Cash-Smith-3	Catchings-16	9312
May 24	Minnesota	W	78-69	1-0	0-1	1-1	Ford-17	Ford-14	Nolan-6	Augustus-15	10814
May 27	@ Connecticut	W	77-73 (OT)	1-0	1-1	2-1	Smith-23	Ford-11	Smith-8	Douglas-18	6738
Jun 1	New York	W	64-63	2-0	1-1	3-1	Cash-20	Ford-13	Nolan-6	Baker-Battle-18	7132
Jun 3	@ Washington	L	68-92	2-0	1-2	3-2	Cash-15	Pierson-Smith-5	Cash-Smith-3	Milton-Jones-21	5897
Jun 4	@ Chicago	W	81-66	2-0	2-2	4-2	Smith-21	Riley-14	Pierson-5	Lassiter-20	3135
Jun 7	@ Los Angeles	L	78-86	2-0	2-3	4-3	Riley-19	Ford-Cash-8	Nolan-6	Mabika-24	7796
Jun 9	@ Phoenix	L	79-93	2-0	2-4	4-4	Ford-20	Ford-15	Smith-4	Pondexter-27	6157
Jun 16	Indiana	W	71-63	3-0	2-4	5-4	Ford-15	Ford-18	Cash-8	Whitmore-19	10135
Jun 17	Houston	W	71-55	4-0	2-4	6-4	Nolan-20	Ford-12	Nolan-7	Swoopes-17	7430
Jun 22	@ Charlotte	W	86-74	4-0	3-4	7-4	Ford-24	Ford-14	Nolan-5	Sutton-Brown-Smith-18	6710
Jun 24	Washington	W	92-86	5-0	3-4	8-4	Cash-19	Nolan-8	Smith-9	Beard-20	6932
Jun 25	Charlotte	W	71-61	6-0	3-4	9-4	Nolan-26	Ford-18	Smith-5	Sutton-Brown-15	8514
Jun 27	@ San Antonio	W	63-59	6-0	4-4	10-4	Ford-22	Ford-19	Cash-5	Young-16	6287
Jun 29	@ Indiana	L	56-66	6-0	4-5	10-5	Riley-14	Ford-9	3 Tied with-3	Whitmore-22	5886
Jun 30	@ Connecticut	W	70-64	6-0	5-5	11-5	Smith-21	Ford-Nolan-8	Ford-Nolan-4	Jones-16	7003
Jul 6	Phoenix	L	76-91	6-1	5-5	11-6	Nolan-15	3 Tied with-9	Nolan-4	Pondexter-35	9832
Jul 7	@ Minnesota	W	92-80	6-1	6-5	12-6	Cash-19	Ford-9	Nolan-7	Augustus-26	5477
Jul 9	@ Houston	W	66-60	6-1	7-5	13-6	Riley-16	Ford-10	Cash-Hillnd-Corn-6	Swoopes-14	8947
Jul 16	San Antonio	W	77-67	7-1	7-5	14-6	Ford-20	Ford-17	Cash-6	Bibryzycka-14	9635
Jul 19	Charlotte	L	67-73	7-2	7-5	14-7	Pierson-19	Ford-6	Nolan-Smith-3	Sam-Smith-15	12985
Jul 21	Los Angeles	W	73-59	8-2	7-5	15-7	Cash-18	Ford-11	Nolan-Smith-6	Holdsclaw-20	8174
Jul 22	Chicago	W	89-70	9-2	7-5	16-7	Cash-17	Ford-9	Cash-Nolan-6	Dupree-Dales-12	10456
Jul 26	Sacramento	W	91-71	10-2	7-5	17-7	Ford-24	Ford-11	Nolan-7	Powell-14	9829
Jul 28	@ Seattle	W	77-67	10-2	8-5	18-7	Nolan-23	Ford-18	Cash-Nolan-3	Johnson-15	9686
Jul 30	@ Sacramento	L	61-94	10-2	8-6	18-8	Ford-Nolan-12	Ford-15	Powell-2	Brunson-18	7369
Aug 1	Indiana	W	70-66	11-2	8-6	19-8	Braxton-16	Ford-10	Nolan-Smith-6	Catchings-22	8654
Aug 3	@ New York	L	67-75	11-2	8-7	19-9	Cash-17	Ford-8	Smith-5	Farris-17	8640
Aug 4	@ Chicago	W	76-49	11-2	9-7	20-9	Pierson-Ford-15	Braxton-9	Nolan-Powell-4	Lovell-10	3455
Aug 6	New York	W	65-53	12-2	9-7	21-9	Ford-24	Ford-11	Smith-5	Baker-Moore-10	10835
Aug 8	Seattle	L	79-81	12-3	9-7	21-10	Smith-25	Ford-17	Cash-6	Bird-24	9783
Aug 10	Chicago	W	82-48	13-3	9-7	22-10	Nolan-22	Braxton-12	Holland-Corn-7	Dupree-12	11226
Aug 11	@ Washington	L	66-78	13-3	9-8	22-11	Nolan-Smith-12	Ford-8	Braxton-4	Milton-Jones-23	9128
Aug 13	Connecticut	W	88-65	14-3	9-8	23-11	Nolan-19	Ford-12	Nolan-6	McWilliams-Franklin-13	11558



## 2006 SHOCK CUMULATIVE PLAYOFF STATS

PLAYER				FIELD GOALS			3-POINT FG			FREE THROWS			REBOUNDS			PF	DQ	ST	TO	BLK	PTS	AVG	
	G	GS	MIN	FGM	FGA	PCT	3P	3PA	PCT	FTM	FTA	PCT	OR	DR	REB								
Nolan	10	10	355	72	148	0.486	9	21	0.429	25	30	0.833	8	33	41	39	19	0	16	27	2	178	17.8
Smith	10	10	368	51	117	0.436	20	50	0.400	25	34	0.735	7	18	25	40	29	0	5	24	0	147	14.7
Ford	10	10	284	46	88	0.523	0	0	0.000	42	56	0.750	33	70	103	12	40	0	13	19	7	134	13.4
Pierson	10	0	196	26	61	0.426	0	0	0.000	36	51	0.706	17	37	54	17	27	0	6	14	9	88	8.8
Cash	10	10	262	29	80	0.363	0	3	0.000	18	25	0.720	19	42	61	32	22	0	3	22	3	76	7.6
Braxton	10	0	128	22	52	0.423	0	0	0.000	6	11	0.545	8	20	28	6	27	0	8	18	4	50	5.0
Riley	10	10	222	20	52	0.385	0	0	0.000	4	4	1.000	12	20	32	5	27	0	5	15	13	44	4.4
Powell	9	0	108	9	19	0.474	0	1	0.000	3	7	0.429	3	6	9	11	16	0	6	13	0	21	2.3
Williams	7	0	28	5	12	0.417	0	2	0.000	0	0	0.000	3	1	4	0	4	0	2	1	10	1.4	
Batteast	4	0	11	0	2	0.000	0	1	0.000	0	0	0.000	0	0	0	1	1	0	0	0	0	0.0	
Holland-Corn	8	0	39	0	8	0.000	0	6	0.000	0	0	0.000	1	2	3	5	5	0	1	4	0	0.0	
SHOCK	10		2000	280	639	0.438	29	84	0.345	159	218	0.729	111	249	360	168	217	0	65	163	39	748	74.8
OPPONENTS	10		2000	256	665	0.385	55	149	0.369	137	187	0.733	106	204	310	131	211	2	73	146	38	704	70.4

## 2006 PLAYOFF GAME-BY-GAME RESULTS

DATE	OPPONENT	W/L	TEAM/OPP	HOME	ROAD	TOTAL	HIGH SCORING	HIGH REBOUNDS	HIGH ASSISTS	OPPONENT HIGH SCORING	ATTENDANCE
Aug 17	@ Indiana	W	68-56	0-0	1-0	1-0	Nolan-18	Ford-10	Nolan/Smith-4	Catchings-17	7,261
Aug 19	Indiana	W	98-83	1-0	1-0	2-0	Ford-23	Ford-10	Cash-8	Whitmore-41	8,830
Aug 24	Connecticut	W	70-59	2-0	1-0	3-0	Nolan-21	Ford-23	Nolan-7	Phillips/Whalen-13	9,476
Aug 26	@ Connecticut	L	68-77	2-0	1-1	3-1	Nolan-27	Ford-8	Smith-7	McWilliams-Franklin-18	7,377
Aug 27	@ Connecticut	W	79-55	2-0	2-1	4-1	Cash/Smith-16	Ford/Cash-8	Nolan-5	McWilliams-Franklin-12	6,820
Aug 30	Sacramento	L	71-95	2-1	2-1	4-2	Ford-25	Ford-8	Nolan-5	Lawson-22	9,581
Sept 1	Sacramento	W	73-63	3-1	2-1	5-2	Nolan-21	Ford/Cash-8	Cash-5	Griffith-14	15,218
Sept 3	@ Sacramento	L	69-89	3-1	2-2	5-3	Nolan-22	Ford-8	Four tied-3	Griffith-15	14,253
Sept 6	@ Sacramento	W	72-52	3-1	3-2	6-3	Smith-22	Ford-10	Cash-3	Powell-13	14,213
Sept 9	Sacramento	W	80-75	4-1	3-2	7-3	Nolan-24	Ford-10	Smith-6	Lawson-17	19,671



## 2005 SHOCK CUMULATIVE STATS

PLAYER	G	GS	MIN	FIELD GOALS			3-POINT FG			FREE THROWS			REBOUNDS				PF	DQ	ST	TO	BLK	PTS	AVG
				FGM	FGA	PCT	3P	3PA	PCT	FTM	FTA	PCT	OR	DR	REB	AST							
Nolan	33	33	1213	184	462	0.398	28	90	0.311	128	160	0.800	31	125	156	121	64	0	55	100	14	524	15.9
Ford	33	33	932	120	279	0.430	0	0	0.000	73	150	0.487	113	209	322	26	143	6	33	69	46	313	9.5
Smith	13	9	394	40	107	0.374	18	55	0.327	26	34	0.765	11	17	28	26	27	0	5	17	3	124	9.5
Riley	33	33	855	100	267	0.375	3	12	0.250	48	60	0.800	43	113	156	39	131	4	23	68	46	251	7.6
Pierson	23	0	444	55	126	0.437	1	1	1.000	67	96	0.698	27	35	62	21	54	0	14	42	6	178	7.7
Braxton	33	2	455	97	210	0.462	0	1	0.000	33	60	0.550	42	58	100	14	78	0	18	52	13	227	6.9
Cash	21	21	458	48	126	0.381	2	10	0.200	21	32	0.656	42	46	88	43	44	1	12	47	6	119	5.7
Jones	21	0	329	46	113	0.407	18	37	0.486	15	19	0.789	8	23	31	23	42	0	13	23	2	125	6.0
Powell	29	21	671	62	142	0.437	0	2	0.000	39	65	0.600	25	55	80	77	62	0	29	51	4	163	5.6
Walker	12	11	241	25	52	0.481	0	0	0.000	9	12	0.750	16	31	47	13	15	0	6	16	10	59	4.9
Farris	34	1	444	25	73	0.342	0	0	0.000	33	54	0.611	31	53	84	19	55	0	8	43	1	83	2.4
Lambert	12	5	152	14	45	0.311	1	7	0.143	4	5	0.800	2	15	17	21	11	0	8	24	1	33	2.8
Ivey	12	0	102	5	23	0.217	3	12	0.250	1	1	1.000	5	7	12	10	14	0	6	5	0	14	1.2
Stinson	18	1	102	8	23	0.348	2	10	0.200	4	6	0.667	6	6	12	13	6	0	3	4	0	22	1.2
Thomas	17	0	133	2	12	0.167	0	1	0.000	8	20	0.400	10	10	20	8	15	0	8	3	3	12	0.7
SHOCK	34	6925	831	2060	0.403	76	238	0.319	509	774	0.658	412	803	1215	474	761	1	241	571	155	2247	66.1	
OPPONENTS	34	6925	784	1945	0.403	154	456	0.338	565	754	0.749	273	745	1018	473	744	1	272	520	136	2287	67.3	

## 2005 GAME-BY-GAME RESULTS

DATE	OPPONENT	W/L	TEAM/OPP	HOME	ROAD	TOTAL	HIGH SCORING	HIGH REBOUNDS	HIGH ASSISTS	OPPONENT HIGH SCORING	ATTENDANCE
May 21	CONNECTICUT	W	78-67	1-0	0-0	1-0	Braxton-18	Nolan-10	Nolan-11	McWilliams-Franklin-25	9245
May 22	@ New York	W	78-71	1-0	1-0	2-0	Nolan-17	Ford-18	Walker-3	Hammon-24	12543
May 24	San Antonio	W	74-65	2-0	1-0	3-0	Ford-15	Ford-12	Nolan-10	Thomas-Palmer-Daniel-16	5635
Jun 3	New York	W	68-66(OT)	3-0	1-0	4-0	Nolan-34	Ford-10	Powell-3	Robinson-13	8314
Jun 8	SEATTLE	L	61-76	3-1	1-0	4-1	Nolan-23	Ford-11	Nolan-4	Burse-18	5841
Jun 10	CHARLOTTE	W	69-55	4-1	1-0	5-1	Ford-Powell-12	Ford-10	Nolan-7	Miller-Sam-8	8405
Jun 12	@ New York	L	69-72	4-1	1-1	5-2	Ford-17	Ford-11	Nolan-Powell-2	Johnson-21	8789
Jun 15	@ Indiana	L	79-84(OT)	4-1	1-2	5-3	Nolan-32	Thomas-6	Powell-7	White-Catchings-20	7815
Jun 18	@ Connecticut	L	63-73	4-1	1-3	5-4	Jones-11	Walker-10	3 Tied with-2	Sales-17	7427
Jun 24	WASHINGTON	L	55-69	4-2	1-3	5-5	Nolan-16	4 Tied with-6	Powell-4	Johnson-15	8497
Jun 26	Los Angeles	W	79-73	5-2	1-3	6-5	Nolan-22	Ford-15	Powell-7	Whitmore-19	9135
Jul 1	SACRAMENTO	L	63-80	5-3	1-3	6-6	Pierson-22	Ford-12	Powell-6	Powell-17	10923
Jul 5	HOUSTON	L	66-75	5-4	1-3	6-7	Braxton-20	Braxton-8	Jones-Nolan-4	Swoopes-22	9945
Jul 7	@ Washington	W	76-62	5-4	2-3	7-7	Ford-15	Ford-18	Ford-Cash-4	Melvin-14	10910
Jul 13	@ Minnesota	L	61-71	5-4	2-4	7-8	Nolan-13	Riley-Nolan-6	Nolan-5	Abrosimova-22	12891
Jul 15	@ Indiana	L	57-62	5-4	2-5	7-9	Nolan-19	Ford-9	Nolan-3	Catchings-20	8507
Jul 17	INDIANA	L	58-59	5-5	2-5	7-10	Ford-18	Braxton-Nolan-8	Lambert-5	Catchings-21	9627
Jul 20	CONNECTICUT	W	66-57	6-5	2-5	8-10	Jones-Nolan-14	Ford-12	Riley-3	Sales-17	14932
Jul 23	@ Seattle	L	71-74	6-5	2-6	8-11	Nolan-22	Ford-16	Nolan-5	Jackson-21	8819
Jul 24	@ Sacramento	L	51-91	6-5	2-7	8-12	Braxton-11	Ford-8	Cash-5	Powell-25	7297
Jul 30	@ Connecticut	W	75-66	6-5	3-7	9-12	Nolan-19	Ford-13	Powell-5	Dydek-16	8401
Jul 31	PHOENIX	W	66-63	7-5	3-7	10-12	Braxton-16	Ford-10	Smith-3	DeForge-20	11130
Aug 2	@ Houston	L	61-62	7-5	3-8	10-13	Nolan-23	Nolan-10	Nolan-5	Swoopes-17	5225
Aug 6	@ Charlotte	L	73-82(2OT)	7-5	3-9	10-14	Nolan-20	Ford-14	Powell-4	Sam-26	5696
Aug 7	New York	W	72-67	8-5	3-9	11-14	Nolan-20	Cash-12	Nolan-Smith-4	Hammon-18	8941
Aug 9	CHARLOTTE	W	71-64	9-5	3-9	12-14	Smith-21	Ford-9	Cash-Powell-2	Smith-25	6303
Aug 11	MINNESOTA	W	72-66(OT)	10-5	3-9	13-14	Smith-13	Ford-13	Cash-3	Abrosimova-18	8845
Aug 13	@ San Antonio	W	60-59	10-5	4-9	14-14	Riley-20	Powell-6	Nolan-6	Ferdinand-21	6646
Aug 16	@ Phoenix	L	51-58	10-5	4-10	14-15	Smith-11	Cash-Riley-8	Nolan-4	DeForge-Stepanova-14	6239
Aug 19	@ Los Angeles	L	67-74	10-5	4-11	14-16	Nolan-21	Riley-9	Cash-Smith-4	Leslie-24	8324
Aug 21	WASHINGTON	W	66-52	11-5	4-11	15-16	Nolan-18	Ford-11	Nolan-6	Beard-20	11735
Aug 23	@ Charlotte	L	49-56	11-5	4-12	15-17	Nolan-14	Ford-16	Nolan-4	Miller-Sam-12	4036
Aug 25	INDIANA	W	55-40	12-5	4-12	16-17	Ford-14	Ford-10	Nolan-5	Catchings-13	11903
Aug 27	@ Washington	L	67-76	12-5	4-13	16-18	Pierson-20	Farris-10	Lambert-6	Koehn-Milton-Jones-15	9011

## 2005 SHOCK CUMULATIVE PLAYOFF STATS

PLAYER	G	GS	MIN	FIELD GOALS			3-POINT FG			FREE THROWS			REBOUNDS			AST	PF	DQ	ST	TO	BLK	PTS	AVG
				FGM	FGA	PCT	3P	3PA	PCT	FTM	FTA	PCT	OR	DR	REB								
Nolan	2	2	79	15	37	0.405	1	4	0.250	6	7	0.857	1	7	8	7	4	0	2	6	2	37	18.5
Smith	2	2	67	7	26	0.269	2	10	0.200	5	5	1.000	2	4	6	1	5	0	2	2	0	21	10.5
Ford	2	2	49	8	18	0.444	0	0	0	3	5	0.600	7	7	14	2	11	1	1	3	2	19	9.5
Riley	2	2	54	7	17	0.412	3	3	1.000	0	0	0	3	8	11	0	10	1	1	5	2	17	8.5
Cash	2	2	51	4	13	0.308	0	1	0	8	11	0.727	5	4	9	7	4	0	3	4	2	16	8.0
Braxton	2	0	36	5	18	0.278	0	0	0	5	6	0.833	4	3	7	2	5	0	0	3	0	15	7.5
Pierson	2	0	20	2	5	0.400	0	0	0	0	2	0	3	3	6	0	5	0	1	0	0	4	2.0
Powell	2	0	32	0	0	0	0	0	0	0	0	0	2	5	7	5	5	0	3	2	0	0	0
Farris	2	0	12	0	1	0	0	0	0	0	0	0	0	1	1	0	0	0	0	0	0	0	0
<b>SHOCK</b>	<b>2</b>		<b>400</b>	<b>48</b>	<b>135</b>	<b>0.356</b>	<b>6</b>	<b>18</b>	<b>0.333</b>	<b>27</b>	<b>36</b>	<b>0.750</b>	<b>27</b>	<b>42</b>	<b>69</b>	<b>24</b>	<b>49</b>	<b>0</b>	<b>13</b>	<b>25</b>	<b>8</b>	<b>129</b>	<b>64.5</b>
<b>OPPONENTS</b>	<b>2</b>		<b>400</b>	<b>46</b>	<b>108</b>	<b>0.426</b>	<b>12</b>	<b>30</b>	<b>0.400</b>	<b>44</b>	<b>59</b>	<b>0.746</b>	<b>18</b>	<b>48</b>	<b>66</b>	<b>24</b>	<b>34</b>	<b>0</b>	<b>13</b>	<b>24</b>	<b>10</b>	<b>148</b>	<b>74.0</b>

## 2005 PLAYOFF GAME-BY-GAME RESULTS

DATE	OPPONENT	W/L	TEAM/OPP	HOME	ROAD	TOTAL	HIGH SCORING	HIGH REBOUNDS	HIGH ASSISTS	OPPONENT HIGH SCORING	ATTENDANCE
Aug 31	CONNECTICUT	L	62-73	0-1	0-0	0-1	Nolan-14	Riley-8	Nolan-5	Sales-19	5930
Sept 2	@Connecticut	L	67-75	0-1	0-1	0-2	Nolan-23	Ford-8	Powell-5	Whalen-27	8167



## 2004 SHOCK CUMULATIVE STATS

PLAYER	G	GS	MIN	FIELD GOALS			3-POINT FG			FREE THROWS			REBOUNDS				PF	DQ	ST	TO	BLK	PTS	AVG
				FGM	FGA	PCT	3P	3PA	PCT	FTM	FTA	PCT	OR	DR	REB	AST							
Cash	32	32	1105	180	384	.469	8	23	.348	158	219	.721	78	130	208	135	84	0	44	81	29	526	16.4
Nolan	34	34	1138	166	435	.382	33	114	.289	99	124	.798	29	105	134	112	75	1	66	90	12	464	13.6
Riley	34	34	1037	153	343	.446	1	2	.500	71	87	.816	68	131	199	50	121	2	31	82	53	378	11.1
Ford	31	31	912	118	287	.411	0	0	---	93	158	.589	104	193	297	34	118	3	41	54	25	329	10.6
M. Jones	33	2	517	76	205	.371	4	15	.267	24	32	.750	23	46	69	21	41	0	19	26	2	180	5.5
Farris	26	0	422	41	80	.513	0	0	---	36	54	.667	28	33	61	7	46	0	8	26	2	118	4.5
Powell	30	26	760	52	138	.377	0	0	---	29	50	.580	31	53	84	134	67	0	36	61	8	133	4.4
C. Jones	31	8	397	37	103	.359	8	32	.250	25	31	.806	8	26	34	45	41	0	18	40	5	107	3.5
Tillis	31	1	287	35	74	.473	6	18	.333	7	12	.583	13	26	39	13	23	0	9	23	8	83	2.7
Sanchez	10	0	62	6	14	.429	2	5	.400	8	11	.727	3	2	5	3	6	0	2	11	0	22	2.2
Walker	18	1	148	8	28	.286	0	0	---	2	6	.333	10	16	26	6	13	0	1	5	4	18	1.0
Cross	5	0	15	0	0	---	0	0	---	3	4	.750	0	1	1	1	1	0	0	2	0	3	0.6
Stephens	7	1	36	2	6	.333	0	0	---	0	2	.000	2	7	9	3	7	0	0	2	0	4	0.6
Carter	2	0	13	0	0	---	0	0	---	1	2	.500	0	4	4	0	5	0	2	3	0	1	0.5
Thomas	1	0	1	0	0	---	0	0	---	0	0	---	0	0	0	0	0	0	0	0	0	0	0.0
<b>SHOCK</b>	<b>34</b>		<b>6850</b>	<b>874</b>	<b>2097</b>	<b>.417</b>	<b>62</b>	<b>209</b>	<b>.297</b>	<b>556</b>	<b>792</b>	<b>.702</b>	<b>397</b>	<b>773</b>	<b>1170</b>	<b>564</b>	<b>648</b>	<b>6</b>	<b>277</b>	<b>513</b>	<b>148</b>	<b>2366</b>	<b>69.6</b>
<b>OPPONENTS</b>	<b>34</b>		<b>6850</b>	<b>860</b>	<b>2098</b>	<b>.410</b>	<b>191</b>	<b>533</b>	<b>.358</b>	<b>470</b>	<b>609</b>	<b>.772</b>	<b>325</b>	<b>730</b>	<b>1055</b>	<b>515</b>	<b>728</b>	<b>12</b>	<b>289</b>	<b>496</b>	<b>131</b>	<b>2381</b>	<b>70.0</b>

## 2004 GAME-BY-GAME RESULTS

DATE	OPPONENT	W/L	TEAM/OPP	HOME	ROAD	TOTAL	HIGH SCORING	HIGH REBOUNDS	HIGH ASSISTS	OPPONENT HIGH SCORING	ATTENDANCE
May 22	@ San Antonio	W	73-60	0-0	1-0	1-0	Ford-21	Ford-22	Nolan-9	Johnson-16	10506
May 26	@ New York	L	52-64	0-0	1-1	1-1	Ford-12	Ford-14	Powell-4	Phillips, Robinson-13	8710
May 29	Los Angeles	L	60-63	0-1	1-1	1-2	Cash-17	Ford-12	Nolan-6	Teasley-15	12841
Jun 2	WASHINGTON	L	63-65	0-2	1-1	1-3	Nolan-14	Ford-11	Powell-6	Beard, Holdsclaw-16	9687
Jun 6	@ Connecticut	W	74-73	0-2	2-1	2-3	Cash-20	Ford-12	Nolan-5	McWilliams-Franklin-17	7028
Jun 9	@ Indiana	W	83-79	0-2	3-1	3-3	Nolan-29	3 Tied with 6	Cash-9	Miller-20	6665
Jun 11	@ Washington	W	74-60	0-2	4-1	4-3	Nolan-19	Ford-10	3 Tied with-5	Holdsclaw-20	13423
Jun 12	INDIANA	W	72-68	1-2	4-1	5-3	Riley-26	Riley-8	Powell-7	Williams-19	8772
Jun 19	@ Sacramento	W	84-74	1-2	5-1	6-3	Cash-29	Riley-6	Powell-8	Smith-21	8065
Jun 22	WASHINGTON	L	72-78	1-3	5-1	6-4	Cash-23	Riley-9	Cash-5	Holdsclaw-27	7323
Jun 23	@ Charlotte	W	65-60	1-3	6-1	7-4	Nolan-17	Cash-9	Powell-6	Stinson-16	3488
Jun 25	@ Connecticut	L	67-71(OT)	1-3	6-2	7-5	Cash-22	Cash, Riley-8	Nolan-6	Sales-22	6702
Jun 27	CONNECTICUT	L	72-74	1-4	6-2	7-6	Cash-20	Ford-10	Powell-10	Sales-19	8381
Jun 29	INDIANA	L	68-69	1-5	6-2	7-7	Cash-17	Riley-7	3 Tied with-3	Catchings-19	6542
Jul 3	@ Minnesota	L	70-78	1-5	6-3	7-8	Jones-16	Ford-10	Nolan-6	Smith-27	4786
Jul 6	HOUSTON	W	82-63	2-5	6-3	8-8	Cash-19	Cash-11	Cash-8	Snow, Snow-13	7915
Jul 10	SEATTLE	W	70-65	3-5	6-3	9-8	Nolan-21	Cash-9	Cash-6	Bird-21	10741
Jul 12	SACRAMENTO	L	51-67	3-6	6-3	9-9	Riley, Nolan-11	Nolan-10	Nolan-4	Bolton-11	8852
Jul 15	@ Houston	L	61-97	3-6	6-4	9-10	Nolan-16	Ford-8	Cash-4	Thompson-33	9409
Jul 16	@ Indiana	L	73-85	3-6	6-5	9-11	Nolan-20	Cash-8	Jones-6	Jackson, Catchings-19	7848
Jul 18	San Antonio	W	77-71	4-6	6-5	10-11	Riley-21	Ford-14	Powell-9	Johnson-25	7232
Jul 21	CONNECTICUT	L	68-78	4-7	6-5	10-12	Nolan-20	Ford-12	Cash-5	McWilliams-Franklin-17	13891
Jul 23	CHARLOTTE	W	63-53	5-7	6-5	11-12	Cash, Riley-16	Cash-14	Cash-6	Staley-12	8417
Jul 24	@ New York	L	69-78	5-7	6-6	11-13	Cash-21	Riley-13	Cash-4	Baranova-21	5945
Jul 28	@ Washington	W	73-65	5-7	7-6	12-13	Cash-20	Riley-13	Cash, Powell-5	Beard-20	11463
Jul 30	New York	W	88-79	6-7	7-6	13-13	Ford-19	Ford, Riley-9	Cash, Powell-7	Hammon, Baranova-12	9453
Aug 1	MINNESOTA	L	58-59	6-8	7-6	13-14	Cash-16	Ford-13	Powell-6	Abrosimova-12	10568
Sept 1	PHOENIX	L	58-63	6-9	7-6	13-15	Nolan-20	Cash-8	Powell-7	Pierson, DeForge-16	8733
Sept 4	@ Charlotte	W	66-58	6-9	8-6	14-15	Cash-17	Ford-14	Cash-9	Staley, Smith, Taylor-16	7836
Sept 8	@ Seattle	L	67-86	6-9	8-7	14-16	Ford-16	Ford-10	Cash, Nolan-3	Bird-23	6862
Sept 9	@ Los Angeles	L	63-81	6-9	8-8	14-17	Cash-19	Ford-11	Ford, Cash-4	Leslie-29	9368
Sept 11	@ Phoenix	W	80-72	6-9	9-8	15-17	Nolan-16	Ford-8	3 Tied with-2	Taylor-23	8116
Sept 14	New York	W	82-71(OT)	7-9	9-8	16-17	Ford-20	Ford-13	Powell-7	Robinson, Hammon-14	7077
Sept 19	CHARLOTTE	W	68-54	8-9	9-8	17-17	Ford, Farris-15	Ford-8	Powell-7	Feaster-12	14435



## 2004 SHOCK CUMULATIVE PLAYOFF STATS

PLAYER	G	GS	MIN	FIELD GOALS			3-POINT FG			FREE THROWS			REBOUNDS			AST	PF	DQ	ST	TO	BLK	PTS	AVG
				FGM	FGA	PCT	3P	3PA	PCT	FTM	FTA	PCT	OR	DR	REB								
Nolan	3	3	119	18	45	.400	4	13	.308	14	15	.933	3	11	14	7	5	0	5	10	0	54	18.0
Ford	3	3	111	17	38	.447	0	0	---	14	22	.636	5	27	32	1	3	0	4	8	7	48	16.0
Riley	3	3	95	9	21	.429	0	0	---	11	15	.733	7	8	15	9	9	0	2	2	6	29	9.7
M. Jones	3	1	61	11	26	.423	0	1	.000	1	1	1.000	3	9	12	2	8	0	4	2	0	23	7.7
Powell	3	3	97	7	14	.500	0	0	---	9	17	.529	4	2	6	21	7	0	10	8	0	23	7.7
Farris	3	2	78	6	17	.353	0	0	---	6	8	.750	8	7	15	2	5	0	1	5	0	18	6.0
C. Jones	2	0	10	1	4	.250	0	0	---	0	0	---	0	0	0	1	2	0	0	1	0	2	1.0
Thomas	3	0	7	1	1	1.000	1	1	1.000	0	0	---	0	1	1	0	1	0	1	0	0	3	1.0
Tillis	3	0	18	1	1	1.000	0	0	---	0	0	---	0	1	1	1	3	0	0	1	0	2	0.7
Walker	2	0	4	0	0	---	0	0	---	0	0	---	0	0	0	1	1	0	0	1	0	0	0.0
SHOCK	3		600	71	167	.425	5	15	.333	55	78	.705	30	66	96	45	44	0	27	41	13	202	67.3
LIBERTY	3		600	78	181	.431	29	74	.392	22	31	.710	29	52	81	50	62	1	20	42	11	207	69.0

## 2004 PLAYOFF GAME-BY-GAME RESULTS

DATE	OPPONENT	W/L	TEAM/OPP	HOME	ROAD	TOTAL	HIGH SCORING	HIGH REBOUNDS	HIGH ASSISTS	OPPONENT HIGH SCORING	ATTENDANCE
Sept 24	New York	L	62-75	0-1	0-0	0-1	Nolan-20	Ford-14	Nolan-4	Baranova-17	9,614
Sept 26	New York	W	76-66	0-1	1-0	1-1	Ford-21	Farris, Ford-9	Powell-9	Frett-20	11,337
Sept 28	New York	L	64-66	0-1	1-1	1-2	Nolan-16	Ford-9	Powell-9	Hammon-20	9,785



## 2003 SHOCK CUMULATIVE STATS

PLAYER	G	GS	MIN	FIELD GOALS			3-POINT FG			FREE THROWS			REBOUNDS				DQ	ST	TO	BLK	PTS	AVG	
				FGM	FGA	PCT	3P	3PA	PCT	FTM	FTA	PCT	OR	DR	REB	AST							
Cash	33	33	1097	195	430	.453	12	40	.300	146	214	.682	65	128	193	119	76	0	43	108	23	548	16.6
Nolan	32	32	954	136	312	.436	48	114	.421	76	96	.792	12	95	107	83	65	0	41	69	14	396	12.4
Ford	32	32	956	128	270	.474	0	0	---	88	129	.682	99	235	334	27	109	1	32	79	31	344	10.8
Riley	34	34	995	115	231	.498	0	0	---	97	127	.764	59	142	201	64	128	2	25	82	58	327	9.6
Holland-Corn	34	2	694	107	232	.461	50	124	.403	48	63	.762	12	45	57	63	26	0	36	59	3	312	9.2
Powell	33	33	938	105	233	.451	7	20	.350	79	106	.745	43	63	106	129	65	0	45	79	9	296	9.0
Farris	34	0	522	43	99	.434	0	0	---	41	63	.651	29	53	82	23	62	0	10	41	4	127	3.7
Lambert	27	1	187	24	66	.364	7	16	.438	32	41	.780	10	18	28	14	15	0	5	29	0	87	3.2
Thomas (TOT)	30	1	269	20	62	.323	7	27	.259	14	27	.519	15	28	43	15	24	0	20	16	9	61	2.0
Thomas (DET)	11	0	82	5	16	.313	1	5	.200	4	11	.364	5	11	16	5	10	0	9	6	1	15	1.4
Ndiaye-Diatta	11	2	70	10	21	.476	0	0	---	0	2	.000	5	9	14	1	3	0	3	9	1	20	1.8
Walker	34	1	271	24	70	.343	0	0	---	8	21	.381	34	37	71	10	33	0	10	19	11	56	1.6
Moore	15	0	66	8	16	.500	0	4	.000	5	6	.833	3	6	9	4	5	0	4	6	2	21	1.4
Ujhelyi	14	0	68	2	8	.250	0	0	---	0	3	.000	3	9	12	3	8	0	0	10	1	4	0.3
TEAM	34		6900	902	2004	.450	125	323	.387	624	882	.707	379	851	1230	545	605	3	263	608	158	2553	75.1
OPPONENTS	34		6900	911	2286	.399	161	541	.298	412	556	.741	390	674	1064	504	774	5	309	497	129	2395	70.4

## 2003 GAME-BY-GAME RESULTS

DATE	OPPONENT	W/L	TEAM/OPP	HOME	ROAD	TOTAL	HIGH SCORING	HIGH REBOUNDS	HIGH ASSISTS	OPPONENT HIGH SCORING	ATTENDANCE
May 31	CHARLOTTE	L	67-70	0-1	0-0	0-1	Cash, Ford-16	Cash-10	Powell-5	McKiver-15	8,435
Jun 5	CONNECTICUT	W	103-89	1-1	0-0	1-1	Cash-23	Ford-12	Powell-6	S. Johnson-24	12,414
Jun 7	@ San Antonio	W	74-55	1-1	1-0	2-1	Holland-Corn-13	Ford-12	Riley-5	Ferdinand-16	8,584
Jun 14	@ Washington	W	93-56	1-1	2-0	3-1	Cash-19	Ford-9	Cash-6	Jones-14	16,589
Jun 17	Los Angeles	W	87-78(OT)	2-1	2-0	4-1	Cash-20	Ford-15	Powell-6	Dixon-22	5,411
Jun 20	New York	W	88-83	3-1	2-0	5-1	Riley, Nolan-18	Cash, Ford-8	Cash-6	Robinson-22	8,014
Jun 22	@ Connecticut	W	82-73(OT)	3-1	3-0	6-1	Cash-22	Ford-21	Powell-5	McWilliams-Franklin-28	5,311
Jun 24	INDIANA	W	68-60	4-1	3-0	7-1	Cash, Nolan-21	Ford-7	Cash-6	Catchings-17	3,532
Jun 27	@ New York	W	75-69	4-1	4-0	8-1	Nolan-20	Riley-8	Nolan, Powell, Riley-4	Baranova-20	11,110
Jun 28	PHOENIX	L	65-68	4-2	4-0	8-2	Nolan-14	Ford-10	Riley-5	Williams-20	6,928
Jul 1	San Antonio	W	99-88	5-2	4-0	9-2	Cash-26	Ford-15	Holland, Corn-3	Ferdinand-26	4,232
Jul 3	CHARLOTTE	L	79-92	5-3	4-0	9-3	Ford-19	Ford-12	Powell, Riley-3	Enis-29	6,511
Jul 6	@ Indiana	L	54-85	5-3	4-1	9-4	Ford-10	Ford-10	Powell-4	Catchings-17	6,765
Jul 8	CONNECTICUT	W	66-50	6-3	4-1	10-4	Cash-13	Nolan, Cash-7	Cash, Nolan-3	Sales-15	7,812
Jul 10	@ Charlotte	L	58-65	6-3	4-2	10-5	Ford-20	Ford-14	Powell-7	Sutton-Brown-17	5,620
Jul 16	@ Indiana	W	70-68	6-3	5-2	11-5	Nolan-27	Ford-10	Powell-8	Catchings-22	7,232
Jul 18	SEATTLE	W	74-61	7-3	5-2	12-5	Powell-16	Ford-11	Cash-4	Jackson-23	6,923
Jul 19	@ Cleveland	W	58-57	7-3	6-2	13-5	Cash-14	Ford-15	Cash, Powell, Nolan-3	Melvin, Taylor, Jones-12	7,209
Jul 22	CLEVELAND	W	74-71	8-3	6-2	14-5	Cash, Ford, Riley-14	Ford-14	Cash-6	Thomas-17	11,105
Jul 24	@ Charlotte	L	61-67	8-3	6-3	14-6	Riley-16	Riley-7	Nolan-4	Feaster-18	9,589
Jul 27	WASHINGTON	W	81-71	9-3	6-3	15-6	Cash-25	Ford-14	Cash-5	Holdscraw-27	6,964
Jul 29	@ Cleveland	W	77-68	9-3	7-3	16-6		Cash-24	Riley, Powell, Farris-6	Nolan, Taylor-6	5,009
Aug 1	@ New York	W	62-60	9-3	8-3	17-6	Cash-18	Ford-12	Holland-Corn-6	Phillips, Johnson-15	12,287
Aug 2	INDIANA	W	72-58	10-3	8-3	18-6	Cash-15	Ford-8	Nolan, Powell-4	Catchings-20	10,335
Aug 5	@ Connecticut	W	78-61	10-3	9-3	19-6	Cash-20	Ford-12	Nolan, Holland-Corn-4	Douglas-14	6,151
Aug 6	@ Washington	L	81-92	10-3	9-4	19-7	Holland-Corn-23	Cash-9	Powell-8	Holdscraw-26	11,341
Aug 8	HOUSTON	L	56-66	10-4	9-4	19-8	Cash-11	Riley-6	Cash-4	Snow-19	10,531
Aug 10	New York	W	90-87(OT)	11-4	9-4	20-8	Nolan-26	Riley-9	Powell-5	Johnson-23	8,514
Aug 13	@ Phoenix	W	78-76	11-4	10-4	21-8	Nolan-20	Ford-15	Four with 3	DeForge-21	7,132
Aug 15	@ Sacramento	L	63-75	11-4	10-5	21-9	Cash-19	Riley-11	Nolan-4	Smith-20	8,766
Aug 17	@ Seattle	W	95-86	11-4	11-5	22-9	Nolan-18	Riley-11	Cash-6	Jackson-23	7,590
Aug 21	CLEVELAND	W	71-56	12-4	11-5	23-9	Cash-20	Ford-11	Powell-6	Melvin-14	9,132
Aug 23	@ Washington	W	86-77(OT)	12-4	12-5	24-9	Holland-Corn-19	Ford-13	Powell-8	Edwards-19	12,747
Aug 25	WASHINGTON	W	68-60	13-4	12-5	25-9	Walker-14	Walker-11	Holland-Corn-5	Miller-15	6,854

## 2003 SHOCK CUMULATIVE PLAYOFF STATS

PLAYER	G	GS	MIN	FIELD GOALS			3-POINT FG			FREE THROWS			REBOUNDS			AST	PF	DQ	ST	TO	BLK	PTS	AVG
				FGM	FGA	PCT	3P	3PA	PCT	FTM	FTA	PCT	OR	DR	REB								
Cash	8	8	289	43	104	.413	2	10	.200	42	52	.808	24	27	51	35	21	0	4	28	5	130	16.3
Nolan	8	8	257	44	96	.458	21	47	.447	15	16	.938	4	25	29	21	21	0	10	13	2	124	15.5
Riley	8	8	258	41	106	.387	0	0	---	21	26	.808	15	34	49	20	26	0	5	13	20	103	12.9
Ford	8	8	232	24	74	.324	0	0	---	19	23	.826	25	55	80	4	30	0	11	10	6	67	8.4
Holland-Corn	8	0	155	21	53	.396	15	32	.469	8	10	.800	2	10	12	15	7	0	10	12	0	65	8.1
Powell	8	8	219	16	46	.348	2	10	.200	7	11	.636	6	24	30	38	17	0	7	13	4	41	5.1
Farris	8	0	133	10	25	.400	0	1	.000	11	17	.647	8	12	20	4	14	0	1	10	0	31	3.9
Walker	4	0	24	1	5	.200	0	0	---	3	3	1.000	3	3	6	0	0	0	4	1	1	5	1.3
Lambert	7	0	14	2	6	.333	1	3	.333	0	0	---	0	2	2	1	3	0	0	4	0	5	0.7
Ndiaye-Diatta	2	0	6	0	0	---	0	0	---	1	2	.500	0	0	0	1	1	0	0	0	0	1	0.5
Thomas	4	0	13	0	1	.000	0	0	---	0	0	---	0	3	3	0	1	0	1	1	0	0	0.0
<b>TEAM</b>	<b>8</b>		<b>1600</b>	<b>202</b>	<b>516</b>	<b>.391</b>	<b>41</b>	<b>103</b>	<b>.398</b>	<b>127</b>	<b>160</b>	<b>.794</b>	<b>87</b>	<b>195</b>	<b>282</b>	<b>139</b>	<b>141</b>	<b>0</b>	<b>53</b>	<b>109</b>	<b>38</b>	<b>572</b>	<b>71.5</b>
<b>OPPONENTS</b>	<b>8</b>		<b>1600</b>	<b>195</b>	<b>491</b>	<b>.397</b>	<b>35</b>	<b>120</b>	<b>.292</b>	<b>128</b>	<b>157</b>	<b>.815</b>	<b>64</b>	<b>193</b>	<b>257</b>	<b>124</b>	<b>163</b>	<b>1</b>	<b>57</b>	<b>90</b>	<b>35</b>	<b>553</b>	<b>69.1</b>

## 2003 PLAYOFF GAME-BY-GAME RESULTS

DATE	OPPONENT	W/L	TEAM/OPP	HOME	ROAD	TOTAL	HIGH SCORING	HIGH REBOUNDS	HIGH ASSISTS	OPPONENT HIGH SCORING	ATTENDANCE
Aug 29	Cleveland	W	76-74	0-0	1-0	1-0	Cash-26	Riley-9	Cash, Riley-4	Melvin-21	8,430
Aug 31	Cleveland	L	59-66	0-1	1-0	1-1	Cash-17	Ford-11	Powell-6	Thomas-16	7,223
Sept 2	Cleveland	W	77-63	1-1	1-0	2-1	Nolan-26	Ford-15	Powell-9	Melvin-19	6,014
Sept 5	Connecticut	W	73-63	1-1	2-0	3-1	Riley-17	Riley-8	Powell-7	Sales-22	7,101
Sept 7	Connecticut	W	62-61	2-1	2-0	4-1	Cash-20	Ford-14	Cash-6	McWilliams-17	13,635
Sept 12	Los Angeles	L	63-75	2-1	2-1	4-2	Cash-16	Ford-12	Cash-4	Leslie-23	10,264
Sept 14	Los Angeles	W	62-61	3-1	2-1	5-2	Holland-Corn-16	Powell-8	Riley-5	Milton, Leslie-18	17,846
Sept 16	Los Angeles	W	83-78	4-1	2-1	6-2	Riley-27	Cash-12	Cash-9	Mabika-29	22,076



## 2002 SHOCK CUMULATIVE STATS

PLAYER	G	GS	MIN	FIELD GOALS			3-POINT FG			FREE THROWS			REBOUNDS				PF	DQ	ST	TO	BLK	PTS	AVG
				FGM	FGA	PCT	3P	3PA	PCT	FTM	FTA	PCT	OR	DR	REB	AST							
Cash	32	32	1079	144	353	.408	13	63	.206	173	227	.762	77	145	222	86	85	0	37	100	31	474	14.8
Nolan	32	32	804	103	248	.415	42	114	.368	29	36	.806	17	70	87	62	74	1	27	61	12	277	8.7
Ndiaye-Diatta	32	32	776	126	270	.467	0	2	.000	23	39	.594	44	118	162	39	65	0	17	58	12	275	8.6
Powell (TOT)	30	14	705	89	220	.405	8	33	.242	50	66	.758	33	62	95	90	50	0	43	71	12	236	7.9
Powell (DET)	15	13	397	54	121	.446	6	22	.273	34	40	.850	26	37	63	60	19	0	23	41	8	148	9.9
Canty	28	12	625	52	154	.338	1	5	.200	55	76	.724	24	45	69	83	59	0	21	56	4	160	5.7
Walker	32	0	548	63	167	.377	2	9	.222	34	49	.694	56	62	118	17	56	0	12	29	34	162	5.1
Farris	32	16	564	49	117	.419	0	1	.000	45	61	.738	29	65	94	16	62	0	12	38	9	143	4.5
Brown	28	7	549	43	131	.328	6	12	.500	23	32	.719	29	53	82	58	73	0	25	60	7	115	4.1
Santos	12	0	169	16	42	.381	0	0	---	12	20	.600	12	20	32	7	20	0	3	14	9	44	3.7
Williams	27	0	177	30	101	.297	13	54	.241	0	5	.000	7	12	19	4	15	0	4	14	0	73	2.7
Clinesmith	12	0	105	8	21	.381	6	15	.400	5	6	.833	1	4	5	17	6	0	1	6	1	27	2.3
Chapman	19	0	119	10	27	.370	0	1	.000	2	3	.667	11	15	26	0	20	0	3	8	2	22	1.2
<b>SHOCK</b>	<b>32</b>		<b>6450</b>	<b>766</b>	<b>1919</b>	<b>.399</b>	<b>110</b>	<b>364</b>	<b>.302</b>	<b>472</b>	<b>651</b>	<b>.725</b>	<b>360</b>	<b>719</b>	<b>1079</b>	<b>478</b>	<b>609</b>	<b>1</b>	<b>201</b>	<b>541</b>	<b>132</b>	<b>2114</b>	<b>66.1</b>
<b>OPPONENTS</b>	<b>32</b>		<b>6450</b>	<b>828</b>	<b>1984</b>	<b>.417</b>	<b>146</b>	<b>447</b>	<b>.327</b>	<b>464</b>	<b>605</b>	<b>.767</b>	<b>314</b>	<b>669</b>	<b>983</b>	<b>465</b>	<b>637</b>	<b>4</b>	<b>277</b>	<b>443</b>	<b>139</b>	<b>2266</b>	<b>70.8</b>

## 2002 GAME-BY-GAME RESULTS

DATE	OPPONENT	W/L	TEAM/OPP	HOME	ROAD	TOTAL	HIGH SCORING	HIGH REBOUNDS	HIGH ASSISTS	OPPONENT HIGH SCORING	ATTENDANCE
May 30	@ Orlando	L	66-80	0-0	0-1	0-1	Cash-16	Ndiaye-Diatta-7	Nolan-5	Sales, S.Johnson-22	13,111
Jun 1	@ Indiana	L	62-79	0-0	0-2	0-2	Nolan-15	Brown-6	Brown, Cash-5	Catchings-23	13,014
Jun 2	INDIANA	L	65-78	0-1	0-2	0-3	Palmer-16	Palmer-5	Cash, Farris-3	Catchings-27	5,681
Jun 5	@ New York	L	59-60	0-1	0-3	0-4	Cash-15	Cash, Palmer-8	Brown-6	Johnson-21	13,181
Jun 6	@ Cleveland	L	55-72	0-1	0-4	0-5	Palmer-15	Brown-5	Canty-6	Melvin-19	5,957
Jun 9	New York	L	63-70	0-2	0-4	0-6	Cash-14	Palmer-15	Brown-5	Robinson-19	3,315
Jun 11	@ Los Angeles	L	80-90	0-2	0-5	0-7	Nolan-18	Cash-8	Canty-3	Leslie-, Milton-18	7,487
Jun 13	@ Phoenix	L	67-70	0-2	0-6	0-8	Palmer-20	Ndiaye-Diatta, Cash-7	Canty-5	Gillom-15	7,358
Jun 15	@ Portland	L	60-67	0-2	0-7	0-9	Palmer-14	Cash-12	Brown-5	Burras-14	6,995
Jun 18	@ Washington	L	67-75	0-2	0-8	0-10	Palmer, Nolan-16	Palmer-9	Canty-5	Holdsclaw-24	13,130
Jun 21	ORLANDO	L	59-80	0-3	0-8	0-11	Cash-20	Palmer, Walker-9	Ndiaye-Diatta, Canty-2	Sales-24	5,862
Jun 26	CHARLOTTE	L	73-80	0-4	0-8	0-12	Canty-17	Ndiaye-Diatta-7	Canty-6	Stinson-22	4,012
Jun 28	MIAMI	L	74-78 (OT)	0-5	0-8	0-13	Cash-17	Palmer-9	Canty-8	Sam-27	3,623
Jun 30	SACRAMENTO	W	71-60	1-5	0-8	1-13	Cash-19	Cash-11	Canty-6	Smith-13	5,962
Jul 1	@ Minnesota	L	80-85 (OT)	1-5	0-9	1-14	Cash-16	Cash-8	Cash-5	Smith-28	5,482
Jul 6	@ Houston	L	40-61	1-5	0-10	1-15	Ndiaye-Diatta-12	Ndiaye-Diatta-6	Nolan-3	Thompson-19	12,423
Jul 8	@ Utah	L	76-94	1-5	0-11	1-16	Cash-25	Cash-6	Nolan-5	Goodson-21	6,952
Jul 10	New York	W	66-63	2-5	0-11	2-16	Cash-16	Cash-10	Canty-4	Robinson-17	10,893
Jul 12	MINNESOTA	W	72-69	3-5	0-11	3-16	Cash-18	Cash-6	Powell-5	Smith-27	8,437
Jul 18	@ Washington	L	59-63	3-5	0-12	3-17	Cash-16	Cash-15	Brown-5	Bullett-22	19,766
Jul 20	MIAMI	W	69-48	4-5	0-12	4-17	Cash-11	Ndiaye-Diatta-6	Powell, Nolan-5	Neves-9	5,984
Jul 23	UTAH	L	75-86	4-6	0-12	4-18	Cash-21	Cash-11	Powell-5	Ferdinandand-26	3,753
Jul 25	WASHINGTON	W	64-58	5-6	0-12	5-18	Cash-17	Ndiaye-Diatta-12	Powell-6	Bullett-15	5,122
Jul 27	@ Charlotte	W	74-66	5-6	1-12	6-18	Cash-20	Cash-10	Powell-8	Stinson-17	7,425
Jul 28	SEATTLE	L	59-72	5-7	1-12	6-19	Cash-15	Ndiaye-Diatta, Powell-7	Powell-4	Bird-18	6,308
Aug 1	CLEVELAND	L	66-68	5-8	1-12	6-20	Cash-19	Cash-10	Powell-5	Melvin-20	5,156
Aug 3	@ Cleveland	W	68-57	5-8	2-12	7-20	Cash-24	Cash-14	Powell-6	Melvin-15	10,141
Aug 4	PHOENIX	W	91-75	6-8	2-12	8-20	Cash-14	Cash-9	Canty-7	Gillom-20	6,977
Aug 6	CHARLOTTE	L	65-76	6-9	2-12	8-21	Powell-15	Santos-7	Cash-5	Sutton-Brown-19	5,562
Aug 9	INDIANA	W	55-54	7-9	2-12	9-21	Cash, Brown-10	Powell-5	Powell-4	Catchings-21	7,524
Aug 11	@ Orlando	L	58-71	7-9	2-13	9-22	Powell-15	Powell-8	Powell-4	Sales-19	7,286
Aug 13	@ Miami	L	56-61	7-9	2-14	9-23	Cash-13	Cash-8	Cash-4	Lennox-20	9,153



## 2001 SHOCK CUMULATIVE STATS

PLAYER	G	GS	MIN	FIELD GOALS			3-POINT FG			FREE THROWS			REBOUNDS				PF	DQ	ST	TO	BLK	PTS	AVG
				FGM	FGA	PCT	3P	3PA	PCT	FTM	FTA	PCT	OR	DR	REB	AST							
Ndiaye-Diatta	32	31	913	156	341	.457	5	15	.333	59	76	.776	60	111	171	49	82	1	22	73	28	376	11.8
Palmer	22	22	651	91	215	.423	11	33	.333	40	59	.678	38	116	154	23	64	0	23	48	4	233	10.6
Tornikidou	32	32	777	111	249	.446	22	49	.449	63	71	.887	28	49	77	56	59	0	19	59	14	307	9.6
Brown	32	14	800	85	232	.366	20	53	.377	47	60	.783	31	70	101	87	83	1	33	68	7	237	7.4
Nolan	27	0	545	64	194	.330	21	73	.288	43	53	.811	16	37	53	30	43	0	17	35	6	192	7.1
Canty	32	18	625	70	193	.363	1	5	.200	56	74	.757	45	38	83	70	69	0	31	55	1	197	6.2
Kingi	29	17	625	55	142	.387	33	88	.375	26	36	.722	20	43	63	74	42	0	31	53	8	169	5.8
das Neves	22	15	407	34	94	.362	19	52	.365	8	8	1.000	3	26	29	34	21	0	21	28	0	95	4.3
Farris	31	10	559	46	98	.469	0	0	---	37	58	.638	41	68	109	16	68	1	7	30	5	129	4.2
Santos	14	0	153	20	42	.476	0	1	.000	12	18	.667	11	16	27	5	23	0	3	12	3	52	3.7
Boyd	21	0	230	23	67	.343	11	36	.306	18	20	.900	10	16	26	14	32	0	11	16	2	75	3.6
Sporn	23	1	265	19	47	.404	0	0	---	3	9	.333	21	31	52	11	16	0	7	13	4	41	1.8
<b>SHOCK</b>	<b>32</b>		<b>6550</b>	<b>774</b>	<b>1914</b>	<b>.404</b>	<b>143</b>	<b>405</b>	<b>.353</b>	<b>412</b>	<b>542</b>	<b>.760</b>	<b>324</b>	<b>621</b>	<b>945</b>	<b>469</b>	<b>602</b>	<b>3</b>	<b>225</b>	<b>498</b>	<b>82</b>	<b>2103</b>	<b>65.7</b>
<b>OPPONENTS</b>	<b>32</b>		<b>6550</b>	<b>848</b>	<b>1837</b>	<b>.462</b>	<b>127</b>	<b>340</b>	<b>.374</b>	<b>446</b>	<b>583</b>	<b>.765</b>	<b>279</b>	<b>702</b>	<b>981</b>	<b>438</b>	<b>591</b>	<b>5</b>	<b>262</b>	<b>483</b>	<b>109</b>	<b>2269</b>	<b>70.9</b>

## 2001 GAME-BY-GAME RESULTS

DATE	OPPONENT	W/L	TEAM/OPP	HOME	ROAD	TOTAL	HIGH SCORING	HIGH REBOUNDS	HIGH ASSISTS	OPPONENT HIGH SCORING	ATTENDANCE
Jun 2	HOUSTON	L	73-74	0-1	0-0	0-1	Ndiaye-Diatta-24	Palmer, Ndiaye-Diatta-6	Tornikidou-5	Thompson-28	9,401
Jun 5	ORLANDO	L	71-92	0-2	0-0	0-2	Nolan-12	Ndiaye-Diatta-9	Brown-5	Sales-19	1,013
Jun 7	@ Houston	L	66-87	0-2	0-1	0-3	Tornikidou-15	Palmer-9	Ndiaye-Diatta-4	Arcaïn-27	9,538
Jun 12	@ Miami	W	68-67 (OT)	0-2	1-1	1-3	Palmer, Canty-16	Palmer-9	Brown-4	Brondello-23	7,318
Jun 14	WASHINGTON	W	80-65	1-2	1-1	2-3	Ndiaye-Diatta-22	Palmer, Ndiaye-Diatta-9	Ndiaye-Diatta-4	Holdsclaw, McCray-11	4,422
Jun 16	@ Charlotte	W	72-69 (2OT)	1-2	2-1	3-3	Canty-20	Farris-8	Canty-7	Emis-11	5,540
Jun 17	MINNESOTA	L	63-71	1-3	2-1	3-4	Boyd-14	Ndiaye-Diatta-12	Canty, Brown-3	Smith-40	5,076
Jun 22	@ Indiana	L	56-77	1-3	2-2	3-5	Canty-10	Ndiaye-Diatta-6	Kingi-5	Williams-16	7,116
Jun 23	INDIANA	L	70-74	1-4	2-2	3-6	das Neves-16	Sporn, Santos-5	Canty-6	Scott-Richardson-15	5,459
Jun 26	Los Angeles	L	89-98 (OT)	1-5	2-2	3-7	Brown-18	Farris, Ndiaye-Diatta-8	Brown-5	Leslie-28	5,380
Jun 27	@ Charlotte	L	50-74	1-5	2-3	3-8	Ndiaye-Diatta-13	Farris-6	Canty-3	Stinson-23	4,036
Jun 29	PHOENIX	W	75-71	2-5	2-3	4-8	Kingi-25	Canty-11	Kingi-4	Gillom-25	6,716
Jul 2	@ New York	L	60-66	2-5	2-4	4-9	Tornikidou-16	Kingi-8	Canty-4	Phillips-16	14,052
Jul 6	CHARLOTTE	L	50-67	2-6	2-4	4-10	Nolan-11	Ndiaye-Diatta-9	Farris, Kingi-2	Staley-17	5,780
Jul 8	@ Orlando	L	67-73	2-6	2-5	4-11	Brown-15	Tornikidou-7	Canty-3	Johnson-19	6,870
Jul 11	@ Washington	W	64-52	2-6	3-5	5-11	Ndiaye-Diatta-20	Ndiaye-Diatta-10	Ndiaye-Diatta-5	McCray, das Neves-12	19,093
Jul 13	MIAMI	L	55-56	2-7	3-5	5-12	Ndiaye-Diatta-19	Palmer-8	Kingi-6	Brondello-14	6,170
Jul 14	@ Miami	L	51-66	2-7	3-6	5-13	Nolan-10	Palmer-8	Canty, Ndiaye-Diatta-2	Brondello-14	8,398
Jul 18	New York	L	67-80	2-8	3-6	5-14	Ndiaye-Diatta-19	Palmer-8	Tornikidou, Brown-3	Phillips-20	13,378
Jul 21	@ Sacramento	L	52-66	2-8	3-7	5-15	Ndiaye-Diatta-13	Brown-9	Brown, Kingi-5	Griffith-19	9,365
Jul 22	@ Portland	W	80-77 (OT)	2-8	4-7	6-15	Ndiaye-Diatta-18	Palmer-7	Tornikidou, Canty-4	Stiles-21	7,626
Jul 24	@ Seattle	L	69-74 (OT)	2-8	4-8	6-16	Ndiaye-Diatta-23	Palmer-11	Tornikidou-6	Jackson-25	4,323
Jul 26	@ Phoenix	L	62-63	2-8	4-9	6-17	Ndiaye-Diatta-23	Ndiaye-Diatta-7	Brown-6	Stepanova-20	8,508
Jul 28	CLEVELAND	L	50-57	2-9	4-9	6-18	Palmer-14	Ndiaye-Diatta-8	Kingi-4	Jones-12	7,775
Jul 29	ORLANDO	W	64-62	3-9	4-9	7-18	Brown-13	Brown-6	Brown, Hicks-5	McWilliams-Franklin-15	4,763
Aug 1	@ New York	L	63-66	3-9	4-10	7-19	Tornikidou-22	Palmer-11	Brown-5	Phillips, Johnson-17	15,223
Aug 4	PORTLAND	W	70-65	4-9	4-10	8-19	Brown-15	Palmer-13	Kingi-4	Stiles-16	5,889
Aug 7	UTAH	L	69-76	4-10	4-10	8-20	Ndiaye-Diatta-27	Ndiaye-Diatta, Farris-3	Brown-6	Williams-26	6,263
Aug 8	@ Cleveland	L	66-73	4-10	4-11	8-21	Ndiaye-Diatta-19	Brown-5	Brown-7	Jones, Rizzotti-14	10,978
Aug 10	WASHINGTON	W	69-63	5-10	4-11	9-21	Tornikidou-21	Palmer-8	Kingi-5	Bullett-21	9,064
Aug 12	@ Indiana	L	66-83	5-10	4-12	9-22	Palmer-17	Palmer-6	Brown-4	Williams-20	15,198
Aug 14	CLEVELAND	W	76-65	6-11	4-12	10-22	Tornikidou-16	Palmer-5	Brown-7	Taylor-21	9,799



## 2000 SHOCK CUMULATIVE STATS

PLAYER				FIELD GOALS			3-POINT FG			FREE THROWS			REBOUNDS			PF	DQ	ST	TO	BLK	PTS	AVG	
	G	GS	MIN	FGM	FGA	PCT	3P	3PA	PCT	FTM	FTA	PCT	OR	DR	REB								
Palmer	32	30	914	167	374	.447	12	48	.250	95	135	.704	67	152	219	39	112	2	20	65	10	441	13.8
Ndiaye	32	32	868	158	333	.474	1	6	.167	29	51	.569	65	122	187	40	87	0	23	64	22	346	10.8
Tornikidou	32	32	869	122	241	.506	1	8	.125	85	93	.914	41	69	110	82	73	0	29	68	13	330	10.3
Canty	28	27	784	83	203	.409	0	5	.000	91	131	.695	31	39	70	82	64	0	49	51	5	257	9.2
Jackson	17	0	267	41	106	.387	8	32	.250	26	35	.743	8	17	25	36	30	0	22	21	0	116	6.8
das Neves	30	20	636	63	166	.380	28	92	.304	25	30	.833	8	27	35	59	30	0	31	55	1	179	6.0
Brown	32	7	619	60	168	.357	1	4	.250	67	80	.838	36	52	88	72	77	0	24	68	5	188	5.9
DeForge	27	10	433	51	126	.405	18	56	.321	25	32	.781	9	38	47	47	34	0	27	33	4	145	5.4
Zakaluzhnyaya	23	0	258	38	73	.521	3	7	.429	10	11	.909	15	31	46	2	45	0	5	19	13	89	3.9
Scott-Richardson	28	0	369	37	89	.416	0	2	.000	26	40	.650	28	52	80	28	83	2	12	45	10	100	3.6
Farris	14	2	130	15	30	.500	0	1	.000	15	27	.556	16	16	32	2	30	0	6	14	1	45	3.2
Holmes-Harris	29	0	271	33	70	.471	4	11	.364	21	30	.700	17	28	45	14	36	0	11	16	4	91	3.1
Slaise	3	0	7	0	2	.000	0	1	.000	4	4	1.00	0	1	1	0	0	0	1	0	0	4	1.3
SHOCK	32		6425	868	1981	.438	76	273	.278	519	699	.742	341	644	985	503	701	4	260	530	88	2331	72.8
OPPONENTS	32		6425	905	1968	.460	136	372	.366	480	652	.736	331	640	971	513	672	9	284	543	148	2426	75.8

## 2000 GAME-BY-GAME RESULTS

DATE	OPPONENT	W/L	TEAM/OPP	HOME	ROAD	TOTAL	HIGH SCORING	HIGH REBOUNDS	HIGH ASSISTS	OPPONENT HIGH SCORING	ATTENDANCE
Jun 3	SACRAMENTO	W	77-74	1-0	0-0	1-0	Tornikidou-18	Ndiaye-12	Canty-6	Griffith-24	9,835
Jun 5	@ Minnesota	L	68-88	1-0	0-1	1-1	Palmer-15	Palmer-6	Canty-4	Folk-19	5,816
Jun 7	New York	L	69-73	1-1	0-1	1-2	Canty-22	Ndiaye-6	Canty-4	Johnson-22	4,788
Jun 9	INDIANA	W	80-76	2-1	0-1	2-2	Ndiaye-18	Ndiaye-8	Canty, Brown-3	McCarty-20	5,013
Jun 12	CHARLOTTE	L	67-78	2-2	0-1	2-3	Tornikidou-16	Ndiaye-7	Brown-3	Mapp, Stinson-21	5,135
Jun 13	@ Miami	L	61-74	2-2	0-2	2-4	Jackson-14 Tornikidou-14	Zakaluzhnaya-6	das Neves-3	Sam-17	7,023
Jun 16	@ Cleveland	W	93-81	2-2	1-2	3-4	Canty-22	Ndiaye-8	Canty, Jackson-7	Melvin-28	7,989
Jun 18	INDIANA	W	111-74	3-2	1-2	4-4	Palmer-22	Scott-Richardson-6	Jackson-5	Grubin-19	5,108
Jun 19	@ Washington	L	55-80	3-2	1-3	4-5	Jackson-13	Ndiaye, Palmer-5	Jackson-3	Bullett-22	11,628
Jun 21	@ New York	W	67-63	3-2	2-3	5-5	das Neves-16	Palmer-10	das Neves-3 Tornikidou-3	Whitmore-14	12,123
Jun 24	WASHINGTON	L	70-76	3-3	2-3	5-6	Canty-14	Palmer-6	Canty-3 das Neves-3 Tornikidou-3	Bullett-21	8,266
Jun 25	@ Charlotte	W	84-81	3-3	3-3	6-6	Tornikidou-25	Scott-Richardson-8	Jackson-5 Tornikidou-5	Enis-18	3,801
Jun 28	@ Seattle	W	82-78	3-3	4-3	7-6	Palmer-32	Palmer-12	Canty-5	Vodichkova-22	7,929
Jul 1	@ Sacramento	L	96-108	3-3	4-4	7-7	Palmer-20	Palmer-9	Tornikidou-6	Holland-Corn-19 Smith-19	6,965
Jul 2	@ Los Angeles	L	63-85	3-3	4-5	7-8	Palmer-12	Palmer-9	Brown, Jackson-3	Mabika-21	5,486
Jul 6	@ Phoenix	L	69-81	3-3	4-6	7-9	das Neves-12	Holmes-Harris-7	Brown-4 das Neves-4	Reed-22	10,497
Jul 7	@ Utah	W	73-69	3-3	5-6	8-9	Ndiaye-18	Palmer-12	DeForge-7	Williams-22	7,649
Jul 9	ORLANDO	L	62-68	3-4	5-6	8-10	Palmer-19	Palmer-9	DeForge-6	A. Johnson-17	6,214
Jul 12	SEATTLE	W	61-56	4-4	5-6	9-10	Canty-15	Tornikidou-7	Tornikidou-4	Redd-17	9,853
Jul 14	MIAMI	W	80-50	5-4	5-6	10-10	Palmer-15	Palmer-9	Canty-4 Palmer-4 Tornikidou-4	Colleton-11	5,398
Jul 19	@ Orlando	L	78-88	5-4	5-7	10-11	das Neves-19	Ndiaye-6 Palmer-6	Brown-4 das Neves-4	Sales-20	9,464
Jul 21	HOUSTON	L	74-76(OT)	5-5	5-7	10-12	Palmer-22	Palmer-12	Brown-4	Cooper-27	10,147
Jul 24	PORTLAND	L	57-61	5-6	5-7	10-13	Tornikidou-12	Palmer-10	Brown-3 das Neves-3	Witherspoon-18	4,648
Jul 26	MIAMI	W	78-62	6-6	5-7	11-13	Palmer-17	Farris-10	Canty-4	Flores-10	4,480
Jul 28	@ Cleveland	L	60-80	6-6	5-8	11-14	Palmer-13	Palmer-9	Brown-8	Hall-19	11,041
Jul 29	CHARLOTTE	W	75-72	7-6	5-8	12-14	Palmer-21	Ndiaye-9	Tornikidou-4	Mapp-25	6,735
Jul 31	CLEVELAND	L	65-76	7-7	5-8	12-15	Palmer-16	Ndiaye-11	Canty-6	Darling-17	4,857
Aug 2	Los Angeles	L	81-84	7-8	5-8	12-16	Canty-17	Ndiaye-12	Ndiaye-4	Leslie-27	7,848
Aug 4	@ Washington	L	72-96	7-8	5-9	12-17	Ndiaye-19	Ndiaye-7 Scott-Richardson-7	Canty-4	Page-20	16,548
Aug 6	@ Orlando	L	63-92	7-8	5-10	12-18	Canty-10	Canty-6 Ndiaye-Diatla-6	das Neves-3	A. Johnson-25	8,479
Aug 7	@ Indiana	W	74-63	7-8	6-10	13-18	Ndiaye-18 Palmer-18	Ndiaye-8	DeForge-4 Palmer-4	Wolters-14 R. Williams-14	12,213
Aug 9	New York	W	66-63	8-8	6-10	14-18	Ndiaye-19	Ndiaye-8	Canty-8	Phillips-14	9,124

## 1999 SHOCK CUMULATIVE STATS

PLAYER	G	GS	MIN	FIELD GOALS			3-POINT FG			FREE THROWS			REBOUNDS			AST	PF	DQ	ST	TO	BLK	PTS	AVG
				FGM	FGA	PCT	3P	3PA	PCT	FTM	FTA	PCT	OR	DR	REB								
Brondello	32	32	1002	152	347	.438	37	76	.487	83	98	.847	29	37	66	73	81	4	25	75	5	424	13.3
Azzi	28	19	838	93	181	.514	30	58	.517	86	104	.827	5	56	61	106	103	3	24	56	4	302	10.8
Palmer (TOT)	31	14	741	104	241	.432	13	46	.283	86	123	.699	50	138	188	42	101	3	9	58	12	307	9.9
Palmer (DET)	11	10	295	47	100	.470	4	16	.250	42	55	.764	27	78	105	12	44	2	6	26	4	140	12.7
Canty	26	11	646	76	229	.332	3	17	.176	94	136	.691	35	45	80	38	57	1	26	45	1	249	9.6
Hiede	21	10	408	67	172	.390	8	24	.333	42	49	.857	24	31	55	25	49	1	22	32	2	184	8.8
C. Brown	21	21	490	46	146	.315	7	30	.233	45	65	.692	35	78	113	22	45	0	25	35	12	144	6.9
Whiting	31	20	764	76	200	.380	0	0	---	50	110	.455	66	141	207	49	84	1	40	46	31	202	6.5
Sporn	18	10	340	44	94	.468	0	1	.000	18	28	.643	26	33	59	27	45	0	15	16	4	106	5.9
Porter	32	26	694	69	174	.397	17	51	.333	17	27	.630	25	47	72	51	84	2	24	54	8	172	5.4
Ndiaye	31	1	438	70	160	.438	0	1	.000	24	39	.615	25	74	99	17	51	0	11	32	18	164	5.3
das Neves	30	0	306	25	95	.263	14	60	.233	12	19	.632	8	15	23	29	32	0	16	23	0	76	2.5
Scott-Richardson	12	0	88	9	28	.321	0	0	---	7	12	.583	8	12	20	5	21	0	1	8	3	25	2.1
Scott-Richardson	8	0	52	6	18	.333	0	0	---	4	6	.667	3	9	12	3	14	0	0	5	3	16	2.0
Guyton (TOT)	11	0	98	4	17	.235	0	0	---	13	16	.813	8	18	26	2	21	0	2	10	2	21	1.9
Guyton (DET)	11	0	98	4	17	.235	0	0	---	13	16	.813	8	18	26	2	21	0	2	10	2	21	1.9
Tornikidou	11	0	86	9	23	.391	0	0	---	2	6	.333	3	6	9	8	8	0	1	11	1	20	1.8
L. Brown	13	0	43	7	16	.438	1	2	.500	4	6	.667	2	7	9	2	10	0	1	6	1	19	1.5
<b>SHOCK</b>	<b>32</b>		<b>6500</b>	<b>791</b>	<b>1972</b>	<b>.401</b>	<b>121</b>	<b>336</b>	<b>.360</b>	<b>536</b>	<b>764</b>	<b>.702</b>	<b>321</b>	<b>675</b>	<b>996</b>	<b>464</b>	<b>728</b>	<b>14</b>	<b>238</b>	<b>483</b>	<b>96</b>	<b>2239</b>	<b>70.0</b>
<b>OPPONENTS</b>	<b>32</b>		<b>6500</b>	<b>830</b>	<b>1901</b>	<b>.437</b>	<b>114</b>	<b>338</b>	<b>.337</b>	<b>529</b>	<b>736</b>	<b>.719</b>	<b>293</b>	<b>769</b>	<b>1062</b>	<b>514</b>	<b>723</b>	<b>11</b>	<b>262</b>	<b>532</b>	<b>133</b>	<b>2303</b>	<b>72.0</b>

## 1999 GAME-BY-GAME RESULTS

DATE	OPPONENT	W/L	TEAM/OPP	HOME	ROAD	TOTAL	HIGH SCORING	HIGH REBOUNDS	HIGH ASSISTS	OPPONENT HIGH SCORING	ATTENDANCE
Jun 12	@ Minnesota	L	51-68	0-0	0-1	0-1	Brondello-15	Whiting-16	Azzi-3	Edwards-20	12,122
Jun 14	@ Cleveland	W	73-71	0-0	1-1	1-1	Hiede-15 Brondello-15	Whiting-7	Brondello-3 Whiting-4	Jones-24	5,895
Jun 17	ORLANDO	W	79-74	1-0	1-1	2-1	Brondello-23	Ndiaye-8	Brondello-7	S. Johnson-22	10,745
Jun 18	@ Washington	W	76-69	1-0	2-1	3-1	Azzi-18	Whiting-7	Whiting-5	McCray-19	13,423
Jun 20	@ New York	L	62-69	1-0	2-2	3-2	Brondello-16	C. Brown-10	Azzi-6	Whitmore-16	11,902
Jun 22	CHARLOTTE	W	75-69	2-0	2-2	4-2	Brondello-19	Ndiaye-9	Azzi-3	Bullett-13	7,212
Jun 24	HOUSTON	L	65-77	2-1	2-2	4-3	Hiede-17	C. Brown-6 Ndiaye-6	Hiede-3 Brondello-2	Cooper-24	7,448
Jun 26	PHOENIX	L	60-66	2-2	2-2	4-4	Canty-16	C. Brown-6	Brondello-3	Gillom-17	7,651
Jun 28	New York	W	91-71	3-2	2-2	5-4	Hiede-17	C. Brown-6 Canty-6	Brondello-5	Johnson-18	7,194
Jul 2	Los Angeles	L	81-91	3-3	2-2	5-5	Brondello-21	C. Brown-10	Brondello-3 Sporn-3	Leslie-18	7,681
Jul 4	SACRAMENTO	L	78-92	3-4	2-2	5-6	C. Brown-18	Whiting-10	C. Brown-4 Hiede-4	Griffith-21	6,827
Jul 6	@ Utah	L	94-104(TOT)	3-4	2-3	5-7	Brondello-33	C. Brown-10	Azzi-5	Williams-31	4,692
Jul 10	WASHINGTON	L	78-83(TOT)	3-5	2-3	5-8	Brondello-15 Canty-15	Whiting-13	Brondello-4 Azzi-4	Holdsclaw-20	8,358
Jul 12	@ Orlando	W	76-67	3-5	3-3	6-8	Brondello-22	Whiting-15	Azzi-7	Congreaves-14	8,487
Jul 16	@ Washington	W	78-68	3-5	4-3	7-8	Brondello-18	Whiting-7 Sporn-7	Azzi-6	McWilliams-14 McCray-18	13,600
Jul 17	CLEVELAND	W	77-61	4-5	4-3	8-8	C. Brown-14	C. Brown-8	Azzi-8	Burras-13	7,632
Jul 21	UTAH	W	86-77	5-5	4-3	9-8	C. Brown-18	Whiting-9	Azzi-6	Dydek-22	11,253
Jul 23	@ Cleveland	W	69-60	5-5	5-3	10-8	Azzi-20	C. Brown-8	Azzi-8	Nemcova-16	8,106
Jul 25	CHARLOTTE	L	66-78	5-6	5-3	10-9	Hiede-22	Porter-7	Brondello-5	Bullett-20	7,215
Jul 27	@ Houston	L	46-85	5-6	5-4	10-10	Azzi-10	C. Brown-9	Azzi-2	Cooper-20	11,105
Jul 28	@ Charlotte	L	65-84	5-6	5-5	10-11	Brondello-15	Whiting-5	Whiting-5	Stinson-27	6,588
Jul 31	CLEVELAND	L	53-55	5-7	5-5	10-12	Whiting-9	Ndiaye-11	Whiting-4	Burras-10 Melvin-10	6,771
Aug 2	WASHINGTON	L	70-75	5-8	5-5	10-13	Azzi-22	Whiting-10	Azzi-4	Holdsclaw-23	7,029
Aug 4	MINNESOTA	W	59-56	6-8	5-5	11-13	Brondello-21	Whiting-13	Canty-3	Reed-19	8,253
Aug 6	@ Sacramento	L	58-71	6-8	5-6	11-14	Brondello-13	Whiting-12	Azzi-3	Holland-Corn-15 Penicheiro-15	6,893
Aug 9	@ Los Angeles	W	84-59	6-8	6-6	12-14	Canty-18	Palmer-12	Brondello-3 Azzi-3	Milton-16	6,858
Aug 11	@ Phoenix	L	57-68	6-8	6-7	12-15	Porter-14	Palmer-12	Whiting-4	Stepanova-16	11,352
Aug 13	New York	L	56-60	6-9	6-7	12-16	Brondello-15	Palmer-11	Canty-2	Hampton-12 Robinson-12 Wicks-12	12,106
Aug 15	@ New York	W	63-57	6-9	7-7	13-16	Palmer-27	Palmer-14	Azzi-5	Weather Spoon-14	15,755
Aug 18	@ Orlando	L	81-93	6-9	7-8	13-17	Azzi-19	Palmer-13	Azzi-5	McWilliams-21	12,039
Aug 20	@ Charlotte	W	58-57	6-9	8-8	14-17	Palmer-20	Palmer-9	Azzi-4	Bullett-14	13,565
Aug 21	ORLANDO	W	74-68	7-9	8-8	15-17	Azzi-27	Palmer-14	Porter-4 Azzi-2 Canty-2 Porter-2	S. Johnson-22	12,378

1999 SHOCK CUMULATIVE PLAYOFF STATS

PLAYER				FIELD GOALS			3-POINT FG			FREE THROWS			REBOUNDS			AST	PF	DQ	ST	TO	BLK	PTS	AVG
	G	GS	MIN	FGM	FGA	PCT	3P	3PA	PCT	FTM	FTA	PCT	OR	DR	REB								
Palmer	1	1	37	4	11	.367	0	2	.000	2	3	.667	4	5	9	2	3	0	1	1	1	10	10.0
Whiting	1	1	27	2	7	.286	0	0	-	3	5	.600	3	3	6	1	4	0	2	2	1	7	7.0
Porter	1	1	19	2	5	.400	1	3	.333	0	0	-	0	2	2	2	1	0	0	2	1	5	5.0
Azzi	1	1	40	2	13	.154	1	6	.167	0	0	-	0	5	5	3	3	0	0	2	1	5	5.0
Brondello	1	1	29	4	12	.333	1	4	.250	0	0	-	2	1	3	0	2	0	2	1	1	9	9.0
Canty	1	0	21	2	6	.333	0	0	-	2	2	1.00	1	2	3	1	3	0	1	2	0	6	6.0
Ndiaye	1	0	16	4	5	.800	0	0	-	0	0	-	3	3	6	0	2	0	1	3	0	8	8.0
das Neves	1	0	11	1	4	.250	0	2	.000	2	2	1.00	0	2	2	1	0	0	1	0	0	4	4.0
Brown	0	0	0	0	0	-	0	0	-	0	0	-	0	0	0	0	0	0	0	0	0	0	0.0
Guyton	0	0	0	0	0	-	0	0	-	0	0	-	0	0	0	0	0	0	0	0	0	0	0.0
Scott-Richardson	0	0	0	0	0	-	0	0	-	0	0	-	0	0	0	0	0	0	0	0	0	0	0.0
SHOCK	1		200	21	63	.333	3	17	.176	9	12	.750	13	23	36	10	18	0	8	13	5	54	54.0
STING	1		200	22	61	.361	1	9	.111	15	19	.789	12	29	41	16	14	0	10	13	5	60	60.0

1999 PLAYOFF GAME-BY-GAME RESULTS

DATE	OPPONENT	W/L	TEAM/OPP	HOME	ROAD	TOTAL	HIGH SCORING	HIGH REBOUNDS	HIGH ASSISTS	OPPONENT HIGH SCORING	ATTENDANCE
Aug 24	Charlotte	L	54-60	0-1	0-0	0-1	Palmer-10	Palmer-9	Azzi-3	Stinson-16	6,917





## 1998 SHOCK CUMULATIVE STATS

PLAYER	G	GS	MIN	FIELD GOALS			3-POINT FG			FREE THROWS			REBOUNDS				PF	DQ	ST	TO	BLK	PTS	AVG
				FGM	FGA	PCT	3P	3PA	PCT	FTM	FTA	PCT	OR	DR	REB	AST							
Brondello	30	28	993	157	367	.428	16	44	.364	96	104	.923	18	69	87	98	58	0	38	64	1	426	14.2
Hlede	27	27	912	135	345	.391	29	74	.392	83	103	.806	39	102	141	73	66	0	21	88	1	382	14.1
Brown	30	30	965	126	268	.470	20	61	.328	82	114	.719	70	231	301	53	105	1	51	67	22	354	11.8
Mujanovic	30	30	695	106	204	.520	0	0	—	60	90	.667	54	100	154	29	86	1	9	64	26	272	9.1
Porter	30	24	817	89	260	.342	19	63	.302	48	76	.632	51	67	118	68	88	1	27	52	10	245	8.2
Sporn	30	1	535	60	147	.408	0	0	—	16	34	.471	51	57	108	38	58	0	8	34	12	136	4.5
Woodard	27	8	383	36	93	.387	0	0	—	23	40	.575	31	35	66	22	33	0	22	31	3	95	3.5
Branzova	26	0	204	29	65	.446	0	4	.000	11	20	.550	13	29	42	7	42	0	3	21	4	69	2.7
Blades	29	2	340	20	78	.256	12	50	.240	14	29	.483	5	27	32	41	47	0	12	41	1	66	2.3
Abraham	12	0	44	5	14	.357	0	0	—	8	15	.533	2	5	7	0	8	0	2	5	1	18	1.5
Kausaite	10	0	58	5	20	.250	0	2	.000	4	7	.571	8	3	11	1	4	0	3	3	0	14	1.4
Udoka	3	0	25	1	6	.167	0	0	—	2	4	.500	1	2	3	0	3	0	0	1	0	4	1.3
Hamblin (TOT)	6	0	29	2	8	.250	1	2	.500	1	2	.500	2	5	7	2	4	0	1	7	0	6	1.0
Hamblin (DET)	6	0	29	2	8	.250	1	2	.500	1	2	.500	2	5	7	2	4	0	1	7	0	6	1.0
<b>SHOCK</b>	<b>30</b>		<b>6000</b>	<b>771</b>	<b>1875</b>	<b>.411</b>	<b>97</b>	<b>300</b>	<b>.323</b>	<b>448</b>	<b>638</b>	<b>.702</b>	<b>345</b>	<b>732</b>	<b>1077</b>	<b>432</b>	<b>602</b>	<b>3</b>	<b>197</b>	<b>490</b>	<b>81</b>	<b>2087</b>	<b>69.6</b>
<b>OPPONENTS</b>	<b>30</b>		<b>6000</b>	<b>768</b>	<b>1869</b>	<b>.411</b>	<b>113</b>	<b>375</b>	<b>.301</b>	<b>429</b>	<b>602</b>	<b>.713</b>	<b>282</b>	<b>667</b>	<b>949</b>	<b>445</b>	<b>635</b>	<b>8</b>	<b>249</b>	<b>447</b>	<b>114</b>	<b>2078</b>	<b>69.3</b>

## 1998 GAME-BY-GAME RESULTS

DATE	OPPONENT	W/L	TEAM/OPP	HOME	ROAD	TOTAL	HIGH SCORING	HIGH REBOUNDS	HIGH ASSISTS	OPPONENT HIGH SCORING	ATTENDANCE
Jun 13	CHARLOTTE	L	69-78	0-1	0-0	0-1	Mujanovic-22	Mujanovic-13	Blades-4 Porter-4	Stinson-16	15,574
Jun 15	CLEVELAND	L	85-96	0-2	0-0	0-2	Hlede-17	Brown-10	Brondello-5	Braxton-18	7,102
Jun 18	@ Charlotte	L	67-71	0-2	0-1	0-3	Brondello-14	Brown-7	Blades-4	Mapp-18	5,093
Jun 20	@ Cleveland	L	66-68	0-2	0-2	0-4	Hlede-19	Sporn-8	Brondello-5	Braxton-17	7,876
Jun 21	@ Washington	W	70-57	0-2	1-2	1-4	Hlede-20	Hlede	Brown-6	Brondello-4	14,314
Jun 23	SACRAMENTO	W	61-57	1-2	1-2	2-4	Hlede-18	Brown-12	Hlede-4	Burgess-13	7,258
Jun 25	WASHINGTON	W	79-71	2-2	1-2	3-4	Brondello-19	Brown-7	Brondello-5	McCray-23	7,386
Jun 27	@ Cleveland	W	84-73	2-2	2-2	4-4	Brondello Hlede-23	Brown-10	Brondello	Fijalkowski-25	9,521
Jun 29	CHARLOTTE	W	60-49	3-2	2-2	5-4	Brown Brondello-19	Brown-16	Blades Hlede-2	Congreaves-10	7,287
Jul 1	New York	W	82-65	4-2	2-2	6-4	Brown-22	Brown Mujanovic-10	Brondello-7	Witherspoon-13	9,166
Jul 6	@ New York	L	56-59	4-2	2-3	6-5	Brown-12	Brown-12	Brondello-5	Weatherspoon-12	11,276
Jul 8	PHOENIX	L	76-78	4-3	2-3	6-6	Porter-18	Brown-9	Brondello-8	Gillom-24	9,276
Jul 9	@ Houston	L	66-96	4-3	2-4	6-7	Brown-14	Brown-13	Brondello	Perrot-22	9,641
Jul 11	@ Washington	L	53-78	4-3	2-5	6-8	Brondello-10	Brown-10	Hlede Woodard-2	McCray-21	17,906
Jul 13	@ Utah	W	74-67	4-3	3-5	7-8	Brondello-23	Hlede-11	Brondello-3	Palmer-19	7,235
Jul 15	@ Phoenix	L	60-73	4-3	3-6	7-9	Hlede-16	Brown, Sporn-9	Brondello-4	Gillom-17	13,002
Jul 17	UTAH	W	79-67	5-3	3-6	8-9	Brondello-18	Brown-15	Brondello-7	Williams-16	8,180
Jul 18	CLEVELAND	W	72-57	6-3	3-6	9-9	Brown, Hlede-16	Hlede-13	Brondello-3	Edwards-13	8,573
Jul 22	WASHINGTON	W	76-61	7-3	3-6	10-9	Porter-19	Brown-12	Brown, Brondello, Hlede-3	Chaconas-10	7,747
Jul 25	Los Angeles	W	69-67	8-3	3-6	11-9	Hlede-20	Brown-14	Hlede-7	Dixon-26	14,181
Jul 26	@ New York	L	62-78	8-3	3-7	11-10	Hlede-14	Hlede-8	Hlede-6	Witherspoon-17	15,114
Jul 31	SACRAMENTO	W	78-77	9-3	3-7	12-10	Brondello-20	Brown-10	Porter-9	Smith-26	10,248
Aug 3	@ Charlotte	L	68-71	9-3	3-8	12-11	Brondello-21	Brown-10	Porter-4	Bullett-19	5,678
Aug 5	Los Angeles	W	73-61	10-3	3-8	13-11	Hlede-20	Brown-10	Brown Brondello-4	Leslie-30	9,872
Aug 7	HOUSTON	L	57-61	10-4	3-8	13-12	Brown-13	Brown-13	Brown-5	Cooper-34	15,338
Aug 10	@ Utah	W	77-73	10-4	4-8	14-12	Hlede-20	Brown-21	Brown-4	Palmer-20	6,770
Aug 11	@ Sacramento	W	50-41	10-4	5-8	15-12	Brondello-15	Brown-12	Porter-4	Byears-16	5,527
Aug 14	@ Phoenix	L	59-84	10-4	5-9	15-13	Brondello-20	Porter-8	Blades-3	Gillom Pettis-23	14,398
Aug 16	@ Los Angeles	W	77-76	10-4	6-9	16-13	Mujanovic-25	Brown-11	Brondello-5	Leslie-30	9,609
Aug 19	New York	W	82-68	11-4	6-9	17-13	Brondello-24	Woodard-9	Woodard-3	Witherspoon-26	16,246



## 1998

- Jan 27 Allocated F Cindy Brown and C Razija Mujanovic.  
Feb 18 1998 WNBA Expansion Draft: Drafted G Rhonda Blades (First Round, 2nd Overall), F Tajima Abraham (Second Round, 4th Overall),  
F Tara Williams (Third Round, 6th Overall), G Lynette Woodard (Fourth Round, 8th Overall).  
Apr 29 1998 WNBA Draft: Drafted G Korie Hlede (First Round, 4th Overall), F Rachael Sporn (Second Round 17th Overall), F Gergana Branzova  
(Third Round 24th Overall), Sandy Brondello (Fourth Round 34th Overall).  
May 2 Awarded free agents F Lisa Ostrom, C Shenika Walker, F Mfon Udoka, G DeAngela Minter, G Aneta Kausaite and G Betsy Harris for 1998  
Training Camp per WNBA Free Agent Allocations.  
May 29 Added F Carla Porter to Training Camp Roster.  
Jun 1 Waived F Lisa Ostrom, C Shenika Walker and G Betsy Harris.  
Jun 22 Waived F Mfon Udoka and added C Tajima Abraham.  
Jul 15 Waived G DeAngela Minter.  
Jul 18 Added F Angela Hamblin.

## 1999

- May 4 1999 WNBA Expansion Draft: Did not lose any players.  
1999 WNBA Draft: Drafted G Jennifer Azzi (First Round, 5th Overall), C Val Whiting (Second Round, 17th Overall), G Dominique Canty  
(Third Round, 29th Overall) and F Astou Ndiaye-Diatta (Fourth Round, 41st Overall).  
May 6 Awarded free agents F Natasha Anderson, G Laura Baker, F Leslie Brown, G Laurie Byrd, G Claudia Maria das Neves, G  
Latasha Dorsey,  
C Oksana Zakaluzhnaya for 1999 Training Camp per WNBA Free Agent Allocations.  
May 7 Waived G Angela Hamblin, G Aneta Kausaite and G Lynette Woodard.  
May 19 Added G Laurie Byrd to the Roster.  
May 27 Waived G Latasha Dorsey and F Natasha Anderson.  
May 31 Waived G Laura Baker.  
Jun 9 Waived G Tajima Abraham, F Gergana Branzova, C Razija Mujanovic and G Laurie Byrd.  
Jul 5 Waived G Elena Tornikidou.  
Jul 28 Added F Wanda Guyton.  
Jul 28 Traded F Cindy Brown and G Korie Hlede to Utah for F Wendy Palmer and F Olympia Scott-Richardson.  
Dec 15 2000 WNBA Expansion Draft: G Sandy Brondello (Second Round, 8th Overall) and F Leslie Brown (Fifth Round, 19th Overall)  
selected by the expansion Miami Sol.

## 2000

- Apr 24 Traded for 3rd Overall (G Edwina Brown) and 8th Overall (G Tamicha Jackson) selections from the Utah Starzz in exchange  
for G Jennifer Azzi and the 12th Overall pick (Naomi Multauapele) in the first round of the 2000 WNBA Draft.  
Apr 25 2000 WNBA Draft: Drafted G Edwina Brown (First Round, 3rd Overall), G Tamicha Jackson (First Round, 8th Overall), G  
Madinah Slaise  
(Second Round, 28th Overall), G/F Chavonne Hammond (Third Round, 44th Overall) and G Cal Bouchard (Fourth Round, 60th  
Overall).  
May 1 Awarded Free Agents G/F Anna DeForge, F/C Barbara Farris, G Isatu Milton, F Vicky Picott, F/C Darla Simpson, F Elena  
Tornikidou, for 2000 Training Camp per WNBA Free Agent Allocations.  
May 5 Added G Laurie Byrd to 2000 Training Camp roster.  
May 7 Added F Joy Holmes to 2000 Training Camp roster and waived Vicky Picott.  
May 9 Added G Nicole Andres to 2000 Training Camp roster and waived G Isatu Milton.  
May 21 Waived G Nicole Andres, F Wanda Guyton, F Chavonne Hammond, C Darla Simpson and G Laurie Byrd.  
Jul 24 Waived G Madinah Slaise.  
Sept 20 Greg Williams named head coach/director of player personnel.  
Oct 23 Steve Smith promoted to lead assistant coach.  
Oct 26 Tom Cross promoted to assistant coach/director of scouting.  
Nov 20 Peggy Stapleton hired as assistant coach.

## 2001

- Apr 20 2001 WNBA Draft: Drafted G/F Deanna Nolan (First Round, 6th Overall), G Jae Kingi (Second Round 22nd Overall), G/F  
Svetlana Volnaya  
(Third Round, 38th Overall) and F Kelly Santos (Fourth Round, 54th Overall).  
Apr 20 Traded for the Minnesota Lynx's second round pick of the 2002 WNBA Draft in exchange for C Val Whiting.  
Apr 23 Traded for G Jennifer Rizzotti from the Houston Comets in exchange for G Anna DeForge.  
Apr 27 Awarded C Kacy Moffitt per WNBA 2001 free-agent allocation.  
May 11 Waived C Kacy Moffitt.  
May 11 Traded for Portland Fire's 2002 WNBA Draft second round pick in exchange for G Tamicha Jackson.  
May 17 Waived G Cal Bouchard and G/F Svetlana Volnaya.  
May 27 Traded for Cleveland Rockers 2002 WNBA Draft third round pick in exchange for G Jennifer Rizzotti.  
May 27 Traded for Indiana Fever's 2002 WNBA Draft second round pick in exchange for F/C Olympia Scott-Richardson and the  
Shock's 2002 WNBA Draft third round pick.  
May 27 Waived F Joy Holmes.

## 2002

- Feb 7 Shock Head Coach Greg Williams names Frank Schneider lead assistant coach...
- Apr 19 2002 WNBA Draft: F Swin Cash (First Round, 2nd Overall), G/F Lenae Williams (Second Round 18th Overall), F Ayana Walker (Second Round, 20th Overall), C Jill Chapman (Second Round, 21st Overall), G Kathy Wambe (Second Round 22nd Overall), G/F Ericka Haney (Third Round 47th Overall).
- Apr 24 Waived F Rachael Sporn.
- Apr 29 Awarded Free Agents F Mandi Carver, C Jamie Cassidy, G/F Abby Garcheck Jaramillo, G Begona Garcia, G Jhudy Gonzalez, G Carol Smith, G Nikki Thompsons and G Amy Wright for 2002 Training Camp per WNBA Free Agent Allocations.
- May 3 Traded G Claudia Maria das Neves to Phoenix for a 2003 fourth round draft pick.
- May 7 Waived G Abby Garcheck Jaramillo, G Carol Smith and G Nikki Thompsons.
- May 9 Waived G Amy Wright and C Jamie Cassidy.
- May 10 Traded 2003 fourth round draft pick to Sacramento for G Stacy Clinesmith and picked up G Sharron Francis.
- May 14 Waived F Mandi Carver, G Sharron Francis and G Jhudy Gonzalez.
- May 23 Waived G Ericka Haney and G Stacy Clinesmith.
- Jun 19 Relieved Head Coach Greg Williams of his duties and hired Bill Laimbeer as Head Coach/Director of Player Personnel.
- Jun 21 Waived C Oksana Zakaluzhnaya.
- Jun 27 Picked up G Stacy Clinesmith and waived G Begona Garcia.
- Jul 7 Traded F Wendy Palmer and a 2003 second round draft pick to Orlando for G Elaine Powell and a 2003 first round draft pick.
- Oct 17 Hired assistant coaches Laurie Byrd and Pamela McGee to replace Frank Schneider and Tom Cross.

## 2003

- Apr 24 Drafted C Ruth Riley first overall in the 2003 WNBA Dispersal Draft.
- Apr 25 2003 WNBA Draft: F,C Cheryl Ford (First Round, 3rd Overall), G Kara Lawson (First Round, 5th Overall), F Syreeta Bromfield (Third Round, 28th Overall).
- Apr 27 Traded G Dominique Canty to Houston for G Allison Curtin.
- Apr 28 Traded G Edwina Brown and G Lenae Williams to Phoenix for G Telisha Quarles and C Petra Ujhelyi.
- Apr 29 Traded G Kara Lawson to Sacramento for G Kedra Holland-Corn.
- May 2 Signed free agent G Korie Hlede.
- May 8 Released G Bryn Britton and F/C Katherine Hanks.
- May 10 Released G Korie Hlede, G Krista Ragan-Binham and F Ekuah Ramsey.
- May 12 Released G Telisha Quarles and F Rhonda Price.
- May 13 Hired Korie Hlede as assistant coach.
- May 19 Traded 2004 Third round draft pick to Minnesota for G Tamara Moore.
- May 21 Released F Syreeta Bromfield, F Kelly Santos and G Kathy Wambe, and announced the retirement of G Niesa Johnson.
- May 23 Signed G Sheila Lambert and released G Stacy Clinesmith.
- May 25 Placed G Allison Curtin (partially torn right ACL) and F,C Astou Ndiaye-Diatia (recovering from giving birth to triplets) on the injured list.
- Jul 27 Activated F,C Astou Ndiaye-Diatia and placed F,C Petra Ujhelyi (low back strain/muscle spasms) on the injured list.
- Jul 31 Traded G Tamara Moore to Phoenix for F Stacey Thomas.
- Aug 25 Placed F,C Cheryl Ford on the injured list (low back strain) and activated F,C Petra Ujhelyi.

## 2004

- Jan 6 Selected G Jennifer Rizzotti in 2004 WNBA dispersal draft.
- Feb 11 Traded G Kedra Holland-Corn and 2nd round draft pick to Houston for 2004 11th overall draft pick and 32nd overall draft pick.
- Feb 11 Signed free-agent G Merlakia Jones
- Mar 3 Signed C Ruth Riley, G Deanna Nolan, and G Elaine Powell to long-term deals.
- Mar 22 Signed free-agent G Isabel Sanchez.
- Apr 7 Signed G Jae Cross and F Stacey Thomas.
- Apr 17 2004 WNBA Draft: F,C Iciss Tillis (First Round, 11th overall), F Shereka Wright (First Round, 13th overall), G Erika Valek (Second Round, 23rd overall), C Jennifer Smith (Second Round, 32nd overall)/Traded F Shereka Wright, G Sheila Lambert, and G Erika Valek to Phoenix for G Chandi Jones.
- Apr 23 Waived C Petra Ujhelyi.
- May 11 Waived C Jennifer Smith
- May 13 Signed C Stacy Stephens
- May 17 Released G Allison Curtin, F Stacy Thomas, and G Isabel Sanchez, and placed F Ayana Walker on injured list.
- Jun 1 Activated F Ayana Walker and placed C Stacy Stephens on the injured list.
- Jun 15 Placed F Barb Farris on injured list (separated left shoulder) and activated C Stacy Stephens.
- Jul 2 Re-signed guard G Isabel Sanchez, placed G Elaine Powell on injured list (torn plantar fascia in her right foot).
- Jul 4 Released C Stacy Stephens and G Jae Cross
- Jul 5 Signed rookie free-agent F Amisha Carter to seven-day contract.
- Jul 10 Activated F Barb Farris
- Jul 14 Signed F Amisha Carter to second seven-day contract.
- Jul 14 Activated G Elaine Powell and placed F Ayana Walker on the injured list.
- Jul 21 Activated F Ayana Walker, signed F Amisha Carter for remainder of season and placed Carter on injured list.
- Sept 13 Re-signed F Stacey Thomas and placed F Swin Cash (torn ACL in left knee) on injured list.

## 2005

- Jan 26 Hired new assistant coach Rick Mahorn to replace Korie Hlede.
- Feb 9 Signed C Irina Ospova.
- Apr 13 Signed G Niele Ivey
- Apr 16 2005 WNBA Draft: C Kara Braxton (First Round, 7th overall), F Dionnah Jackson (First Round, 13th overall), F Nikita Bell



## 2006

Jan 12 Assistant Coach Laurie Byrd resigns.  
Feb 1 Signed G Kedra Holland-Corn  
Feb 9 Hired assistant coach Cheryl Reeve  
Apr 5 2006 WNBA Draft: F Ambrosia Anderson (First Round, 17th overall), C Zane Teilane (Third Round, 35th overall)  
Traded Anderson and 2nd Rd. pick in 2007 for F Jackie Batteast and 3rd Rd. pick in 2007 from Minnesota  
May 18 Traded two 2007 third round draft picks to Phoenix in exchange for G Angelina Williams  
May 26 Signed G Sabrina Palie  
Jun 30 Waived C Irina Osipova  
Jul 25 Signed G Elaine Powell

## 2007

Feb 22 Traded C Ruth Riley to San Antonio in exchange for C Katie Feenstra and the option to switch first-round draft picks in 2008  
Mar 6 Signed free agent G Shannon Johnson  
Apr 4 2007 WNBA Draft: G Ivory Latta (First Round, 11th overall)  
Apr 5 Waived G Angelina Williams and G Dionnah Jackson  
Kedra Holland-Corn announces her retirement from the WNBA  
Apr 27 Signed free agent G Amy Sanders  
May 19 Waived F Jacqueline Batteast  
Jul 2 Waived G Amy Sanders  
Jul 5 Signed F Iciss Tillis  
Aug 9 Signed C Tausha Mills to a seven-day contract  
Aug 16 Signed F Ayana Walker  
Aug 18 Resigned C Tausha Mills and signed Tyresa Smith for remainder of 2007 season

## 2008

Feb 6 2008 WNBA Expansion Draft: C Katie Feenstra selected by the expansion Atlanta Dream  
Traded G Ivory Latta to Atlanta in exchange for F LaToya Thomas and the 18th pick in the 2008 WNBA Draft  
Feb 19 Traded F Swin Cash to Seattle in exchange for the fourth pick in the 2008 WNBA Draft  
Apr 9 2008 WNBA Draft: G Alexis Hornbuckle (First Round, 4th overall), F Tasha Humphrey (First Round, 11th overall), C Olajinka Sanni (Second Round, 18th overall), G Natasha Lacy (Second Round, 28th overall), C Valeriya Berezhyńska (Third Round, 42nd overall)  
Apr 16 Signed F Chakhia Cole to a training camp contract  
Apr 17 Signed G Samantha Mahoney to a training camp contract  
Apr 18 Waived G Nina Norman  
Apr 26 Waived F Chakhia Cole, G/F Fantasia Goodwin and G Samantha Mahoney  
May 5 Waived F Tyresa Smith, G Natasha Lacy and C Valeriya Berezhyńska  
May 15 Waived F/C Michelle Campbell and G Wanisha Smith  
May 26 Waived G Chrissy Givens  
May 28 Signed G Wanisha Smith  
Jun 18 Waived G Wanisha Smith and signed G Chrissy Givens  
Jun 22 Traded F LaToya Thomas to Minnesota in exchange for G Eshaya Murphy  
Jun 27 Waived G Chrissy Givens  
Jul 11 Signed F/C Stacey Lovelace  
Jul 24 Signed G Nancy Lieberman to a seven-day contract  
Jul 26 Signed C Kelly Schumacher  
Aug 6 Waived F/C Stacey Lovelace  
Aug 12 Traded G Eshaya Murphy, C Tasha Humphrey and a 2009 2nd round draft pick to Washington in exchange for F/C Taj McWilliams-Franklin  
Aug 19 Signed G Ashley Shields to a seven-day contract (effective 8/28) and extended F/C Taj McWilliams-Franklin's contract through 2009  
Sept 5 Signed G Ashley Shields for the remainder of the season  
Nov 20 Re-signed Head Coach Bill Laimbeer to a two-year contract

## 2009

Jan 9 Matched Los Angeles' offer sheet to restricted free-agent C Kara Braxton  
Jan 29 Signed G Ashley Shields  
Apr 9 Traded G Ashley Shields to the Atlanta Dream in exchange for the 18th overall pick in the 2009 WNBA Draft  
Apr 9 2009 WNBA Draft: G Shavonte Zellous (First Round, 11th overall), C Britany Miller (Second Round, 18th overall), G Tanae Davis-Cain (Third Round, 37th overall)  
Apr 16 Signed G Tiera DeLaHoussaye to a training camp contract  
Apr 22 Signed G Kristin Haynie  
Nov 20 Scholanda Robinson was picked seventh overall during the Sacramento Monarch's Dispersal Draft

## 2010

Mar 10 Marion Jones signed as a free agent  
Apr 7 2010 WNBA Draft: Amanda Thompson (Second Round, 19th overall), Vivian Frieson (Third Round, 31st overall) // Chante Black and Amber Holt were acquired in a 2010 Draft day deal where the Shock sent the seventh overall pick in 2010 and a second round pick in 2011 to the Connecticut Sun  
Apr 14 Shanna Crossley acquired from the San Antonio Silver Stars in exchange for Crystal Kelly  
Apr 22 Natasha Lacy signed as a free agent  
Apr 28 Christi Thomas signed as a free agent



## 1999

Jul 30 Traded F Cindy Brown and G Korie Hlede to Utah for F Wendy Palmer and F Olympia Scott-Richardson

## 2000

Apr 24 Traded G Jennifer Azzi and the team's first round pick (No. 12 Overall – Naomi Multaauopele) in the 2000 WNBA Draft to the Utah Starzz in exchange for Utah's two first round picks (Nos. 3 and 8 Overall – Edwina Brown, Tamicha Jackson) in the 2000 WNBA Draft.

## 2001

Apr 20 Traded C Val Whiting to the Minnesota Lynx in exchange for Minnesota's second round pick (No. 22 Overall – Kathy Wambe) in the 2002 WNBA Draft.

Apr 24 Traded G Anna DeForge to the Houston Comets in exchange for G Jennifer Rizzotti.

May 13 Traded G Tamicha Jackson to the Portland Fire in exchange for Portland's second round pick (No. 21 Overall – Jill Chapman) in the 2002 WNBA Draft.

May 27 Traded G Jennifer Rizzotti to the Cleveland Rockers in exchange for Cleveland's third round pick (No. 47 Overall – Ericka Haney) in the 2002 WNBA Draft, and traded F/C Olympia Scott-Richardson along with the team's third round pick (No. 34 Overall – Kelly Komara) in the 2002 WNBA Draft to the Indiana Fever in exchange for Indiana's second round pick (No. 20 Overall – Ayana Walker) in the 2002 WNBA Draft.

## 2002

May 3 Traded G Claudia Maria das Neves to the Phoenix Mercury in exchange for Phoenix's fourth round pick \* in the 2003 WNBA Draft.

May 11 Traded the team's fourth round pick \* in the 2003 WNBA Draft to the Sacramento Monarchs in exchange for G Stacy Clinesmith.

Jul 7 Traded F Wendy Palmer and the team's second round pick (No. 13 Overall – Courtney Coleman) in the 2003 WNBA Draft to the Orlando Miracle in exchange for G Elaine Powell and the Miracle's first round pick (No. 5 Overall – Kara Lawson) in the 2003 WNBA Draft.

## 2003

Apr 27 Traded G Dominique Canty to the Houston Comets in exchange for G Allison Curtin.

Apr 28 Traded G Edwina Brown and G Lenae Williams to the Phoenix Mercury in exchange for G Telisha Quarles and C Petra Ujhelyi.

Apr 29 Traded G Kara Lawson to the Sacramento Monarchs in exchange for G Kedra Holland-Corn.

May 19 Traded the team's third round pick (No. 38 Overall – Kate Bulger) in the 2004 WNBA Draft to the Minnesota Lynx in exchange for G Tamara Moore.

Jul 31 Traded G Tamara Moore to the Phoenix Mercury in exchange for G Stacey Thomas.

## 2004

Feb 11 Traded G Kedra Holland-Corn and the team's second round pick (No. 26 Overall – Lindsay Taylor) in the 2004 WNBA Draft to the Houston Comets in exchange for Houston's first round pick (No. 11 Overall – Iciss Tillis) and third round pick (No. 32 Overall – Jennifer Smith) in the 2004 WNBA Draft.

Apr 17 Traded F Shereka Wright, G Sheila Lambert, and G Erika Valek to the Phoenix Mercury in exchange for G Chandi Jones.

## 2005

Apr 14 Traded C Iciss Tillis to the Washington Mystics in exchange for Washington's first round pick (No. 13 Overall – Dionnah Jackson) in the 2005 WNBA Draft.

Jun 29 Traded G Andrea Stinson and the team's second round draft pick (No. 21 Overall – Mistie Williams) in the 2006 WNBA Draft to the Phoenix Mercury in exchange for F Plenette Pierson.

Jul 30 Traded G Chandi Jones, G Stacey Thomas and the team's first round pick (No. 7 Overall – Shona Thorburn) in the 2006 WNBA Draft to the Minnesota Lynx in exchange for Katie Smith and Minnesota's second round pick (No. 17 Overall – Ambrosia Anderson) in the 2006 WNBA Draft.

## 2006

Apr 5 Traded F Ambrosia Anderson and the team's second round pick (No. 24 Overall – Kathrin Ress) in 2007 WNBA Draft to the Minnesota Lynx in exchange for G Jacqueline Batteast and Minnesota's third round pick (No. 28 Overall – Leah Rush) in the 2007 WNBA Draft.

May 18 Traded the team's two third round draft picks (Nos. 28 and 37 – Leah Rush & Emily Westerberg) to the Phoenix Mercury in exchange for G Angelina Williams.

## 2007

Feb 22 Traded C Ruth Riley to the San Antonio Silver Stars in exchange for C Katie Feenstra and the option to switch first round picks in the 2008 WNBA Draft.

## 2008

Feb 6 Traded G Ivory Latta to Atlanta in exchange for F LaToya Thomas and the 18th pick in the 2008 WNBA Draft

Feb 19 Traded F Swin Cash to Seattle in exchange for the fourth pick in the 2008 WNBA Draft

Jun 22 Traded F LaToya Thomas to Minnesota in exchange for G Eshaya Murphy.

Aug 12 Traded Eshaya Murphy, Tasha Humphrey and a 2009 2nd round draft pick in exchange for C Taj McWilliams-Franklin

## 2009

Apr 9 Traded G Ashley Shields to Atlanta in exchange for the 18th pick in the 2009 WNBA Draft

## 2010

Apr 7 Traded 2010 first round pick (#7) and 2011 second round pick to Connecticut in exchange for Chante Black and Amber Holt

Apr 14 Traded Crystal Kelly to San Antonio in exchange for Shanna Crossley

\* The WNBA reduced the number of rounds in the 2003 WNBA Draft to three rendering all fourth round picks obsolete.



### 2011 WNBA DRAFT

Elizabeth Cambage, Australia (1st Round, 2nd Overall)  
Kayla Pedersen, Stanford (1st Round, 7th Overall)  
Italee Lucas, North Carolina (2nd Round, 21st Overall)  
Chastity Reed, Arkansas-Little Rock (3rd Round, 25th Overall)

### 2010 WNBA DRAFT

Amanda Thompson, Oklahoma (2nd Rd., 19th overall)  
Vivian Frieson, Gonzaga (3rd Rd., 31st overall)

### 2009 WNBA DISPERSAL DRAFT

Shalonda Robinson, Sacramento Monarchs (7th overall)

### 2009 WNBA DRAFT

Shavonte Zellous, Pittsburgh (1st Rd., 11th overall)  
Britany Miller, Florida State (2nd Rd., 18th overall)  
Tanae Davis-Cain, Florida State (3rd Rd., 37th overall)

### 2008 WNBA DRAFT

Alexis Hornbuckle (1st Rd., 4th overall)  
Tasha Humphrey (1st Rd., 11th overall),  
Olayinka Sanni (2nd Rd., 18th overall),  
Natasha Lacy (2nd Rd., 28th overall),  
Valeriya Berezhyńska (3rd Rd., 42nd overall)

### 2007 WNBA DRAFT

Ivory Latta, North Carolina (1st Rd., 11th overall)

### 2006 WNBA DRAFT

Ambrosia Anderson, BYU (2nd Rd., 17th overall)  
Zane Teilane, Western Illinois (3rd Rd., 35th overall)



### 2004 WNBA DRAFT

Iciss Tillis, Duke (1st Rd., 11th overall)  
Shereka Wright, Purdue (1st Rd., 13th overall)  
Erika Valek, Purdue (2nd Rd., 23rd overall)  
Jennifer Smith, Michigan (3rd Rd., 32nd overall)

### 2004 WNBA DISPERSAL DRAFT

Jennifer Rizzotti, Cleveland Rockers (1st Rd., 13th overall)

### 2003 WNBA DRAFT

Cheryl Ford, Louisiana Tech (1st Rd., 3rd overall)  
Kara Lawson, Tennessee (1st Rd., 5th overall)  
Syreeta Bromfield, Michigan State (3rd Rd., 28th overall)

### 2003 WNBA DISPERSAL DRAFT

Ruth Riley, Miami Sol (1st overall)

### 2002 WNBA DRAFT

Swin Cash, Connecticut (1st Rd., 2nd overall)  
Lenae Williams, DePaul (2nd Rd., 18th overall)  
Ayana Walker, Louisiana Tech (2nd Rd., 20th overall)  
Jill Chapman, Indiana (2nd Rd., 21st overall)  
Kathy Wambe, Belgium (2nd Rd., 22nd overall)  
Ericka Haney, Notre Dame (3rd Rd., 47th overall)

### 2001 WNBA DRAFT

Deanna Nolan, Georgia (1st Rd., 6th overall)  
Jae Kingi, Australia (2nd Rd., 22nd overall)  
Svetlana Volnaya, Virginia (3rd Rd., 38th overall)  
Kelly Santos, Brazil (4th Rd., 54th overall)

### 2000 WNBA DRAFT

Edwina Brown, Texas (1st Rd., 3rd overall)  
Tamicha Jackson, Louisiana Tech (1st Rd., 8th overall)  
Chevonne Hammond, Vanderbilt (3rd Rd., 44th overall)  
Cal Bouchard, Boston College (4th Rd., 60th overall)

### 1999 WNBA DRAFT

Jennifer Azzi, Stanford (1st Rd., 5th overall)  
Val Whiting, Stanford (2nd Rd., 17th overall)  
Dominique Canty, Alabama (3rd Rd., 29th overall)  
Astou Ndiaye-Diatta, Southern Nazarene (4th Rd., 41st overall)

### 1998 WNBA DRAFT

Korie Hledes, Duquesne (1st Rd., 4th overall)  
Rachael Sporn, Underdale Adelaide (2nd Rd., 14th overall)  
Gergana Branzova, Florida International (3rd Rd., 24th overall)  
Sandy Brondello, Western Sydney (4th Rd., 34th overall)

### 1998 WNBA EXPANSION DRAFT

Rhonda Blades, New York Liberty (1st Rd., 1st overall)  
Tajama Abraham, Sacramento Monarchs (2nd Rd., 3rd overall)  
Tara Williams, Phoenix Mercury (3rd Rd., 5th overall)  
Lynette Woodard, Cleveland Rockers (4th Rd., 7th overall)

-----REGULAR SEASON-----									
YEAR	HEAD COACH	TOTAL		HOME		AWAY		POSTSEASON	
		W-L	PCT	W-L	PCT	W-L	PCT	W-L	PCT
1998	Nancy Lieberman-Cline	17-13	.567	11-4	.733	6-9	.400	----	
1999	Nancy Lieberman-Cline	15-17	.469	7-9	.438	8-8	.500	0-1	.000
2000	Nancy Lieberman-Cline	14-18	.438	8-8	.500	6-10	.375	----	
2001	Greg Williams	10-22	.313	6-10	.375	4-12	.250	----	
2002	Greg Williams	0-10	.000	0-2	.000	0-8	.000	----	
	Bill Laimbeer	9-13	.429	7-9	.438	2-4	.333	----	
2003	Bill Laimbeer	25-9	.735	13-4	.765	12-5	.706	6-2	.750
2004	Bill Laimbeer	17-17	.500	8-9	.471	9-8	.529	1-2	.333
2005	Bill Laimbeer	16-18	.470	12-5	.706	4-13	.235	0-2	.000
2006	Bill Laimbeer	23-11	.676	14-3	.824	9-8	.529	7-3	.700
2007	Bill Laimbeer	24-10	.706	12-5	.706	12-5	.706	6-5	.545
2008	Bill Laimbeer	22-12	.647	14-3	.827	8-9	.471	7-2	.777
2009	Bill Laimbeer	18-16	.529	11-6	.647	7-10	.412	2-3	.400
2010	Nolan Richardson	6-28	.214	4-13	.307	2-15	.133		
TOTALS	Nancy Lieberman-Cline	46-48	.489	26-21	.553	20-27	.426	0-1	.000
	Greg Williams	10-32	.238	6-12	.333	4-20	.167	----	
	Bill Laimbeer	136-90	.602	80-38	.678	56-52	.519	27-16	.628
	Totals	210-186	.530	123-77	.615	87-109	.444	29-20	.592



40-Tajama Abraham (George Washington)										Pos: C			Ht: 6'2"			Wt: 190			DOB: 9/27/75									
	G	GS	MIN	FGM	FGA	PCT	3P	3PA	PCT	FTM	FTA	PCT	OR	DR	REB	AS	PF	ST	TO	BLK	PTS							
1998	12	0	44	5	14	.357	0	0	----	8	15	.533	2	5	7	0	8	2	5	1	18							
Shock Totals	12	0	44	5	14	.357	0	0	----	8	15	.533	2	5	7	0	8	2	5	1	18							
WNBA Totals	42	5	466	53	140	.379	0	0	----	34	53	.642	34	40	74	13	78	14	54	13	140							

8-Jennifer Azzi (Stanford)					Pos: G	Ht: 5'8"		Wt: 140	DOB: 8/31/68												
	G	GS	MIN	FGM	FGA	PCT	3P	3PA	PCT	FTM	FTA	PCT	OR	DR	REB	AS	PF	ST	TO	BLK	PTS
1999	28	19	838	93	181	.514	30	58	.517	86	104	.827	5	56	61	106	103	24	56	4	302
Shock Totals	28	19	838	93	181	.514	30	58	.517	86	104	.827	5	56	61	106	103	24	56	4	302
WNBA Totals	141	132	4889	391	878	.445	158	345	.458	348	412	.845	45	315	360	638	435	112	281	42	1288

21-Jacqueline Batteast (Notre Dame)						Pos: F	Ht: 6'1"	Wt: 163	DOB: 3/26/83												
	G	GS	MIN	FGM	FGA	PCT	3P	3PA	PCT	FTM	FTA	PCT	OR	DR	REB	AS	PF	ST	TO	BLK	PTS
2006	26	1	178	15	54	.278	2	14	.143	4	7	.571	13	12	25	7	21	2	4	3	36
Shock Totals	26	1	178	15	54	.278	2	14	.143	4	7	.571	13	12	25	7	21	2	4	3	36
WNBA Totals	34	1	224	15	60	.250	2	14	.413	4	7	.571	13	17	30	10	25	2	7	4	36

10-Rhonda Blades (Vanderbilt)										Pos: G		Ht: 5'7"		Wt: 138		DOB: 10/29/72									
	G	GS	Min	FGM	FGA	PCT	3P	3PA	PCT	FTM	FTA	PCT	OR	DR	Reb	As	PF	St	TO	Blk	Pts				
1998	29	2	340	20	78	.256	12	50	.240	14	29	.483	5	27	32	41	47	12	41	1	66				
Shock Totals	29	2	340	20	78	.256	12	50	.250	14	29	.483	5	27	32	41	47	12	41	1	66				
WNBA Totals	57	2	630	45	148	.304	29	104	.279	27	49	.551	11	42	53	61	102	26	80	2	146				

11-Chante Black (Duke)						Pos: C			Ht: 6'5"			WT: 188 LBS			DOB: 11/12/85									
	G	GS	Min	FGM	FGA	PCT	3P	3PA	PCT	FTM	FTA	PCT	OR	DR	R	A	PF	ST	TO	B	PTS			
2010	34	23	712	80	149	.537	0	0	.000	17	49	.347	85	137	222	22	72	18	43	54	177			
Shock Totals	34	23	712	80	149	.537	0	0	.000	17	49	.347	85	137	222	22	72	18	43	54	177			
W. Totals	67	31	1,140	115	241	.477	0	1	.000	44	92	.478	126	203	329	28	126	31	68	81	274			

11-Carla Boyd (Australia)										Pos: F	Ht: 6'1"	Wt: 172	DOB: 10/31/75									
	G	GS	MIN	FGM	FGA	PCT	3P	3PA	PCT	FTM	FTA	PCT	OR	DR	REB	AS	PF	ST	TO	BLK	PTS	
1998	30	24	817	89	260	.342	19	63	.302	48	76	.632	51	67	118	68	88	27	52	10	245	
1999	32	26	694	69	174	.397	17	51	.333	17	27	.630	25	47	72	51	84	24	54	8	172	
2001	21	0	230	23	67	.343	11	36	.306	18	20	.900	10	16	26	14	32	11	16	2	75	
WNBA Totals	83	50	1741	181	501	.361	47	150	.313	83	123	.675	86	130	216	133	204	62	122	20	492	

34-Gergana Branzova (Florida International)										Pos: F		Ht: 6'4"		Wt: 175		DOB: 7/25/76							
	G	GS	MIN	FGM	FGA	PCT	3P	3PA	PCT	FTM	FTA	PCT	OR	DR	REB	AS	PF	ST	TO	BLK	PTS		
1998	26	0	204	29	65	.446	0	4	.000	11	20	.550	13	29	42	7	42	3	21	4	69		
WNBA Totals	26	0	204	29	65	.446	0	4	.000	11	20	.550	13	29	42	7	42	3	21	4	69		

45-Kara Braxton (Georgia)										Pos: C		Ht: 6'6"		Wt: 190		DOB: 2/18/83									
	G	GS	MIN	FGM	FGA	PCT	3P	3PA	PCT	FTM	FTA	PCT	OR	DR	REB	AS	PF	ST	TO	BLK	PTS				
2005	33	2	455	97	210	.462	0	1	.000	33	60	.550	42	58	100	14	78	18	52	13	227				
2006	34	1	359	58	143	.406	0	2	.000	30	48	.625	42	75	117	26	83	11	53	11	146				
2007	31	20	545	84	188	.447	0	0	.000	39	58	.672	54	112	166	16	91	14	62	16	207				
2008	33	10	590	107	258	.415	0	2	.000	81	109	.743	48	120	168	27	84	14	54	24	295				
2009	28	2	504	106	201	.527	0	0	.000	40	62	.645	66	101	167	41	79	19	51	18	252				
2010	22	16	369	90	180	.500	1	4	.250	23	36	.639	27	74	101	29	55	25	66	17	204				
Shock Totals	181	51	2,833	542	1180	.459	1	9	.111	246	373	.660	279	540	819	153	470	101	338	99	1331				
W. Totals	194	51	3,057	598	1,283	.466	1	9	.111	278	418	.665	307	574	881	169	506	109	365	104	1,475				

6-Sandy Brondello (Western Sydney)										Pos: G	Ht: 5'7"	Wt: 136	DOB: 8/20/68									
	G	GS	MIN	FGM	FGA	PCT	3P	3PA	PCT	FTM	FTA	PCT	OR	DR	REB	AS	PF	ST	TO	BLK	PTS	
1998	30	28	993	157	367	.428	16	44	.364	96	104	.923	18	69	87	98	58	38	64	1	426	
1999	32	32	1002	152	347	.438	37	76	.487	83	98	.847	29	37	66	73	81	25	75	5	424	
Shock Totals	62	60	1995	309	714	.433	53	120	.442	179	202	.886	47	106	153	171	139	63	139	6	850	
WNBA Totals	155	146	4583	665	1606	.414	114	278	.410	316	370	.854	83	217	300	349	298	148	252	16	1760	



**14-Cindy Brown (Long Beach State) Pos: F Ht: 6'2" Wt: 183 DOB: 3/16/65**

	G	GS	MIN	FGM	FGA	PCT	3P	3PA	PCT	FTM	FTA	PCT	OR	DR	REB	AS	PF	ST	TO	BLK	PTS
1998	30	30	965	126	268	.470	20	61	.329	82	114	.719	70	231	301	53	105	51	67	22	354
1999	21	21	490	46	146	.315	7	30	.233	45	65	.692	35	78	113	22	45	25	35	12	144
<b>Shock Totals</b>	<b>51</b>	<b>51</b>	<b>1455</b>	<b>172</b>	<b>414</b>	<b>.415</b>	<b>27</b>	<b>91</b>	<b>.297</b>	<b>127</b>	<b>179</b>	<b>.710</b>	<b>105</b>	<b>309</b>	<b>414</b>	<b>75</b>	<b>150</b>	<b>76</b>	<b>102</b>	<b>34</b>	<b>498</b>
<b>WNBA Totals</b>	<b>60</b>	<b>51</b>	<b>1611</b>	<b>183</b>	<b>446</b>	<b>.410</b>	<b>28</b>	<b>101</b>	<b>.277</b>	<b>138</b>	<b>195</b>	<b>.708</b>	<b>119</b>	<b>328</b>	<b>447</b>	<b>85</b>	<b>166</b>	<b>85</b>	<b>114</b>	<b>36</b>	<b>532</b>

**24-Edwina Brown (Texas) Pos: G/F Ht: 5'9" Wt: 163 DOB: 7/1/78**

	G	GS	MIN	FGM	FGA	PCT	3P	3PA	PCT	FTM	FTA	PCT	OR	DR	REB	AS	PF	ST	TO	BLK	PTS
2000	32	7	619	60	168	.357	1	4	.250	67	80	.838	36	52	88	72	77	24	68	5	188
2001	32	14	800	85	232	.366	20	53	.377	47	60	.783	31	70	101	87	83	33	68	7	237
2002	28	7	549	43	131	.328	6	12	.500	23	32	.719	29	53	82	58	73	25	60	7	115
<b>Shock Totals</b>	<b>92</b>	<b>28</b>	<b>1968</b>	<b>188</b>	<b>531</b>	<b>.354</b>	<b>27</b>	<b>69</b>	<b>.391</b>	<b>137</b>	<b>172</b>	<b>.797</b>	<b>96</b>	<b>175</b>	<b>271</b>	<b>217</b>	<b>233</b>	<b>82</b>	<b>196</b>	<b>19</b>	<b>540</b>
<b>WNBA Totals</b>	<b>130</b>	<b>34</b>	<b>2520</b>	<b>230</b>	<b>688</b>	<b>.334</b>	<b>27</b>	<b>72</b>	<b>.375</b>	<b>175</b>	<b>218</b>	<b>.803</b>	<b>126</b>	<b>220</b>	<b>346</b>	<b>280</b>	<b>279</b>	<b>113</b>	<b>245</b>	<b>26</b>	<b>662</b>

**8 - Kiesha Brown (Georgia) Pos: F, Ht: 5"10, WT: 134 LBS, DOB: 1/13/79**

	G	GS	Min	FGM	FGA	PCT	3P	3PA	PCT	FTM	FTA	PCT	OR	DR	R	A	PF	ST	TO	B	PTS
2010	27	8	481	56	144	.389	18	46	.391	23	28	.821	9	44	53	64	37	15	40	0	153
<b>Shock Totals</b>	<b>27</b>	<b>8</b>	<b>481</b>	<b>56</b>	<b>144</b>	<b>.389</b>	<b>18</b>	<b>46</b>	<b>.391</b>	<b>23</b>	<b>28</b>	<b>.821</b>	<b>9</b>	<b>44</b>	<b>53</b>	<b>64</b>	<b>37</b>	<b>15</b>	<b>40</b>	<b>0</b>	<b>153</b>
<b>WNBA Totals</b>	<b>216</b>	<b>25</b>	<b>2,598</b>	<b>274</b>	<b>738</b>	<b>.437</b>	<b>103</b>	<b>287</b>	<b>.359</b>	<b>146</b>	<b>170</b>	<b>.859</b>	<b>57</b>	<b>257</b>	<b>314</b>	<b>305</b>	<b>201</b>	<b>96</b>	<b>202</b>	<b>10</b>	<b>797</b>

**20-Lesley Brown (Virginia) Pos: F Ht: 6'0" Wt: 165 DOB: 6/3/77**

	G	GS	MIN	FGM	FGA	PCT	3P	3PA	PCT	FTM	FTA	PCT	OR	DR	REB	AS	PF	ST	TO	BLK	PTS
1999	13	0	43	7	16	.438	1	2	.500	4	6	.667	2	7	9	2	10	1	6	1	19
<b>WNBA Totals</b>	<b>13</b>	<b>0</b>	<b>43</b>	<b>7</b>	<b>16</b>	<b>.438</b>	<b>1</b>	<b>2</b>	<b>.500</b>	<b>4</b>	<b>6</b>	<b>.667</b>	<b>2</b>	<b>7</b>	<b>9</b>	<b>2</b>	<b>10</b>	<b>1</b>	<b>6</b>	<b>1</b>	<b>19</b>

**10-Dominique Canty (Alabama) Pos: G/F Ht: 5'10" Wt: 155 DOB: 3/2/77**

	G	GS	MIN	FGM	FGA	PCT	3P	3PA	PCT	FTM	FTA	PCT	OR	DR	REB	AS	PF	ST	TO	BLK	PTS
1999	26	11	646	76	229	.332	3	17	.176	94	136	.691	35	45	80	38	57	26	45	1	249
2000	28	27	784	83	203	.409	0	5	.000	91	131	.695	31	39	70	82	64	49	51	5	257
2001	32	18	625	70	193	.363	1	5	.200	56	74	.757	45	38	83	70	69	31	55	1	197
2002	28	12	625	52	154	.338	1	5	.200	55	76	.724	24	45	69	83	59	21	56	4	160
<b>Shock Totals</b>	<b>114</b>	<b>68</b>	<b>2680</b>	<b>281</b>	<b>779</b>	<b>.361</b>	<b>5</b>	<b>32</b>	<b>.156</b>	<b>296</b>	<b>417</b>	<b>.710</b>	<b>135</b>	<b>167</b>	<b>302</b>	<b>273</b>	<b>249</b>	<b>127</b>	<b>207</b>	<b>11</b>	<b>863</b>
<b>WNBA Totals</b>	<b>284</b>	<b>186</b>	<b>7039</b>	<b>706</b>	<b>1838</b>	<b>.384</b>	<b>10</b>	<b>64</b>	<b>.156</b>	<b>709</b>	<b>1008</b>	<b>.703</b>	<b>291</b>	<b>490</b>	<b>781</b>	<b>776</b>	<b>599</b>	<b>285</b>	<b>514</b>	<b>22</b>	<b>2131</b>

**21-Amisha Carter (Louisiana Tech) Pos: F Ht: 6'2" Wt: 179 DOB: 6/21/82**

	G	GS	MIN	FGM	FGA	PCT	3P	3PA	PCT	FTM	FTA	PCT	OR	DR	REB	AS	PF	ST	TO	BLK	PTS
2004	2	0	13	0	0	---	0	0	---	1	2	0.500	0	4	4	2	5	2	3	0	1
<b>Shock Totals</b>	<b>2</b>	<b>0</b>	<b>13</b>	<b>0</b>	<b>0</b>	<b>---</b>	<b>0</b>	<b>0</b>	<b>---</b>	<b>1</b>	<b>2</b>	<b>0.500</b>	<b>0</b>	<b>4</b>	<b>4</b>	<b>2</b>	<b>5</b>	<b>2</b>	<b>3</b>	<b>0</b>	<b>1</b>
<b>WNBA Totals</b>	<b>5</b>	<b>0</b>	<b>26</b>	<b>0</b>	<b>1</b>	<b>.000</b>	<b>0</b>	<b>0</b>	<b>---</b>	<b>1</b>	<b>2</b>	<b>0.500</b>	<b>0</b>	<b>6</b>	<b>6</b>	<b>2</b>	<b>9</b>	<b>2</b>	<b>4</b>	<b>0</b>	<b>1</b>

**32- Swin Cash (Connecticut) Pos: F Ht: 6'2" Wt: 162 DOB: 9/22/79**

	G	GS	MIN	FGM	FGA	PCT	3P	3PA	PCT	FTM	FTA	PCT	OR	DR	REB	AS	PF	ST	TO	BLK	PTS
2002	32	32	1079	144	353	.408	13	63	.206	173	227	.762	77	145	222	86	85	37	100	31	474
2003	33	33	1097	195	430	.453	12	40	.300	146	214	.682	65	128	193	119	76	43	108	23	548
2004	32	32	1105	180	384	.469	8	23	.348	158	219	.721	78	130	208	135	84	44	81	29	526
2005	21	21	458	48	126	.381	2	10	.200	21	32	.656	42	46	88	43	44	12	47	6	119
2006	34	34	990	124	323	.384	1	13	.077	109	143	.762	63	105	168	106	85	20	88	11	358
2007	31	31	959	126	307	.410	0	3	.000	92	121	.760	54	135	189	79	70	19	81	13	344
<b>Shock Totals</b>	<b>183</b>	<b>183</b>	<b>5689</b>	<b>817</b>	<b>1923</b>	<b>.425</b>	<b>36</b>	<b>152</b>	<b>.237</b>	<b>699</b>	<b>956</b>	<b>.731</b>	<b>379</b>	<b>689</b>	<b>1068</b>	<b>568</b>	<b>444</b>	<b>175</b>	<b>505</b>	<b>113</b>	<b>2369</b>
<b>WNBA Totals</b>	<b>214</b>	<b>211</b>	<b>6616</b>	<b>931</b>	<b>2216</b>	<b>.420</b>	<b>37</b>	<b>160</b>	<b>.231</b>	<b>821</b>	<b>1114</b>	<b>.737</b>	<b>425</b>	<b>810</b>	<b>1235</b>	<b>626</b>	<b>516</b>	<b>196</b>	<b>574</b>	<b>145</b>	<b>2720</b>

**42- Jill Chapman-Daily (Indiana) Pos: C Ht: 6'5" Wt: 205 DOB: 11/4/79**

	G	GS	MIN	FGM	FGA	PCT	3P	3PA	PCT	FTM	FTA	PCT	OR	DR	REB	AS	PF	ST	TO	BLK	PTS
2002	19	0	119	10	27	.370	0	1	.000	2	3	.667	11	15	26	0	20	3	8	2	22
<b>WNBA Totals</b>	<b>19</b>	<b>0</b>	<b>119</b>	<b>10</b>	<b>27</b>	<b>.370</b>	<b>0</b>	<b>1</b>	<b>.000</b>	<b>2</b>	<b>3</b>	<b>.667</b>	<b>11</b>	<b>15</b>	<b>26</b>	<b>0</b>	<b>20</b>	<b>3</b>	<b>8</b>	<b>2</b>	<b>22</b>



**21- Stacy Clinesmith (UC Santa Barbara) Pos: G Ht: 5'5" Wt: 148 DOB: 4/22/78**

	G	GS	MIN	FGM	FGA	PCT	3P	3PA	PCT	FTM	FTA	PCT	OR	DR	REB	AS	PF	ST	TO	BLK	PTS
2002	12	0	105	8	21	.381	6	15	.400	5	6	.833	1	4	5	17	6	1	6	1	27
<b>Shock Totals</b>	<b>12</b>	<b>0</b>	<b>105</b>	<b>8</b>	<b>21</b>	<b>.381</b>	<b>6</b>	<b>15</b>	<b>.400</b>	<b>5</b>	<b>6</b>	<b>.833</b>	<b>1</b>	<b>4</b>	<b>5</b>	<b>17</b>	<b>6</b>	<b>1</b>	<b>6</b>	<b>1</b>	<b>27</b>
<b>Career Totals</b>	<b>54</b>	<b>2</b>	<b>465</b>	<b>32</b>	<b>92</b>	<b>.348</b>	<b>20</b>	<b>66</b>	<b>.303</b>	<b>19</b>	<b>23</b>	<b>.826</b>	<b>8</b>	<b>30</b>	<b>38</b>	<b>80</b>	<b>35</b>	<b>14</b>	<b>37</b>	<b>2</b>	<b>103</b>

**13-Allison Curtin (Tulsa) Pos: G Ht: 5'11" Wt: 151 DOB: 3/31/80**

	G	GS	MIN	FGM	FGA	PCT	3P	3PA	PCT	FTM	FTA	PCT	OR	DR	REB	AS	PF	ST	TO	BLK	PTS
2003	0	0	0	0	0	---	0	0	---	0	0	---	0	0	0	0	0	0	0	0	0
<b>WNBA Totals</b>	<b>0</b>	<b>0</b>	<b>0</b>	<b>0</b>	<b>0</b>	<b>---</b>	<b>0</b>	<b>0</b>	<b>---</b>	<b>0</b>	<b>0</b>	<b>---</b>	<b>0</b>	<b>0</b>	<b>0</b>	<b>0</b>	<b>0</b>	<b>0</b>	<b>0</b>	<b>0</b>	<b>0</b>

**0 - Shanna Crossley (Tennessee) Pos: G, Ht: 5"10, WT: 155 LBS, DOB: 9/7/83**

	G	GS	Min	FGM	FGA	PCT	3P	3PA	PCT	FTM	FTA	PCT	OR	DR	R	A	PF	ST	TO	B	PTS
2010	30	16	639	105	260	.404	57	135	.422	24	30	.800	9	33	42	48	38	26	49	2	291
<b>Shock Totals</b>	<b>30</b>	<b>16</b>	<b>639</b>	<b>105</b>	<b>260</b>	<b>.404</b>	<b>57</b>	<b>135</b>	<b>.422</b>	<b>24</b>	<b>30</b>	<b>.800</b>	<b>9</b>	<b>33</b>	<b>42</b>	<b>48</b>	<b>38</b>	<b>26</b>	<b>49</b>	<b>2</b>	<b>291</b>
<b>W. Totals</b>	<b>117</b>	<b>18</b>	<b>1,924</b>	<b>330</b>	<b>827</b>	<b>.399</b>	<b>199</b>	<b>488</b>	<b>.408</b>	<b>67</b>	<b>83</b>	<b>.807</b>	<b>20</b>	<b>119</b>	<b>139</b>	<b>115</b>	<b>105</b>	<b>53</b>	<b>132</b>	<b>8</b>	<b>926</b>

**30-Anna DeForge (Nebraska) Pos: G Ht: 5'10" Wt: 160 DOB: 4/14/76**

	G	GS	MIN	FGM	FGA	PCT	3P	3PA	PCT	FTM	FTA	PCT	OR	DR	REB	AS	PF	ST	TO	BLK	PTS
2000	27	10	433	51	126	.405	18	56	.321	25	32	.781	9	38	47	47	34	27	33	4	145
<b>Shock Totals</b>	<b>27</b>	<b>10</b>	<b>433</b>	<b>51</b>	<b>126</b>	<b>.405</b>	<b>18</b>	<b>56</b>	<b>.321</b>	<b>25</b>	<b>32</b>	<b>.781</b>	<b>9</b>	<b>38</b>	<b>47</b>	<b>47</b>	<b>34</b>	<b>27</b>	<b>33</b>	<b>4</b>	<b>145</b>
<b>WNBA Totals</b>	<b>230</b>	<b>206</b>	<b>6420</b>	<b>846</b>	<b>2095</b>		<b>334</b>	<b>890</b>		<b>377</b>	<b>459</b>		<b>187</b>	<b>562</b>	<b>749</b>	<b>493</b>	<b>358</b>	<b>262</b>	<b>367</b>	<b>49</b>	<b>2403</b>

**54-Barbara Farris (Tulane) Pos: F/C Ht: 6'3" Wt: 195 DOB: 9/10/76**

	G	GS	MIN	FGM	FGA	PCT	3P	3PA	PCT	FTM	FTA	PCT	OR	DR	REB	AS	PF	ST	TO	BLK	PTS
2000	14	2	130	15	30	.500	0	1	.000	15	27	.556	16	16	32	2	30	6	14	1	45
2001	31	10	559	46	98	.469	0	0	-----	37	58	.638	41	68	109	16	68	7	30	5	129
2002	32	16	564	49	117	.419	0	1	.000	45	61	.738	29	65	94	16	62	12	38	9	143
2003	34	0	522	43	99	.434	0	0	-----	41	63	.651	29	53	82	23	62	10	41	4	127
2004	26	0	422	41	80	.513	0	0	-----	36	54	.667	28	33	61	7	46	8	26	2	118
2005	34	1	444	25	73	.342	0	0	-----	33	54	.611	31	53	84	22	52	9	42	1	83
2009	13	3	110	2	9	.222	0	0	.00	13	16	.813	3	15	18	5	17	5	9	0	17
<b>Shock Totals</b>	<b>184</b>	<b>32</b>	<b>2751</b>	<b>221</b>	<b>506</b>	<b>.441</b>	<b>0</b>	<b>2</b>	<b>.000</b>	<b>220</b>	<b>333</b>	<b>.653</b>	<b>177</b>	<b>303</b>	<b>480</b>	<b>91</b>	<b>337</b>	<b>57</b>	<b>200</b>	<b>22</b>	<b>645</b>
<b>WNBA Totals</b>	<b>280</b>	<b>74</b>	<b>4,484</b>	<b>380</b>	<b>878</b>	<b>.433</b>	<b>0</b>	<b>5</b>	<b>.000</b>	<b>334</b>	<b>490</b>	<b>.682</b>	<b>287</b>	<b>544</b>	<b>831</b>	<b>160</b>	<b>564</b>	<b>103</b>	<b>320</b>	<b>32</b>	<b>1,094</b>

**44- Katie Feenstra (Liberty) Pos: C Ht: 6'8" Wt: 240 DOB: 11/17/82**

	G	GS	MIN	FGM	FGA	PCT	3P	3PA	PCT	FTM	FTA	PCT	OR	DR	REB	AS	PF	ST	TO	BLK	PTS
2007	34	12	447	69	131	.527	0	0	---	39	53	.736	55	111	166	7	77	7	40	25	177
<b>Shock Totals</b>	<b>34</b>	<b>12</b>	<b>447</b>	<b>69</b>	<b>131</b>	<b>.527</b>	<b>0</b>	<b>0</b>	<b>---</b>	<b>39</b>	<b>53</b>	<b>.736</b>	<b>55</b>	<b>111</b>	<b>166</b>	<b>7</b>	<b>77</b>	<b>7</b>	<b>40</b>	<b>25</b>	<b>177</b>
<b>Career Totals</b>	<b>135</b>	<b>44</b>	<b>2213</b>	<b>350</b>	<b>711</b>	<b>.492</b>	<b>0</b>	<b>0</b>	<b>---</b>	<b>260</b>	<b>374</b>	<b>.695</b>	<b>229</b>	<b>451</b>	<b>680</b>	<b>37</b>	<b>362</b>	<b>31</b>	<b>229</b>	<b>122</b>	<b>960</b>

**35- Cheryl Ford (Louisiana Tech) Pos: F Ht: 6'3" Wt: 191 DOB: 6/6/81**

	G	GS	MIN	FGM	FGA	PCT	3P	3PA	PCT	FTM	FTA	PCT	OR	DR	REB	AS	PF	ST	TO	BLK	PTS
2003	32	32	956	128	270	.474	0	0	-----	88	129	.682	99	235	334	27	109	32	79	31	344
2004	31	31	912	118	287	.411	0	0	-----	93	158	.589	104	193	297	34	118	41	54	25	329
2005	33	33	932	120	279	.430	0	0	-----	73	150	.487	113	209	322	26	143	33	69	46	313
2006	32	32	920	157	315	.498	0	0	-----	129	199	.648	130	233	363	45	114	38	58	25	443
2007	15	15	460	71	143	.497	0	0	-----	53	83	.639	48	120	168	22	54	28	42	11	195
2008	24	24	637	89	185	.481	0	0	-----	65	116	.560	74	134	208	22	70	24	23	9	243
<b>WNBA Totals</b>	<b>167</b>	<b>167</b>	<b>4816</b>	<b>683</b>	<b>1479</b>	<b>.462</b>	<b>0</b>	<b>0</b>	<b>-----</b>	<b>501</b>	<b>835</b>	<b>.600</b>	<b>568</b>	<b>1124</b>	<b>1692</b>	<b>176</b>	<b>608</b>	<b>196</b>	<b>325</b>	<b>147</b>	<b>1867</b>

**5- Begona Garcia (Spain) Pos: G Ht: 5'5" Wt: 135 DOB: 1/3/76**

	G	GS	MIN	FGM	FGA	PCT	3P	3PA	PCT	FTM	FTA	PCT	OR	DR	REB	AS	PF	ST	TO	BLK	PTS
2002	8	0	64	2	11	.182	2	6	.333	2	4	.500	0	4	4	9	8	3	11	0	8
<b>WNBA Totals</b>	<b>8</b>	<b>0</b>	<b>64</b>	<b>2</b>	<b>11</b>	<b>.182</b>	<b>2</b>	<b>6</b>	<b>.333</b>	<b>2</b>	<b>4</b>	<b>.500</b>	<b>0</b>	<b>4</b>	<b>4</b>	<b>9</b>	<b>8</b>	<b>3</b>	<b>11</b>	<b>0</b>	<b>8</b>

**10-Chrissy Givens (Middle Tennessee) Pos: G Ht: 5'11" Wt: 165 DOB: 7/26/85**

	G	GS	MIN	FGM	FGA	PCT	3P	3PA	PCT	FTM	FTA	PCT	OR	DR	REB	AS	PF	ST	TO	BLK	PTS
2008	3	0	10	0	2	.000	0	0	---	2	2	1.000	0	0	0	2	2	0	2	0	2
<b>WNBA Totals</b>	<b>3</b>	<b>0</b>	<b>10</b>	<b>0</b>	<b>2</b>	<b>.000</b>	<b>0</b>	<b>0</b>	<b>---</b>	<b>2</b>	<b>2</b>	<b>1.000</b>	<b>0</b>	<b>0</b>	<b>0</b>	<b>2</b>	<b>2</b>	<b>0</b>	<b>2</b>	<b>0</b>	<b>2</b>

**50-Wanda Guyton (South Florida) Pos: F Ht: 6'1" Wt: 178 DOB: 10/14/68**

	G	GS	MIN	FGM	FGA	PCT	3P	3PA	PCT	FTM	FTA	PCT	OR	DR	REB	AS	PF	ST	TO	BLK	PTS
1999	11	0	98	4	17	.235	0	0	----	13	16	.813	8	18	26	2	21	2	10	2	21
<b>Shock Totals</b>	<b>11</b>	<b>0</b>	<b>98</b>	<b>4</b>	<b>17</b>	<b>.235</b>	<b>0</b>	<b>0</b>	<b>----</b>	<b>13</b>	<b>16</b>	<b>.813</b>	<b>8</b>	<b>18</b>	<b>26</b>	<b>2</b>	<b>21</b>	<b>2</b>	<b>10</b>	<b>2</b>	<b>21</b>
<b>WNBA Totals</b>	<b>37</b>	<b>26</b>	<b>780</b>	<b>61</b>	<b>150</b>	<b>.436</b>	<b>0</b>	<b>0</b>	<b>----</b>	<b>51</b>	<b>84</b>	<b>.607</b>	<b>84</b>	<b>78</b>	<b>162</b>	<b>14</b>	<b>108</b>	<b>29</b>	<b>55</b>	<b>11</b>	<b>173</b>

**24-Angela Hamblin (Iowa) Pos: F Ht: 5'10" Wt: 170 DOB: 9/30/76**

	G	GS	MIN	FGM	FGA	PCT	3P	3PA	PCT	FTM	FTA	PCT	OR	DR	REB	AS	PF	ST	TO	BLK	PTS
1998	6	0	29	2	8	.250	1	2	.500	1	2	.500	2	5	7	2	4	1	7	0	6
<b>WNBA Totals</b>	<b>6</b>	<b>0</b>	<b>29</b>	<b>2</b>	<b>8</b>	<b>.250</b>	<b>1</b>	<b>2</b>	<b>.500</b>	<b>1</b>	<b>2</b>	<b>.500</b>	<b>2</b>	<b>5</b>	<b>7</b>	<b>2</b>	<b>4</b>	<b>1</b>	<b>7</b>	<b>0</b>	<b>6</b>

**31-Kristin Haynie (Michigan State) Pos: FG Ht: 5'9" Wt: 175 DOB: 6/17/83**

	G	GS	MIN	FGM	FGA	PCT	3P	3PA	PCT	FTM	FTA	PCT	OR	DR	REB	AS	PF	ST	TO	BLK	PTS
<b>WNBA Totals</b>	<b>160</b>	<b>8</b>	<b>2,253</b>	<b>206</b>	<b>587</b>	<b>.351</b>	<b>54</b>	<b>167</b>	<b>.323</b>	<b>89</b>	<b>111</b>	<b>.802</b>	<b>70</b>	<b>192</b>	<b>262</b>	<b>292</b>	<b>135</b>	<b>14</b>	<b>221</b>	<b>202</b>	<b>555</b>

**7-Korie Hlede (Duquesne) Pos: G Ht: 5'9" Wt: 155 DOB: 3/29/75**

	G	GS	Min	FGM	FGA	PCT	3P	3PA	PCT	FTM	FTA	PCT	OR	DR	Reb	As	PF	St	TO	Blk	Pts
1998	27	27	912	135	345	.391	29	74	.392	83	103	.796	39	102	141	73	66	21	88	1	382
1999	21	10	408	67	172	.390	8	24	.333	42	49	.857	24	31	55	25	49	22	32	2	184
<b>Shock Totals</b>	<b>48</b>	<b>37</b>	<b>1320</b>	<b>202</b>	<b>517</b>	<b>.391</b>	<b>37</b>	<b>98</b>	<b>.378</b>	<b>125</b>	<b>152</b>	<b>.822</b>	<b>63</b>	<b>133</b>	<b>196</b>	<b>98</b>	<b>115</b>	<b>43</b>	<b>120</b>	<b>3</b>	<b>566</b>
<b>WNBA Totals</b>	<b>133</b>	<b>79</b>	<b>3048</b>	<b>430</b>	<b>1039</b>	<b>.414</b>	<b>83</b>	<b>209</b>	<b>.397</b>	<b>243</b>	<b>302</b>	<b>.805</b>	<b>114</b>	<b>261</b>	<b>375</b>	<b>273</b>	<b>313</b>	<b>120</b>	<b>281</b>	<b>11</b>	<b>1186</b>

**11-Kedra Holland-Corn (Georgia) Pos: G Ht: 5'8" Wt: 132 DOB: 11/5/74**

	G	GS	MIN	FGM	FGA	PCT	3P	3PA	PCT	FTM	FTA	PCT	OR	DR	REB	AS	PF	ST	TO	BLK	PTS
2003	34	2	694	107	232	.461	50	124	.403	48	63	.762	12	45	57	63	26	36	59	3	312
2006	34	0	397	51	142	.359	28	84	.333	10	16	.625	12	28	40	43	29	23	40	2	140
<b>Shock Totals</b>	<b>68</b>	<b>2</b>	<b>1091</b>	<b>158</b>	<b>374</b>	<b>.422</b>	<b>78</b>	<b>208</b>	<b>.375</b>	<b>58</b>	<b>79</b>	<b>.734</b>	<b>24</b>	<b>73</b>	<b>97</b>	<b>106</b>	<b>55</b>	<b>59</b>	<b>99</b>	<b>5</b>	<b>452</b>
<b>WNBA Totals</b>	<b>223</b>	<b>151</b>	<b>5538</b>	<b>664</b>	<b>1657</b>	<b>.401</b>	<b>307</b>	<b>901</b>	<b>.341</b>	<b>303</b>	<b>426</b>	<b>.711</b>	<b>156</b>	<b>310</b>	<b>466</b>	<b>423</b>	<b>405</b>	<b>302</b>	<b>439</b>	<b>33</b>	<b>1938</b>

**40-Joy Holmes-Harris (Purdue) Pos: F Ht: 5'10" Wt: 165 DOB: 4/31/69**

	G	GS	MIN	FGM	FGA	PCT	3P	3PA	PCT	FTM	FTA	PCT	OR	DR	REB	AS	PF	ST	TO	BLK	PTS
2000	29	0	271	33	70	.471	4	11	.364	21	30	.700	17	28	45	14	36	11	16	4	91
<b>WNBA Totals</b>	<b>29</b>	<b>0</b>	<b>271</b>	<b>33</b>	<b>70</b>	<b>.471</b>	<b>4</b>	<b>11</b>	<b>.364</b>	<b>21</b>	<b>30</b>	<b>.700</b>	<b>17</b>	<b>28</b>	<b>45</b>	<b>14</b>	<b>36</b>	<b>11</b>	<b>16</b>	<b>4</b>	<b>91</b>

**4 - Amber Holt (Middle Tennessee) Pos: F, Ht: 6'0", WT: 170 LBS, DOB: 6/7/85**

	G	GS	Min	FGM	FGA	PCT	3P	3PA	PCT	FTM	FTA	PCT	OR	DR	R	A	PF	ST	TO	B	PTS
2010	33	9	697	98	240	.408	27	86	.314	65	81	.802	28	73	101	59	51	30	37	7	288
<b>Shock Totals</b>	<b>33</b>	<b>9</b>	<b>697</b>	<b>98</b>	<b>240</b>	<b>.408</b>	<b>27</b>	<b>86</b>	<b>.314</b>	<b>65</b>	<b>81</b>	<b>.802</b>	<b>28</b>	<b>73</b>	<b>101</b>	<b>59</b>	<b>51</b>	<b>30</b>	<b>37</b>	<b>7</b>	<b>288</b>
<b>W. Totals</b>	<b>90</b>	<b>50</b>	<b>1,791</b>	<b>219</b>	<b>562</b>	<b>.390</b>	<b>65</b>	<b>221</b>	<b>.307</b>	<b>144</b>	<b>179</b>	<b>.804</b>	<b>78</b>	<b>202</b>	<b>280</b>	<b>168</b>	<b>157</b>	<b>54</b>	<b>82</b>	<b>14</b>	<b>647</b>

**22-Alexis Hornbuckle (Tennessee) Pos: G Ht: 5'11" Wt: 155 DOB: 10/16/85**

	G	GS	MIN	FGM	FGA	PCT	3P	3PA	PCT	FTM	FTA	PCT	OR	DR	REB	AS	PF	ST	TO	BLK	PTS
2008	34	0	747	63	178	.354	16	45	.356	42	66	.636	53	85	138	71	97	79	49	10	184
2009	32	21	850	81	213	.380	25	64	.391	26	48	.542	46	112	158	86	93	42	69	9	213
2010	15	10	316	31	83	.373	10	25	.400	15	18	.833	13	39	52	40	40	23	27	10	87
<b>Shock Totals</b>	<b>81</b>	<b>31</b>	<b>1,912</b>	<b>165</b>	<b>474</b>	<b>.348</b>	<b>51</b>	<b>134</b>	<b>.381</b>	<b>83</b>	<b>136</b>	<b>.610</b>	<b>112</b>	<b>236</b>	<b>348</b>	<b>197</b>	<b>230</b>	<b>144</b>	<b>145</b>	<b>29</b>	<b>484</b>
<b>W. Totals</b>	<b>94</b>	<b>31</b>	<b>2,106</b>	<b>188</b>	<b>520</b>	<b>.362</b>	<b>55</b>	<b>158</b>	<b>.348</b>	<b>92</b>	<b>144</b>	<b>.639</b>	<b>120</b>	<b>248</b>	<b>368</b>	<b>214</b>	<b>261</b>	<b>162</b>	<b>157</b>	<b>32</b>	<b>523</b>

**34-Tasha Humphrey (Georgia) Pos: C Ht: 6'3" Wt: 215 DOB: 12/29/85**

	G	GS	MIN	FGM	FGA	PCT	3P	3PA	PCT	FTM	FTA	PCT	OR	DR	REB	AS	PF	ST	TO	BLK	PTS
2008	22	16	297	62	124	.500	15	39	.385	21	22	.955	25	38	63	22	59	13	24	6	160
<b>Shock Totals</b>	<b>22</b>	<b>16</b>	<b>297</b>	<b>62</b>	<b>124</b>	<b>.500</b>	<b>15</b>	<b>39</b>	<b>.385</b>	<b>21</b>	<b>22</b>	<b>.955</b>	<b>25</b>	<b>38</b>	<b>63</b>	<b>22</b>	<b>59</b>	<b>13</b>	<b>24</b>	<b>6</b>	<b>160</b>
<b>WNBA Totals</b>	<b>30</b>	<b>23</b>	<b>509</b>	<b>96</b>	<b>206</b>	<b>.466</b>	<b>26</b>	<b>68</b>	<b>.382</b>	<b>31</b>	<b>39</b>	<b>.795</b>	<b>35</b>	<b>77</b>	<b>112</b>	<b>31</b>	<b>91</b>	<b>17</b>	<b>45</b>	<b>8</b>	<b>249</b>

**33- Niele Ivey (Notre Dame) Pos: G Ht: 5'7" Wt: 149 DOB: 9/24/77**

	G	GS	MIN	FGM	FGA	PCT	3P	3PA	PCT	FTM	FTA	PCT	OR	DR	REB	AS	PF	ST	TO	BLK	PTS
2005	12	0	102	5	23	.217	3	12	.250	1	1	1.00	5	7	12	10	14	6	5	0	14
<b>Shock Totals</b>	<b>12</b>	<b>0</b>	<b>102</b>	<b>5</b>	<b>23</b>	<b>.217</b>	<b>3</b>	<b>12</b>	<b>.250</b>	<b>1</b>	<b>1</b>	<b>1.00</b>	<b>5</b>	<b>7</b>	<b>12</b>	<b>10</b>	<b>14</b>	<b>6</b>	<b>5</b>	<b>0</b>	<b>14</b>
<b>WNBA Totals</b>	<b>131</b>	<b>71</b>	<b>2231</b>	<b>132</b>	<b>373</b>	<b>.406</b>	<b>90</b>	<b>250</b>	<b>.371</b>	<b>54</b>	<b>66</b>	<b>.820</b>	<b>37</b>	<b>110</b>	<b>147</b>	<b>228</b>	<b>173</b>	<b>94</b>	<b>102</b>	<b>18</b>	<b>408</b>



**35-Tamicha Jackson (Louisiana Tech) Pos: G Ht: 5'6" Wt: 116 DOB: 4/22/78**

	G	GS	MIN	FGM	FGA	PCT	3P	3PA	PCT	FTM	FTA	PCT	OR	DR	REB	AS	PF	ST	TO	BLK	PTS
2000	17	0	267	41	106	.387	8	32	.250	26	35	.743	8	17	25	36	30	22	21	0	116
<b>Shock Totals</b>	<b>17</b>	<b>0</b>	<b>267</b>	<b>41</b>	<b>106</b>	<b>.387</b>	<b>8</b>	<b>32</b>	<b>.250</b>	<b>26</b>	<b>35</b>	<b>.743</b>	<b>8</b>	<b>17</b>	<b>25</b>	<b>36</b>	<b>32</b>	<b>22</b>	<b>21</b>	<b>0</b>	<b>116</b>
<b>WNBA Totals</b>	<b>151</b>	<b>59</b>	<b>2939</b>	<b>413</b>	<b>116</b>	<b>.370</b>	<b>84</b>	<b>283</b>	<b>.297</b>	<b>120</b>	<b>169</b>	<b>.710</b>	<b>71</b>	<b>186</b>	<b>257</b>	<b>389</b>	<b>219</b>	<b>188</b>	<b>242</b>	<b>7</b>	<b>1030</b>

**7- Shannon Johnson (South Carolina) Pos: G Ht: 5'7" Wt: 144 DOB: 8/18/74**

	G	GS	MIN	FGM	FGA	PCT	3P	3PA	PCT	FTM	FTA	PCT	OR	DR	REB	AS	PF	ST	TO	BLK	PTS
2007	33	8	559	57	166	.343	29	70	.414	50	61	.820	18	43	61	56	68	20	40	2	193
<b>Shock Totals</b>	<b>33</b>	<b>8</b>	<b>559</b>	<b>57</b>	<b>166</b>	<b>.343</b>	<b>29</b>	<b>70</b>	<b>.414</b>	<b>50</b>	<b>61</b>	<b>.820</b>	<b>18</b>	<b>43</b>	<b>61</b>	<b>56</b>	<b>68</b>	<b>20</b>	<b>40</b>	<b>2</b>	<b>193</b>
<b>Career Totals</b>	<b>318</b>	<b>286</b>	<b>9781</b>	<b>1076</b>	<b>2708</b>	<b>.397</b>	<b>295</b>	<b>878</b>	<b>.336</b>	<b>970</b>	<b>1277</b>	<b>.760</b>	<b>311</b>	<b>770</b>	<b>1081</b>	<b>1372</b>	<b>760</b>	<b>467</b>	<b>887</b>	<b>60</b>	<b>3417</b>

**2- Chandi Jones (Houston) Pos: G Ht: 5'11" Wt: 154 DOB: 3/25/82**

	G	GS	MIN	FGM	FGA	PCT	3P	3PA	PCT	FTM	FTA	PCT	OR	DR	REB	AS	PF	ST	TO	BLK	PTS
2004	31	8	397	37	103	.359	8	32	.250	25	31	.806	8	26	34	45	41	18	40	5	107
2005	21	0	329	46	113	.407	18	37	.486	15	19	.789	8	23	31	23	42	13	23	2	125
<b>Shock Totals</b>	<b>52</b>	<b>8</b>	<b>726</b>	<b>83</b>	<b>216</b>	<b>.384</b>	<b>26</b>	<b>69</b>	<b>.377</b>	<b>40</b>	<b>50</b>	<b>.800</b>	<b>16</b>	<b>49</b>	<b>65</b>	<b>68</b>	<b>83</b>	<b>31</b>	<b>63</b>	<b>7</b>	<b>232</b>
<b>WNBA Totals</b>	<b>68</b>	<b>17</b>	<b>1045</b>	<b>117</b>	<b>308</b>	<b>.380</b>	<b>4</b>	<b>105</b>	<b>.381</b>	<b>56</b>	<b>73</b>	<b>.767</b>	<b>28</b>	<b>75</b>	<b>103</b>	<b>101</b>	<b>112</b>	<b>45</b>	<b>82</b>	<b>10</b>	<b>330</b>

**33 – Tiffany Jackson (Texas) Pos: G, Ht: 6'3", WT: 185 LBS, DOB: 4/26/85**

	G	GS	Min	FGM	FGA	PCT	3P	3PA	PCT	FTM	FTA	PCT	OR	DR	R	A	PF	ST	TO	B	PTS
2010	25	17	593	69	173	.399	1	1	1.000	51	64	.797	49	95	144	34	49	34	53	8	190
<b>Shock Totals</b>	<b>25</b>	<b>17</b>	<b>593</b>	<b>69</b>	<b>173</b>	<b>.399</b>	<b>1</b>	<b>1</b>	<b>1.000</b>	<b>51</b>	<b>64</b>	<b>.797</b>	<b>49</b>	<b>95</b>	<b>144</b>	<b>34</b>	<b>49</b>	<b>34</b>	<b>53</b>	<b>8</b>	<b>190</b>
<b>W. Totals</b>	<b>127</b>	<b>26</b>	<b>2,182</b>	<b>291</b>	<b>660</b>	<b>.441</b>	<b>1</b>	<b>1</b>	<b>1.000</b>	<b>207</b>	<b>305</b>	<b>.679</b>	<b>167</b>	<b>368</b>	<b>535</b>	<b>107</b>	<b>230</b>	<b>108</b>	<b>200</b>	<b>42</b>	<b>790</b>

**20 – Marion Jones (North Carolina) Pos: G, Ht: 5'10, WT: 150 LBS, DOB: 10/12/75**

	G	GS	Min	FGM	FGA	PCT	3P	3PA	PCT	FTM	FTA	PCT	OR	DR	R	A	PF	ST	TO	B	PTS
2010	33	1	311	42	80	.525	2	8	.250	25	42	.595	29	24	53	19	33	18	23	7	111
<b>Shock Totals</b>	<b>33</b>	<b>1</b>	<b>311</b>	<b>42</b>	<b>80</b>	<b>.525</b>	<b>2</b>	<b>8</b>	<b>.250</b>	<b>25</b>	<b>42</b>	<b>.595</b>	<b>29</b>	<b>24</b>	<b>53</b>	<b>19</b>	<b>33</b>	<b>18</b>	<b>23</b>	<b>7</b>	<b>111</b>
<b>W. Totals</b>	<b>33</b>	<b>1</b>	<b>311</b>	<b>42</b>	<b>80</b>	<b>.525</b>	<b>2</b>	<b>8</b>	<b>.250</b>	<b>25</b>	<b>42</b>	<b>.595</b>	<b>29</b>	<b>24</b>	<b>53</b>	<b>19</b>	<b>33</b>	<b>18</b>	<b>23</b>	<b>7</b>	<b>111</b>

**25- Merlakia Jones (Florida) Pos: G Ht: 5'9" Wt: 147 DOB: 6/21/73**

	G	GS	MIN	FGM	FGA	PCT	3P	3PA	PCT	FTM	FTA	PCT	OR	DR	REB	AS	PF	ST	TO	BLK	PTS
2004	33	2	517	76	205	.371	4	15	.267	24	32	.750	23	46	69	21	41	19	26	2	180
<b>Shock Totals</b>	<b>33</b>	<b>2</b>	<b>517</b>	<b>76</b>	<b>205</b>	<b>.371</b>	<b>4</b>	<b>15</b>	<b>.267</b>	<b>24</b>	<b>32</b>	<b>.750</b>	<b>23</b>	<b>46</b>	<b>69</b>	<b>21</b>	<b>41</b>	<b>19</b>	<b>26</b>	<b>2</b>	<b>180</b>
<b>WNBA Totals</b>	<b>251</b>	<b>141</b>	<b>6354</b>	<b>959</b>	<b>2283</b>	<b>.420</b>	<b>63</b>	<b>211</b>	<b>.299</b>	<b>372</b>	<b>494</b>	<b>.753</b>	<b>275</b>	<b>669</b>	<b>944</b>	<b>360</b>	<b>510</b>	<b>239</b>	<b>402</b>	<b>26</b>	<b>2353</b>

**20-Aneta Kausaite (Emporia State) Pos: G Ht: 6'0" Wt: 155 DOB: 11/30/70**

	G	GS	MIN	FGM	FGA	PCT	3P	3PA	PCT	FTM	FTA	PCT	OR	DR	REB	AS	PF	ST	TO	BLK	PTS
1998	10	0	58	5	20	.250	0	2	.000	4	7	.571	8	3	11	1	4	3	3	0	14
<b>WNBA Totals</b>	<b>10</b>	<b>0</b>	<b>58</b>	<b>5</b>	<b>20</b>	<b>.250</b>	<b>0</b>	<b>2</b>	<b>.000</b>	<b>4</b>	<b>7</b>	<b>.571</b>	<b>8</b>	<b>3</b>	<b>11</b>	<b>1</b>	<b>4</b>	<b>3</b>	<b>3</b>	<b>0</b>	<b>14</b>

**6-Jae Kingi (Cross) (Canberra University) Pos: G Ht: 5'8" Wt: 150 DOB: 1/20/76**

	G	GS	MIN	FGM	FGA	PCT	3P	3PA	PCT	FTM	FTA	PCT	OR	DR	REB	AS	PF	ST	TO	BLK	PTS
2001	29	17	625	55	142	.387	38	88	.375	26	36	.722	20	43	63	74	42	31	53	8	169
2004	5	0	15	0	0	---	0	0	---	3	4	0	0	1	1	1	1	0	2	0	3
<b>Shock Totals</b>	<b>34</b>	<b>17</b>	<b>640</b>	<b>55</b>	<b>142</b>	<b>.387</b>	<b>38</b>	<b>88</b>	<b>.375</b>	<b>29</b>	<b>40</b>	<b>.725</b>	<b>20</b>	<b>44</b>	<b>64</b>	<b>75</b>	<b>43</b>	<b>31</b>	<b>55</b>	<b>8</b>	<b>172</b>
<b>WNBA Totals</b>	<b>47</b>	<b>17</b>	<b>768</b>	<b>61</b>	<b>160</b>	<b>.381</b>	<b>36</b>	<b>95</b>	<b>.379</b>	<b>34</b>	<b>47</b>	<b>.723</b>	<b>25</b>	<b>52</b>	<b>77</b>	<b>87</b>	<b>53</b>	<b>36</b>	<b>62</b>	<b>10</b>	<b>192</b>

**21 – Jennifer Lacy (Pepperdine) Pos: F, Ht: 6'3, WT: 175 LBS, DOB: 3/21/83**

	G	GS	Min	FGM	FGA	PCT	3P	3PA	PCT	FTM	FTA	PCT	OR	DR	R	A	PF	ST	TO	B	PTS
2010	24	3	402	54	141	.383	17	44	.386	42	56	.750	26	46	72	19	56	19	34	7	167
<b>Shock Totals</b>	<b>24</b>	<b>3</b>	<b>402</b>	<b>54</b>	<b>141</b>	<b>.383</b>	<b>17</b>	<b>44</b>	<b>.386</b>	<b>42</b>	<b>56</b>	<b>.750</b>	<b>26</b>	<b>46</b>	<b>72</b>	<b>19</b>	<b>56</b>	<b>19</b>	<b>34</b>	<b>7</b>	<b>167</b>
<b>W. Totals</b>	<b>142</b>	<b>28</b>	<b>1,980</b>	<b>236</b>	<b>595</b>	<b>.397</b>	<b>26</b>	<b>91</b>	<b>.286</b>	<b>151</b>	<b>220</b>	<b>.686</b>	<b>145</b>	<b>207</b>	<b>353</b>	<b>71</b>	<b>338</b>	<b>61</b>	<b>150</b>	<b>32</b>	<b>649</b>

**1 – Natasha Lacy (Texas – El Paso) Pos: G, Ht: 5'10, WT: 165 LBS, DOB: 7/8/85**

	G	GS	Min	FGM	FGA	PCT	3P	3PA	PCT	FTM	FTA	PCT	OR	DR	R	A	PF	ST	TO	B	PTS
2010	16	3	293	38	80	.475	3	12	.250	22	37	.595	5	32	37	56	30	23	38	3	101
<b>Shock Totals</b>	<b>16</b>	<b>3</b>	<b>293</b>	<b>38</b>	<b>80</b>	<b>.475</b>	<b>3</b>	<b>12</b>	<b>.250</b>	<b>22</b>	<b>37</b>	<b>.595</b>	<b>5</b>	<b>32</b>	<b>37</b>	<b>56</b>	<b>30</b>	<b>23</b>	<b>38</b>	<b>3</b>	<b>101</b>
<b>W. Totals</b>	<b>16</b>	<b>3</b>	<b>293</b>	<b>38</b>	<b>80</b>	<b>.475</b>	<b>3</b>	<b>12</b>	<b>.250</b>	<b>22</b>	<b>37</b>	<b>.595</b>	<b>5</b>	<b>32</b>	<b>37</b>	<b>56</b>	<b>30</b>	<b>23</b>	<b>38</b>	<b>3</b>	<b>101</b>



**31-Sheila Lambert (Baylor) Pos: G Ht: 5'7" Wt: 125 DOB: 6/21/80**

	G	GS	MIN	FGM	FGA	PCT	3P	3PA	PCT	FTM	FTA	PCT	OR	DR	REB	AS	PF	ST	TO	BLK	PTS
2003	27	1	187	24	66	.364	7	16	.438	32	41	.780	10	18	28	14	15	5	29	0	87
2005	12	5	152	14	45	.311	1	7	.143	4	5	.800	2	15	17	21	11	8	24	1	33
<b>Shock Totals</b>	<b>39</b>	<b>6</b>	<b>339</b>	<b>38</b>	<b>111</b>	<b>.342</b>	<b>8</b>	<b>23</b>	<b>.348</b>	<b>36</b>	<b>46</b>	<b>.783</b>	<b>12</b>	<b>33</b>	<b>45</b>	<b>35</b>	<b>26</b>	<b>13</b>	<b>53</b>	<b>1</b>	<b>120</b>
<b>WNBA Totals</b>	<b>76</b>	<b>31</b>	<b>1143</b>	<b>114</b>	<b>291</b>	<b>.392</b>	<b>15</b>	<b>50</b>	<b>.300</b>	<b>34</b>	<b>47</b>	<b>.784</b>	<b>33</b>	<b>83</b>	<b>116</b>	<b>126</b>	<b>73</b>	<b>40</b>	<b>137</b>	<b>5</b>	<b>319</b>

**11-Ivory Latta (North Carolina) Pos: G Ht: 5'6" Wt: 143 DOB: 9/24/84**

	G	GS	MIN	FGM	FGA	PCT	3P	3PA	PCT	FTM	FTA	PCT	OR	DR	REB	AS	PF	ST	TO	BLK	PTS
2007	31	1	221	34	87	.391	22	49	.449	3	7	.429	4	15	19	20	24	8	16	2	93
<b>Shock Totals</b>	<b>31</b>	<b>1</b>	<b>221</b>	<b>34</b>	<b>87</b>	<b>.391</b>	<b>22</b>	<b>49</b>	<b>.449</b>	<b>3</b>	<b>7</b>	<b>.429</b>	<b>4</b>	<b>15</b>	<b>19</b>	<b>20</b>	<b>24</b>	<b>8</b>	<b>16</b>	<b>2</b>	<b>93</b>
<b>WNBA Totals</b>	<b>65</b>	<b>32</b>	<b>1181</b>	<b>158</b>	<b>430</b>	<b>.367</b>	<b>77</b>	<b>209</b>	<b>.368</b>	<b>88</b>	<b>113</b>	<b>.779</b>	<b>17</b>	<b>74</b>	<b>91</b>	<b>143</b>	<b>107</b>	<b>53</b>	<b>77</b>	<b>3</b>	<b>481</b>

**10-Nancy Lieberman (Old Dominion) Pos: G Ht: 5'10" Wt: 150 DOB: 7/1/58**

	G	GS	MIN	FGM	FGA	PCT	3P	3PA	PCT	FTM	FTA	PCT	OR	DR	REB	AS	PF	ST	TO	BLK	PTS
2008	1	0	9	0	1	.000	0	0	---	0	0	---	0	0	0	2	0	0	2	0	0
<b>Shock Totals</b>	<b>1</b>	<b>0</b>	<b>9</b>	<b>0</b>	<b>1</b>	<b>.000</b>	<b>0</b>	<b>0</b>	<b>---</b>	<b>0</b>	<b>0</b>	<b>---</b>	<b>0</b>	<b>0</b>	<b>0</b>	<b>2</b>	<b>0</b>	<b>0</b>	<b>2</b>	<b>0</b>	<b>0</b>
<b>WNBA Totals</b>	<b>26</b>	<b>0</b>	<b>288</b>	<b>25</b>	<b>78</b>	<b>.321</b>	<b>6</b>	<b>26</b>	<b>.231</b>	<b>8</b>	<b>10</b>	<b>.800</b>	<b>6</b>	<b>26</b>	<b>32</b>	<b>42</b>	<b>34</b>	<b>15</b>	<b>41</b>	<b>2</b>	<b>64</b>

**32-Stacey Lovelace (Purdue) Pos: C Ht: 6'4" Wt: 170 DOB: 12/5/74**

	G	GS	MIN	FGM	FGA	PCT	3P	3PA	PCT	FTM	FTA	PCT	OR	DR	REB	AS	PF	ST	TO	BLK	PTS
2008	7	2	44	2	7	.286	2	5	.400	4	6	.667	1	6	7	1	6	1	4	0	10
<b>Shock Totals</b>	<b>7</b>	<b>2</b>	<b>44</b>	<b>2</b>	<b>7</b>	<b>.286</b>	<b>2</b>	<b>5</b>	<b>.400</b>	<b>4</b>	<b>6</b>	<b>.667</b>	<b>1</b>	<b>6</b>	<b>7</b>	<b>1</b>	<b>6</b>	<b>1</b>	<b>4</b>	<b>0</b>	<b>10</b>
<b>WNBA Totals</b>	<b>178</b>	<b>20</b>	<b>2551</b>	<b>324</b>	<b>815</b>	<b>.398</b>	<b>74</b>	<b>214</b>	<b>.346</b>	<b>161</b>	<b>209</b>	<b>.770</b>	<b>168</b>	<b>304</b>	<b>472</b>	<b>116</b>	<b>291</b>	<b>104</b>	<b>217</b>	<b>57</b>	<b>883</b>

**9-Claudia Maria das Neves (Brazil) Pos: G Ht: 5'8" Wt: 136 DOB: 2/17/75**

	G	GS	MIN	FGM	FGA	PCT	3P	3PA	PCT	FTM	FTA	PCT	OR	DR	REB	AS	PF	ST	TO	BLK	PTS
1999	30	0	306	25	95	.263	14	60	.233	12	19	.632	8	15	23	29	32	16	23	0	76
2000	30	20	636	63	166	.380	28	92	.304	25	30	.833	8	27	35	59	30	31	55	1	179
2001	22	15	407	34	93	.366	19	52	.365	8	8	1.000	3	26	29	34	21	21	28	0	95
<b>Shock Totals</b>	<b>82</b>	<b>35</b>	<b>1349</b>	<b>122</b>	<b>355</b>	<b>.344</b>	<b>61</b>	<b>204</b>	<b>.299</b>	<b>45</b>	<b>57</b>	<b>.789</b>	<b>19</b>	<b>68</b>	<b>87</b>	<b>122</b>	<b>83</b>	<b>68</b>	<b>106</b>	<b>1</b>	<b>350</b>
<b>WNBA Totals</b>	<b>102</b>	<b>35</b>	<b>1543</b>	<b>133</b>	<b>386</b>	<b>.345</b>	<b>65</b>	<b>225</b>	<b>.289</b>	<b>56</b>	<b>73</b>	<b>.767</b>	<b>19</b>	<b>75</b>	<b>94</b>	<b>147</b>	<b>101</b>	<b>76</b>	<b>119</b>	<b>1</b>	<b>387</b>

**32 - Rashanda McCants (North Carolina) Pos: F, Ht: 6'1, WT: 163 LBS, DOB: 11/17/86**

	G	GS	Min	FGM	FGA	PCT	3P	3PA	PCT	FTM	FTA	PCT	OR	DR	R	A	PF	ST	TO	B	PTS
2010	6	4	106	14	40	.350	5	18	.297	18	29	.621	4	8	12	9	15	5	6	3	35
<b>Shock Totals</b>	<b>6</b>	<b>4</b>	<b>106</b>	<b>14</b>	<b>40</b>	<b>.350</b>	<b>5</b>	<b>18</b>	<b>.297</b>	<b>18</b>	<b>29</b>	<b>.621</b>	<b>4</b>	<b>8</b>	<b>12</b>	<b>9</b>	<b>15</b>	<b>5</b>	<b>6</b>	<b>3</b>	<b>35</b>
<b>W. Totals</b>	<b>57</b>	<b>9</b>	<b>857</b>	<b>103</b>	<b>274</b>	<b>.376</b>	<b>27</b>	<b>93</b>	<b>.290</b>	<b>42</b>	<b>73</b>	<b>.575</b>	<b>55</b>	<b>66</b>	<b>121</b>	<b>51</b>	<b>126</b>	<b>30</b>	<b>56</b>	<b>15</b>	<b>275</b>

**44-Taj McWilliams-Franklin (St. Edwards) Pos: C Ht: 6'2" Wt: 184 DOB: 10/20/70**

	G	GS	MIN	FGM	FGA	PCT	3P	3PA	PCT	FTM	FTA	PCT	OR	DR	REB	AS	PF	ST	TO	BLK	PTS
2008	7	7	185	27	64	.422	1	1	1.000	20	22	.909	17	30	47	13	18	3	9	5	75
2009	34	34	1032	139	283	.491	3	15	.200	51	68	.750	65	160	225	98	86	33	66	16	332
<b>Shock Totals</b>	<b>41</b>	<b>41</b>	<b>1217</b>	<b>166</b>	<b>347</b>	<b>.4</b>	<b>4</b>	<b>16</b>	<b>-</b>	<b>71</b>	<b>90</b>	<b>-</b>	<b>82</b>	<b>190</b>	<b>272</b>	<b>111</b>	<b>114</b>	<b>36</b>	<b>75</b>	<b>21</b>	<b>407</b>
<b>WNBA Totals</b>	<b>339</b>	<b>336</b>	<b>10707</b>	<b>1607</b>	<b>3290</b>	<b>.488</b>	<b>59</b>	<b>210</b>	<b>.281</b>	<b>821</b>	<b>1128</b>	<b>.728</b>	<b>859</b>	<b>1588</b>	<b>2447</b>	<b>645</b>	<b>891</b>	<b>464</b>	<b>729</b>	<b>343</b>	<b>4094</b>

**8-Tausha Mills (Alabama) Pos: C Ht: 6'3" Wt: 232 DOB: 2/29/76**

	G	GS	MIN	FGM	FGA	PCT	3P	3PA	PCT	FTM	FTA	PCT	OR	DR	REB	AS	PF	ST	TO	BLK	PTS
2007	5	1	51	6	21	.286	0	0	---	3	4	.750	10	8	18	2	11	0	6	0	15
<b>Shock Totals</b>	<b>5</b>	<b>1</b>	<b>51</b>	<b>6</b>	<b>21</b>	<b>.286</b>	<b>0</b>	<b>0</b>	<b>---</b>	<b>3</b>	<b>4</b>	<b>.750</b>	<b>10</b>	<b>8</b>	<b>18</b>	<b>2</b>	<b>11</b>	<b>0</b>	<b>6</b>	<b>0</b>	<b>15</b>
<b>Career Totals</b>	<b>99</b>	<b>1</b>	<b>867</b>	<b>95</b>	<b>248</b>	<b>.383</b>	<b>0</b>	<b>1</b>	<b>.000</b>	<b>77</b>	<b>119</b>	<b>.647</b>	<b>116</b>	<b>145</b>	<b>261</b>	<b>24</b>	<b>215</b>	<b>29</b>	<b>93</b>	<b>14</b>	<b>267</b>

**30-Tamara Moore (Wisconsin) Pos: G Ht: 5'11" Wt: 167 DOB: 4/11/80**

	G	GS	MIN	FGM	FGA	PCT	3P	3PA	PCT	FTM	FTA	PCT	OR	DR	REB	AS	PF	ST	TO	BLK	PTS
2003	15	0	66	8	16	.500	0	4	.000	5	6	.833	3	6	9	4	5	4	6	2	21
<b>Shock Totals</b>	<b>15</b>	<b>0</b>	<b>66</b>	<b>8</b>	<b>16</b>	<b>.500</b>	<b>0</b>	<b>4</b>	<b>.000</b>	<b>45</b>	<b>57</b>	<b>.833</b>	<b>3</b>	<b>6</b>	<b>9</b>	<b>4</b>	<b>5</b>	<b>4</b>	<b>6</b>	<b>2</b>	<b>21</b>
<b>WNBA Totals</b>	<b>130</b>	<b>56</b>	<b>1981</b>	<b>189</b>	<b>451</b>	<b>.419</b>	<b>49</b>	<b>148</b>	<b>.331</b>	<b>150</b>	<b>179</b>	<b>.838</b>	<b>52</b>	<b>165</b>	<b>217</b>	<b>224</b>	<b>206</b>	<b>98</b>	<b>177</b>	<b>32</b>	<b>577</b>



**12-Razija Mujanovic (Yugoslavia) Pos: C Ht: 6'8" Wt: 198 DOB: 4/15/67**

	G	GS	MIN	FGM	FGA	PCT	3P	3PA	PCT	FTM	FTA	PCT	OR	DR	REB	AS	PF	ST	TO	BLK	PTS
1998	30	30	695	106	204	.520	0	0	----	60	90	.667	54	100	154	29	86	9	64	26	272
<b>WNBA Totals</b>	<b>30</b>	<b>30</b>	<b>695</b>	<b>106</b>	<b>204</b>	<b>.520</b>	<b>0</b>	<b>0</b>	<b>----</b>	<b>60</b>	<b>90</b>	<b>.667</b>	<b>54</b>	<b>100</b>	<b>154</b>	<b>29</b>	<b>86</b>	<b>9</b>	<b>64</b>	<b>26</b>	<b>272</b>

**9-Eshaya Murphy (USC) Pos: G Ht: 5'11" Wt: 164 DOB: 4/15/85**

	G	GS	MIN	FGM	FGA	PCT	3P	3PA	PCT	FTM	FTA	PCT	OR	DR	REB	AS	PF	ST	TO	BLK	PTS
2008	13	3	122	12	40	.300	5	19	.263	4	6	.667	8	13	21	7	16	6	9	2	33
<b>Shock Totals</b>	<b>13</b>	<b>3</b>	<b>122</b>	<b>12</b>	<b>40</b>	<b>.300</b>	<b>5</b>	<b>19</b>	<b>.263</b>	<b>4</b>	<b>6</b>	<b>.667</b>	<b>8</b>	<b>13</b>	<b>21</b>	<b>7</b>	<b>16</b>	<b>6</b>	<b>9</b>	<b>2</b>	<b>33</b>
<b>WNBA Totals</b>	<b>49</b>	<b>3</b>	<b>574</b>	<b>68</b>	<b>193</b>	<b>.352</b>	<b>23</b>	<b>86</b>	<b>.267</b>	<b>43</b>	<b>52</b>	<b>.827</b>	<b>63</b>	<b>67</b>	<b>130</b>	<b>25</b>	<b>67</b>	<b>25</b>	<b>31</b>	<b>10</b>	<b>202</b>

**44-Astou Ndiaye-Diatta (Southern Nazarene) Pos: F Ht: 6'3" Wt: 182 DOB: 11/5/75**

	G	GS	MIN	FGM	FGA	PCT	3P	3PA	PCT	FTM	FTA	PCT	OR	DR	REB	AS	PF	ST	TO	BLK	PTS
1999	31	1	438	70	160	.438	0	1	.000	24	39	.615	25	74	99	17	51	11	32	18	164
2000	32	32	868	158	333	.474	1	6	.167	29	51	.569	65	122	187	40	87	23	64	22	346
2001	32	31	913	156	341	.457	5	15	.333	59	76	.776	60	111	171	49	82	22	73	28	376
2002	32	32	776	126	270	.467	0	2	.000	23	39	.590	44	118	162	39	65	17	58	12	275
2003	11	2	70	10	21	.476	0	0	----	0	2	.000	5	9	14	1	3	3	9	1	20
<b>Shock Totals</b>	<b>138</b>	<b>98</b>	<b>3065</b>	<b>520</b>	<b>1125</b>	<b>.462</b>	<b>6</b>	<b>24</b>	<b>.250</b>	<b>135</b>	<b>207</b>	<b>.652</b>	<b>199</b>	<b>434</b>	<b>633</b>	<b>146</b>	<b>288</b>	<b>76</b>	<b>236</b>	<b>81</b>	<b>1181</b>
<b>WNBA Totals</b>	<b>163</b>	<b>101</b>	<b>3323</b>	<b>546</b>	<b>1193</b>	<b>.458</b>	<b>6</b>	<b>25</b>	<b>.240</b>	<b>140</b>	<b>217</b>	<b>.645</b>	<b>215</b>	<b>466</b>	<b>681</b>	<b>158</b>	<b>315</b>	<b>79</b>	<b>259</b>	<b>86</b>	<b>1238</b>

**14-Deanna Nolan (Georgia) Pos: G/F Ht: 5'10" Wt: 160 DOB: 8/25/79**

	G	GS	MIN	FGM	FGA	PCT	3P	3PA	PCT	FTM	FTA	PCT	OR	DR	REB	AS	PF	ST	TO	BLK	PTS
2001	27	0	545	64	194	.330	21	73	.288	43	53	.811	16	37	53	30	43	17	35	6	192
2002	32	32	804	103	248	.415	42	114	.368	29	36	.806	17	70	87	62	74	27	61	12	277
2003	32	32	954	136	312	.436	48	114	.421	76	96	.792	12	95	107	83	65	41	69	14	396
2004	34	34	1138	166	435	.382	33	114	.289	99	124	.798	29	105	134	112	75	66	90	12	464
2005	33	33	1213	184	462	.398	28	90	.311	128	160	.800	31	125	156	121	64	55	100	14	524
2006	34	34	1088	172	425	.405	39	113	.345	85	100	.850	32	123	153	124	79	47	86	11	468
2007	34	34	1175	221	480	.460	46	117	.393	65	79	.823	35	113	148	132	69	49	82	12	553
2008	34	34	1144	216	465	.465	43	115	.374	63	73	.863	26	107	133	150	68	42	73	10	538
2009	33	33	1113	214	525	.408	40	123	.325	91	116	.784	36	105	141	116	91	44	73	10	559
<b>WNBA Totals</b>	<b>293</b>	<b>266</b>	<b>9174</b>	<b>1476</b>	<b>3546</b>	<b>.416</b>	<b>340</b>	<b>973</b>	<b>.349</b>	<b>679</b>	<b>837</b>	<b>.811</b>	<b>234</b>	<b>878</b>	<b>1112</b>	<b>930</b>	<b>628</b>	<b>388</b>	<b>669</b>	<b>101</b>	<b>3971</b>

**25-Irina Osipova (Russia) Pos: C Ht: 6'5" Wt: 190 DOB: 6/25/81**

	G	GS	MIN	FGM	FGA	PCT	3P	3PA	PCT	FTM	FTA	PCT	OR	DR	REB	AS	PF	ST	TO	BLK	PTS
2006	2	0	12	0	0	----	0	0	----	2	2	1.000	1	0	1	0	1	0	1	0	2
<b>WNBA Totals</b>	<b>2</b>	<b>0</b>	<b>12</b>	<b>0</b>	<b>0</b>	<b>----</b>	<b>0</b>	<b>0</b>	<b>----</b>	<b>2</b>	<b>2</b>	<b>1.000</b>	<b>1</b>	<b>0</b>	<b>1</b>	<b>0</b>	<b>1</b>	<b>0</b>	<b>1</b>	<b>0</b>	<b>2</b>

**7-Sabrina Palie (France) Pos: G Ht: 5'7" Wt: 159 DOB: 7/23/81**

	G	GS	MIN	FGM	FGA	PCT	3P	3PA	PCT	FTM	FTA	PCT	OR	DR	REB	AS	PF	ST	TO	BLK	PTS
2006	11	0	51	5	25	.200	2	5	.400	0	0	----	4	0	4	6	9	1	10	1	12
<b>WNBA Totals</b>	<b>11</b>	<b>0</b>	<b>51</b>	<b>5</b>	<b>25</b>	<b>.200</b>	<b>2</b>	<b>5</b>	<b>.400</b>	<b>0</b>	<b>0</b>	<b>----</b>	<b>4</b>	<b>0</b>	<b>4</b>	<b>6</b>	<b>9</b>	<b>1</b>	<b>10</b>	<b>1</b>	<b>12</b>

**30 - Nicole Ohlde (Kansas State) Pos: F/C, Ht: 6'5, WT: 189 LBS, DOB: 3/13/82**

	G	GS	Min	FGM	FGA	PCT	3P	3PA	PCT	FTM	FTA	PCT	OR	DR	R	A	PF	ST	TO	B	PTS
2010	12	9	301	39	88	.443	0	0	0	17	22	.773	15	31	46	17	35	8	26	9	95
<b>Shock Totals</b>	<b>12</b>	<b>9</b>	<b>301</b>	<b>39</b>	<b>88</b>	<b>.443</b>	<b>0</b>	<b>0</b>	<b>0</b>	<b>17</b>	<b>22</b>	<b>.773</b>	<b>15</b>	<b>31</b>	<b>46</b>	<b>17</b>	<b>35</b>	<b>8</b>	<b>26</b>	<b>9</b>	<b>95</b>
<b>W. Totals</b>	<b>223</b>	<b>178</b>	<b>5,243</b>	<b>690</b>	<b>1579</b>	<b>.437</b>	<b>0</b>	<b>5</b>	<b>.000</b>	<b>579</b>	<b>767</b>	<b>.755</b>	<b>361</b>	<b>679</b>	<b>1,040</b>	<b>326</b>	<b>631</b>	<b>100</b>	<b>434</b>	<b>171</b>	<b>1,959</b>

**3-Wendy Palmer (Virginia) Pos: F Ht: 6'2" Wt: 165 DOB: 8/12/74**

	G	GS	MIN	FGM	FGA	PCT	3P	3PA	PCT	FTM	FTA	PCT	OR	DR	REB	AS	PF	ST	TO	BLK	PTS
1999	11	10	295	47	100	.470	4	16	.250	42	55	.764	27	78	105	12	44	6	26	4	140
2000	32	30	914	167	373	.448	12	48	.250	95	135	.704	67	152	219	39	112	20	65	10	441
2001	22	22	651	91	215	.423	11	33	.333	40	59	.678	38	116	154	23	64	23	48	4	233
2002	16	16	464	65	153	.439	19	60	.317	35	53	.660	27	69	96	20	64	13	34	2	184
<b>Shock Totals</b>	<b>81</b>	<b>78</b>	<b>2324</b>	<b>370</b>	<b>841</b>	<b>.440</b>	<b>46</b>	<b>157</b>	<b>.293</b>	<b>212</b>	<b>302</b>	<b>.702</b>	<b>159</b>	<b>415</b>	<b>574</b>	<b>94</b>	<b>264</b>	<b>62</b>	<b>173</b>	<b>20</b>	<b>998</b>
<b>WNBA Totals</b>	<b>311</b>	<b>215</b>	<b>7663</b>	<b>1156</b>	<b>2664</b>	<b>.434</b>	<b>147</b>	<b>479</b>	<b>.307</b>	<b>681</b>	<b>963</b>	<b>.707</b>	<b>534</b>	<b>1291</b>	<b>1825</b>	<b>322</b>	<b>833</b>	<b>226</b>	<b>518</b>	<b>70</b>	<b>3140</b>

**23-Plenette Pierson (Texas Tech) Pos: F Ht: 6'2" Wt: 170 DOB: 8/31/81**

	G	GS	MIN	FGM	FGA	PCT	3P	3PA	PCT	FTM	FTA	PCT	OR	DR	REB	AS	PF	ST	TO	BLK	PTS
2005	23	0	444	55	126	.437	1	1	1.000	67	96	.698	27	35	62	21	54	14	42	6	178

2006	34	0	565	81	180	.456	0	3	.000	56	80	.700	44	88	132	24	84	18	37	14	220
2007	34	0	858	149	312	.478	0	5	.000	98	130	.754	70	127	197	59	110	26	79	29	396
2008	28	0	649	122	267	.457	0	2	.000	88	117	.752	64	72	136	63	99	24	48	34	332
2009	1	0	5	0	2	.000	0	0		0	0		0	0	0	0	1	1	0	1	0
2010	8	1	126	38	71	.535	3	7	.429	18	21	.857	6	14	20	10	17	10	13	3	97
Shock Totals	128	1	2648	446	958	.466	4	18	.222	327	444	.736	211	336	547	177	365	93	219	88	1223
W. Totals	229	42	4,797	748	1683	.444	5	28	.179	526	743	.708	338	573	911	266	661	165	388	138	2,027

#### 5-Elaine Powell (Louisiana State) Pos: G Ht: 5'9" Wt: 147 DOB: 8/9/75

	G	GS	MIN	FGM	FGA	PCT	3P	3PA	PCT	FTM	FTA	PCT	OR	DR	REB	AS	PF	ST	TO	BLK	PTS
2002	15	13	397	54	121	.446	6	22	.273	34	40	.850	26	37	63	60	19	23	41	8	148
2003	33	33	938	105	233	.451	7	20	.350	79	106	.745	43	63	106	129	65	45	79	9	296
2004	30	26	760	52	138	.377	0	0	---	29	50	.580	31	53	84	134	67	36	61	8	133
2005	29	21	671	62	142	.437	0	2	.000	39	65	.600	25	55	80	77	62	29	51	4	163
2006	11	0	120	3	16	.188	0	2	.000	8	14	.571	7	6	13	15	9	3	9	0	14
2007	32	12	323	22	54	.407	0	0	---	16	23	.696	11	23	34	44	33	12	29	2	60
2008	16	16	313	24	49	.490	1	2	.500	9	12	.750	18	32	50	35	21	6	18	1	58
Shock Totals	166	105	3209	298	704	.423	13	46	.283	205	298	.688	143	237	380	459	255	148	270	31	872
WNBA Totals	265	158	5738	545	1307	.417	59	182	.324	356	510	.698	233	425	658	733	442	257	472	51	1505

#### 00-Ruth Riley (Notre Dame) Pos: C Ht: 6'5" Wt: 195 DOB: 8/28/79

	G	GS	MIN	FGM	FGA	PCT	3P	3PA	PCT	FTM	FTA	PCT	OR	DR	REB	AS	PF	ST	TO	BLK	PTS
2003	34	34	995	115	231	.498	1	2	.500	97	127	.764	59	142	201	64	128	25	82	58	327
2004	34	34	1037	153	343	.446	1	2	.500	71	87	.816	66	131	199	50	121	31	82	53	378
2005	33	33	855	100	267	.375	3	12	.250	48	60	.800	43	113	156	39	131	23	68	46	251
2006	34	34	875	115	252	.456	3	9	.333	16	18	.889	36	129	165	52	110	18	54	49	249
Shock Totals	135	135	3762	483	1093	.442	7	23	.304	232	292	.795	206	515	721	205	490	97	286	206	1205
WNBA Totals	253	195	6434	755	1723	.438	21	78	.269	369	471	.783	327	870	1197	324	899	174	519	393	1900

#### 5 - Scholanda Robinson (LSU) Pos: G, Ht: 5'11, WT: 162 LBS, DOB: 1/9/83

	G	GS	Min	FGM	FGA	PCT	3P	3PA	PCT	FTM	FTA	PCT	OR	DR	R	A	PF	ST	TO	B	PTS
2010	34	33	836	145	361	.402	23	76	.303	92	130	.708	29	51	80	57	93	53	86	12	405
Shock Totals	34	33	836	145	361	.402	23	76	.303	92	130	.708	29	51	80	57	93	53	86	12	405
W. Totals	164	86	3,027	423	1,059	.399	75	248	.302	274	388	.706	90	159	249	155	314	184	291	39	1,195

#### 55-Sheri Sam (Vanderbilt) Pos: G/F Ht: 6'0" Wt: 160 DOB: 5/5/74

	G	GS	MIN	FGM	FGA	PCT	3P	3PA	PCT	FTM	FTA	PCT	OR	DR	REB	AS	PF	ST	TO	BLK	PTS
2008	32	15	478	34	110	.309	6	21	.286	18	26	.692	29	62	91	38	36	19	31	3	92
Shock Totals	32	15	478	34	110	.309	6	21	.286	18	26	.692	29	62	91	38	36	19	31	3	92
WNBA Totals	328	269	9269	1287	3242	.397	218	722	.302	561	804	.698	434	922	1356	745	766	438	650	54	3353

#### 3-Isabel Sanchez (Universidad de Cadiz) Pos: G Ht: 5'10" Wt: 152 DOB: 11/28/76

	G	GS	MIN	FGM	FGA	PCT	3P	3PA	PCT	FTM	FTA	PCT	OR	DR	REB	AS	PF	ST	TO	BLK	PTS
2005	10	0	62	6	14	.429	2	5	.400	8	11	.727	3	2	5	3	6	2	11	0	22
WNBA Totals	10	0	62	6	14	.429	2	5	.400	8	11	.727	3	2	5	3	6	2	11	0	22

#### 16-Kelly Santos (Brazil) Pos: F/C Ht: 6'3" Wt: 188 DOB: 11/10/79

	G	GS	MIN	FGM	FGA	PCT	3P	3PA	PCT	FTM	FTA	PCT	OR	DR	REB	AS	PF	ST	TO	BLK	PTS
2001	14	0	153	20	42	.476	0	1	.000	12	18	.667	11	16	27	5	23	3	12	3	52
2002	12	0	169	16	42	.381	0	0	---	12	20	.600	12	20	32	7	20	3	14	9	44
WNBA Totals	48	1	456	52	125	.416	0	1	.000	39	61	.639	33	54	87	17	69	10	36	14	143

#### 0-Olympia Scott-Richardson (Stanford) Pos: C Ht: 6'2" Wt: 175 DOB: 8/5/76

	G	GS	MIN	FGM	FGA	PCT	3P	3PA	PCT	FTM	FTA	PCT	OR	DR	REB	AS	PF	ST	TO	BLK	PTS
1999	8	0	52	6	18	.333	0	0	---	4	6	.667	3	9	12	3	14	0	5	3	16
2000	28	0	369	37	89	.416	0	2	.000	26	40	.650	28	52	80	28	83	12	45	10	100
Shock Totals	36	0	421	43	107	.402	0	2	.000	30	46	.652	31	61	92	31	97	12	50	13	116
WNBA Totals	219	62	3496	389	889	.438	1	15	.067	257	378	.680	262	449	711	174	580	121	325	72	1036



**13-Amy Sanders (Hawaii) Pos: G Ht: 5'11" Wt: 156 DOB: 6/5/83**

	G	GS	MIN	FGM	FGA	PCT	3P	3PA	PCT	FTM	FTA	PCT	OR	DR	REB	AS	PF	ST	TO	BLK	PTS
2007	6	0	9	0	2	.000	0	0	---	2	4	.500	0	2	2	3	0	0	2	0	2
<b>WNBA Totals</b>	<b>6</b>	<b>0</b>	<b>9</b>	<b>0</b>	<b>2</b>	<b>.000</b>	<b>0</b>	<b>0</b>	<b>---</b>	<b>2</b>	<b>4</b>	<b>.500</b>	<b>0</b>	<b>2</b>	<b>2</b>	<b>3</b>	<b>0</b>	<b>0</b>	<b>2</b>	<b>0</b>	<b>2</b>

**24-Olayinka Sanni (West Virginia) Pos: C Ht: 6'2" Wt: 205 DOB: 8/21/85**

	G	GS	MIN	FGM	FGA	PCT	3P	3PA	PCT	FTM	FTA	PCT	OR	DR	REB	AS	PF	ST	TO	BLK	PTS
2008	31	9	325	41	82	.500	0	1	.000	24	37	.649	26	38	64	6	59	11	40	7	106
2009	31	1	298	47	98	.480	0	0		25	36	.694	27	30	57	16	56	11	30	5	119
<b>WNBA Totals</b>	<b>62</b>	<b>10</b>	<b>623</b>	<b>88</b>	<b>180</b>	<b>.489</b>	<b>0</b>	<b>1</b>	<b>.000</b>	<b>49</b>	<b>73</b>	<b>.671</b>	<b>53</b>	<b>68</b>	<b>121</b>	<b>22</b>	<b>115</b>	<b>22</b>	<b>70</b>	<b>12</b>	<b>225</b>

**11-Kelly Schumacher (Connecticut) Pos: C Ht: 6'5" Wt: 183 DOB: 10/14/77**

	G	GS	MIN	FGM	FGA	PCT	3P	3PA	PCT	FTM	FTA	PCT	OR	DR	REB	AS	PF	ST	TO	BLK	PTS
2008	7	0	89	6	16	.375	0	2	.000	2	2	1.000	4	16	20	5	13	2	8	3	14
2009	1	0	10	0	0		0	0		0	0		0	0	0	0	2	0	0	1	0
<b>Shock Totals</b>	<b>8</b>	<b>0</b>	<b>99</b>	<b>6</b>	<b>16</b>	<b>.375</b>	<b>0</b>	<b>2</b>	<b>.000</b>	<b>2</b>	<b>2</b>	<b>1.000</b>	<b>4</b>	<b>16</b>	<b>20</b>	<b>5</b>	<b>15</b>	<b>2</b>	<b>8</b>	<b>4</b>	<b>14</b>
<b>WNBA Totals</b>	<b>222</b>	<b>49</b>	<b>3510</b>	<b>443</b>	<b>967</b>	<b>.458</b>	<b>19</b>	<b>56</b>	<b>.339</b>	<b>191</b>	<b>250</b>	<b>.764</b>	<b>214</b>	<b>469</b>	<b>683</b>	<b>122</b>	<b>428</b>	<b>61</b>	<b>236</b>	<b>185</b>	<b>1096</b>

**3-Ashley Shields (SW Tennessee CC) Pos: G Ht: 5'10" Wt: 155 DOB: 6/15/85**

	G	GS	MIN	FGM	FGA	PCT	3P	3PA	PCT	FTM	FTA	PCT	OR	DR	REB	AS	PF	ST	TO	BLK	PTS
2008	7	0	44	8	22	.364	3	9	.333	3	4	.750	0	3	3	2	3	1	6	0	22
<b>Shock Totals</b>	<b>7</b>	<b>0</b>	<b>44</b>	<b>8</b>	<b>22</b>	<b>.364</b>	<b>3</b>	<b>9</b>	<b>.333</b>	<b>3</b>	<b>4</b>	<b>.750</b>	<b>0</b>	<b>3</b>	<b>3</b>	<b>2</b>	<b>3</b>	<b>1</b>	<b>6</b>	<b>0</b>	<b>22</b>
<b>WNBA Totals</b>	<b>36</b>	<b>0</b>	<b>360</b>	<b>46</b>	<b>167</b>	<b>.275</b>	<b>10</b>	<b>29</b>	<b>.345</b>	<b>59</b>	<b>81</b>	<b>.728</b>	<b>14</b>	<b>22</b>	<b>36</b>	<b>23</b>	<b>31</b>	<b>12</b>	<b>51</b>	<b>1</b>	<b>161</b>

**12-Madinah Slaise (Cincinnati) Pos: G Ht: 5'8" Wt: 173 DOB: 8/23/73**

	G	GS	MIN	FGM	FGA	PCT	3P	3PA	PCT	FTM	FTA	PCT	OR	DR	REB	AS	PF	ST	TO	BLK	PTS
2000	3	0	7	0	2	.000	0	1	.000	4	4	1.000	0	1	1	0	0	1	0	0	4
<b>WNBA Totals</b>	<b>3</b>	<b>0</b>	<b>7</b>	<b>0</b>	<b>2</b>	<b>.000</b>	<b>0</b>	<b>1</b>	<b>.000</b>	<b>4</b>	<b>4</b>	<b>1.000</b>	<b>0</b>	<b>1</b>	<b>1</b>	<b>0</b>	<b>0</b>	<b>1</b>	<b>0</b>	<b>0</b>	<b>4</b>

**30-Katie Smith (Ohio State) Pos: G Ht: 5'11" Wt: 180 DOB: 6/4/74**

	G	GS	MIN	FGM	FGA	PCT	3P	3PA	PCT	FTM	FTA	PCT	OR	DR	REB	AS	PF	ST	TO	BLK	PTS
2005	13	9	394	40	107	.374	18	55	.327	26	34	.765	11	17	28	26	27	5	17	3	124
2006	34	34	1137	123	302	.407	59	161	.366	93	102	.912	19	73	92	112	78	25	65	4	398
2007	34	34	1166	128	355	.361	61	196	.311	133	157	.847	18	110	128	124	81	42	59	3	450
2008	34	34	1152	157	410	.383	76	211	.360	110	124	.887	10	84	94	137	70	32	80	3	500
2009	27	27	894	128	294	.435	57	132	.432	56	61	.918	13	50	63	76	21	2	62	6	36
<b>Shock Totals</b>	<b>132</b>	<b>138</b>	<b>4746</b>	<b>576</b>	<b>1468</b>	<b>.382</b>	<b>271</b>	<b>755</b>	<b>.343</b>	<b>418</b>	<b>478</b>	<b>.868</b>	<b>71</b>	<b>334</b>	<b>405</b>	<b>475</b>	<b>277</b>	<b>106</b>	<b>283</b>	<b>19</b>	<b>1472</b>
<b>WNBA Totals</b>	<b>347</b>	<b>342</b>	<b>12030</b>	<b>1703</b>	<b>4196</b>	<b>.406</b>	<b>731</b>	<b>1994</b>	<b>.367</b>	<b>1309</b>	<b>1517</b>	<b>.863</b>	<b>274</b>	<b>803</b>	<b>1077</b>	<b>971</b>	<b>316</b>	<b>58</b>	<b>743</b>	<b>904</b>	<b>5446</b>

**3-Tyresa Smith (Delaware) Pos: G Ht: 5'10" Wt: 155 DOB: 4/21/85**

	G	GS	MIN	FGM	FGA	PCT	3P	3PA	PCT	FTM	FTA	PCT	OR	DR	REB	AS	PF	ST	TO	BLK	PTS
2007	1	1	7	0	2	.000	0	0	----	1	2	.500	1	1	2	0	0	1	0	0	1
<b>WNBA Totals</b>	<b>1</b>	<b>1</b>	<b>7</b>	<b>0</b>	<b>2</b>	<b>.000</b>	<b>0</b>	<b>0</b>	<b>----</b>	<b>1</b>	<b>2</b>	<b>.500</b>	<b>1</b>	<b>1</b>	<b>2</b>	<b>0</b>	<b>0</b>	<b>1</b>	<b>0</b>	<b>0</b>	<b>1</b>

**9-Wanisha Smith (Duke) Pos: G Ht: 5'11" Wt: 175 DOB: 7/9/85**

	G	GS	MIN	FGM	FGA	PCT	3P	3PA	PCT	FTM	FTA	PCT	OR	DR	REB	AS	PF	ST	TO	BLK	PTS
2008	1	0	0	0	0	---	0	0	---	0	0	---	0	0	0	0	0	0	0	0	0
<b>WNBA Totals</b>	<b>1</b>	<b>0</b>	<b>0</b>	<b>0</b>	<b>0</b>	<b>---</b>	<b>0</b>	<b>0</b>	<b>---</b>	<b>0</b>	<b>0</b>	<b>---</b>	<b>0</b>	<b>0</b>	<b>0</b>	<b>0</b>	<b>0</b>	<b>0</b>	<b>0</b>	<b>0</b>	<b>0</b>

**4-Rachael Sporn (Underdale Adelaide - Au) Pos: F Ht: 6'2" Wt: 150 DOB: 5/26/68**

	G	GS	MIN	FGM	FGA	PCT	3P	3PA	PCT	FTM	FTA	PCT	OR	DR	REB	AS	PF	ST	TO	BLK	PTS
1998	30	1	535	60	147	.408	0	0	----	16	34	.471	51	57	108	38	58	8	34	12	136
1999	18	10	340	44	94	.468	0	1	.000	18	28	.643	26	33	59	27	45	15	16	4	106
2001	23	1	265	19	47	.404	0	0	----	3	9	.333	21	31	52	11	16	7	13	4	41
<b>Shock Totals</b>	<b>71</b>	<b>12</b>	<b>1140</b>	<b>123</b>	<b>288</b>	<b>.427</b>	<b>0</b>	<b>1</b>	<b>.000</b>	<b>37</b>	<b>71</b>	<b>.521</b>	<b>98</b>	<b>121</b>	<b>219</b>	<b>76</b>	<b>119</b>	<b>30</b>	<b>63</b>	<b>20</b>	<b>283</b>
<b>WNBA Totals</b>	<b>71</b>	<b>12</b>	<b>1140</b>	<b>123</b>	<b>288</b>	<b>.427</b>	<b>0</b>	<b>1</b>	<b>.000</b>	<b>37</b>	<b>71</b>	<b>.521</b>	<b>98</b>	<b>121</b>	<b>219</b>	<b>76</b>	<b>119</b>	<b>30</b>	<b>63</b>	<b>20</b>	<b>283</b>

**7-Andrea Stinson (NC State) Pos: G Ht: 5'10" Wt: 158 DOB: 1/20/76**

	G	GS	MIN	FGM	FGA	PCT	3P	3PA	PCT	FTM	FTA	PCT	OR	DR	REB	AS	PF	ST	TO	BLK	PTS
2005	18	1	102	8	23	.348	2	10	.200	4	6	.667	6	6	12	13	6	3	4	0	22
<b>Shock Totals</b>	<b>18</b>	<b>1</b>	<b>102</b>	<b>8</b>	<b>23</b>	<b>.348</b>	<b>2</b>	<b>10</b>	<b>.200</b>	<b>4</b>	<b>6</b>	<b>.667</b>	<b>6</b>	<b>6</b>	<b>12</b>	<b>13</b>	<b>6</b>	<b>3</b>	<b>4</b>	<b>0</b>	<b>22</b>
<b>WNBA Totals</b>	<b>272</b>	<b>255</b>	<b>8056</b>	<b>1310</b>	<b>2905</b>	<b>.451</b>	<b>207</b>	<b>611</b>	<b>.339</b>	<b>524</b>	<b>712</b>	<b>.736</b>	<b>279</b>	<b>848</b>	<b>1127</b>	<b>810</b>	<b>511</b>	<b>342</b>	<b>571</b>	<b>117</b>	<b>3351</b>



**41-Stacy Stephens (Texas) Pos: C Ht: 6'4" Wt: 193 DOB: 1/21/82**

	G	GS	MIN	FGM	FGA	PCT	3P	3PA	PCT	FTM	FTA	PCT	OR	DR	REB	AS	PF	ST	TO	BLK	PTS
2004	7	1	36	2	6	.333	0	0	----	0	2	.000	2	7	9	3	7	0	2	0	4
WNBA Totals	7	1	36	2	6	.333	0	0	----	0	2	.000	2	7	9	3	7	0	2	0	4

**21-LaToya Thomas (Mississippi State) Pos: F Ht: 6'2" Wt: 165 DOB: 7/6/81**

	G	GS	MIN	FGM	FGA	PCT	3P	3PA	PCT	FTM	FTA	PCT	OR	DR	REB	AS	PF	ST	TO	BLK	PTS
2008	7	0	40	4	15	.267	0	2	.000	0	0	----	2	3	5	1	3	1	2	1	8
Shock Totals	7	0	40	4	15	.267	0	2	.000	0	0	----	2	3	5	1	3	1	2	1	8
WNBA Totals	150	74	3363	533	1158	.460	27	68	.391	297	366	.811	193	350	543	159	334	86	207	47	1390

**9-Stacey Thomas (Michigan) Pos: F Ht: 5'10" Wt: 153 DOB: 8/29/78**

	G	GS	MIN	FGM	FGA	PCT	3P	3PA	PCT	FTM	FTA	PCT	OR	DR	REB	AS	PF	ST	TO	BLK	PTS
2003	11	0	82	5	16	.312	5	20	.250	4	11	.364	16	5	10	9	6	1	15		
2004	1	0	1	0	0	----	0	0	----	0	0	----	0	0	0	0	0	0	0	0	0
2005	17	0	133	2	12	.167	0	1	.000	8	20	.400	10	10	20	8	15	8	3	12	
Shock Totals	29	0	216	7	28	.250	1	6	.166	12	31	.387	16	22	38	13	25	17	9	4	27
WNBA Totals	145	39	2303	153	447	.342	20	86	.233	112	217	.516	139	216	355	232	251	154	163	49	438

**21 - Amanda Thompson (Oklahoma) Pos: F, Ht: 6'1", WT: 170 lbs DOB: 11/18/87**

	G	GS	Min	FGM	FGA	PCT	3P	3PA	PCT	FTM	FTA	PCT	OR	DR	R	A	PF	ST	TO	B	PTS
2010	7	0	49	2	14	0.143	0	0	.000	7	10	.700	2	9	11	3	8	3	4	0	11
Shock Totals	7	0	49	2	14	0.143	0	0	.000	7	10	.700	2	9	11	3	8	3	4	0	11
W. Totals	7	0	49	2	14	0.143	0	0	.000	7	10	.700	2	9	11	3	8	3	4	0	11

**33-Iciss Tillis (Duke) Pos: F/C Ht: 6'5" Wt: 155 DOB: 12/6/81**

	G	GS	MIN	FGM	FGA	PCT	3P	3PA	PCT	FTM	FTA	PCT	OR	DR	REB	AS	PF	ST	TO	BLK	PTS
2004	31	1	287	35	74	.473	6	18	.333	7	12	.583	13	26	39	13	23	9	23	8	83
2007	8	1	26	2	6	.333	0	2	.000	0	0	----	2	5	7	1	3	0	7	0	4
Shock Totals	39	2	313	37	80	.463	6	20	.300	7	12	.583	15	31	46	14	26	9	30	8	87
WNBA Totals	67	1	582	69	171	.404	12	49	.245	23	34	.676	36	66	102	25	75	19	55	12	173

**17-Elena Tornikidou (Russia) Pos: F Ht: 6'1" Wt: 160 DOB: 5/27/65**

	G	GS	MIN	FGM	FGA	PCT	3P	3PA	PCT	FTM	FTA	PCT	OR	DR	REB	AS	PF	ST	TO	BLK	PTS
1999	11	0	86	9	23	.391	0	0	----	2	6	.333	3	6	9	8	8	1	11	1	20
2000	32	32	869	122	241	.506	1	8	.125	85	93	.914	41	69	110	82	73	29	68	13	330
2001	32	32	777	111	249	.446	22	49	.449	63	71	.887	28	49	77	56	59	19	59	14	307
WNBA Totals	75	64	1732	242	513	.472	23	57	.404	150	170	.882	72	124	196	146	140	49	138	28	657

**30-Mfon Udoka (DePaul) Pos: F Ht: 6'0" Wt: 187 DOB: 6/16/76**

	G	GS	MIN	FGM	FGA	PCT	3P	3PA	PCT	FTM	FTA	PCT	OR	DR	REB	AS	PF	ST	TO	BLK	PTS
1998	3	0	25	1	6	.167	0	0	----	2	4	.500	1	2	3	0	3	0	1	0	4
Shock Totals	3	0	25	1	6	.167	0	0	----	2	4	.500	1	2	3	0	3	0	1	0	4
WNBA Totals	31	3	295	33	72	.458	0	1	.000	19	31	.613	25	32	57	4	46	4	23	2	85

**55- Petra Ujhelyi (South Carolina) Pos: C Ht: 6'4" Wt: 205 DOB: 12/17/80**

	G	GS	MIN	FGM	FGA	PCT	3P	3PA	PCT	FTM	FTA	PCT	OR	DR	REB	AS	PF	ST	TO	BLK	PTS
2003	14	0	68	2	8	.250	0	0	----	0	3	----	3	9	12	3	8	0	10	1	4
WNBA Totals	14	0	68	2	8	.250	0	0	----	0	3	----	3	9	12	3	8	0	10	1	4

**12- Ayana Walker (Louisiana Tech) Pos: F Ht: 6'3" Wt: 143 DOB: 9/10/79**

	G	GS	MIN	FGM	FGA	PCT	3P	3PA	PCT	FTM	FTA	PCT	OR	DR	REB	AS	PF	ST	TO	BLK	PTS
2002	32	0	548	63	167	.377	2	9	.222	34	49	.694	56	62	118	17	56	12	29	34	162
2003	34	1	271	24	70	.343	0	0	----	8	21	.381	34	37	71	10	33	10	19	11	56
2004	18	1	148	8	28	.286	0	0	----	2	6	.333	10	16	26	6	13	1	5	4	18
2005	12	11	241	25	52	.481	0	0	----	9	12	.750	16	31	47	13	15	6	16	10	59
2007	2	1	43	3	7	.429	0	0	----	1	3	.333	0	6	6	1	9	1	6	2	7
Shock Totals	98	14	1251	123	324	.380	0	0	.000	54	91	.593	116	152	268	47	126	30	75	61	302
WNBA Totals	132	14	1524	144	377	.382	2	9	.222	70	120	.583	131	186	317	56	168	42	82	73	360



**52-Val Whiting (Stanford) Pos: C Ht: 6'2" Wt: 190 DOB: 4/9/72**

	G	GS	MIN	FGM	FGA	PCT	3P	3PA	PCT	FTM	FTA	PCT	OR	DR	REB	AS	PF	ST	TO	BLK	PTS
1999	31	20	764	76	200	.380	0	0	-----	50	110	.455	66	141	207	49	84	40	46	31	202
Shock Totals	31	20	764	76	200	.380	0	0	-----	50	110	.455	66	141	207	49	84	40	46	31	202
WNBA Totals	63	38	1278	104	303	0	1	.000	95	176	.540	94	205	299	70	156	57	84	47	303	

**33-Angelina Williams (Illinois) Pos: G Ht: 6'0" Wt: 149 DOB: 7/21/83**

	G	GS	MIN	FGM	FGA	PCT	3P	3PA	PCT	FTM	FTA	PCT	OR	DR	REB	AS	PF	ST	TO	BLK	PTS
2006	21	0	133	14	43	.326	2	8	.250	11	17	.647	3	10	13	12	9	7	15	6	41
Shock Totals	21	0	133	14	43	.326	2	8	.250	11	17	.647	3	10	13	12	9	7	15	6	41
WNBA Totals	37	0	282	29	93	.312	6	26	.231	17	24	.708	12	24	36	21	26	11	26	13	81

**23-Lenae Williams (DePaul) Pos: G Ht: 6'1" Wt: 151 DOB: 7/14/79**

	G	GS	MIN	FGM	FGA	PCT	3P	3PA	PCT	FTM	FTA	PCT	OR	DR	REB	AS	PF	ST	TO	BLK	PTS
2002	27	0	177	30	101	.297	13	54	.241	0	5	.000	7	12	19	4	15	4	14	0	73
WNBA Totals	27	0	177	30	101	.297	13	54	.241	0	5	.000	7	12	19	4	15	4	14	0	73

**8-Lynette Woodard (Kansas) Pos: G Ht: 6'0" Wt: 160 DOB: 8/12/59**

	G	GS	MIN	FGM	FGA	PCT	3P	3PA	PCT	FTM	FTA	PCT	OR	DR	REB	AS	PF	ST	TO	BLK	PTS
1998	27	8	383	36	93	.387	0	0	-----	23	40	.575	31	35	66	22	33	22	31	3	95
Shock Totals	27	8	383	36	93	.387	0	0	-----	23	40	.575	31	35	66	22	33	22	31	3	95
WNBA Totals	55	35	1095	123	311	.395	0	7	.000	66	104	.635	68	114	182	89	77	68	100	13	312

**7-Oksana Zakaluzhnaya (Russia) Pos: C Ht: 6'6" Wt: 174 DOB: 12/18/77**

	G	GS	MIN	FGM	FGA	PCT	3P	3PA	PCT	FTM	FTA	PCT	OR	DR	REB	AS	PF	ST	TO	BLK	PTS
2000	23	0	258	38	73	.521	3	7	.429	10	11	.909	15	31	46	2	45	5	19	13	89
2001	On Injured List																				
2002	3	0	10	1	3	.333	0	0	-----	0	0	-----	0	0	0	0	3	0	0	1	2
Shock Totals	26	0	268	39	76	.513	3	7	.429	10	11	.909	15	31	46	2	48	5	19	14	91
WNBA Totals	31	0	305	41	82	.500	3	7	.429	12	15	.800	15	34	49	2	52	5	23	14	97

**1-Shavonte Zellous (Pittsburgh) Pos: G Ht: 5'10" Wt: 155 DOB: 8/28/86**

	G	GS	MIN	FGM	FGA	PCT	3P	3PA	PCT	FTM	FTA	PCT	OR	DR	REB	AS	PF	ST	TO	BLK	PTS
2009	34	4	802	118	297	.397	15	49	.306	155	181	.856	25	81	106	62	111	27	77	17	406
2010	4	1	67	5	31	.161	1	10	.100	5	6	.833	1	2	3	10	7	2	2	0	16
Shock Totals	38	5	868	123	328	.375	16	59	.271	160	187	.856	26	83	109	72	118	29	79	17	422
W. Totals	65	5	1,286	170	458	.370	23	84	.389	219	266	.823	40	125	165	107	173	41	112	33	582



DATE	OPPONENT	W/L	SCORE	SITE
<b>1998</b>				
May 30	@ Charlotte	L	54-68	Charlotte Coliseum (Charlotte, NC)
June 4	Charlotte	L	61-102	VanAndel Arena (Grand Rapids, MI)
<b>1999</b>				
May 29	@ Los Angeles	L	69-108	Arrowhead Pond (Anaheim, CA)
June 4	Los Angeles	L	83-89	VanAndel Arena (Grand Rapids, MI)
<b>2000</b>				
May 17	Phoenix	L	57-76	The Palace of Auburn Hills
May 20	Sacramento	L	75-78	The Palace of Auburn Hills
May 25	@ Sacramento	L	75-95	Arco Arena
May 27	@ Phoenix	W	103-100	Walkup Skydome (Flagstaff, AZ)
<b>2001</b>				
May 16	Indiana	L	73-77	The Palace of Auburn Hills
May 22	@ Indiana	W	88-79	Conseco Fieldhouse
May 24	@ Houston	L	65-76	Compaq Center
<b>2002</b>				
May 13	Houston	L	62-78	The Palace of Auburn Hills
May 17	Los Angeles	W	71-68	The Palace of Auburn Hills
May 22	@ Miami	L	50-67	American Airlines Arena
<b>2003</b>				
May 6	@ Minnesota	L	72-86	Target Center
May 14	Minnesota	L	64-72	Birch Run Expo Center (Flint, MI)
May 18	@ Cleveland	L	71-86	Gund Arena
<b>2004</b>				
May 6	@ San Antonio	W	75-57	Arena Monterrey (Monterrey, Mexico)
May 11	@ Minnesota	L	65-74	Target Center
May 15	Minnesota	L	56-58	Peterson Events Center (Pittsburgh, PA)
May 17	Chinese Nat. Team	W	80-69	The Palace of Auburn Hills
<b>2005</b>				
May 3	Indiana	L	73-81	Joyce Center (South Bend, IN)
May 7	@ Minnesota	W	76-70	Municipal Auditorium Arena (Kansas City, MO)
May 15	New York	W	68-62	Pepsi Arena (Albany, NY)
<b>2006</b>				
May 7	@ Connecticut	W	77-58	Mohegun Sun Arena (Uncaseville, CT)
May 11	Phoenix	L	84-85	Pepsi Arena (Albany, NY)
May 15	@ Houston	W	85-70	Toyota Center
<b>2007</b>				
May 4	@ Houston	W	74-72	United Spirit Arena (Lubbock, TX)
May 6	Washington	W	73-55	Nationwide Arena (Columbus, OH)
May 13	San Antonio	L	57-61	Qwest Center (Omaha, NE)
<b>2008</b>				
May 12	@ San Antonio	L	64-74	United Spirit Arena (Lubbock, TX)
<b>2009</b>				
May 22	@ Chicago	L	67-71	UIC Pavilion
May 27	Chicago	W	78-68	The Palace of Auburn Hills
May 30	San Antonio	W	62-55	Traverse City West H.S. (Traverse City, MI)
<b>2010</b>				
May 9	Seattle	W	90-80	BOK Center

## OVERALL PRESEASON RECORDS

TOTAL: 14-21      HOME: 7-11      AWAY: 7-10



**Coach of the Year**

Bill Laimbeer (2003)

**Rookie of the Year**

Cheryl Ford (2003)

**WNBA Finals MVP**

Katie Smith (2008)

Deanna Nolan (2006)

Ruth Riley (2003)

**WNBA All-Stars**

Kara Braxton (2007)

Sandy Brondello (1999)

Swin Cash (2003, 2005)

Cheryl Ford (2003, 2005, 2006, 2007)

Deanna Nolan (2003, 2005, 2006, 2007)

Wendy Palmer (2000)

Katie Smith (2006, 2009)

Ruth Riley (2005)

**WNBA All-Star MVP**

Cheryl Ford (2007)

**All-WNBA Second Team**

Cindy Brown (1998)

Swin Cash (2003, 2004)

Cheryl Ford (2003, 2006)

Deanna Nolan (2003, 2008, 2009)

**All-Defensive First Team**

Deanna Nolan (2007)

**All-Defensive Second Team**

Cheryl Ford (2006)

Deanna Nolan (2005, 2006, 2008, 2009)

Katie Smith (2008)

**All-Rookie First Team**

Shavonte Zellous (2009)

**WNBA Sixth Woman of the Year**

Plenette Pierson (2007)







**SHOCK RECORDS**

## Games

1. Deanna Nolan . . . . .	.293 (9)
2. Swin Cash . . . . .	.183 (6)
3. Cheryl Ford . . . . .	.196 (7)
4. Kara Braxton . . . . .	.181 (6)
5. Barbara Farris . . . . .	.171 (6)
6. Elaine Powell . . . . .	.166 (7)
7. Astou Ndiaye-Diatta . . . . .	.138 (5)
8. Ruth Riley . . . . .	.135 (4)
9. Katie Smith . . . . .	.142 (5)
10. Plenette Pierson . . . . .	.128 (6)

## MINUTES

1. Deanna Nolan . . . . .	9175 (9)
2. Swin Cash . . . . .	5689 (6)
3. Cheryl Ford . . . . .	5571 (7)
4. Katie Smith . . . . .	4748 (5)
5. Plenette Pierson . . . . .	4372 (6)
6. Ruth Riley . . . . .	3763 (4)
7. Elaine Powell . . . . .	3519 (7)
8. Astou Ndiaye-Diatta . . . . .	3065 (5)
9. Dominique Canty . . . . .	2680 (4)
10. Barbara Farris . . . . .	2641 (6)

## POINTS

1. Deanna Nolan . . . . .	3971 (9)
2. Swin Cash . . . . .	2369 (6)
3. Cheryl Ford . . . . .	2116 (7)
4. Katie Smith . . . . .	1841 (5)
5. Kara Braxton . . . . .	1331 (6)
6. Plenette Pierson . . . . .	1223 (5)
7. Ruth Riley . . . . .	1205 (4)
8. Astou Ndiaye-Diatta . . . . .	1181 (5)
9. Wendy Palmer . . . . .	998 (4)
10. Elaine Powell . . . . .	872 (7)

## AVERAGE POINTS PER GAME

1. Sandy Brondello . . . . .	.13.7 (2)
2. Deanna Nolan . . . . .	.13.6 (9)
3. Swin Cash . . . . .	.12.9 (6)
4. Katie Smith . . . . .	.12.6 (5)
5. Ivory Latta . . . . .	.12.4 (1)
6. Scholanda Robinson . . . . .	.11.9 (1)
7. Wendy Palmer . . . . .	.12.3 (4)
8. Korie Hlede . . . . .	.11.8 (2)
9. Cheryl Ford . . . . .	.10.8 (7)
10. Jennifer Azzi . . . . .	.10.8 (1)

## FIELD GOALS MADE

1. Deanna Nolan . . . . .	.1476 (9)
2. Swin Cash . . . . .	.817 (6)
3. Cheryl Ford . . . . .	.780 (7)
4. Katie Smith . . . . .	.576 (5)
5. Kara Braxton . . . . .	.542 (6)
6. Astou Ndiaye-Diatta . . . . .	.520 (5)
7. Ruth Riley . . . . .	.483 (4)
8. Plenette Pierson . . . . .	.446 (5)
9. Wendy Palmer . . . . .	.370 (4)
10. Elaine Powell . . . . .	.322 (7)

## FIELD GOALS ATTEMPTED

1. Deanna Nolan . . . . .	3546 (9)
2. Swin Cash . . . . .	1923 (6)
3. Cheryl Ford . . . . .	1706 (7)
4. Katie Smith . . . . .	1302 (5)
5. Kara Braxton . . . . .	1180 (6)
6. Astou Ndiaye-Diatta . . . . .	1125 (5)
7. Ruth Riley . . . . .	1093 (4)
8. Plenette Pierson . . . . .	958 (6)
9. Wendy Palmer . . . . .	841 (4)
10. Dominique Canty . . . . .	779 (4)

## 3-POINT FIELD GOALS MADE

1. Deanna Nolan . . . . .	340 (9)
2. Katie Smith . . . . .	271 (5)
3. Kedra Holland-Corn . . . . .	78 (2)
4. Claudia Maria das Neves . . . . .	61 (3)
5. Shanna Crossley . . . . .	57 (1)
6. Alexis Hornbuckle . . . . .	51 (3)
7. Sandy Brondello . . . . .	53 (2)
8. Carla Boyd . . . . .	47 (3)
9. Wendy Palmer . . . . .	46 (4)
10. Korie Hlede . . . . .	37 (2)

## 3-POINT FIELD GOALS ATTEMPTED

1. Deanna Nolan . . . . .	.973 (9)
2. Katie Smith . . . . .	.755 (5)
3. Kedra Holland-Corn . . . . .	.208 (2)
4. Claudia Maria das Neves . . . . .	.204 (3)
5. Wendy Palmer . . . . .	.157 (4)
6. Swin Cash . . . . .	.152 (6)
7. Carla Boyd . . . . .	.150 (3)
8. Shanna Crossley . . . . .	.135 (1)
9. Alexis Hornbuckle . . . . .	.134 (1)
10. Cindy Brown . . . . .	.91 (2)



## FREE THROWS MADE

1. Swin Cash . . . . .	.699 (6)
2. Deanna Nolan . . . . .	.679 (9)
3. Cheryl Ford . . . . .	.556 (7)
4. Katie Smith . . . . .	.418 (5)
5. Plenette Pierson . . . . .	.327 (5)
6. Kara Braxton . . . . .	.246 (6)
7. Dominique Canty . . . . .	.296 (4)
8. Ruth Riley . . . . .	.232 (4)
9. Elaine Powell . . . . .	.214 (7)
10. Wendy Palmer . . . . .	.212 (4)

## FREE THROWS ATTEMPTED

1. Swin Cash . . . . .	.956 (6)
2. Cheryl Ford . . . . .	.935 (7)
3. Deanna Nolan . . . . .	.837 (9)
4. Katie Smith . . . . .	.478 (5)
5. Plenette Pierson . . . . .	.444 (5)
6. Dominique Canty . . . . .	.417 (4)
7. Kara Braxton . . . . .	.373 (6)
8. Barbara Farris . . . . .	.317 (6)
9. Elaine Powell . . . . .	.310 (7)
10. Wendy Palmer . . . . .	.302 (4)

## REBOUNDS

1. Cheryl Ford . . . . .	.1907 (7)
2. Deanna Nolan . . . . .	.1112 (9)
3. Swin Cash . . . . .	.1068 (6)
4. Kara Braxton . . . . .	.819 (6)
5. Ruth Riley . . . . .	.721 (4)
6. Astou Ndiaye-Diatta . . . . .	.633 (5)
7. Wendy Palmer . . . . .	.574 (4)
8. Plenette Pierson . . . . .	.547 (5)
9. Barbara Farris . . . . .	.462 (6)
10. Cindy Brown . . . . .	.414 (2)

## ASSISTS

1. Deanna Nolan . . . . .	.930 (9)
2. Swin Cash . . . . .	.568 (6)
3. Elaine Powell . . . . .	.494 (7)
4. Katie Smith . . . . .	.475 (5)
5. Dominique Canty . . . . .	.273 (4)
6. Edwina Brown . . . . .	.217 (3)
7. Ruth Riley . . . . .	.205 (4)
8. Cheryl Ford . . . . .	.201 (7)
9. Plenette Pierson . . . . .	.177 (5)
10. Sandy Brondello . . . . .	.171 (2)

## STEALS

1. Deanna Nolan . . . . .	.388 (9)
2. Cheryl Ford . . . . .	.224 (7)
3. Swin Cash . . . . .	.175 (6)
4. Elaine Powell . . . . .	.154 (7)
5. Alexis Hornbuckle . . . . .	.144 (3)
6. Dominique Canty . . . . .	.127 (4)
7. Katie Smith . . . . .	.125 (5)
8. Kara Braxton . . . . .	.101 (6)
9. Ruth Riley . . . . .	.97 (4)
10. Plenette Pierson . . . . .	.93 (5)

## BLOCKED SHOTS

1. Ruth Riley . . . . .	.206 (4)
2. Cheryl Ford . . . . .	.160 (7)
3. Swin Cash . . . . .	.113 (6)
4. Deanna Nolan . . . . .	.101 (9)
5. Kara Braxton . . . . .	.99 (6)
6. Plenette Pierson . . . . .	.88 (5)
7. Astou Ndiaye-Diatta . . . . .	.81 (5)
8. Ayana Walker . . . . .	.61 (5)
9. Cindy Brown . . . . .	.34 (2)
10. Elaine Powell . . . . .	.32 (7)

## PERSONAL FOULS

1. Cheryl Ford . . . . .	.713 (7)
2. Deanna Nolan . . . . .	.628 (9)
3. Ruth Riley . . . . .	.490 (4)
4. Kara Braxton . . . . .	.470 (6)
5. Swin Cash . . . . .	.444 (6)
6. Plenette Pierson . . . . .	.365 (5)
7. Barbara Farris . . . . .	.323 (6)
8. Astou Ndiaye-Diatta . . . . .	.288 (5)
9. Elaine Powell . . . . .	.278 (7)
10. Wendy Palmer . . . . .	.264 (4)



### SINGLE SEASON HIGHS

Most Points . . . . .	2,697	2007
Highest Scoring Average. . . . .	79.3	2007
Most Rebounds. . . . .	1,311	2007
Most Offensive Rebounds . . . . .	412	2005
Most Defensive Rebounds. . . . .	931	2007
Most Assists . . . . .	604	2008
Most Steals . . . . .	278	2008
Most Turnovers. . . . .	616	2010
Most Blocked Shots . . . . .	158	2003
Most Field Goals . . . . .	984	2010
Most Field Goals Attempted . . .	2,323	2010
Field Goal Percentage. . . . .	.450	2003
Most Free Throws . . . . .	624	2003
Most Free Throws Attempted. . .	882	2003
Free Throw Percentage. . . . .	.760	2001

Most Three-Point Field Goals . . .	198	2010
Most 3-Pt Field Goals Attempted	554	2010
Three-Point Field Goal Percentage.	.387	2003
Personal Fouls . . . . .	766	2009
Disqualifications . . . . .	14	1999
Most Victories. . . . .	25	2003
Fewest Victories . . . . .	6	2010
Best Winning Percentage . . .	.735 (25-9)	2003
Poorest Winning Percentage.	.176(6-28)	2010
Most Home Victories . . . . .	14 (of 17)	2006
. . . . .	14 (of 17)	2008
Fewest Home Victories . . . . .	4 (of 16)	2010
Most Road Victories . . . . .	12 (of 17)	2003
. . . . .	12 (of 17)	2007
Fewest Road Victories. . . . .	2 (of 16)	2002
. . . . .	2 (of 16)	2010

### SINGLE SEASON HIGHS

#### MOST FIELD GOALS

Game	38	vs. Connecticut	August 13, 2006
		vs. Phoenix	July 8, 2007
Half	22	Many times	
Quarter	14	at Washington (1st)	July 18, 2008

#### MOST FIELD GOALS ATTEMPTED

Game	94	vs. Washington (2OT)	July 10, 1999
Half	45	at Atlanta (1st)	June 22, 2008
Quarter	25	Many times	

#### FIELD GOAL PERCENTAGE

Game	.619	at Phoenix (26/42)	July 26, 2001
------	------	--------------------	---------------

#### MOST FREE THROWS

Game	40	vs. Indiana	June 18, 2000
		vs. San Antonio	July 1, 2003
Half	27	vs. Indiana (2nd)	June 18, 2000
Quarter	17	vs. Washington (4th)	May 30, 2007

#### MOST FREE THROWS ATTEMPTED

Game	54	vs. Indiana	June 18, 2000
Half	32	vs. Indiana (2nd)	June 18, 2000
Quarter	21	vs. Washington (4th)	May 30, 2007

#### MOST THREE-POINT FIELD GOALS

Game	12	vs. Phoenix	July 8, 2007
Half	8	vs. Chicago (1st)	August 10, 2006
Quarter	5	vs. Chicago (2nd)	August 10, 2006

#### **MOST THREE-POINT FIELD GOALS ATTEMPTED**

Game	27	vs. Orlando at Phoenix	June 5, 2001 June 22, 2007
		vs. Seattle	August 7, 2010
Half	17	at Indiana (2nd)	June 1, 2002
Quarter	10	at Sacramento (4th)	June 6, 2008

#### **MOST REBOUNDS**

Game	55	vs. Phoenix	July 8, 2007
Half	30	vs. Phoenix (2nd)	July 8, 2007
Quarter	21	at Washington (2nd)	July 28, 2007

#### **MOST OFFENSIVE REBOUNDS**

Game	22	vs. Charlotte vs. San Antonio	July 3, 2003 July 16, 2006
Half	15	vs. San Antonio (1st)	July 16, 2006
Quarter	9	Many times	

#### **MOST DEFENSIVE REBOUNDS**

Game	42	vs. Phoenix	July 8, 2007
Half	23	vs. Phoenix (2nd)	July 8, 2007
Quarter	14	at Connecticut (1st)	June 10, 2007

#### **MOST ASSISTS**

Game	28	vs. New York vs. Seattle	July 30, 2004 August 9, 2007
Half	17	vs. Atlanta (2nd)	June 29, 2008
Quarter	11	vs. Chicago (2nd) vs. Seattle (1st)	August 10, 2006 August 9, 2007

#### **MOST PERSONAL FOULS**

Game	34	at Orlando at Indiana	August 18, 1999 May 20, 2006
		vs. Minnesota (OT)	June 20, 2008
Half	24	vs. Sacramento (2nd)	July 4, 1999



## SINGLE SEASON HIGHS

Fewest Points . . . . .	2087	1998
Fewest Rebounds . . . . .	945	2001
Fewest Offensive Rebounds. . . .	321	1999
Fewest Defensive Rebounds . . . .	621	2001
Fewest Assists. . . . .	432	1998
Fewest Steals . . . . .	197	1998
Fewest Turnovers . . . . .	483	1999
Fewest Blocked Shots. . . . .	81	1998
Fewest Field Goals. . . . .	766	2002
Fewest Field Goals Attempted . .	1875	1998

Field Goal Percentage. . . . .	.399	2002
Fewest Free Throws . . . . .	412	2001
Fewest Free Throws Attempted . .	542	2001
Free Throw Percentage. . . . .	.658	2005
Fewest Three-Point Field Goals. . .	62	2004
Fewest 3-Pt Field Goals Attempted	209	2004
Three-Point Field Goal Percentage.	.278	2000
Personal Fouls . . . . .	602	2001
Disqualifications . . . . .	0	2010

## SINGLE SEASON LOWS

### FEWEST FIELD GOALS

Game	15	at Houston	July 6, 2002
Half	3	at Houston (1st)	July 6, 2002
Quarter	2	Many times	

### FEWEST FIELD GOALS ATTEMPTED

Game	42	at Phoenix	July 26, 2001
		vs. Charlotte	June 10, 2005
Half	18	Many times	
Quarter	10	Many times	

### FIELD GOAL PERCENTAGE

Game	.259	at Houston (15/58)	July 6, 2002
------	------	--------------------	--------------

### FEWEST FREE THROWS

Game	2	at Sacramento	June 6, 2008
Half	0	Many times	
Quarter	0	Many times	

### FEWEST FREE THROWS ATTEMPTED

Game	4	vs. Houston	August 7, 1998
		vs Washington	July 3, 2010
Half	0	Many times	
Quarter	0	Many times	

### FEWEST THREE-POINT FIELD GOALS

Game	0	Many times
Half	0	Many times
Quarter	0	Many times



#### FEWEST THREE-POINT FIELD GOALS ATTEMPTED

Game	1	at Charlotte	September 4, 2004
Half	0	Many times	
Quarter	0	Many times	

#### FEWEST REBOUNDS

Game	14	vs. Utah	August 7, 2001
Half	5	at Washington (2nd)	June 3, 2006
Quarter	1	at Washington (3rd)	June 3, 2006

#### FEWEST OFFENSIVE REBOUNDS

Game	4	Many times	
Half	1	Many times	
Quarter	0	Many times	

#### FEWEST DEFENSIVE REBOUNDS

Game	10	vs. Utah	August 7, 2001
Half	3	at Indiana (2nd)	May 20, 2006
Quarter	1	Many times	

#### FEWEST ASSISTS

Game	6	Many times	
Half	0	at New York (2nd)	May 22, 2005
Quarter	0	Many times	

#### FEWEST PERSONAL FOULS

Game	7	vs. Washington	August 25, 2003
Half	3	Many times	
Quarter	1	Many times	

#### FEWEST STEALS

Game	0	vs. Indiana	August 11, 2007
Half	0	Many times	
Quarter	0	Many times	

#### FEWEST TURNOVERS

Game	8	Many times	
Half	2	Many times	
Quarter	0	Many times	

#### FEWEST BLOCKED SHOTS

Game	0	Many times	
Half	0	Many times	
Quarter	0	Many times	



## WIN/LOSS STREAKS

Longest Winning Streak	8	June 5-27, 2003 August 13, 2006 – June 15, 2007
Longest Losing Streak	13	May 30-June 28, 2002
Longest Home Winning Streak	13	July 20, 2005 – June 25, 2006
Longest Home Losing Streak	9	June 19, 2010 - July 30, 2010
Best Home Record (season)	14-3	2006 2008
Worst Home Record (season)	4-13	2010
Longest Road Winning Streak	6	June 2-22, 2007 July 12-31, 2007
Longest Road Losing Streak	17	July 24, 2001-July 18, 2002
Best Road Record (season)	12-5	2003 2007
Worst Road Record (season)	2-14	2002 2010

## SHOCK HIGHEST SCORES

Game	111	vs. Indiana vs. Phoenix	June 18, 2000 July 8, 2007
1st Half	56	vs. San Antonio	July 1, 2003
2nd Half	72	vs. Phoenix	July 8, 2007
1st Quarter	33	at Washington	July 18, 2008
2nd Quarter	31	at Minnesota vs. Chicago	July 7, 2006 August 10, 2006
3rd Quarter	40	vs. Phoenix	July 8, 2007
4th Quarter	32	vs. Phoenix	July 8, 2007
Overtime	18	at Connecticut	June 22, 2003

## SHOCK LOWEST SCORES

Game	40	at Houston	July 6, 2002
1st Half	8	at Houston	July 6, 2002
2nd Half	15	at Phoenix	August 16, 2005
1st Quarter	10	vs. Chicago	July 26, 2007
2nd Quarter	5	vs. Charlotte	June 25, 2006
3rd Quarter	9	at Indiana at Houston	June 29, 2006 July 24, 2008
4th Quarter	6	vs. Connecticut	June 26, 2008
Overtime	1	at Utah (2nd OT)	July 6, 1999
Home High Game	111	vs. Indiana vs. Phoenix	June 18, 2000 July 8, 2007
Home Low Game	50	vs. Charlotte vs. Cleveland	July 6, 2001 July 28, 2001
Road High Game	99	at Washington	July 18, 2008
Road Low Game	46	at Houston	July 27, 1999
Combined Scores	204	at Sacramento	July 1, 2000

## OPPONENT HIGHEST SCORES

Game	123	vs Phoenix	July 22, 2010
Half (1st)	67	vs Phoenix	July 22, 2010
Half (2nd)	58	vs. Sacramento at Sacramento	July 4, 1999 July 24, 2005
Quarter (1st)	35	vs Phoenix	May 25, 2010
Quarter (2nd)	36	vs Phoenix	July 22, 2010
Quarter (3rd)	32	vs Phoenix	July 22, 2010
Quarter (4th)	33	vs. New York	May 25, 2008

\* Statistics on this page are through 2010 season

## OPPONENT LOWEST POINTS

Game	40	vs. Indiana	August 25, 2005
Half (1st)	13	vs. Washington	July 21, 2007
Half (2nd)	16	vs. Connecticut	July 8, 2003
Quarter (1st)	6	at New York	August 6, 2006
		vs. Washington	July 21, 2007
		vs. New York	May 25, 2008
		at Chicago	August 4, 2006
Quarter (2nd)	5	vs. Chicago	August 10, 2006
Quarter (3rd)	8	at Chicago	August 4, 2006
Quarter (4th)	9	at Phoenix	June 22, 2007
Overtime	2	vs. Los Angeles (ot)	June 17, 2003

## POINTS MARGINS

Largest Margin of Victory	37	vs. Indiana (111-74)	June 18, 2000
		at Washington (93-56)	June 14, 2003
		at Washington (99-62)	July 18, 2008
Largest Margin of Defeat	46	at Seattle	August 7, 2010
Largest Lead at Halftime	30	at Chicago (49-19)	August 4, 2006
Largest Deficit at Halftime	33	at Seattle	August 7, 2010
		vs. Seattle	August 8, 2006
Largest Lead at Halftime blown to lose game	16	at Washington	June 29, 2007
Largest Deficit at Halftime overcome to win game	19	at Indiana (83-79)	June 9, 2004

## SINGLE SEASON CONSECUTIVES

Consecutive Games Played	115	Katie Smith	July 31, 2005-current
--------------------------	-----	-------------	-----------------------

## 30 POINTS OR MORE CLUB

PLAYER	OPPONENT/DATE	FG	FT	PTS
Deanna Nolan	vs. Minnesota, June 20, 2008 (OT)	15	10	44
Deanna Nolan	at Connecticut, July 24, 2007	16	2	36
Deanna Nolan	vs. New York, June 3, 2005 (OT)	9	13	34
Deanna Nolan	vs. New York, September 10, 2009	11	6	34
Deanna Nolan	at San Antonio, August 29, 2009	12	5	34
Katie Smith	vs. Seattle, June 4, 2008	10	10	33
Deanna Nolan	at Atlanta, May 23, 2008	13	4	33
Sandy Brondello	at Utah, July 6, 1999 (2OT)	13	1	33
Deanna Nolan	at Indiana, June 15, 2005 (OT)	11	9	32
Wendy Palmer	at Seattle, June 28, 2000	14	4	32
Katie Smith	vs. San Antonio, August 23, 2009	10	5	31
Katie Smith	at Sacramento, June 6, 2008	11	1	30

## 20 REBOUNDS OR MORE CLUB

PLAYER	OPPONENT/DATE	OFF	DEF	TOT
Cheryl Ford	at San Antonio, May 22, 2004	12	10	22
Cheryl Ford	at Connecticut, June 22, 2003	4	17	21
Cindy Brown	at Utah, August 10, 1998	3	18	21

## 10 ASSISTS OR MORE CLUB

PLAYER	OPPONENT/DATE	TOT
Deanna Nolan,	vs. Atlanta, June 29, 2008	11
Deanna Nolan	vs. Connecticut, May 21, 2005	11
Katie Smith	vs. Connecticut, June 15, 2007	10
Deanna Nolan	vs. San Antonio, May 24, 2005	10
Elaine Powell	vs. Connecticut, June 27, 2004	10



## SINGLE SEASON HIGHS

Most points	559	Deanna Nolan, 2009
Highest Scoring Average	16.9	Deanna Nolan, 2009
Field Goals	221	Deanna Nolan, 2007
Field Goals Attempted	525	Deanna Nolan, 2009
Field Goal Percentage	.537 (80/149)	Chante Black, 2010
Free Throws	173	Swin Cash, 2002
Free Throws Attempted	227	Swin Cash, 2002
Free Throws Percentage	.923 (96/104)	Sandy Brondello, 1998
3-Point Field Goals	76	Katie Smith, 2008
3-Point Field Goals Attempted	211	Katie Smith, 2008
3-Point Field Goal Percentage	.517 (30/58)	Jennifer Azzi, 1999
Most Rebounds	363	Cheryl Ford, 2006
Offensive Rebounds	130	Cheryl Ford, 2006
Defensive Rebounds	235	Cheryl Ford, 2003
Assists	150	Deanna Nolan, 2008
Personal Fouls	143	Cheryl Ford, 2005
Disqualifications	5	Plenette Pierson, 2007
Steals	79	Alexis Hornbuckle, 2008
Most Turnovers	108	Swin Cash, 2003
Blocked Shots	58	Ruth Riley, 2003

## SINGLE GAME OR PORTION MOST POINTS

Game	44	Deanna Nolan, vs. Minnesota (OT)	June 20, 2008
Half (1st)	21	Deanna Nolan, at Washington	July 18, 2008
Half (2nd)	24	Deanna Nolan, at Atlanta	May 23, 2008
Quarter (1st)	19	Deanna Nolan, at Washington	July 18, 2008
Quarter (2nd)	17	Katie Smith, at Chicago	August 31, 2008
Quarter (3rd)	17	Katie Smith, vs. Phoenix	July 8, 2007
Quarter (4th)	20	Deanna Nolan, vs. Minnesota	June 20, 2008

## MOST FIELD GOALS

Game	16	Deanna Nolan, at Connecticut	July 24, 2007
Half	9	Many times	
Quarter	8	Deanna Nolan, at Washington (1st)	July 18, 2008

## MOST FIELD GOALS ATTEMPTED

Game	28	Sandy Brondello, at Utah (20T)	July 6, 1999
Half	15	Astou Ndiaye-Diatta, vs. Utah (2nd)	August 7, 2001
Quarter	12	Katie Smith, vs. Houston (3rd)	May 17, 2008

## MOST FREE THROWS

Game	15	Swin Cash, vs. Miami (OT)	June 28, 2002
Half	11	Swin Cash, at Utah (2nd)	July 8, 2002
Quarter	8	Katie Smith, at Indiana (4th)	July 20, 2007

## MOST FREE THROWS ATTEMPTED

Game	21	Swin Cash, vs. Miami (OT)	June 28, 2002
Half	13	Swin Cash, at Utah (2nd)	July 8, 2002
Quarter	8	Many times	



### **MOST THREE-POINT FIELD GOALS**

Game	7	Many times	
Half	4	Sandy Brondello, at Utah (20T) (2nd)	July 6, 1999
		Katie Smith, vs. Washington (2nd)	July 11, 2008
Quarter	3	Many times	

### **MOST THREE-POINT FIELD GOALS ATTEMPTED**

Game	12	Many times	
Half	8	Katie Smith, at Sacramento (2nd)	June 6, 2008
Quarter	6	Katie Smith, vs. Houston (3rd)	May 17, 2008

### **MOST REBOUNDS**

Game	22	Cheryl Ford, at San Antonio	May 22, 2004
Half	12	Many times	
Quarter	7	Many times	

### **MOST OFFENSIVE REBOUNDS**

Game	12	Cheryl Ford, at San Antonio	May 22, 2004
------	----	-----------------------------	--------------

### **MOST DEFENSIVE REBOUNDS**

Game	18	Cindy Brown, at Utah	August 10, 1998
------	----	----------------------	-----------------

### **MOST ASSISTS**

Game	11	Deanna Nolan, vs. Connecticut	May 21, 2005
		Deanna Nolan, vs. Atlanta	June 29, 2008
Half	9	Deanna Nolan, vs. San Antonio (2nd)	May 24, 2005
Quarter	5	Many times	

### **MOST PERSONAL FOULS**

Game	6	Many times	
------	---	------------	--

### **MOST STEALS**

Game	7	Alexis Hornbuckle, vs. Houston	May 17, 2008
Half	5	Deanna Nolan, at Indiana (2nd)	June 9, 2004
		Swin Cash, vs. Houston (1st)	July 4, 2004
Quarter	4	Cheryl Ford, vs. Minnesota (3rd)	May 22, 2007

### **MOST TURNOVERS**

Game	9	Swin Cash, at New York	May 26, 2004
------	---	------------------------	--------------

### **MOST BLOCKED SHOTS**

Game	6	Plenette Pierson, at Los Angeles	June 11, 2008
		Chante Black, at Minnesota	May 23, 2010
Half	5	Plenette Pierson, at Los Angeles (2nd)	June 11, 2008
Quarter	3	Ruth Riley, vs. Chicago	August 10, 2006
		Plenette Pierson, at Los Angeles (3rd)	June 11, 2008

*\* Statistics for Single Game or Portion section on these pages are through 2010 season.*



## MOST POINTS

Team	17	vs. New York (10T)	July 18, 2007
Individual	12	Deanna Nolan, vs. New York (10T)	June 3, 2005

## FEWEST POINTS

Team	1	at Utah (20T)	July 6, 1999
Individual	0	Many times	

## MOST FIELD GOALS

Team	5	vs. Los Angeles (10T)	June 17, 2003
		vs. New York (10T)	September 14, 2004
		vs. New York (10T)	July 18, 2007
Individual	3	Swin Cash, at Minnesota (10T)	August 23, 2003
		Ruth Riley, at Connecticut (10T)	June 25, 2004

## FEWEST FIELD GOALS

Team	0	at Utah (20T)	July 6, 1999
Individual	0	Many times	

## MOST FIELD GOALS ATTEMPTED

Team	13	at Utah (20T)	July 6, 1999
Individual	6	Ruth Riley, at Connecticut (10T)	June 25, 2004

## FEWEST FIELD GOALS ATTEMPTED

Team	4	at Seattle (10T)	July 24, 2001
		at Charlotte (10T)	August 6, 2005
Individual	0	Many times	

## MOST FREE THROWS

Team	10	vs. Minnesota (10T)	June 20, 2008
Individual	7	Deanna Nolan, vs. New York (10T)	June 3, 2005

## FEWEST FREE THROWS

Team	0	Many times	
Individual	0	Many times	

## MOST FREE THROWS ATTEMPTED

Team	12	vs. Minnesota (10T)	June 20, 2008
Individual	8	Deanna Nolan, vs. New York (10T)	June 3, 2005

## FEWEST FREE THROWS ATTEMPTED

Team	0	Many times	
Individual	0	Many times	

## MOST THREE-POINT FIELD GOALS

Team	2	Many times	
Individual	2	Sandy Brondello, at Utah (10T)	July 6, 1999
		Deanna Nolan, vs. New York (10T)	August 10, 2003

## MOST THREE-POINT FIELD GOALS ATTEMPTED

Team	5	Many times	
Individual	4	Sandy Brondello, at Utah (10T)	July 6, 1999

## FEWEST THREE-POINT FIELD GOALS ATTEMPTED

Team	0	Many times	
Individual	0	Many times	

## MOST REBOUNDS

Team	7	at Connecticut (10T)	May 27, 2006
Individual	4	Cheryl Ford, vs. Los Angeles (10T)	June 17, 2003
		Cheryl Ford, at Connecticut (10T)	May 27, 2006

## FEWEST REBOUNDS

Team	0	at San Antonio (10T)	July 1, 2008
Individual	0	Many times	

## **MOST OFFENSIVE REBOUNDS**

Team	5	at Utah (20T)	July 6, 1999
Individual	3	Dominique Canty, at Charlotte (10T)	June 16, 2001

## **FEWEST OFFENSIVE REBOUNDS**

Team	0	Many times
Individual	0	Many times

## **MOST DEFENSIVE REBOUNDS**

Team	6	at Minnesota (10T)	August 23, 2003
Individual	4	Cheryl Ford, vs. Los Angeles (10T)	June 17, 2003

## **FEWEST DEFENSIVE REBOUNDS**

Team	0	vs. Los Angeles (10T)	June 26, 2001
		at San Antonio (10T)	June 1, 2008
Individual	0	Many times	

## **MOST ASSISTS**

Team	4	vs. Los Angeles (10T)	June 17, 2003
Individual	2	Many times	

## **FEWEST ASSISTS**

Team	0	Many times
Individual	0	Many times

## **MOST PERSONAL FOULS**

Team	8	at San Antonio (10T)	July 1, 2008
Individual	3	Edwina Brown, vs. Los Angeles (10T)	June 26, 2001
		Deanna Nolan, at San Antonio (10T)	July 1, 2008
		Deanna Nolan, vs. Minnesota (10T)	June 20, 2008

## **FEWEST PERSONAL FOULS**

Team	1	Many times
Individual	0	Many times

## **MOST STEALS**

Team	3	vs. New York (10T)	September 14, 2004
		at San Antonio (10T)	July 1, 2008
Individual	2	Alexis Hornbuckle, at San Antonio (10T)	July 1, 2008

## **FEWEST STEALS**

Team	0	Many times
Individual	0	Many times

## **MOST TURNOVERS**

Team	4	Many times	
Individual	2	Kelly Santos, at Charlotte (20T)	June 16, 2001
		Astou Ndiaye-Diatta, at Seattle (10T)	July 24, 2001
		Plenette Pierson, at Connecticut (10T)	May 27, 2006

## **FEWEST TURNOVERS**

Team	0	Many times
Individual	0	Many times

## **MOST BLOCKED SHOTS**

Team	2	vs. Minnesota (10T)	June 20, 2008
Individual	1	Many times	

## **FEWEST BLOCKED SHOTS**

Team	0	Many times
Individual	0	Many times

*\* Statistics on these pages are through 2010 season*



## SINGLE SEASON HIGHS

Most Points . . . . .	2540	2007
Highest Scoring Average. . . . .	75.8	2000
Most Rebounds. . . . .	1089	2007
Most Offensive Rebounds . . . . .	390	2003
Most Defensive Rebounds. . . . .	780	2007
Most Assists . . . . .	546	2007
Most Steals . . . . .	309	2003
Most Turnovers . . . . .	572	2008
Most Blocked Shots . . . . .	148	2000

## SINGLE SEASON HIGHS

### MOST FIELD GOALS

Game	46	vs Phoenix	July 22, 2010
Half	22	at Los Angeles (2nd)	August 16, 1998
Quarter	12	Many times	

### MOST FIELD GOALS ATTEMPTED

Game	87	at Utah (2OT)	July 6, 1999
Half	44	Many times	
Quarter	24	at Houston (2nd)	June 2, 2007

### HIGHEST FIELD GOAL PERCENTAGE

Game	.632	vs San Antonio	July 30, 2010
------	------	----------------	---------------

### MOST FREE THROWS

Game	35	at Orlando	August 18, 1999
Half	28	at Connecticut (2nd)	July 30, 2005
Quarter	14	at Indiana (3rd)	May 20, 2006

### MOST FREE THROWS ATTEMPTED

Game	47	at Orlando	August 18, 1999
Half	38	vs. Sacramento (2nd)	July 4, 1999
Quarter	16	at Indiana (3rd)	May 20, 2006
		at Connecticut (4th)	June 10, 2007

### HIGHEST FREE THROW PERCENTAGE

Game	1.000	Three times, last	
		at Houston (9/9)	July 24, 2008

### MOST THREE-POINT FIELD GOALS

Game	16	vs Phoenix	May 25, 2010
Half	9	vs. Seattle (1st)	August 8, 2006
Quarter	7	at Minnesota (1st)	August 16, 2007

### MOST 3-POINT FIELD GOALS ATTEMPTED

Game	36	vs. Phoenix	July 8, 2007
		vs. Phoenix	May 25, 2010
Half	18	vs. Phoenix (1st) (2nd)	July 8, 2007
Quarter	12	vs. Washington (4th)	May 30, 2007

### MOST REBOUNDS

Game	57	at Seattle	August 7, 2010
Half	26	Many times	
Quarter	16	at Atlanta (2nd)	May 23, 2008

Most Field Goals . . . . .	911	2003
Most Field Goals Attempted . . . . .	2286	2003
Field Goal Percentage. . . . .	.462	2001
Most Free Throws . . . . .	565	2005
Most Free Throws Attempted . . . . .	754	2005
Free Throw Percentage . . . . .	.772	2004
Most Three-Point Field Goals . . . . .	215	2008
Most 3-Pt Field Goals Attempted . . . . .	616	2008
Three-Point Field Goal Percentage. . . . .	.374	2001

## MOST OFFENSIVE REBOUNDS

Game	23	at Seattle	August 7, 2010
Half	12	vs. Chicago (2nd)	August 10, 2006
		at Atlanta (1st)	May 23, 2008
Quarter	9	at Atlanta (2nd)	May 23, 2008

## MOST DEFENSIVE REBOUNDS

Game	40	at Utah (2OT)	July 6, 1999
Half	20	at Washington (1st)	July 16, 1999
Quarter	12	at Minnesota (1st)	August 16, 2007

## MOST ASSISTS

Game	31	at Cleveland	June 16, 2000
Half	17	at Houston (2nd)	July 24, 2008
Quarter	10	Many times	

## MOST PERSONAL FOULS

Game	39	vs. Indiana	June 18, 2000
Half	22	vs. Washington (2nd)	May 30, 2007
Quarter	13	Many times	

## MOST STEALS

Game	22	vs San Antonio	June 11, 2010
Half	11	at Indiana (1st)	July 6, 2003
		vs. Houston (2nd)	July 15, 2004
Quarter	7	Many times	

## MOST TURNOVERS

Game	28	vs. Washington (2OT)	July 10, 1999
		vs. Indiana	June 18, 2000
Half	19	vs. Indiana (1st)	May 21, 2008
Quarter	10	Many times	

## MOST BLOCKED SHOTS

Game	12	at Los Angeles	September 9, 2004
Half	10	at Orlando	July 19, 2000
Quarter	6	at Connecticut (1st)	June 30, 2006



## SINGLE SEASON LOWS

Fewest Points . . . . .	2078	1998
Lowest Defensive Average. . . . .	67.3	2005
Fewest Rebounds . . . . .	949	1998
Fewest Offensive Rebounds. . . . .	273	2005
Fewest Defensive Rebounds . . . . .	640	2000
Fewest Assists. . . . .	438	2001
Fewest Steals . . . . .	249	1998
Fewest Turnovers . . . . .	443	2002
Fewest Blocked Shots. . . . .	108	2006

## SINGLE SEASON LOWS

### FEWEST FIELD GOALS

Game	15	Three times, last at Chicago	August 4, 2006
Half	5	vs. Washington (1st)	August 21, 2005
Quarter	1	Many times	

### FEWEST FIELD GOALS ATTEMPTED

Game	43	at Charlotte	August 23, 2005
		vs. Indiana	August 25, 2005
Half	19	Many times	
Quarter	8	vs. Indiana (1st)	May 21, 2008
		at Chicago (2nd)	August 31, 2008

### LOWEST FIELD GOAL PERCENTAGE

Game	.246	vs. Charlotte (16/65)	June 29, 1998
------	------	-----------------------	---------------

### FEWEST FREE THROWS

Game	0	vs. Washington	August 25, 2003
Half	0	Many times	
Quarter	0	Many times	

### FEWEST FREE THROWS ATTEMPTED

Game	1	vs. Washington	August 25, 2003
Half	0	Many times	
Quarter	0	Many times	

### LOWEST FREE THROW PERCENTAGE

Game	.000	vs. Washington	August 25, 2003
------	------	----------------	-----------------

### FEWEST THREE-POINT FIELD GOALS

Game	0	Many times
Half	0	Many times
Quarter	0	Many times

### FEWEST 3-POINT FIELD GOALS ATTEMPTED

Game	1	Many times	
Half	0	vs. Miami (2nd)	July 13, 2001
		vs. Seattle (2nd)	June 8, 2005
Quarter	0	vs. Seattle (4th)	August 8, 2006
		at Chicago (4th)	August 31, 2008

### FEWEST REBOUNDS

Game	15	vs. Indiana	August 25, 2005
Half	5	vs. Phoenix (2nd)	July 21, 2005
Quarter	0	vs. Chicago (2nd)	August 10, 2006

Fewest Field Goals . . . . .	768	1998
Fewest Field Goals Attempted . . . . .	1837	2001
Field Goal Percentage. . . . .	.388	2006
Fewest Free Throws . . . . .	412	2003
Fewest Free Throws Attempted . . . . .	556	2003
Free Throw Percentage. . . . .	.713	1998
Fewest Three-Point Field Goals. . . . .	113	1998
Fewest 3-Pt Field Goals Attempted	338	1999
Three-Point Field Goal Percentage.	.298	2003

## FEWEST OFFENSIVE REBOUNDS

Game	1	vs. Indiana	June 23, 2001
		vs. New York	July 18, 2001
Half	0	at Phoenix (1st)	August 14, 1998
		vs. Orlando (1st)	June 17, 1999
Quarter	0	Many times	

## FEWEST DEFENSIVE REBOUNDS

Game	11	Many times	
Half	3	at Washington (2nd)	July 16, 1999
Quarter	0	vs. Chicago (2nd)	August 10, 2006

## FEWEST ASSISTS

Game	3	vs. Cleveland	July 28, 2001
Half	1	Many times	
Quarter	0	Many times	

## FEWEST STEALS

Game	1	Many times
Half	0	Many times
Quarter	0	Many times

## FEWEST BLOCKED SHOTS

Game	0	Many times
Half	0	Many times
Quarter	0	Many times



## SINGLE GAME OR PORTION

### MOST POINTS

Game	40	Katie Smith, vs. Minnesota	June 17, 2001
Half (1st)	21	Katie Smith, vs. Minnesota	June 17, 2001
Half (2nd)	24	Cappie Pondexter, at Phoenix	June 14, 2008
Quarter (1st)	14	Svetlana Abrosimova, at Minnesota	August 16, 2007
Quarter (2nd)	13	Cappie Pondexter, vs. Phoenix	July 6, 2006
Quarter (3rd)	15	DeLisha Milton Jones, at Washington	June 3, 2006
Quarter (4th)	17	Jia Perkins, vs. Chicago	July 16, 2008

### MOST FIELD GOALS

Game	13	Many times	
Half	9	Many times	
Quarter	6	DeLisha Milton-Jones, at Washington (2nd)	June 3, 2006
		Cappie Pondexter, vs. Phoenix (2nd)	July 6, 2006

### MOST FIELD GOALS ATTEMPTED

Game	24	Many times	
Half	15	Tari Phillips, at New York (2nd)	June 27, 2003
		Tangela Smith, at Sacramento (2nd)	August 15, 2003
Quarter	12	Tina Thompson, vs. Houston (3rd)	May 17, 2008

### MOST FREE THROWS

Game	15	Cappie Pondexter, at Phoenix	June 14, 2008
Half	11	Taj McWilliams-Franklin, at Connecticut (2nd)	July 15, 2005
		Cappie Pondexter, at Phoenix (2nd)	June 14, 2008
Quarter	7	Many times	

### MOST FREE THROWS ATTEMPTED

Game	17	Cappie Pondexter, at Phoenix	June 14, 2008
Half	12	Tamika Catchings, at Indiana (2nd)	July 15, 2005
		Taj McWilliams-Franklin, at Connecticut (2nd)	July 30, 2005
Quarter	9	Tamika Catchings, vs. Indiana (4th)	June 6, 2007

### MOST THREE-POINT FIELD GOALS

Game	6	Many times	
Half	6	Sue Bird, vs. Seattle (1st)	August 8, 2006
Quarter	3	Many times	

### MOST THREE-POINT FIELD GOALS ATTEMPTED

Game	12	Betty Lennox, vs. Atlanta	June 29, 2008
		Roneeka hodge, at Houston	July 24, 2008
Half	9	Sue Bird, vs. Seattle (1st)	August 8, 2006
Quarter	7	Jia Perkins, vs. Chicago (4th)	July 16, 2008

## **MOST REBOUNDS**

Game	18	Ericka DeSouza, at Atlanta	May 23, 2008
Half	11	Ericka DeSouza, at Atlanta (1st)	May 23, 2008
Quarter	11	Ericka DeSouza, at Atlanta (2nd)	May 23, 2008

## **MOST OFFENSIVE REBOUNDS**

Game	9	Ericka DeSouza, at Atlanta (1st)	May 23, 2008
------	---	----------------------------------	--------------

## **MOST DEFENSIVE REBOUNDS**

Game	13	Chamique Holdsclaw, vs. Washington (20T)	July 10, 1999
		Tamika Catchings, at Indiana	June 29, 2006

## **MOST ASSISTS**

Game	13	Lindsay Whalen, vs. Connecticut	June 27, 2004
Half	8	Lindsay Whalen, vs. Connecticut (2nd)	June 27, 2004
		Shannon Johnson, at Houston (2nd)	July 24, 2008
Quarter	6	Shannon Johnson, at Houston (3rd)	July 24, 2008

## **MOST STEALS**

Game	7	Yolanda Griffith, vs. Sacramento	June 3, 2000
		Alana Beard, at Washington	July 28, 2004
Half	6	Diana Taurasi, vs. Phoenix (1st)	July 8, 2007
Quarter	5	Diana Taurasi, vs. Phoenix (1st)	July 8, 2007

## **MOST TURNOVERS**

Game	7	Many times	
------	---	------------	--

## **MOST BLOCKED SHOTS**

Game	10	Lisa Leslie, at Los Angeles	September 9, 2004
------	----	-----------------------------	-------------------

*\* Statistics on these pages are through 2010*



## MOST POINTS

Team	15	vs. Los Angeles (10T)	June 26, 2001
Individual	10	Becky Hammon, at San Antonio (10T)	July 1, 2008

## FEWEST POINTS

Team	2	vs. Los Angeles (10T)	June 17, 2003
Individual	0	Many times	

## MOST FIELD GOALS

Team	5	at Charlotte (20T)	August 6, 2005
Individual	3	Sheri Sam, at Charlotte (20T)	August 6, 2005

## FEWEST FIELD GOALS

Team	0	vs. Los Angeles (10T)	June 17, 2003
Individual	0	Many times	

## MOST FIELD GOALS ATTEMPTED

Team	11	at Utah (10T)	July 6, 1999
Individual	6	Svetlana Abrosimova, at Minnesota (10T)	August 23, 2003

## FEWEST FIELD GOALS ATTEMPTED

Team	3	at San Antonio (10T)	July 1, 2008
Individual	0	Many times	

## MOST FREE THROWS

Team	8	vs. Los Angeles (10T)	June 26, 2001
		at San Antonio (10T)	July 1, 2008
Individual	6	Becky Hammon, at San Antonio (10T)	July 1, 2008

## FEWEST FREE THROWS

Team	0	Many times	
Individual	0	Many times	

## MOST FREE THROWS ATTEMPTED

Team	11	vs. Minnesota (10T)	June 20, 2008
Individual	6	Keisha Anderson, at Charlotte (10T)	June 16, 2001
		Becky Hammon, at San Antonio (10T)	July 1, 2008

## FEWEST FREE THROWS ATTEMPTED

Team	0	Many times	
Individual	0	Many times	

## MOST THREE-POINT FIELD GOALS

Team	2	vs. New York (10T)	June 3, 2005
Individual	1	Many times	

## FEWEST THREE-POINT FIELD GOALS

Team	0	Many times	
Individual	0	Many times	

## MOST THREE-POINT FIELD GOALS ATTEMPTED

Team	4	at Portland (10T)	July 22, 2001
		vs. New York (10T)	June 3, 2005
Individual	2	Many times	

## FEWEST THREE-POINT FIELD GOALS ATTEMPTED

Team	0	Many times	
Individual	0	Many times	

## MOST REBOUNDS

Team	8	at Utah (10T)	July 6, 1999
Individual	4	Margo Dydek, at Utah (20T)	July 6, 1999



### FEWEST REBOUNDS

Team	0	vs. Minnesota (10T)	August 11, 2005
Individual	0	Many times	

### MOST OFFENSIVE REBOUNDS

Team	4	at Utah (10T)	July 6, 1999
Individual	2	Janel McCarville, vs. New York (10T)	July 6, 2007
		Shameka Christon, vs. New York (10T)	July 18, 2007

### FEWEST OFFENSIVE REBOUNDS

Team	0	Many times
Individual	0	Many times

### MOST DEFENSIVE REBOUNDS

Team	6	at Utah (20T)	July 6, 1999
Individual	4	Margo Dydek, at Utah (20T)	July 6, 1999

### FEWEST DEFENSIVE REBOUNDS

Team	0	vs. Minnesota (10T)	August 11, 2005
Individual	0	Many times	

### MOST ASSISTS

Team	4	vs. New York (10T)	July 6, 2007
Individual	2	Many times	

### FEWEST ASSISTS

Team	0	Many times
Individual	0	Many times

### MOST PERSONAL FOULS

Team	8	vs. New York (10T)	July 18, 2007
		vs. Minnesota (10T)	June 20, 2008
Individual	3	Shameka Christon, vs. New York (10T)	June 3, 2005

### FEWEST PERSONAL FOULS

Team	0	at Seattle (10T)	July 24, 2001
		at Connecticut (10T)	June 25, 2004
Individual	0	Many times	

### MOST STEALS

Team	3	at Charlotte (20T)	June 16, 2001
Individual	2	Nykesha Sales, at Connecticut (10T)	June 25, 2004

### FEWEST STEALS

Team	0	Many times
Individual	0	Many times

### MOST TURNOVERS

Team	4	vs. New York (10T)	September 14, 2004
Individual	2	Elena Baranova, vs. New York (10T)	September 14, 2004
		Nykesha Sales, at Connecticut (10T)	June 25, 2004

### FEWEST TURNOVERS

Team	0	Many times
Individual	0	Many times

### MOST BLOCKED SHOTS

Team	2	at Utah (20T)	July 6, 1999
		vs. New York (10T)	August 10, 2003
Individual	1	Many times	

### FEWEST BLOCKED SHOTS

Team	0	Many times
------	---	------------

*\* Statistics on these pages are through 2010*



## GAMES STARTED

2010	Robinson	33
2009	McWilliams	34
2008	Nolan, Smith	34
2007	Nolan, Smith	34
2006	Cash, Nolan, Riley, Smith	34
2005	Nolan, Ford, Riley	33
2004	Nolan, Riley	34
2003	Riley	34
2002	Cash, Nolan, Ndiaye-Diatta	32
2001	Tornikidou	32
2000	Ndiaye-Diatta, Tornikidou	32
1999	Brondello	32
1998	Brown, Brcaninovic	30

## GAMES PLAYED

2010	Robinson, Black	34
2009	McWilliams	34
2008	Nolan, Smith, Hornbuckle	34
2007	Feenstra, Nolan, Smith	34
2006	Braxton, Cash, Holland-Corn, Nolan, Pierson, Riley, Smith	34
2005	Farris	34
2004	Nolan, Riley	34
2003	Farris, Holland-Corn, Lambert, Riley	34
2002	Cash, Ndiaye-Diatta, Nolan, Walker, Farris	32
2001	Brown, Ndiaye-Diatta, Canty, Tornikidou	32
2000	Brown, Ndiaye-Diatta, Palmer, Tornikidou	32
1999	Brondello, Boyd	32
1998	Brondello, Brcaninovic, Brown, Boyd, Sporn	30

## TOTAL POINTS

2010	Robinson	405
2009	Nolan	559
2008	Nolan	538
2007	Nolan	553
2006	Nolan	468
2005	Nolan	524
2004	Cash	526
2003	Cash	548
2002	Cash	474
2001	Ndiaye-Diatta	376
2000	Palmer	441
1999	Brondello	424
1998	Brondello	426

## SCORING AVERAGE

2010	Latta	12.4
2009	Nolan	16.9
2008	Nolan	15.8
2007	Nolan	16.3
2006	Ford	13.8
2005	Nolan	15.9
2004	Cash	16.4
2003	Cash	16.6
2002	Cash	14.8
2001	Ndiaye-Diatta	11.8
2000	Palmer	13.8
1999	Brondello	13.3
1998	Brondello	14.2

## MINUTES PLAYED

2010	Robinson	836
2009	Nolan	1,113
2008	Smith	1,152
2007	Smith	1,175
2006	Smith	1,140
2005	Nolan	1,213
2004	Nolan	1,138
2003	Cash	1,097
2002	Cash	1,079
2001	Ndiaye-Diatta	913
2000	Palmer	914
1999	Brondello	1,002
1998	Brondello	993

## FIELD GOALS MADE

2010	Robinson	145
2009	Nolan	214
2008	Nolan	216
2007	Nolan	221
2006	Nolan	172
2005	Nolan	184
2004	Cash	180
2003	Cash	195
2002	Cash	144

2001	Ndiaye-Diatta	156
2000	Palmer	167
1999	Brondello	152
1998	Brondello	157

## FIELD GOALS ATTEMPTED

2010	Robinson	361
2009	Nolan	525
2008	Nolan	465
2007	Nolan	480
2006	Nolan	425
2005	Nolan	462
2004	Cash	384
2003	Cash	430
2002	Cash	353
2001	Ndiaye-Diatta	341
2000	Palmer	373
1999	Brondello	347
1998	Brondello	367

## FIELD GOAL PERCENTAGE (MIN. 100 ATT)

2010	Black	53.7
2009	Braxton	52.7
2008	Humphrey	50.0
2007	Feenstra	52.7
2006	Ford	49.8
2005	Braxton	46.2
2004	Cash	46.9
2003	Riley	49.8
2002	Ndiaye-Diatta	46.7
2001	Ndiaye-Diatta	45.1
2000	Ndiaye-Diatta	47.4
1999	Azzi	51.4
1998	Mujanovic	52.0

## Free Throws Made

2010	Robinson	92
2009	Zellous	155
2008	Smith	110
2007	Smith	133
2006	Ford	129
2005	Nolan	128
2004	Cash	158
2003	Cash	146
2002	Cash	173
2001	Tornikidou	63
2000	Palmer	95
1999	Canty	94
1998	Brondello	96

## Free Throws Attempted

2010	Robinson	130
2009	Zellous	181
2008	Smith	124
2007	Smith	157
2006	Ford	199
2005	Nolan	160
2004	Cash	219
2003	Cash	214
2002	Cash	227
2001	Ndiaye-Diatta	76
2000	Palmer	135
1999	Canty	136
1998	Brown	114

## FREE THROW PERCENTAGE (MIN 60 ATT)

2010	Holt	80.2
2009	Smith	91.8
2008	Smith	88.7
2007	Smith	84.7
2006	Smith	91.2
2005	Nolan, Riley, Lambert	80.0
2004	Riley	81.6
2003	Nolan	79.2
2002	Cash	76.2
2001	Tornikidou	88.7
2000	Tornikidou	91.4
1999	Brondello	84.7
1998	Brondello	92.3

### THREE-POINTERS MADE

2010	Crossley	57
2009	Smith	57
2008	Smith	76
2007	Smith	61
2006	Smith	59
2005	Nolan	28
2004	Nolan	33
2003	Holland-Corn	50
2002	Nolan	42
2001	Cross, Kingi	33
2000	Neves	28
1999	Brondello	37
1998	Hlede	29

### THREE-POINTERS ATTEMPTED

2010	Crossley	135
2009	Smith	132
2008	Smith	211
2007	Smith	196
2006	Smith	161
2005	Nolan	90
2004	Nolan	114
2003	Holland-Corn	124
2002	Nolan	114
2001	Cross, Kingi	88
2000	Neves	92
1999	Brondello	76
1998	Hlede	74

### THREE-POINT PERCENTAGE (MIN 40 ATT)

2010	Crossley	42.2
2009	Smith	43.2
2008	Nolan	37.4
2007	Latta	44.9
2006	Smith	36.6
2005	Jones	48.6
2004	Nolan	28.9
2003	Nolan	41.2
2002	Nolan	36.8
2001	Tornikidou	44.9
2000	DeForge	32.1
1999	Azzi	51.7
1998	Hlede	39.2

### REBOUNDS

2010	Black	222
2009	McWilliams	225
2008	Ford	208
2007	Pierson	197
2006	Ford	363
2005	Ford	322
2004	Ford	297
2003	Ford	334
2002	Cash	222
2001	Ndiaye-Diatta	171
2000	Palmer	219
1999	Whiting-Raymond	207
1998	Brown	301

### ASSISTS

2010	Latta	71
2009	Nolan	116
2008	Nolan	150
2007	Nolan	132
2006	Nolan	124
2005	Nolan	121
2004	Cash	135
2003	Powell	129
2002	Cash	86
2001	Brown	87
2000	Canty, Tornikidou	82
1999	Azzi	106

1998	Brondello	98
------	-----------	----

### PERSONAL FOULS

2010	Robinson	93
2009	Zellous	111
2008	Pierson	99
2007	Pierson	110
2006	Ford	114
2005	Ford	143
2004	Riley	121
2003	Riley	128
2002	Cash	85
2001	Brown	83
2000	Palmer	112
1999	Azzi	103
1998	Brown	105

### STEALS

2010	Robinson	53
2009	Nolan	44
2008	Hornbuckle	79
2007	Nolan	49
2006	Nolan	49
2005	Nolan	55
2004	Nolan	66
2003	Powell	45
2002	Cash	37
2001	Brown	33
2000	Canty	49
1999	Whiting-Raymond	40
1998	Brown	51

### TURNOVERS

2010	Robinson	83
2009	Zellous	77
2008	Smith	80
2007	Nolan	82
2006	Cash	88
2005	Nolan	100
2004	Nolan	90
2003	Cash	108
2002	Cash	100
2001	Ndiaye-Diatta	73
2000	Tornikidou, Brown	68
1999	Brondello	75
1998	Hlede	88

### BLOCKED SHOTS

2010	Black	54
2009	Braxton	18
2008	Pierson	34
2007	Feenstra	25
2006	Riley	49
2005	Ford, Riley	46
2004	Riley	53
2003	Riley	58
2002	Walker	34
2001	Ndiaye-Diatta	28
2000	Ndiaye-Diatta	22
1999	Whiting-Raymond	31
1998	Mujanovic	26



	2010	2009	2008	2007	2006	2005	2004	2003	2002	2001	2000	1999	1998
<b>RECORD</b>	6-28	18-16	22-12	24-10	23-11	16-18	17-17	25-9	9-23	10-22	14-18	15-17	17-13
<b>HOME RECORD</b>	4-13	11-6	14-3	12-5	14-3	12-5	8-9	13-4	7-9	6-10	8-8	7-9	12-4
<b>ROAD RECORD</b>	2-15	7-10	8-9	12-5	9-8	4-13	9-8	12-5	2-14	4-12	6-10	8-8	5-9
<b>VS. EAST</b>	2-10	12-12	16-4	14-6	14-6	11-9	11-9	18-6	6-15	7-14	10-11	12-8	9-3
<b>VS. WEST</b>	4-18	6-4	6-8	10-4	9-5	5-9	6-8	7-3	3-8	3-8	4-7	3-9	8-10
<b>OVERTIME</b>	0-1	3-4	1-2	1-1	1-0	2-2	1-1	4-0	0-2	3-2	0-1	0-2	0-0

<b>Average Points For/Against</b>	78.0/89.8	78.0/77.8	78.6/74.2	79.3/74.7	74.3 / 70.1	66.1 / 67.3	69.6 / 70.0	75.1 / 70.4	66.1 / 70.8	65.7 / 70.9	72.8 / 75.8	70.0 / 72.0	69.6 / 69.3
<b>Average Rebounds For/Against</b>	31.6/37.5	36.1/32.4	36.7/31.9	38.6/32.0	37.8 / 31.9	35.7 / 29.9	34.4 / 31.0	36.2 / 31.3	33.7 / 30.7	29.5 / 30.7	30.8 / 30.3	31.1 / 33.2	35.9 / 31.6
<b>Average Assists For/Against</b>	16.7/21.2	16.9/15.4	17.8/15.3	16.6/16.1	16.8 / 13.9	14.0 / 13.9	16.6 / 15.1	16.0 / 14.8	14.9 / 14.5	14.7 / 13.7	15.7 / 16.0	14.5 / 16.1	14.4 / 14.8
<b>Average Steals For/Against</b>	9.8/10.0	7.7/8.2	8.18/6.74	6.68/8.12	6.26 / 8.09	7.12 / 8.00	8.15 / 8.50	7.74 / 9.09	6.28 / 8.66	7.03 / 8.19	8.13 / 8.88	7.4 / 8.2	6.6 / 8.3
<b>Average Turnovers For/Against</b>	18.1/17.7	16.1/15.6	14.6/16.8	16.59/15/56	15.8 / 14.9	16.8 / 15.3	15.1 / 14.6	17.9 / 14.6	16.9 / 13.8	15.6 / 15.1	16.6 / 17.0	15.1 / 16.6	16.3 / 14.9
<b>Average Blocks For/Against</b>	4.2/4.3	2.9/3.2	3.47/3.50	3.44/3.44	4.03 / 3.15	4.56 / 4.00	4.35 / 3.85	4.65 / 3.79	4.13 / 4.34	2.56 / 3.41	2.75 / 4.63	3.0 / 4.2	2.7 / 3.8

<b>FG Percentage For/Against</b>	.424 / .470	.430 / .410	.424 / .405	.430 / .396	.414 / .388	.403 / .403	.417 / .410	.450 / .399	.399 / .417	.404 / .462	.438 / .460	.401 / .437	.411 / .411
<b>FT Percentage For/Against</b>	.711 / .789	.748 / .777	.747 / .761	.758 / .762	.741 / .754	.658 / .749	.702 / .772	.707 / .741	.725 / .767	.760 / .765	.742 / .736	.702 / .719	.702 / .713
<b>3-Pt. FG Percentage For/Against</b>	.357 / .392	.351 / .340	.353 / .349	.357 / .333	.329 / .312	.321 / .340	.297 / .358	.387 / .298	.302 / .327	.353 / .374	.278 / .366	.360 / .337	.323 / .301

<b>Starter Scoring</b>	N/A	N/A	51.1	69.8	55.9	45.5	56.0	56.8	48.8	44.1	49.3	47.1	55.7
<b>Bench Scoring</b>	N/A	N/A	27.5	30.3	18.4	20.6	13.6	18.3	17.2	21.6	23.6	22.9	13.9

<b>Games Decided by 3 Points or Less</b>	0-1	3-4	2-3	3-1	1-1	3-4	1-5	6-2	3-3	4-4	4-2	3-1	3-4
<b>Games Decided by 10 Points or More</b>	1-22	12-7	14-6	8-4	13-6	5-6	7-7	12-5	4-12	4-8	5-12	4-11	9-6





**SHOCK OPPONENTS**

**TEAMS' STATISTICS**

TEAM	G	- FIELD GOALS -			- 3PT FG'S -			- FREE THROWS -			- REBOUNDS -			- MISCELLANEOUS -					- SCORING -		
		MADE	ATT.	PCT.	MADE	ATT.	PCT.	MADE	ATT.	PCT.	OFF.	DEF.	TOT.	AST	PF	DQ	STL	TO	BLK	PTS	AVG.
Phoe.	34	1151	2432	.473	252	701	.359	638	752	.848	295	920	1215	686	679	8	237	519	148	3192	93.9
Atl.	34	1087	2449	.444	131	453	.289	598	843	.709	436	883	1319	666	709	4	304	569	141	2903	85.4
Sea.	34	992	2228	.445	246	667	.369	551	695	.793	394	840	1234	636	704	4	281	524	128	2781	81.8
Conn.	34	1008	2358	.427	213	640	.333	525	655	.802	357	883	1240	604	606	4	241	499	130	2754	81.0
N.Y.	34	1001	2212	.453	233	570	.409	458	560	.818	295	767	1062	631	645	1	278	494	100	2693	79.2
Minn.	34	944	2375	.397	169	526	.321	618	818	.756	394	803	1197	507	682	7	304	493	112	2675	78.7
Ind.	34	941	2147	.438	216	591	.365	563	720	.782	327	779	1106	567	705	4	331	551	171	2661	78.3
Tulsa	34	984	2323	.424	198	554	.357	486	684	.711	344	731	1075	567	671	5	332	616	144	2652	78.0
L.A.	34	972	2205	.441	201	597	.337	503	612	.822	260	788	1048	626	571	4	244	496	123	2648	77.9
Wash.	34	946	2098	.451	160	454	.352	563	726	.775	341	821	1162	473	682	5	277	589	79	2615	76.9
S.A.	34	972	2110	.461	195	587	.332	472	619	.763	266	757	1023	599	574	0	255	522	84	2611	76.8
Chi.	34	942	2158	.437	174	510	.341	528	709	.745	310	767	1077	581	599	1	284	497	160	2586	76.1

**OPPONENTS STATISTICS**

	- FIELD GOALS -			- 3PT FG'S -			- FREE THROWS -			- REBOUNDS -			- MISCELLANEOUS -					- SCORING -			
TEAM	MADE	ATT.	PCT.	MADE	ATT.	PCT.	MADE	ATT.	PCT.	OFF.	DEF.	TOT.	AST	PF	DQ	STL	TO	BLK	PTS	AVG.	DIFF.
Wash.	896	2101	.426	159	486	.327	540	697	.775	285	676	961	543	689	7	285	527	135	2491	73.3	+3.6
Sea.	888	2152	.413	186	556	.335	550	702	.783	308	705	1013	484	624	6	241	515	121	2512	73.9	+7.9
Ind.	885	2128	.416	181	547	.331	567	716	.792	339	783	1122	497	687	3	282	603	120	2518	74.1	+4.2
N.Y.	929	2133	.436	176	483	.364	549	696	.789	309	778	1087	486	552	1	246	530	130	2583	76.0	+3.2
Chi.	978	2202	.444	207	549	.377	448	598	.749	342	793	1135	622	640	2	257	535	120	2611	76.8	-0.7
Conn.	1017	2350	.433	193	587	.329	488	633	.771	344	866	1210	625	667	5	279	497	105	2715	79.9	+1.1
S.A.	1027	2197	.467	174	516	.337	494	636	.777	330	796	1126	604	616	2	283	489	108	2722	80.1	-3.3
L.A.	1025	2322	.441	217	621	.349	494	627	.788	357	842	1199	594	622	5	275	484	97	2761	81.2	-3.3
Minn.	998	2236	.446	217	638	.340	578	737	.784	297	891	1188	607	681	5	254	564	178	2791	82.1	-3.4
Atl.	1019	2345	.435	163	509	.320	625	823	.759	328	833	1161	630	720	3	323	578	146	2826	83.1	+2.3
Tulsa	1092	2324	.470	270	688	.392	599	759	.789	383	893	1276	722	656	5	340	602	145	3053	89.8	-11.8
Phoe.	1186	2605	.455	245	670	.366	571	769	.743	397	883	1280	729	673	3	303	445	115	3188	93.8	+0.1

**TEAMS' STATISTICS**

TEAM	- FIELD GOALS -			- 3PT FG'S -			- FREE THROWS -			- REBOUNDS -			- MISCELLANEOUS -						
	G	MADE	ATT. PCT.	MADE	ATT. PCT.		MADE	ATT. PCT.		OFF. DEF. TOT.	AST	PF	DQ	STL	TO	BLK	PTS		
Atl.	34	31.97	72.03 .444	3.85	13.32 .289		17.59	24.79 .709		12.82 25.97 38.79	19.59	20.85	0.12	8.94	16.74	4.15	85.4		
Chi.	34	27.71	63.47 .437	5.12	15.00 .341		15.53	20.85 .745		9.12 22.56 31.68	17.09	17.62	0.03	8.35	14.62	4.71	76.1		
Conn.	34	29.65	69.35 .427	6.26	18.82 .333		15.44	19.26 .802		10.50 25.97 36.47	17.76	17.82	0.12	7.09	14.68	3.82	81.0		
Ind.	34	27.68	63.15 .438	6.35	17.38 .365		16.56	21.18 .782		9.62 22.91 32.53	16.68	20.74	0.12	9.74	16.21	5.03	78.3		
L.A.	34	28.59	64.85 .441	5.91	17.56 .337		14.79	18.00 .822		7.65 23.18 30.82	18.41	16.79	0.12	7.18	14.59	3.62	77.9		
Minn.	34	27.76	69.85 .397	4.97	15.47 .321		18.18	24.06 .756		11.59 23.62 35.21	14.91	20.06	0.21	8.94	14.50	3.29	78.7		
N.Y.	34	29.44	65.06 .453	6.85	16.76 .409		13.47	16.47 .818		8.68 22.56 31.24	18.56	18.97	0.03	8.18	14.53	2.94	79.2		
Phoe.	34	33.85	71.53 .473	7.41	20.62 .359		18.76	22.12 .848		8.68 27.06 35.74	20.18	19.97	0.24	6.97	15.26	4.35	93.9		
S.A.	34	28.59	62.06 .461	5.74	17.26 .332		13.88	18.21 .763		7.82 22.26 30.09	17.62	16.88	0.00	7.50	15.35	2.47	76.8		
Sea.	34	29.18	65.53 .445	7.24	19.62 .369		16.21	20.44 .793		11.59 24.71 36.29	18.71	20.71	0.12	8.26	15.41	3.76	81.8		
Tulsa	34	28.94	68.32 .424	5.82	16.29 .357		14.29	20.12 .711		10.12 21.50 31.62	16.68	19.74	0.15	9.76	18.12	4.24	78.0		
Wash.	34	27.82	61.71 .451	4.71	13.35 .352		16.56	21.35 .775		10.03 24.15 34.18	13.91	20.06	0.15	8.15	17.32	2.32	76.9		

## OPPONENT STATISTICS

TEAM	- FIELD GOALS -			- 3PT FG'S -			- FREE THROWS -			- REBOUNDS -			- MISCELLANEOUS -							
	G	MADE	ATT.	PCT.	MADE	ATT.	PCT.	MADE	ATT.	PCT.	OFF.	DEF.	TOT.	AST	PF	DQ	STL	TO	BLK	PTS
Atl.	34	29.97	68.97	.435	4.79	14.97	.320	18.38	24.21	.759	9.65	24.50	34.15	18.53	21.18	0.09	9.50	17.00	4.29	83.1
Chi.	34	28.76	64.76	.444	6.09	16.15	.377	13.18	17.59	.749	10.06	23.32	33.38	18.29	18.82	0.06	7.56	15.74	3.53	76.8
Conn.	34	29.91	69.12	.433	5.68	17.26	.329	14.35	18.62	.771	10.12	25.47	35.59	18.38	19.62	0.15	8.21	14.62	3.09	79.9
Ind.	34	26.03	62.59	.416	5.32	16.09	.331	16.68	21.06	.792	9.97	23.03	33.00	14.62	20.21	0.09	8.29	17.74	3.53	74.1
L.A.	34	30.15	68.29	.441	6.38	18.26	.349	14.53	18.44	.788	10.50	24.76	35.26	17.47	18.29	0.15	8.09	14.24	2.85	81.2
Minn.	34	29.35	65.76	.446	6.38	18.76	.340	17.00	21.68	.784	8.74	26.21	34.94	17.85	20.03	0.15	7.47	16.59	5.24	82.1
N.Y.	34	27.32	62.74	.436	5.18	14.21	.364	16.15	20.47	.789	9.09	22.88	31.97	14.29	16.24	0.03	7.24	15.59	3.82	76.0
Phoe.	34	34.88	76.62	.455	7.21	19.71	.366	16.79	22.62	.743	11.68	25.97	37.65	21.44	19.79	0.09	8.91	13.09	3.38	93.8
S.A.	34	30.21	64.62	.467	5.12	15.18	.337	14.53	18.71	.777	9.71	23.41	33.12	17.76	18.12	0.06	8.32	14.38	3.18	80.1
Sea.	34	26.12	63.29	.413	5.47	16.35	.335	16.18	20.65	.783	9.06	20.74	29.79	14.24	18.35	0.18	7.09	15.15	3.56	73.9
Tulsa	34	32.12	68.35	.470	7.94	20.24	.392	17.62	22.32	.789	11.26	26.26	37.53	21.24	19.29	0.15	10.00	17.71	4.26	89.8
Wash.	34	26.35	61.79	.426	4.68	14.29	.327	15.88	20.50	.775	8.38	19.88	28.26	15.97	20.26	0.21	8.38	15.50	3.97	73.3
ONE	TEAM	29.26	66.41	.441	5.85	16.79	.349	15.94	20.57	.775	9.85	23.87	33.72	17.51	19.18	0.12	8.25	15.61	3.73	80.3
BOTH	TEAMS	58.53	132.82	.441	11.71	33.58	.349	31.88	41.14	.775	19.70	47.74	67.44	35.01	38.37	0.23	16.51	31.22	7.45	160.6

## TEAMS' STATISTICS, RANK WITHIN LEAGUE

----	ATL	CHI	CT	IND	LA	MIN	NY	PHO	SA	SEA	TUL	WAS
Points/game	2	12	4	7	9	6	5	1	11	3	8	10
FG pct.	6	9	10	8	7	12	3	1	2	5	11	4
FT pct.	12	10	4	6	2	9	3	1	8	5	11	7
3-pt FG pct.	12	7	9	3	8	11	1	4	10	2	5	6
Off. Reb./gm	1	8	4	7	12	2t	9t	9t	11	2t	5	6
Def. Reb./gm	2t	9t	2t	8	7	6	9t	1	11	4	12	5
Rebounds/game	1	8	2	7	11	5	10	4	12	3	9	6
Assists/game	2	8	6	9t	5	11	4	1	7	3	9t	12
Steals/game	3t	5	11	2	10	3t	7	12	9	6	1	8
Turnovers/gm	10	4	5	9	3	1	2	6	7	8	12	11
Blocks/gm	5	2	6	1	8	9	10	3	11	7	4	12
Pers.Fouls/gm	12	3	4	11	1	8t	5	7	2	10	6	8t
DQ/game	4t	2t	4t	4t	4t	11	2t	12	1	4t	9t	9t

## OPPONENTS' STATISTICS, RANK WITHIN LEAGUE

----	ATL	CHI	CT	IND	LA	MIN	NY	PHO	SA	SEA	TUL	WAS
Points/game	10	5	6	3	8	9	4	12	7	2	11	1
FG pct.	5	8	4	2	7	9	6	10	11	1	12	3
FT pct.	3	2	4	12	9	8	10	1	6	7	11	5
3-pt FG pct.	1	11	3	4	8	7	9	10	6	5	12	2
Off. Reb./gm	5	8	9	7	10	2	4	12	6	3	11	1
Def. Reb./gm	7	5	9	4	8	11	3	10	6	2	12	1
Rebounds/game	7	6	10	4	9	8	3	12	5	2	11	1
Assists/game	10	8	9	3	5	7	2	12	6	1	11	4
Steals/game	11	4	6	7	5	3	2	10	8	1	12	9
Turnovers/gm	3	5	9	1	11	4	6	12	10	8	2	7
Blocks/gm	11	5t	2	5t	1	12	8	4	3	7	10	9
Pers.Fouls/gm	1	8	6	3	10	4	12	5	11	9	7	2
DQ/game	7t	10t	3t	7t	3t	3t	12	7t	10t	2	3t	1



### COMBINATION TEAM/OPPONENT STATISTICS, RANK WITHIN LEAGUE

	ATL	CHI	CT	IND	LA	MIN	NY	PHO	SA	SEA	TUL	WAS
Pts/game/diff.	5	8	6	2	10	11	4	7	9	1	12	3
Off. Reb. Pct.	2	7	6	5	12	4	9	11	10	1	8	3
Def. Reb. Pct.	4	10	5	8	11	3	6	7	9	2	12	1
Total Reb. Pct.	3	8	5	6	12	4	7	9	10	1	11	2

### MISCELLANEOUS STATISTICS

TEAM	POINTS PER GAME		FIELD GOAL PERCENTAGE		TURNOVERS PER GAME		REBOUND PERCENTAGES			BELOW 70 PTS		OVERTIME GAMES		DECIDED 3 PTS. OR LESS		DECIDED 10 PTS. OR MORE	
	OWN	OPP	OWN	OPP	OWN	OPP	OFF	DEF	TOT	OWN	OPP	W	L	W	L	W	L
Atlanta	84.1	82.3	.449	.421	17.4	17.7	.330	.708	.519	4	4	2	2	2	4	6	4
Chicago	75.7	79.2	.435	.442	15.6	14.4	.278	.684	.481	11	4	1	0	5	0	5	11
Connecticut	78.0	78.1	.406	.426	13.3*	16.1	.275	.715	.495	7	12	2	4	2	4	8	10
Detroit	78.0	77.8	.430	.410	16.1	15.6	.323	.727	.525	10	9	3	4	3	3	6	8
Indiana	76.6	73.6	.402	.429	15.6	18.8*	.287	.710	.499	10	13	2	2	1	2	11	6
Los Angeles	74.5	73.5	.430	.399*	16.7	13.6	.333	.734*	.534*	11	16	2	1	4	1	9	9
Minnesota	80.3	83.1	.420	.461	15.1	16.0	.277	.706	.492	9	2	1	1	3	4	6	11
New York	73.9	74.6	.415	.420	16.0	16.1	.244	.707	.475	13	17	1	3	4	6	7	5
Phoenix	92.8*	89.1	.460*	.424	14.7	13.5	.247	.683	.465	0	0	4	0	1	2	14	6
Sacramento	76.8	79.1	.431	.448	17.2	16.9	.358*	.701	.529	10	10	1	1	1	4	7	13
San Antonio	76.9	78.3	.427	.439	15.0	14.8	.254	.678	.466	11	8	2	3	5	3	7	9
Seattle	74.8	72.8*	.430	.410	16.3	16.3	.298	.704	.501	13	15	3	3	4	2	11	5
Washington	76.0	77.1	.423	.433	17.9	16.9	.330	.714	.522	10	9	1	1	4	4	7	7
COMPOSITE; 221 games	78.3		.428		15.9		.295	.705		119	119	25		39		104	

\*: League Leader

#### REBOUND PERCENTAGES

OFF. - Percentage of a given team's missed shots which that team rebounds.

DEF. - Percentage of opponents' missed shots which a given team rebounds.

TOT. - Average of offensive and defensive rebound percentages.



## WNBA LEADERS

SCORING AVERAGE	G	FG	FT	PTS	AVG
Taurasi, Pho.	31	212	198	702	22.6
Pondexter, N.Y.	34	254	157	729	21.4
McCoughtry, Atl.	34	246	191	716	21.1
Jackson, Sea.	32	220	162	656	20.5
Catchings, Ind.	34	207	157	618	18.2
Fowles, Chi.	34	228	149	606	17.8
Castro Marques, Atl.	34	220	89	575	16.9
Augustus, Min.	25	176	34	422	16.9
Thompson, L.A.	33	198	95	548	16.6
Langhorne, Was.	34	221	112	555	16.3
Taylor, Pho.	32	173	117	509	15.9
Dupree, Pho.	34	231	73	535	15.7
Charles, Ct.	34	206	116	528	15.5
Milton-Jones, L.A.	34	193	110	522	15.4
Young, S.A.	34	216	79	521	15.3
Hammon, S.A.	32	159	97	484	15.1
Currie, Was.	34	146	150	479	14.1
Cash, Sea.	34	161	113	470	13.8
Douglas, Ind.	34	170	59	467	13.7
Holdslaw, Atl.-S.A.	29	162	58	393	13.6

### FIELD GOAL PCT.

FG	FGA	PCT
Dupree, Pho.	231	348 .664
Langhorne, Was.	221	375 .589
Fowles, Chi.	228	392 .582
Snow, S.A.	144	251 .574
de Souza, Atl.	190	333 .571
Braxton, Tul.-Pho.	146	283 .516
McWilliams-Frank, N.	140	274 .511
Taylor, Pho.	173	340 .509
Young, S.A.	216	431 .501
Little, Sea.	128	256 .500

### STEALS PER GAME

G	STL	AVG
Catchings, Ind.	34	77 2.26
Anosike, Min.	31	62 2.00
McCoughtry, Atl.	34	66 1.94
Lyttle, Atl.	32	55 1.72
Perkins, Chi.	34	56 1.65
Little, Sea.	34	55 1.62
Mitchell, N.Y.	34	55 1.62
Prince, Chi.	34	55 1.62
White, Ct.	34	54 1.59
Young, S.A.	34	54 1.59

### REBOUNDS PER GAME

G	OFF	DEF	TOT	AVG
Charles, Ct.	34	129	269	398 11.7
Brunson, Min.	30	120	190	310 10.3
Fowles, Chi.	34	74	264	338 9.9
Lyttle, Atl.	32	102	214	316 9.9
Langhorne, Was.	34	98	232	330 9.7
de Souza, Atl.	34	96	187	283 8.3
Jackson, Sea.	32	89	175	264 8.3
Dupree, Pho.	34	75	182	257 7.6
Catchings, Ind.	34	57	185	242 7.1
Anosike, Min.	31	82	130	212 6.8
Black, Tul.	34	85	137	222 6.5
Thompson, L.A.	33	63	143	206 6.2
Snow, S.A.	34	52	158	210 6.2
Bonner, Pho.	32	67	129	196 6.1
Cash, Sea.	34	65	138	203 6.0
McCarville, N.Y.	34	66	134	200 5.9
McWilliams-Frank, N.Y.	34	74	110	184 5.4
Holdslaw, Atl.-S.A.	29	51	104	155 5.3
Young, S.A.	34	44	134	178 5.2
T. Smith, Pho.	34	33	144	177 5.2

### 3-PT FIELD GOAL PCT.

3FG	3GA	PCT
Mitchell, N.Y.	72	148 .486
Catchings, Ind.	47	105 .448
Currie, Was.	37	83 .446
Taylor, Pho.	46	104 .442
Pondexter, N.Y.	64	149 .430
Crossley, Tul.	57	135 .422
Thorn, Chi.	42	100 .420
Cash, Sea.	35	86 .407
Quinn, L.A.	35	87 .402
Coleman, Was.	41	102 .402

### BLOCKS PER GAME

G	BLK	AVG
Fowles, Chi.	34	88 2.59
Charles, Ct.	34	57 1.68
Sutton-Brown, Ind.	34	55 1.62
Black, Tul.	34	54 1.59
Jackson, Sea.	32	38 1.19
de Souza, Atl.	34	40 1.18
Bonner, Pho.	32	37 1.16
Bales, Atl.	34	39 1.15
Anosike, Min.	31	32 1.03
Brunson, Min.	30	29 0.97

### ASSISTS PER GAME

G	AST	AVG
Penicheiro, L.A.	32	220 6.9
Bird, Sea.	33	190 5.8
Whalen, Min.	33	184 5.6
Hammon, S.A.	32	172 5.4
Taylor, Pho.	32	161 5.0
Pondexter, N.Y.	34	165 4.9
Lehning, Atl.	33	159 4.8
Taurasi, Pho.	31	146 4.7
Johnson, Pho.	34	160 4.7
Wright, Sea.	34	154 4.5
Montgomery, Ct.	34	138 4.1
Harding, Was.	34	137 4.0
Catchings, Ind.	34	135 4.0
Mitchell, N.Y.	34	130 3.8
Lawson, Ct.	34	118 3.5
Ganty, Chi.	34	115 3.4
Douglas, Ind.	34	111 3.3
January, Ind.	30	94 3.1
McCoughtry, Atl.	34	105 3.1
Lawson-Wade, S.A.	33	94 2.8

### FREE THROW PCT.

FT	FTA	PCT
Hammon, S.A.	97	101 .960
Dupree, Pho.	73	78 .936
Taurasi, Pho.	198	217 .912
Jackson, Sea.	162	178 .910
Whalen, Min.	133	148 .899
Taylor, Pho.	117	131 .893
Pondexter, N.Y.	157	176 .892
Currie, Was.	150	171 .877
Thompson, L.A.	95	109 .872
Milton-Jones, L.A.	110	127 .866

### MINUTES PER GAME

G	MIN	AVG
Pondexter, N.Y.	34	1167 34.3
Langhorne, Was.	34	1158 34.1
Whalen, Min.	33	1110 33.6
Hammon, S.A.	32	1075 33.6
Augustus, Min.	25	832 33.3
Harding, Was.	34	1130 33.2
Thompson, L.A.	33	1095 33.2
Quinn, L.A.	34	1104 32.5
Milton-Jones, L.A.	34	1096 32.2
Taurasi, Pho.	31	998 32.2

## ROOKIE LEADERS (SAME QUALIFIERS AS REGULAR LEADERS)

SCORING AVERAGE	G	FG	FT	PTS	AVG
Charles, Ct.	34	206	116	528	15.5
Wright, Min.	34	139	68	378	11.1
Prince, Chi.	34	117	76	334	9.8
N. Lacy, Tul.	16	38	22	101	6.3
Greene, N.Y.	33	64	15	150	4.5
Griffin, Ct.	34	48	41	150	4.4
Riley, L.A.	29	27	31	100	3.4
Appel, S.A.	28	38	19	96	3.4
Jones, Tul.	33	42	25	111	3.4
Lilley, Pho.	21	23	10	70	3.3
Vesela, Sea.	29	35	16	92	3.2
Morris, Ind.	25	28	2	72	2.9
Bishop, Sea.	16	16	6	44	2.8
Hightower, Ct.	20	19	13	54	2.7
Monroe, Was.	17	15	6	36	2.1
Raven, Atl.	23	11	7	34	1.5
Houts, Was.	20	6	2	17	0.9
Lacey, Sea.	21	4	5	16	0.8
Mokango, L.A.	21	3	3	9	0.4

### FIELD GOAL PCT.

FG	FGA	PCT
Charles, Ct.	206	423 .487
Greene, N.Y.	64	138 .464
Prince, Chi.	117	274 .427
Wright, Min.	139	376 .370

### STEALS PER GAME

G	STL	AVG
Prince, Chi.	34	55 1.62
N. Lacy, Tul.	16	23 1.44
Wright, Min.	34	34 1.00
Charles, Ct.	34	25 0.74
Hightower, Ct.	20	14 0.70
Griffin, Ct.	34	23 0.68
Vesela, Sea.	29	18 0.62
Jones, Tul.	33	18 0.55
Lilley, Pho.	21	11 0.52
Riley, L.A.	29	14 0.48

### REBOUNDS PER GAME

G	OFF	DEF	TOT	AVG
Charles, Ct.	34	129	269	398 11.7
Griffin, Ct.	34	43	117	160 4.7
Wright, Min.	34	29	68	97 2.9
Appel, S.A.	28	21	50	71 2.5
N. Lacy, Tul.	16	5	32	37 2.3
Prince, Chi.	34	14	54	68 2.0
Vesela, Sea.	29	16	42	58 2.0
Greene, N.Y.	33	14	40	54 1.6
Jones, Tul.	33	29	24	53 1.6
Bishop, Sea.	16	11	9	20 1.3
Hightower, Ct.	20	10	15	25 1.3
Monroe, Was.	17	4	12	16 0.9
Raven, Atl.	23	12	9	21 0.9
Lilley, Pho.	21	3	15	18 0.9
Lacey, Sea.	29	5	13	16 0.8
Riley, L.A.	29	5	17	22 0.8
Houts, Was.	20	4	9	13 0.7
Mokango, L.A.	21	4	9	13 0.6
Morris, Ind.	25	3	11	14 0.6

### 3-PT FIELD GOAL PCT.

3FG	3GA	PCT
Morris, Ind.	14	38 .368
Wright, Min.	32	94 .340
Prince, Chi.	24	71 .338
Lilley, Pho.	14	43 .326
Riley, L.A.	15	51 .294
Griffin, Ct.	13	48 .271

### BLOCKS PER GAME

G	BLK	AVG
Charles, Ct.	34	57 1.68
Griffin, Ct.	34	17 0.50
Mokango, L.A.	21	10 0.48
Monroe, Was.	17	8 0.47
Vesela, Sea.	29	7 0.24
Greene, N.Y.	33	7 0.21
Jones, Tul.	33	7 0.21
Wright, Min.	34	7 0.21
N. Lacy, Tul.	16	3 0.19
Appel, S.A.	28	5 0.18

### ASSISTS PER GAME

G	AST	AVG
N. Lacy, Tul.	16	56 3.5
Prince, Chi.	34	92 2.7
Charles, Ct.	34	51 1.5
Wright, Min.	34	50 1.5
Griffin, Ct.	34	36 1.1
Riley, L.A.	29	19 0.9
Greene, N.Y.	33	31 0.9
Lilley, Pho.	21	15 0.7
Vesela, Sea.	29	18 0.6
Jones, Tul.	33	19 0.6
Morris, Ind.	25	12 0.5
Lacey, Sea.	21	10 0.5
Appel, S.A.	28	13 0.5
Hightower, Ct.	20	9 0.5
Houts, Was.	20	9 0.5
Raven, Atl.	23	10 0.4
Bishop, Sea.	16	4 0.3
Monroe, Was.	17	3 0.2
Mokango, L.A.	21	1 0.0

### FREE THROW PCT.

FT	FTA	PCT
Riley, L.A.	34	77 .388
Wright, Min.	68	83 .819
Prince, Chi.	76	97 .784
Griffin, Ct.	41	53 .774
Charles, Ct.	116	152 .763
Jones, Tul.	25	42 .595

### MINUTES PER GAME

G	MIN	AVG
Charles, Ct.	34	1054 31.0
Wright, Min.	34	866 25.5
Griffin, Ct.	34	679 20.0
Prince, Chi.	34	665 19.6
N. Lacy, Tul.	16	293 18.3
Greene, N.Y.	33	519 15.7
Vesela, Sea.	29	330 11.4
Appel, S.A.	28	306 10.9
Lilley, Pho.	21	227 10.8
Hightower, Ct.	20	207 10.4







80 Walton Street NW, Suite 500

Atlanta, GA 30303

Tel: (404) 604-2626 | Fax: (404) 954-6666



**MARYNELL MEADORS**  
HEAD COACH

## DIRECTORY

Owner . . . . . Ron Terwilliger  
President & COO . . . . . Bill Bolen  
Executive Vice President, Operations & Finance . . . . . Danielle Donehew  
General Manager & Head Coach . . . . . Marynell Meadors  
Director of Basketball Operations/Assistant Coach . . . . . Sue Panek  
Assistant Coaches . . . . . Fred Williams, Carol Ross  
Athletic Trainer . . . . . Kim Moseley  
Vice President of Media Relations . . . . . Tonya Alleyne  
Community Relations & Public Relations Coordinator . . . . . Sprague Paynter

## GENERAL INFORMATION

Team Colors . . . . . Dream Blue, Dream Red, Dream, Light Blue, Dream Navy  
Arena . . . . . Philips Arena (11,186)  
Radio Station . . . . . 1230 WFOM/1340 WALR  
Television . . . . . Comcast Sports Southeast (CSS)  
Official Website . . . . . [www.AtlantaDream.net](http://www.AtlantaDream.net)

## BACKGROUND

Founded . . . . . 2008  
2009 Record . . . . . 18-16, T2nd in Eastern Conference  
2009 Playoffs . . . . . Lost in first round to Detroit (0-2)

## SHOCK VS. ATLANTA DREAM

NO	PLAYER	GP-GS	MIN	FGM-FGA	FG%	FTM-FTA	FT%	OFF	DEF	TOT/AVG	AST	PF-DQ	STL	TO	BLK	PTS/AVG
12	Latta, I.	1-1	32:42	7-12	0.583	2-4	0.500	7-10	0.700	1	1	2/20	6	2-0	0	23/23.0
5	Robinson, S.	2-2	55:27	10-23	0.435	2-6	0.333	8-14	0.571	1	6	7/35	3	9-0	9	30/15.0
0	Crosley, S.	1-0	27:23	4-9	0.444	3-7	0.429	4-4	1.000	0	0	0/0.0	2	1-0	3	15/45.0
45	Braxton, K.	1-1	20:54	7-19	0.368	0-0	0.000	1-2	0.500	1	3	4/4.0	1	4-0	2	15/7.50
30	Ohlde, N.	1-0	29:49	7-13	0.538	0-0	0.000	0-0	0.000	4	3	7/7.0	2	0-0	1	14/14.0
21	Lacy, J.	2-0	34:27	6-15	0.400	3-3	1.000	5-7	0.714	4	5	9/4.5	2	5-0	4	20/10.0
4	Holt, A.	2-1	44:30	6-14	0.429	2-5	0.400	4-5	0.800	1	4	5/2.5	4	6-0	1	18/9.0
22	Hombachke, A.	1-1	26:40	2-6	0.333	2-3	0.667	2-2	1.000	0	4	4/4.0	6	4-0	2	8/8.0
11	Black, C.	2-2	38:34	7-11	0.636	0-0	0.000	1-6	0.167	8	8	14/7.0	0	4-0	2	11/7.5
33	Jackson, T.	2-0	29:00	4-12	0.333	0-0	0.000	0-0	0.000	1	6	7/3.5	1	5-0	1	8/4.0
3	Lacy, N.	1-0	11:52	1-1	1.000	0-0	0.000	2-2	1.000	0	2	2/2.0	4	0-0	0	4/4.0
8	Brown, K.	2-2	41:50	3-12	0.250	0-3	0.000	1-2	0.500	0	3	3/1.5	7	3-0	3	7/5.5
20	Jones, M.	2-0	08:54	1-3	0.333	0-1	0.000	0-0	0.000	1	1	2/1.0	1	0-0	1	2/2.0
32	McCauley, R.	0-0	00:00	0-0	0.000	0-0	0.000	0-0	0.000	0	0	0/0.0	0	0-0	0	0/0.0
Team										22				1		
Tulsa Shock		2-10	400:00	65-150	0.433	14-32	0.438	15-54	0.648	20	46	88/44.0	39	43-0	25	179/89.5
Team										26				0		
OPPONENTS		2-10	400:00	76-158	0.481	13-32	0.406	36-50	0.720	24	62	112/56.0	49	47-0	19	201/100.5

## 2011 SCHEDULE

July 26, 2011	vs Atlanta
September 4, 2011	at Atlanta

## ALL-TIME SERIES RECORDS

	TOTAL	HOME	ROAD
Regular Season	4-5	2-2	2-3
Post-Season	2-0	1-0	1-0
<b>TOTAL</b>	<b>6-5</b>	<b>3-2</b>	<b>3-3</b>

## CURRENT STREAKS (REGULAR SEASON ONLY)

SITE	LAST WIN	SCORE	LAST LOSS	SCORE	STREAK
At home	8/27/09	87-83	7/27/10	105-89	Lost 1
On the road	6/22/08	97-76	6/23/10	96-90	Lost 4
Overall	8/27/09	87-83	7/27/10		Lost 2

## SERIES FACTS (REGULAR SEASON ONLY)

Largest Winning Margin:	21, @ Atlanta, June 22, 2008 (97-76)
Largest Losing Margin:	16 points, July 27, 2010 (105-89)
Most Points Scored:	100, vs. Atlanta, June 29, 2008 (100-92)
Most Points Allowed:	105 points, July 27, 2010 (105-89)
Fewest Points Scored:	88, @ Atlanta, May 23, 2008 (88-76)
Fewest Points Allowed:	76, @ Atlanta, May 23, 2008 (88-76)
	76, @ Atlanta, June 22, 2008 (97-76)

## SHOCK INDIVIDUAL RECORDS

Points	33, Deanna Nolan @ Atlanta, May 23, 2008
Rebounds	13, Cheryl Ford @ Atlanta, May 23, 2008
Assists	1, Deanna Nolan vs. Atlanta, June 29, 2008

## DREAM INDIVIDUAL RECORDS

Points	29, Angel McCoughtry, June 23, 2010
Rebounds	18, Ericka DeSouza @ Atlanta, May 23, 2008
Assists	13, Nikki Teasley @ Atlanta, June 26, 2009

## 2010 RESULTS - TULSA

Jun 23 @Atlanta	L 90-96	2-4	1-5	3-9	Robinson-17	Black-12	Brown-7
Jul 27 ATLANTA	L 89-105	2-11	2-9	4-20	Latta-23	Ohlde-7	Latta-6

## ALL-TIME VS. ATLANTA

### 2008

May 23	@ Atl.	W	88-76
June 22	@ Atl.	W	97-76
June 29	Atl.	W	100-92

### 2009

Jun 26	@ Atl.	L	96-86
Jul 22	Atl.	L	98-95
Aug 13	@ Atl.	L	80-75
Aug 27	Atl.	W	87-83

### 2010

Jun 23	@ Atl.	L	90-96
July 27	Atl.	L	89-105





20 W. Kinzie St., Suite 1010

Chicago, IL 60610

Tel: (312) 828-9550 | Fax: (312) 828-9979



**POKEY CHATMAN**  
HEAD COACH

## DIRECTORY

Chairman and Owner . . . . . Michael Alter  
President & Chief Executive Officer . . . . . Margaret Stender  
Chief Operating Officer . . . . . Adam Fox  
Chief Financial Officer . . . . . Rommel Famatid  
Head Coach/General Manager . . . . . Steven Key  
Assistant Coaches . . . . . Stephanie White, Mike Mitchell  
Head Athletic Trainer . . . . . Nick Rubel  
Strength & Conditioning Coach . . . . . Ann Crosby  
Public Relations Manager . . . . . Ronnie Ramirez  
Community Relations/Marketing Manager . . . . . Kristi Faulkner

## GENERAL INFORMATION

Team Colors . . . . . Sky Blue and Yellow  
Arena . . . . . UIC Pavilion (6,500)  
Radio Station . . . . . WVON  
Television . . . . . TBD  
Official Web Site . . . . . www.chicagosky.net

## BACKGROUND

Founded . . . . . 2006  
2009 Record . . . . . 16-18, T4th in Eastern Conference  
2009 Playoffs . . . . . Did not qualify

## SHOCK VS. CHICAGO SKY

NO.	PLAYER	GP-GS	MIN	FGM-FGA	FG%	FT%	ORB	DRB	REB/AVG	PF-DQ	STL	BLK	PTS/AVG		
0	Crosley, S	2-1	34:31	13-26	0.500	0.383	0.000	1	3	4/20	1-0	2	3	0	37/18.5
33	Jackson, I	1-1	33:40	7-10	0.700	0.000	0.750	3	6	9/30	2-0	3	2	0	17/17.0
12	Latta, T	1-1	28:06	6-10	0.600	0.333	0.500	0	3	3/30	2-0	1	3	0	14/14.0
23	Pierson, P	1-0	20:46	5-13	0.385	0.333	0.750	2	0	2/20	2-0	2	2	0	14/14.0
5	Robinson, S	2-1	32:59	8-22	0.364	0.250	0.750	2	1	3/15	3-0	1	3	0	25/11.5
45	Reardon, K	1-1	24:26	4-9	0.444	0.000	0.000	4	3	9/30	3-0	0	2	2	38/30
20	Jones, M	2-1	32:18	6-8	0.750	0.000	0.500	3	3	6/30	5-0	3	2	1	14/70
4	Holt, A	2-1	40:36	5-11	0.455	0.500	0.000	3	3	6/30	2-0	1	6	0	11/25
11	Black, C	2-1	48:30	5-10	0.500	0.000	0.000	4	5	9/45	5-0	0	2	1	10/50
21	Thompson, A	1-0	06:05	0-1	0.000	0.000	0.667	0	1	1/10	1-0	0	2	0	4/40
30	Obide, N	1-1	23:28	1-7	0.143	0.000	0.000	0	4	4/40	5-0	0	1	0	2/20
1	Lacy, N	1-1	24:24	0-4	0.000	0.000	0.000	1	3	3/40	2-0	1	3	0	0.00
44	Wallace, A	1-0	06:16	0-2	0.000	0.000	0.000	0	0	0/0	2-0	2	1	0	0.00
8	Brown, K	1-0	03:50	0-1	0.000	0.000	0.000	1	2	3/30	0-0	0	0	0	0.00
22	Hornbuckle, A	0-0	00:00	0-0	0.000	0.000	0	0	0/0	0-0	0	0	0	0	0.00
19	McCamis, R	0-0	00:00	0-0	0.000	0.000	0	0	0/0	0-0	0	0	0	0	0.00
21	Lacy, J	0-0	00:00	0-0	0.000	0.000	0	0	0/0	0-0	0	0	0	0	0.00

## 2010 SCHEDULE

July 13 @ Chicago

July 28 v Chicago

## ALL-TIME SERIES RECORDS

	TOTAL	HOME	ROAD
Regular Season	13-4	7-1	6-3
Post-Season	--	--	--
<b>TOTAL</b>	<b>13-4</b>	<b>7-1</b>	<b>6-3</b>

## CURRENT STREAKS (REGULAR SEASON ONLY)

SITE	LAST WIN	SCORE	LAST LOSS	SCORE	STREAK
At home	9/6/09	84-75	7/26/07	73-83	Won 2
On the road	9/12/09	80-69			Won 2
Overall	9/12/09	80-69	7/26/07	73-83	Won 4

## SERIES FACTS (REGULAR SEASON ONLY)

Largest Winning Margin: . . . . . 34, vs. Chicago, August 10, 2006 (82-48)

Largest Losing Margin: . . . . . 17, at Chicago, June 28, 2008 (59-76)

Most Points Scored: . . . . . 92, vs. Chicago, July 10, 2007 (92-84)

Most Points Allowed: . . . . . 95, vs. Chicago, June 5, 2010 (95-70)

Fewest Points Scored: . . . . . 59, at Chicago, June 28, 2008 (59-76)

Fewest Points Allowed: . . . . . 58, vs. Chicago, August 9, 2009 (64-58)

## SHOCK INDIVIDUAL RECORDS

Points . . . . . 23, Katie Smith @ Chicago, August 31, 2008

Rebounds . . . . . 14, Ruth Riley @ Chicago, June 4, 2006

Assists . . . . . 7, Deanna Nolan, July 10, 2007

. . . . . 7, Kedra Holland-Corn, August 10, 2006

## SKY INDIVIDUAL RECORDS

Points . . . . . 32, Sylvia Fowles Chicago, June 5, 2010

Rebounds . . . . . 14, Candice @ Chicago, September 12, 2009

Assists . . . . . 7, Candice Dupree @ Chicago, August 31, 2008

## 2010 RESULTS

Jun 5 @Chicago L 70-95 2-3 1-1 3-4 Crossley-20 Braxton-9 N. Lacy-7

Aug 21 CHICAGO W 84-71 4-13 2-15 6-28 Jackson-17 Jackson-9 Latta-5

## ALL-TIME VS. CHICAGO

### 2006

June 4	@ CHI	W	81-66
July 22	Chi	W	89-70
Aug. 4	@ Chi	W	76-49
Aug. 10	Chi	W	82-48

### 2007

July 10	Chi	W	92-84
July 12	@ Chi	W	78-65
July 26	Chi	L	73-83
Aug. 3	@ Chi	W	66-60

### 2008

June 28	@ Chi	L	59-76
July 16	Chi	W	66-63
Aug. 31	@ Chi	L	81-82

### 2009

Aug 9	Chi	W	64-58
Aug 22	@Chi	W	76-67
Sept 6	Chi	W	84-75
Sept 12	@Chi	W	80-69

### 2010

June 5	@Chi	L	95-70
Aug 21	vs Chi	W	84-71





1 Mohegan Sun Boulevard  
Uncasville, CT 06382

Tel: (860) 862-4000 | Fax: (860) 862-4010



**MIKE THIBAUT**  
**HEAD COACH**

## DIRECTORY

Owner	The Mohegan Tribe
Chief Executive Officer/Governor	Mitchell Etes
Chief Financial Officer/Alternate Governor	Jeffrey Hartmann
President/Alternate Governor	Paul Munick
General Manager	Christopher Sienko
Head Coach	Mike Thibault
Assistant Coaches	Bernadette Mattox, Scott Hawk
Head Athletic Trainer	Jeremy Norman
Strength & Conditioning Coach	Joanna Hopkins
Basketball Operations Coordinator	Bill Tinnel
Media Relations Manager	Bill Tavares

## GENERAL INFORMATION

Team Colors	Navy Blue, Red, Orange, Gold
Arena	Mohegan Sun Arena (9,518)
Television	MYTV9
Radio	connecticutsun.com
Official Web Site	www.ConnecticutSun.com

## BACKGROUND

Founded	1999-2002, Orlando Miracle; 2003, Connecticut Sun
2009 Record	16-18, T4th in Eastern Conference
2009 Playoffs	Did not qualify

## SHOCK VS. CONNECTICUT SUN

NO	PLAYER	GP-GS	MIN	FGM-FGA	FG%	FTM-FTA	FT%	OFF	DEF	TOT/AVG	AST	PF-DQ	STL	TO	BLK	PTS/AVG
5	Robinson, S	2-2	54:27	13-28	0.464	2-6	0.333	9-15	0.600	1	3	4/2.0	1	6-0	1	37/18.5
0	Crossley, S	1-0	20:43	4-14	0.286	2-7	0.286	0-0	0.000	2	3	5/5.0	1	1-0	3	10/10.0
45	Braxton, K	1-0	17:36	3-7	0.429	0-0	0.000	3-4	0.750	1	0	1/1.0	0	3-0	0	9/9.0
4	Holt, A	2-2	43:14	6-15	0.400	2-5	0.400	2-4	0.500	3	5	8/4.0	3	3-0	2	16/8.0
21	Lacy, J	2-0	24:14	5-10	0.500	2-3	0.667	2-2	1.000	1	5	6/3.0	1	3-0	0	14/7.0
3	Lacy, M	1-0	14:25	3-5	0.600	0-1	0.000	1-1	1.000	0	1	1/1.0	2	4-0	1	7/7.0
8	Brown, K	2-1	42:00	6-16	0.375	0-5	0.000	0-0	0.000	1	4	5/2.5	8	5-0	1	12/6.0
20	Jones, M	2-0	32:51	5-10	0.500	0-1	0.000	2-5	0.400	4	1	5/2.5	2	4-0	2	12/6.0
30	Ohlde, M	1-1	22:27	2-11	0.182	0-0	0.000	2-2	1.000	1	3	4/4.0	1	1-0	0	6/6.0
33	Jackson, T	2-2	53:09	4-15	0.267	0-0	0.000	3-4	0.750	3	7	10/5.0	3	4-0	4	11/5.5
22	Hombuckle, A	1-0	14:02	2-6	0.333	0-1	0.000	1-2	0.500	1	1	2/2.0	3	5-0	1	5/5.0
11	Black, C	2-1	41:58	3-5	0.600	0-0	0.000	2-4	0.500	6	5	11/5.5	1	3-0	2	8/4.0
12	Latta, I	1-1	18:55	2-6	0.333	0-1	0.000	0-0	0.000	0	0	0/0.0	1	2-0	0	4/4.0
32	McCauley, B	0-0	00:00	0-0	0.000	0-0	0.000	0-0	0.000	0	0	0/0.0	0	0-0	0	0/0.0
Team									25				2			
Tulsa Shock		2-10	40:00	58-148	0.392	8-30	0.267	27-43	0.628	24	38	87/43.5	27	44-0	14	151/75.5
Team									12				4			
OPPONENTS		2-10	40:00	69-136	0.507	12-36	0.333	41-46	0.891	20	59	91/45.5	38	45-0	13	191/95.5

## 2011 SCHEDULE

Tuesday, June 29	vs. Connecticut	7:00 p.m.
Tuesday, July 17	@ Connecticut	6:30 p.m.

## ALL-TIME SERIES RECORDS

	TOTAL	HOME	ROAD
Regular Season	23-18	12-8	11-10
Post-Season	4-3	2-1	2-2
<b>TOTAL</b>	<b>27-21</b>	<b>14-9</b>	<b>13-12</b>

## CURRENT STREAKS (REGULAR SEASON ONLY)

SITE	LAST WIN	SCORE	LAST LOSS	SCORE	STREAK
At home	7/8/08	88-82	6/29/10	101-89	Lost 3
On the Road	8/9/09	90-70	8/17/10	90-62	Lost 1
Overall	8/25/09	90-70	8/17/10	90-62	Lost 2

## SERIES FACTS (REGULAR SEASON ONLY)

Largest Winning Margin	23, vs. Connecticut, August 13, 2006 (88-65)
Largest Losing Margin	29, at Connecticut (Orl), August 6, 2000 (63-92)
Most Points Scored	103, vs. Connecticut, June 5, 2003 (103-89)
Most Points Allowed	101, vs. Connecticut, June 29, 2009 (101-89)
Fewest Points Scored	58, at Connecticut (Orl), August 11, 2002 (58-71)
Fewest Points Allowed	50, vs. Connecticut, July 8, 2003 (66-50)

## SHOCK INDIVIDUAL RECORDS

Points	36, Deanna Nolan @ Connecticut, July 24, 2007
Rebounds	21, Cheryl Ford @ Connecticut, June 22, 2003
Assists	10, Katie Smith vs. Connecticut, June 15, 2007
	10, Elaine Powell vs. Connecticut, June 27, 2004

## SUN INDIVIDUAL RECORDS

Points	33, Lindsay Whalen @ Connecticut, July 24, 2007
Rebounds	13, Taj McWilliams-Franklin @ Connecticut, August 18, 1999
	13, Taj McWilliams-Franklin vs. Connecticut, June 17, 1999
Assists	13, Lindsay Whalen vs. Connecticut, June 27, 2004

## 2010 RESULTS

Jun 29 CONNECTICUT	L 89-101	2-7	1-5	3-12	Robinson-19	Black-6	Brown-7
Aug 17 @Connecticut	L 62-90	3-13	2-14	5-27	Robinson-18	Holt-7	Holt-3

## ALL-TIME VS. CONNECTICUT

<b>1999</b>			
June 17	Orl	W	79-74
July 12	@ Orl	W	76-67
Aug. 18	@ Orl	L	81-93
Aug. 21	Orl	W	74-68

<b>2000</b>			
July 9	Orl	L	62-68
July 19	@ Orl	L	78-88
Aug. 6	@ Orl	L	63-92

<b>2001</b>			
June 5	Orl	L	71-92
July 8	@ Orl	L	67-73
July 29	Orl	W	64-62

<b>2002</b>			
May 30	@ Orl	L	66-80
June 21	Orl	L	59-80
Aug. 11	@ Orl	L	58-71

<b>2003</b>			
June 5	Con	W	103-89
June 22	@ Con (OT)	W	82-73
July 8	Con	W	66-50
Aug. 5	@ Con	W	78-61
Sept. 5	@ Con *	W	73-63
Sept. 7	Con *	W	79-73

<b>2004</b>			
June 6	@ Con	W	74-73
June 25	@ Con (OT)	L	67-71
June 27	Con	L	72-74
July 21	Con	L	68-78

<b>2005</b>			
May 21	Con	W	78-67
June 18	@ Con	L	63-73
July 20	Con	W	66-57
July 30	@ Con	W	75-66
Aug. 31	Con *	L	62-73
Sept. 2	@ Con *	L	67-75

<b>2006</b>			
May 27	@ Con (OT)	W	77-73
June 30	@ Con	W	70-64
Aug. 13	Con	W	88-65
Aug. 24	Con*	W	70-59
Aug. 26	@ Con*	L	68-77
Aug. 27	@ Con*	W	79-55

<b>2007</b>			
June 10	@ Con	W	79-74
June 15	Con	W	75-72
June 27	Con	W	77-74
July 24	@ Con	W	92-88

<b>2008</b>			
June 24	@ Con	L	68-85
June 26	Con	W	70-61
July 8	Con	W	88-82

<b>2009</b>			
July 5	Con	L	92-95(OT)
Jul 11	@ Con	W	79-77 (OT)
Aug 2	Con	L	65-83
Aug 25	@con	W	90-70

<b>2010</b>			
June 29	vs CON	L	101-89
Aug 17	@CON	L	90-62

\*Denotes playoff game





125 S. Pennsylvania Street  
Indianapolis, IN 46204  
Tel: (317) 917-2500 | Fax: (317) 917-2599



**LIN DUNN**  
**HEAD COACH**

## DIRECTORY

Pacers Sports & Entertainment Owners . . . . . Herb Simon, Melvin Simon  
President, Pacers Sports & Entertainment . . . . . Jim Morris  
Chief Operating Officer & General Manager . . . . . Kelly Krauskopf  
Vice President of Business Operations . . . . . Julie Graue  
Head Coach . . . . . Lin Dunn  
Assistant Coaches . . . . . Gary Kloppenburg, Jim Lewis  
Head Athletic Trainer . . . . . TBD  
Strength and Conditioning Coach . . . . . Brandon Johnson  
Rehabilitation and Medical Consultant . . . . . Holly Heitzman  
Video Coordinator . . . . . Hansen Wong  
Director of Media Relations . . . . . Kevin Messengerr

## GENERAL INFORMATION

Team Colors . . . . . Blue, Red, Gold  
Arena . . . . . Conseco Fieldhouse (9,823)  
Radio Station . . . . . WIBC 1070-AM  
Television . . . . . Fox Sports Indiana  
Official Web Site . . . . . [www.FeverBasketball.com](http://www.FeverBasketball.com)

## BACKGROUND

Founded . . . . . 2000  
2009 Record . . . . . 22-12, 1st in Eastern Conference  
2009 Playoffs . . . . . Lost in WNBA Finals to Phoenix

## SHOCK VS. INDIANA FEVER

NO	PLAYER	GP-GS	MIN	FGM- FGA	FG%	FTM- FTA	FT%	FIM-FTA	FT%	OFF	DEF	TOT/AVG	AST	PF-DQ	STL	TO	BLK	PTS/AVG	
4	Holt, A	2-0	45:26	12-21	0.571	6-9	0.667	4-6	0.667	0	5	5/2.5	3	4-0	3	3	1	34/17.0	
3	Lacy, N	1-0	26:07	7-11	0.636	1-2	0.500	0-0	0.000	0	2	2/2.0	5	3-0	3	5	0	15/15.0	
21	Lacy, J	1-0	22:26	5-13	0.385	2-4	0.500	0-2	0.000	2	4	6/6.0	2	2-0	1	0	1	12/12.0	
23	Perron, P	1-0	12:08	5-5	1.000	0-0	0.000	2-2	1.000	0	2	2/2.0	1	1-0	1	1	0	12/12.0	
45	Braxton, K	2-2	38:58	9-21	0.429	1-1	1.000	1-2	0.500	3	8	11/5.5	4	3-0	5	5	0	20/10.0	
0	Crossley, S	2-2	49:12	5-20	0.250	2-10	0.200	0-0	0.000	0	4	4/2.0	2	3-0	1	2	0	12/6.0	
12	Latta, I	1-0	29:25	2-8	0.250	2-5	0.400	0-0	0.000	0	1	1/1.0	4	2-0	1	4	0	6/6.0	
11	Black, C	2-2	51:18	5-8	0.625	0-0	0.000	1-2	0.500	8	15	23/11.5	7	9-0	0	1	0	11/5.5	
20	Jones, M	2-0	17:56	4-8	0.500	1-2	0.500	2-6	0.333	3	2	5/2.5	3	2-0	1	2	0	11/5.5	
5	Robinson, S	2-2	37:30	5-15	0.333	0-3	0.000	0-3	0.000	0	1	1/0.5	1	4-0	1	3	2	10/5.0	
22	Hornbuckle, A	1-1	29:10	1-4	0.250	0-1	0.000	3-4	0.750	1	1	2/2.0	3	2-0	1	3	0	5/5.0	
33	Jackson, T	1-0	18:29	1-5	0.200	0-0	0.000	1-2	0.500	1	1	2/2.0	1	3-0	0	3	2	3/3.0	
8	Brown, K	1-1	16:43	0-3	0.000	0-0	0.000	0-0	0.000	0	1	1/1.0	0	1-0	0	2	0	0/0.0	
21	Thompson, A	1-0	05:12	0-3	0.000	0-0	0.000	0-0	0.000	0	0	0/0.0	0	2-0	0	0	0	0/0.0	
Team											24					2			
Tribe Shock		2-10	400:00	61-145	0.421	15-37	0.405	14-29	0.483	18	47	89/44.5	36	41-0	18	36	6	151/75.5	
Team											13					0			
OPPONENTS		2-10	400:00	65-135	0.481	13-39	0.333	31-40	0.775	18	58	89/44.5	40	37-0	19	35	19	174/87.0	

## 2011 SCHEDULE

June 14, @ Indiana  
Aug 5, vs Indiana

## ALL-TIME SERIES RECORDS

	TOTAL	HOME	ROAD
Regular Season	19-19	14-6	5-12
Post-Season	6-2	4-2	2-1
<b>TOTAL</b>	<b>25-21</b>	<b>18-9</b>	<b>7-13</b>

## CURRENT STREAKS (REGULAR SEASON ONLY)

SITE	LAST WIN	SCORE	LAST LOSS	SCORE	STREAK
At home	5/29/10	79-74	6/19/09	54-66	Won 2
On the road	5/31/08	74-65	7/6/10	72-100	Lost 3
Overall	9/4/09	70-63	8/15/09	59-82	Won 1

## SERIES FACTS (REGULAR SEASON ONLY)

Largest Winning Margin: . . . . . 37, vs. Indiana, June 18, 2000 (111-74)  
Largest Losing Margin: . . . . . 31, at Indiana, July 6, 2003 (54-85)  
Most Points Scored: . . . . . 111, vs. Indiana, June 18, 2000 (111-74)  
Most Points Allowed: . . . . . 100, at Indiana, July 8, 2010 (72-100)  
Fewest Points Scored: . . . . . 54, at Indiana, June 19, 2009 (54-66)  
Fewest Points Allowed: . . . . . 40, vs. Indiana, August 25, 2005 (55-40)

## SHOCK INDIVIDUAL RECORDS

Points . . . . . 32, Deanna Nolan @ Indiana, June 15, 2005  
Rebounds . . . . . 18, Cheryl Ford vs. Indiana, June 16, 2006  
Assists . . . . . 9, Swin Cash @ Indiana, June 9, 2004

## FEVER INDIVIDUAL RECORDS

Points . . . . . 27, Tamika Catchings vs. Indiana, June 2, 2002  
Rebounds . . . . . 16, Tamika Catchings @ Indiana, June 15, 2005  
Assists . . . . . 10, Rita Williams @ Indiana, August 12, 2001

## 2010 RESULTS

May 29 @Tulsa L 74-79 1-1 1-2 2-3 Catchings-15 Catchings-10 Catchings-7  
Jul 8 TULSA W 100-72 7-1 4-5 11-6 Catchings-24 Sutton-Brown-7 January-6  
May 29 INDIANA W 79-74 1-3 1-0 2-3 Holt-16 Black-11 N. Lacy-5  
Jul 8 @Indiana L 72-100 2-8 1-6 3-14 Holt-18 Black-12 Black-5

## ALL-TIME VS. INDIANA

**2000**  
June 9 Ind W 80-76  
June 18 Ind W 111-74  
Aug. 7 @ Ind W 74-63

**2001**  
June 22 @ Ind L 56-77  
June 23 Ind L 70-74  
Aug. 12 @ Ind L 66-83

**2002**  
June 1 @ Ind L 62-79  
June 2 Ind L 65-78  
Aug. 9 Ind W 55-54

**2003**  
June 24 Ind W 68-60  
July 6 @ Ind L 54-85  
July 16 @ Ind W 70-68  
Aug. 2 Ind W 72-58

**2004**  
June 9 @ Ind W 83-79  
June 12 Ind W 72-68  
June 29 Ind L 68-69  
July 16 @ Ind L 73-85

**2005**  
June 15 @ Ind L 79-84 (OT)  
July 15 @ Ind L 57-62  
July 17 Ind L 58-59  
Aug. 25 Ind W 55-40

**2006**  
May 20 @ Ind L 60-67  
June 16 Ind W 71-63  
June 29 @ Ind L 56-66  
Aug. 1 Ind W 70-66  
Aug. 17 @ Ind \* W 68-56  
Aug. 19 Ind \* W 98-83

**2007**  
June 16 Ind L 67-77  
July 20 @ Ind W 89-80  
Aug. 11 Ind W 74-69  
Aug. 19 @ Ind L 66-72  
Aug. 31 @ Ind \* L 65-75  
Sept. 2 Ind \* W 77-63  
Sept. 3 Ind \* W 81-65

**2008**  
May 21 Ind W 76-71  
May 31 @ Ind W 74-65  
Sept. 5 Ind W 90-68  
Sept. 19 @ Ind \* W 81-72  
Sept. 21 Ind \* L 82-89  
Sept. 23 Ind \* W 80-61

**2009**  
Jun 19 Ind L 54-66  
Jun 21 @ Ind L 70-82  
Aug 15 Ind L 59-82  
Sept. 4 @ Ind W 70-63 (OT)

**2010**  
May 29 vs Ind W 79-74  
July 8 @ Ind L 72-100

\* Denotes playoff game







888 S. Figueroa St., Suite 2010  
Los Angeles, CA 90017  
Tel: (213) 929-1300 | Fax: (213) 929-1325



**JENNIFER GILLOM**  
HEAD COACH

## DIRECTORY

Owners . . . . . Carla Christofferson, Katherine Goodman  
Vice President/General Manager . . . . . Penny Toler  
Chief Operating Officer . . . . . Allison McGowen  
Head Coach . . . . . Michael Cooper  
Assistant Coaches . . . . . Laura Beeman, Marianne Stanley  
Athletic Trainer . . . . . Rachel Schlachet  
Equipment Manager . . . . . Thomas Archie  
Strength & Conditioning Coach . . . . . Bruce Deziel  
Director of Public Relations . . . . . Alayne Ingram

## GENERAL INFORMATION

Team Colors . . . . . Purple, Teal, Gold  
Arena . . . . . STAPLES Center (13,141)  
Radio Station . . . . . KTLK AM 1150  
Television . . . . . Fox Sports West, FSN Prime Ticket  
Official Web Site . . . . . [www.lasparks.com](http://www.lasparks.com)

## BACKGROUND

Founded . . . . . 2007  
2009 Record . . . . . 18-16, 3rd in Western Conference  
2009 Playoffs . . . . . Lost in Western Conference Finals to Phoenix

## SHOCK VS. LOS ANGELES SPARKS

NO	PLAYER	GP-GS	MIN	FGM-FGA	FG%	FTM-FTA	FT%	OFF	DEF	TOT/AVG	AST	PF-DQ	STL	TO	BLK	PTS/AVG										
12	Latta, I	4-3	124:47	23-51	0.451	10-25	0.400	6-10	0.600	2	7	9/23	20	9-1	3	10	1	62/15.5								
30	Ohlde, N	2-2	46:41	8-15	0.533	0-0	0.000	6-9	0.667	2	4	6/30	5	10-1	2	4	3	22/11.0								
5	Robinson, S	4-4	90:58	16-44	0.364	2-10	0.200	6-11	0.545	2	6	8/20	8	12-1	3	12	1	40/10.0								
33	Jackson, T	4-2	110:36	14-30	0.467	0-0	0.000	4-6	0.667	15	20	35/8.8	2	9-0	7	11	1	32/8.0								
8	Brown, K	4-1	67:48	11-29	0.379	4-9	0.444	5-6	0.833	2	8	10/2.5	11	2-0	1	3	0	31/7.8								
21	Lacy, J	3-0	50:23	4-15	0.267	2-6	0.333	9-10	0.900	5	6	11/3.7	3	9-1	0	6	0	19/6.3								
4	Holt, A	4-1	92:03	8-24	0.333	2-12	0.167	7-8	0.875	3	11	14/3.5	8	4-0	4	1	1	25/6.3								
45	Braxton, K	2-2	35:14	6-15	0.400	0-0	0.000	0-0	0.000	5	9	14/7.0	4	6-0	2	11	1	12/6.0								
32	McGants, B	1-1	23:12	3-6	0.500	0-1	0.000	0-0	0.000	1	0	1/4.0	4	0-0	3	2	0	6/6.0								
0	Crossley, S	4-2	68:46	8-19	0.421	4-10	0.400	3-3	1.000	0	3	30/8	4	10-0	3	7	0	29/5.8								
11	Black, C	4-2	71:04	9-14	0.643	0-0	0.000	3-7	0.429	12	14	26/6.5	1	7-0	2	5	1	21/5.3								
20	Jones, M	4-0	43:30	7-12	0.583	1-2	0.500	3-5	0.600	3	2	5/1.3	4	5-0	3	2	1	18/4.5								
22	Hombuckle, A	0-0	00:00	0-0	0.000	0-0	0.000	0-0	0.000	0	0	0/0.0	0	0-0	0	0	0	0/0.0								
3	Lacy, N	0-0	00:00	0-0	0.000	0-0	0.000	0-0	0.000	0	0	0/0.0	0	0-0	0	0	0	0/0.0								
Team										40			2													
Tulsa Shock										4-20	825:00	117-274	0.427	25-75	0.333	52-75	0.693	32	90	182/45.5	74	83-4	33	76	10	311/77.8
Team										20			6													
OPPONENTS		4-20	825:00	123-257	0.479	25-81	0.309	71-86	0.826	33	94	147/36.8	89	63-1	42	60	14	342/85.5								



## 2011 SCHEDULE

July 15, v LA  
 Aug 9, @ LA  
 Aug 21, v LA  
 Aug 26, @ LA  
 Sept 9, @ LA

## ALL-TIME SERIES RECORDS

	TOTAL	HOME	ROAD
Regular Season	10-16	7-7	3-9
Postseason	2-1	2-0	0-1
<b>TOTAL</b>	<b>12-17</b>	<b>9-7</b>	<b>3-10</b>

## CURRENT STREAKS (REGULAR SEASON ONLY)

SITE	LAST WIN	SCORE	LAST LOSS	SCORE	STREAK
At home	6/8/09	81-52	8/14/10	87-92	Lost 1
On the road	6/18/08	79-73	8/6/10	70-77	Lost 2
Overall	6/8/09	81-52	8/14/10	87-92	Won 4

## SERIES FACTS (REGULAR SEASON ONLY)

Largest Winning Margin . . . . . 29, vs. Los Angeles, June 8, 2009 (81-52)  
 Largest Losing Margin . . . . . 22, at Indiana, July 2, 2000 (63-85)  
 Most Points Scored . . . . . 89, vs. Los Angeles, June 26, 2001 (89-98, OT)  
 Most Points Allowed . . . . . 98, vs. Los Angeles, June 26, 2001 (89-98, OT)  
 Fewest Points Scored . . . . . 60, vs. Los Angeles, September 9, 2004 (60-63)  
 Fewest Points Allowed . . . . . 59, at Los Angeles, August 9, 1999 (84-59)  
 . . . . . 59, vs. Los Angeles, July 21, 2006 (73-59) \*

\*At Grand Rapids Van Andel Arena

## SHOCK INDIVIDUAL RECORDS

Points . . . . . 27, Deanna Nolan vs. Los Angeles, June 8, 2009  
 Rebounds . . . . . 15, Cheryl Ford vs. Los Angeles, June 26, 2005  
 . . . . . 15, Cheryl Ford vs. Los Angeles, June 17, 2003 (ot)  
 Assists . . . . . 7, Swin Cash @ Los Angeles, June 18, 2007  
 . . . . . 7, Elaine Powell vs. Los Angeles, June 26, 2005

## SPARKS INDIVIDUAL RECORDS

Points . . . . . 30, Lisa Leslie @ Los Angeles, August 16, 1998  
 . . . . . 30, Lisa Leslie vs. Los Angeles, August 5, 1998  
 Rebounds . . . . . 15, Lisa Leslie @ Los Angeles, September 9, 2004  
 Assists . . . . . 13, Penicheiro @ Los Angeles, July 20, 10 and August 6, 10

## 2010 RESULTS

Jul 13 LOS ANGELES L 71-87 2-9 1-6 3-15 Brown-14 Braxton-10 Latta-6  
 Jul 20 @Los Angeles L 83-86(OT) 2-9 2-8 4-17 Robinson-19 Jackson-9 Latta-7  
 Aug 6 @Los Angeles L 70-77 3-12 2-11 5-23 Latta-16 Black-9 McCants-4  
 Aug 14 LOS ANGELES L 87-92 3-13 2-13 5-26 Latta-26 Jackson-13 Holt-4

## ALL-TIME VS. LOS ANGELES

### 1998

July 25	LA	W	69-67
Aug. 5	LA	W	73-61
Aug. 16	@ LA	W	77-76

### 1999

July 2	LA	L	81-91
Aug. 9	@ LA	W	84-59

### 2000

July 2	@ LA	L	63-85
Aug. 2	LA	L	81-84

### 2001

June 26	LA (OT)	L	89-98
---------	---------	---	-------

### 2002

June 11	@ LA	L	80-90
---------	------	---	-------

### 2003

June 17	LA (OT)	W	87-78
Sept. 12	@ LA *	L	63-75
Sept. 14	LA *	W	62-61
Sept. 16	LA *	W	83-78

### 2004

May 29	LA	L	60-63
Sept. 9	@ LA	L	63-81

### 2005

June 26	LA	W	79-73
Aug. 19	@ LA	L	67-74

### 2006

June 7	@ LA	L	78-86
July 21	LA **	W	73-59

### 2007

June 18	@ LA	W	79-73
July 29	LA	W	75-73

### 2008

June 11	@ LA	L	73-80
July 22	LA	L	81-84

### 2009

Jun 6	@ LA	L	58-78
Jun 8	LA	W	81-52

### 2010

July 13	vs LA,	L	87-71
July 20	@ LA	L	86-83 (OT)
Aug 6	@ LA	L	77-70
Aug 14	v LA	L	92-87

\*Denotes Playoff Game

\*\*At Grand Rapids Van Andel Arena





600 First Avenue North  
Minneapolis, MN 55403  
Tel: (612) 673-1600 | Fax (612) 673-8407

## DIRECTORY

Owner . . . . . Glen Taylor  
Chief Operating Officer, Lynx . . . . . Conrad Smith  
Chief Executive Officer . . . . . Rob Moor  
President . . . . . Chris Wright  
Head Coach . . . . . Donald Zierden  
Assistant Coaches . . . . . Jennifer Gillom, Ed Prohovsky, Jim Peterson  
Head Athletic Trainer . . . . . Chuck Barta  
Manager of Basketball Operations and Video . . . . . Katie Alsdurf

## GENERAL INFORMATION

Team Colors . . . . . Green, Blue, Silver, Light Blue, Red  
Arena . . . . . Target Center (9,181)  
Radio Station . . . . . BOB 106.1 FM  
Television . . . . . Fox Sports Net North  
Official Web Site . . . . . www.lynxbasketball.com

## BACKGROUND

Founded . . . . . 1999  
2009 Record . . . . . 14-20, 5th in Western Conference  
2009 Playoffs . . . . . Did not qualify



**CHERYL REEVE**  
HEAD COACH

## SHOCK VS. MINNESOTA LYNX

NO	PLAYER	GP- GS	MIN	FGM- FGA	FG%	FTM- FTA	FT%	OFF	DEF	TOT/AV G	AST	PF-DQ	STL	TO	BLK	PTS/AVG		
23	Peterson, P	3-1	64:01	18-36	0.500	1-2	0.500	8-10	0.800	3	7	10.5-3	5	8-0	6	3	45/15.0	
5	Robinson, S	5-5	129:40	29-45	0.644	5-6	0.500	19-27	0.704	4	7	11.0-2	14	16-0	7	14	62/12.4	
0	Croswley, S	5-5	107:48	20-49	0.408	9-24	0.375	1-1	1.000	2	7	9/1.8	10	9-0	4	12	50/10.0	
8	Brown, K	2-0	32:41	8-10	0.800	2-3	0.667	1-3	0.333	1	2	3/1.5	4	4-0	0	4	19/9.5	
4	Holt, A	5-0	107:38	14-42	0.333	4-13	0.308	14-19	0.737	3	13	16.3-2	10	4-0	5	6	46/9.2	
3	Lacy, N	3-1	112:05	13-27	0.481	2-6	0.333	17-29	0.586	1	12	13/2.6	22	8-0	10	3	43/9.0	
45	Ernstson, K	5-5	91:47	18-35	0.514	0-1	0.000	2-5	0.400	6	19	25.5-0	4	13-0	7	18	38/7.6	
1	Zellous, S	2-0	33:17	4-17	0.235	1-6	0.167	5-6	0.833	1	1	2/1.0	5	3-0	2	1	0/14.0	
22	Hornbuckle, A	4-4	88:38	8-18	0.444	5-8	0.625	6-6	1.000	4	10	14.3-5	9	8-0	7	8	27/6.8	
11	Black, C	5-4	120:12	14-22	0.636	0-0	0.000	3-8	0.375	18	27	45.9-0	3	15-0	2	7	31/6.2	
33	Jackson, J	2-0	34:38	3-12	0.250	0-0	0.000	4-6	0.667	3	7	10.0-1	5-0	3	4	2	10/5.0	
21	Lacy, J	2-0	31:29	3-8	0.375	0-2	0.000	2-5	0.400	2	6	8-4.0	0	4-0	0	1	8/4.0	
71	Thompson, A	3-0	22:28	2-7	0.286	0-0	0.000	0-0	0.000	0	5	5/1.7	2	5-0	2	2	0/4.3	
20	Jones, M	5-0	26:31	1-1	1.000	0-0	0.000	4-4	1.000	1	2	3-0.6	0	5-0	0	0	6/1.2	
44	Walker, A	1-0	02:52	0-1	0.000	0-1	0.000	0-0	0.000	0	0	0.0-0	0	1-0	0	1	0/0.0	
Team																	64	
	Julia Shuck	5-25	1000:0	146-330	0.442	27-72	0.375	86-129	0.667	49	125	238-47.6	89	108-0	55	102	38	405/81.0
Team																	51	
OPPONENTS																	3	
	OPPONENTS	5-25	1000:0	139-359	0.387	37-95	0.389	96-122	0.787	70	114	235-47.0	82	108-1	61	93	22	411/82.2

## 2011 SCHEDULE

June 7, @ Minnesota  
June 30, vs Minnesota  
Aug 14, @ Minnesota  
Aug 23, vs Minnesota

## ALL-TIME SERIES RECORDS

	TOTAL	HOME	ROAD
Regular Season	11-12	8-3	3-9
Post-Season	--	--	--
<b>TOTAL</b>	<b>11-12</b>	<b>8-3</b>	<b>3-9</b>

## CURRENT STREAKS (REGULAR SEASON ONLY)

SITE	LAST WIN	SCORE	LAST LOSS	SCORE	STREAK
At home	6/4/10	92-79	6/19/10	78-92	Lost 1
On the road	5/23/10	94-82	6/18/10	67-78	Lost 1
Overall	6/4/10	92-79	6/19/10	78-92	Lost 2

## SERIES FACTS (REGULAR SEASON ONLY)

Largest Winning Margin . . . . . 13, vs Minnesota, June 4, 2010 (92-79)  
Largest Losing Margin . . . . . 20, at Minnesota, June 5, 2000 (68-88)  
Most Points Scored: . . . . . 98, vs. Minnesota (OT), June 20, 2008 (98-93)  
Most Points Allowed . . . . . 93, vs. Minnesota (OT), June 20, 2008 (98-93)  
Fewest Points Scored . . . . . 51, at Minnesota, June 12, 1999 (51-68)  
Fewest Points Allowed . . . . . 56, vs. Minnesota, August 4, 1999 (59-56)

## SHOCK INDIVIDUAL RECORDS

Points . . . . . 44, Deanna Nolan vs. Minnesota, May 18, 2008  
Rebounds . . . . . 17, Chante Black @ Minnesota, May 23, 2010  
Assists . . . . . 8, Elaine Powell @ Minnesota, August 23, 2003 (ot)

## LYNX INDIVIDUAL RECORDS

Points . . . . . 40, Katie Smith vs. Minnesota, June 17, 2001  
Rebounds . . . . . 12, Kristin Folk @ Minnesota, June 5, 2000  
Assists . . . . . 12, Lindsey Whalen, vs Minnesota, June 18, 2010

## 2010 RESULTS

May 15 MINNESOTA	L 74- 80	0-1 0-0 0-1	Holt-16	Black-10	N. Lacy-5		
May 23 @Minnesota	W 94- 82	0-2 1-0 1-2	Pierson-14	Black-17	N. Lacy-7	Houston-23	6,822
			Zellous-14				
Jun 4 MINNESOTA	W 92- 79	2-3 1-0 3-3	Robinson-20	Black-11	N. Lacy-6	Brunson-23	4,521
Jun 18 @Minnesota	L 67- 78	2-3 1-4 3-7	Brown-14	Braxton-7	Crossley-3	Augustus-27	6,953
			N. Lacy-3				
Jun 19 MINNESOTA	L 78- 92	2-4 1-4 3-8	Robinson-14	Jackson-6	Hornbuckle-4	Wiggins-19	5,013
			Robinson-4				

## ALL-TIME VS. MINNESOTA

<b>1999</b>							
June 12	@ Min	L					51-68
Aug. 4	Min	W					59-56
<b>2000</b>							
June 5	@ Min	L					68-88
<b>2001</b>							
June 17	Min	L					63-71
<b>2002</b>							
July 1	@ Min (OT)	L					80-85
July 12	Min	W					72-69
<b>2003</b>							
Aug. 23	@ Min (OT)	W					86-77
<b>2004</b>							
July 3	@ Min	L					70-78
Aug. 1	Min	L					58-59
<b>2005</b>							
July 13	@ Min	L					61-71
Aug. 11	Min (OT)	W					72-66
<b>2006</b>							
May 24	Min	W					78-69
July 7	@Min	W					92-80
<b>2007</b>							
May 22	Min	W					85-75
Aug. 16	@Min	L					77-87
<b>2008</b>							
May 18	@ Min	L					70-84
June 20	Min (OT)	W					98-93
<b>2009</b>							
July 31	Min	W					91-83
Sept. 9	@Min	L					72-75
<b>2010</b>							
5/15,	vs MN	L					74-80
5/21	@ MN	W					94-82
6/4	v MN	W					92-79
6/18	@ MN	L					78-67
6/19	v MN	L					92-78





Two Pennsylvania Plaza  
New York, NY 10121

Tel: (212) 564-WNBA | Fax: (212) 465-6250



**JOHN WHISENANT**  
HEAD COACH

## DIRECTORY

President & CEO, Cablevision Systems Corporation; . . . . .  
Chairman, Madison Square Garden . . . . . James L. Dolan  
President & General Manager . . . . . Carol Blazejowski  
Head Coach . . . . . Pat Coyle  
Assistant Coaches . . . . . Nick DiPillo  
Head Athletic Trainer/Manager, Basketball Operations. . . . . Lisa White  
Manager, Scouting & Video Operations . . . . . Catherine Proto  
Communications Coordinator . . . . . Casey Sherman

## GENERAL INFORMATION

Team Colors. . . . . Seafoam Green, Orange, Black and Blue  
Arena . . . . . Madison Square Garden (19,763)  
Television . . . . . MSG Network  
Official Web Site . . . . . [www.nyliberty.com](http://www.nyliberty.com)

## BACKGROUND

Founded. . . . . 1997  
2009 Record . . . . . 13-21, 7th in Eastern Conference  
2009 Playoffs . . . . . Did not qualify

## SHOCK VS. NEW YORK LIBERTY

NO	PLAYER	GP-GS	MIN	FGM-FGA	FG%	FTM-FTA	FT%	OFF	DEF	TOTAVG	AST	PF-DQ	STL	TO	BLK	PTS/AVG		
0	Crosley, S.	1-0	24:37	5-9	0.556	5-5	1.000	6-6	1.000	1	1	2/2.0	0	1-0	0	0	21/21.0	
21	Lacy, J.	1-0	22:12	5-14	0.357	2-3	0.667	4-5	0.800	4	1	5/5.0	1	1-0	3	2	0	16/16.0
5	Robinson, S.	2-2	60:10	11-32	0.344	1-4	0.250	7-9	0.778	2	6	8/4.0	7	3-0	5	4	3	30/15.0
12	Latta, J.	1-1	37:15	4-13	0.308	1-7	0.143	2-2	1.000	1	0	1/1.0	3	1-0	1	2	1	11/11.0
20	Jones, M.	2-0	34:47	5-10	0.500	0-0	0.000	6-9	0.667	5	4	9/4.5	1	3-0	2	2	2	16/8.0
33	Jackson, T.	2-1	30:51	6-10	0.600	0-0	0.000	4-5	0.800	2	2	4/2.0	5	1-0	2	2	0	16/8.0
30	Ohlde, N.	1-1	21:02	4-6	0.667	0-0	0.000	0-1	0.000	0	3	3/3.0	1	1-0	0	1	0	8/8.0
4	Holt, A.	2-1	41:04	4-11	0.364	0-4	0.000	6-6	1.000	1	3	4/2.0	5	3-0	1	2	0	14/7.0
45	Braxton, K.	1-1	16:06	3-6	0.500	0-0	0.000	1-2	0.500	0	3	3/3.0	2	0-0	2	5	1	7/7.0
22	Hombuckle, A.	1-1	29:42	3-10	0.300	0-1	0.000	0-0	0.000	2	3	5/5.0	3	3-0	1	2	3	6/6.0
8	Brown, K.	2-1	27:26	5-10	0.500	2-4	0.500	0-0	0.000	0	1	1/0.5	0	0-0	1	5	0	12/6.0
3	Lacy, N.	1-0	15:19	2-4	0.500	0-1	0.000	0-0	0.000	0	1	1/1.0	1	2-0	0	0	0	4/4.0
11	Black, C.	2-1	39:29	1-6	0.167	0-0	0.000	0-0	0.000	5	13	18/9.0	1	4-0	0	2	1	2/1.0
32	McCants, B.	0-0	00:00	0-0	0.000	0-0	0.000	0-0	0.000	0	0	0/0.0	0	0-0	0	0	0	0.0/0.0
Team										15				2				
Tulsa Shock		2-10	40:00	38-141	0.411	11-29	0.379	36-45	0.800	23	41	79/39.5	30	23-0	18	31	11	163/81.5
Team										21				0				
OPPO NENTS		2-10	40:00	67-131	0.511	26-48	0.542	27-31	0.871	9	51	81/40.5	53	35-0	15	34	7	187/93.5



## 2011 SCHEDULE

6/23 vs New York

7/17 @ New York

## ALL-TIME SERIES RECORDS

	TOTAL	HOME	ROAD
Regular Season	25-20	18-6	7-14
Post-Season	5-4	4-1	1-3
<b>TOTAL</b>	<b>30-23</b>	<b>22-7</b>	<b>8-17</b>

## CURRENT STREAKS (REGULAR SEASON ONLY)

SITE	LAST WIN	SCORE	LAST LOSS	SCORE	STREAK
At home	9/10/09	94-87 OT	6/25/10	78-92	Lost 1
On the road	9/14/08	61-59	8/19/10	85-95	Lost 1
Overall	9/10/09	94-87 (OT)	8/19/10	85-95	Lost 1

## SERIES FACTS (REGULAR SEASON ONLY)

Largest Winning Margin . . . . . 20, vs. New York, June 28, 1999 (91-71)  
 Largest Losing Margin . . . . . 22, at New York, Aug. 24, 2007\* (51-73)  
 Most Points Scored . . . . . 94, vs. New York, September 10, 2009 (94-87 OT)  
 Most Points Allowed . . . . . 95, at New York, August 19, 2010 (85-95)  
 Fewest Points Scored . . . . . 51, at New York, Aug. 24, 2007\* (51-73)  
 Fewest Points Allowed . . . . . 53, vs. New York, August 6, 2006 (65-53)

\* Denotes Playoff Game

## SHOCK INDIVIDUAL RECORDS

Points . . . . . 34, Deanna Nolan vs. New York, June 3, 2005 (ot)  
 . . . . . 34, Deanna Nolan vs New York, September 10, 2009  
 Rebounds . . . . . 18, Three times, most recently  
 . . . . . Cheryl Ford vs. New York, July 18, 2007  
 Assists . . . . . 8, Deanna Nolan vs. New York, July 6, 2007  
 . . . . . 8, Dominique Canty vs. New York, August 9, 2000

## LIBERTY INDIVIDUAL RECORDS

Points . . . . . 26, Sophia Witherspoon vs. New York, August 19, 1998  
 Rebounds . . . . . 12, Four times, most recently  
 . . . . . Janel McCarville vs. New York, July 6, 2007  
 Assists . . . . . 10, Teresa Weatherspoon @ New York, August 1, 2001  
 . . . . . 10, Teresa Weatherspoon @ New York, June 20, 1999

## 2010 RESULTS

Jun 25 NEW YORK L 78-92 2-5 1-5 3-10 J. Lacy-16 Black-9 Hornbuckle-3 Mitchell-20 4,554  
 Aug 19 @New York L 85-95 3-13 2-15 5-28 Crossley-21 Black-9 Jackson-4 Powell-20 8,766

## ALL-TIME VS. NEW YORK

<b>1998</b>			
July 1	NY	W	82-65
July 6	@ NY	L	56-59
July 26	@ NY	L	62-78
Aug. 19	NY	W	82-68

<b>1999</b>			
June 20	@ NY	L	62-69
June 28	NY	W	91-71
Aug. 13	NY	L	56-60
Aug. 15	@ NY	W	63-57

<b>2000</b>			
June 7	NY	L	69-73
June 21	@ NY	W	67-63
Aug. 9	NY	W	66-63

<b>2001</b>			
July 2	@ NY	L	60-66
July 18	NY	L	67-80
Aug. 1	@ NY	L	63-66

<b>2002</b>			
June 5	@ NY	L	59-60
June 9	NY	L	63-70
July 10	NY	W	66-63

<b>2003</b>			
June 20	NY	W	88-83
June 27	@ NY	W	75-69
Aug. 1	@ NY	W	62-60
Aug. 10	NY (OT)	W	90-87

<b>2004</b>			
May 26	@ NY	L	52-64
July 24	@ NY	L	69-78
July 30	NY	W	88-79
Sept. 14	NY (OT)	W	82-71
Sept. 24	NY *	L	62-75
Sept. 26	@ NY *	W	76-66
Sept. 28	@ NY *	L	64-66

<b>2005</b>			
May 22	@ NY	W	78-71
June 3	NY	(OT)	W
68-66			
June 12	@ NY	L	69-72
Aug. 7	NY	W	72-67

<b>2006</b>			
June 1	NY	W	64-63
Aug. 3	@ NY	L	67-75
Aug. 6	NY	W	65-53

<b>2007</b>			
June 8	@ NY	W	67-57
July 6	NY (OT)	L	81-82
July 18	NY (OT)	W	87-82
Aug. 12	@ NY	L	84-85
Aug. 24	@ NY *	L	51-73
Aug. 26	NY *	W	76-73
Aug. 28	NY *	(OT)	W
71-70			

<b>2008</b>			
May 25	NY	W	72-62
July 12	@ NY	L	64-74
Aug. 29	NY	W	83-69
Sept. 14	@ NY	W	61-59
Sept. 26	@ NY *	L	56-60
Sept. 28	NY *	W	64-55
Sept. 29	NY *	W	75-73

<b>2009</b>			
July 2	@ NY	L	64-80
Aug. 4	NY	W	76-64
Sept.	NY	W	94-87

<b>2010</b>			
June 25	vs New York	L	78-92
August 19	@ New York	L	85-95

\*Denotes Playoff Game





201 E. Jefferson Street  
Phoenix, AZ 85004

Tel: (602) 514-8333 | Fax: (602) 379-7540



**COREY GAINES**  
HEAD COACH

## DIRECTORY

Managing Partner . . . . . Robert Sarver  
President and COO, Phoenix Suns . . . . . Rick Welts  
President and COO, Phoenix Mercury . . . . . Jay Parry  
General Manager . . . . . Ann Meyers Drysdale  
Head Coach . . . . . Corey Gaines  
Assistant Coaches . . . . . Julie Brase-Hairgrove, Bridget Pettis  
Head Athletic Trainer . . . . . Tamara Pool  
Basketball Communications Manager . . . . . Eric Barkyoub  
Public/Community Relations Manager . . . . . Lesley Factor

## GENERAL INFORMATION

Team Colors . . . . . Chartreuse, Black, Purple, Red and Silver  
Arena . . . . . US Airways Center (9,473)  
Radio Station . . . . . phoenixmercury.com  
Television . . . . . Fox Sports Net-Arizona  
Official Web Site . . . . . www.PhoenixMercury.com

## BACKGROUND

Founded . . . . . 1997  
2009 Record . . . . . 23-11, 1st in Western Conference  
2009 Playoffs . . . . . WNBA Champions – Defeated Indiana in WNBA Finals

## SHOCK VS. PHOENIX MERCURY

NO	PLAYER	GP-GS	MIN	FGM-FGA	FG%	FTM-FTA	FT%	OFF	DEF	TOT/AVG	AST	PF-DQ	STL	TO	BLK	PTS/AVG	
4	Holt, A.	4-0	84:40	18-33	0.545	2-8	0.250	16-17	0.941	5	6	11/28	5	9	0	1	54/13.5
45	Braxton, K.	4-2	55:47	23-37	0.622	0-1	0.000	5-8	0.625	4	12	16/40	9	8	5	9	51/12.8
0	Crossley, S.	4-3	85:01	16-38	0.421	11-22	0.500	2-3	0.667	1	4	5/13	12	4	2	6	45/11.3
23	Penson, P.	1-0	10:20	4-6	0.667	0-0	0.000	3-3	1.000	0	1	1/10	1	3	0	2	11/11.0
5	Robinson, S.	4-4	85:52	16-45	0.356	2-11	0.182	8-9	0.889	5	3	8/20	5	10	6	7	42/10.5
12	Latta, I.	2-2	63:34	7-22	0.318	4-10	0.400	3-4	0.750	0	2	2/10	10	4	1	5	21/10.5
21	Lacy, J.	3-1	64:51	11-34	0.458	1-6	0.167	6-8	0.750	2	9	11/37	3	12	0	7	29/9.7
11	Black, C.	4-4	105:34	16-34	0.471	0-0	0.000	4-14	0.286	11	22	33/83	4	8	3	8	36/9.0
8	Brown, K.	3-0	55:18	7-15	0.467	5-8	0.625	3-4	0.750	1	7	8/27	12	5	1	2	22/7.3
33	Jackson, T.	2-2	52:38	4-18	0.222	0-0	0.000	6-6	1.000	8	7	15/75	4	3	3	1	14/7.0
3	Lacy, N.	2-0	44:59	5-12	0.417	0-0	0.000	1-2	0.500	2	8	10/50	8	7	2	5	11/5.5
22	Hornbuckle, A.	2-2	40:55	3-8	0.375	1-4	0.250	2-2	1.000	3	7	10/50	9	4	0	4	9/4.5
21	Thompson, A.	1-0	07:57	0-2	0.000	0-0	0.000	3-4	0.750	0	2	2/20	1	0	1	0	3/3.0
20	Jones, M.	4-0	32:53	4-10	0.400	0-2	0.000	1-2	0.500	6	3	9/23	2	4	3	4	9/2.3
1	Zellous, S.	1-0	09:42	1-6	0.167	0-2	0.000	0-0	0.000	0	0	0/0	1	1	0	0	2/2.0
Team										34				4			
Tulsa Shock		4-20	8000:0	135-310	0.435	26-74	0.351	63-86	0.733	48	93	175/438	86	82	20	35	898
Team										34				0			
OPPO NENTS		4-20	8000:0	161-314	0.513	47-106	0.443	77-90	0.856	40	115	189/473	110	82	24	44	1115

## 2011 SCHEDULE

7/8 v Phoenix  
7/10 @ Phoenix  
8/30 v Phoenix  
9/8, @ Phoenix

## ALL-TIME SERIES RECORDS

	TOTAL	HOME	ROAD
Regular Season	10-18	6-9	4-13
Post-Season	2-3	1-2	1-1
TOTAL	12-21	7-11	5-14

## CURRENT STREAKS (REGULAR SEASON ONLY)

SITE	LAST WIN	SCORE	LAST LOSS	SCORE	STREAK
At home	9/1/09	101-99	7/22/10	91-123	Lost 2
On the road	6/14/08	89-79	7/17/10	88-97	Lost 3
Overall	9/1/09	101-99	7/22/10	91-123	Lost 4

## SERIES FACTS (REGULAR SEASON ONLY)

Largest Winning Margin . . . . . 29, vs. Phoenix, July 8, 2007 (111-82)  
Largest Losing Margin . . . . . 28, vs. Phoenix, September 8, 2007\* (70-98)  
Most Points Scored . . . . . 111, vs. Phoenix, July 8, 2007 (111-82)  
Most Points Allowed . . . . . 108, vs. Phoenix, September 16, 2007\* (92-108)  
Fewest Points Scored . . . . . 51, at Phoenix, August 16, 2005 (51-58)  
Fewest Points Allowed . . . . . 58, at Phoenix, August 16, 2005 (51-58)  
\* Denotes Playoff Game

## SHOCK INDIVIDUAL RECORDS

Points . . . . . 35, Tasha Humphrey @ Phoenix, June 14, 2008  
Rebounds . . . . . 15, Cheryl Ford @ Phoenix, August 13, 2003  
Assists . . . . . 15, Alexis Hornbuckle @ Phoenix, June 14, 2008  
Shannon Johnson vs. Phoenix, July 8, 2007  
Sandy Brondello vs. Phoenix, July 8, 1998  
8, Deanna Nolan @ Phoenix, June 14, 2008

## MERCURY INDIVIDUAL RECORDS

Points . . . . . 35, Diana Taurasi vs Phoenix, May 25, 2010  
Rebounds . . . . . 14, Candice Dupree vs Phoenix, May 25, 2010  
Assists . . . . . 9, Tamicha Jackson vs. Phoenix, June 28, 2003

## 2010 RESULTS

May 25 PHOENIX	L 96-110	0-3	1-0	1-3	Holt-20	Black-12	N. Lacy-7	Taurasi-35
Jun 12 @Phoenix	L 84-116	2-3	1-3	3-6	Crossley-17	Hornbuckle-8	Braxton-4	Dupree-18
Jul 17 @Phoenix	L 88-97	2-9	2-7	4-16	Robinson-15	Black-13	Brown-7	Taylor-29
Jul 22 PHOENIX	L 91-123	2-10	2-8	4-18	Braxton-18	Jackson-9	Latta-6	Taurasi-26

## ALL-TIME VS. PHOENIX

**1998**  
July 8 Pho L 76-78  
July 15 @ Pho L 60-73  
Aug. 14 @ Pho L 59-84

**1999**  
June 26 Pho L 60-66  
Aug. 11 @ Pho L 57-68

**2000**  
July 6 @ Pho L 69-81

**2001**  
June 29 Pho W 75-71  
July 26 @ Pho L 62-63

**2002**  
June 13 @ Pho L 67-70  
Aug. 4 Pho W 91-75

**2003**  
June 28 Pho L 65-68  
Aug. 13 @ Pho W 78-76

**2004**  
Sept. 1 Pho L 58-63  
Sept. 11 @ Pho W 80-72

**2005**  
July 31 Pho W 66-63  
Aug. 16 @ Pho L 51-58

**2006**  
June 9 @ Pho L 79-93  
July 6 Pho L 76-91

**2007**  
June 22 @ Pho W 87-84  
July 8 Pho W 111-82  
Sept. 5 Pho \* W 108-100  
Sept. 8 Pho \* L 70-98  
Sept. 11 @ Pho \* W 88-83  
Sept. 13 @ Pho \* L 76-77  
Sept. 16 Pho \* L 92-108

**2008**  
June 14 @ Pho W 89-79  
Sept. 9 Pho W 89-78

**2009**  
Jul 18 @ Pho L 90-97 (OT)  
Sept. Pho W 101-99

**2010**  
May 25 v Phoenix L 96-110  
June 12 @ Phoenix L 84-116  
July 17 @ Phoenix L 88-97  
July 22 v Phoenix L 91-123

\*Denotes Playoff Game





AT&T Center  
One AT&T Center  
San Antonio, TX 78219  
Tel: (210) 444-5000 | Fax: (210) 444-5003



**DAN HUGHES**  
HEAD COACH

## DIRECTORY

Owner . . . . . Spurs Sports & Entertainment  
Chairman & CEO . . . . . Peter Holt  
Executive Vice President/Business Operations, Governor . . . . . Russ Bookbinder  
General Manager/Head Coach . . . . . Dan Hughes  
Assistant Coaches . . . . . Sandy Brondello, Olaf Lange  
Head Athletic Trainer . . . . . Tonya Holley  
Strength and Conditioning Coach . . . . . Mike Ekanem  
Equipment Manager . . . . . Will Grove  
Media Service Manager . . . . . Leigh Anne Gullett

## GENERAL INFORMATION

Team Colors . . . . . Silver and Black  
Arena . . . . . AT&T Center (18,797)  
Radio Station . . . . . KTKR 760-AM  
Television . . . . . KMYS (My35)  
Official Web Site . . . . . [www.sasilverstars.com](http://www.sasilverstars.com)

## BACKGROUND

Founded . . . . . 1997 Utah Starzz, 2003 San Antonio Silver Stars  
2009 Record . . . . . 15-19, 4th in Western Conference  
2009 Playoffs . . . . . Lost in First Round to Phoenix

## SHOCK VS. SILVER STARS

NO	PLAYER	GP-GS	MIN	FGM- FGA	FG%	FTM- FTA	FT%	OFF	DEF	TOTAL G	AST	PF-DQ	STL	TO	BLK	PTS/AVG		
12	Latta, J.	3-3	86:05	17-29	0.586	8-11	0.727	5-6	0.833	0	1	10:3	12	6-0	6	3	0	47/15.7
45	Braxton, K.	3-2	33:54	15-26	0.577	0-1	0.000	7-9	0.778	2	15	17:5.7	4	10-0	1	6	2	37/12.3
5	Robinson, S.	5-5	119:32	20-41	0.488	8-12	0.667	7-10	0.700	6	6	12:24	10	15-0	9	11	0	55/11.0
30	Ohlde, N.	2-2	57:22	7-14	0.500	0-0	0.000	5-6	0.833	3	7	10:5.0	4	5-0	0	5	2	19/9.5
33	Jackson, T.	3-3	75:56	9-20	0.450	0-0	0.000	10-11	0.909	8	9	17:5.7	8	4-0	4	8	1	28/9.3
22	Hornbuckle, A.	2-0	42:17	8-17	0.471	1-4	0.250	0-0	0.000	2	8	10:5.0	4	5-0	6	2	0	17/8.5
23	Peterson, P.	2-0	18:28	6-11	0.545	1-2	0.500	2-2	1.000	1	4	5:2.5	1	3-0	1	5	0	15/7.5
4	Holt, A.	5-1	11:32	15-36	0.417	3-13	0.231	3-3	1.000	5	14	19:3.8	10	7-0	3	8	1	36/7.2
32	McCants, R.	2-1	28:04	5-11	0.455	3-7	0.429	1-2	0.500	1	3	4:2.0	2	4-0	1	3	0	14/7.0
21	Lacy, J.	4-1	54:54	9-16	0.563	2-7	0.286	2-2	1.000	2	5	7:1.8	4	9-0	5	8	0	22/5.5
3	Lacy, N.	2-1	27:52	5-12	0.417	0-1	0.000	1-3	0.333	0	1	1:0.5	5	0-0	4	4	0	11/5.5
11	Black, C.	5-2	84:11	13-21	0.619	0-0	0.000	1-2	0.500	5	14	19:3.8	3	9-0	3	6	10	27/5.4
8	Brown, K.	4-0	73:12	7-14	0.500	2-4	0.500	5-5	1.000	1	7	8:2.0	11	4-0	5	10	0	21/5.3
0	Crossley, S.	5-3	99:31	11-36	0.306	1-16	0.063	2-4	0.500	2	2	4:0.8	7	7-0	3	7	1	25/5.0
20	Jones, M.	5-0	38:07	3-8	0.375	0-0	0.000	3-4	0.750	1	2	3:0.6	1	4-0	1	3	1	9/4.8
1	Zellous, S.	1-1	23:46	0-8	0.000	0-2	0.000	0-0	0.000	0	1	1:1.0	4	3-0	0	1	0	0.0.0
21	Thompson, A.	1-0	07:23	0-1	0.000	0-0	0.000	0-0	0.000	2	1	3:3.0	0	0-0	0	0	0	0.0.0
Team										22				3				
Tulsa Shock		5-25	1000:0	150-321	0.467	29-80	0.362	54-69	0.783	41	100	163.5/26	90	95-0	52	93	18	383/76.6
Team										36				4				
OPPO ENTS		5-25	1000:0	160-323	0.495	34-90	0.378	81-113	0.717	61	121	218.4/36	109	74-0	54	93	11	435/87.0



## 2011 SCHEDULE

6/4 @ San An  
6/10 vs San An  
8/6 @ San An  
9/11 v San An

## ALL-TIME SERIES RECORDS

	TOTAL	HOME	ROAD
Regular Season	16-12	7-6	9-6
Post-Season	3-0	1-0	2-0
<b>TOTAL</b>	<b>19-12</b>	<b>8-7</b>	<b>11-5</b>

## CURRENT STREAKS (REGULAR SEASON ONLY)

SITE	LAST WIN	SCORE	LAST LOSS	SCORE	STREAK
At home	8/23/09	99-84	7/30/11	85-101	Lost 1
On the road	7/16/10	75-70	8/13/10	74-94	Lost 1
Overall	7/16/10	75-70	8/13/10	74-94	Lost 1

## SERIES FACTS (REGULAR SEASON ONLY)

Largest Winning Margin . . . . . 19, at San Antonio, June 7, 2003 (74-55)  
Largest Losing Margin . . . . . 20, at San Antonio, August 13, 2010 (74-94)  
Most Points Scored . . . . . 99, vs. San Antonio, July 1, 2003 (99-88)  
Most Points Allowed . . . . . 99, vs. San Antonio, Aug 23, 2009 (99-84)  
Most Points Allowed . . . . . 104, at San Antonio (Utah), July 6, 1999 (94-104, 2OT)  
Fewest Points Scored . . . . . 60, at San Antonio, August 13, 2005 (60-59)  
Fewest Points Allowed . . . . . 55, at San Antonio, June 7, 2003 (74-55)

## SHOCK INDIVIDUAL RECORDS

Points . . . . . 33, Sandy Brondello @ Utah (2OT), 7/6/99  
Rebounds . . . . . 22, Cheryl Ford @ San Antonio, 5/22/04  
Assists . . . . . 10, Deanna Nolan vs. San Antonio, 5/24/05

## SILVER STARS INDIVIDUAL RECORDS

Points . . . . . 32, Becky Hammon, vs. San Antonio 8/29/09  
Rebounds . . . . . 16, Erin Buescher vs. San Antonio, 7/1/07  
Assists . . . . . 16, Margo Dydek @ Utah (2OT), 7/6/99  
Assists . . . . . 10, Debbie Black @ Utah (2OT), 7/6/99

## 2010 RESULTS

May 20 SAN ANTONIO L 74- 83 0-2 0-0 0-2 Braxton-15 Braxton-6 Zellous-4 Young-23  
Holt-6  
Jun 11 @San Antonio L 75- 87 2-3 1-2 3-5 Braxton-14 Black-9 N. Lacy-5 Holdsclaw-19  
Jul 16 @San Antonio W 75- 70 2-9 2-6 4-15 Latta-15 Braxton-5 Latta-4 Holdsclaw-22  
Jul 30 SAN ANTONIO L 85-101 2-12 2-9 4-21 Latta-19 Jackson-7 Brown-5 Hammon-20  
Aug 13 @San Antonio L 74- 94 3-12 2-13 5-25 Robinson-14 Jackson-5 Latta-5 Holdsclaw-18

## ALL-TIME VS. SAN ANTONIO

### 1998

July 13 @ Utah W 74-67  
July 17 Utah W 79-67  
Aug. 10 @ Utah W 77-73

### 1999

July 6 @ Utah (2OT) L 94-104  
July 21 Utah W 86-77

### 2000

July 7 @ Utah W 73-69  
2001  
Aug. 7 Utah L 69-76

### 2002

July 8 @ Utah L 76-94  
July 23 Utah L 75-86

### 2003

June 7 @ SA W 74-55  
July 1 SA W 99-88

### 2004

May 22 @ SA W 73-60  
July 18 SA W 77-71

### 2005

May 24 SA W 74-65  
Aug. 13 @ SA W 60-59

### 2006

June 27 @ SA W 63-59  
July 16 SA W 77-67

### 2007

July 1 SA L 68-71  
July 31 @ SA W 84-79

### 2008

July 1 @ SA (OT) L 72-79  
July 27 SA L 64-76  
Oct. 1 @ SA \* W 77-69  
Oct. 3 @ SA \* W 69-61  
Oct. 5 SA \* W 76-61

### 2009

Aug. 23 SA W 99-84  
Aug. 29 @ SA L 88-100 (OT)

### 2010

May 20 v San An L 74-83  
June 11 @ San An L 75-87  
July 30 v San An L 85-101  
August 13 @ San An L 74-94





3421 Thorndyke Ave. W.  
Seattle, WA 98119

Tel: (206) 217-WNBA | Fax: (206) 281-5177



**BRIAN AGLER**  
HEAD COACH

## DIRECTORY

Ownership . . . . . Force 10 Hoops L.L.C.  
Chairperson . . . . . Anne Levinson  
Chief Executive Officer, Storm . . . . . Karen Bryant  
Head Coach & Director of Player Personnel . . . . . Brian Agler  
Assistant Coaches . . . . . Shelley Patterson, Nancy Darsch  
Director of Basketball Operations . . . . . Missy Bequette  
Head Athletic Trainer . . . . . Tom Spencer  
Strength & Conditioning Coach . . . . . TBD  
Equipment Manager/Video Coordinator . . . . . Danielle Yellam  
Public Relations Manager . . . . . Jennifer Carroll

## GENERAL INFORMATION

Team Colors . . . . . Storm Green, Storm Gold, Storm Red, Storm Bronze  
Arena . . . . . KeyArena at Seattle Center (9,686)  
Radio Station . . . . . sportsRadio KKNW 1150 AM  
Television . . . . . TBD  
Official Web Site . . . . . www.storm.wnba.com

## BACKGROUND

Founded . . . . . 2000  
2009 Record . . . . . 20-14, 2nd in Western Conference  
2009 Playoffs . . . . . Lost in First Round to Los Angeles

## SHOCK VS. SEATTLE STORM

NO	PLAYER	GP-GS	MIN	FGM-FGA	FG%	FGM-FGA	FG%	FTM-FTA	FT%	OFF	DEF	TOT/AVG	AST	PF-DQ	STL	TO	BLK	PTS/AVG
5	Robinson, S	4-4	94:37	19-43	0.442	2-11	0.182	11-11	1.000	5	9	14/3.5	2	8-0	7	13	1	51/12.8
0	Croesley, S	3-0	55:23	13-24	0.542	9-14	0.643	1-2	0.500	0	2	20/7	2	1-0	4	4	0	36/12.0
12	Latta, I	3-3	75:00	10-27	0.370	2-12	0.167	10-11	0.909	3	3	6/2.0	10	4-0	5	7	0	32/10.7
33	Jackson, T	4-4	107:14	11-23	0.478	1-1	1.000	10-14	0.714	2	21	23/5.8	8	9-0	5	7	1	33/8.3
45	Braxton, K	1-0	08:05	2-2	1.000	0-0	0.000	3-4	0.750	0	0	0/0.0	0	1-0	0	3	0	7/2.0
4	Holt, A	4-1	66:17	7-28	0.250	4-12	0.333	9-12	0.750	3	5	8/2.0	3	7-0	7	4	0	27/6.8
30	Childe, N	3-2	83:24	7-16	0.438	0-0	0.000	4-4	1.000	4	5	9/3.0	0	11-1	3	8	2	18/6.0
22	Hornbuckle, A	2-0	31:47	4-10	0.400	1-3	0.333	1-2	0.500	0	2	2/1.0	3	4-0	4	2	0	10/5.0
8	Brown, K	4-1	73:16	5-20	0.250	2-7	0.286	6-6	1.000	1	5	6/1.5	6	6-0	4	4	0	18/4.5
32	McCauley, R	2-2	43:42	3-16	0.188	2-9	0.222	1-2	0.500	1	5	6/3.0	3	7-0	1	1	2	9/4.5
11	Black, C	4-2	63:08	7-14	0.500	0-0	0.000	1-2	0.500	6	8	15/3.8	0	5-0	2	6	4	15/3.8
21	Lacy, J	4-1	60:22	4-16	0.250	2-7	0.286	4-4	1.000	1	1	2/0.5	3	7-0	5	3	1	14/3.5
20	Jones, M	3-0	25:49	3-6	0.500	0-0	0.000	2-3	0.667	2	2	4/1.3	2	3-0	1	4	0	8/2.7
3	Lacy, N	1-0	08:00	1-2	0.500	0-0	0.000	0-0	0.000	0	0	0/0.0	2	2-0	1	2	0	2/2.0
Team											23				3			
Tulsa Shock		4-20	800:0	96-247	0.389	25-76	0.329	63-77	0.818	28	69	120/30.0	44	75-1	49	71	11	280/7.0
Team											30				4			
OPPONENTS		4-20	800:0	118-258	0.457	36-92	0.391	72-88	0.818	57	114	201/50.3	73	91-2	38	86	15	344/8.0

## 2011 SCHEDULE

### ALL-TIME SERIES RECORDS

	TOTAL	HOME	ROAD
Regular Season	11-11	6-5	5-6
Post-Season	--	--	--
<b>TOTAL</b>	<b>11-11</b>	<b>6-5</b>	<b>5-6</b>

### CURRENT STREAKS (REGULAR SEASON ONLY)

SITE	LAST WIN	SCORE	LAST LOSS	SCORE	STREAK
At home	8/3/10	84-75	6/27/10	72-83	Won 1
On the road	7/15/09	66-63	8/7/10	65-111	Lost 1
Overall	8/3/10	84-75	8/7/10	65-111	Lost 1

### SERIES FACTS (REGULAR SEASON ONLY)

Largest Winning Margin	. . . . . 27, vs. Seattle, June 20, 2007 (97-70)
Largest Losing Margin	. . . . . 46, vs Seattle, August 7, 2010 (65-111)
Most Points Scored	. . . . . 97, vs. Seattle, June 20, 2007 (97-70)
Most Points Allowed	. . . . . 111, at Seattle, August 7, 2010 (65-111)
Fewest Points Scored	. . . . . 59, vs. Seattle, July 28, 2002 (59-72)
	. . . . . vs Seattle, 7/25/2010 (59-75)
Fewest Points Allowed	. . . . . 56, vs. Seattle, July 12, 2000 (61-56)

### SHOCK INDIVIDUAL RECORDS

Points	. . . . . 33, Katie Smith vs. Seattle, June 4, 2008
Rebounds	. . . . . 18, Cheryl Ford @ Seattle, July 28, 2006
Assists	. . . . . 8, Deanna Nolan vs. Seattle, June 4, 2008

### STORM INDIVIDUAL RECORDS

Points	. . . . . 36, Lauren Jackson August 18, 2009
Rebounds	. . . . . 13, Lauren Jackson @ Seattle, August 17, 2003
	. . . . . 13, Ashley Robinson vs. Seattle, July 28, 2006
Assists	. . . . . 8, Sue Bird vs. Seattle, September 8, 2004
	. . . . . 8, Sue Bird vs. Seattle, June 4, 2008
	. . . . . 8, Sue Bird @ Seattle, June 7, 2008

### 2010 RESULTS

Jun 27 SEATTLE	L 72-83	2-6	1-5	3-11	Robinson-16	Jackson-8	Brown-3	Jackson-24
Jul 25 @Seattle	L 59-75	2-10	2-9	4-19	Crossley-19	Robinson-6	Brown-2	Jackson-16
Aug 3 SEATTLE	W 84-75	3-12	2-10	5-22	Robinson-21	Jackson-5	Latta-7	Bird-19
					Jackson-9			
Aug 7 @Seattle	L 65-111	3-12	2-12	5-24	Latta-14	Jackson-6	Jackson-2	Abrosimova-20
					Jones-2			
					Latta-2			

## ALL-TIME VS. SEATTLE

### 2000

June 28	@ SEA	W	82-78
July 12	SEA	W	61-56

### 2001

July 24	@ SEA (OT)	L	69-74
---------	------------	---	-------

### 2002

July 28	SEA	L	59-72
---------	-----	---	-------

### 2003

July 18	SEA	W	74-61
Aug. 17	@ SEA	W	95-86

### 2004

July 10	SEA	W	70-65
Sept. 8	@ SEA	L	67-86

### 2005

June 8	SEA	L	61-76
July 23	@ SEA	L	71-74

### 2006

July 28	@ SEA	W	77-67
Aug. 8	SEA	L	79-81

### 2007

June 20	@ SEA	W	87-71
Aug. 9	SEA	W	97-70

### 2008

June 4	SEA	W	77-67
June 7	@ SEA	L	67-75


### 2009

July 15	@SEA	W	66-63
Aug. 18	SEA	L	75-79

### 2010

June 27	v Seattle	L	72-83
July 25	@ Seattle	L	59-75
August 3	v Seattle	W	84-75
August 7	@Seattle	L	65-111





Verizon Center  
601 F ST NW, 3rd Floor  
Washington, DC 20004  
Tel: (202) 527-5740 | Fax: (202) 827-7539



**TRUDI LACEY**  
HEAD COACH

## DIRECTORY

Owner . . . . . Lincoln Holdings LLC  
Chairman . . . . . Ted Leonsis  
President & Managing Partner . . . . . Sheila C. Johnson  
Chief Operating Officer . . . . . Greg Bibb  
General Manager & Vice President . . . . . Angela Taylor  
Head Coach . . . . . Julie Plank  
Assistant Coaches . . . . . Lubomir Lichoncsak, Trudi Lacey, Vicky Bullett  
Certified Athletic Trainer . . . . . Navin Hettiarachchi  
Strength & Conditioning Coach . . . . . Lisa Ciaravella  
Basketball Operations Coordinator . . . . . Natalia Isaac  
Manager, Team Operations . . . . . Mikhail Ovechkin  
Equipment Manager . . . . . Cassandra Lockett  
Vice President, Communications . . . . . Ketsia Colimon

## GENERAL INFORMATION

Team Colors . . . . . Black, Blue and Bronze  
Arena . . . . . Verizon Center (10,152)  
Radio Station . . . . . www.washingtonmystics.com  
Television . . . . . www.washingtonmystics.com  
Official Web Site . . . . . www.washingtonmystics.com

## BACKGROUND

Founded . . . . . 1998  
2009 Record . . . . . 16-18, T4th in Eastern Conference  
2009 Playoffs . . . . . Lost in First Round to Indiana

## SHOCK VS. WASHINGTON MYSTIC

NO	PLAYER	GP-GS	MIN	FGM-FGA	FG%	FTM-FTA	FT%	OFF	DEF	TOT/AV G	AST	PF-DQ	STL	TD	BLK	PTS/AV G		
5	Robinson, S	2-2	61:05	7-23	0.304	0-3	0.000	11-13	0.846	1	3	42.0	1	7.0	4	6	0	25/12.5
33	Jackson, T	2-2	47:08	6-18	0.333	0-0	0.000	6-6	1.000	3	9	12.0	0	4.0	2	4	0	18/9.0
0	Crossley, S	2-0	46:10	6-16	0.375	4-8	0.500	1-2	0.500	0	4	42.0	2	0.0	4	3	1	17/8.5
4	Holt, A	1-1	19:00	3-5	0.600	1-3	0.333	0-1	0.000	1	4	5.0	2	2.0	0	3	0	7/7.0
21	Lacey, J	2-0	37:08	2-10	0.200	1-3	0.333	8-11	0.727	3	4	73.5	0	4.0	1	2	1	13/6.5
30	Ohlde, N	1-0	16:55	3-6	0.500	0-0	0.000	0-0	0.000	1	2	3.0	1	4.0	2	2	1	6/6.0
32	McCants, B	1-0	09:23	3-7	0.429	0-1	0.000	0-1	0.000	1	0	11.0	0	4.0	0	0	1	6/6.0
8	Brown, K	2-1	48:00	4-14	0.286	1-3	0.333	2-2	1.000	1	4	52.5	5	7.0	2	4	0	11/5.5
12	Latta, I	1-1	21:01	0-7	0.000	0-3	0.000	4-4	1.000	0	1	11.0	0	0.0	0	1	0	4/4.0
20	Jones, M	2-0	17:36	3-4	0.750	0-0	0.000	0-0	0.000	0	2	21.0	0	0.0	2	1	1	6/3.0
3	Lacey, N	1-0	07:28	1-2	0.500	0-0	0.000	0-0	0.000	1	2	3.0	0	2.0	1	1	0	2/2.0
11	Black, C	2-2	48:06	0-4	0.000	0-0	0.000	1-4	0.250	4	5	94.5	2	5.0	2	2	8	1/0.5
22	Hornbuckle, A	1-1	14:31	0-4	0.000	0-0	0.000	0-0	0.000	0	3	3.0	0	5.0	1	4	1	0/0.0
45	Braxton, K	1-0	06:29	0-3	0.000	0-0	0.000	0-0	0.000	1	0	11.0	1	2.0	1	2	0	0/0.0
Team										21				2				
Tulsa Shock	2-10	40:00	38-123	0.309	7-24	0.292	33-44	0.750	17	43	81.40/5	14	46-0	22	37	14	116/58.0	
Team										15				3				
OPPO NENTS	2-10	40:00	33-131	0.405	12-37	0.324	38-49	0.776	32	57	104.5/20	35	37-0	20	36	4	156/78.0	



## 2011 SCHEDULE

6/18 vs Washington

6/26 @ Washington

## ALL-TIME SERIES RECORDS

	TOTAL	HOME	ROAD
Regular Season	25-20	13-8	12-12
Post-Season	--	--	--
<b>TOTAL</b>	<b>25-20</b>	<b>13-8</b>	<b>12-12</b>

## CURRENT STREAKS (REGULAR SEASON ONLY)

SITE	LAST WIN	SCORE	LAST LOSS	SCORE	STREAK
At home	9/11/08	78-66	7/3/10	54-69	Lost 2
On the road	8/11/09	81-77	8/1/10	62-87	Lost 1
Overall	8/11/09	81-77	8/1/10	62-87	Lost 1

## SERIES FACTS (REGULAR SEASON ONLY)

Largest Winning Margin	37, at Washington, June 14, 2003 (93-56)
	37, at Washington, July 18, 2008 (99-62)
Largest Losing Margin	25, at Washington, July 11, 1998 (53-78)
	25, at Washington, August 1, 2010 (62-87)
	25, at Washington, June 19, 2000 (55-80)
Most Points Scored	99, at Washington, July 18, 2008 (99-62)
Most Points Allowed	96, at Washington, August 4, 2000 (72-96)
Fewest Points Scored	53, at Washington, July 11, 1998 (53-78)
Fewest Points Allowed	52, at Washington, July 11, 2001 (64-52)
	52, vs Washington, August 21, 2005 (66-52)

## SHOCK INDIVIDUAL RECORDS

Points	26, Deanna Nolan @ Washington, June 29, 2007
	26, Deanna Nolan @ Washington, July 18, 2008
Rebounds	18, Cheryl Ford @ Washington, July 7, 2005
Assists	9, Katie Smith vs. Washington, June 24, 2006

## MYSTIC INDIVIDUAL RECORDS

Points	27, Chamique Holdsclaw vs. Washington, July 27, 2003
	27, Chamique Holdsclaw vs. Washington, June 22, 2003
Rebounds	16, Chamique Holdsclaw vs. Washington, July 10, 1999 (2ot)
Assists	9, Andrea Nagy vs. Washington, July 10, 1999 (2ot)

## 2010 RESULTS

Jul 3 WASHINGTON	L 54-69	2-8	1-5	3-13	Robinson-16	Black-5	Brown-2	Currie-17
Aug 1 @Washington	L 62-87	2-12	2-10	4-22	Jackson-14	Jackson-7	Brown-3	Currie-15

## ALL-TIME VS. WASHINGTON

### TOT

### 1998

June 21	@ WASH	W	70-57
June 25	WASH	W	79-71
July 11	@ WASH	L	53-78
July 22	WASH	W	76-71

### 1999

June 18	@ WASH	W	76-69
July 10	WASH (OT)	L	78-83
July 16	@ WASH	W	78-68
Aug. 2	WASH	L	70-75

### 2000

June 19	@ WASH	L	55-80
June 24	WASH	L	70-76
Aug. 4	@ WASH	L	72-96

### 2001

June 14	WASH	W	80-65
July 11	@ WASH	W	64-52
Aug. 10	WASH	W	69-63

### 2002

June 18	@ WASH	L	67-75
July 18	@ WASH	L	59-63
July 25	WASH	W	64-58

### 2003

June 14	@ WASH	W	93-56
July 27	WASH	W	81-71
Aug. 6	@ WASH	L	81-92
Aug. 25	WASH	W	68-60

### 2004

June 2	WASH	L	63-65
June 11	@ WASH	W	74-60
June 22	WASH	L	72-78
July 28	@ WASH	W	73-65

### 2005

June 24	WASH	L	55-69
July 7	@ WASH	W	76-62
Aug. 21	WASH	W	66-52
Aug. 27	@ WASH	L	67-76

### 2006

June 3	@ WASH	L	68-92
June 24	WASH	W	92-86
Aug. 11	@ WASH	L	66-78

### 2007

May 30	WASH	W	94-79
June 29	@ WASH	L	64-65
July 21	WASH	W	66-58
July 28	@ WASH	W	76-64

### 2008

July 11	WASH	W	79-66
July 18	@ WASH	W	99-62
Sept. 6	@ WASH	W	84-69
Sept. 11	WASH	W	78-66

### 2009

June 10	WASH	L	69-75
Aug 7	@ WASH	L	66-70
Aug 11	@ WASH	W	81-77

### 2010

July 3	WASH	L	54-69
August 1	@ WASH	L	62-87

		1998	1999	2000	2001	2002	2003	2004	2005	2006	2007	2008	2009	2010
OPPONENT	OVERALL %	W/L	W/L	W/L	W/L	W/L	W/L	W/L	W/L	W/L	W/L	W/L	W/L	W/L
Atlanta	4/5 0.444	-	-	-	-	-	-	-	-	-	-	3/0	1/3	0/2
Charlotte	15/16 0.484	1/3	2/2	2/1	1/2	1/2	0/3	4/0	2/2	2/1	-	-	-	-
Chicago	13/4 0.812	-	-	-	-	-	-	-	-	4/0	3/1	1/2	4/0	1/1
Cleveland	12/9 0.571	2/2	3/1	1/2	1/2	1/2	4/0	-	-	-	-	-	-	-
Connecticut	19/9 0.678	-	-	-	-	-	4/0	1/3	3/1	3/0	4/0	2/1	2/2	0/2
Houston	5/14 0.263	0/2	0/2	0/1	0/2	0/1	0/1	1/1	0/2	2/0	1/1	1/1	-	-
Indiana	19/19 0.500	-	-	3/0	0/3	1/2	3/1	2/2	1/3	2/2	2/2	3/0	1/3	1/1
Los Angeles	10/16 0.384	3/0	1/1	0/2	0/1	0/1	1/0	0/2	1/1	1/1	2/0	0/2	1/1	0/4
Miami	4/5 0.444	-	-	2/1	1/2	1/2	-	-	-	-	-	-	-	-
Minnesota	11/13 0.458	-	1/1	0/1	0/1	1/1	1/0	0/2	1/1	2/0	1/1	1/1	1/1	2/3
New York	25/20 0.555	2/2	2/2	2/1	0/3	1/2	4/0	2/2	3/1	2/1	2/2	3/1	2/1	0/2
Orlando	4/9 0.308	-	3/1	0/3	1/2	0/3	-	-	-	-	-	-	-	-
Phoenix	10/18 0.357	0/3	0/2	0/1	1/1	1/1	1/1	1/1	1/1	0/2	2/0	2/0	1/1	0/4
Portland	2/2 0.500	-	-	0/1	2/0	0/1	-	-	-	-	-	-	-	-
Sacramento	11/11 0.450	3/0	0/2	1/1	0/1	1/0	0/1	1/1	0/2	1/1	1/1	1/1	2/0	-
San Antonio	10/8 0.555	-	-	-	-	-	1/0	2/0	2/0	2/0	1/1	0/2	1/1	1/4
Seattle	12/10 0.545	-	-	2/0	0/1	0/1	2/0	1/1	0/2	1/1	2/0	1/1	1/1	2/2
Utah	5/4 0.556	3/0	1/1	1/0	0/1	0/2	-	-	-	-	-	-	-	-
Washington	25/20 0.555	3/1	2/2	0/3	3/0	1/2	3/1	2/2	2/2	1/2	3/1	4/0	1/2	0/2
<b>Totals</b>	<b>215/213 0.502</b>	<b>17/13</b>	<b>15/17</b>	<b>14/18</b>	<b>10/22</b>	<b>9/23</b>	<b>24/8</b>	<b>17/17</b>	<b>16/18</b>	<b>23/11</b>	<b>24/10</b>	<b>22/12</b>	<b>18/16</b>	<b>6/28</b>
		<b>0.567</b>	<b>0.469</b>	<b>0.438</b>	<b>0.313</b>	<b>0.281</b>	<b>0.750</b>	<b>0.500</b>	<b>0.471</b>	<b>0.676</b>	<b>0.706</b>	<b>0.647</b>	<b>.529</b>	<b>.214</b>



**MISCELLANEOUS**



Tulsa is nestled in the northeastern quadrant of Oklahoma, right in the heart of “Green Country.” The rolling green hills and wooded terrain of the city lies at an elevation of 700 feet above sea level and offers a temperate climate. Tulsans enjoy 227 days of sunshine a year and an average daily temperature of 61 degrees. The rainfall average is approximately 40 inches, and continually changing conditions occur in the city during all four seasons.

Our city boasts a widely diversified business base, including aerospace, telecommunications, manufacturing, construction, high technology, healthcare, education, transportation and energy.

Tulsa, one of “America’s Most Livable Communities,” is known as the Mecca for arts in Oklahoma. Art deco masterpieces are prevalent in many of our downtown buildings and churches.

Spectacular works of art dot the trails of our beautiful River Parks. From the Tulsa Ballet and Tulsa Opera, to Broadway plays and musicals at the Performing Arts Center, to the Philbrook and the largest collection of Western American art at the Gilcrease, Tulsa’s rich cultural legacy greatly enhances our citizen’s quality of life.

The Tulsa Port of Catoosa is acclaimed as one of the largest, most inland river-ports in the United States. The Tulsa International Airport offers direct service to most major U.S. cities and is another important contributor to our economic growth.

Ten higher education facilities serve the metropolitan Tulsa area. Options range from community college and vocational studies to undergraduate, graduate, and professional degree programs at both public and private universities.





The BOK Center, or Bank of Oklahoma Center, is a 19,199-seat multi-purpose arena and a primary indoor sports and event venue in Tulsa, Oklahoma. Designed to accommodate arena football, hockey, basketball, concerts, and similar events, the facility was built at a cost of \$178 million in public funds and an additional \$18 million in privately-funded upgrades. Ground was broken on August 31, 2005 and a ribbon cutting involving Tulsa musicians Garth Brooks and Hanson took place on August 30, 2008.

Designed by Cesar Pelli, the architect of the Petronas Towers in Malaysia, the BOK Center is the flagship project of Tulsa County's Vision 2025 long-range development initiative.

Location	200 South Denver
	Tulsa, Oklahoma, U.S.A.
Broke ground	August 31, 2005
Opened	August 30, 2008
Owner	City of Tulsa
Operator	SMG
Construction cost	\$196 Million
Architect	César Pelli
Capacity	Central Stage: 19,199
	Basketball: 17,839
	Hockey: 17,096
	Arena Football: 16,582
	End Stage: 13,644



## LEAGUE OFFICE

645 Fifth Ave; New York, NY 10022; (212) 688-WNBA (9622)

## WNBA TEAMS

### EASTERN CONFERENCE

Atlanta Dream

Chicago Sky

Connecticut Sun

Indiana Fever

New York Liberty

Washington Mystics

### WESTERN CONFERENCE

Los Angeles Sparks

Minnesota Lynx

Phoenix Mercury

San Antonio Silver Stars

Seattle Storm

Tulsa Shock

## HISTORY

April 24, 1996	Women's basketball announces "We Got Next" as the NBA Board of Governors approves the concept of a WNBA.
August 7, 1996	Val Ackerman is named first president of the WNBA.
October 23, 1996	Houston Comets forward Sheryl Swoopes becomes the first player signed by the WNBA.
October 30, 1996	WNBA announces eight teams to compete in the inaugural season – Charlotte, Cleveland, Houston, Los Angeles, New York, Phoenix, Sacramento and Utah.
January 22, 1997	The league's first 16 players are allocated to teams, an elite group comprised of Olympians and collegiate stars.
April 19, 1997	WNBA and Spalding introduce the league's official orange-and-oatmeal game ball during WNBA Pre-Draft Camp at Disney's Wide World of Sports complex in Orlando.
April 28, 1997	Tina Thompson is the first No. 1 draft pick, selected by the Houston Comets in the inaugural WNBA Draft.
June 21, 1997	The New York Liberty and the Los Angeles Sparks tip-off the first WNBA game at the Great Western Forum in Los Angeles. Sparks guard Penny Toler scores the league's first basket at 19:01. New York wins 67-57.
June 23, 1997	Utah Starzz becomes first team to pass the 100-point mark in a 102-89 victory over the Los Angeles Sparks.
July 2, 1997	New York Liberty center Rebecca Lobo wins her 100th consecutive personal victory when the Liberty defeat the Houston Comets 70-67. Winning streak comprises Lobo's 35-0 senior season at the University of Connecticut, 60-0 as member of U.S. Olympic Team and 5-0 as a member of the Liberty. The streak ends at 102.
August 30, 1997	The Houston Comets become the first WNBA Champions, employing the unstoppable Cynthia Cooper and a suffocating defense for a 65-51 victory over the New York Liberty at The Summit.
October 1, 1997	The WNBA announces that franchises in Detroit and Washington will join the fold as expansion teams for the 1998 season.
April 22, 1998	The league announces the addition of expansion teams in Orlando and Minnesota for the 1999 season, bringing the total number of teams to 12.
June 19, 1998	Los Angeles Sparks center Lisa Leslie sets a WNBA record by pulling down 21 rebounds in the Sparks' victory over the New York Liberty.
June 21, 1998	Lisa Leslie notches her seventh-straight double-double, setting a WNBA record.
July 18, 1998	Houston's Cynthia Cooper becomes the first player to reach 1,000 points during Comets' 75-44 rout of the Sacramento Monarchs.
July 29, 1998	Sacramento Monarchs guard Ticha Penicheiro dishes out 16 assists in a 75-67 loss vs. the Cleveland Rockers to set a WNBA record.
August 29, 1998	In Game 2 of the WNBA Finals, the Houston Comets, trailing the Phoenix Mercury 1-0 in the best-of-three series, erases a 12-point deficit in the final 7:24 to force overtime. Houston wins the series and claims its second of four titles.
April 29, 1999	The WNBA and WNBPAA reaches final accord as the league's first Collective Bargaining Agreement is signed.
June 7, 1999	WNBA announces the addition of four expansion teams for the 2000 season – Indiana, Miami, Portland and Seattle. The WNBA family now includes 16 teams.
June 29, 1999	The Sacramento Monarchs and the Minnesota Lynx combine for a WNBA-record 21 three-pointers (10 by Sacramento, 11 by Minnesota) in the Monarchs' 86-72 victory over the Lynx.
July 14, 1999	Whitney Houston sings the National Anthem in front of an electrified crowd on hand at Madison Square Garden to witness the Inaugural WNBA All-Star Game. The West defeats the East 79-61 and Lisa Leslie is named MVP.
July 27, 1999	Sheryl Swoopes records the WNBA's first triple-double with 15 points, 14 rebounds and 10 assists in an 85-46 win over Detroit at the Compaq Center.
September 4, 1999	New York Liberty guard Teresa Weatherspoon nails a shot from beyond the midcourt line with 2.4 seconds remaining to give the Liberty a 68-67 victory over the Houston Comets in Game 2 of the WNBA Finals. The shot sends the series to a decisive Game 3, which the Comets win to claim their third straight WNBA title.
June 7, 2000	Cleveland Rockers forward Eva Nemcova ends her record-streak of 66 consecutive free throws with a miss against Orlando. Nemcova did not miss from the foul line from June 14, 1999 to June 5, 2000.

July 17, 2000	The West defeats the East 73-61 at the 2000 WNBA All-Star Game, hosted by the Phoenix Mercury at America West Arena. Houston's Tina Thompson captures MVP honors.
August 25, 2000	Cleveland Rockers guard Suzie McConnell Serio is named the recipient of the first Kim Perrot Sportsmanship Award presented by American General, named in honor of Houston's Kim Perrot, who died of cancer in 1999.
August 26, 2000	Cynthia Cooper turns in a clutch performance to earn her fourth WNBA Finals MVP as the Houston Comets claim fourth straight title by defeating the New York Liberty. In Game 1 at Madison Square Garden, Cooper converts a crucial three-point play with 25.4 seconds remaining to push the Comets' lead to five. In Game 2, she scores six of her 25 points in overtime and nine of Houston's final 18 points. It marks Cooper's last appearance in the WNBA Finals. She retires as the WNBA's all-time scoring leader.
June 2, 2001	Houston's Van Chancellor becomes first WNBA coach to record 100 victories as the Comets defeat the Detroit Shock 74-73.
June 7, 2001	Utah Starzz center Margo Dydek records the WNBA's second triple-double, setting a league record for blocked shots in the process as her 12 points, 11 rebounds and 10 blocks leads Utah to an 82-79 win over Orlando.
July 3, 2001	Washington and Seattle battle through quadruple overtime – the longest game in WNBA history – before the Mystics edge the Storm 72-69.
July 7, 2001	Minnesota Lynx guard Katie Smith sets the WNBA single-game scoring record with a 46-point performance, including six three-pointers, in a 100-95 overtime loss to Los Angeles.
July 14, 2001	The West wins the 2001 WNBA All-Star Game in Orlando, defeating the East 80-72. Lisa Leslie earns her second All-Star MVP award.
July 30, 2001	Lisa Leslie scores her 2,538th point to become the WNBA's career scoring leader, surpassing Cynthia Cooper.
August 10, 2001	Katie Smith scores 22 points in Minnesota's 65-51 win over Seattle to break the WNBA single-season scoring record of 686 points set by Cynthia Cooper in 1999.
August 11, 2001	Los Angeles becomes the first team to go undefeated at home for an entire season, finishing 16-0 at the STAPLES Center.
August 27, 2001	The Charlotte Sting, after dropping the opener of the Eastern Conference Finals at home, go into Madison Square Garden and take both games against the Liberty to derail New York's hopes of making a third consecutive trip to the WNBA Finals. Charlotte advances to the Finals after a 1-10 season start.
September 1, 2001	The Los Angeles Sparks claim their first WNBA Championship to give the city of Los Angeles a sweep of professional basketball titles in 2001. Lisa Leslie becomes the first WNBA player to capture all three MVP awards in the same season, joining NBA greats Shaquille O'Neal, Michael Jordan and Willis Reed as the only pro hoopsters to accomplish this feat.
Sparks coach Michael Cooper becomes the first person to claim NBA and WNBA titles, having won five championships as a player with the Lakers.	
September 1, 2001	The WNBA welcomes its 10 millionth fan prior to Game 2 of the WNBA Finals at the STAPLES Center.
November 13, 2001	The Seattle Storm win the first pick in the 2002 WNBA Draft in the inaugural WNBA Draft Lottery.
June 4, 2002	Katie Smith becomes the WNBA's all-time career leader for three-pointers (233), surpassing Cynthia Cooper (232).
June 5, 2002	Teresa Weatherspoon becomes the first WNBA player to record 1,000 assists during the Liberty's 60-59 victory over the Detroit Shock at Madison Square Garden.
June 8, 2002	The Orlando Miracle and the Cleveland Rockers square off for the longest game in WNBA history. The Miracle claims a 103-99 victory in the 2:57 contest that spans three overtime periods.
June 22, 2002	Utah Starzz forward Natalie Williams records the first 20/20 performance in WNBA history when she scores 22 points and grabs 20 rebounds in Utah's 77-61 win over the Sacramento Monarchs at ARCO Arena.
July 15, 2002	The West earns its fourth straight victory in the 2002 WNBA All-Star Game in Washington, D.C., edging the East 81-76. Lisa Leslie takes All-Star MVP honors for the second straight year and third time in her career.
July 22, 2002	Lisa Leslie becomes the first WNBA player to record 3,000 points during the Sparks' 92-84 victory over Orlando at the STAPLES Center. Leslie records 24 points and 21 rebounds (tying the league record she set on 6/19/98) in the victory.
July 30, 2002	Lisa Leslie becomes the first WNBA player to dunk in a game when she throws down a one-handed breakaway layup with 4:44 remaining in the first half in Los Angeles' 82-73 loss to Miami at the STAPLES Center.
August 9, 2002	Margo Dydek becomes the first WNBA player to record 500 career blocks.
August 15, 2002	Washington Mystics forward Chamique Holdsclaw becomes the first player to lead the league in both scoring (19.9 ppg) and rebounding (11.6 rpg) in a single season.
August 29, 2002	Los Angeles Sparks rookie guard Nikki Teasley nails the game-winning shot in the waning seconds of Game 2 of the WNBA Finals to give the Sparks their second consecutive WNBA Championship, defeating the New York Liberty.
Lisa Leslie earns WNBA Finals MVP honors for the second straight year.	
October 8, 2002	The NBA Board of Governors votes to restructure the WNBA to allow individual team ownership, to allow teams to be owned by non-NBA owners and to be located in non-NBA markets.
October 21, 2002	The WNBA announces that the Miracle will be relocated from Orlando to a city to be designated by the WNBA.
November 27, 2002	The Miami Heat organization elects not to assume ownership of the Sol.
December 5, 2002	The WNBA announces that the Utah Starzz will relocate to San Antonio for the 2003 season.
December 30, 2002	The Portland Trailblazers organization elects not to assume ownership of the Fire.
January 10, 2003	San Antonio announces "Silver Stars" as its official team name.
January 28, 2003	The Connecticut Sun join the WNBA for 2003, as the Mohegan Tribe of Indians become the first non-NBA owner in league history. The Orlando Miracle become the Connecticut Sun.
April 24, 2003	The WNBA holds the second annual Draft Lottery and a Dispersal Draft to disseminate players from the Miami Sol and Portland Fire. The Cleveland Rockers win the lottery, while the Detroit Shock make Ruth Riley, formerly of the Sol, the first selection in the Dispersal Draft.
April 25, 2003	At 3 a.m., the WNBA and the WNBAPA sign the league's second Collective Bargaining Agreement. The agreement is for four years, with a league option for a fifth, and gives WNBA players the first free agency rights in the history of women's professional team sports.
April 25, 2003	The league holds the 2003 WNBA Draft, and Cleveland takes Mississippi State's LaToya Thomas as the first overall pick.
May 23, 2003	Chamique Holdsclaw breaks the WNBA record for rebounds in a game grabbing 24 in the Washington Mystics season-opening win over the Charlotte Sting. She also added 22 points and become the first WNBA player to record two 20-point, 20-rebound performances in a career.
June 7, 2003	Seattle Storm center Lauren Jackson becomes the youngest player in WNBA history to reach the 1,000 point milestone at age 22.
June 10, 2003	Minnesota's Katie Smith becomes the first WNBA player to record 300 three-point field goals in her career.
July 12, 2003	The West captures its fifth straight WNBA All-Star victory at New York's Madison Square Garden by defeating the East All-Stars 84-75, while Los Angeles's Nikki Teasley earns MVP honors.



August 25, 2003	Nikki Teasley finishes the year averaging 11.5 points, 6.3 assists, and 5.1 rebounds becoming the first player in WNBA history to average more than ten points, five assists, and five rebounds in a season.
September 14, 2003	Seattle's Lauren Jackson becomes the first international player to win the WNBA's Most Valuable Player award.
September 16, 2003	The Detroit Shock win their first WNBA title against the Los Angeles Sparks in front of a sell-out crowd and record attendance of 22,076.
	Detroit's Ruth Riley records a career high 27 points in Game Three and earns the series MVP.
September 23, 2003	Rebecca Lobo, one of three original WNBA players, (together with Sheryl Swoopes and Lisa Leslie) signed by the league, retires after a seven-year career.
December 3, 2003	The Phoenix Mercury win the first pick in the WNBA Draft in the 2004 WNBA Draft Lottery.
December 17, 2003	The Board of Governors announces three rules changes. The three-point line moves from 19'9" to 20'6¼", and the lane is widened from 12' to the NBA width of 16'. The 30-second shot clock resets to 20 seconds (as opposed to 30 seconds under the previous rule) when a defensive foul or other defensive violation occurs with less than 20 seconds remaining on the shot clock.
January 6, 2004	The WNBA holds a Dispersal Draft to disseminate the players from the Cleveland Rockers. The Phoenix Mercury select forward Penny Taylor with the first overall selection.
April 17, 2004	The league holds the 2004 WNBA Draft, and Phoenix takes the University of Connecticut's Diana Taurasi as the #1 overall pick.
June 17, 2004	Ticha Penicheiro passes Teresa Weatherspoon to take over the number one spot in career assists.
July 29, 2004	Lisa Leslie scores her 4,000th career point and becomes the first WNBA player to reach the milestone.
August 2-31, 2004	The WNBA stops play to give players the opportunity to compete in the 2004 Olympic Games in Athens, Greece.
August 5, 2004	USA Basketball defeats the WNBA All-Stars 74-58 as the two teams face-off in the historic game at Radio City Music Hall in New York City. The game was a send off for the US Women's National Team as they prepared to compete in the 2004 Olympic Games in Athens.
September 10, 2004	Lisa Leslie records the WNBA's third triple-double, tying Margo Dydek's record for blocked shots in the process as her 29 points, 15 rebounds and 10 blocked shots leads Los Angeles to an 81-63 victory over the Detroit Shock.
October 12, 2004	The Seattle Storm win their first WNBA title against the Connecticut Sun before a sell-out crowd of 17,072. For the first time in WNBA history, all three games of the WNBA Finals were sell-outs.
	Seattle guard Betty Lennox averaged 22.3 points for the three games on her way to earning the series MVP.
December 1, 2004	The Charlotte Sting beat the odds to win the first pick in the 2005 WNBA Draft in the fourth annual WNBA Draft Lottery. Charlotte had only a 9.7 percent chance of capturing the first pick.
February 8, 2005	NBA Commissioner David Stern announces that the WNBA will be expanding to Chicago for the 2006 season. The Chicago Sky becomes the second WNBA team to be owned and run by an entity outside of the NBA. In 2003, the Connecticut Sun became the first independently owned and operated WNBA team.
February 15, 2005	Donna Orender is appointed by David Stern as the second president of the WNBA.
April 16, 2005	The league holds the 2005 WNBA Draft, and Charlotte takes the University of Minnesota center Janel McCarville as the #1 overall pick.
May 24, 2005	Sheila Johnson, co-founder of Black Entertainment Television, becomes the WNBA's first African-American female owner when she joined Ted Leonsis' Lincoln Holdings LLC, which in turn purchased the Washington Mystics from Washington Wizards' owner Abe Pollin.
July 13, 2005	Katie Smith becomes the first woman in U.S. basketball history to score 5,000 points in her professional career (WNBA and ABL).
August 18, 2005	Anne Donovan becomes the first female WNBA coach – and fourth overall in the league – to win 100 games.
September 18, 2005	Sheryl Swoopes becomes the first three-time WNBA Most Valuable Player in league history.
September 20, 2005	The Sacramento Monarchs clinch the 2005 WNBA Championship, bringing the city of Sacramento their first basketball title.
October 24, 2005	The Minnesota Lynx beat the odds to win the first pick in the 2006 WNBA Draft in the fifth annual WNBA Draft Lottery. Minnesota had only a 16.7 percent chance of capturing the first pick.
February 1, 2006	The WNBA announces the 2006 WNBA Draft and Pre-Draft Camp will be held in Boston, site of the NCAA Women's Final Four. The WNBA events will conclude a week-long celebration of women's basketball emanating from Boston.
April 5, 2006	The league holds the 2006 WNBA Draft, and Minnesota takes the Louisiana State University's Seimone Augustus as the #1 overall pick.
June 13, 2006	The WNBA All-Decade Team is selected by fans, a panel of national and WNBA-market media and the league's current players and coaches. The team is comprised of the 10 best and most influential players from its first 10 years of play. Players named are: Sue Bird, Tamika Catchings, Cynthia Cooper, Yolanda Griffith, Lauren Jackson, Lisa Leslie, Katie Smith, Dawn Staley, Sheryl Swoopes and Tina Thompson. Van Chancellor, who led the Houston Comets to consecutive WNBA championships in the league's first four seasons, was named the WNBA's Coach of Decade.
July 12, 2006	The 2006 WNBA All-Star Game takes place at New York City's Madison Square Garden. Four rookies – Seimone Augustus, Cappie Pondexter, Sophia Young and Candice Dupree – are named All-Stars. The East squad, led by All-Star MVP Katie Douglas of the Connecticut Sun, earns its first-ever victory with a 98-82 decision. Off the court, the inaugural All-Star Salute: Celebrating Inspiration Luncheon is a key highlight of the festivities as former Secretary of State Madeleine Albright is the keynote speaker.
June 23, 2006	In a game against the San Antonio, Los Angeles Sparks center Lisa Leslie scores the 5,000th point in her WNBA career and becomes the first player in WNBA history to reach that milestone.
August 10, 2006	Diana Taurasi scores a WNBA single-game record 47 points in a triple-overtime game against Houston. Taurasi would also finish the 2006 season with new WNBA records for most points in a single-season (860) and highest scoring average in a single season (25.3).
August 30, 2006	As part of the League's 10th Anniversary season, the WNBA Greatest Moment presented by AOL.com is unveiled during Game 1 of the 2006 WNBA Finals. Fans, who were able to log on to <a href="http://www.aol.com/wnba">www.aol.com/wnba</a> , voted Teresa Weatherspoon's half-court, buzzer-beater – a shot that propelled the New York Liberty to victory in Game 2 of the 1999 WNBA Finals and on to a deciding Game 3 against the Houston Comets – as their favorite moment in the WNBA's 10-year history.
September 3, 2006	Lisa Leslie of the Los Angeles Sparks is named MVP for the third time in her career after having also earned the honor in 2001 and 2004. Leslie joined the Houston Comets' Sheryl Swoopes as the only players in WNBA history to capture MVP honors three times.
September 9, 2006	The 2006 WNBA Finals see the Detroit Shock earn their second league championship when they topped the Sacramento Monarchs in the first WNBA Finals match up ever to reach a fifth and deciding game. The historic game featured a sellout crowd of 19,671 at Joe Louis Arena in Detroit, the second highest Finals crowd in WNBA history. Detroit's Deanna Nolan is named Finals MVP.
October 26, 2006	The Phoenix Mercury wins the sixth annual Draft Lottery and earns the top pick in the 2007 WNBA Draft. It marks the first time that the team whose odds o of winning the top pick were mathematically the smallest actually came away with the #1 pick.
November 7, 2006	The WNBA announces the creation of the Dawn Staley Community Leadership Award. The award will be presented to the player who best exemplifies the characteristics of a leader in the community and will reflect Staley's contagious leadership, spirit, charitable efforts and love for the game.
December 7, 2006	The WNBA Board of Governors approves the sale of the Los Angeles Sparks to an investment group led by Katherine E. Goodman and Carla J. Christofferson.
December 13, 2006	The Charlotte Bobcats Organization announces that it will no longer operate the Charlotte Sting.



January 8, 2007	The WNBA holds a Dispersal Draft to disseminate the players from the Charlotte Sting. The Chicago Sky select guard Monique Currie with the first overall selection.
January 30, 2007	Rule changes are announced for the 2007 season and include the following: the backcourt rule requires offensive teams to bring the ball across the mid-court line within eight seconds rather than 10 seconds; the timeout rule requires that officials grant requests for a timeout (full or 20-second) by a player in the game or the head coach; and the teams will now be able to designate 11 active players and up to two inactive players on playoff rosters, with the ability to activate any inactive players on a game-by-game basis.
January 31, 2007	The WNBA Board of Governors approves the sale of the Houston Comets to Hilton Koch/Hilton Acquisitions, LLC.
February 16, 2007	Electronic Arts announces that six WNBA players are featured in a new videogame NBA STREET Homecourt. Sue Bird, Tamika Catchings, Lauren Jackson, Lisa Leslie, Sheryl Swoopes and Diana Taurasi are the first female professional athletes to ever be featured and go head-to-head with their male counterparts in a videogame.
March 31, 2007	Former University of Texas Head Coach Jody Conradt becomes the inaugural recipient of the WNBA Inspiring Coach Award.
April 4, 2007	The 2007 WNBA Draft presented by adidas takes place in Cleveland, marking the second straight year that the draft was held immediately following the NCAA Women's Division I Championship Game and conducted in the same city as the Final Four. The Phoenix Mercury make Lindsey Harding the top overall pick before trading her to the Minnesota Lynx in exchange for Tangela Smith. The fast-paced draft earned a place in league history when Jessica Davenport, the second overall pick, was subsequently traded from San Antonio to New York in exchange for all-star guard Becky Hammon and a future selection. It marked the first time in WNBA history that the top two picks were traded on Draft Day.
July 15, 2007	The 2007 WNBA All-Star Game, the league's eighth such contest, is played in front of a sellout audience on July 15 at the Verizon Center in Washington, D.C. A crowd of 19,487 fans witnessed the East defeat the West, 103-99, as Cheryl Ford of the Detroit Shock clinched the MVP honors. A key highlight of the All-Star festivities in 2007 was the second annual All-Star Salute: Inspiring Women Luncheon, featuring keynote speaker and Secretary of State Dr. Condoleezza Rice.
July 15, 2007	Signaling a major milestone in its second decade, the WNBA reaches an eight-year agreement with ESPN to have ABC, ESPN and ESPN2 televise games through the 2016 season. The agreement was announced in conjunction with the 2007 WNBA All-Star Game by Donna Orender, WNBA President, and John Skipper, ESPN Executive Vice President, Content. The agreement extends the WNBA's relationship with ESPN, which began with the league's inaugural season in 1997, to 20 seasons.
July 24, 2007	Seattle's Lauren Jackson scores 47 points in a 97-96 overtime loss to the Washington Mystics, tying Diana Taurasi for the WNBA record for most points in a single game.
July 27, 2007	Lauren Jackson scores her 4,000th career point during a 89-75 win over the Indiana Fever, becoming the youngest and fastest player in league history to reach the milestone. Jackson reaches the milestone in 209 games.
September 5, 2007	Lauren Jackson is named MVP of the league for the second time in her career after having also earned the honor in 2003. Jackson led the WNBA in scoring, rebounding and double-doubles and was also named the WNBA's Player of the Week on five occasions. Jackson joined Lisa Leslie, Sheryl Swoopes and Cynthia Cooper as the only players in WNBA history to capture multiple MVP honors.
September 16, 2007	The 2007 WNBA Finals see the Phoenix Mercury win their first-ever championship behind the play of Diana Taurasi, Penny Taylor and Cappie Pondexter, who was named Finals MVP. The Mercury capped the most exciting WNBA season ever by defeating the defending champion Detroit Shock in five games. It marked the first time that a the WNBA Championship has been won on the road, and Mercury head coach Paul Westhead became the first head coach to win both a WNBA title and an NBA title (1980, Los Angeles Lakers). Total attendance for the 2007 WNBA Finals between the Phoenix Mercury and the Detroit Shock was 74,178, establishing a new all-time WNBA Finals record. In addition, Game 5's crowd of 22,076 at The Palace of Auburn Hills tied the all-time, single-game attendance record for the WNBA Finals (also set on Sept. 16 2003 of the 2003 WNBA Finals, Los Angeles at Detroit).
October 17, 2007	WNBA President Donna Orender announces that the City of Atlanta was awarded a WNBA expansion team for the 2008 season. The new team will be owned and operated by Atlanta businessman J. Ronald Terwilliger.
October 23, 2007	The Los Angeles Sparks win the seventh annual Draft Lottery and earned the top pick in the 2008 WNBA Draft. The Sparks won the lottery for the first time in franchise history, after tying the Minnesota Lynx for fewest wins in 2007.
January 23, 2008	The Atlanta expansion franchise unveils their team name, logo and colors. The Atlanta Dream's color scheme will consist of sky blue and red.
January 28, 2008	The WNBA and the WNBA sign the league's third collective bargaining agreement covering six seasons, commencing with the 2008 season and continuing through 2013.
January 29, 2008	Rule changes are announced for the 2008 season and include the following: the inbound rule will permit a player to pass the ball anywhere (frontcourt or backcourt) on the court during the final minute of the fourth period and the final minute of any overtime period; players not occupying lane spaces shall now remain behind the three-point line (above the free-throw line extended) during free-throws; and instant-replay rules will now require automatic video reviews by the officiating crew in the case of flagrant fouls that result in ejections and other player altercations.
February 6, 2008	The WNBA holds an Expansion Draft to build the inaugural roster of the Atlanta Dream. The Dream selected one player from each team, including Betty Lennox, Katie Feenstra, Erika DeSouza and Kristin Haynie. The Dream also orchestrated trades for Iziane Castro Marques and Ivory Latta.
February 28, 2008	Force 10 Hoops, L.L.C., the entity owned by Seattle businesswomen and civic leaders Anne Levinson, Ginny Gilder, Lisa Brummel and Dawn Trudeau, purchases the Seattle Storm. Seven WNBA teams now fall under the independent ownership model: the Atlanta Dream, Chicago Sky, Connecticut Sun, Houston Comets, Los Angeles Sparks, Seattle Storm and Washington Mystics.
April 4, 2008	North Carolina State Head Coach Kay Yow is honored with the WNBA's Inspiring Coach Award during the Women's Final Four activities in Tampa, Florida.
April 9, 2008	The 2008 WNBA Draft presented by adidas takes place in Tampa, marking the third year that the draft was held immediately following the NCAA Women's Division I Championship Game and conducted in the same city as the Final Four. Candace Parker, Sylvia Fowles and Candice Wiggins were selected as the top three overall picks.
May 17, 2008	Candace Parker of the Los Angeles Sparks nearly posts a triple-double in her pro debut on vs. Phoenix. She had 34 points, 12 rebounds and 8 assists. Her 34 points broke the record for a rookie in a debut game.
May 29, 2008	On May 29 in a double-overtime loss at Indiana, Candace Parker becomes the first player in WNBA history to record a 5x5, which is total of five or more in five different categories. Parker had 16 points, 16 rebounds, six blocks, five assists and five steals.
June 6, 2008	Tina Thompson of the Houston Comets becomes just the second player in WNBA history to reach the 5,000 point milestone, joining Lisa Leslie.
June 22& 24, 2008	Candace Parker dunks in back-to-back games, joining Lisa Leslie as the only players to have dunked in a WNBA game.
June 28, 2008	Lisa Leslie of the Los Angeles Sparks becomes the first WNBA player to record 3,000 career rebounds.
July 30, 2008	Robin Roberts, co-anchor of ABC News' Good Morning America, is honored as the recipient of the 2008 WNBA Inspiration Award. Roberts is the keynote speaker at the WNBA Inspiring Women Luncheon in San Francisco, an event that also honored the U.S. Olympic Women's Basketball Team and served as a final send-off to the Beijing for the Olympic Games.



July 28-Aug. 27, 2008	The WNBA stops play to give players the opportunity to compete in the 2008 Olympic Games in Beijing, China. The U.S. Olympic Women's Basketball Team defeated Australia in the gold medal game, while Russia defeated China for the bronze. The United States has now won four consecutive Olympic gold medals.
August 31, 2008	Katie Smith of the Detroit Shock reaches the 5,000 career point milestone, joining Lisa Leslie and Tina Thompson.
September 5, 2008	Ticha Penicheiro of the Sacramento Monarchs becomes the first player in WNBA history to record 2,000 career assists.
October 3, 2008	Los Angeles Sparks forward Candace Parker is named the Hanns-G 'Go Beyond' Rookie of the Year as well as the WNBA Most Valuable Player presented by T-Mobile. It marks the first time a rookie won both awards in the same year. The top overall pick in the 2008 WNBA Draft, Parker capped a season in which she also earned All-WNBA First Team honors, two Hanns-G 'Go Beyond' Rookie of the Month Awards (May and July), one Player of the Week Award (Aug. 31) and the Peak Performer Rebounding Award.
October 5, 2008	The 2008 WNBA Finals see the Detroit Shock sweep the San Antonio Silver Stars in three games. The Shock earned their third championship in six years. Detroit's Katie Smith was named Finals MVP.
December 2, 2008	The League announces that the Houston Comets, an original member of the WNBA, would suspend operations.
December 9, 2008	The WNBA holds a Dispersal Draft of the Houston Comets players. Teams drafted in inverse order of their regular-season finish in 2008. The Atlanta Dream selected Sancho Lyttle with the first pick, the Washington Mystics chose Matee Ajavon with the second selection and the Chicago Sky took Mistie Williams with the third pick.
December 9, 2008	The Atlanta Dream win the eighth annual WNBA Draft Lottery and earned the top pick in the 2009 WNBA Draft. The winning team had 420 chances out of 1,000 to receive the first overall selection. The lottery went exactly according to odds for the first time in WNBA history.
February 5, 2009	The WNBA Board of Governors votes to allow the expanded use of instant replay by game officials. The two modifications will allow referees to use instant replay 1.) to determine at any point during a game whether a field goal was correctly scored as a two- or three-point field goal, and, for the purposes of awarding the correct number of free throws, whether a shooter was fouled while taking a two- or three-point attempt and 2.) when the game clock malfunctions during a play concluding with no time remaining on the clock (0:00) at the end of any quarter or overtime period.
April 7, 2009	University of Tennessee head coach Pat Summitt is named the recipient of the WNBA's Inspiring Coach Award.
April 9, 2009	The 2009 WNBA Draft presented by adidas takes place at the NBA Entertainment studios in Secaucus, NJ. Angel McCoughtry, Marissa Coleman and Kristi Toliver were selected as the top three overall picks.
May 13, 2009	WNBA LiveAccess, a new feature on WNBA.com that provides fans with free access to more than 200 live game Webcasts, is launched and allows fans around the world to access live game Webcasts on individual team Web sites.
June 1, 2009	The Phoenix Mercury announces a groundbreaking marquee partnership with LifeLock to launch the first-ever branded jersey in WNBA or NBA history. The LifeLock name will appear on the front of Phoenix Mercury player jerseys and on warm-up suits through the 2011 season.
June 5, 2009	The Los Angeles Sparks reach an agreement with the Farmer's Insurance Group of Companies to become the second team to secure a marquee partnership and wear branded jerseys. The Farmer's Insurance Group of Companies name and logo will appear on player jerseys.
June 14, 2009	Tamika Raymond is named the recipient of the 2009 Dawn Staley Community Leadership Award.
July 17, 2009	Sue Bird of the Seattle Storm reaches the 3,000-point plateau, becoming just the third player in league history to score 3,000 points and hand out 1,000 career assists. (Shannon Johnson and Vickie Johnson)
July 29, 2009	Cokie Roberts, political commentator for ABC News, senior news analyst for NPR News, and bestselling author, is honored as the recipient of the 2009 WNBA Inspiration Award. Roberts served as the keynote speaker at the WNBA Inspiring Women Luncheon in Chicago.
August 10, 2009	Lisa Leslie of the Los Angeles Sparks becomes the first player in WNBA history to record 6,000 career points.
August 15, 2009	Lauren Jackson of the Seattle Storm scores her 5,000th point against the Atlanta Dream, becoming the youngest and fastest player in league history to reach the milestone. Jackson joins Lisa Leslie, Tina Thompson and Katie Smith as the WNBA's 5,000 point scorers.
September 5, 2009	Diana Taurasi of the Phoenix Mercury scores her 4,000th point, eclipsing Lauren Jackson as the youngest and fastest player in league history to reach the milestone. Taurasi accomplishes the feat in 197 games.
September 26, 2009	Lisa Leslie tallies 22 points and 9 rebounds in the final game of her WNBA career as the Los Angeles Sparks are defeated by the Phoenix Mercury in the Western Conference Finals. Leslie had previously announced that 2009 would be her final season, and retires as the all-time WNBA leader in points (6,263) and rebounds (3,307).
September 29, 2009	The Mercury's Diana Taurasi wins the WNBA Most Valuable Player Award presented by Kia Motors, marking the first MVP honor of her professional career. Taurasi tallied 20.4 points per game and recorded 20+ points in 20 games in 2009.
October 9, 2009	The Phoenix Mercury defeats the Indiana Fever to clinch the WNBA Championship for the second time in three years. Finals MVP Diana Taurasi, Cappie Pondexter and Penny Taylor led the Mercury and held off a late rally by the tenacious Indiana Fever for a 94-86 victory in the deciding Game 5. The 2009 WNBA Finals also featured three sellouts plus the highest total attendance figure (82,018) in WNBA Finals history. Overall, average attendance for the 2009 WNBA Playoffs increased 18.5% over 2008 (9,979 vs. 8,420).
October 20, 2009	The Detroit Shock relocates to Tulsa, Oklahoma under the ownership of Bill Cameron, David Box and Tulsa Pro Hoops, LLC. Nolan Richardson is named the team's general manager and head coach.
October 29, 2009	Kathy Betty becomes managing partner of the Atlanta Dream after the investment group Dream Too, LLC purchases the team from Terwilliger.
November 5, 2009	The Minnesota Lynx win the ninth annual WNBA Draft Lottery and earned the top pick in the 2010 WNBA Draft. Minnesota had 428 chances out of 1,000 to receive the first overall selection by virtue of owning New York's combinations (261) in addition to its own (167).
November 20, 2009	The Maloof Family announces that they will no longer operate the Sacramento Monarchs.
December 4, 2009	The WNBA Competition Committee and Board of Governors approves the expanded use of instant replay by game officials in the following situations: 1.) To determine at any point during the game whether a 24-second shot clock violation occurred prior to the release of a successful field goal attempt or prior to a foul being committed and 2.) To determine during the last minute of regulation play and the last minute of any overtime period which player last touched the ball prior to it going out-of-bounds or whether the ball was last touched simultaneously by two opponents.
December 14, 2009	The WNBA holds a Dispersal Draft of the Sacramento Monarchs players. The New York Liberty selected Nicole Powell with the first pick while the Minnesota Lynx chose Rebekkah Brunson second and the Connecticut Sun took DeMya Walker with the third selection. The Chicago Sky selected Courtney Paris and the San Antonio Silver Stars took Laura Harper to round out the top five picks. Teams drafted in inverse order of their regular-season finish in 2009.
January 23, 2010	The Tulsa franchise, with new ownership that brought the team from its former home in Detroit, announces it will keep the name "Shock," and unveils a new logo and color scheme featuring black, red and gold.
April 8, 2010	The 2010 WNBA Draft presented by adidas takes place at the NBA Entertainment studios in Secaucus, NJ. Tina Charles, Monica Wright, Kelsey Griffin, Epiphanny Prince and Jayne Appel, respectively, were the top five selections.

May 15, 2010	The newly relocated Shock – complete with new ownership, a new head coach in Nolan Richardson, new colors and a new logo – tip-off their first game in Tulsa, Oklahoma.
August 8, 2010	Tina Thompson surpasses Lisa Leslie's WNBA career scoring mark of 6,263, making her the highest scoring player in league history.
August 13, 2010	Phoenix's Tangela Smith plays in her 411th career game, breaking Vickie Johnson's previous record for most career games played.
August 15, 2010	In a game against Indiana, rookie Tina Charles of the Connecticut Sun sets WNBA single-season records for most double-doubles and total rebounds in a single season.
September 7, 2010	Atlanta's Angel McCoughtry scores a WNBA Playoffs record 42 points in Game Two of the Eastern Conference Finals, a 105-93 victory over the New York Liberty. In that same game, New York's Cappie Pondexter tallies 36 points. Their combined total of 78 points set a WNBA record for most total points by two players in the same post-season game.
September 16, 2010	The Seattle Storm won the 2010 WNBA championship by defeating the Atlanta Dream 87-84 in Game 3 of the WNBA Finals in Atlanta's Philips Arena. The Storm swept the Dream 3-0 in the best-of-five series and Seattle center Lauren Jackson, the league's regular season MVP, was named MVP of The Finals. It is the Storm's second championship and first since 2004.
December 3, 2010	Donna Orender steps down as WNBA President to launch her own marketing, media and strategy company.
February 28, 2011	As part of WNBA Live - Manchester 2011 – a new, multiyear partnership between the Manchester (Eng.) City Council and the NBA, WNBA and USA Basketball – it is announced that the Atlanta Dream will participate in the first WNBA game to be played in Europe. The game is set for May 29, 2011 vs. Standard life Team GB (Great Britain's national team) at Manchester Evening News Arena. The partnership will promote women in sport and encourage participation in team sports.
March 3, 2011	At a press conference at the AT&T Center in San Antonio, the WNBA announces that the Silver Stars will host the 2011 All-Star Game for the first time in franchise history. The contest, set for Saturday, July 23, is to be the second WNBA All-Star Game played in a Western Conference venue and the first since the 2000 game was held in Phoenix.
March 8, 2011	In honor of Women's History Month and International Women's Day, the WNBA officially announced plans to celebrate its 15th season. Among those would be the selection of the Top 15 Players and the Top 15 Moments in league history. Key among other planned celebrations would be a nationally televised game (ESPN2) in which the New York Liberty would visit the Los Angeles Sparks on June 21, fifteen years to the date of the league's inaugural game in 1997 featuring those same two teams.
March 28, 2011	Sheryl Swoopes, 40, returns to the WNBA, signing to play with the Tulsa Shock after a two-year hiatus. An inaugural member of the WNBA and a member of the league's All-Decade Team selected in 2006, Swoopes resume includes four WNBA championships as a member of the Houston Comets (1997-2000), three league MVP awards (2000, 2002, 2005) and three Defensive Player of the Year honors (2000, 2002, 2003).
April 7, 2011	The Washington Mystics sign a marquee partnership with Inova Health System, becoming the fifth WNBA team to have such a partnership. Players will wear Inova Hospital System's name and logo on the front of their home and away jerseys during the 2011 WNBA season.
April 7, 2011	The WNBA and partner adidas unveiled new uniforms for all 12 teams featuring Revolution 30 technology and women's basketball specific TECHFIT base layers.
April 11, 2011	The WNBA becomes the first professional sports league to conduct its annual Draft at ESPN headquarters in Bristol, Conn. The Minnesota Lynx made Maya Moore the top overall selection of the 2011 WNBA Draft presented by adidas. Australian native Elizabeth Cambage, selected second by the Tulsa Shock, and Courtney Vandersloot, tapped third by the Chicago Sky, rounded out the top three picks.
April 21, 2011	Laurel J. Richie, a veteran of more than three decades in consumer marketing, corporate branding, public relations and corporate management, is appointed President of the WNBA, NBA Commissioner David Stern announced. Laurel leaves her post as Senior Vice President and Chief Marketing Officer for Girl Scouts of the USA to join the WNBA.

## A GROWING GAME

The influence of the WNBA can be seen in the explosive growth of organized women's basketball over the past 12 seasons. An estimated 100 million women play basketball worldwide, and our league reflects this trend, featuring 23 international players from 16 countries and territories at the end of the 2008 season. Female AAU youth basketball participation has increased +277 percent since 1990 (from 28,840 to 108,758 players). Female high school basketball participation has increased 18 percent since 1990 (from 387,802 to 456,967 players). And female NCAA basketball participation has increased 43 percent since 1990 (from 10,551 to 15,096 players).

## KEY PERSONNEL

Laurel J. Richie – President

Renee Brown – Chief of Basketball Operations and Player Relations

Christopher Granger – Sr. Vice President, Team Marketing & Business Operations

Christine Godleski – COO

Jamin Dershowitz – General Counsel

Dee Kantner – Supervisor of Officials

Hilary Shaev – Vice President, Marketing



## KEY PLAYERS

Top veterans: Alana Beard (Mystics), Seimone Augustus (Lynx), Sue Bird (Storm), Tamika Catchings (Fever), Katie Douglas (Fever), Cheryl Ford (Shock), Becky Hammon (Silver Stars), Ebony Hoffman (Fever), Asjha Jones (Sun), Kara Lawson (Sun), Janel McCarville (Liberty), Cappie Pondexter (Liberty), Nicole Powell (Liberty), Katie Smith (Mystics), Diana Taurasi (Mercury), Tina Thompson (Sparks), Lindsay Whalen (Lynx), Sophia Young (Silver Stars).

## RIISING YOUNG STARS

Nicky Anosike (Lynx), DeWanna Bonner (Mercury), Sylvia Fowles (Sky), Lindsey Harding (Mystics), Alexis Hornbuckle (Shock), Charde Houston (Lynx), Angel McCoughtry (Dream), Renee Montgomery (Sun), Candace Parker (Sparks), Candice Wiggins (Lynx), Shavonte Zellous (Shock).

## KEY STATS

Ball size: 28.5" (high school and NCAA women's)

3-point line: 20'6 1/4" (International)

Length of game: Four 10-minute quarters

## ALL-STAR GAME

This summer's marquee event "WNBA vs. USA Basketball: The Stars at the Sun" will showcase the world's best female basketball players under one roof when the WNBA's top talent faces the USA Basketball Women's National Team. This special event, hosted by the WNBA and the Connecticut Sun, will take place at the Mohegan Sun Arena in Uncasville, CT on Saturday, July 10. ESPN will broadcast the game with tip-off set for 3:30 p.m. ET. The USA Basketball squad will be coached Geno Auriemma.

The 2009 WNBA All-Star Game was held at Mohegan Sun Arena in Uncasville, Conn. on Saturday, July 25. It was the ninth such game in league history, and second played at Mohegan Sun, and was played in front of a sellout crowd of 9,518. The West beat the East 130-118 in the highest scoring All-Star Game in WNBA history. Swin Cash of the Seattle Storm claimed MVP honors. Cash, who tallied an All-Star record 22 points on 10-of-16, was one of five former UConn Huskies who were participating in the game.

## INSPIRING COACH

The Inspiring Coach Award is an annual honor introduced in 2007 to honor coaches who have positively influenced athletes across numerous levels and whose achievements leave an indelible mark on sports as a whole. The University of Tennessee's Pat Summitt earned the honor in 2009 for her profound impact on female athletes and her demonstrated commitment, passion, and dedication to work, family, and community. Previous winners include Kay Yow and Jody Conradt.

## INSPIRING WOMEN

The Inspiring Woman Award is an annual honor that celebrates an individual who, on a daily basis, demonstrates her ability to inspire others through her commitment, passion and dedication to work, family, and community. Past honorees include Emmy-award winning journalist Cokie Roberts, Good Morning America's Robin Roberts, Secretary of State Condoleezza Rice, and the WNBA All-Decade Team.



## **DAWN STALEY AWARD**

The Dawn Staley Community Leadership Award was announced in 2006 and is now presented annually to the player who best exemplifies the characteristics of a leader in the community and reflects Staley's contagious leadership, spirit, charitable efforts and love for the game. Tamika Catchings won the inaugural award in 2007 while Tamika Raymond was named the winner for 2008. A member of the WNBA's All-Decade Team, Staley, who retired following the 2006 season, established herself as one of the greatest ambassadors in women's basketball history, while also demonstrating outstanding leadership qualities as a coach on the collegiate level and as a philanthropist and humanitarian.

## **MARKETING**

The WNBA maintains marketing, promotional, and media partnerships with a variety of top companies, each with varying levels of activation and integration in league operations.

## **MARKETING PARTNERS**

adidas, EA SPORTS, Gatorade, HP, Kia Motors, NIKE, Peak, Pitney Bowes, Russell, Southwest, Spalding, Starwood, T-Mobile, Toyota

## **PROMOTIONAL PARTNERS**

1-800-Flowers, Booz Allen, Meredith, General Mills, OfficeMax, Protégé

## **MEDIA PARTNERS**

IHOP, Merck, Sanofi Pasteur

New partners in 2008 included such major companies as Kia Motors, IHOP and Pitney Bowes. HP, Starwood Hotels and Resorts and "Got Milk?" all joined the WNBA as partners for the 2009 season.

The WNBA's marketing partners utilize the league to support women's sports and reach its strong fan base of women, families, and young girls through advertising in WNBA nationally televised games, national promotions, player endorsements, and special events. Through the WNBA's extensive, highly integrated relationship with adidas, the sporting goods and apparel giant not only serves as the official outfitter of the WNBA – having unveiled new uniforms across the league in 2007 – but also as the presenter of the 2007, 2008, and 2009 WNBA Drafts and in 2008 became the first-ever presenting partner of the WNBA's entire postseason, including both the playoffs and Finals.

Two WNBA teams entered the 2009 season as forerunners in the league's Marquee Partnership program, which includes multiyear deals featuring branded sponsorship of game jerseys – the Phoenix Mercury partnering with LifeLock, a giant in the identity theft industry, and the Los Angeles Sparks partnering with Farmers Insurance Group.

## **ATTENDANCE / TV RATINGS**

The WNBA concluded the 2009 regular season with its third consecutive year of increased attendance and second consecutive year of increased viewership on ESPN2. The WNBA regular season on ESPN2 concluded with an average of 269,000 viewers, up 8 percent versus 2008 (248,000 viewers). Regular-season games on ESPN2 saw increases in key demographics, including men 18-34 (+9 percent), men 18-49 (+14 percent), and men 23-54 (+23 percent).

For the 2009 WNBA Finals presented by adidas, average viewership on ESPN2 jumped 76 percent from 2008. The five-game series featuring the Indiana Fever and Phoenix Mercury also featured three sellouts and the highest total attendance figure (82,018) in WNBA Finals history.



The WNBA has one of the top five Facebook fanbases among sports leagues, with more than 275,000 fans ([www.Facebook.com/wnba](http://www.Facebook.com/wnba)).

The WNBA's broadcast coverage in 2009 included live national telecasts of 29 regular-season and postseason contests on ESPN2 and ABC, and another 50 games on NBA TV, as well as games streamed on ESPN360.com.

In addition, fans watched more than two million streams of live and archived games through WNBA LiveAccess, a new feature on WNBA.com that provided fans with free access to more than 200 live game Webcasts - the league's most comprehensive offering - throughout the season.

In July 2007, the WNBA signed a new, eight-year TV deal with ESPN that tips off in 2009 and runs through 2016, the WNBA's 20th season. The agreement, which calls for ABC, ESPN and ESPN2 to telecast WNBA games, includes rights fees, a first for any women's pro team sports league in the U.S.

### GLOBAL REACH

Now in its second decade, the WNBA has a wide impact on overseas markets. In 2009, for the third straight year, WNBA games and programming reached a record 203 countries in 32 languages, surpassing the previous total of 198 countries. Included were television agreements in six new countries: Argentina, Bulgaria, Jamaica, Pan Africa, South Korea and China. In addition, for the fourth consecutive year, fans in China were able to view WNBA action via live Webcasts on [NBA.com/china](http://NBA.com/china).

WNBA rosters for the 2009 season featured 18 international players from 11 countries and territories. Among the league's international contingent are the Seattle Storm's Lauren Jackson (Australia), Indiana Fever's Tammy Sutton-Brown (Canada), San Antonio Silver Stars' Sophia Young (St. Vincent), and Los Angeles Sparks' Ticha Penicheiro (Portugal).

### OWNERSHIP

Seven WNBA teams now fall under the independent ownership model: the Atlanta Dream, Chicago Sky, Connecticut Sun, Los Angeles Sparks, Seattle Storm, Tulsa Shock and Washington Mystics.

With the announcement on Oct. 20, 2009 that the Detroit Shock would relocate to Tulsa, Okla., Tulsa Pro Hoops L.L.C. will begin play in 2010 and is led by Bill Cameron and David Box. Force 10 Hoops, L.L.C., the entity owned by Seattle businesswomen and civic leaders Anne Levinson, Ginny Gilder, Lisa Brummel and Dawn Trudeau, purchased the Seattle Storm on Feb. 28, 2008. In October, 2009, Kathy Betty purchased the Atlanta Dream. In addition, the Los Angeles Sparks opened the 2007 season with new ownership after Kathy Goodman and Carla Christofferson, two long-time season ticket holders, bought the Sparks on Dec. 7, 2006. They joined Sheila Johnson's Washington Mystics, Michael Alter's Chicago Sky, and the Mohegan Tribe's Connecticut Sun as independently owned WNBA franchises.

Seven women serve as owners of WNBA teams: Dr. Sheila Johnson (Washington Mystics); Kathy Goodman and Carla Christofferson (Los Angeles Sparks); Kathy Betty (Atlanta); and Anne Levinson, Ginny Gilder, Lisa Brummel and Dawn Trudeau (Seattle Storm). An eighth, musical artist Michelle Williams, formerly of "Destiny's Child," is a minority owner of the Chicago Sky.

Johnson, a co-founder of Black Entertainment Television, became the WNBA's first African-American female owner on May 24, 2005 when she joined Ted Leonsis' Lincoln Holdings LLC, which in turn purchased the Washington Mystics from Washington Wizards' owner Abe Pollin.

## KEY HIGHLIGHTS

Diana Taurasi won both the 2009 WNBA MVP award and the 2009 WNBA Finals MVP award. Lisa Leslie of the Los Angeles Sparks became the first WNBA player to capture the regular-season, All-Star and Finals MVP awards during the 2001 season.

In 2008, Candace Parker became the first WNBA player to win Rookie of the Year and Most Valuable Player of the Year in the same season. The first selection in the 2008 WNBA Draft, she earned both honors after leading the league in double-doubles and rebounds per game, while also ranking second in blocks per game and fourth in points per game. She also became just the second player (Lisa Leslie), to dunk in a WNBA game.

While Diana Taurasi of the Phoenix Mercury won her first WNBA MVP award in 2009, there have been several repeat honorees. Lisa Leslie of the Los Angeles Sparks earned the award in 2006, 2001, and 2004. Leslie joined the Houston Comets' Sheryl Swoopes as the only players in WNBA history to capture MVP honors three times. Two players have won the award twice in a career: Houston's Cynthia Cooper (1997, 1998) and Seattle's Lauren Jackson (2003, 2007). The others to capture MVP honors are Yolanda Griffith (then with Sacramento in 1999) and Los Angeles' Candace Parker (2008, when she became the first rookie in league history to earn the award).

Taurasi rewrote the WNBA scoring records in 2006 when she led the league with 25.3 points per contest, became the first WNBA player to top 800 points in a single season (860), and the single-season mark for three-point field-goals (121) and the single-game mark for points (47, a number later equaled by the Storm's Lauren Jackson in 2007).

There is only one player who has reached 6,000 points in her WNBA career. Lisa Leslie, who retired following the 2009 season, ranks at the top of the WNBA's all-time scoring leaders with 6,263 points. The players who have passed the 5,000 point plateau are Tina Thompson, Katie Smith, and Lauren Jackson.

Lauren Jackson became the youngest (26 years, 77 days) and fastest (209 games) to score her 4,000th career point on July 27, 2007. However, that record was broken when Diana Taurasi reached the same milestone on July 27, 2009 in just 197 games.

Sheryl Swoopes, who earned MVP and Defensive Player of the Year honors in 2000 and 2002, made WNBA history with the league's first triple-double (14 points, 15 rebounds, 10 assists) vs. the Detroit Shock on July 27, 1999.





Through WNBA Cares, the WNBA is deeply committed to creating programs that improve the quality of life for all people, with a special emphasis on education, youth and family development and health and wellness.



#### **WNBA GREEN**

The WNBA is committed to a long-term environmental plan through the implementation of sustainable business practices and procedures that decrease the league's carbon footprint and contribute to a clean, healthy environment. The WNBA Greening Initiative is an innovative program designed to reduce the environmental impact of the league's operations and events.



#### **BREAST HEALTH AWARENESS**

The WNBA Breast Health Awareness program has focused on generating awareness and educating women about breast cancer in addition to raising funds for the initiative.



#### **WNBA FIT**

Encourages girls and women of all ages to learn more about their bodies and the importance of physical fitness through programs related to health, fitness, nutrition and self-esteem. Programming inspires girls and women to get started on "being fit" through small changes in their daily routine.

The NBA FIT/ WNBA FIT Challenge is free for boys and girls ages 14 and under, and encourages participants to maintain healthy, active lifestyles. The competition will offer more than 100,000 youngsters the chance to demonstrate their physical fitness through a time-based fitness course that includes line sprints, jump rope, speed revolutions, wall passes, and defensive shuffles. The challenge tests participants' speed, strength, agility, and overall physical fitness.

Dribble, Dish & Swish is free for boys and girls ages 7 to 12 and encourages participants to be active and to maintain healthy lifestyles. The competition gives participants the opportunity to showcase their fundamental basketball skills and physical fitness through a time-based, half-court obstacle course. The local champion in each age and gender group will receive an all-expense paid trip to NBA All-Star 2010 in Dallas, Texas, where they will compete in the national finals for the chance serve as a ball kid at a select NBA All-Star event.



#### **READ TO ACHIEVE**

A year-round, league-wide initiative that promotes the values of reading and on-line literacy and encourages families and adults to read regularly with young children. The program includes special reading time-outs, the donation of books and literacy materials to schools and community based organizations, and the creation of Reading and Learning Centers and Reading Corners throughout the world.



#### **VACCINES FOR TEENS**

A national multimedia campaign designed to educate teens and their parents about the importance of vaccination against, potentially life-threatening diseases.





<b>LAST, FIRST</b>	<b>UNIFORM #</b>
BASS, LAUREN . . . . .	11
BLAUCH, SUSAN . . . . .	4
BONNER, AMY . . . . .	31
BREWTON, ERIC . . . . .	55
BROOKS, DENISE . . . . .	9
CLAYTON, MARCUS . . . . .	25
DAVIS, PENNY . . . . .	27
DAWKINS, TONY . . . . .	24
FORSBERG, MAJ . . . . .	34
GREENE, TIM. . . . .	46
GRINTER, FELICIA. . . . .	44
GULBEYAN, ROY . . . . .	42
HUMPHREY, DARYL . . . . .	8
INOUYE, CAMERON . . . . .	13
JARRETT, BYRON . . . . .	21
MAUER, THOMAS . . . . .	45
PANTOJA, BRENDA. . . . .	43
PRICE, MICHAEL . . . . .	39
SIMPSON, LAMONT . . . . .	38
SMITH, BILLY . . . . .	35
SMITH, JEFFREY. . . . .	53
SPARROCK, KEVIN . . . . .	49
STEVENS, CLARKE . . . . .	7
SUFFREN, ANGELICA . . . . .	28
TIVEN, JOSH . . . . .	58
TWARDOSKI, SCOTT. . . . .	17
WALKER, KURT . . . . .	18
WHALEY, MARISSA. . . . .	48
WILLIAMS, JAMES . . . . .	52

## NEWSPAPER

### Tulsa World

**Address:** . . . . . 315 S. Boulder Ave.

. . . . . Tulsa, OK 74103

**Phone:** . . . . . (918) 583-2161

**Sports Dept:** . . . . . (918) 581-8354  
. . . . . www.tulsaworld.com.

**Sports Editor:** . . . . . Mike Strain  
. . . . . (918) 581-8356  
. . . . . mike.strain@tulsaworld.  
com

**Shock Beat Reporter:** . . Lynn Jacobsen  
. . . . . (918) 581-8461  
. . . . . lynn.jacobsen@tulsaworld.  
com

## WIRE SERVICES

### Associated Press-Tulsa Bureau

**Address:** . . . . . PO Box 1770  
. . . . . Tulsa, OK 74102

**Phone:** . . . . . 584-4346

**Fax:** . . . . . 584-4654

**News Editor:** . . . . . Justin Juozapavicius  
. . . . . jjuzapavicius@ap.org

## TELEVISION

### KJRH- 2NBC

**Address:** . . . . . 3701 S. Peoria  
. . . . . P.O. Box 2, 74101

**Phone:** . . . . . 743-2222

**Newsroom:** . . . . . 742-6397  
. . . . . news@kjrh.com

**Phone:** . . . . . 748-1590

**Fax:** . . . . . 748-1436

**Sports Director:** . . . . . Al Jerkens  
. . . . . jerkens@kjrh.com

### KOTV- 6CBS

**Address:** . . . . . 302 S. Frankfort Ave.  
. . . . . P.O. Box 6, 74101

**Phone:** . . . . . 582-6666  
. . . . . newsdesk@newson6.net

. . . . . Newsroom

**Phone:** . . . . . 732-6105

**Fax:** . . . . . 732-6185

**Sports Director:** . . . . . John Holcomb  
john.holcomb@newson6.net

### KTUL- 8ABC

**Address:** . . . . . 3333 S. 29th W. Ave  
. . . . . P.O. Box 8 74101

**Phone:** . . . . . 445-8888

**Fax:** . . . . . 445-9359

### Newsroom

**Phone:** . . . . . 445-9371

**Fax:** . . . . . 445-9359  
. . . . . desk@ktulhome.net

**Sports Director:** . . . . . Chris Lincoln  
. . . . . clincoln@ktul.com

### KOKI- 23FOX

**Address:** . . . . . 2625 S. Memorial, 74129

**Phone:** . . . . . 491-0023

**Fax:** . . . . . 388-0516  
. . . . . news@fox23.com

### Newsroom

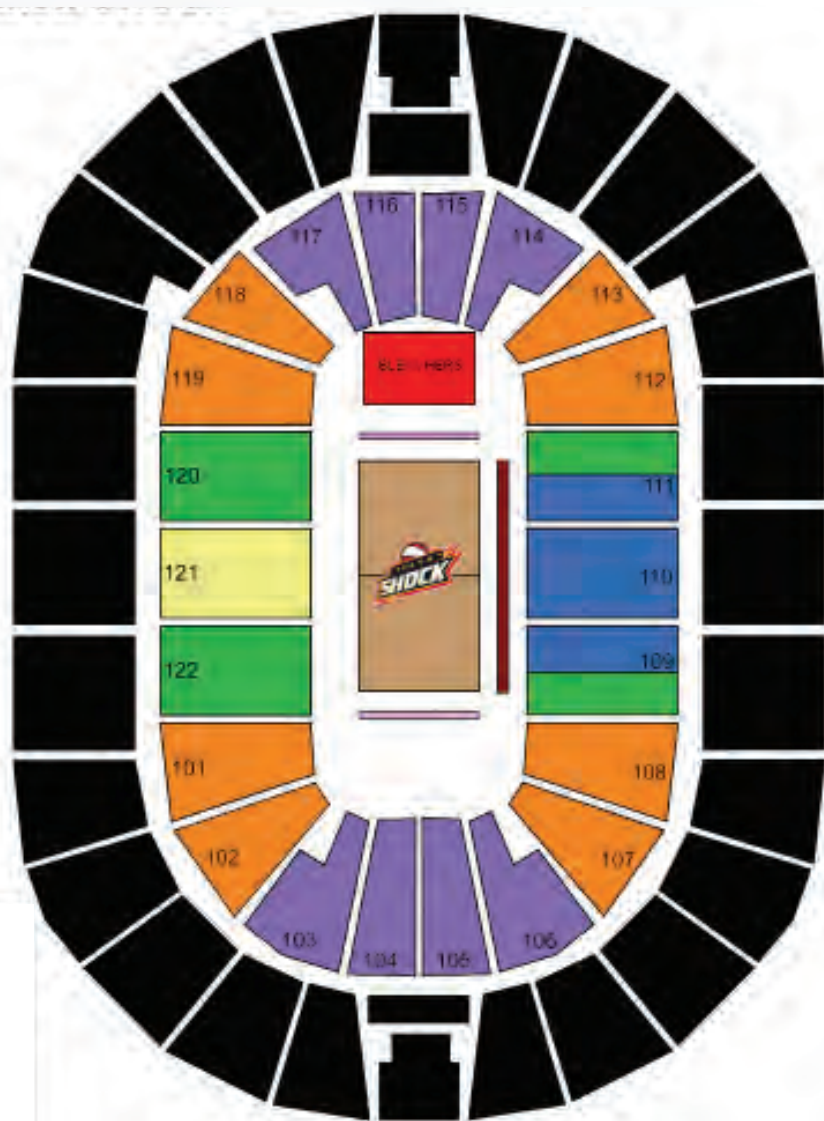
**Phone:** . . . . . 388-5353

**Sports Director:** . . . . . Steve Layman  
. . . . . slayman@fox23.com









**Prices** – Single game price/Season price

<span style="display: inline-block; width: 15px; height: 15px; background-color: #800000; border: 1px solid black;"></span> \$125/\$1890	<span style="display: inline-block; width: 15px; height: 15px; background-color: #FFC0CB; border: 1px solid black;"></span> \$115/\$1710	<span style="display: inline-block; width: 15px; height: 15px; background-color: #0000FF; border: 1px solid black;"></span> \$70/\$1062	<span style="display: inline-block; width: 15px; height: 15px; background-color: #FFFF00; border: 1px solid black;"></span> \$48/\$630
<span style="display: inline-block; width: 15px; height: 15px; background-color: #00FF00; border: 1px solid black;"></span> \$39/\$450	<span style="display: inline-block; width: 15px; height: 15px; background-color: #FFA500; border: 1px solid black;"></span> \$31/\$360	<span style="display: inline-block; width: 15px; height: 15px; background-color: #800080; border: 1px solid black;"></span> \$21/\$270	<span style="display: inline-block; width: 15px; height: 15px; background-color: #FF0000; border: 1px solid black;"></span> \$15/\$180
			<span style="display: inline-block; width: 15px; height: 15px; background-color: #00FFFF; border: 1px solid black;"></span> \$10

**1-877-90-HOOPS | 599-WNBA | tulsashock.net | bokcenter.com**



## 2011 Tulsa Shock Schedule

(Yellow highlight denotes Tulsa Shock home game to be played at the BOK Center.)

Day	Date	Visitor	Home	Local (Home)	Eastern
Sat.	4-Jun-11	Tulsa	San Antonio	7:00 PM	8:00 PM
Tue.	7-Jun-11	Tulsa	Minnesota	7:00 PM	8:00 PM
Fri.	10-Jun-11	San Antonio	Tulsa	7:00 PM	8:00 PM
Sun.	12-Jun-11	Tulsa	Connecticut	3:00 PM	3:00 PM
Tue.	14-Jun-11	Tulsa	Indiana	7:00 PM	7:00 PM
Sat.	18-Jun-11	Washington	Tulsa	7:00 PM	8:00 PM
Tue.	21-Jun-11	Seattle	Tulsa	7:00 PM	8:00 PM
Thu.	23-Jun-11	New York	Tulsa	11:30 AM	12:30 PM
Sun.	26-Jun-11	Tulsa	Washington	4:00 PM	4:00 PM
Thu.	30-Jun-11	Minnesota	Tulsa	7:00 PM	8:00 PM
Fri.	8-Jul-11	Phoenix	Tulsa	7:00 PM	8:00 PM
Sun.	10-Jul-11	Tulsa	Phoenix	3:00 PM	6:00 PM
Wed.	13-Jul-11	Tulsa	Chicago	11:30 AM	12:30 PM
Fri.	15-Jul-11	Los Angeles	Tulsa	7:00 PM	8:00 PM
Sun.	17-Jul-11	Tulsa	New York	4:00 PM	4:00 PM
Tue.	26-Jul-11	Atlanta	Tulsa	7:00 PM	8:00 PM
Thu.	28-Jul-11	Chicago	Tulsa	7:00 PM	8:00 PM
Sat.	30-Jul-11	Seattle	Tulsa	7:00 PM	8:00 PM
Fri.	5-Aug-11	Indiana	Tulsa	7:00 PM	8:00 PM
Sat.	6-Aug-11	Tulsa	San Antonio	7:00 PM	8:00 PM
Tue.	9-Aug-11	Tulsa	Los Angeles	7:30 PM	10:30 PM
Thu.	11-Aug-11	Tulsa	Seattle	7:00 PM	10:00 PM
Sun.	14-Aug-11	Tulsa	Minnesota	6:00 PM	7:00 PM
Sun.	21-Aug-11	Los Angeles	Tulsa	6:00 PM	7:00 PM
Tue.	23-Aug-11	Minnesota	Tulsa	7:00 PM	8:00 PM
Thu.	25-Aug-11	Tulsa	Seattle	7:00 PM	10:00 PM
Fri.	26-Aug-11	Tulsa	Los Angeles	7:30 PM	10:30 PM
Sun.	28-Aug-11	Connecticut	Tulsa	3:00 PM	4:00 PM
Tue.	30-Aug-11	Phoenix	Tulsa	7:00 PM	8:00 PM
Fri.	2-Sep-11	Seattle	Tulsa	7:00 PM	8:00 PM
Sun.	4-Sep-11	Tulsa	Atlanta	3:00 PM	3:00 PM
Thu.	8-Sep-11	Tulsa	Phoenix	7:00 PM	10:00 PM
Fri.	9-Sep-11	Tulsa	Los Angeles	7:30 PM	10:30 PM
Sun.	11-Sep-11	San Antonio	Tulsa	6:00 PM	7:00 PM

