




2016-17 MEDIA GUIDE



PAUL
13 **GEORGE**

2016 U.S. OLYMPIAN
AND GOLD MEDALIST



Teaming Up to Build Better Communities

Bankers Life isn't just the name on the Fieldhouse. It's also part of our winning lineup of life and health insurance brands at CNO Financial Group.

Since 1999, CNO Financial has been a proud supporter of the Pacers Foundation and its mission to help central Indiana's youth make winning life choices.



With every 3-point shot that the Pacers make this season at Bankers Life Fieldhouse, **CNO Financial will donate \$50 to the Pacers Foundation.**

CNOinc.com | PacersFoundation.org



CNO FINANCIAL GROUP



Media/Photographers' Guidelines	2-3
Directional Maps	4
Sites Around Indianapolis	5
Bankers Life Fieldhouse	6-7
St. Vincent Center	8
Fort Wayne Mad Ants	9
Bankers Life Fieldhouse Seating Diagram	10
2016-17 Roster	11
FRONT OFFICE	13-36
Pacers Sports & Entertainment	
Staff Directory	14-16
Owner, Chairman, CEO and NBA Governor,	
Herbert Simon	17
Vice Chairman,	
Jim Morris	17
President of Basketball Operations,	
Larry Bird	18
President/Chief Operating Officer, Rick Fuson	19
PS&E Executive Staff	19-24
PS&E Vice Presidents	25
PS&E Front Office Staff	26-30
Game Entertainment	31-32
Announcers	33-36
IN THE COMMUNITY	37-49
Pacers Cares Initiatives	38-47
Pacers Foundation	48
NBA Cares	49
BASKETBALL STAFF	51-56
Head Coach	52
Basketball Staff	53-56
THE PLAYERS	57-135
Lavoy Allen	58-62
Aaron Brooks	63-67
Rakeem Christmas	68-70
Monta Ellis	71-77
Jeremy Evans	78-81
Paul George	82-88
Al Jefferson	89-94
C.J. Miles	95-100
Georges Niang	101-103
Glenn Robinson III	104-107
Kevin Seraphin	108-111
Rodney Stuckey	112-117
Jeff Teague	118-122
Myles Turner	123-126
Joe Young	127-130
Thaddeus Young	131-135
2015-16 REVIEW	137-145
2015-16 Day-by-Day Results	138-140
2015-16 Final Statistics	140-141
2015-16 Record Breakdown	142
2015-16 NBA Final Standings	143
2015-16 NBA Statistical Leaders	144-145

WRITERS

Bill Benner, David Benner, Leslie Hobbs,
Wes Kaminski, Krissy Myers, Morgan Schenck,
Kelli Towles

EDITORS

David Benner, Krissy Myers

DESIGN AND PRINTING

Section 127 and Sport Graphics

PHOTOS

Ron Hoskins/NBAE/Getty Images
Frank McGrath, Pacers Sports & Entertainment
Jessica Hoffman, Pacers Sports & Entertainment

THE OPPONENTS	147-213
2016-17 NBA Directories	206
NBA Terminology	207
NBA Development League	208-212
NBA Court Dimensions	213
FRANCHISE HISTORY	215-238
Won/Loss Records	216
Coaches' Records	217
Chronology	218
Honor Roll	219
Statistical Leaders	220-224
Franchise Top 10	225-226
Individual Records	227-228
Team Records	229-232
Team Statistics	233-234
Attendance	235-236
Retired Jersey Numbers	237-238
NBA YEARS (1976-present)	239-266
Top 10	240-241
Top 5 Season Leaders	242
Top Single-Game Performances	243-244
Individual Performances	245-250
Team Performances	251
Scoring by Quarters	
Streaks	
Margins	
Record Breakdown	252-254
Transactions	255-263
Draft Picks	264-266
ABA YEARS (1967-1975)	267-271
PLAYOFFS HISTORY	273-287
ABA Playoff Results	274
NBA Playoff Results	275-276
Franchise Top 10	277-278
Top 10, NBA Only	279-280
Individual Records	281
Team Records	282-283
Individual Performances	284
Scoring By Quarters	285
Team Statistics	286-287
ALL-TIME RESULTS	289-337
ALL-TIME ROSTER	339-401
2016-17 SCHEDULE	BC

All NBA and team insignia depicted in this publication are the property of NBA Properties, Inc. and the respective teams of the NBA and may not be reproduced for commercial purposes without the prior written consent of NBA Properties, Inc.

The information contained in this publication was compiled by the Indiana Pacers and is provided as a courtesy to our fans and the press and may be used only for personal or editorial purposes. Any commercial use of this information is prohibited without the prior written consent of the Indiana Pacers.

© 2016 Indiana Pacers

IMPORTANT PHONE NUMBERS



David Benner
(317) 917-2851 (w)
(317) 372-1643 (c)
dbenner@pacers.com



Krissy Myers
(317) 917-2869 (w)
(317) 372-4121 (c)
kmyers@pacers.com



Wes Kaminski
(317) 917-2853 (w)
(812) 631-2091 (c)
wkaminski@pacers.com

Pacers Sports & Entertainment..... (317) 917-2500
Office FAX machine..... (317) 917-2799
Press Room..... (317) 917-2966
Press Room FAX machine..... (317) 917-2969, 2970

CREDENTIALS MUST BE VISIBLE AT ALL TIMES.

All media with access to restricted areas will be required to produce a photo ID and all bags and equipment will be subject to inspection.

MEDIA INFO

CREDENTIALS

Seating at Bankers Life Fieldhouse's press tables is restricted to accredited working media representatives. Non-working media will be seated in reserved seat areas when seats are available. **PLEASE SIT IN YOUR ASSIGNED SEAT.**

Single-game credentials must be requested no later than noon the day before the game (Friday noon for Sunday games).

You may request credentials by faxing, on company's letterhead, to the Public Information Department at (317) 917-2799, or by writing, on company's letterhead, to the Public Information Department, 125 S. Pennsylvania Street, Indianapolis, IN 46204. You may also e-mail a request as long as it comes from a company account and not a personal account.

Credentials are good for admittance to the Fieldhouse, media room and home and visiting locker rooms.

Pre-arranged credentials may be picked up before the game at the media entrance.

MEDIA MEMBERS HOLDING PACERS' SEASON PASSES SHOULD NOTIFY DAVID BENNER, KRISSY MYERS OR WES KAMINSKI IF PLANNING TO COVER A GAME IN ORDER TO RESERVE SEATING.

AUTOGRAPHS

SEEKING AUTOGRAPHS OR SOUVENIR ITEMS FROM PLAYERS OR COACHES IS STRICTLY PROHIBITED AND SUBJECT TO FORFEITURE OF CREDENTIAL.

MEDIA ENTRANCE

The media entrance is located at the southeast corner of Bankers Life Fieldhouse, on Delaware Street. Only media members who hold Indiana Pacers or NBA media credentials will be admitted through this entrance.

BILL YORK MEDIA ROOM

Located on the Event Level of Bankers Life Fieldhouse in the southeast corner, it is accessible by either elevator or stairs near the media entrance.

We must limit media room usage to members of the media only when valid Pacers or NBA media passes are presented. It is a working room, therefore **IT IS DIFFICULT TO ACCOMMODATE FAMILY MEMBERS, FRIENDS, GUESTS OR OTHERS.**

The professional intent of the room is to provide a meeting and working place for the media and game personnel. Any abuse of the media room and / or media privileges will cause forfeiture of your media pass.

SERVICES

Complete statistics, along with pregame notes, lineups, information regarding injuries and other pertinent facts, will be furnished by the Pacers' Public Information Department.

Play-by-play and halftime boxscores will be delivered directly to the press table. Complete final boxscores, fourth-quarter play-by-plays and postgame quotes and notes will be available following the game in the media room.

FAX – The Indiana Pacers will provide one fax machine for use in the media room.

Wireless internet access is available in the media room and the seating bowl.

PRESS ROW

Your cooperation is asked in maintaining a working atmosphere at press row. Smoking is prohibited in Bankers Life Fieldhouse.

LOCKER ROOMS

Both the Pacers' and visitors' locker rooms will be open up to 45 minutes before game time and 10 minutes after the game.

Cell phone use by media is prohibited inside team dressing rooms.

PHOTOGRAPHERS' GUIDELINES

Only those photographers on assignment will be allowed space on the floor and their photo credentials must be worn prominently at all times.

Credentials are good for admittance to Bankers Life Fieldhouse, Bill York Media Room and the designated photographers' areas on the Fieldhouse floor. Only television photographers doing postgame interviews will have access to locker room areas.

Photographers are allowed only within the designated photographers' area at each end of the court. Spaces will be assigned by Pacers Media Relations.

All photographers and TV cameramen must stay at least four feet behind the baseline at all times. In the event it is not physically possible to achieve this in certain arenas, an appropriate standard will be determined by Media Relations and the NBA.

Photographers must remain stationary and seated at all times, except at quarter breaks and halftime.

Photographers are not permitted on the court at any time during the game.

No food or drink is allowed on the playing floor.

Photographers cannot shoot from public walkways or vomitories.

If space is available, photographers may request to shoot from the media seating in the stands.

When placing tape on the playing floor, authorization must be received from a member of the media relations staff or the Facilities Division.

NOTE: Photos are for accredited media outlets only. Selling of photos for any purposes is strictly prohibited and will result in forfeiture of credential.

EQUIPMENT

Photographers located on the baseline or sideline will be permitted only one standard-size "Domke" bag, which must be placed behind the photographer during the game. Equipment not needed during the game must be stored off the court. One additional camera can be stored either beside or directly behind the photographer.

Should a photographer need to leave the floor during the game, the photographer MUST TAKE ALL EQUIPMENT with them. Cameras, bags, etc., cannot be left in a vacated space. Due to safety issues, there will be no exceptions to this rule.

Each photographer will be permitted one monopod — NO TRIPODS — at courtside. No stand-alone remotes or seats other than "lawn-type" photographer seats will be permitted.

RUBBER LENS SHADES

In order to reduce the risk of injury to players, rubber lens shades are required for all still photographers, broadcasters, news and entertainment video and film crews who are authorized to shoot NBA game action. Any additional light sources or sun guns must either be removed or covered with bubble wrap.

Rubber lens covers are available by contacting:

Roberts Distributors, Inc.
255 S. Meridian Street
Indianapolis, IN 46225
(317) 636-5524
(800) 726-5544
FAX: (317) 636-5793

The only exception to this policy will be for those photographers utilizing telephoto lenses (i.e., 300 and 400 mm lenses) when such lenses are used to shoot game action at the opposite end of the court. These lenses must be stored behind the photographer when the action is in the near side of the court.

LOCKER ROOMS

No still photography is permitted in either team's locker room.

CLOTHING

All photographers must leave any outer wear, i.e., coats, hats, gloves, etc., in the Bill York Media Room during game action.

TV NEWS CREWS

Credential requests must be received by noon the day of the game.

News crews are restricted to crowd interviews in the Entry Pavilion, outside of the ticketed area. Interviews are not allowed in the vomitories on any level of Bankers Life Fieldhouse. News crews are not allowed on the Founders or Krieg DeVault Club Levels, unless accompanied by a member from media relations. In order to enter a Suite, each news crew must have permission from the individual Suite Holder to enter their respective Suite. Once permission is granted, the news crew must inform a member from media relations, and then will be accompanied into the Suite by someone from media relations.

During game action, news crews must shoot crowd reaction from designated areas. Check with media relations for locations. No interviews will be allowed within the seating bowl once game action begins.

INTERNATIONAL MEDIA POLICY

All international media (affiliations distributed outside of the U.S.) requests are handled by the NBA International Public Relations Department.

Any international media member interested in covering an Indiana Pacers regular-season game must first submit a request in writing to the NBA. Please do not contact the Pacers individually.

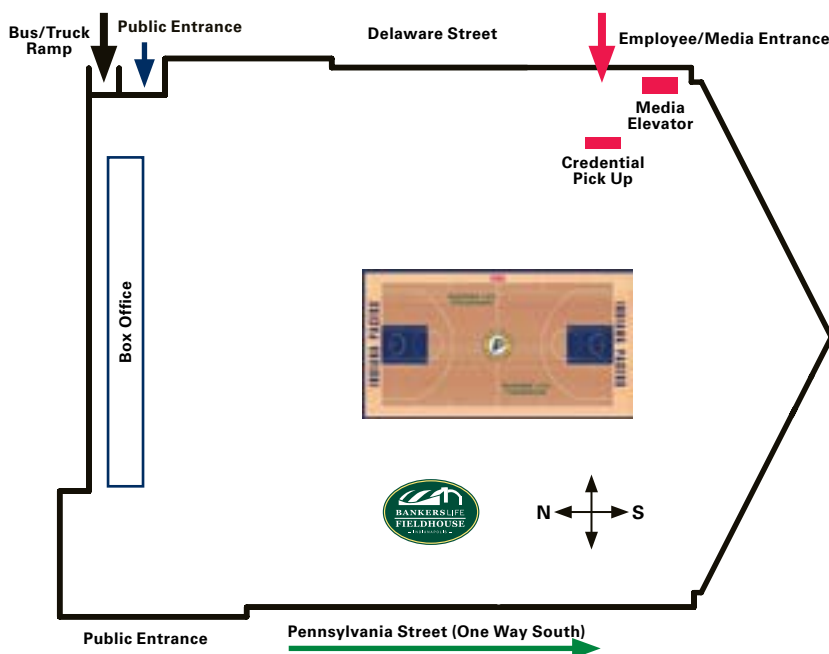
All credential requests must be received at least three business days prior to the first games requested.

Photo identification will be required when picking up confirmed credentials at the Media Entrance.

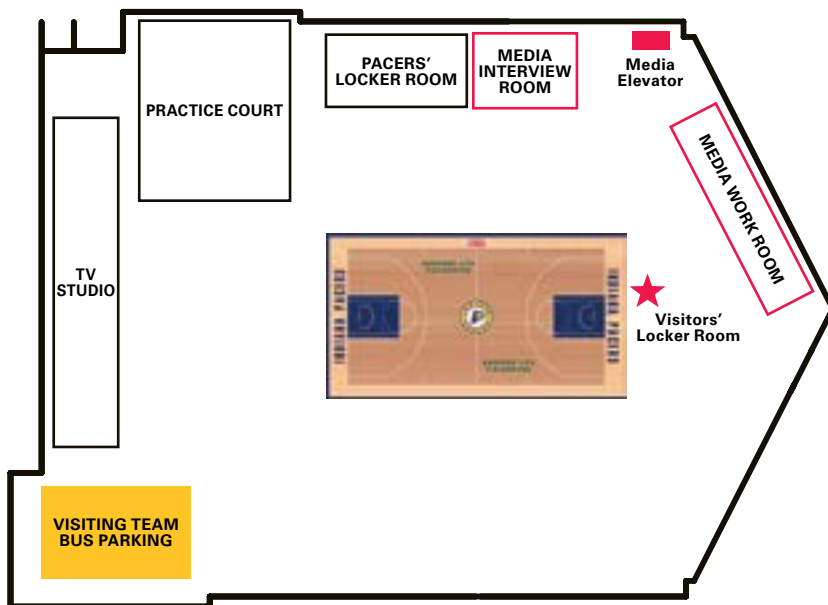
Requests may be FAXED to the attention of:

**NBA International
FAX: (212) 407-8044**

Additional information on international media policies may be obtained by contacting the NBA's International PR Department at (212) 407-8000.



Media must enter Bankers Life Fieldhouse off of Delaware Street. Once inside the building, media will take the Media Elevator to the Event Level. Go straight to the main inner hallway and turn left. The Bill York Media Work Room will be on your left.



CIRCLE CENTRE MALL

Address: Downtown, between Washington & Georgia Streets
Phone: (317) 681-8000 **Web site:** simon.com
Hours: Mon.-Sat. 10:00 a.m.-9:00 p.m.; Sun. Noon-5:00 p.m.; Restaurant hours vary
Admission: \$2 parking garage fee for first 3 hours
 Circle Centre Mall opened its doors in September 1995. Stores include Carson Pirie Scott, Finish Line and H&M. The mall also is home to many restaurants and includes a movie theatre.

EITELJORG MUSEUM OF AMERICAN INDIANS AND WESTERN ART

Address: 500 W. Washington Street
Phone: (317) 636-WEST **Web site:** eiteljorg.org
Hours: Mon.-Sat. 10:00 a.m.-5:00 p.m.; Sun. Noon-5:00 p.m.
Admission: Adults \$13; seniors, 65 and over, \$11; children, ages 5-17, and students with ID, \$7; children, under 4, free
 This adobe-style museum, located in White River State Park, houses a Native American and a Western American gallery featuring artifacts that date back to the early 19th century. Exhibits include pottery, paintings, basketry, clothing and bronze art. The museum also hosts a gift shop, White River Trader, as well as dining in the Sky City Cafe.

IMAX THEATER IN THE INDIANA STATE MUSEUM

Address: 650 W. Washington Street
Phone: (317) 233-IMAX **Web site:** imaxindy.com
Hours: Movie times vary
Admission: Standard engagement films under 60 mins. in length: Adults \$10; seniors, 60 and older, \$8; and children, ages 12 and under, \$7; Special engagement films over 60 mins. in length: Adults \$16; seniors, 60 and older, \$16; and children, ages 12 and under, \$13
 This 409-seat theater is located in the Indiana State Museum in White River State Park and features the latest in cinematic technology. The theater features bigger-than-life, 2-D and 3-D large format movies, as well as feature films, on a 6-story, 80-foot wide screen, with a state-of-the-art sound system.

INDIANA STATE MUSEUM

Address: 650 W. Washington Street
Phone: (317) 232-1637 **Web site:** indianamuseum.org
Hours: Mon.-Sat. 10:00 a.m.-5:00 p.m.; Sun. 11:00 a.m.-5:00 p.m.; closed holidays
Admission: Adults \$13; seniors, 60 and older, \$12; college students, \$9.75; children, ages 3-12, \$8.50; different prices apply to special engagements.
 The Indiana State Museum, in White River State Park in downtown Indianapolis, is the state's gathering place - inviting exploration, discovery and an ever-changing, family-friendly experience.

THE CHILDREN'S MUSEUM OF INDIANAPOLIS

Address: 3000 N. Meridian Street
Phone: (317) 334-4000 **Web site:** childrensmuseum.org
Hours: Open Daily, March-Labor Day 10:00 a.m.-5:00 p.m.; closed Mondays Sept.-Feb.
Admission: Adults \$22.50; seniors, age 60+, \$21.50; children, ages 2-17, \$18.50; Carousel Admission: \$1 per ride
 Discover 12 major hands-on galleries that explore the physical and natural sciences, history, world cultures and the arts. See a large-format film in the CineDome, enjoy live performances in the Lilly Theater, visit the stars in the SpaceQuest Planetarium and check out the InfoZone library. Refresh yourself in Reflections Restaurant and shop in The Children's Museum Store.

INDIANAPOLIS MOTOR SPEEDWAY HALL OF FAME MUSEUM

Address: 4790 W. 16th Street
Phone: (317) 492-6784
Web site: indianapolismotorspeedway.com
Hours: Open 363 days, March - October: 9:00 a.m.-5:00 p.m.; November - February 10:00 a.m. - 4:00 p.m.; closed Christmas and Thanksgiving Days; extended hours during the month of May

Admission: Adults \$10; children, ages 5-15, \$5; children, 5 & under, free; Bus tours: Adults \$5; children, ages 6-15, \$3; children, under 5, free

One of the world's largest and most varied collections of automobiles, and more than 30 cars that won the Indianapolis 500, are on display. The museum also hosts a 15-minute bus tour of the 2½-mile, oval track.

INDIANAPOLIS MUSEUM OF ART

Address: 4000 Michigan Road
Phone: (317) 920-2660 **Web site:** imamuseum.org
Hours: Tue., Wed., Fri., Sat 11:00 a.m.-5 p.m.; Thu. 11:00 a.m.-9:00 p.m.; Sun. Noon-5:00 p.m. closed Mondays, Christmas, New Years
Admission: Free for IMA members; General admission-Adults \$18.00, Youth (6-17) \$10.00
 Among the largest general art museums in the United States. Situated on 152 acres that incorporate the former J.K. Lilly Jr. estate, Oldfields, as well as breathtaking gardens and grounds, the IMA features significant collections of African, American, Asian, European, contemporary and decorative art, including paintings, sculpture, prints, drawings, photographs, textiles and costumes.

SOLDIERS AND SAILORS MONUMENT

Address: Monument Circle
Phone: (317) 232-7615
Hours: Fri.-Sun. 10:30 a.m.-5:30 p.m.
Admission: Free
Elevator Admission: \$2
 This 284-foot limestone monument, where visitors can get a view of the city's skyline, stands as a tribute to Indiana's 19th and 20th century veterans. It is located on a circle in downtown Indianapolis; hence the city's nickname "Circle City." The monument also houses in its lower level the Colonel Eli Lilly Civil War Museum.

SITES NEAR INDIANAPOLIS

INDIANA BASKETBALL HALL OF FAME

Address: 1 Hall of Fame Court, New Castle, Ind.
Phone: (765) 529-1891 **Web site:** hoopshall.com
Hours: Mon.-Sat. 10:00 a.m.-5:00 p.m.; Sun. 1:00 p.m.-5:00 p.m.
Admission: Adults \$5; children, ages 5-12, \$3, children under 5, free
 Tour a locker room or step on the court for a basketball game through this museum's interactive exhibits. Artifacts and videos of famous basketball players are on display.

INDIANA DOWNS

Address: 4300 N. Michigan Road, Shelbyville, Ind.
Phone: (317) 421-0000 **Web site:** indianadowns.com
Hours: 10:00 a.m.-Midnight daily; call for live racing dates and times.
Admission: Free; \$5 Second Floor, Silk & Sulkies Dining
 Located 30 minutes southeast of Indianapolis, off of I-74. Live harness racing, thoroughbred and quarter-horse racing, as well as off-track wagering.

INDIANA LIVE! CASINO

Address: 4300 N. Michigan Road, Shelbyville, Ind. 46176
Phone: (877) 386-4463
Web site: IndianaLiveCasino.com
Hours: 24 hours a day, 7 days a week
Admission: Free

The brand new 233,000 square-foot facility opened its doors on March 13, 2009. Indiana Live! Casino is now the largest land-based casino located in the Midwest.

HOOSIER PARK

Address: 4500 Dan Patch Circle, Anderson, Ind.
Phone: (800) 526-RACE
Web site: hoosierpark.com
E-mail: info@hoosierpark.com
Hours: Open 24 hours
Admission: Free

BANKERS LIFE FIELDHOUSE

Designed to capture the rich tradition and history of Indiana basketball and the storied high school gymnasiums and college arenas that house the Hoosier Game throughout the state, Bankers Life Fieldhouse is a unique blend of today's amenities and yesterday's feel.

With 750,000 square feet and 17,923 seats for Pacers basketball, Bankers Life Fieldhouse (formerly known as Conseco Fieldhouse), opened Nov. 6, 1999, when the Indiana Pacers hosted the Boston Celtics. In the intervening years, it has continued to add evolving technology and comfort while not relinquishing its nostalgic aura.

It is a building that is unique in today's sports society because extra effort was made to make it that way. In other words, in Indiana, where basketball borders on religion, then it must be played in an appropriate cathedral. Bankers Life Fieldhouse is that cathedral. That's what makes the home of the Pacers and Indiana Fever unique.

"This building has a special feeling to it, so that when people come into it they feel a part of the tradition that the building is for," said Pacers Sports & Entertainment President and COO Rick Fuson. "I think this is a pure basketball arena that reflects the game itself and its roots."

Ground was broken on July 22, 1997, on the \$183 million multi-purpose facility and while there were blueprints, a scale model and dreams, it was difficult for anyone to fathom what would evolve. But what rose 14 stories into the Indianapolis skyline is a fit perfect for the city, the state, the game of basketball at any level and the various events a facility of this type would host.

"There are so many features that make it one-of-a-kind," said Tom Proebstle, Project Designer for Ellerbe Beckett, the Fieldhouse design firm. "The most obvious feature is the two huge glass curtain walls facing east and west that mark the beginning of an incredible architectural promenade as you are approaching downtown on the highway and see the lit-up glass set against the Indianapolis skyline. No other arena in the world can claim this. I'm sure it will be copied many times over."

That's the view from the outside. Inside, the unique look and feel of Bankers Life Fieldhouse fully takes over. The Entry Pavilion is a vast gathering place that funnels fans to the Grand Staircase. As patrons make their way up the staircase, their view takes them to their first look at the seating bowl (another unique feature) and to large memorabilia cases on each side of the entrance to the seating bowl.

From there, no matter which direction one takes, it's a nostalgic look. From the signage, to the concession stands, to the sponsor pavilions, to the bathrooms, to the practice facility, to the light fixtures, to the state-of-the-art center-hung scoreboard, Bankers Life Fieldhouse is unique, distinct and, as Pacers' great Reggie Miller once described, "Unbelievable. Absolutely unbelievable. Far beyond my expectations."

USA Today has called the Fieldhouse "A Cathedral to Basketball" and Amusement Business Magazine referred to it as "The Camden Yards of Basketball." Upon its opening, NBC's Bob Costas said Bankers Life Fieldhouse "is winning raves all around the league, many think it's the best building in the NBA."

That reputation has not diminished.

A dominant feature of the Fieldhouse is the state-of-the-art scoreboard that was added in 2012. The scoreboard features twin 1080p high definition (HD) video screens, each measuring 50 feet long – extending nearly foul line to foul line – by 21 feet high. In addition to the HD screens running the length of the court, the innovative rectangular scoreboard design is capped by a 25' by 14' full 1080p HD video screen facing each baseline. The end result of the design is a greatly improved visual experience from nearly every seat in the building. BLF also features a state-of-the-art sound system, also installed in 2012. In 2014, 18 new large digital displays were installed throughout the building.

Bankers Life Fieldhouse has suites (63), club seats (2,400) and state-of-the-art amenities. But it has a look and feel unlike any other indoor facility.

Thanks to a 10-year, \$160-million grant from the Capital Improvement Board, which owns building, Bankers Life Fieldhouse is currently undergoing a wide range of improvements to add more customer service, technology and back-of-the-house upgrades. Foremost among the improvements visible to fans:

- The new Lightbound Courtside Club (formerly the Locker Room Restaurant), a dramatically renovated and enlarged restaurant that offers views of both the TCU Practice Court and the Pacers players as they make their way to and from their locker room to the court.
- The new Sells Group Loft, a consolidation of eight suites on the Krieg DeVault Club Level into an exclusive combination of theatre and loge seating served by a common food and beverage area.

In addition to hosting both the NBA and WNBA Finals for the Pacers and Fever, the Fieldhouse has hosted major boxing, WWE and UFC events, as well as visits from Pavarotti, Bruce Springsteen, The Boston Pops, John Mellencamp, Paul McCartney, Tim McGraw & Faith Hill, Coldplay, NSync, Crosby, Stills, Nash & Young, Kid Rock, U2, Lady Gaga, Elton John, Billy Joel, Justin Timberlake, Taylor Swift, Carrie Underwood and Disney On Ice. It has also played host to the 2002 FIBA World Basketball Championship, the 2004 FINA World Short Course Swimming Championships, three U.S. Gymnastics Championships and numerous Big Ten men's and women's basketball tournaments.

In 2016, BLF hosted its second NCAA Women's Final Four and in March of 2017, will host an NCAA Men's Regional. BLF also is home to the IHSAA Boys and Girls State Basketball Finals, the IHSAA State Wrestling Championships, and the Crossroads Classic featuring Indiana, Purdue, Butler and Notre Dame universities.

Additionally, Bankers Life Fieldhouse has been recognized for its compliance and exceeding of ADA (Americans with Disabilities Act) requirements.

One other note to illustrate the building's versatility: it is the most widely used public building in the state of Indiana, hosting between 1.7 and 2 million visitors annually.

BANKERS LIFE FIELDHOUSE

QUICK FACTS

- Ground breaking was on July 22, 1997.
- Approximately 300,000 cubic yards of dirt were removed from the construction site.
- The world's largest crane was brought in to install tresses on top of building. The crane was so large it was disassembled before being brought into the structure and reassembled on the ground level once inside the structure.
- Was the first retro-styled facility in the NBA.
- Main Concourse width ranges from 24 to 60 feet.
- 61 luxury suites available for sale and two larger hospitality suites available for rent.
- First Financial Bank Level suites are 16 rows from courtside seating.
- Approximately five trips around the Main Concourse equal a mile.
- Four main stairwells with approximately 1,014 steps.
- Heating ducts under plazas melt ice during cold weather.

ADDITIONAL FACTS AND FIGURES

Owner:	Capital Improvement Board, City of Indianapolis
Construction Managers:	Huber, Hunt & Nichols, Inc./ Smoot in conjunction with J. Beard Management Associates
Architect:	Ellerbe Becket Architects & Engineers
Operator:	Pacers Sports & Entertainment
Cost:	\$183 million
Capacity:	17,923 (for basketball)
Acres:	6.2
Square Feet:	750,000
Cubic Feet of Volume:	10,000,000
Limestone:	1,800 pieces totaling 660 tons; 6,500 linear feet

Blocks:	550,000
Bricks:	600,000
Glass:	58,000 square feet, 782 panes
Cable:	38,000 miles
Lights:	8,917
Roof:	14 stories high (approximately 170") (2,600 tons of steel)
Workers to build:	1,200 (approximately 1,461,359 man-hours)
Concession stands:	54 (106 points of sale)
Restrooms:	71 (570 fixtures)
Drinking Fountains:	33
Elevators:	7
ATM Machines:	3
	Entry Pavilion
	Old National Bank.....Main Concourse - Section 19
	Indiana Members Credit Union..Balcony Level - Section 211
First Aid offices:	3
Box Office windows:	18
Catwalk:	approximately 148' from

EVENT LEVEL	
Main Scoreboard:	Installed in 2012; Rectangular, center-hung design with two 50' by 21' and two 25' by 14' 1080p HD Mitsubishi Electric Diamond Vision 6mm LED video screens
Seat size:	20" on Lower/Balcony Levels; 21" on Krieg DeVault Club Level; 22" in Suites
Naming Rights Partner:	Bankers Life & Casualty Company
Sponsor Pavilions:	3 (Indianapolis Motor Speedway, Union Construction and Sun King Brew Deck)
The basketball in Home Court:	18' across (each section is 18'x9'x6'); 3,860 lbs.; 820 man-hours to construct; 6,870 dimples (hand-carved and painted by one man); makes one revolution per minute; rotates at a 22-degree incline; powered by a 1/4-HP motor; constructed out of steel and wrapped with fiberglass.





In August of 2015, Pacers Sports & Entertainment and St. Vincent announced they are partnering on St. Vincent Center, a training facility and medical office building that will provide local residents and workers improved access to high-quality care. Groundbreaking took place in December of 2015 and completion is expected in June of 2017.

St. Vincent, a member of Ascension, the nation's largest Catholic and not-for-profit health system, is a leader in medical excellence, including primary care, cardiovascular services and sports performance. The 20-hospital system has secured the naming rights and on-site medical services for the five-story facility that will be privately financed by PS&E.

The 130,000 square-foot St. Vincent Center is being built in a pie-shaped space on Delaware Street immediately east of Bankers Life Fieldhouse and adjacent to the Virginia Avenue Parking Garage. It will be connected to Bankers Life Fieldhouse via a tunnel to the event level.

The St. Vincent Center will provide primary care, cardiovascular and sports performance services available for athletes and the general public. St. Vincent Sports Performance will offer sports medicine physicians, sports nutrition, sport & performance psychology, sports science and physical training, which the program currently offers to athletes of all ages ranging from middle school to professional.

Primary care services will also be available to the general public, including preventive care. Board-certified cardiologists will treat patients with cardiovascular disease while offering access to the nationally recognized comprehensive services,



specialists and technology of St. Vincent.

The partnership also includes the St. Vincent logo on the Pacers' practice jerseys.

For the Pacers, the St. Vincent Center will house two NBA-regulation practice courts as well as the most modern training and medical facilities required by professional sports teams. Most of the Pacers Sports & Entertainment offices also will move to the Center, allowing future re-purposing and modernization of current space in Bankers Life Fieldhouse.

The St. Vincent Center will be the 20th stand-alone training facility built by an NBA team since 1999. Many of those facilities have partnered with local health organizations.





In September of 2015, the Fort Wayne Mad Ants of the National Basketball Association's Development League became part of the Pacers Sports & Entertainment family.

With the acquisition, the Mad Ants became the 10th D-League team to be wholly owned by an NBA franchise and now all 19 D-League teams are singly-affiliated with NBA franchises.

"We are proud to extend the Pacers brand into Northeast Indiana and excited about continuing the tradition of professional basketball in Fort Wayne," said PS&E owner Herb Simon. "We will work closely with the Mad Ants staff to provide support and expertise on both the business and basketball sides and we hope to build on their enthusiastic fan base."

The Mad Ants were previously owned by the Fort Wayne Basketball Group, LLC, which was led by majority investors John Zeglis, Julie Potter, and Jeff

Potter. This summer, the Pacers named former minor league baseball executive Tim Bawmann as president of the Mad Ants. Bawmann joins Brian Levy, who is the Mad Ants General Manager. Levy had previously been the assistant general manager of the Phoenix Suns' D-League team in Bakersfield, Calif.

Steve Gansey is the head coach, returning to Fort Wayne after two years as an assistant with the Canton Charge. Gansey's career with the Mad Ants began back in 2009-10 when he served as an assistant coach.

The Mad Ants, champions of the D League in 2014 and runners-up in 2015, will continue to play their 24 home games in Allen County War Memorial Coliseum. This will be their 10th season in the D League.

The Pacers assign players from their roster to the Mad Ants. In addition, the Mad Ants employ the Pacers' offensive and defensive schemes.



TICKET INFORMATION

PRICES INCLUDE 10% MARION COUNTY ADMISSIONS TAX AND ARE SUBJECT TO AVAILABILITY

Tickets can be purchased at Pacers.com, Ticketmaster.com, (800) 4NBA-TIX and Ticketmaster outlets as well as the Bankers Life Fieldhouse Box

Office. When ordering, fans can take advantage of digital tickets and use their smart phone to enter the game.

Indiana Pacers season tickets, group outings and suite rentals are available by calling Pacers Sports & Entertainment at (317) 917-2827.

2016-17 ROSTER

NO	PLAYER	POS	HT	WT	BIRTHDATE	PRIOR TO NBA	YEARS PRO
5	Lavoy Allen	F/C	6-9	260	2/4/89	Temple	5
00	Aaron Brooks	G	6-0	170	1/14/85	Oregon	8
25	Rakeem Christmas	F	6-9	255	12/1/91	Syracuse	1
11	Monta Ellis	G	6-3	185	10/26/85	Lanier H.S. (Mississippi)	11
22	Jeremy Evans	F	6-9	203	10/24/87	Western Kentucky	6
13	Paul George	F	6-9	230	5/2/90	Fresno State	6
7	Al Jefferson	C	6-10	289	1/4/85	Prentiss H.S. (Mississippi)	12
0	C.J. Miles	G/F	6-6	230	3/18/87	Skyline H.S. (Texas)	11
32	Georges Niang	F	6-8	235	6/17/93	Iowa State	R
40	Glenn Robinson III	G/F	6-6	222	1/8/94	Michigan	2
1	Kevin Seraphin	F	6-9	285	12/7/89	French Guiana	6
2	Rodney Stuckey	G	6-5	210	4/21/86	Eastern Washington	9
44	Jeff Teague	G	6-2	186	6/10/88	Wake Forest	7
33	Myles Turner	F/C	6-11	250	3/24/96	Texas	1
3	Joe Young	G	6-2	185	6/27/92	Oregon	1
21	Thaddeus Young	F	6-8	221	6/21/88	Georgia Tech	9

HEAD COACH: Nate McMillan, North Carolina State

ASSISTANT COACHES: Bill Bayno, Sacred Heart; Dan Burke, Portland State;

Popeye Jones, Murray State

ASSISTANT COACH/PLAYER DEVELOPMENT: David McClure, Duke

SENIOR DIRECTOR OF MEDICAL OPERATIONS/HEAD ATHLETIC TRAINER: Josh Corbeil, Boston University

ASSOCIATE HEAD ATHLETIC TRAINER/PHYSICAL THERAPIST: Carl Eaton, Lock Haven

DIRECTOR OF SPORTS PERFORMANCE/ASSISTANT ATHLETIC TRAINER: Shawn Windle, Maine at Presque Isle

ASSISTANT SPORTS PERFORMANCE COACH: Andy Martin, IUPUI

EQUIPMENT MANAGER: Josh Conder, Indiana State

DIRECTOR OF BASKETBALL INFORMATION & TECHNOLOGY: Hansen Wong, Minnesota

VIDEO COORDINATOR: Tim Dather, Indiana

ASSISTANT VIDEO COORDINATOR: Ben Eblen, Alabama

MASSAGE THERAPIST: Andrei Mikhailau

NUMERICAL ROSTER

- 00 Aaron Brooks
- 0 C.J. Miles
- 1 Kevin Seraphin
- 2 Rodney Stuckey
- 3 Joe Young
- 5 Lavoy Allen
- 7 Al Jefferson
- 11 Monta Ellis
- 13 Paul George
- 21 Thaddeus Young
- 22 Jeremy Evans
- 25 Rakeem Christmas
- 32 Georges Niang
- 33 Myles Turner
- 40 Glenn Robinson III
- 44 Jeff Teague





FRONT OFFICE



Pacers Sports & Entertainment (PS&E) is the corporate identity exemplified by Indiana Pacers, Indiana Fever, Bankers Life Fieldhouse and Pacers Foundation, Inc. Its team of inspired and dedicated employees promises to deliver quality entertainment and unparalleled service.

One Bankers Life Court
125 S. Pennsylvania Street
Indianapolis, IN 46204

Main Business Number: (317) 917-2500

Pacers.com BankersLifeFieldhouse.com PacersFoundation.org FeverBasketball.com

OFFICIAL COLORS

The official colors of the Indiana Pacers are Blue (PMS 282) and Gold (PMS 123), which represent the colors in the state's flag, and Gray (PMS Cool Gray 5).

The official colors of Pacers Sports & Entertainment are Blue (PMS 282), Gold (PMS 123), Red (PMS 186) and Green (PMS 3305).

The official colors of Pacers Foundation, Inc. are Blue (PMS 2728), Tan (PMS 155), Grey (PMS 5415) and Yellow (PMS 1235).

The official colors of Bankers Life Fieldhouse are Green (PMS 554) and Yellow (PMS 135).

WHY THE PACERS?

When professional basketball came to Indianapolis in 1967, one of the key decisions would be what to call the new American Basketball Association franchise.

According to Indianapolis attorney, Richard D. Tinkham, the nickname "Pacers" was decided on through a collective decision of the original investors. Tinkham, one of those investors, recalled that the nickname was a combination of the state's rich history with the harness racing pacers (investor Chuck Barnes was a horse racing enthusiast) and the pace car used for the running of the Indianapolis 500.

Tinkham said the "Pacers" decision was an easy one, but the real debate was whether the team should be called the Indiana Pacers or the Indianapolis Pacers. Since one of the original ideas for the team was to have it playing throughout the state with its base in Indianapolis, the official team name became the Indiana Pacers.

For a brief history on the Indiana Pacers prior to the team's NBA debut, refer to page 267.

STAFF DIRECTORY

EXECUTIVE

Owner, Chairman, CEO and NBA Governor.....	Herbert Simon
Owner and Alternate NBA Governor	Stephen Simon
Vice Chairman	Jim Morris
President of Basketball Operations	Larry Bird
President/Chief Operating Officer	Rick Fuson
Executive Vice President Basketball Operations/ General Manager.....	Kevin Pritchard
Consultant/Basketball Operations	Donnie Walsh
Administrative Assistants	Susy Fischer
	Brenda Lawson, Carrie Tipton

LEGAL COUNSEL

Senior Vice President/General Counsel	Frank Pulice
Associate Counsel.....	Catherine Corsaro
Legal Assistant.....	Joy Smith

PACERS BASKETBALL, LLC

Vice President of Basketball Operations	Peter Dinwiddie
Head Coach	Nate McMillan
Assistant Coaches.....	Bill Bayno, Dan Burke, Ronald "Popeye" Jones
Player Development Coach	David McClure
Advance Scout	Jimmy Powell
Senior Director Medical Operations/ Head Athletic Trainer	Josh Corbeil
Director Scouting.....	Ryan Carr

Director Basketball Operations.....	Sonya Clutinger
Director Indiana Pacers Media Relations	David Benner
Director of Sports Performance/ Assistant Athletic Trainer	Shawn Windle
Director Basketball Information and Technology.....	Hansen Wong
Scouts.....	Conner Bird, Vance Catlin, Matt Doherty, Jose Galilea Pat Knight, Kevin Mackey
	Aleksandar Pajovic, Curt Pickering, Brian Winters
Manager Scouting Administration	Jason Buckner
Manager Basketball Administration	Spencer Anderson
Video Coordinator	Tim Dather
Assistant Video Coordinators.....	Ben Eblen
	Jhared Simpson
Basketball Analytics Coordinator.....	Ryan Renteria
Associate Head Athletic Trainer/Physical Therapist.....	Carl Eaton
Assistant Sports Performance Coach.....	Andy Martin
Massage Therapist.....	Andrei Mikhailau
Equipment Manager	Josh Conder
Basketball Operations Coordinators.....	Chris Taylor, Aaron Weaver
Team Physician/Team Orthopedist	Tim Hupfer, M.D.
Team Internist.....	Steve Samuels, M.D.
Team Cardiologist.....	King Yee, M.D.
Team Performance Psychologist	Chris Carr, Ph.D.
Team Dentist.....	Robin Thoman, DDS
Team Ophthalmologist	John Abrams, M.D.
Physical Therapist Consultant.....	Dan Dyrek

STAFF DIRECTORY

PLAYER DEVELOPMENT

Vice President Player Development	Carl Daniels
Director Player Development	Karen Atkeson
Manager Player Development	Carl Nicks
Coordinator Player Development	Michael Hornback

FEVER BASKETBALL, LLC

President/General Manager	Kelly Krauskopf
Head Coach	TBD
Assistant Coaches	Steven Key, Gary Kloppenburg, Carlos Knox
Vice President Business Operations and Sales	Julie Graue
Director of Basketball Operations	Sheli Kuhl
Director Media Relations	Kevin Messenger
Director of Community/Player Relations	Roberta Courtright
Video Coordinator	TBD
Equipment Manager	Desmyn Bryant
Athletic Trainer	Todd Champlin
Strength and Conditioning Coach	David Williams
Team Physician	Patrick Kersey, MD
Team Orthopedist	Stephen Kollias, M.D., Scott A. Lintner, M.D.

FORT WAYNE MAD ANTS

President	Tim Bawmann
Advisor to the President	Jeff Potter
General Manager	Brian Levy
Head Coach	Steve Gansey
Assistant Coach	Jhared Simpson
Assistant Coach/Video Coordinator	Jonah Herscu
Vice President/Operations	Heidi Kessens
Vice President/Sales and Marketing	Garrett Martz
Director/Communications	Vinessa Needham
Director of Basketball Operations	Harrison Greenburg
Athletic Trainer	Matt Campbell
Physical Therapist/	
Assistant Athletic Trainer	Collin Brown
Corporate Sales and Creative Services Manager	Logan Wienen
Corporate Partnership Manager	Kevin Bloom
Corporate/Group Sales Managers	Kevin Bloom, Allie Lane, Sean Porter
Strength & Conditioning Coach	Jason Manikowski
Equipment Manager	Jon Mohr
Dance Team Coach	Sheenah Johnson
Game Operations Assistants	Collin Kerschner
Public Announcer	Jim Shovlin
Radio Announcer	Bill Hazen
Music Director	Shaun Carrick
On-Court Emcee	Kyle Etheridge
Videographer	Terry O'Brien

FINANCE

Chief Financial Officer/Executive Vice President	Kevin Bower
Vice President/Controller	Matt Albrecht
Director Accounting	Kyle Heidelberg
Senior Manager Accounts Payable	Theresa Walsh
Financial Analyst	Brenda Thomas
Travel Specialist	Tambra Brenner
Finance Assistant	Rebecca Luth
Accounting Assistant	Ann Scott

HUMAN RESOURCES

Senior Vice President Human Resources	Donna Wilkinson
Senior Director Human Resources and Payroll	Angela Lee
HR/Payroll Manager	Nancy Doyle
Payroll Specialist	Michella Jameson

MANAGEMENT INFORMATION TECHNOLOGY

Chief Technology Officer	Ed Frederici
Vice President/Information Technology	Kevin Naylor
Senior Information Technology Technician	Bob Cary
Principal Architect/Information Technology	James Richardson
Helpdesk Manager	Jennifer Spray

MARKETING

Sr. Vice President/Chief Sales and Marketing Officer	Todd Taylor
Associate Director Marketing Integration	Emily Cornforth

CORPORATE/PUBLIC RELATIONS/ COMMUNITY RELATIONS

Sr. Vice President/Corporate/Community and Public Relations	Bill Benner
Vice President/Communications	Quinn Buckner
Director Corporate Communications	Eddie White
Director/Community Relations	Kelli Towles
Associate Director/Camps and Clinics/ Alumni Relations	Darnell Hillman
Community Relations Manager	Richard Smith
Senior Public Information Manager	Krissy Myers
Media Relations Assistant	Wes Kaminski
Team Photographers	Frank McGrath, Jessica Hoffman
Statistics Crew Director, Pacers	Scott Fishman
Statistics Crew Director, Fever	Dana Whitehead
Statistics Crew, Pacers	Bob Bernath, Bill Bevan, Randy Fishman, David George, Scott George, Ed Hruskocy, Tom Rietmann, Elliott Segal
Statistics Crew, Fever	Bob Bernath, Trudy Bernath, Clara Caito, Scott Fishman, David George, Marie Kabrich, Beth Masariu, Judy Schneider
Media Room Attendants, Pacers	Julie Cordes, Deborah Hughes, Susan Kessler, Mark Robinson, Kaye Totton, Dana Whitehead

BROADCASTING

Vice President/Broadcasting	Jamie Berns
Director/Broadcast Engineering	Greg Smith
Broadcast Coordinator	Chelsea Pylitt
Radio Announcers, Pacers	Mark Boyle, Bob Leonard, Pat Boylan
Television Announcers, Pacers	Quinn Buckner, Chris Denari, Jeremiah Johnson
Radio/Television Announcers, Fever	Debbie Antonelli, Tully Bevilacqua, Pat Boylan, Chris Denari
PA Announcer, Pacers and Fever	Michael Grady

ENTERTAINMENT

Vice President Game Operations	Dean Heaviland
Associate Director Game Operations and Fan Development	Doug Morgan
Associate Director Studio Production/ Senior Editor	Matthew Scott
Manager Studio Event Production	Brian Rogat
Dance Teams Manager	Michelle Duggan
Senior Manager Game Operations and Fan Development	Jamie Russell
Senior Producer/Editor	Gary Joe Rice
Coordinating Producer of In-Arena and Studio Production	Christopher Patton
Game Operations Supervisor	Briana Syverson
Game Operations Assistant	Ray Henderson

STAFF DIRECTORY

MARKETING AND STRATEGIC PLANNING

Associate Director Creative Services.....	Jeff Johnson
Director Digital Marketing.....	Jeff Tzucker
Associate Director of Digital Marketing.....	Celeste Ballou
Digital Marketing Manager.....	John Weiss
Digital Marketing Coordinator.....	Christina Glover
Web Content Manager.....	Wheat Hotchkiss
Web Coordinator.....	Greg Rappaport
Digital Marketing Coordinator.....	Ashley Holsclaw

SALES

Corporate Partnerships

Vice President Corporate Partnerships.....	Terry Tiernon
Director Partnership Activation.....	Janae Swan
Associate Director/Partnership Activation.....	Sarah Baird
Corporate Partnership Sales Directors.....	Wes Collier, Michael Lake, Chris Melby

Senior Corporate Partnerships

Business Manager.....	Matthew Lowstetter
Partnership Activation Managers.....	Rachel James, Shayna Sangster
Partnership Activation Coordinator.....	Chelsie Krill
Creative Signage Coordinator.....	Joel Dale
Marketing Administrative Assistant.....	Melinda Doehrmann

Ticket Sales and Services

Vice President Ticket Sales Development.....	Barry Gibson
Vice President Ticket Sales Strategy.....	Derek Throneburg
Senior Director Corporate and Premium Ticket Sales.....	Justin Ramquist
Director Consumer Sales and Service.....	Nic Hendrix
Director Customer Loyalty.....	Sasha Williams
Director Group Sales.....	Bryan Stine
Director Ticket Technology and Logistics.....	Dayna Pawelak
Associate Director Corporate Ticket Sales.....	Andrew Boehner
Associate Director Premium Services.....	Kristyn Rogers
Ticket Manager.....	Brenda Smith
Ticket Systems Manager.....	Leticia Liput
Sr. Season Ticket Experience Manager.....	Joe English, Amanda Whaley
Season Ticket Experience Manager.....	Chris Bush, Molly Carlino, Brandon Sherman, Michael Smith
Suite Sales Manager.....	Mike White
Premium Services Manager.....	Cody Sparks
Senior Corporate Ticket Sales Manager.....	Kyle Krol
Fever Group Sales Consultant.....	Ryan Cramer
CRM Manager.....	Alana Galardo
Sales and Marketing Analyst.....	Jake Ollier
Ticket Sales Business Manager.....	Steve Reitan
Ticket Logistics Coordinator.....	Scott Dunblazier
Ticket Systems Coordinator.....	Michelle Harrell
Consumer Ticket Sales Executives.....	Ellie Aderman, Abigail Beatson, Molly Brunner, Clayton Hamilton, Leonard Mathews, Blake Malicoat, John Rumor, Kyle Stidom, Corey White
Consumer Ticket Services Executive.....	Dylan Sheldon
Senior Manager of Fever Ticket Sales & Service.....	Jeff Hughes
Fever Sales & Service Consultants.....	Katie Burch, Christina Ferguson, Brittney Fisher, Kelby Lambe, Nick Segar, Sara Talbert
Pacers Group Event Specialists.....	Beau Dries, Sam Elmore, Jason Gough, Kalee Grant, Steve Miknis, Matt Schroll
Corporate Ticket Sales Executives.....	Mike Bartsch, Kelly Brown, Robert Brown, Alex Contis
	Chelsea Franklin, Kirby Schoenthaler, Timothy Streets
Fever Consumer Ticket Sales.....	Alex Ladd

FACILITIES

Senior Vice President Facilities Operations.....	Mel Raines
Director of Guest Experience.....	Erin Dlouhy
Guest Relations Manager.....	B.J. Brown
Guest Relations Coordinator.....	Michele Hoosier
Administrative/Scheduling Assistant.....	Kim Case
Services/Merchandising and Production/ Operations Assistant.....	Beth Springman
Receptionist.....	Janice Hinkle
Event Receptionists.....	Felicia Grady, Jenna Greene, Louise Lewis, Robin Mueller, Shirley Wright

ADMINISTRATION

Senior Director Event Finances/Box Office.....	Paul Congress
Director Box Office.....	Tricia Brown
Box Office Manager.....	Kevin Mullaney
Box Office Coordinator.....	Beth Schumacher
Senior Box Office Ticket Seller.....	Jared Salisbury
Box Office Ticket Seller.....	Julie Clark

OPERATIONS/EVENT PRODUCTION

Vice President/Production and Operations.....	Tom Rutledge
Senior Director Event Operations and Production.....	Andy Arnold
Director Event Production.....	Doug Weitkamp
Senior Event Coordinator.....	Stephen Staker
Event Coordinator.....	Mariah Bird
Central Plant Coordinator/Electrician.....	Curt Isenberg
Facilities Maintenance Manager.....	Scott Sermersheim
Stage Foreman.....	Jerry Horne
Houseman.....	Michael Wecht
Central Plant Manager.....	Bob Taft
Housekeeping/Conversion Manager.....	Steve Zimmerman
Assistant Conversion Manager.....	Jeff Kistler
Housekeeping Supervisor.....	Brandon Hixon
Housekeeping Night Supervisor.....	Rebecca Stevens
Event Housekeeping Supervisor.....	Amanda Jones
Utility Setup Supervisor.....	Jason Corrie
Conversion.....	Rodney Jenkins, Salvador Reyes
Housekeeping.....	Melissa Duerson
Central Plant Shift Engineer.....	Darren Habig, Dan Karch, Cody Moore
Utility Setup.....	Bob Haegele, Jason Harvey, Sam James, Bill Montgomery

SERVICES

Vice President/Facilities and Event Services.....	Rich Kapp
Director Merchandising and Retail.....	Lauren Roa
Director/Building Safety and Security.....	John Ball
Associate Merchandise Manager.....	Brad Amberger
Assistant Retail Manager.....	Jeremy Jackson
Event/Building Security Manager.....	Dale Horstman

CONTRACTED SERVICES

Live Nation Director/Booking.....	Marty Bechtold
ESG Security.....	Steve Thorpe
IST Management Services.....	Stephanie Bell, Dana Moore, Brian Tharp
The Levy Restaurants/Director of Operations.....	Kevin Kenny
The Levy Restaurants/Executive Chef.....	Roger Duran
Virginia Avenue Garage/Parking Manager.....	Jeff Allsup

OWNERSHIP

HERBERT SIMON

OWNER, CHAIRMAN, CEO AND NBA GOVERNOR



Herbert Simon is Chairman Emeritus of Simon Property Group, Inc., which owns or has an interest in more than 326 retail properties worldwide. Born in Brooklyn, N.Y., along with brothers Melvin and Fred, and raised in the Bronx, Mr. Simon earned his bachelor's degree at City College of New York.

Mr. Simon, together with brother Melvin, led the company to a leadership position within the industry which it continues to maintain today. Some of the "break-through" retail projects that have drawn worldwide industry and media attention under Simon leadership in-

clude The Forum Shops at Caesars in Las Vegas, Nev., The Fashion Centre at Pentagon in the Washington, D.C. metro area and Circle Centre in Indianapolis, Ind., one of the key components in the revitalization of the city's downtown. Mr. Simon helped lead the effort to build another key component for downtown, Bankers Life Fieldhouse, which is the Pacers' home. It is widely regarded as one of the best indoor arenas in the world.

Mr. Simon, with his late brother Melvin, purchased the Pacers in 1983 to ensure the team would stay in Indianapolis and currently is Owner/CEO of Pacers Sports & Entertainment.

A firm supporter of professional, environmental and community groups, Mr. Simon has served on the Boards of numerous organizations and served a term as Chairman of the NBA Board of Governors.

Mr. Simon is married and has eight children.

EXECUTIVE STAFF

JIM MORRIS

VICE CHAIRMAN



Jim Morris is in his 10th year with Pacers Sports & Entertainment, and his third year as the franchise's Vice Chairman.

Morris joined PS&E in 2007 as a Special Advisor to then CEO/President Donnie Walsh and was named President, April 16, 2008.

A graduate of Indiana University with a master's degree from Butler University, Morris has spent much of his life in Indianapolis in a variety of key positions. He started with American Fletcher National Bank in 1965 and from 1967-73 served former Mayor Richard G. Lugar as chief of staff. In 1973, he went to the Lilly Endowment, serving as its president from 1984-88 and from 1989-2002; he was the chairman and chief executive officer for IWC Resources Corporation and Indianapolis Water Company.

Before joining PS&E, Morris was the executive director for five years for the United Nations World Food Programme (WFP) where he led the world's largest

humanitarian agency. That took him to many struggling parts of the world as he worked on behalf of the hungry and poor, particularly children. He also served as the Secretary General's Special Envoy for the humanitarian crisis in southern Africa during those same years.

Morris has received many honors, including 17 honorary degrees. His public service includes serving as a trustee and board chairman for both Indiana State University and Indiana University. He serves on the National Advisory Board for the Boy Scouts of America, was Treasurer of the US Olympic Committee and currently as Treasurer of the US Gymnastics Federation, Chairman Emeritus of the Board for Riley Children's Foundation, and has been a member of the Board of Governors of the American Red Cross. He serves on the Boards of One America, Old National Bank, Hulman & Company and the Indianapolis Motor Speedway, Elanco, Indianapolis Children's Choir, Eiteljorg Museum Board and the Indianapolis Power and Light Advisory Board.

Morris is happily married to Jackie and they have three children, eight grandchildren, and two wonderful King Charles Cavalier puppies, Buster and Lucy.

EXECUTIVE STAFF

LARRY BIRD PRESIDENT/BASKETBALL OPERATIONS



Sometimes in the NBA, change is inevitable. Larry Bird saw this and he acted on it.

In 2014, the Indiana Pacers won the Central Division and reached the Eastern Conference Finals. Two years later, only two players – Paul George and Lavoy Allen – remain from that roster.

As the team's President of Basketball Operations, Bird couldn't run on idle or look behind. The Pacers missed the NBA Playoffs in 2015 and reached them in 2016, only to fall to Toronto in seven games in the first round. Going into the 2016-17 season, the Pacers have essentially had a complete makeover as Bird has re-configured the roster in hopes of returning the Pacers to among the league's elite.

That has been his mission for the franchise in two different runs as the President of Basketball Operations. In June, 2012, he stepped down from that role nine years for the Pacers. During that time, he oversaw a roster overhaul that got the Pacers back into the playoffs and, eventually, the Conference Finals. After a year off, on July 1, 2013, Bird stepped back into that position.

"The year off gave me a chance to reflect, to rest, to take care of some health issues and it re-charged me," said Bird. "Donnie (Walsh) and Kevin (Pritchard) did a great job and I have leaned on both heavily as we have continued to move forward toward to the goal of competing for a championship."

"We were all happy to have Larry back," said Pacers' Owner Herb Simon. "When he left, Donnie and I both told him the door would be open for him to come back when he's ready. Larry had a huge impact on this team and so it was fitting that he came back."

Bird had helped to build the team that won the Central Division championship and reached the Eastern Conference Finals three seasons ago before losing to eventual NBA champion Miami. Two seasons ago, with Bird back, the Pacers again won the Central Division and went back to the East Finals. Two seasons ago, an injury-plagued team (including All-Star Paul George), didn't make the playoffs, so Bird, Pritchard and Walsh didn't stand pat as at least seven new faces were on last year's Opening Night roster.

Achieving success in the NBA has been Bird's history. He is the recipient of one of the more unique trifectas in sports and the only one to do it in the NBA: league MVP (with Boston in 1983, '84 and '85), Coach of the Year (1998 with the Pacers) and Executive of the Year (2012 with the Pacers).

Throughout his career, as a player and in subsequent roles, winning has gone hand-in-hand with Bird. The Hoosier basketball legend (he was born in West Baden, Ind., 12/7/1956) was an Indiana All-Star after playing at Springs Valley High School. He played collegiately at Indiana State and in his senior year, led the Sycamores to an undefeated season and the NCAA championship game before losing to Magic Johnson and Michigan State. That season, Bird was the College Player of the Year. His storied success led to him being named one of Indiana's 50 Greatest Basketball Players in 1999.

Then, in 13 seasons as a professional with Boston, he was named the NBA's 1980 Rookie of the Year; was a 12-time NBA All-Star; three-time NBA MVP; helped lead the Celtics to three world championships, winning two NBA Finals MVP awards; won an Olympic gold

medal in 1992 as part of the United States' "Dream Team"; was named one of the NBA's 50 Greatest Players in 1996; and was inducted into the Naismith Basketball Hall of Fame in 1998. In 2011, Bird entered the Hall of Fame again as the 1992 "Dream Team" was inducted.

After his playing career, Bird's next challenge was coaching and he succeeded at that as well. In three seasons with the Pacers, he led them to a 147-67 record, winning Coach of the Year honors in 1998 and leading the team to its first-ever NBA Finals appearance in 2000. The Pacers reached the Conference Finals in all three of his seasons, winning two Central Division championships and in 1998, Bird earned Eastern Conference All-Star coaching honors. He returned to the franchise July 11, 2003, as President of Basketball Operations, assisting Walsh, who left in 2008 for the New York Knicks in a similar role.

In three different stints with the Pacers, Bird's objective has been simple: "Hopefully, we can get back to the NBA Finals again. That's our goal. Right now, it's not to win a championship, but to get to the Finals and give ourselves an opportunity to win. This is my home state, this is the place I want to do it. I just want to win basketball games. I want to help the Pacers get to the places they've never been before."

From the day he stepped into the front office, Bird seemed to have an impact. Together with Walsh, they put together a team that had a milestone season in 2003-04. They set franchise records for victories (61), winning percentage (.744), road victories in their NBA history (27) and won the Central Division Championship. They also reached the Eastern Conference Finals before bowing to eventual World Champion Detroit, four games to two. In 2004-05, the Pacers returned to the playoffs and reached the Eastern Conference Semifinals. They had a 44-38 record despite a season where they lost players for 309 games due to injury or illness and another 126 due to suspension.

Then in 2005-06, the Pacers finished with a 41-41 record, despite having 236 games lost due to injury. Still, they made the playoffs again.

Despite setbacks, the Pacers didn't step back, they have looked ahead. That's Bird's way.

Stepping into a situation and making the most of it has never fazed Bird. In his first year as coach, he took over a veteran team that had missed the playoffs the previous season. For the third time in the previous five seasons, the Pacers reached Game 7 of the Eastern Conference Finals, this time extending the World Champion Chicago Bulls. Coming into the playoffs, the Pacers not only made the NBA pay attention, they made franchise history at the time. They had 58 victories, the most since joining the NBA in 1976; their .707 winning percentage was the best in the Pacers' history, including their storied ABA days; they were 26-15 on the road, a franchise NBA best, and had the best road record of any Eastern Conference team. The Pacers amazingly didn't lose two straight games in the regular season after December 10, and through the All-Star break, the Pacers had the best record in the East, thus earning Bird All-Star coaching honors.

The next season, the Pacers won the Central Division and reached the Eastern Conference Finals. In 2000, there was another Central Division championship and the trip to the NBA Finals.

Bird then, as he promised at the beginning, stepped away from coaching after three seasons. Three years later, Walsh called again and Bird came back home again to Indiana.

Bird is married to Dinah. He has three children, Corrie, Connor and Mariah. He is an avid outdoorsman.

EXECUTIVE STAFF

RICK FUSON PRESIDENT/CHIEF OPERATING OFFICER



Since joining the Pacers' organization in 1984, Rick Fuson has been influential in shaping events within Market Square Arena, Bankers Life Fieldhouse and many other events elsewhere in Indianapolis.

A graduate of Indiana University and a life-long resident of Indianapolis, he joined the staff of Market Square Arena in 1984 as director of special events and was promoted the following year to vice president. Fuson helped oversee the Pacers' move to Bankers Life Fieldhouse in September 2000. He was promoted to Executive Senior Vice President of Pacers Sports & Entertainment in November 2001. Rick was named Chief Operating Officer in April 2008. In September 2014 he became President/COO. In his current role, Fuson is responsible for operation of all aspects of the business and facilities elements of Pacers Sports & Entertainment.

Through the years, Fuson has been active in pursuing major events for Bankers Life Fieldhouse and the City of Indianapolis. He recently served as Co-Chair of the 2012 Super Bowl Village Committee. In the past, he was a member of the Executive Committee for the 1991 World Gymnastics Championships and served as chairman for the opening ceremonies. He was co-chairman of special events for the 1991, 1997 and 2000 NCAA Final Four, served on the Local Organizing Committee for the 2006 and 2010 NCAA Final Four. He produced the opening ceremonies of the 2001 World Police & Fire Games and the closing ceremonies of the Pan American Games in 1987. Fuson served on the Local Organizing Committee for the 2002, 2004, 2006, 2008-2012 and 2014 Big Ten Basketball Championships, 2002 FIBA World Basketball Championships, and 2004 FINA World Swimming Championship. Fuson recently served on the Local Organizing Committee for the 2015 P&G Gymnastics Championships. He is currently serving as Co-Chair for the 2016 Big Ten Basketball Championships Local Organizing Committee.

Throughout his career, he has received such honors as Recipient of the Indianapolis Ambassadors 1988 Community Service Award, Indianapolis Business Journal's "Who's Who in Hospitality", "Who's Who in Sports" and "Forty Under Forty." He has also been active with the Indianapolis Fellowship of Christian Athletes, the 1985 NBA All-Star weekend, the grand opening of the Indianapolis Zoo in 1988, the White River Park State Games and Indianapolis Downtown Space 2010.

Fuson is a professional member of the International Association of Assembly Managers. He currently serves on the Board of Directors for Indianapolis Downtown, Inc., Indianapolis Urban League, Indy Chamber and Visit Indy. He is an Advisor to the Indiana Sports Corporation Board of Directors and currently serves as Chair of the Pacers Foundation.

Rick is married to Karen Ferguson Fuson. Fuson's family includes three children: Amy Fuson-Massillamany, Emily (Jimmy) Fuson Weber and Matthew Fuson; two grandchildren: Jackson and Sullivan Massillamany; and, Karen's two children: Kaela and Kyle Crotchfelt.

KEVIN BOWER CHIEF FINANCIAL OFFICER/ EXECUTIVE VICE PRESIDENT



Kevin Bower is in his 15th year with Pacers Sports & Entertainment, and is the organization's Executive Vice President and Chief Financial Officer. His duties include management of all financial matters as well as human resources and information technology.

Bower came to PS&E in January 2002 from Alltrista Corporation (Jarden Corporation), a publicly traded manufacturer and distributor of niche consumer products used in and around the home. He spent nine years at Alltrista and most recently served as Senior Vice President and Chief Financial Officer.

Bower started his career in 1980 with Schneider & Shuster, a locally-based public accounting firm in Denver, CO. After five years in Denver he returned to Indiana where he continued his career in public accounting with Price Waterhouse.

Bower, 58, was born in Fort Wayne, Ind., and grew up in South Bend, Ind. He attended Bentley University in Waltham, Mass., and graduated with a BS in accounting. He is married to Maureen and they have three children, Erin, Megan and Kevin.

Bower is a member of the American Institute of Certified Public Accountants and the Indiana CPA Society. He serves on the Boards of Pacers Foundation, The Indiana Youth Institute, Indiana Chamber of Commerce and St. Vincent Hospital Indianapolis, as well as the Finance Committee of St. Vincent Health and the St. Vincent Foundation. In his spare time, he enjoys reading, golf, biking and traveling.

EXECUTIVE STAFF

KEVIN PRITCHARD EXECUTIVE VICE PRESIDENT OF BASKETBALL OPERATIONS/GENERAL MANAGER



Kevin Pritchard enters his fifth season as the Pacers' Executive Vice President of Basketball Operations/General Manager after joining the team four years ago as Director of Player Personnel. Pritchard was named General Manager June 27, 2012.

"This has been a great opportunity," said Pritchard. "To be able to

work with someone like Donnie Walsh, whose record with the Pacers and Knicks speaks for itself, and to continue to build on what Larry (Bird) had done here and to work with him again is a great honor."

Prior to coming to the Pacers, Pritchard was the general manager of the Portland Trail Blazers from 2007-10 where he was instrumental in landing 2007 Rookie of the Year Brandon Roy and 2007 first team, All-Rookie member LaMarcus Aldridge. In his time with the Trail Blazers, Pritchard helped turn around a team that eventually posted its sixth-best record (54-28) in franchise history in 2008-09, a year that marked Portland's return to the playoffs for the first time in six seasons.

The 47-year-old Pritchard was born in Bloomington, Ind., and played collegiately at Kansas where he was a member of the Jayhawks' 1988 National Championship team. He played in the NBA with Golden State (drafted in the second round, 34th overall, by the Warriors), Boston, Philadelphia, Miami and Washington. He also played internationally in Italy, Spain and Germany.

After his playing career, Pritchard was the coach/general manager of the Kansas City Knights of the ABA, winning a championship in 2002. He has scouted for the San Antonio Spurs and became the Blazers' Director of Player Personnel in 2004. In the 2004-05 season, he served as the Blazers' interim coach for 27 games, then in 2006 became Portland's assistant general manager before taking over the GM position in 2007.

Kevin has one son, K.J., and a daughter, Kendall.

KELLY KRAUSKOPF PRESIDENT AND GENERAL MANAGER, INDIANA FEVER



Kelly Krauskopf is in her 17th season as the Indiana Fever's top executive, engineering the franchise from its birth in 1999 and directing the club's business and basketball interests all the way to three WNBA Finals appearances since 2009 and its first league championship in 2012. The club's chief operating officer through 16 seasons and the past 12 as general manager, she was promoted to President and General Manager in October 2012.

Since the team was established, Krauskopf has been the guiding force of the Fever from building the team roster to building a fan base for Indiana's WNBA franchise. In her role with the Fever, Krauskopf oversees all aspects of the team's operation.

Since moving to Indianapolis and beginning the task of building a WNBA franchise, Krauskopf has engineered numerous player moves enabling the Fever to sustain arguably the highest level of consistency the 20-year WNBA has ever seen.

Krauskopf has guided the franchise to 12 playoff berths in its first 16 seasons -- including a run of 11 consecutive from 2005 to 2015. Indiana has become one of the WNBA's most successful franchises, joining the Los Angeles Sparks as the only clubs in league history to post eight 20-win seasons. In fact, the Fever is the league's only franchise ever to post seven 20-win seasons in an eight-year span (2005-12).

Under Krauskopf's guidance, the Fever secured identical 21-13 records in 2005, 2006, 2007, 2010 and 2011; and set its club

standard with 22-12 records in each of its two seasons reaching the WNBA Finals - 2009 and 2012.

Though Indiana reached the WNBA Finals in 2009 and though the franchise had achieved such consistent, annual success, the Fever had never won the title -- until the 2012 season culminated in a magical playoff run resulting in the city's first professional basketball crown since the 1973 ABA Indiana Pacers.

The Krauskopf-built Fever is the most stable the franchise has ever been, led by perennial All-Star and three-time Olympic gold medalist Tamika Catchings and a mix of young fresh faces such as Briann January and Shavonte Zellous.

The hiring of Lin Dunn as head coach in 2008 only added to the club's stability. Inducted into the Women's Basketball Hall of Fame in 2014, Dunn joined the franchise as a scout in 2003, an assistant coach in 2004, and led the franchise to unprecedented playoff success in seven seasons as head coach.

Following Dunn's retirement, Krauskopf tabbed Stephanie White as the club's fifth head coach. White, an Indiana prep and collegiate icon before her own career in the WNBA and later broadcasting and coaching, was Krauskopf's very first trade acquisition in 1999, joining the Fever for the club's inaugural season.

After Dunn's successful tenure, White's hiring proved no less fruitful, guiding Indiana to the WNBA Finals in her first season - after a year which many analysts predicted could be a rebuilding year for the club.

Annually one of the league's most active GMs, Krauskopf's key trades and free agent signings have re-tooled the Fever roster over the years. Besides a February 2008 deal to land hometown star Katie Douglas, other moves have resulted in the acquisitions of past stars Erin Phillips, Tangelia Smith, Natalie Williams, Yolanda Griffith, and Kelly Miller. A midseason move during the 2002 campaign brought veteran guard Coquese Washington to the Fever to ignite a late run to the franchise's first appearance in the WNBA Playoffs.

The cornerstone of the franchise was solidified by the draft selection of Catchings in the 2001 WNBA Draft. The third overall selection in the 2001 Draft and a three-time U.S. Olympian, Catchings was named Rookie of the Year in 2002 and Defensive Player of the Year in 2005, 2006, 2009, 2010 and 2012. The nine-time WNBA All-Star and 10-time All-WNBA selection finally earned a long-deserved MVP honor in 2011, finishing in the top five in MVP balloting 10 times. She won her first WNBA crown while earning Finals MVP honors in 2012.

Krauskopf recently served on USA Basketball's Women's Senior National Team Committee, helping select WNBA players to develop U.S. National Team rosters. Krauskopf joined the committee in 2000, helping select the gold-medal winning roster for the 2004 Summer Olympics in Athens, and again for Beijing in 2008 and London in 2012.

Krauskopf has been in the forefront of the development of the WNBA. In September 1996, she was named the WNBA's first Director of Basketball Operations. In that role, she was involved in all phases of the league's start-up operation and initiatives. She also developed the league's first set of playing rules, officiating policies, scheduling and other league standards, while working daily with WNBA team general managers and operations personnel.

Before joining the WNBA, Krauskopf was the Managing Director of League Development for Media Sports Partnership, Limited in Dallas, Tex. From 1990 to 1994, she was Assistant Commissioner for the Southwest Conference. In addition to overseeing league marketing, she was the chief administrator for all eight women's sports programs in the conference. She served from 1986 to 1990 as Texas A&M's Assistant Athletic Director for Women's Sports/Marketing.

Krauskopf has served on committees for the Women's Sports Foundation, the Women's Basketball Coaches Association, Citizenship for Sports Alliance, and Texas A&M's Letterman's Association Board of Directors. She currently serves on the Indiana Sports Corporation Presidents Council.

Recently, she was part of the Local Organizing Committee that hosted the 2011 NCAA Women's Final Four at Bankers Life Fieldhouse where she proudly watched her alma mater win its first national championship in women's basketball. She will be a part of the LOC that brings the Women's Final Four back to The Fieldhouse in 2016.

A 1983 graduate of Texas A&M University with a bachelor of arts degree in journalism, she was a three-year letterwinner in basketball for the Lady Aggies after transferring from Stephen F. Austin University where she played her freshman year under legendary coach Sue Gunter.

EXECUTIVE STAFF

BILL BENNER

**SENIOR VICE PRESIDENT/CORPORATE,
COMMUNITY AND PUBLIC RELATIONS**



Bill Benner is the senior vice president for corporate, community and public relations for Pacers Sports & Entertainment. He directs all communications and public relations efforts on behalf of PS&E and directs the Pacers Foundation. He joined PS&E in November of 2013. In addition to his work with PS&E, Benner hosts the Inside Indiana Sports segment on Gerry Dick's statewide Inside Indiana Business television show. In April of 2017, Benner will be inducted into the Indiana Sportswriters and Sportscasters Hall of Fame.

Before joining PS&E, he was senior associate commissioner for external affairs for the Horizon League. Benner also has served as the director of communications for the Indianapolis Convention & Visitors Association and vice president of communications for Indiana Sports Corporation. Before that, he was a sportswriter and columnist for The Indianapolis Star for 33 years. He also co-hosted a sports talk radio show on WNDE/1260AM for six years and authored a weekly sports column for the Indianapolis Business Journal from 2001-2013.

Benner won numerous awards for his writing during his newspaper career and was twice recognized as the Indiana Sportswriter of the Year by the National Association of Sportswriters and Sportscasters (NSSA) located in Salisbury, N.C.

Benner has served on local organizing committees for the 1991, 1997, 2000, 2006, 2010 and 2015 NCAA Men's Final Fours, the 2005, 2010 and 2016 NCAA Women's Final Fours, the 1996 U.S. Olympic Swim Trials, the Indianapolis 500 100th Running Host Committee, and numerous Big Ten women's and men's basketball tournaments. He was the co-chair of the media relations and media operations committee for the 2012 Super Bowl.

He has served on the board of Special Olympics Indiana for 15 years and in May, 2010, completed a two-year term as board chair. He also is a board member of United Way of Central Indiana, Finish Line Youth Foundation and an associate board member of the Indiana Basketball Hall of Fame.

Benner also served as a board member of the U.S. Basketball Writers Association for four years and was the USBWA president from 1998-99. He remains a member of the USBWA's presidents council.

Benner is married to Sherry, and they have two daughters, Allison and Ashley, and two grandchildren, William and Emma.

ED FREDERICI

CHIEF TECHNOLOGY OFFICER



Ed is entering his second season as Chief Technology Officer with PS&E. He is an established technology executive with over 20 years of experience providing technical and corporate leadership to Fortune 500 companies with 15,000+ employees and in market disrupting startups of less than five employees. With an estab-

lished history of leadership and technological expertise Ed has managed teams in excess of 600 employees or as small as four employees. During his career Ed has been an executive leader, mid-level manager and worked as a heads down coder and has as an individual contributor performing technical due diligence and audits. Prior to joining the Pacers, he held positions as CTO of the Salesforce Marketing Cloud, CIO of Performance Assessment Network and VP, Operations of ChaCha Search Inc. Mr. Frederici has a BS in Computer Programming Technology from Purdue University and a BA in Comparative Literature from Indiana University.

EXECUTIVE STAFF

FRANK PULICE SENIOR VICE PRESIDENT/GENERAL COUNSEL



Frank Pulice is the SVP & General Counsel of Pacers Sports & Entertainment, overseeing all legal matters for the Indiana Pacers, Indiana Fever, Fort Wayne Mad Ants and Bankers Life Fieldhouse. Frank is a 1993 graduate of Purdue University and a 1996 graduate of Hofstra University School of Law. After law school Frank spent a year working with BWD Group, an insurance broker in New York specializing in sports insurance that negotiates and administers league-wide insurance programs for the NBA, WNBA, NHL and MLB. In 1998, Frank joined the law firm of Salyers & Eiteljorg in Indianapolis, serving first as an associate and later as partner, a firm that served as outside general counsel to Pacers Sports & Entertainment from 1983 until 2011. In 2011, Frank moved in-house to create the legal department of Pacers Sports & Entertainment.

Frank is currently the Chair of the Board for the Indiana Coalition to End Sexual Assault and serves on the Board of the Boiler Business Exchange of Indianapolis. Prior to that, Frank was Chair of the Board for the Central Indiana Fellowship of Christian Athletes for many years. Additionally, Frank is currently serving a two year term as a member of the United States Anti-Doping Agency (USADA) Review Board.

Frank is married to Andrea Pulice and has 2 daughters, Brooke (age 10) and Camryn (age 7).

MEL RAINES SENIOR VICE PRESIDENT/ FACILITIES OPERATIONS



Mel Raines is in her second season with Pacers Sports & Entertainment as Senior Vice President of Facilities Operations. In her role with PS&E, she oversees all operational facilities activity to ensure the smooth and seamless planning and execution of all events that take place in Bankers Life Fieldhouse.

Raines has more than 25 years of event operations, legislative, political, corporate, and public affairs experience. She recently managed all the credentialing for her sixth Republican National Convention in Cleveland as a consultant. Prior to joining PS&E, she was chief of staff to Indiana Congresswoman Susan Brooks overseeing three offices as well as all legislative, constituent services and communications staff.

Before leading Rep. Brooks' staff, Raines was senior advisor to the Committee on Arrangements for the 2012 Republican National Convention in Tampa, FL. Working on her fifth convention, she oversaw all delegate, guest and media credentialing, as well as perimeter operations.

From 2009 to 2012, Raines was one of the principal architects of Indianapolis' highly acclaimed 2012 Super Bowl. She was the vice president of government relations and event operations for the 2012 Indianapolis Super Bowl Host Committee overseeing 14 planning committees, including transportation and parking, weather preparedness, clean zone implementation, government services, state and city services, public safety, aviation services, ADA accessibility and risk management.

Raines previously served as the vice president of the Committee on Arrangements for the 2008 Republican National Convention. As chief operating officer, Raines played a critical role in organizing, managing and producing the convention. The Associated Press called the convention "a model of efficiency and organization."

Earlier in her career, Raines served as Assistant to Vice President Dick Cheney for Political Affairs, directing all the Vice President's political and domestic outreach activities. She also held several leadership positions at Altria Corporate Services, at the Republican National Committee, and began her career on Capitol Hill with U.S. Sen. Daniel Coats of Indiana.

Raines, a South Bend, Ind. native and graduate of Indiana University - Bloomington, is the Vice Chair of the Executive Committee of the Greater Indianapolis Progress Committee, is on the board of Second Helpings and was one of the Make A Wish Foundation's Women of Influence in 2015. She currently resides in Indianapolis.

EXECUTIVE STAFF

TODD TAYLOR SENIOR VICE PRESIDENT/CHIEF SALES AND MARKETING OFFICER



Todd Taylor, 44, is entering his sixth year with Pacers Sports & Entertainment, as the organization's Senior Vice President/Chief Sales and Marketing Officer. In his role, Taylor oversees all aspects of PS&E's sales and marketing initiatives, including ticket sales, corporate partnerships, game operations, promotions, advertising and interactive marketing.

Prior to joining PS&E, Taylor was the Executive Vice President of Ticket Sales and Marketing for the Texas Rangers. During his time in Texas, he was responsible for all facets of the Rangers ticketing operations, including season, group, and individual ticket sales, suites sales and services, and oversight of the ticket office. He also led the marketing department and played a major role in the club's branding initiatives.

From 2006 to 2010, Taylor served as Vice President, Consumer Marketing for the Milwaukee Brewers where he was responsible for all aspects of ticket sales and services, suite sales and services, consumer marketing, and branding for the Brewers. Building a fully integrated ticket sales and marketing team led to Milwaukee drawing over three million fans in both 2008 and 2009, including a then franchise record total of 3,068,458 in 2008.

Prior to arriving in Milwaukee, Taylor was Vice President of Ticket Sales and Service for the Portland Trail Blazers from 2004-06, where he led the NBA club's ticketing and retail operations. He spent the previous seven years from 1998-2004 with the Columbus Blue Jackets of the National Hockey League as Senior Account Executive, Director of Ticket Sales, and Vice President of Ticket Sales. In Columbus, he is credited with inventing the "Stock Split" and "Stock Split Vesting" programs, which helped the Blue Jackets record 102 sellout crowds, including 58 consecutive, and play to 97% capacity from 2000-04.

In 2011, Taylor was named to the SportsBusiness Journal's "Forty Under 40" list which identifies and recognizes the most influential sports executives under the age of 40.

Taylor is a native of Sidney, Ohio and a 1995 graduate of The Ohio State University. Todd and his wife Jennifer live in Westfield and have three children, daughter Brynn and sons Keenan and Ian.

DONNA WILKINSON SENIOR VICE PRESIDENT/HUMAN RESOURCES



Donna is currently Senior Vice President of Human Resources for Pacers Sports & Entertainment. In this HR Generalist role, Donna is responsible for maximizing the contributions and engagement of PSE's Human Capital through both the tactical and strategic leadership of the various HR functional areas.

In addition to cultural development/integration/transformation, Donna's functional leadership includes the areas of benefit administration, recruiting, policy administration, employee relations, leadership development and training, HR Legal compliance, compensation management, as well as strategic and tactical benefit management and administration for the franchise which has over 1,800 full and part time employees. In addition to her HR responsibilities, Donna also oversees payroll, worker's compensation and employee community involvement initiatives for PS&E. In May 2010, Donna received the Ogletree Deakins/HR Dimensions Human Resources Professional of the Year Award.

Prior to joining PS&E in 2002, Donna worked for 2 years as VP of Human Capital for eSkye Solutions, an Indianapolis-based pre-IPO technology start up. Donna also spent six and a half years with Sara Lee Corporation's Meat Group in various HR Roles throughout the United States. While at Sara Lee, Donna worked in both union and non-union environments and finished her Sara Lee career in Dallas, Texas as VP of Human Resources for State Fair Foods, a Division of SLC.

Donna is also currently involved in several community boards and initiatives including:

Boys and Girls Club of Indianapolis (former board president), Hamilton Southeastern School Foundation Advisory Council, Leadership Indianapolis President's Council, Management Committee Member and Co-Chair of the Career Expo for the Big Ten Basketball Tournaments. Donna's past community involvement includes: Hawthorns Golf and Country Club, Advisory Board of Governors Member and House Committee Chairperson, School Resource Network Board of Directors, Vanderbilt's Owen Graduate School of Management Alumni Board of Directors, Stanley K. Lacy Executive Leadership Series graduate of class XXXIV, and mentor at Decatur High School.

Donna has an undergraduate degree from Duke University where she was an economics major and co-captain of the nationally ranked 1988 Duke Field Hockey Team. She received her MBA from Vanderbilt University's Owen Graduate School of Management with Beta Gamma Sigma honors in 1993 and received the Dean's Award for the Outstanding Graduate. She not only received a great education there but also met her husband Jeff. In her "spare" time, Donna loves to cook, travel, be involved with her kids' school and sports activities, stay fit doing boot camp, and play golf when possible. A native of Northeastern Pennsylvania, Donna now considers herself a Hoosier and resides in Fishers, IN with her husband and 2 daughters Natalie (age 17) and Claire (age 15).

EXECUTIVE STAFF

DONNIE WALSH CONSULTANT/BASKETBALL OPERATIONS



After working three years as the President of Basketball Operations for the New York Knicks, Donnie Walsh returned to his home in Indianapolis and “did nothing.” The avowed workaholic/basketball junkie added, “I found out I was okay with doing nothing.”

Then in June of 2012, Pacers Owner Herb Simon called. Larry Bird, the President of Basketball Operations for the Pacers, was stepping down and would Donnie be interested in coming back. So the man who has been a valuable piece of this franchise since 1984 returned.

After spending the 2012-13 season as the President of Basketball Operations, Walsh gave that seat back to Bird and now works with him and General Manager Kevin Pritchard as a consultant on a daily basis.

“I met with Larry when he wanted to leave and I said I would do this (president, basketball operations) until he was ready to come back,” said Walsh. “He was ready and I couldn’t be happier. To remain a part of this, with two people who I love to work with and respect greatly, is very special. I’m very proud to be part of this great franchise again.”

During his initial 24-year run as, first, an assistant coach, then General Manager, then President, and, finally, President/CEO, the Pacers made the NBA Playoffs 17 times, reaching the NBA Finals in 2000 and making it to the Eastern Conference Finals six times with four Central Division championships.

When Walsh arrived in Indianapolis in 1984, he didn’t plan on staying long. Hired as an assistant coach by head coach and good friend George Irvine, Walsh knew coaching jobs came with short-term realization and real estate agents on speed dial. He didn’t plan to stay long since his goal was to be a general manager in the NBA.

“Never in my wildest dreams did I think it would be with the Pacers,” said Walsh.

In 1986, he became the Pacers’ General Manager and was in charge of a team coming off a 26-56 season and had reached the playoffs only once in 10 NBA seasons. Walsh admitted, “It was hard to change your team back then, you had to do it through the draft, not through free agency. My first week, when I looked at our team and realized what was ahead, I thought I was an interim guy.”

Everyone now knows how that turned out.

“My personal goal for the Pacers’ franchise was to always be included in the great tradition of Indiana basketball with both high school and college,” Walsh said. “The team’s success when I was here before is a point of excellence that I think puts us in that category of Indiana basketball and reflects well on the basketball in this state. But the ultimate goal is still to win a championship.”

“I’ll tell you, I don’t want to think of a team that doesn’t have a person of Donnie Walsh’s quality as part of it,” Pacers co-owner Herb Simon has said. “He’s my kind of guy. He’s straight forward, honest, hard-working, very talented and treats everyone fairly. I don’t know what else you could ask for in a person.”

Walsh has overseen many key moves in the franchise’s history: the drafting of Hall of Fame player Reggie Miller; the hiring of successful coaches Larry Brown, Larry Bird

and Rick Carlisle; hiring Bird nine years ago to eventually replace him in the front office; the landing of the WNBA franchise, the Indiana Fever, in 1999; and, maybe most importantly, the building of Bankers Life Fieldhouse.

“I think the Fieldhouse culminated all of our dreams for the Pacers, but I think it also encompasses everything that is Indiana basketball to me,” said Walsh. “That was our goal when we started this and I’m talking about when we started back in 1986 to build a team. We wanted the team to be a part of the tradition of Indiana basketball, which it really hadn’t been up until that point in the NBA. It has been a long process over many years, but I think it culminated with the Fieldhouse because it kind of embodies it.”

“Looking back at it, I’m glad we were able to get the team to the point it was. There’s great satisfaction in doing that. As for the Fieldhouse, I get the feeling of accomplishment in the sense that after being here for so many years, if I have a part in this building it’s that it is something permanent I can look back on and think, ‘Well, I had something to do with that.’”

The 75-year-old (3/1/41) Walsh left the Pacers in 2008 to go back to his boyhood home, New York, to run the Knicks’ basketball operation. Many league experts credit Walsh with making them relevant again as he masterfully created cap room to sign key free agents and made New York a playoff team. He mutually parted with the Knicks in 2011.

Walsh, who in 1988 was named president of the Pacers Basketball Corporation (now Pacers Sports & Entertainment which runs the Pacers, the Fever, Pacers Foundation, Inc. and also directs the management of Bankers Life Fieldhouse), has spent his life in and around basketball.

An outstanding high school player in New York City, Walsh played at North Carolina under Frank McGuire and Dean Smith. After graduating with a Bachelor of Arts degree in political science, Walsh attended the North Carolina Law School, where he was associate editor of the Law Review, and helped coach the Tar Heels’ freshman team for two seasons.

After graduating from law school and turning down offers from then former Vice President Richard Nixon’s law firm in New York City and the U.S. Justice Department’s Honors programs, he took a graduate coaching position under Smith at North Carolina and then became an associate head coach under McGuire at South Carolina. In 1977, Walsh was about to enter private law practice in South Carolina, but Brown, the head coach of the Denver Nuggets, asked Walsh to join him as an assistant. Walsh stayed with the Nuggets as an assistant coach and a head coach before entering private business in 1982.

But in 1984, Walsh was back in basketball as a Pacers’ assistant coach. Two years later, he became GM. He has since been a member of the U.S. Olympic Games Committee for men’s basketball for Dream Teams I and II.

Walsh’s knowledge, professionalism, accessibility and courtesy are highly-recognized throughout the NBA by players, coaches, front office personnel and the media. He is also a respected member of the Indianapolis community, serving on the boards of many charities. In June, 2004, he was honored with the Indiana Pathfinder Award for his contributions to causes involving youth.

He and his wife, Judy, both natives of New York, have five children and live in Indianapolis. They also are avid dog lovers.

VICE PRESIDENTS



MATT ALBRECHT
VICE PRESIDENT/CONTROLLER



JAMIE BERNs
VICE PRESIDENT/
BROADCASTING



QUINN BUCKNER
VICE PRESIDENT/
COMMUNICATIONS



CARL DANIELS
VICE PRESIDENT/
PLAYER DEVELOPMENT



PETER DINWIDDIE
VICE PRESIDENT/
BASKETBALL OPERATIONS



BARRY GIBSON
VICE PRESIDENT TICKET SALES
DEVELOPMENT



JULIE GRAUE
VICE PRESIDENT BUSINESS
OPERATIONS & SALES



DEAN HEAVILAND
VICE PRESIDENT
GAME OPERATIONS



RICH KAPP
VICE PRESIDENT/FACILITIES
AND EVENT SERVICES



KEVIN NAYLOR
VICE PRESIDENT/
INFORMATION TECHNOLOGY



TOM RUTLEDGE
VICE PRESIDENT/PRODUCTION
& OPERATIONS



DEREK THRONEBURG
VICE PRESIDENT
TICKET SALES STRATEGY



TERRY TIERNON
VICE PRESIDENT CORPORATE
PARTNERSHIPS

PS&E FRONT OFFICE



ELLIE ADERMAN
CONSUMER TICKET
SALES EXECUTIVE



BRAD AMBERGER
ASSOCIATE
MERCHANDISE MANAGER



ANDY ARNOLD
SENIOR DIRECTOR/
EVENT OPERATIONS AND
PRODUCTION



SARAH BAIRD
ASSOCIATE DIRECTOR/
PARTNERSHIP
ACTIVATION



JOHN BALL
DIRECTOR/BUILDING
SAFETY AND SECURITY



CELESTE BALLOU
ASSOCIATE DIRECTOR/
DIGITAL MARKETING



MIKE BARTSCH
CORPORATE TICKET
SALES EXECUTIVE



ABIGAIL BEATSON
CONSUMER TICKET
SALES EXECUTIVE



MARIAH BIRD
EVENT COORDINATOR



ANDREW BOEHNER
ASSOCIATE DIRECTOR/
CORPORATE TICKET SALES



TAMBRA BRENNER
TRAVEL SPECIALIST



KELLY BROWN
CORPORATE TICKET
SALES EXECUTIVE



ROBERT BROWN
CORPORATE TICKET
SALES EXECUTIVE



B.J. BROWN
GUEST RELATIONS
MANAGER



TRICIA BROWN
DIRECTOR BOX OFFICE



MOLLY BRUNNER
CONSUMER TICKET
SALES EXECUTIVE



KATIE BURCH
FEVER SALES & SERVICE
CONSULTANT



CHRIS BUSH
SEASON TICKET
EXPERIENCE MANAGER



MOLLY CARLINO
SEASON TICKET
EXPERIENCE MANAGER



BOB CARY
SENIOR INFORMATION
TECHNOLOGY
TECHNICIAN



KIM CASE
ADMINISTRATIVE/
SCHEDULING ASSISTANT



JULIE CLARK
BOX OFFICE TICKET SELLER



WES COLLIER
CORPORATE
PARTNERSHIP SALES
DIRECTOR



PAUL CONGRESS
SENIOR DIRECTOR/EVENT
FINANCES/BOX OFFICE



ALEX CONTIS
CORPORATE TICKET SALES
EXECUTIVE



EMILY CORNFORTH
ASSOCIATE DIRECTOR/
MARKETING
INTEGRATION



JASON CORRIE
UTILITY SETUP SUPERVISOR



CATHERINE CORSARO
ASSOCIATE COUNSEL



ROBERTA COURTRIGHT
DIRECTOR/ COMMUNITY/
PLAYER RELATIONS



RYAN CRAMER
FEVER GROUP SALES
CONSULTANT

PS&E FRONT OFFICE



JOEL DALE
CREATIVE SIGNAGE
COORDINATOR



ERIN DLOUHY
DIRECTOR/GUEST
EXPERIENCE



MELINDA DOEHRMAN
MARKETING
ADMINISTRATIVE
ASSISTANT



NANCY DOYLE
HR/PAYROLL MANAGER



BEAU DRIES,
PACERS GROUP EVENT
SPECIALIST



MELISSA DUERSON
HOUSEKEEPING



MICHELLE DUGGAN
DANCE TEAMS MANAGER



SCOTT DUNBLAZIER
TICKET LOGISTICS
COORDINATOR



JOE ENGLISH
SR. SEASON TICKET
EXPERIENCE MANAGER



CHRISTINA FERGUSON
FEVER SALES & SERVICE
CONSULTANT



SUSY FISCHER
ADMINISTRATIVE
ASSISTANT



BRITTNEY FISHER
FEVER SALES & SERVICE
CONSULTANT



CHELSEA FRANKLIN
CORPORATE TICKET
SALES EXECUTIVE



ALANA GALARDO
CRM MANAGER



CHRISTINA GLOVER
DIGITAL MARKETING
COORDINATOR



JASON GOUGH
PACERS GROUP EVENT
SPECIALIST



KALEE GRANT
PACERS GROUP EVENT
SPECIALIST



DARREN HAGIB
CENTRAL PLANT
SHIFT ENGINEER



BOB HAEGELE
UTILITY SETUP



CLAYTON HAMILTON
CONSUMER TICKET
SALES EXECUTIVE



MICHELLE HARRELL
TICKET SYSTEMS
COORDINATOR



JASON HARVEY
UTILITY SETUP



KYLE HEIDELBERGER
DIRECTOR/ACCOUNTING



RAY HENDERSON
GAME OPERATIONS
ASSISTANT



NIC HENDRIX
DIRECTOR/CONSUMER
SALES & SERVICE



DARNELL HILLMAN
ASSOCIATE DIRECTOR/
CAMPS & CLINICS/ALUMNI
RELATIONS



JANICE HINKLE
RECEPTIONIST



BRANDON HIXON
HOUSEKEEPING
SUPERVISOR



ASHLEY HOLSCRAW
DIGITAL MARKETING
COORDINATOR



MICHELE HOOSIER
GUEST RELATIONS
COORDINATOR

PS&E FRONT OFFICE



JERRY HORNE
STAGE FOREMAN



DALE HORSTMAN
EVENT/BUILDING
SECURITY MANAGER



WHEAT HOTCHKISS
WEB CONTENT MANAGER



JEFF HUGHES
SENIOR MANAGER/FEVER
TICKET SALES & SERVICE



CURT ISENBERG
CENTRAL PLANT
COORDINATOR/
ELECTRICIAN



JEREMY JACKSON
ASSISTANT RETAIL
MANAGER



RACHEL JAMES
PARTNERSHIP ACTIVATION
MANAGER



SAM JAMES
UTILITY SETUP



MICHELLA JAMESON
PAYROLL SPECIALIST



RODNEY JENKINS
CONVERSION



JEFF JOHNSON
ASSOCIATE DIRECTOR/
CREATIVE SERVICES



AMANDA JONES
EVENT HOUSEKEEPING
SUPERVISOR



DAN KARCH
CENTRAL PLANT SHIFT
ENGINEER



JEFF KISTLER
ASSISTANT CONVERSION
MANAGER



CHELSEIE KRILL
PARTNERSHIP ACTIVATION
COORDINATOR



KYLE KROL
SENIOR CORPORATE
TICKET SALES MANAGER



SHELI KUHLE
DIRECTOR/BASKETBALL
OPERATIONS



ALEX LADD
FEVER CONSUMER
TICKET SALES



MICHAEL LAKE
CORPORATE PARTNERSHIP
SALES DIRECTOR



KELLY LAMBE
FEVER SALES & SERVICE
CONSULTANT



BRENDA LAWSON
ADMINISTRATIVE ASSISTANT



ANGELA LEE
SENIOR DIRECTOR/HUMAN
RESOURCES & PAYROLL



LETICIA LIPUT
TICKET SYSTEMS MANAGER



MATTHEW LOWSTETTER
SENIOR CORPORATE
PARTNERSHIPS BUSINESS
MANAGER



REBECCA LUTH
FINANCE ASSISTANT



BLAKE MALICOAT
CONSUMER TICKET
SALES EXECUTIVE



LEONARD MATHEWS
CONSUMER TICKET
SALES EXECUTIVE



FRANK McGRATH
TEAM PHOTOGRAPHER



CHRIS MELBY
CORPORATE
PARTNERSHIP SALES
DIRECTOR



KEVIN MESSENGER
DIRECTOR/FEVER MEDIA
RELATIONS

PS&E FRONT OFFICE



STEVE MIKNIS
PACERS GROUP EVENT
SPECIALIST



BILL MONTGOMERY
UTILITY SETUP



CODY MOORE
CENTRAL PLANT SHIFT
ENGINEER



DOUG MORGAN
ASSOCIATE DIRECTOR/
GAME OPERATIONS AND
FAN DEVELOPMENT



KEVIN MULLANEY
BOX OFFICE MANAGER



JAKE OLLIER
SALES & MARKETING
ANALYST



CHRISTOPHER PATTON
COORDINATING PRODUCER/
IN-ARENA & STUDIO
PRODUCTION



DAYNA PAWELAK
DIRECTOR/TICKET
TECHNOLOGY AND
LOGISTICS



CHELSEA PYLITT
BROADCAST
COORDINATOR



JUSTIN RAMQUIST
SENIOR DIRECTOR/
CORPORATE & PREMIUM
TICKET SALES



GREG RAPPAPORT
WEB COORDINATOR



STEVE REITAN
TICKET SALES
BUSINESS MANAGER



SALVADOR REYES
CONVERSION



GARY JOE RICE
SENIOR PRODUCER/
EDITOR



JAMES RICHARDSON
PRINCIPAL ARCHITECT/
INFORMATION TECHNOLOGY



LAUREN ROA
DIRECTOR OF
MERCHANDISING
AND RETAIL



BRIAN ROGAT
MANAGER/STUDIO EVENT
PRODUCTION



KRISTYN ROGERS
ASSOCIATE DIRECTOR/
PREMIUM SERVICES



JOHN RUMOR
CONSUMER TICKET
SALES EXECUTIVE



BRIANA RUPENTHAL
GAME OPERATIONS
SUPERVISOR



JAMIE RUSSELL
SENIOR MANAGER/GAME
OPERATIONS AND FAN
DEVELOPMENT



JARED SALISBURY
SENIOR BOX OFFICE
TICKET SELLER



SHAYNA SANGSTER
PARTNERSHIP
ACTIVATION MANAGER



KIRBY SCHOENTHALER
CORPORATE TICKET SALES
EXECUTIVE



MATT SCHROLL
PACERS GROUP EVENT
SPECIALIST



BETH SCHUMACHER
BOX OFFICE
COORDINATOR



MATTHEW SCOTT
ASSOCIATE DIRECTOR/
STUDIO PRODUCTION/
SENIOR EDITOR



NICK SEGAR
FEVER SALES & SERVICE
CONSULTANT



SCOTT SERMERSHEIM
FACILITIES MAINTENANCE
MANAGER



DYLAN SHELTON
CONSUMER TICKET
SERVICES EXECUTIVE

PS&E FRONT OFFICE



BRANDON SHERMAN
SEASON TICKET
EXPERIENCE MANAGER



BRENDA SMITH
TICKET MANAGER



GREG SMITH
DIRECTOR/BROADCAST
ENGINEERING



MICHAEL SMITH
SEASON TICKET EXPERIENCE
MANAGER



RICHARD SMITH
COMMUNITY RELATIONS
MANAGER



CODY SPARKS
PREMIUM SERVICES MANAGER



JENNIFER SPRAY
HELPDESK MANAGER



BETH SPRINGMAN
SERVICES/MERCHANDISING SENIOR EVENT COORDINATOR
& PRODUCTION/
OPERATIONS ASSISTANT



STEPHEN STAKER



REBECCA STEVENS
HOUSEKEEPING NIGHT
SUPERVISOR



KYLE STIDOM
CONSUMER TICKET
SALES EXECUTIVE



BRYAN STINE
DIRECTOR/GROUP SALES



TIMOTHY STREETS
CORPORATE TICKET
SALES EXECUTIVE



JANAÉ SWAN
DIRECTOR/PARTNERSHIP
ACTIVATION



BOB TAFT
CENTRAL PLANT
MANAGER



SARA TALBERT
FEVER SALES & SERVICE
CONSULTANT



BRENDA THOMAS
FINANCIAL ANALYST



CARRIE TIPTON
ADMINISTRATIVE
ASSISTANT



KELLI TOWLES
DIRECTOR/COMMUNITY
RELATIONS



JEFF TZUCKER
DIRECTOR/DIGITAL
MARKETING



THERESA WALSH
SENIOR MANAGER/
ACCOUNTS PAYABLE



MICHAEL WECHT
HOUSEMAN



JOHN WEISS
DIGITAL MARKETING
MANAGER



DOUG WEITKAMP
DIRECTOR/EVENT
PRODUCTION



AMANDA WHALEY
SR. SEASON TICKET
EXPERIENCE MANAGER



COREY WHITE
CONSUMER TICKET
SALES EXECUTIVE



EDDIE WHITE
DIRECTOR/CORPORATE
COMMUNICATIONS



MIKE WHITE
SUITE SALES
MANAGER



SASHA WILLIAMS
DIRECTOR/CUSTOMER
LOYALTY



STEVE ZIMMERMAN
HOUSEKEEPING/
CONVERSION MANAGER

TEAM MASCOT

BOOMER



Boomer, the Pacers Panther, is a huge fan favorite who has made a cat-quick climb to become one of the best mascots in all of sports. His amazing athletic abilities and comedic antics win over fans of all ages. This wacky cat has a unique way of entertaining. His act draws plenty of laughs from fans, opponents and even referees.

His popularity continues to grow and he is now recognized locally, nationally and worldwide. Each year, Boomer makes more than 300 personal appearances. He has been to Australia, Brazil, Mexico, France, Spain, Germany, China, Portugal, England, South Korea, Scotland, Taiwan, Puerto Rico, Bosnia, Kosovo, Iceland, Lithuania, London and Holland. He has been a participant in 13 NBA All-Star weekends, featured in NBA national marketing spots and in one overseas publication was recognized as one of the top ten mascots in Europe.

To his credit, Boomer keeps his paws firmly planted on the ground (except when he puts on his dunking display) by participating in many charitable events. Those efforts earned Boomer a ROSE (Recognition of Service Excellence) Award from VisitIndy in 2015. Boomer also enjoys participating in the Pacers Read To Achieve and Boomer's Boot Camp programs, and he travels to local schools putting on dunk shows/conventions that focus on fitness, anti-drug/anti-bullying messages, test preparation and reading. Boomer makes regular visits to area schools to promote these programs. If you would like information on booking Boomer, please call (317) 917-2882.

Follow Boomer online at:

Pacers.com/Boomer

[Facebook.com/PacersBoomer](https://www.facebook.com/PacersBoomer)

[Twitter.com/PacersBoomer](https://twitter.com/PacersBoomer)

[Instagram.com/PacersBoomer](https://www.instagram.com/PacersBoomer)



DANCE TEAM

INDIANA PACEMATES



Since the Indiana Pacers first hit the hardwood in 1967, the Indiana Pacemates have been right there with them! Originally known as the Marathon Scoreboard Girls and then the Paul Harris Pacerettes in the ABA, the squad presented fashion shows during selected timeouts and halftimes. After several years, the squad evolved into an entertainment entity of the franchise during the 1972-73 season and became known as the Indiana Pacemates. The Pacemates currently act as goodwill ambassadors to the community by making numerous appearances throughout the year for corporate, private, civic and charitable events on behalf of the Indiana Pacers.

The Pacemates' program continued into the 1976-77 season, when the Pacers entered the National Basketball Association. A dramatic new dimension was added to the Pacemates' program when they were heralded as the first professional dance/cheerleading squad in the NBA.

Creatively, the Pacemates merged the magic of dance and the excitement of cheerleading into a kaleidoscope of entertainment. So innovative and organized was the Pacemates' program that similar groups began to appear with other teams. Squads such as the Los Angeles Laker Girls, Chicago Luvabulls and the New Jersey Nets' Cheerleaders could now be found in NBA programs throughout the country. However, it was the Pacemates that were the trendsetters.

The Pacemates' excellent reputation for entertainment came to the attention of the NBA front office in New York City, which extended an invitation to the squad to perform at the NBA All-Star Game. This was the first time in NBA history that an invitation was extended to a professional cheerleading squad. The Pacemates continued to set the trend as they were also the very first NBA dance team to be invited to perform for U.S. and NATO troops stationed overseas on the Armed Forces Entertainment Tour in 2004 and 2005. In the summer of 2009, the Pacemates were invited to China by the NBA to participate in a 14-day tour with the Jam Van Tour and again in 2012 to China as featured performers for the Guangdong Mobile Tour. In 2013, they traveled to Taipei, Taiwan for NBA Cathay Youth Madness and the NBA 3x in Manila, Philippines and attend the NBA Global Games in both cities during the same season. Most recently, members of the Pacemates visited Regina, Saskatchewan in Canada for the NBA All-Star Challenge and to Xi'an, China for the NBA Five Basketball Tournament.

As the Pacers continue to succeed, so does the Pacemates' program, as they continue their tradition of excellence in entertainment and commitment to the community. Cheers to 50 seasons!



RADIO ANNOUNCERS

MARK BOYLE PLAY-BY-PLAY



Mark Boyle has completed a franchise record 28 seasons as the "Voice of the Pacers" on an extensive statewide network, and will broadcast his 2,500th NBA game in 2016-17.

Before coming to Indiana, Boyle spent time in Minneapolis, St. Louis - where he worked in one of the most highly regarded sports departments in broadcasting at KMOX - and New York, where he was one of the original on-air voices at WFAN, the country's first all-sports radio station. In addition to his NBA experience, which includes work on the nationally broadcast NBA Game of the Week, he has worked in the NHL, spending two seasons with the Minnesota North Stars, and has covered the NFL, Major League Baseball and Big Ten football and basketball.

A man of eclectic interests, Boyle has spent his summers broadcasting minor league baseball games, competing in the U.S. Open Chess Tournament, performing with the Indianapolis Symphony and at the Indianapolis Civic Theatre, piranha fishing on the Amazon River, doing standup comedy, and working as a barista at a local coffee house. Active in several local charities, he has served on the Board of Directors of The Indiana Blind Children's Foundation and the Indiana Children's Wish Fund. Boyle spent part of the summer of 2010 walking 500 miles across Indiana to raise money for the Wish Fund, and in 2011 he raised money for charity by performing odd jobs, including working on the pit crew for ML Racing during a NASCAR race in Indianapolis, spending a day with the Indiana National Guard, and filling in as a meteorologist on the NBA affiliate in Indianapolis.

Boyle was recognized as Indiana's Sportscaster of the Year by the National Sportswriters and Sportscasters Association for the fourth time in 2015, and has also been honored as the top talk show host in Indianapolis by Indianapolis Monthly magazine. He was inducted into the Indiana Sportswriters and Sportscasters Hall of Fame in April 2013.

BOBBY "SLICK" LEONARD COLOR ANALYST



A Naismith Memorial Basketball Hall of Fame inductee in 2014, Bobby "Slick" Leonard is in his 32nd year with the Pacers as a broadcaster and lends unique perspective to each game along with his vast knowledge of basketball.

As a Pacers' head coach for 12 years, Leonard won 529 games and three ABA championships. Before coming to the Pacers, "Slick" had an outstanding playing career on the high school, collegiate and pro levels and was named as one of the state's "50 Greatest Players." A two-time All-American at Indiana University, he was captain of the Hoosiers' 1953 NCAA championship team and Big Ten Championship teams in 1953 and '54. He then served in the U.S. Army from 1954-56, then played seven years in the NBA - earning an All-Star berth in 1963 -- with the Minneapolis/Los Angeles Lakers.

Leonard is a member of the Indiana Basketball Hall of Fame, the Indiana Sports Writers and Broadcasters Hall of Fame and was the first person inducted into the Indiana University Sports Hall of Fame. He was voted by a national sportswriters and broadcasters association as the ABA's All-Time Coach. Recently, he was honored as a member of Indiana University's All-Century Basketball Team.

He also is one of just six individuals in Pacers history to have a banner raised in his honor. Hanging from the rafters of Bankers Life Fieldhouse is a banner honoring Leonard and his 529 victories as coach of the Pacers.

A native of Terre Haute, Ind., Leonard lives in Carmel, Ind., with his wife of 62 years, Nancy, and is a partner in Bobby Leonard Enterprises. They have five children, 12 grandchildren and four great grandchildren.

RADIO ANNOUNCERS

EDDIE WHITE POSTGAME SHOW HOST



Eddie White, a veteran of over 30 years in sports communications, is the host of Pacers Overtime, the Pacers postgame show. White is also a contributor for Pacers Weekly and a reporter for Pacers.com.

In addition to his media duties, White is the Director of Corporate Communications for the Pacers. He previously spent time as a sports talk show host for the Pacers flagship, 1070 The Fan.

Prior to working in media, White headed the team service division for the NBA and NFL for Reebok and Adidas. He also was Director of Public Relations for the Miami Dolphins after four years as Asst. Director of Sports Information at Notre Dame.

A native of Wilkes-Barre, Pa., White owns a B.A. degree in English from Wilkes University, where in 2001 he was given the Alumnus of the Year award. White also studied in the Masters of Science in Administration program at Notre Dame.

He has authored a three-part series, "Academics & Athletics – A Winning Combo", which was judged best in the nation by the Univ. of Missouri School of Journalism.

PAT BOYLAN SIDELINE REPORTER/STUDIO HOST



Pat Boylan is in his third season as the host and sideline reporter for the Pacers radio network and contributes to Pacers telecasts on Fox Sports Indiana.

Boylan also hosts "Pacers Weekly" on 1070 The Fan, and "Blue and Gold Breakdown" on Pacers.com.

Boylan is a play-by-play announcer for the Indiana Fever, and a voice of various IHSAA State Finals broadcasts.

He graduated from Carmel High School and Ball State University and lives in Indianapolis.

BANKERS LIFE INDIANA PACERS RADIO NETWORK

WFNI	AM 1070	Indianapolis	WPGW	AM 1440	Portland
WFNI	FM 93.5	Indianapolis	WZBD	FM 92.7	Berne
WFGA	FM 106.7	Ft Wayne	WREB	FM 94.3	Greencastle
WAXL	FM 103.3	Santa Claus	WWBL	FM 106.5	Washington
WORX	FM 96.7	Madison	WYFX	FM 106.7	Mt. Vernon
WXFN	AM 1340	Muncie	WAXI	FM 104.9	Rockville
WXFN	FM 102.9	Muncie	WJCP	AM 1460	North Vernon
WMDH	AM 1550	New Castle	WXVW	AM 1450	Jeffersonville
WBIW	AM 1340	Bedford	SiriusXM	891	online only
WNDI	FM 95.3	Sullivan			

TELEVISION ANNOUNCERS

QUINN BUCKNER COLOR ANALYST



Quinn Buckner is the long time analyst for the Pacers' television games. In July 2004, Buckner was named Vice President of Communications for Pacers Sports & Entertainment. Buckner also leads the Pacers Youth Basketball program, a PS&E initiative to support youth basketball in Indiana.

Prior to joining the Pacers' television staff, he was an analyst with the Cleveland Cavaliers. Other television Buckner has done includes work with NBC and its NBA coverage, and also working on CBS' March Madness college basketball coverage. He was also an analyst for NBA games on ESPN Radio.

Buckner is a former head coach of the Dallas Mavericks and played 10 seasons in the NBA, including 1983-84, when he was a member of Boston's NBA Championship team.

An Indiana University graduate with a Business degree, Buckner won four Big Ten Basketball championships and was the captain of the 1976 undefeated NCAA Championship team (the last college basketball team to go undefeated and win the national championship, and was voted the greatest team in the 75 years of the NCAA tournament). Buckner was the Captain of the 1976 gold medal-winning U.S. Olympic Basketball team. While in high school, he also captained two Illinois state championships teams. He is one of three people in the history of basketball to win a championship on every level, high school, college, Olympics and the NBA. On November 19, 2015, Quinn was inducted into the National Collegiate Basketball Hall of Fame in Kansas City, Mo.

Quinn is an avid golfer. His community activities have included serving on the boards of various charities, including the Indiana University Board of Trustees, Indiana University Foundation, Center for Leadership Development, Pacers Foundation, Community Health Network Foundation, Indianapolis Children's Choir Advisory Council, National Basketball Players Association, First Tee of Indianapolis, USA Basketball, Indiana Youth Institute, Special Olympics of Indiana, YMCA, Indianapolis Zoological Society, Big Ten Advisors Council, as well as being a member of Old National Bank Advisory Board.

CHRIS DENARI PLAY-BY-PLAY



Chris Denari enters his 11th season as the Pacers' television play-by-play announcer. Denari has been involved in broadcasting sports in Indianapolis for more than 30 years. He was named the Indiana Sportswriters and Sportscasters Association 2003 Broadcaster of the Year; and in April 2016, he was inducted into the Indiana Sportswriters and Sportscasters Association Hall of Fame.

Denari also serves as the television play-by-play announcer for the WNBA's Indiana Fever, which he has done for the past 17 seasons. He most recently was the Sports Director at WXIN-TV Fox 59 in Indianapolis. With his move to Pacers' TV, he ended his 17-year association as the radio play-by-play voice of Butler University basketball. He called five of Butler's NCAA Tournament appearances, including the Bulldogs' first trip to the Sweet Sixteen in 2003.

He is a member of the Indianapolis Motor Speedway Radio Network and also handles play-by-play duties for the Big Ten Network. Previously, he was a member of the Indianapolis Colts Radio Network, worked for Pacers' TV as a locker-room reporter and was the television play-by-play voice for the Indiana High School Athletic Association's state championship events.

A 1979 graduate of Westfield (Ind.) High School, he played basketball for his father, Bob. He graduated from Wabash College in 1983, and was a member of the Little Giants' 1982 NCAA Division III national championship basketball team. In 2014, Denari was inducted with his teammates into the Wabash College Athletic Hall of Fame.

Denari has served on the Board of Directors for Special Olympics Indiana and the Methodist Sports Medicine Foundation and is a spokesman and volunteer for the Hamilton County Humane Society. He is active as a speaker and emcee for various organizations and events in Central Indiana. In 2009, he was named to the inaugural class of the Westfield High School Distinguished Alumni Hall of Fame.

Denari and his wife, Terry, live in Carmel, Ind., and are the proud parents of sons, Evan, Wilson and Max.

TELEVISION ANNOUNCERS

JEREMIAH JOHNSON **TV HOST/SIDELINE REPORTER**



Jeremiah Johnson is the Pre-game/Postgame Host and Sideline Reporter for Pacers basketball on Fox Sports Indiana. Growing up in Peru, Indiana, he used to wear out the remote control flipping between local sportscasts from stations in Lafayette, South Bend, Fort Wayne and Indianapolis. "JJ"

got a taste of television in high school, helping start a weekly local sports show "The Locker Room" and gained priceless experience/education at Ball State University, graduating in 2000.

He has only lived outside of Indiana for 15 months of his life, during his first professional television experience at WYMT in Hazard, Kentucky. Jeremiah came "Back Home Again" to work in Terre Haute at WTWO from 2001-2004 where he was also a sideline reporter for Indiana State Basketball. His Indianapolis sportscaster dream came true while working at Fox 59 in Indianapolis from 2004-13. His memorable assignments included covering every NCAA

Tournament game during Butler's Final Four runs in 2010 and 2011, in addition to three Super Bowls and numerous Pacers playoff series.

Jeremiah joined Fox Sports Indiana for the 2013-14 season as the Pacers Pregame Producer and is now entering his third season as TV host/Reporter. Jeremiah and producer Ken Sothman brought home a 2016 Great Lakes Regional Emmy for Best Sports Program Series for Pacers Live! Pregame.

He is passionate about local high school sports and works various IHSAA Championship Broadcasts on Fox Sports Indiana. He also hosts NCAA Selection Shows and has been a sideline reporter for the Big Ten Network during the college football season. Jeremiah also assists with Public Address Announcing duties for the Indiana Fever and has also done play-by-play for a Fever game on Fox Sports Indiana.

He hasn't always had a microphone at sporting events, as Jeremiah was a three-sport athlete at Peru High School and was a walk-on quarterback at Ball State in 1997-98. Jeremiah is looking forward to helping the Children's Bureau of Indianapolis this year and he enjoys assisting the Pacers Community Relations Department at Reading Timeouts. Jeremiah lives in Zionsville with his wife Alisha and sons Preston (8) and Mason (3).



**IN THE
COMMUNITY**

PACERS CARES INITIATIVES

Indiana Pacers Community Relations – Give. Share. Inspire.

The mission of the Pacers Community Relations Department is to Give, Share and Inspire. In alignment with our organization's overall core purpose of Winning Championships and Serving Community, the Pacers Community Relations Department strives to impact youth and families through our Education, Social Responsibility and Health & Wellness programs. Through these programs we are able to GIVE back through our spirit of helping, SHARE the resources necessary to encourage success and INSPIRE our youth to reach their fullest potential.

EDUCATION

READ LIKE A PRO presented by The RoomPlace

Read Like A Pro teaches the importance of education and literacy and encourages youth to embrace the love of reading through six core programs: (1) Read Like A Pro Reading TimeOuts, (2) Read Like A Pro TipOff, (3) Read Across America Day, (4) Pacers Summer Reading Tour, (5) All-Star Reading Team and (6) Rookie Read.

READING TIMEOUTS

During the Pacers season, the Pacers present Read Like A Pro Reading TimeOuts featuring special guest readers that include members of the Pacers, the Indiana Pacemates, Boomer and members of the Pacers All-Star Reading Team. These special guests read stories to students in kindergarten through third grade, from large oversized books. At the conclusion of the event, each participating student receives a Pacers backpack filled with a reading poster, I Love to Read bracelet and a customized Pacers book. In addition, participating students have the opportunity to win Pacers prizes including headbands, t-shirts and a Boomer mini-basketball. Each visit is approximately one hour in length with class sizes averaging 175 students in kindergarten through third grade.

READ LIKE A PRO TIPOFF

The Pacers tip off the "reading season" with a Celebration of Reading that includes members of the Pacers, the Indiana Pacemates, Boomer, Freddy Fever and the Pacers All-Star Reading Team.

These special guest readers share stories with students in K-3rd grade, from large oversized books. At the conclusion of the event, each participating student receives a Pacers Backpack filled with a Reading Poster, I Love to Read bracelet and a customized Pacers book. In addition, those in attendance will participate in a post-event Pizza Party courtesy of Papa John's!

READ ACROSS AMERICA DAY

The National Education Association's Read Across America Day is an annual reading motivation and awareness program that calls for every child in every community to celebrate reading in early March, around the birthday of beloved children's author Dr. Seuss. Each year the Pacers and The RoomPlace present our version of Read Across America Day at a select area elementary school. This special event includes a Read Like A Pro Reading TimeOut for K-3rd graders, Pacers Backpack giveaway to all participating students that includes a Read Like A Pro Bookmark, poster, I Love to Read Bracelet and a customized Pacers book. In addition, each child and participating teacher receives a commemorative t-shirt and Dr. Seuss hat to wear to the event.



PACERS CARES INITIATIVES

EDUCATION

READ LIKE A PRO presented by The RoomPlace continued

SUMMER READING TOUR

In partnership with the Indianapolis Public Library's Summer Reading Program, the Pacers and Pacers Foundation present the Pacers Summer Reading Tour. During the library's eight-week Summer Reading Program, the Pacers visit each library branch for a Read Like A Pro Reading TimeOut. In addition to hearing our guest readers share their favorite children's books, participants also have the opportunity to win Pacers memorabilia through our Dice Game. Each visit lasts a total of one hour. Members of the Pacers All-Star Reading Team, the Indiana Pacemates, Pacers legends and Boomer participate at select locations throughout the program.

ALL-STAR READING TEAM

As part of the Read Like A Pro Reading TimeOut Program, the Pacers developed an All-Star Reading Team featuring players, coaches, local

dignitaries, community partners, area celebrities and staff. Members of the All-Star Reading Team volunteer their time and knowledge to the Pacers Education initiative to help promote and bring public awareness to the value of reading.

ROOKIE READ

As part of the Pacers Read Like A Pro Program presented by The RoomPlace, the Pacers will host their second season of Rookie Read. This program features the Pacers rookies sharing one of their favorite children's stories via Pacers.com. Each series also features a special guest, including a member of the Indiana Pacemates, former Pacers player or member of the Indiana Fever. Rookie Read is a video-based program encouraging kids of all ages to embrace the love of reading.

DREAM BIG presented by Honda Manufacturing

Dream BIG celebrates and honors African-Americans for their countless contributions that have opened doors for people not only in the United States, but around the world. Dream BIG engages kids by educating them about black history to positively impact their future.

The Indiana Pacers and Honda Manufacturing have teamed up to "Dream BIG" through a year-long campaign that includes four core programs/events (1) This Day in Black History, (2) Capes for Kids, (3) Black History Month T-Shirt Design Contest and (4) Day of Service.

THIS DAY IN BLACK HISTORY MOMENTS

This Day in Black History Moments highlight the historical events and groundbreaking achievements of African-Americans. During all home and road game broadcasts during the month of February, and at Pacers.com, the Pacers present a new historical Black History fact. From the heroes of the Underground Railroad to the civil rights movement to the election of the country's first Black president, we take a look back at how African-Americans have impacted the world.

CAPE FOR KIDS

In partnership with the non-profit group Wildfire, the Pacers visit an area elementary school to teach the students about "dreaming big." Students hear from a special guest speaker about the contributions African-Americans have made to our country and how dreaming big made them who they are today. Students then will have the opportunity to dream big by creating their own super hero capes with help from Wildfire and Pacers Sports & Entertainment volunteers.

BLACK HISTORY MONTH T-SHIRT DESIGN CONTEST

In celebration of Black History Month, the Indiana Pacers will hold a Black History Month T-Shirt design contest between members of the Indiana Pacers. Three members of the Pacers will help design their own Black History Month t-shirt. Designs will be posted on Pacers.com throughout the month of January for fans to vote on their favorite design. The t-shirt that receives the most votes will then be sold in the Home Court Gift Shop during the month of February.

DAY OF SERVICE

Players, staff, Pacemates and mascots will help carry forth the mission of Dr. King's "what are you doing for others" by serving at a select community organization to restock pantries, provide transportation, serve a meal, clean up a park and more.

PACERS CARES INITIATIVES

OTHER EDUCATION INITIATIVES

ABRAMS ACADEMIC ACHIEVEMENT AWARD

Each year, the Pacers team up with Team Ophthalmologist Dr. John Abrams for the Abrams Academic Achievement Award. This award recognizes students at area middle schools for their efforts in attendance, academics and leadership. Students receive four tickets to a Pacers home game and are recognized during a halftime, on-court ceremony, where they are awarded a laptop computer, a Certificate of Achievement and a Pacers goodie bag. In addition, each winner and his or her parents participate in a pregame reception to recognize their achievements.

PACERS MVP SCHOLARSHIP presented by Herff Jones

The Pacers and Herff Jones partner to present the Pacers MVP Scholarship. This program recognizes high school seniors for their academics, community service and leadership. This scholarship salutes those students who symbolize the Pacers Core Purpose of Serving Community and highlights the Pacers Cares mission, focusing on Education, Social Responsibility, and Health & Wellness.

The top 10 finalists receive four tickets to a Pacers home game, a Pacers goodie bag, on-court recognition and a Certificate of Achievement. The

Grand Prize Winner receives a \$5,000 scholarship courtesy of Herff Jones to the accredited college of his or her choice.

CALL-A-PACER presented by Stanley Security Solutions

The Pacers team up with Stanley Security Solutions and the Indianapolis Public Library to present Call-A-Pacer. This annual program allows callers to listen to featured Pacers players or coaches read a children's story. Fans of all ages can call (317) 275-4444, or toll-free at 877-275-9007 to hear members of the Pacers read pre-selected children's stories. Phone lines are open 24 hours a day, and may be accessed by up to four listeners at a time. Call-A-Pacer was created to encourage school-age children to read and visit their neighborhood library. All stories run for one week from April through June each year.

MARK BOYLE SCHOOL TOUR

The Pacers have partnered with Pacers Play-by-Play Radio Announcer Mark Boyle for the "Mark Boyle School Tour." This tour is open to all middle school, high school and college students/classes with an interest in radio/TV broadcasting and features Pacers broadcast legend Boyle sharing his insight into the industry, and his personal experiences.



SOCIAL RESPONSIBILITY

HOOPS FOR TROOPS presented by Indiana Wesleyan University

Hoops for Troops is a year-round initiative led by the NBA, its teams and players in collaboration with the Department of Defense, USO and other military and veteran serving organizations to honor active and retired service men and women and their families. In addition, the NBA partners with the Department of Defense to not only express our appreciation for our military, but also work with them as part of a commitment to service (community, leadership, transition, health).

The Pacers recognize and serve alongside these heroes through the following Hoops for Troops programs and events: (1) Hoops for Troops Week, (2) Military Care Packing Event, (3) Military Practice and (4) Commitment to Service Day.

HOOPS FOR TROOPS WEEK

Hoops for Troops Week is part of the overall NBA Initiative Hoops for Troops. This weeklong celebrations honors, recognizes and supports out military men and women through a variety of activities and events..

MILITARY CARE PACKAGE PACKING EVENT

During Hoops for Troops Week, staff members from Pacers Sports & Entertainment and Indiana Wesleyan University come together to pack 500 care packages to send to Indiana troops serving overseas.

MILITARY PRACTICE MEET & GREET

In celebration of Hoops for Troops Week, military personnel are invited to Bankers Life Fieldhouse for a special lunch in the Locker Room

Restaurant, followed by a behind-the-scenes look at a Pacers practice. Following practice, Pacers players and the military members participate in a meet and greet where each service person receives a Pacers Challenge Coin, along with the opportunity for autographs and photos from their favorite coach or player.

COMMITMENT TO SERVICE DAY

Members of Pacers Sports & Entertainment staff, along with military service personnel join together for a Day of Service, helping local community organizations with a variety of projects including chopping food, cleaning houses, delivering food, etc. as part of our Hoops for Troops Commitment to Service initiative.



PACERS CARES INITIATIVES

SOCIAL RESPONSIBILITY

SEASON OF GIVING

Each year the NBA, its teams and players are out in the community hosting hundreds of charitable events in an effort to brighten the holidays for thousands of children and families. Events are led by players, legends, coaches, and executives in an effort to give back to the community in the areas of education, health and wellness and hands-on service.

The Indiana Pacers participate in the Season of Giving campaign with four core programs: (1) "Come to Our House" Thanksgiving Dinner presented by US Foods and hosted by Rodney Stuckey, (2) Shop with the Pacers presented by Simon Malls, (3) Days of Service and (4) Jakks Pacific Toy Giveaway.

"COME TO OUR HOUSE" THANKSGIVING DINNER presented by US Foods and hosted by Rodney Stuckey

The annual "Come to Our House" Thanksgiving Dinner presented by US Foods and hosted by Rodney Stuckey offers the opportunity for disadvantaged men, women and children to receive a home-cooked Thanksgiving meal. Members of the Pacers, including players, coaches and training staff, along with Indiana Pacemates, Boomer, Pacers alumni and members of the local media are on hand to help serve dinner, mingle with the guests, and distribute goodie bags filled with cold-weather items. In addition, guests in attendance have the opportunity to receive free flu shots courtesy of IU Health, as well as other interactive stations including photo booths, face painting, balloon artists, coloring station and more.

SHOP WITH THE PACERS presented by Simon Malls

Each year, the Pacers and Simon Malls partner with a non-profit children's organization for a holiday shopping spree at a Simon Malls outlet. Before shopping, Pacers players and Pacemates join the children and their families for a special "pre-shopping" meal courtesy of Papa John's,

where each child receives a \$200 Visa gift card and a Pacers goodie bag. In addition, each family receives a Kroger gift card and tickets to an upcoming Pacers home game.

DAYS OF SERVICE

As part of the Season of Giving campaign, the Indiana Pacers host three Days of Service events throughout the month of December. Pacers players, staff, mascots and Pacemates are out in the community to "share the love" during the holiday season. From helping to stock food pantries to assisting with serving a meal, Pacers Sports & Entertainment helps spread holiday cheer and serve our community throughout the holiday season.

PACERS CARES TOY GIVEAWAY presented by JAKKS Pacific

Each year, the Pacers partner with JAKKS Pacific to provide toys to deserving youth in Indianapolis and the surrounding counties. More than 20,000 toys are donated to a variety of community organizations and thousands of children with assistance provided by the Indiana National Guard. These toys are distributed during special events surrounding the traditional holidays in November and December.



PACERS CARES INITIATIVES

OTHER SOCIAL RESPONSIBILITY PROGRAMS

PACERS GO GREEN **presented by Republic Services**

In an effort to be more environmentally conscious, the Pacers and Republic Services continue to improve the environmental performance of our organization as well as help spread the message to our fans. Go Green addresses environmental conservation policies within our offices and educates our fans on ways they can "Green Your Routine".

The Indiana Pacers participate in the Go Green campaign with four core programs/events: (1) Go Green Night, (2) Day of Service, (3) Green Week Sustainability Essay Contest and (4) Twitter Fact of the Month.

GO GREEN NIGHT

In celebration of the NBA's year-round Go Green initiative, the Pacers celebrate Go Green Night at a select home game in March. The Blue and Gold strive to 'go green' year-round and will highlight those efforts when the team hosts their annual Pacers Green Night, presented by Republic Services. A variety of in-game activities including a Parachute Drop, Go Green Activity, T-Shirt Toss and information booths will be available to celebrate all things green.

GO GREEN DAY OF SERVICE

In celebration of the NBA's year-round Go Green initiative, the Pacers partner with a local non-profit organization (school, church, community center, urban garden etc.) for a Go Green Day of Service.

Activities include mulching, raking, planting etc. in order to improve the community in which we live, learn and play.

GREEN WEEK SUSTAINABILITY **ESSAY CONTEST**

See how being green has rewards: The Pacers and Republic Services will host an online month-long Green Week Sustainability Essay Contest, asking fans why sustainability is important to them and what they are doing to live a more green life. The winner will receive tickets to the designated Green Week game, be recognized during the game, and receive a prize from the Pacers and Republic Services.

TWITTER FACT OF THE MONTH

In celebration of the NBA's year-round Go Green initiative, each month during the Pacers season, @PacersCares will tweet a Twitter Fact of the Month on how you can "Green Your Routine." These facts will also be featured on the Community Page of Pacers.com.



PACERS CARES INITIATIVES OTHER SOCIAL RESPONSIBILITY PROGRAMS

INDIANA HEROES presented by Indiana Wesleyan University

In recognition of the countless Heroes throughout the state of Indiana, the Pacers and Indiana Wesleyan University present the Indiana Heroes Award at select home games throughout the season. This award is presented to an individual or group of individuals who have made an overwhelming impact on the lives of others and who, through their unique commitment and humanitarian spirit, have made exceptional and lasting contributions to our community and our state. Heroes are provided four tickets to a select game, recognized on-court and receive an Indiana Heroes Award from a member of the Pacers team.

C.J. MILES' SIDELINE SOLDIERS

To honor the valiant soldiers serving our country, CJ Miles and the Indiana Pacers have partnered with the USO of Indiana to present CJ Miles' Sideline Soldiers at select Pacers home games.

This program allows military personnel and their families to serve as VIP guests at the game and be recognized for their selfless acts in protecting our country.

Each Sideline Soldier and his or her family participates in a pregame meet and greet with a member of the Indiana Pacers CJ Miles, receives lower level seats for that night's game and is treated to a complimentary meal in the Locker Room Restaurant, courtesy of Levy Restaurants.

DONATIONS

As part of the Pacers commitment to the community, we provide donations to events and fundraisers to non-profit organizations. Information on requesting a Pacers Merchandise Donation, including our donation policies and procedures, can be found by visiting www.nba.com/pacers/donation-request-form. This online donation request system has been implemented to decrease our carbon footprint and to help protect our environment. We appreciate your support of our policies and procedures.

PACERS PALS TICKET PROGRAM

Kids love going to a professional sports event. For many of our kids, at risk or not, they might never get a chance to see the Pacers in action. A night out with a chaperone and a group of friends lets them see on-court athletic achievement. And it might just turn out to be instructive about the benefits of determination and perseverance. All we know is that the kids have fun and laugh and let us into their lives for a night. And for us, that's a good start. The Pacers Foundation Pacers Pals Ticket Program is open to all non-profit organizations in the state of Indiana and is provided through the generous contributions of our players and corporate community. To request tickets for your non-profit organization, visit <http://www.nba.com/pacers/pacers-pals-sign-form>.



PACERS CARES INITIATIVES

HEALTH & WELLNESS

FIT LIKE A PRO **presented by Kroger**

NBA FIT is the league's comprehensive health and wellness program that encourages physical activity and healthy living for children and families through programs, events, and products.

The Pacers support the NBA FIT program through Fit Like A Pro presented by Kroger. Fit Like A Pro encourages youth to Stay Active. Eat Healthy. Play Together. The primary goal of Fit Like A Pro is to help children develop the knowledge, attitudes and skills they need to adopt a physically active and healthy lifestyle.

Fit Like A Pro is comprised of: (1) Boomer's Boot Camps, (2) Web Based Programming with information such as Tips from the Trainer, Nutritional Recipes and Wellness Weekly Tips, (3) FLAP Days and (4) NBA Fit Week.

BOOMER'S BOOT CAMP

As part of Fit Like A Pro presented by Kroger, the Pacers offer Boomer's Boot Camp to fans of all ages – from pre-kindergartners to senior citizens – encouraging all ages to lead an active and healthy lifestyle. Established in 2009, Boomer's Boot Camp visits area schools, community centers, senior centers, etc., to help instruct all ages on proper food choices and exercise techniques (all to some wacky cat beats known as fun dance music). Participants of each Boot Camp receive a Fit Like A Pro poster and sticker and have the opportunity to win other Pacers prizes through fitness quizzes and challenges throughout the event.

WEB-BASED PROGRAMMING

Web-based programming for the Fit Like A Pro Program is information supporting fitness and nutrition on Pacers.com. Fans can visit the website to find nutritional recipes, fitness tips and more to help them develop or maintain a healthy and active lifestyle.

FLAP DAYS

As part of Fit Like A Pro presented by Kroger, the Indiana Pacers present FLAP (Fit Like A Pro) Days year-round.

FLAP Days are once a month Fitness events focused on Health & Wellness – whether it's learning about making healthy choices at the grocery store, to how to get the most out of your workout, FLAP Days serve as a small portion to help you Live Healthy. Stay Active. Play Together.

NBA FIT WEEK

In support of the NBA Fit campaign, the Pacers participate in NBA Fit Live Healthy Week each season. The Pacers join with community members and partners to highlight the importance of healthy living and feature grassroots programs, events and online programming designed to inspire kids and families in Indiana to Stay Active. Eat Healthy. Play Together.

The Pacers and Kroger support NBA Fit Week through programs & events that include Fit Like A Pro Night, Jr. Pacers Clinics, Boomer's Boot Camp, Staff Open House and the Twitter Fact of the Day.

JR. NBA/JR. PACERS

The Jr. NBA will expand its global youth basketball program in the United States and Canada in 2015 in hopes of reaching five million children over the next two years. The Jr. NBA will focus on sharing the values of our game and providing an infrastructure to ensure that basketball is played and taught properly at the grassroots level.

Research has shown that engaging kids in a team before they are 13 years old, will produce a life-long fan at a rate of 160%! The league is currently working with a network of organizations including the Boys & Girls Club, PAL, YMCA, JCC, NWBA and the National Parks & Rec Association.

As part of the Jr. NBA Program, the Jr. Pacers program is intended for boys and girls ages 6-14 to help them learn the fundamentals of the game as well as "emphasize sportsmanship, respect, teamwork, and healthy living." The Jr. Pacers program is designed to assist youth with the basic fundamentals of basketball, provide a fundraising resource to area leagues and provide life skills that can be applied both on and off the court.

The Jr. Pacers program consists of five core programs & events: (1) Jr. NBA Week, (2) Jr. Pacers Skills Challenge, (3) Jr. Pacers Clinics, (4) Summer Hoops Tour presented by McDonald's and Gatorade and (5) Pacers Youth Hoops and Jr. Pacers.

JR. NBA WEEK

Jr. NBA Week is part of the league's initiative to engage five million youth within two years, though the NBA is taking an even longer-term approach, to enhance their experiences.

The NBA and its teams will host more than 100 events across North America this week as a part of Jr. NBA Week, where current and former players and coaches will work hands on with youth between ages 6 and 14 to improve their basketball experiences.

The Pacers celebrate Jr. NBA Week through its Jr. Pacers program with programs and events including Jr. Pacers Coaches Clinic, Jr. Pacers Night and Jr. Pacers Kids Clinics.

JR. PACERS SKILLS CHALLENGE

As part of Jr. NBA Week, the Jr. Pacers Skills Challenge will serve as an expansion of the Fit Like A Pro Skills Challenge held during the 2015-16 season. The Jr. Pacers Skills Challenge provides boys and girls, ages 9-14, the opportunity to showcase their fitness through a dribbling, shooting and rebounding competition in the sport of basketball. The program is free for all Jr. Pacers participants and organizations, with three different ages groups competing for prizes (9-10, 11-12 & 13-14).

PACERS CARES INITIATIVES HEALTH & WELLNESS

JR. PACERS CLINICS

As part of the Jr. Pacers program, throughout the year, the Indiana Pacers will host Jr. Pacers clinics to teach youth the fundamentals of basketball. The Jr. Pacers clinics are open to boys and girls, ages 6-14 years of age, with a goal of not only providing skill and instruction in the game of basketball, but also discipline, character and sportsmanship. The Jr. Pacers clinics hope to help develop our youth into skilled players and responsible adults.

SUMMER HOOPS TOUR presented by McDonald's and Gatorade

Each year, the Pacers Youth Basketball Program brings the Pacers Summer Hoops Tour presented by McDonald's and Gatorade to area youth in Indianapolis and surrounding counties. These free clinics are conducted by Pacers legend Darnell "Dr. Dunk" Hillman and provide boys and girls from ages 8 to 14 a chance to improve basketball skills and learn life lessons from Pacers alumni as well as players from the current Pacers and Fever rosters. Additional features of the clinics include a T-shirt for all participants, prizes, free lunch provided by McDonald's, giveaways, small group instruction and competitive games.

PACERS YOUTH HOOPS AND JR. PACERS presented by Gatorade

As an extension of the Pacers Youth Basketball Program, the Indiana Pacers partner with The National Basketball Academy and Gatorade for Pacers Youth Hoops, comprised of Camps, Clinics and Training Sessions.

CAMPS

The Indiana Pacers Summer Basketball Camps offer expert instruction, fantastic giveaways and NBA excitement, with many sessions selling out quickly.

CLINICS

Our expert coaches will help you take your game to the next level. You'll also experience all the fun and excitement of NBA basketball via various giveaways, contests and special surprises!

TRAINING

We are the best basketball training company in the United States because we teach players how to be successful both on and off the court. We get to know our players so their training program can be tailored to help them improve in all areas of the game.

For more information or to sign up a facility near you, visit www.pacerscamps.com or contact Camps and Clinics Director Adam Branch at 317-452-0349 or abranche@thebasketballacademy.com.

In addition, the Pacers also facilitate the Jr. Pacers Program. The Indiana Pacers Jr. Pacers program is a partnership designed to add more value to your league, grow your participation, help your league raise money and connect your youth to the game at a professional level.

Jr. Pacers Program benefits for leagues and participants include: (1) Dedicated "League Night" at a Pacers Home Game, (2) Opportunity to host a Pacers Youth Hoops Camp or Clinic, (3) Opportunity for league members to high-five and see NBA players up close, (4) Opportunity for league members and families to shoot a free throw on the main court, (5) Autographed items for your League and (6) Access to hear from a Pacers Player following selected Jr. Pacers games.

To enroll your League now or for more information on the Jr. Pacers Program, contact Steve Reitan at 317-917-2766 or sreitan@pacers.com.



PACERS CARES INITIATIVES

OTHER HEALTH & WELLNESS PROGRAMS

CHILDREN'S HOSPITAL VISITS

Each year during the Pacers season, members of the Pacers and former players, along with Boomer and members of the Indiana Pacemates visit area children's hospitals to help lift the spirits and have a little fun with the patients. Each patient receives a special array of gifts including t-shirts, popcorn, etc. and of course photos and autographs from their favorite Pacers personality.

SPECIAL OLYMPICS

Special Olympics Indiana is a not-for-profit organization that provides year-round sports training and athletic competition in more than 20 Olympic-type sports for children and adults with intellectual disabilities, reaching more than 11,000 athletes across Indiana. The Pacers partner with Special Olympics to provide opportunities for these exceptional athletes including basketball clinics, ticket giveaways, campaign support and more.

FINANCIAL EMPOWERMENT presented by TCU

In partnership with TCU, the Indiana Pacers have launched a Financial Empowerment Program.

The goal of this program is to enhance the requirements of Indiana's Academic Standards for high school students and to provide a resource for teachers to educate their students in the knowledge and skills to manage financial resources effectively for a lifetime of financial security. The Pacers and TCU look to improve the communities in which we live and to emphasize the value and importance of saving for a secure financial future.

KROGER HIGH-FIVE CLUB

Each year, the Pacers team up with Kroger to present the Kroger High-Five Club at all home games during the Pacers season. Through the Pacers Community Relations Department, 12 lucky children are chosen from an area not-for-profit organization to participate in the High-Five Club, in which they "high five" the Pacers team as they run out onto the court for pregame warm-

ups. Each participant in the High-Five Club receives an official High-Five Club t-shirt and a free ticket to that night's Pacers game.

RILEY HOSPITAL FOR CHILDREN BALL EXCHANGE

The Pacers team up with Riley Hospital for Children to present the Riley Hospital for Children Ball Exchange prior to every Pacers home game. Through the Pacers Community Relations Department, 12 lucky children are chosen from an area not-for-profit organization to participate, where they receive an autographed mini-basketball from a member of the Pacers team, following the national anthem. Each participant also receives a free ticket to that night's Pacers game.

500 FESTIVAL KIDS DAY

As part of the festivities surrounding the Indy 500, Pacers Sports & Entertainment partner with the 500 Festival for the 500 Festival Kids' Day—the state's largest outdoor free festival for children. The Pacers and Fever serve as one of the premier "spoke" sponsors and offer activities including inflatable basketball hoop and obstacle course, prize wheel, dice game, autograph stations, Boomer, Freddy Fever and more.

INDIANA'S GAME

As a demonstration of Pacers Sports & Entertainment's commitment to support "Indiana's Game" at all levels, PS&E has entered into a three-year agreement with the Indiana High School Athletic Association designating the Indiana Pacers and the Indiana Fever as the presenting sponsors of the IHSAA Boys and Girls State Basketball Tournaments, respectively. The Pacers and Fever also are supporting the Indiana Basketball Hall of Fame as presenting sponsors of the Hall's prestigious Silver Medals awarded to outstanding contributors to Indiana Basketball. PS&E also is presenting sponsor of the Indianapolis Downtown Kiwanis Club's annual luncheon honoring the boys state finalist teams. And in October, PS&E joined Special Olympics Indiana as presenting sponsor of SOIN's annual boys and girls state tournaments.



PACERS FOUNDATION

From abuse to obesity to drugs, Indiana's kids often face tremendous obstacles. That is why the Pacers Foundation gets involved early and often. We fund programs that teach kids how to make winning life choices.

Since its inception in 1993, Pacers Foundation has contributed more than \$6.5 million in contributions, community partnerships, scholarships and tickets to Pacers and Fever games.

In its most recent 2015-16 fiscal year, the Foundation distributed more than \$400,000 to 48 organizations. That is in addition to ongoing multi-year commitments to the Indianapolis Parks Foundation, the Indianapolis Police Foundation, Boy Scouts of America Crossroads of America Council, Gleaners Food Bank and Boys and Girls Clubs of Indianapolis.

The Foundation, in conjunction with St. Vincent Sports Performance Center, also awards three Linda Craig Memorial Scholarships to Indiana college students pursuing degrees in sports medicine disciplines. Craig was the wife of long-time Pacers trainer David Craig.

We are committed to making a positive difference in the lives of at-risk youth in Indianapolis and throughout Indiana. In doing so, we can help make our Hoosier communities better places to live, work and play.

COMMUNITY PARTNERSHIPS

We give communities the power to change by partnering with community-based organizations and corporations. For example, three years ago, Pacers Foundation partnered with the Indianapolis Parks Foundation and Indianapolis Power & Light (IPL) in a \$1.1 million effort over five years to refurbish outdoor basketball courts at city parks throughout Marion County. As the courts are refurbished, they are co-branded with Pacers, Fever and IPL logos. More recently, Pacers Foundation provided a grant to the Indianapolis Police Foundation to aid public safety personnel in fostering positive relationships with youth in some of Indianapolis' most high-risk neighborhoods.

BE A PART OF THE SOLUTION

We are not a traditional corporate foundation, supported solely by our corporate parent. We strongly believe that helping Indiana's youth make winning life choices requires all of us in the community to do our part. Therefore, we invite you to join us in this effort by making a financial contribution to Pacers Foundation and/or volunteering your time to help the non-profits we fund. In our view, the community's greatest challenges necessitate the community's best solutions. Join us and be part of the solution.

Learn more by going to PacersFoundation.org.

Photo caption.



ABOUT NBA CARES

NBA Cares is the league's global social responsibility program that builds on the NBA's mission of addressing important social issues. NBA Cares programs and participants have provided more than 3.7 million hours of hands-on service and created more than 1,040 places where kids and families can live, learn or play in communities around the world. The NBA also engages more than 12 million youth annually, inspiring play and teaching the values of the game. NBA Cares works with internationally recognized youth-serving programs that support education, youth and family development, and health-related causes, including: Thurgood Marshall College Fund, Special Olympics, YMCA of the USA, Boys & Girls Clubs of America, UNICEF, the Make-A-Wish Foundation, Share Our Strength and GLSEN.







BASKETBALL STAFF

NATE McMILLAN

HEAD COACH



Nate McMillan enters his first season as the Pacers' head coach after three years as the team's Associate Head Coach under Frank Vogel. His background, former player, head coach and assistant coach in the NBA, as well as an assistant with USA Basketball, makes him very well qualified for this new job.

"I truly believe Nate is the right coach for us at this time," said Pacers President of Basketball Operations Larry Bird. "When I heard he was interested, I got in touch with him, met with him and in our conversation, I came away with all the confidence in the world in Nate to lead our franchise to where we want to go. His experience as a player, head coach and assistant coach in the NBA are valuable assets for us. I like his demeanor. I like a lot of things Nate brings to the table."

"I want to thank Larry, Herb Simon and the Pacers for this opportunity, which is a great opportunity," said McMillan. "I've been around this franchise for three years and understand what the expectations are and

look forward to working hard to try to meet them. We have a good team and good base to build from."

The 52-year-old (8/3/64) McMillan has a vast basketball background as a player and a coach. After playing collegiately at North Carolina State, McMillan was drafted by Seattle (30th overall) in the 1986 NBA Draft. He played his entire 12-year career with the Sonics and had his number (10) retired. He is second in franchise history in assists and steals and ranks in the top 10 in eight other categories. He was named to the NBA's All-Defensive team twice (1994 and '95) and led the league in steals in the 1994-95 season with 2.96 per game. In his 12 seasons with the Sonics, they reached the playoffs 11 times.

After his playing days, McMillan was a Seattle assistant coach for two years and became the interim coach in 2000. He remained the Sonics' coach until 2005 and then became Portland's head coach until he was let go in March 2012. In 2008-09, he led the Trail Blazers to 54-28 record, sixth-best record in franchise history and helped the Trail Blazers reach the playoffs in three of his six seasons. McMillan compiled a 458-429 (.516) record as a head coach for both teams. He also served as an assistant coach for the U.S. National Team where he won gold medals in the 2006 FIBA World Championships, the 2008 Beijing Olympics and the 2012 London Olympics.

While many believe McMillan's strength as a player, defense, carried over to his coaching, McMillan says, "I've been labeled a defensive guy. Yeah, I played defense, but you have to be able to play both sides of the ball, and if you expect your players to be two-way guys, you better be able to coach both ways. I will be coaching both ways."

"This job is more than offense and defense, it's a little bit of everything," said Bird. "I think communication is one of the most important things. Every player needs to know where they stand at all times. Why they're not playing, or why they get taken out of games at a certain time. Nate proved in Portland and Seattle that he can do all that. It's not just one or two things. It's really a lot of things. There's more that goes into it than throw the ball up in the air. It's playing hard and together. You're not always going to play well, but you can always get the effort. And I think Nate will get that out of them."

And since his first time around as a coach, McMillan has done what all good coaches have done: go to school.

"I've learned a lot," he said. "My approach will be a little different than it was in 2005. Things have changed. The players have changed. How you coach these players has changed. The biggest thing is being able to adapt. There's a lot of old school in me. I won't lose all of that, but I understand you have to adapt to this generation of players as far as how you communicate with them, prepare them."

McMillan was also inducted into the National Junior College Basketball Hall of Fame in 2001 after playing at Chowan College before transferring to North Carolina State.

McMillan and his wife, Michelle, have two children, Jamelle and Brittany.

Frank and his wife, Jennifer, have two daughters, Alexa and Arianna. An avid Philadelphia Phillies and Eagles' fan, his hobbies include spending time with his wife and daughters, golf, movies and backyard barbeques.

BILL BAYNO
 ASSISTANT COACH


Bill Bayno is in his first season with the Pacers with a long coaching career at all levels in his background.

The 54-year-old (5/18/62) Bayno is no stranger to head coach Nate McMillan, having been an assistant to McMillan two different times when he was the head coach at Portland. After that, Bayno was an assistant with the Minnesota Timberwolves and the Toronto Raptors. He has been the director for the Adidas Nations Camp in Long Beach, Cal., and the Adidas Euro Camp in Treviso, Italy, since 2011.

Originally from Goshen, NY, Bayno played collegiately at UMass for two seasons before transferring to Sacred Heart where he was a Division II All-American. From there, he worked in the college ranks at Seton Hall, Kansas, Baptist College, UMass and UNLV (where he was head coach from 1995-2000 and is the third-winningest coach in school history).

After UNLV, Bayno coached in two pro basketball minor leagues (ABA, CBA) and in the Philippine Basketball Association before joining McMillan's staff in 2005. In 2008-09, he returned to the college ranks as head coach at Loyola Marymount, then re-joined McMillan in Portland in 2009.

DAN BURKE
 ASSISTANT COACH


Dan Burke is in his 28th year in professional basketball and his 20th season with the Pacers, currently making him the longest tenured assistant coach with the same team in the NBA. During his first eight seasons with the Pacers the 57-year-old (4/3/59) had served as assistant coach and scouting director.

Prior to joining the Pacers, Burke spent eight years with the Portland Trail Blazers (1989-1997) as video coordinator and scout. At one point during his NBA career, Burke was fortunate enough to be with teams that made the NBA playoffs for 17 straight years. While in Portland the Trail Blazers competed in two NBA Finals (1990 and 1992) and three consecutive Western Conference finals.

With Indiana, Burke enjoyed being part of teams that advanced to five Eastern Conference Finals and an appearance in the 2000 NBA Finals. Burke has been fortunate to work with a variety of coaches including Larry Bird, Rick Carlisle, Rick Adelman, Mike Brown, PJ Carlesimo, Isiah Thomas, Jim O'Brien and Frank Vogel.

Born in Lynwood, Calif., Burke calls Sherwood, Ore., home. He graduated from Portland State with a bachelor's degree in history and in social science. He enjoys time with his family, various outdoor activities, fishing, traveling, & reading.

Burke is married to Peggy and they have two daughters, Melissa and Lindsey.

POPEYE JONES
 ASSISTANT COACH


Popeye Jones is in his fourth season as a Pacers' assistant coach after having spent his post-NBA career the three previous years with the Brooklyn/New Jersey Nets (one season in player development, two as an assistant coach) and the Dallas Mavericks in player development.

The 46-year-old Jones (6/17/70) played collegiately at Murray State, where he ranks fourth on the school's all-time scoring list, first in rebounding, led the nation in rebounding in 1990-91 and had his number (54) retired. He was a 1992 second-round pick of the Houston Rockets, who traded his rights to Dallas. He played one season in Italy before joining the Mavericks in 1993 and ended up playing with Toronto, Boston, Denver, Washington and Golden State before retiring in 2004.

Jones was inducted in the Tennessee Sports Hall of Fame in May 2014.

He has three sons, Justin, Seth and Caleb. Seth plays with the Columbus Blue Jackets in the National Hockey League and is regarded as one of the top young prospects in the sport, and Caleb was drafted in the fourth round by Edmonton.

DAVID MCCLURE
 PLAYER DEVELOPMENT COACH


David McClure is in his first season with the Pacers as Player Development Coach. The 30-year-old McClure played collegiately at Duke from 2005-09. He played professionally in the D-League for one season and four years in Lithuania. He has spent the last two seasons with the San

Antonio Spurs in player development.

The son of Jim and Betty McClure, David was born in Danbury, Conn. He grew up in Ridgefield, Conn., and went to high school at Trinity Catholic. The youngest of two children, he has an older sister, Laura.

PETER DINWIDDIE

VICE PRESIDENT OF BASKETBALL OPERATIONS



Peter Dinwiddie is in his fifth year as Vice President of Basketball Operations after serving as the Director of Basketball Administration the previous four years.

Dinwiddie started working with the Pacers in 2006 in their inside sales department before moving to basketball. His duties include providing day-to-day management of the basketball operations division, overseeing compliance with the NBA Collective Bargaining Agreement, assisting in player contract negotiations, salary cap management and evaluating potential prospects across the collegiate and professional ranks.

He grew up in Indianapolis and graduated from Indiana University in 1999 and the New England School of Law in 2004. He is married to Jessica and they have four children, Houston, Michael, Lou and Ruth Ann.

CARL DANIELS

VICE PRESIDENT OF PLAYER DEVELOPMENT



Carl Daniels, Vice President of Player Development, is in his third season with the Pacers.

Daniels comes to the Pacers from the adidas Sports Licensed Division where he was Director of Team Services since 2012. Prior to that, he had been the Senior Manager for

Team Services since 2002.

The Indianapolis resident had worked previously as Director of Business Development and Field Sales Support for LifeSketch, Inc.; as an Assistant Director of Championships for the NCAA; Assistant Athletics Director at Butler University and Operations Coordinator for White River Park State Games.

Daniels is a native of Indianapolis and is an Indianapolis Cathedral High School graduate. Daniels graduated from Rice University where he was a four year letter winner in men's basketball. Daniels is married to Noelle and they have five children (Gabrielle, Halle, James, Emanuel and Jasmine).

RYAN CARR

DIRECTOR OF SCOUTING



Ryan Carr is entering his 16th season with the Pacers and his seventh as Director of Scouting. Carr is responsible for overseeing the scouting department. He also assists Larry Bird and Kevin Pritchard with the team's draft.

Carr, who grew up in Sumner, Wash., served the 2008-09 season as the Assistant Director of Scouting and from 2003-08 served as a scout. After graduating from Indiana University in 1996 with a B.S. in Kinesiology, Carr went to work for the Pacers as a video intern in the basketball department. After one season, he became the video coordinator but left the team in 1999 to become an assistant coach at the University of Texas-El Paso. He returned to the Pacers in 2003.

While at Indiana, Carr was a student manager for the basketball team under Coach Bob Knight.

Carr is married to Kim and they have 11-year-old twins, Caitlin and Austin and 5-year-old, Bryn.

JOSH CORBEIL

SENIOR DIRECTOR OF MEDICAL OPERATIONS/
HEAD ATHLETIC TRAINER



Josh Corbeil joined the Indiana Pacers as the physical therapist/assistant athletic trainer in 2004. He was promoted to the Senior Director of Medical Operations/Head Athletic Trainer for the Pacers in 2005. Corbeil graduated from Boston University in 2000 with a bachelor's of

science degree in health studies and 2002 with a master's in physical therapy. Corbeil then gained his Athletic Training Certification as an intern with the Boston Celtics for three seasons, while working as a physical therapist at Pro Sports Therapy in Waltham, Mass. He earned his Doctorate in Physical Therapy in 2010 from Massachusetts General Hospital Institute of Health Professions. In addition to being a licensed physical therapist and licensed athletic trainer, Corbeil is also a certified member of the National Academy of Sports Medicine (NASM) as a performance enhancement specialist and a corrective exercise specialist.

Corbeil developed an interest in sports medicine as a three-sport high school athlete at Attleboro High School where he suffered an injury and consequently learned more about sports medicine.

Corbeil was honored with the Joe O'Toole NBA Athletic Trainer of the Year in 2011. He is the current Eastern Conference Representative on the NBATA executive committee. He currently lives in Greenwood with his wife, Ellen, their daughter, Blake and son, Dean.

CARL EATON

PHYSICAL THERAPIST/ASSOCIATE HEAD ATHLETIC TRAINER



Carl Eaton is entering his 12th season with the Indiana Pacers. He received his Doctorate and Master's degree in physical therapy from Massachusetts General Hospital Institute of Health Profession and the University of Delaware, respectively. He earned his bachelor's degree in athletic training from Lock Haven University.

Prior to the NBA Carl worked in out-patient physical therapy practices in Los Angeles and New Castle, Delaware. He also worked in the physical therapy and athletic departments at the University of Delaware.

Carl was the first recipient of the David Craig Assistant Athletic Trainer of the year award given by the NBATA.

Carl is a native of Port Penn, Delaware and currently resides in Westfield with his wife Donna and two children Maddie and Luke. Away from the Pacers, Carl's biggest joy is spending time with his family.

SHAWN WINDLEDIRECTOR OF SPORTS PERFORMANCE/
ASSISTANT ATHLETIC TRAINER

Shawn Windle is entering his 12th year as the Pacers Head Strength and Conditioning Coach/Assistant Athletic Trainer.

In addition to designing high-level basketball specific strength and conditioning programs, he also excels at designing corrective exercise programs to prevent injuries, and modifying sports performance programs to accommodate for player injuries. The National Basketball Strength & Conditioning Association voted him as the Strength & Conditioning Coach of the Year in 2012.

Windle is a graduate of the University of Maine at Presque Isle (1996), where he was elected to their Athletic Hall of Fame in 2012. He is certified in the following areas of expertise: Strength & Conditioning (NSCA), Athletic Training (NATA), Functional Movement Screen, Performance Enhancement Specialist and Corrective Exercise Specialist (NASM).

JOSH CONDER

EQUIPMENT MANAGER



Josh Conder joined the Indiana Pacers in 2008 as the Assistant Equipment Manager. He became the Head Equipment Manager in 2010.

Josh, a Terre Haute, Indiana native, is a graduate of Indiana State University, with a degree in Criminology. After graduation, Josh pursued his interest in professional sports. He began his career in pro football, interning for both the Jacksonville Jaguars and Indianapolis Colts. In 2004, he became a clubhouse assistant with the Texas Rangers baseball team for five seasons, leaving there to become a member of the Pacers Organization.

Josh has been actively involved in many groups and organizations. In 1997, he was awarded the rank of Eagle Scout from the Boy Scouts of America.

Josh, an avid sportsman, enjoys auto racing, hunting and fishing.



SPENCER ANDERSON
MANAGER/BASKETBALL
ADMINISTRATION



KAREN ATKESON
DIRECTOR/PLAYER
DEVELOPMENT



JASON BUCKNER
MANAGER/SCOUTING
ADMINISTRATION



VANCE CATLIN
SCOUT



SONYA CLUTINGER
DIRECTOR/BASKET-
BALL OPERATIONS



TIM DATHER
VIDEO COORDINATOR



MATT DOHERTY
SCOUT



BEN EBLEN
ASSISTANT VIDEO
COORDINATOR



JOSE GALILEA
SCOUT



MICHAEL HORNBACK
COORDINATOR/PLAYER
DEVELOPMENT



PAT KNIGHT
SCOUT



KEVIN MACKEY
SCOUT



ANDY MARTIN
ASSISTANT SPORTS
PERFORMANCE COACH



ANDREI MIKHAILAU
MASSAGE THERAPIST



CARL NICKS
MANAGER/PLAYER
DEVELOPMENT



ALEKSANDAR PAJOVIC
SCOUT



CURT PICKERING
SCOUT



JIMMY POWELL
ADVANCE SCOUT



RYAN RENTERIA
BASKETBALL ANALYT-
ICS COORDINATOR



JOE SMITH
DIRECTOR/
TEAM SECURITY



CHRIS TAYLOR
BASKETBALL OPERATIONS
ADMINISTRATIVE ASSISTANT



AARON WEAVER
BASKETBALL OPERATIONS
ADMINISTRATIVE ASSISTANT



BRIAN WINTERS
SCOUT



HANSEN WONG
DIRECTOR/BASKETBALL INFOR-
MATION AND TECHNOLOGY



THE PLAYERS

#5 LAVOY ALLEN



POSITION: Forward/Center

YEARS PRO: 5

HEIGHT: 6-9

WEIGHT: 260 lbs.

BIRTHDATE: 2/4/89

HIGH SCHOOL: Pennsbury (Fairless Hills, PA)

COLLEGE: Temple

DRAFTED: By Philadelphia, Second Round, 2011 (50th overall)

ACQUIRED: From Philadelphia along with Evan Turner in exchange for Danny Granger and a future second round draft pick, February 20, 2014; Re-signed, 7/28/15

FOLLOW LAVOY ON TWITTER: @chefVOYardee

2015-16

Appeared in 79 games and made 28 starts during the 2015-16 regular season while averaging 5.4 points, a career-high 5.4 rebounds and 1.0 assists per game ... Set a new career high as he shot 51.6 percent from the field during the regular season ... Set new single-season career highs in offensive rebounds (162), defensive rebounds (262), total rebounds (424), assists (76) and steals (26) ... Ranked 28th among qualified players in the NBA with an average of 2.1 offensive rebounds per game ... Scored in double figures nine times, recorded 10 or more rebounds in seven games and posted four double-doubles ... Recorded the highest scoring total of his Pacers career with a season-high 15 points on 6-for-8 shooting against the Wizards, 1/15 ... Finished with 13 points and grabbed a season-high 14 rebounds at Atlanta, 2/5 ... Recorded his fourth double-double of the season with 12 points and 11 rebounds, including eight on the offensive glass, against the Magic, 3/31. His eight offensive rebounds marked the highest total by any Pacers player on 2015-16 ... Finished with 14 points on 7-for-12 shooting to go with six rebounds at Milwaukee, 4/13 ... Led the team in rebounding 11 times and in assists twice ... Missed the game against San Antonio on March 7 with a sore left knee ... Recorded two DNP-CDs.

CAREER

A five-year NBA veteran, Allen holds career averages of 5.1 points, 5.0 rebounds and 1.0 assists per game in 327 games (82 starts) ... Holds career shooting percentages of .472 from the field and .680 from the foul line ... Has recorded 14 career double-doubles with a single-season high of four during the 2014-15 and 2015-16 seasons ... Acquired from Philadelphia along with Evan Turner in exchange for Danny Granger and a future second round draft pick, February 20, 2014 ... Re-signed with the Pacers on July 28, 2015 ... Selected by Philadelphia with the 50th overall pick in the second round of the 2011 NBA Draft ... **2014-15:** Made 63 appearances off the bench and averaged 5.0 points and a career-high 5.1 rebounds in 17.0 minutes per game...Shot 47.2 percent from the field and 70.2 percent from the free throw line ... Set a new career high with four double-doubles ... Scored in double figures in 10 games and recorded 10 or more rebounds a career-high eight times... Scored a season-high 14 points on 7-for-11 shooting to go with 13 rebounds in a season-high 36 minutes against the Clippers, 12/10... Pulled down a season-high 15 rebounds to go with 12 points in the win over Utah, 11/10...Recorded a career-high six assists and tied a career-high with four blocks against Chicago, 12/29... Led the Pacers in rebounding 10 times ... Played in 39 of the first 40 games of the season, averaging 6.8 points and 6.9 rebounds in 22.1 minutes per game over that span ... After the first two months of the season, he ranked 9th in the NBA with 92 offensive rebounds and 32nd in the league with 7.3 rebounds per game ... Scored the 1,000th point of his NBA career against the Nuggets, 11/14...Pulled down his 1,000th career rebound in the win over Orlando, 11/28 ... Recorded 13 DNP-CDs ... Missed six games from Jan. 31-Feb. 11 with a sore right knee ... **2013-14:** Appeared in a combined 65 games (two starts) with Philadelphia and Indiana, averaging 4.7 points and 4.8 rebounds per game ... Acquired from Philadelphia along with Evan Turner in exchange for Danny Granger and a future second-round draft pick on Feb. 20, 2014 ... Played in 14 games for the Pacers, averaging 2.9 points and 2.4 rebounds per game while shooting 61 percent from the field in 8.0 minutes per game ... Posted his best scoring outing in a Pacers uniform in his return to Philadelphia, 3/14, as he matched a season-high with 13 points on 6-for-6 shooting with four rebounds and two blocked shots in 18 minutes off the bench ... Registered his third double-double of the season and first in Indiana with 12 points and a season-high 11 rebounds in the regular season finale at Orlando, 4/16 ... Made his Pacers debut in the fourth quarter of the win over the Lakers, 2/25, finishing with three rebounds and one assist in the final five minutes ... Played 28 minutes off the bench, hitting 3-of-9 shots and 2-of-4 free throws for eight points and eight rebounds



LAVOY
ALLEN

5

#5 LAVOY ALLEN

at Milwaukee, 4/9 ... Hit one of two field goals with four rebounds in 10 minutes off the bench against Atlanta, 4/6 ... Was on the inactive list for the game at Milwaukee, 2/22, and did not appear in 12 games due to a coach's decision ... Appeared in 51 games (two starts) for the 76ers before the trade, averaging 5.2 points, 5.4 rebounds and 1.3 assists in 18.8 minutes per game ... While in Philadelphia, missed four games due to injury (Jan. 10-17) with a sore right calf... **2012-13:** In 79 games with 37 starts, averaged 5.8 points, 5.0 rebounds, 0.9 assists and 0.70 blocks in 21.1 minutes per game while shooting 45.4% from the floor and 71.7% from the line ... Had a career-high 20 points at Sacramento on 3/24/13 after not scoring above 15 points his first 106 career games played ... Scored 10+ points 18 times ... Recorded 3+ offensive rebounds in nine straight games from 12/19/12-1/4/13 ... recorded three double-doubles ... had 14 points and a career-high 22 rebounds (11 offensive) vs. Charlotte on 2/9/13 ... Shot 20-of-21 from the line the first 19 games of 2012-13 ... Committed just 55 turnovers in 78 games played in 2012-13 ... **2011-12:** In 41 games with 15 starts, averaged 4.1 points and 4.2 rebounds in 15.2 minutes per game while shooting 47.3% from the floor and 78.6% from the line ... As a starter, averaged 4.8 points, 5.6 rebounds and 1.1 assists in 18.9 minutes per game ... Sixers were 3-1 when he scored 10+ points ... Grabbed 10+ rebounds twice.

PLAYOFFS

Has appeared in 22 playoff games with four starts as a member of the Philadelphia 76ers (2012) and Indiana Pacers (2014, 2016) ... Holds career averages of 3.9 points and 3.5 rebounds in 13.7 minutes per game while shooting 52.0 percent from the field ... **2015-16:** Played In six of Indiana's seven games during the team's First Round series against Toronto and started each of the first three games of the series ... Totaled six points, 14 rebounds and two assists in 8.5 minutes per game ... Finished with four points and pulled down seven rebounds in the Pacers' Game 1 road win at Toronto, 4/16 ... Scored two points and added four rebounds In Game 2, 4/18 ... **2013-14:** Made four appearances off the bench as Indiana reached the Eastern Conference Finals, totaling four points and five rebounds in 3.8 minutes per game ... In his second appearance, he finished with two points and tied for the team-high with four rebounds in six minutes off the bench in Game 5 of the Eastern Conference Semifinals against Washington, 5/13/14 ... **2011-12:** Appeared in 12 games with one start for Philadelphia during its run to the 2012 Eastern Conference Semifinals, averaging 6.3 points, 4.9 rebounds and 0.92 blocks in 19.7 minutes per game while shooting 55.7% from the floor and 58.3% from the line ... Scored 10+ points four times, including 12 points on 6-of-6 shooting in Game 5 of the Eastern Conference Semifinals at Boston on 5/21/12.

COLLEGE

Played all four seasons at Temple and left as the school's all-time leading rebounder (1,147) while ranking third in blocks (213) ... As a senior, averaged 11.5 points, 8.6 rebounds, 2.3 assists and 1.8 blocks ... Named first team All-Atlantic 10 as both a junior and a senior and made the conference's All-Defensive team in each of his final three seasons ... As a junior, became the first player in school history to average a double-double since 1970-71 ... Shot 53.4 percent from the floor for his career.

PERSONAL

Born in Trenton, New Jersey on February 4, 1989 ... Grew up in Morrisville, Pa. and attended Pennsbury High School ... Volunteers with Big Brothers, Big Sisters and Make a Wish Foundation in the Indianapolis area ... Holds a Thanksgiving turkey giveaway in which he donates food to 100 families through the Boys and Girls Club in Indianapolis ... Helps present a BINGO Night at senior living homes in the Indianapolis area.

STATISTICS

3-POINT

YR	G-GS	MIN	FGM-FGA	PCT	FGM-FGA	PCT	FTM-FTA	PCT	OR	DR	TR	AVG	AST	PF-DQ	ST	TO	BKS	PTS	AVG
2011-12 PHI	41-15	624	79-167	.473	0-0	----	11-14	.786	47	124	171	4.2	34	73-0	13	20	18	169	4.1
2012-13 PHI	79-37	1669	206-454	.454	0-1	.000	43-60	.717	159	236	395	5.0	73	180-1	24	55	55	455	5.8
2013-14 TOT	65-2	1071	134-300	.447	2-13	.154	33-50	.660	119	192	311	4.8	71	126-2	24	44	33	303	4.7
2014-14 IND	14-0	112	17-34	.500	0-0	----	6-10	.600	13	21	34	2.4	6	11-0	2	4	6	40	2.9
2014-15 IND	63-0	1058	141-299	.472	0-0	----	36-47	.702	123	200	323	5.1	73	102-0	15	40	42	315	5.0
2015-16 IND	79-28	1599	191-370	.516	0-0	----	46-73	.630	162	262	424	5.4	76	76-1	26	69	42	428	5.4
NBA (5)	327-82	6021	751-1590	.472	2-14	.143	166-234	.680	610	1014	1624	5.0	327	628-3	102	228	190	1670	5.1

3-POINT

YR	G-GS	MIN	FGM-FGA	PCT	FGM-FGA	PCT	FTM-FTA	PCT	OR	DR	TR	AVG	AST	PF-DQ	ST	TO	BKS	PTS	AVG
2011-12 PHI	12-1	236	34-61	.557	0-0	---	7-12	.583	21	38	59	4.9	3	10-0	10	5	11	75	6.3
2013-14 IND	4-0	15	2-4	.500	0-0	---	0-0	---	1	4	5	1.3	1	3-0	0	0	0	4	1.0
2015-16 IND	6-3	51	3-10	.300	0-0	---	0-0	---	4	10	14	2.3	2	2-0	1	1	1	6	1.0
NBA(3)	22-4	302	39-75	.520	0-0	---	7-12	.583	26	52	78	3.5	6	33-0	2	6	12	85	3.9

REGULAR SEASON

MIN: 41, vs. CHA, 2/9/12
FGM: 9, at SAC, 3/24/13
FGA: 16, vs. CHA, 2/9/13
3-pt FGM: 1, vs. POR, 12/14/13
 at DEN, 1/1/14
3-pt FGA: 1, 14 times
 Last: at GS, 2/10/14
FTM: 4, Three times
 Last: vs. BOS, 1/9/15
FTA: 4, 16 times
 Last: vs. ORL, 3/31/16
OR: 11, vs. CHA, 2/9/13
DR: 11, vs. CHA, 2/9/13
TR: 22, vs. CHA, 2/9/13
AST: 6, vs. CHI, 12/29/14
ST: 3, vs. HOU, 11/13/13
 at PHI, 1/10/15
 at DET, 12/12/15
TO: 4, vs. UTA, 10/31/15
 vs. ATL, 12/28/15
BKS: 4, vs. TOR, 11/20/12
 vs. CHI, 12/29/14
PTS: 20, at SAC, 3/24/13

MIN:.....38, at CHI, 12/30/15
FGM:.....7, vs. LAC, 12/10/14
 vs. MIL, 12/31/15
 at MIL, 4/13/16
FGA:.....12, Four times
 Last: at MIL, 4/13/16
3-pt FGM:.....N/A
3-pt FGA:.....N/A
FTM:.....4, at UTA, 1/5/15
 vs. BOS, 1/9/15
FTA:.....4, 10 times
 Last: vs. ORL, 3/31/16
OR:.....8, at LAC, 12/17/14
 vs. ORL, 3/31/16
DR:.....9, vs. UTA, 11/10/14
 vs. CHI, 11/27/15
TR:.....15, vs. UTA, 11/10/14
AST:.....6, vs. CHI, 12/29/14
ST:.....3, at PHI, 1/10/15
 at DET, 12/12/15
TO:.....4, vs. UTA, 10/31/15
 vs. ATL, 12/28/15
BKS:.....4, vs. CHI, 12/29/14
PTS:.....15, vs. WAS, 1/15/16

#5 LAVOY ALLEN

PLAYOFFS CAREER HIGHS

PLAYOFFS

MIN:	32, vs. BOS, 5/18/12
FGM:	6, at BOS, 5/21/12
FGA:	10, vs. BOS, 5/18/12
3-pt FGM:	N/A
3-pt FGA:	N/A
FTM:	2, at BOS, 5/14/12 at BOS, 5/12/12
FTA:	4, at CHI, 5/8/12
OR:	5, vs. BOS, 5/18/12
DR:	7, at CHI, 5/1/12
TR:	10, vs. BOS, 5/21/12
AST:	2, at BOS, 5/12/12
ST:	2, vs. BOS, 5/23/12 at CHI, 5/8/12
TO:	2, at BOS, 5/26/12
BKS:	2, vs. BOS, 5/23/12 at BOS, 5/14/12 at CHI, 5/8/12 at CHI, 5/1/12
PTS:	12, vs. BOS, 5/18/12 at BOS, 5/12/12

PACERS PLAYOFFS

MIN:	21, at TOR, 4/18/16
FGM:	2, at TOR, 4/16/16
FGA:	6, at TOR, 4/16/16
3-pt FGM:	N/A
3-pt FGA:	N/A
FTM:	N/A
FTA:	N/A
OR:	2, at TOR, 4/18/16
DR:	6, at TOR, 4/16/16
TR:	7, at TOR, 4/16/16
AST:	1, vs. WAS, 5/13/14 at TOR, 4/18/16 at TOR, 4/26/16
STL:	1, at TOR, 4/18/16
TO:	1, at TOR, 4/18/16
BLK:	1, vs. TOR, 4/21/16
PTS:	4, at TOR, 4/16/16

IN THE REGULAR SEASON, THE LAST TIME LAVOY...

...MISSED A GAME

due to injury: vs. San Antonio, 3/7/16
due to Coach's Decision: at Charlotte, 3/4/16

...RECEIVED A TECHNICAL FOUL

Never

...FOULED OUT

at Utah, 12/5/15

...STARTED A GAME

at Milwaukee, 4/13/16

...SCORED 20+ POINTS

20, at Sacramento, 3/24/13

...RECORDED 15+ REBOUNDS

15, vs. Utah, 11/10/14

...RECORDED A DOUBLE-DOUBLE

12 points, 11 rebounds, vs. Orlando, 3/31/16


REGULAR SEASON MISCELLANEOUS TOTALS

...GAMES WITH

20+ Points – 1
10 + Points – 53
15+ Rebounds – 2
10+ Rebounds – 25

...DOUBLE-DOUBLES – 14

#00 AARON BROOKS



POSITION: Guard

YEARS PRO: 8

HEIGHT: 6-0

WEIGHT: 170 lbs.

BIRTHDATE: 1/14/85 in Seattle, Washington

HIGH SCHOOL: Franklin (Seattle, Washington)

COLLEGE: Oregon

DRAFTED: By Houston, First Round, 2007 (26th overall)

ACQUIRED: Signed as a free agent, 7/21/16

FOLLOW AARON ON TWITTER: @Thirty2zero

AWARDS AND RECOGNITION

2009-10 ... NBA Most Improved Player.

2015-16

Appeared in 69 games off the bench in his second season with Chicago ... Averaged 7.1 points, 1.5 rebounds and 2.6 assists in 16.1 minutes per game ... Shot 40.1 percent from the field, 35.7 percent from three-point range and 76.6 percent from the free throw line ... Scored in double figures 19 times with one game of 20 or more points ... Set a season highs with 29 points on 11-for-20 shooting and 4-for-7 from three-point range in 41 minutes off the bench in an overtime win over Indiana, 12/30 ... Recorded a season-high 10 assists with only one turnover in 21 minutes off the bench at Detroit, 1/18 ... Missed four games with a left hamstring injury, Nov. 20-30.

CAREER

Has appeared in 548 games (182 starts) over eight NBA seasons with the Rockets (2007-11; 2013-14), Suns (2011), Kings (2012-13), Nuggets (2014) and Bulls (2014-16) ... Owns career averages of 10.7 points, 1.8 rebounds and 3.2 assists in 22.5 minutes per game ... Holds career shooting percentages of .413 from the field, .370 from three-point range and .840 from the free throw line ... He has posted 12 career double-doubles with a season high of six during the 2009-10 season ... Voted NBA Most Improved Player in 2009-10 with the Rockets, when he posted a career highs with 19.6 points and 5.3 assists per game in 82 starts ... Selected to participate with the Sophomore Team in the 2009 T-Mobile Rookie Challenge & Youth Jam ... Selected by Houston in the first round (26th overall) of the 2007 Draft ... Assigned to Houston's NBA D-League affiliate Rio Grande Valley, 12/06/07 ... Recalled from Rio Grande Valley, 12/14/07 ... Traded by the Rockets to Phoenix for Goran Dragic and a first-round pick on Feb. 24, 2011 ... Signed as a free agent with Sacramento on July 16, 2012 ... Waived by the Kings March 1, 2013 ... Signed by Houston as a free agent on March 5, 2013 ... Waived by the Rockets on June 30, 2013 ... Re-signed by the Rockets on July 19, 2013 ... Traded to Denver in exchange for Jordan Hamilton on Feb. 20, 2014 ... Signed a free agent contract with the Chicago Bulls on July 22, 2014 ... Re-signed by Chicago on July 14, 2015 ... Signed a free agent contract with Indiana on July 21, 2016 ...

2014-15: Appeared in all 82 games (21 starts) on the year and posted 11.6 points, 3.2 assists, and 2.0 rebounds over 23.0 minutes per game ... Shot .421 from the field, .387 from downtown (tied for 23rd in the NBA) and .833 from the line ... Recorded 14.1 points, 4.4 assists and 2.5 rebounds in 30.9 minutes per game in 21 starts ... Posted 53 games with 10 or more points, six games with 20 or more points and one game with 30 or more points ... Led the team in scoring four times, in assists 16 times and in minutes once ... Tallied one double-double and one game with 10 or more assists ... Recorded his first double-double of season with 13 points and 10 assists versus Charlotte, 03/23 ... Scored a season-high 31 points and dished out five assists at Philadelphia, 03/11 ...

2013-14: Split the season between the Rockets and Nuggets ... Appeared in 72 games on the year and posted 9.0 ppg, 3.2 apg and 1.9 rpg in 21.6 mpg ... In 29 games (12 starts) with the Nuggets, he averaged 11.9 ppg, 5.2 apg and 2.7 rpg in 29.0 mpg ... scored in double digits 26 times, including six games with 20 or more points ... posted two double-doubles ... Registered 24 points and dished out 15 assists in 47 minutes at Houston, 04/06 ... Posted 27 points and a career-high 17 assists versus Detroit, 03/19 ... Recorded 15 points, including 12 in the fourth quarter, at NO, 03/09 ...

2012-13: Appeared in 53 games (20 starts) and averaged 7.1 ppg and 2.2 apg in 18.8 mpg with both the Rockets and Kings ... Accrued 14 DNP-CDs with the Rockets ... Waived by the Kings on March 1 and signed by the Rockets as a free agent on March 5 ... Averaged 8.0 ppg and 2.3 apg in 20.8 mpg over 46 contests (20 starts) with the Kings ... Recorded 11 DNP-CDs,



THE PLAYERS



AARON
BROOKS

00

#00 AARON BROOKS

posted one DND (12/30) with a sore left ankle and was inactive for one game (01/12) with the flu ... Recorded a season-high 23 points (9-12 FG, 3-3 3FG) against the Warriors, 12/19 ... **2010-11:** Averaged 10.7 ppg, 3.9 apg and 21.8 mpg over 59 games with the Rockets and Suns ... Averaged 11.6 ppg and 3.8 apg in 34 games (seven starts) with the Rockets ... Averaged 9.6 ppg and 4.2 apg in 25 games (five starts) with the Suns ... Scored 20 or more points four times and recorded two double-doubles ... Spent 24 games on the Inactive List (11/07- 12/17; 01/05-01/08) with a left ankle sprain and missed one game as a result of a team suspension (02/07) ... Totaled a season-best 24 points (7-16 FG, 4-6 3FG) and nine assists at LAL, 10/26 ... Scored a season-high-tying 24 points (8-15 FG, 5-8 3FG) at Boston, 01/10 ... Led the Rockets with a season-high-tying 24 points (8-14 FG, 4-7 3FG) and a season-best 10 assists at Atlanta, 01/15 ... Went a perfect 36-for-36 at the free throw line from Jan. 3 through Feb. 12, which marked the longest such streak of his career ... **2009-10:** Won the 2009-10 NBA Most Improved Player Award after he averaged career highs of 19.6 ppg and 5.3 apg in a career-best 82 starts ... Made the biggest jump in points per game (+8.4) of any qualifying player in the NBA from 2008-09 (11.2) to 2009-10 (19.6) ... Among qualifying players, he stood as one of just three players in the league with an increase of two assists per game (+2.3) from 2008-09 (3.0) to 2009-10 (5.3) ... Finished tied for 18th in the NBA in scoring average (19.6) and tied for 21st in assists per game (5.3) ... Posted a team-high 39 20+ point performances, 10 games with 30 or more points and one 40-point contest ... Registered four straight 20-point games three times (12/13- 12/18, 01/27-02/02 and 03/01-03/07) ... Reached double-figure scoring in a career-high 40 consecutive outings (12/23-03/21) ... Notched six double-doubles and six double-digit assist games ... Ranked first in the NBA in 3-pointers made (.398, 209-525 3FG) ... Became just the sixth player in NBA history to make at least 200 3-pointers (209) and dish out 400 or more assists (434) in the same season ... Hit six or more shots from beyond the arc in 11 games ... Finished with 16 points and a career-high 13 assists versus Phoenix, 11/17 ... Recorded a career-high five steals at Oklahoma City, 01/29 ... Set career highs in free throws made (12) and attempted (13) versus Cleveland, 12/9 ... Netted a career-high 43 points (14-30 FG, 6-9 3FG, 9-12 FT) win versus Minnesota, 1/13 ... Racked up 31 points (11-17 FG) and nine assists versus DEN (03/15), hitting a pullup jumper with :02.9 left for the deciding bucket in a 125-123 win ... Set both his career high in threes and the Rockets' single-game record for most three-pointers made without a miss (7-7 3FG) en route to 31 points (11-14 FG) versus Memphis, 3/17, which also marked the first back-to-back 30-point games of his career ... **2008-09:** Averaged 11.2 ppg and 3.0 apg in 80 games (35 starts) ... In 35 starts, he averaged 13.0 ppg and 3.7 apg ... Recorded one DNP-CD (10/29) ... Posted one DND with flu-like symptoms, 2/4 ... Finished tied for 21st in the NBA in free throw percentage (.866, 149-172 FT) ... Had 10 games with 20 or more points and one 30-point outing ... Posted two double-doubles ... Reached double-figure scoring in a season-best seven consecutive contests, March 9-20 ... Registered the first consecutive 20-point games of his career (20 on 3/24 and 21 on 3/28) ... Notched six points, three assists and two rebounds in 15:53 of action with the Sophomore Team in the 2009 T-Mobile Rookie Challenge & Youth Jam held during the 2009 NBA All-Star Weekend in Phoenix ... Made his first NBA start at San Antonio, 11/14, and responded with 14 points, eight boards and three steals ... Registered the first double-double of his career with 18 points and a career-high 10 rebounds at Minnesota, 12/20 ... Notched 22 points (8-17 FG) and a season-best 10 assists at Minnesota, 3/1 ... **2007-08:** In his rookie season, he averaged 5.2 ppg and 1.7 apg in 51 games ... Spent 23 games on the Inactive List ... Recorded eight DNP-CDs ... Finished sixth among all rookies in assists per game ... Reached double-digit scoring in a season-high four consecutive games from April 3-9 ... Posted a season-best 22 points (8-10 FG, 4-5 3FG) versus New York, 1/5, which included a 12-point (5-5 FG, 2-2 3FG) fourth quarter.

PLAYOFFS

In 37 playoff games (13 starts), he holds career averages of 8.8 ppg, 1.9 apg and 1.8 rpg in 18.7 mpg and has shot .410 from the field, .330 from behind the arc and .768 from the line ... **2014-15:** Appeared in 12 games and averaged 4.5 ppg, 1.5 rpg, 11.0 mpg while shooting .344 from the field and .308 from downtown ... **2012-13:** In his third career postseason, he averaged 5.0 ppg and 1.8 apg in 11.2 mpg in six games against the Thunder ... **2008-09:** Helped the Rockets advance to the Western Conference Semifinals ... In 13 postseason games (13 starts), he tallied 16.8 ppg, 3.4 apg, 2.6 rpg, 34.2 mpg and shot .453 from the field, .422 from behind the arc and .804 from the line ... Posted four 20-point games and one 30-point performance ... He averaged 15.3 ppg (.448, 13-29 FG) and 4.3 apg in six games against the Trail Blazers in the First Round ... Scored a team-high 27 points (10-17 FG, 5-8 3FG) and postseason-career-best seven assists in Game 1 at Portland, 4/18 ... Netted 18.0 ppg (.929, 26-28 FT) and 2.6 apg in seven games against the Lakers in the Western Conference Semifinals ... Led the Rockets with a playoff-career-high 34 points (12-20 FG, 4-9 3FG, 6-6 FT) in Game 4 versus the Lakers, 5/10 ... **2007-08:** Saw action in six games against the Jazz and posted 4.2 ppg, 1.0 rpg and 0.5 apg in 8.3 mpg.

#00 AARON BROOKS

INTERNATIONAL

2011-12: Spent the season with the Guangdong Southern Tigers of the Chinese Basketball Association, where he was named a CBA All-Star and took Guangdong to the CBA 2012 Finals.

COLLEGE

Averaged 13.1 ppg and 4.1 apg in 115 games (110 starts) during his four-year career at Oregon ... Finished his collegiate career as Oregon's ninth all-time leading scorer with 1,511 points, while ranking fourth in assists (471), fourth in 3FGM (205), fifth in free throw percentage (.834) and sixth in steals (127) ... Earned Second-Team All-America honors from The Sporting News and Third-Team accolades from The Associated Press as a senior ... Was a member of the Wooden Award All-American Team and was named First-Team All-Pac-10 his senior season ... Led the Pac-10 in scoring (17.7) and ranked fifth in assists (4.3) in 2006-07 ... Topped the Pac-10 in assists-per-turnover ratio (1.81) and finished fourth in assists per game (4.4) in 2005-06 ... As a sophomore, he led the team in scoring (14.7 ppg, 10th in Pac-10) and assists (4.6 apg, third in Pac-10) ... Earned Honorable Mention All-Conference honors in 2004-05 ... Also earned Pac-10 All-Freshman accolades.

PERSONAL

Nickname is "AB" ... He and his wife, Shavonne, have three daughters, MiKah, and twin girls, Khyllie and Khobi ... His favorite sport other than basketball is football ... He is an avid bowler and enjoys playing video games ... Created The Aaron Brooks Foundation, in conjunction with Drills & Skills, which partnered with local middle schools to develop a comprehensive youth development strategy for underserved, school-aged youth in the Houston area ... His foundation holds a golf tournament to raise funds, which allows Drills & Skills to provide free basketball camps to children ... Majored in Political Science in college ... Led Franklin High School to the Washington 4A State Championship as a senior ... Was a McDonald's and Parade Third-Team All-American ... Played in the McDonald's and EA SPORTS National All-Star Games ... Named Washington's Player of the Year by Gatorade.

STATISTICS

REGULAR SEASON

YR	G-GS	MIN	FGM-FGA	PCT	3-POINT			FTM-FTA	PCT	OR	DR	TR	AVG	AST	PF-DD	ST	TO	BKS	PTS	AVG
					FGM-FGA	PCT	FTM-FTA													
2007-08 HOU	51-0	608	93-225	.413	36-109	.330	42-49	.857	13	43	56	1.1	87	69-0	13	44	5	264	5.2	
2008-09 HOU	80-35	1998	316-783	.404	113-309	.366	149-172	.866	33	124	157	2.0	238	152-1	46	125	8	894	11.2	
2009-10 HOU	82-82	2919	575-1331	.432	209-525	.398	245-298	.822	54	161	215	2.6	434	199-1	69	232	14	1604	19.6	
2010-11 TOT	59-12	1284	220-587	.375	70-236	.297	124-140	.886	20	58	78	1.3	233	115-3	34	99	3	634	10.7	
2012-13 TOT	53-20	997	143-316	.453	50-134	.373	40-52	.769	13	67	80	1.5	114	94-0	30	67	10	376	7.1	
2013-14 TOT	72-12	1557	233-581	.401	96-428	.387	83-95	.874	43	97	140	1.9	233	146-1	52	117	13	645	9.0	
2014-15 CHI	82-21	1885	344-817	.421	121-313	.387	145-174	.833	32	134	166	2.0	261	189-2	54	157	15	954	11.6	
2015-16 CHI	69-0	1108	188-469	.401	66-185	.357	49-64	.766	21	80	101	1.5	180	132-2	30	82	10	491	7.1	
NBA (8)	548-182	12356	2112-5109	.413	761-2059	.370	1351-3050	.443	229	764	993	1.8	1780	1096-9	328	923	78	5862	10.7	

PLAYOFFS

YR	G-GS	MIN	FGM-FGA	PCT	3-POINT			FTM-FTA	PCT	OR	DR	TR	AVG	AST	PF-DD	ST	TO	BKS	PTS	AVG
					FGM-FGA	PCT	FTM-FTA													
2007-08 HOU	6-0	50	8-25	.320	0-10	.000	9-11	.818	0	6	6	1.0	3	11-0	0	3	0	25	4.2	
2008-09 HOU	13-13	444	77-170	.453	27-64	.422	37-46	.804	4	30	34	2.6	44	29-0	5	29	3	218	16.8	
2012-13 HOU	6-0	67	13-34	.382	1-9	.111	3-5	.600	3	6	9	1.5	11	3-0	1	6	1	30	5.0	
2014-15 CHI	12-0	132	21-61	.344	8-26	.308	4-7	.571	3	15	18	1.5	11	16-0	3	9	1	54	4.5	
NBA (4)	37-13	693	119-290	.410	36-109	.330	53-69	.768	10	57	67	1.8	69	59-0	9	47	5	327	8.8	

#00 AARON BROOKS

CAREER HIGHS

REGULAR SEASON

MIN:	59, vs. MIN, 1/13/10
FGM:	14, vs. MIN, 1/13/10
FGA:	30, vs. MIN, 1/13/10
3-pt FGM:	7, vs. MEM, 3/17/10
3-pt FGA:	13, vs. SAC, 3/3/10
FTM:	12, vs. CLE, 12/9/09
FTA:	13, vs. CLE, 12/9/09
OR:	4, at PHO, 4/11/10
DR:	10, at MIN, 12/20/08
TR:	10, at MIN, 12/20/08
AST:	17, vs. DET, 3/19/14
STL:	5, at OKC, 11/29/09
TO:	9, at LAC, 4/16/14
BLK:	3, vs. ORL, 11/4/14
PTS:	43, vs. MIN, 1/13/10

PLAYOFFS

MIN:	43, at LAL, 5/6/09
FGM:	12, vs. LAL, 5/10/09
FGA:	20, at POR, 4/28/09 vs. LAL, 5/10/09
3-pt FGM:	5, at POR, 4/18/09
3-pt FGA:	9, at LAL, 5/6/09 vs. LAL, 5/10/09
FTM:	7, vs. LAL, 5/14/09
FTA:	8, vs. POR, 4/24/09
OR:	1, 10 times Last: at CLE, 5/4/15
DR:	4, vs. POR, 4/30/09
TR:	5, vs. POR, 4/30/09
AST:	7, at POR, 4/18/09
STL:	2, vs. POR, 4/30/09 vs. LAL, 5/14/09
TO:	5, at LAL, 5/17/09
BLK:	1, Five times Last: at MIL, 4/25/15
PTS:	34, vs. LAL, 5/10/09

IN THE REGULAR SEASON, THE LAST TIME AARON...

....MISSED A GAME

due to injury: vs. San Antonio, 11/30/15
due to illness: vs. Miami, 1/12/13
due to suspension: at Denver, 2/7/11
due to Coach's Decision: at Miami, 4/7/16

...SCORED 30+ POINTS

31, at Philadelphia, 3/11/15

...SCORED 20+ POINTS

29, vs. Indiana, 12/30/15

...RECORDED A DOUBLE-DOUBLE

13 points, 10 assists, vs. Charlotte, 3/23/15

...RECORDED 15+ ASSISTS

15, at Houston, 4/6/14

...RECORDED 10+ ASSISTS

10, at Detroit, 1/18/16

...FOULED OUT

vs. Washington, 1/14/15

REGULAR SEASON MISCELLANEOUS TOTALS

...GAMES WITH

40+ points – 1
30+ points – 12
20+ points – 70
10+ rebounds – 1
15+ assists – 2
10+ assists – 11
20+ points/10+ assists – 5

...DOUBLE-DOUBLES – 13

...TECHNICAL FOULS – 40

...FLAGRANT FOULS – 5

...DISQUALIFICATIONS – 9

#25 RAKEEM CHRISTMAS



POSITION: Forward

YRS PRO: 1

HEIGHT: 6-9

WEIGHT: 255 lbs.

BIRTHDATE: 12/1/91 in Irvington, NJ

HIGH SCHOOL: Academy of the New Church (Philadelphia, Pennsylvania)

COLLEGE: Syracuse

DRAFTED: By Minnesota, Second Round, 2015 (36th overall)

ACQUIRED: From Cleveland in exchange for a second-round draft pick, 7/23/15

FOLLOW RAKEEM ON TWITTER: @R_Xmas25

2015-16

Made his NBA debut during the Pacers' regular season finale at Milwaukee, 4/13, and finished with four points on 2-for-2 shooting from the field to go with one rebound in six minutes off the bench ... Recorded three DNP-CD's, was placed on the inactive list for seven games by coach's decision and was inactive for 71 games while assigned to the Fort Wayne Mad Ants of the NBA Development League ... Played in 48 games and made 46 starts for the Mad Ants while averaging 13.9 points, 7.1 rebounds and 1.7 blocks in 30.1 minutes per game ... Shot 47.3 percent from the field and 73.2 percent from the free throw line during NBADL play ... Ranked 48th in the NBADL in scoring, 19th in rebounding and fifth in blocked shots ... Scored in double figures in 37 of his 48 appearances, including six games of 20 or more points, while recording 11 double-doubles ... Scored a season-high 30 points as he shot 11-for-15 from the field and 8-for-9 from the foul line as Fort Wayne defeated Grand Rapids on Dec. 6 ... Represented the Pacers and Mad Ants in the 2016 D-League All-Star Game in Toronto as he finished with 10 points and eight rebounds in the Eastern Conference's 128-124 victory ... Named NBA Development League Performer of the Week for games played from Monday, Nov. 30 – Sunday, Dec. 6 as he led Fort Wayne to a 3-0 week behind averages 24.3 points, 8.7 rebounds and 3.7 blocks.

PRO

Acquired by the Pacers from Cleveland in exchange for a future second-round draft pick on July 23, 2015 ... Was originally selected by the Minnesota Timberwolves with the 36th overall pick in the second round of the 2015 NBA Draft before his draft rights were acquired by the Cavaliers in a draft night trade.

PLAYOFFS

2015-16: Inactive for all seven games during Indiana's First Round series against the Toronto Raptors.

COLLEGE

Started 140 of 142 career games over his four-year college career at Syracuse University (2011-15) ... Averaged 7.4 points, 5.3 rebounds and 1.7 blocks per game ... Shot 56.0 percent from the field during his career ... Finished his career at Syracuse tied for sixth in program history in games played (142) and eighth in blocked shots (247) ... **2014-15:** Earned USA Today Second Team All-America and Sporting News Third Team All-America honors after averaging 17.5 points, 9.1 rebounds and 2.5 blocks per game as a senior ... Shot 55.2 percent from the field and 71.2 percent from the free throw line ... Voted as the ACC's Most Improved Player and Co-Defensive Player of the Year in addition to earning All-ACC First Team and All-Defensive Team recognition ... Garnered ACC Player of the Week honors twice ... Was one of 15 finalists for the Wooden Award ... **2013-14:** Started all 34 games for the Orange while averaging 5.8 points, 5.1 rebounds and 1.9 blocks per game ... Shot a career-best 61.3 percent from the field and 72.6 percent from the foul line as a junior ... Finished fourth in the ACC in blocked shots, averaging 1.94 blocks per game ... **2012-13:** Set a new Syracuse record as he started 40 games during his sophomore season and helped the Orange reach the Final Four ... Averaged 5.1 points, 4.6 rebounds and 1.8 blocks per game ... Shot 53.0 percent from the field ... Scored in double figures seven times, including a season-high 15 points against Providence ... **2011-12:** Started in 35 of his 37 appearances during his freshman season, averaging 2.8 points and 2.9 rebounds in 11.5 minutes per game ... Shot 57.3 percent (43-75) from the field.

**RAKEEM
CHRISTMAS**

25



#25 RAKEEM CHRISTMAS

PERSONAL

Rakeem Maleek Christmas was born on December 1, 1991 ... He is the son of Ronald Christmas and Landra Jenny Hamid ... Grew up in St. Croix in the U.S. Virgin Islands ... Attended Academy of the New Church in Philadelphia, Pennsylvania ... Earned a bachelor of science degree in communications and rhetorical study and a master's degree from the School of Education Instructional Design, Development and Evaluation ... Holds a summer basketball camp as a fundraiser to build better basketball courts in the community in St. Croix.

STATISTICS

REGULAR SEASON

YR	G-GS	MIN	FGM-FGA	PCT	3-POINT			FTM-FTA	PCT	OR	DR	TR	AVG	AST	PF-DQ	ST	TO	BKS	PTS	AVG
					FGM-FGA	PCT	FTM-FTA													
2015-16 IND	1-0	6	2-2	1.000	0-0	---	0-0	---	1	0	1	1.0	0	1-0	0	0	0	0	4	4.0

CAREER HIGHS

REGULAR SEASON

MIN: 6, at MIL, 4/13/16
FGM: 2, at MIL, 4/13/16
FGA: 2, at MIL, 4/13/16
3-pt FGM: N/A
3-pt FGA: N/A
FTM: N/A
FTA: N/A
OR: 1, at MIL, 4/13/16
DR: 0
TR: 1, at MIL, 4/13/16
AST: 0
ST: 0
TO: 0
BKS: 0
PTS: 4, at MIL, 4/13/16

#11 MONTA ELLIS



POSITION: Guard

YRS PRO: 11

HEIGHT: 6-3

WEIGHT: 190 lbs.

BIRTHDATE: 10/26/85 in Jackson, Mississippi

HIGH SCHOOL: Lanier H.S. (Lanier, MS)

DRAFTED: By Golden State, Second Round, 2005 (40th overall)

ACQUIRED: Signed as a free agent, 7/10/15

AWARDS AND RECOGNITION

2006-07: NBA Most Improved Player ... Five-time Player of the Week winner (Dec. 26, 2010; March 11, 2012; Dec. 30, 2012; March 3, 2013; April 14, 2014)

2015-16

Started all 81 games in which he appeared during his first season with the Pacers, averaging 13.8 points, 3.3 rebounds, 4.8 assists and 1.9 steals per game ... Shot 42.7 percent from the field, 31.3 percent from three-point range and 78.6 percent from the free throw line ... Ranked 26th in the NBA in assists (4.8), 10th in steals (1.85) and 30th in minutes (33.8) per game ... Scored in double figures 59 times including 16 games with 20 or more points ... Indiana posted a 9-4 record when Ellis led the team in scoring and an 11-5 mark when he scored 20 or more points ... Led the Pacers in assists a team-high 38 times as Indiana posted a 23-15 record in those games ... Recorded 150 steals during the regular season and teamed with Paul George (152) to become the first pair of Pacers teammates to each record 150 or more steals in a season since Dudley Bradley (211) and Mickey Johnson (153) during the 1979-80 season ... Set season highs with 32 points, his only game with 30 or more points during the regular season, on 13-for-28 shooting and nine rebounds in 41 minutes during the overtime win over Denver, 1/30 ... Posted his lone double-double of the season with 11 points and a season-high 13 assists at Houston, 1/10. That marked the highest assists total by any Pacers player during the regular season ... Passed 14,000 points for his NBA career in the win at Washington, 3/5, becoming the 24th active player in the league to reach that mark ... Recorded one DNP-CD, during the regular season finale at Milwaukee, 4/13.

PRO

An 11-year NBA veteran with the Warriors (2005-12), Bucks (2012-13), Mavericks (2013-15) and Pacers (2015-16), Ellis has appeared in 759 games (680 starts) with career averages of 18.7 points, 3.5 rebounds, 4.8 assists and 1.8 steals in 35.6 minutes per game ... Holds career shooting percentages of .451 from the field, .313 from three-point range and .774 from the free throw line ... He is one of 30 active players in the NBA to score at least 14,000 points and one of 14 active players with at least 14,000 points and 3,000 assists ... Has recorded 48 double-doubles during his NBA career with a single-season high of 10 with Golden State during the 2010-11 campaign ... Named the NBA's Most Improved Player in 2006-07 and averaged 18+ points in eight consecutive seasons from 2007-15 ... Selected by Golden State in the second round (40th overall) of the 2005 NBA Draft ... re-signed by Golden State, 7/24/08 ... traded along with Ekpe Udoh and Kwame Brown to Milwaukee in exchange for Andrew Bogut and Stephen Jackson on March 13, 2012) ... signed a free agent contract with Dallas on July 23, 2013) ... Signed by the Pacers as a free agent on July 10, 2015 ... **2014-15:** Started 80 games for Dallas and led the Mavericks in scoring for the second consecutive season with an average of 18.9 points per game ... Also recorded team highs in steals (1.85 per game) and minutes played (33.7 per game) to go with 2.4 rebounds and 4.1 assists per game ... Finished 19th in the NBA in scoring, 36th in assists, tied for 7th in steals and 31st in minutes per game ... Recorded three double-doubles ... Recorded 10 games with 30+ points (7-3 record), 17 games with 25+ points (13-4 record) and 35 games with 20+ points (27-8 record) ... Recorded 10 or more assists three times (3-0 record) ... Missed the game at Indiana (3/29) due to a lower right leg injury ... NWT-Inactive (rest) at Utah, 4/13 ... **2013-14:** Averaged 19.0 points, 3.6 rebounds, 5.7 assists, 1.7 steals and 36.9 minutes in 82 games (all starts) ... shot 45.1 percent from the field and 78.8 percent from the foul line...among NBA leaders, ranked 23rd in scoring, 19th in assists, 11th in steals and 8th in minutes per game ... was the only Maverick to appear in all 82 games ... Recorded six double-doubles ... Posted five games with 30+ points, 11 games with



THE PLAYERS



**MONTA
ELLIS**

11

#11 MONTA ELLIS

25+ points and 42 games with 20+ points (24-18 record) ... Finished with 10 or more assists eight times (6-2 record)... Named Western Conference Player of the Week for games played from April 7-13 after averaging 25.7 points, 4.0 rebounds, 4.7 assists, 1.0 steal and 40.0 minutes per game while shooting 51.6% (32-62 FGs) from the field and 44.4% (4-9 3FGs) from 3-point range ... **2012-13:** Averaged a team-high 19.2 points, 3.9 rebounds, 6.0 assists and 2.1 steals in 37.5 minutes ... played in all 82 games for the 1st time in his career (all starts), and was the only Buck to accomplish that feat in 2012-13 ... among NBA leaders, he ranked 11th in scoring, 21st in assists and 4th in steals ... led the team in scoring 33 times and assists 39 ... Posted nine games with 30+ points, 37 games with 20+ points and 74 games with 10+ points ... Recorded a league-high 11 games with 5+ steals ... Named Eastern Conference Player of the Week twice (for weeks ending 12/30/12 and 3/4/13) ... Hit the game-winning 3-pointer as time expired at HOU (2/27/13) ... Scored a season-high 39 points vs. Orlando, 3/17 – the Milwaukee season-high in 2012-13; scored 33 of his 39 points vs. the Magic in the 2nd half, including 25 in the 4th quarter – a mark that stood as the high quarter across the league all season ... Dished out a career-high 17 assists at Atlanta, 4/12 ... Surpassed the 10,000-point mark for his career with a 38-point effort vs. Denver, 4/15 ... **2011-12:** Averaged 20.4 points, 3.4 rebounds, 6.0 assists, 1.5 steals and 36.6 minutes in 58 combined games (all starts) with Golden State and Milwaukee ... In 37 games with the Warriors, averaged 21.9 points, 3.4 rebounds, 6.0 assists, 1.5 steals and 36.9 minutes ... In 21 games with the Bucks, averaged 17.6 points, 3.5 rebounds, 5.9 assists and 1.4 steals ... Among NBA leaders, ranked 11th in scoring, 14th in assists, 14th in steals and 11th in minutes ... Posted five double-doubles (point/assist) ... Recorded 13 games with 30+ points, 28 games with 20+ points and 54 games with 10+ points...Posted six games with 10+ assists ... Scored a career-high 48 points (18-29 FGs) vs. Oklahoma City, 2/7 ... Hit the game-winning shot with 1 second remaining in Golden State's win at Phoenix, 2/22 ... Named Western Conference Player of the Week for games played from March 3-11 after averaging 20.5 points, 7.5 assists and 2.0 steals and leading the Warriors to a 3-1 week ... Traded to Milwaukee on March 14 ... Made his Bucks debut vs. his former team, 3/16, recording 18 points, 4 rebounds, 4 assists and 3 steals ... sat out the final 2 games of the season with a right hand injury ... **2010-11:** Averaged 24.1 points, 3.5 rebounds, 5.6 assists, 2.1 steals and 40.3 minutes in 80 games (all starts) ...shot 45.1 percent from the field, a career-high 36.1 percent (career highs with 137-379 3FGs) from three-point range and 78.9 percent from the line ... Among NBA leaders, ranked 1st in minutes, 3rd in steals, 8th in scoring and 22nd in assists – leading the league in minutes played and finishing in the league's top-10 in scoring (6th in 2009-10) and top-5 in steals (2nd in 2009-10) for the 2nd consecutive season ... Was one of only five players in the NBA to average at least 20.0 points and 5.0 assists (joining Derrick Rose, LeBron James, Russell Westbrook and Deron Williams) ... the only player in the NBA to average at least 20.0 points, 5.0 assists and 2.0 steals ... Averaged more than 24.0 points and 5.0 assists for the 2nd consecutive season, joining Rick Barry (1973-74 & 1974-75) as the only Warriors players to do so in back-to-back years since 1962 ... Became the first Warrior to average 24+ points in consecutive seasons since Chris Mullin did so in 5 straight seasons from 1988-93... Recorded four games with 40+ points, trailing only Kevin Durant's five 40-point outings during the season ... Became the first Warrior to score 30+ points 20 times in consecutive seasons since Chris Mullin did so 4 straight years from 1987-91 ... 10 double-doubles (9 point/assist), including three straight point/assist double-doubles from March 25-29, marking the first three-game streak of his career ... Made a career-high 137 three-pointers after making only 164 threes in the first 296 games of his career combined ... Finished with 46 points vs. Houston on opening night, which marked the most points by any NBA player in a season-opener since Michael Jordan's 54 vs. Cleveland on Nov. 3, 1989; it also marked the most points by a Warrior on opening night since Wilt Chamberlain posted 56 on 10/23/62 ... Named Western Conference Player of the Week for games played from Dec. 20-26, averaging 39.7 points and 7.0 assists – scoring 35+ points in 3 straight games for the first time in his career ... Missed the final two games of the season with a Grade 2 concussion, which was suffered in the 4th quarter vs. Sacramento, 4/10 ... **2009-10:** Appeared in 64 games (all starts), averaging a career-high 25.5 points, 4.0 rebounds, 5.3 assists, career-high 2.2 steals and career-high 41.4 minutes ... Shot 44.9 percent from the field, 33.8 percent from three-point range and 75.3 percent from the foul line ... Among NBA leaders, ranked 6th in scoring, 2nd in steals and 1st in minutes ... Became the first GS player to average at least 25.0 points since Chris Mullin in 1992-93; and the first Warriors player to average 25.5 points and 5.0 assists since Mullin in 1988-89 ... Only three other NBA players in 2009-10 averaged at least 25.0 points and 5.0 assists (LeBron James, Kobe Bryant, Dwyane Wade) ... Became one of only seven NBA players in the last 10 years to average at least 25.0 points, 5.0 assists and 4.0 rebounds, joining Allen Iverson, Dwyane Wade, Gilbert Arenas, Kobe Bryant, LeBron James and Tracy McGrady ... Became the first NBA player to play every minute in at least 13 games in a single season since Gary Payton in 1999-2000 ... Posted three games with 40+ points, including two during a three-game stretch from Nov. 25-30 (42 at SA and 45 vs. IND) ... Recorded 24 games with 30+ points - only five NBA players (Durant, James, Anthony, Bryant and Wade) reached the 30-point plateau more times ... Missed 18 games due to injury/illness ... **2008-09:** Averaged 19.0 points, 4.3 rebounds, 3.7 assists, 1.2 steals and 35.7 minutes in 25 games (all starts) ... Over his final 11 games, he averaged 25.5 points, 5.0 rebounds and 4.6 assists while shooting

#11 MONTA ELLIS

48.0 percent (115-238 FGs) from the field ... Finished with 11 games with 20+ points ... Scored a season-high 42 points (16-35 FGs, 10-12 FTs) to go with 9 rebounds and 9 assists in an overtime victory vs. Sacramento, 4/1 ... Missed the first 43 games of the year due to left ankle injury sustained on Aug. 21, 2008 ... Missed 57 games overall due to injury ... **2007-08:** Averaged 20.2 points, 5.0 rebounds, 3.9 assists, 1.5 steals and 37.9 minutes per game in 81 appearances (72 starts) ... Shot a career-best 53.1 percent from the field ... Among NBA leaders, ranked 25th in scoring, 15th in steals and 18th in minutes ... Shot 60.2% (106-176 FGs) from the field during the month of February, becoming just the 9th guard in NBA history to shoot above 60.0% from the field during a single month (minimum 10 games and 150 FGA) (joining Fred Brown, Brad Davis, Sidney Moncrief, Earl Monroe, Steve Nash, Jim Paxson, Rickey Pierce (twice) and John Stockton (twice)) ... **2006-07:** Averaged 16.5 points, 3.2 rebounds, 4.1 assists, 1.7 steals and 34.3 minutes in 77 games (53 starts) ... Named the NBA's Most Improved Player after increasing scoring average by 9.7 points per game over his rookie season (up from 6.8) ... his scoring improvement was the largest in the NBA amongst players who appeared in at least 41 games in both seasons ... Also increased his field goal percentage from .415 as a rookie to .475 in 2006-07... Among NBA leaders, he ranked 8th in steals ... Recorded a season-high 31 points three times, including back-to-back games vs. Seattle and Phoenix, 11/18-20 ... Hit the game-winning, buzzer-beating jumper in 110-109 victory over the Nets, 1/24 ... Posted his first career double-double with 21 points and 10 rebounds at Indiana, 2/5 ... Participated in the T-Mobile Rookie Challenge on All-Star Saturday in Las Vegas, 2/16, scoring 28 points in 21 minutes to help the Sophomore squad to a 155-114 victory over the Rookies ... Missed five games due to injury ... **2005-06:** Averaged 6.8 points, 2.1 rebounds, 1.6 assists and 18.1 minutes in 49 games (three starts) during his rookie season ... Shot 34.1 percent from three-point range and 71.2 percent from the line ... Among NBA rookie leaders, he finished 16th in scoring, 11th in assists and 9th in 3FG% ... of the seven high school players taken in the 2005 NBA Draft that appeared in at least 20 games, Ellis ranked first in scoring ... Made his NBA debut at Phoenix, 11/12, recording two assists in five minutes ... Appeared in 46 of final 51 games after appearing in just three of team's first 31 games ... Averaged 11.0 points, 3.2 rebounds, 2.9 assists and 25.0 minutes over the final 17 games ... Recorded season highs of 27 points, 8 rebounds and 6 assists in 44 minutes at Utah, 4/19.

PLAYOFFS

In five trips to the postseason, Ellis has appeared in 34 career playoff games (29 starts) with averages of 14.7 points, 2.9 rebounds, 3.2 assists and 1.6 steals in 31.2 minutes per game ... Holds career shooting percentages of .428 from the field, .301 from long distance and .752 from the free throw line in the postseason ... **2015-16:** Started all seven games in Indiana's First Round matchup with Toronto, averaging 11.6 points, 3.9 rebounds, 4.3 assists and 2.1 steals per game ... Shot 43.4 percent from the field, 33.3 percent from three-point range and 80.0 percent from the foul line during the series ... Scored in double figures in four of seven games with a high of 15 points three times ... Finished with 15 points and seven assists in Game 7 at Toronto, 5/1/16 ... Led all players through the first round of the playoffs with 15 steals ... Recorded multiple steals in five games, including a playoff career high with four during the Pacers' Game 6 win, 4/29 ... **2014-15:** Recorded the highest-scoring playoff series of his career and led the Mavericks with 26.0 points and 5.2 assists per game ... Shot 46.8 percent from the field, 36.7 percent from three-point range and 75.0 percent from the line in five games against Houston ... Scored at least 24 points in four of the five games, including a postseason career high with 34 in Game 3, 4/24 ... **2013-14:** Averaged team-high 20.4 points, 2.4 rebounds, 2.9 assists, 1.3 steals and 35.6 minutes in 7 first round games vs. SA...5 games with 20+ points...scored a playoff-high 29 points on 2 occasions: in Game 3 vs. SA (4/26/14) and in Game 6 vs. SA (5/2/14) ... **2012-13:** Averaged 14.3 points, 3.3 rebounds, 5.5 assists, 2.5 steals and 38.0 minutes in four-game series vs. Miami... Two games with 20+ points ... Scored 22 points (10-19 FGs) to go with four rebounds, three assists and four steals in 39 minutes at Miami, 4/21/13 ... 21 points (10-20 FGs, 1-4 3FGs), 5 rebounds and 8 assists in 39 minutes vs. MIA (4/28/13) ... **2006-07:** Averaged 8.0 points, 2.3 rebounds and 21.6 minutes in 11 games (6 starts).

HIGH SCHOOL

An early entry candidate for the 2005 NBA Draft out of Lanier High School in Jackson, Miss....in four seasons at Lanier, averaged 28.7 points per game and racked up 4,167 total points – second all-time in Mississippi history and tops among big-school players (5A and 4A)...named to 2005 McDonald's All-American Team...named National Co-Player of the Year by PARADE Magazine as a senior...a four-time All-State selection, becoming the first player in state history to earn the honor four times...became the Jackson Public Schools' all-time leading scorer, surpassing Othella Harrington...his teams compiled a record of 129-16, appeared in four consecutive state championship finals and captured two state titles (2002 and 2005)...named Mr. Basketball in Mississippi following senior season in which he averaged 38.4 points, 7.9 rebounds, 6.9 assists and 4.5 steals and led his team to a 35-2 record and the Class 4A state championship...career-high 72 points in a 117-56 victory over Greenwood...42 points vs. Oak Hill

#11 MONTA ELLIS

Academy, which at the time was ranked No. 1 in the nation by USA Today, the most points ever scored against the perennial powerhouse.

PERSONAL

First name is pronounced "MON-tay"...the son of Rosa Ellis...he and his wife, Juanika, have one son, Monta Jr., and one daughter, Myla ... In the summer of 2010, launched the "ME8 Foundation" to assist families and children in Jackson, Miss., and the Bay Area ... Named co-winner of the 2010-11 Golden State Warriors Foundation Community Service Award, which is given annually to the Warriors player who best exemplifies the spirit of community service through their outstanding commitment of time, service and financial support to children and families ... Held a Thanksgiving turkey giveaway for families in the Indianapolis area.

STATISTICS

REGULAR SEASON

YR	G-GS	MIN	3-POINT										TR	AVG	AST	PF-DQ	ST	TO	BKS	PTS	AVG
			FGM-FGA	PCT	FGM-FGA	PCT	FTM-FTA	PCT	OR	DR											
2005-06 GS	49-3	886	132-318	.415	28-82	.341	42-59	.712	22	83	105	2.1	78	69-0	32	58	11	334	6.8		
2006-07 GS	77-53	2638	480-1010	.475	39-143	.273	273-358	.763	62	181	243	3.2	319	210-1	132	221	21	1272	16.5		
2007-08 GS	81-72	3071	652-1227	.531	12-52	.231	320-417	.767	133	271	404	5.0	315	195-0	124	173	27	1636	20.2		
2008-09 GS	25-25	892	194-430	.451	8-26	.308	78-94	.830	14	94	108	4.3	93	67-0	39	67	8	474	19.0		
2009-10 GS	64-64	2647	631-1406	.449	77-228	.338	292-388	.753	47	210	257	4.0	340	189-2	143	244	25	1631	25.5		
2010-11 GS	80-80	3227	726-1611	.451	137-379	.361	340-431	.789	44	237	281	3.5	450	203-0	168	252	23	1929	24.1		
2011-12 TOT	58-58	2120	450-1040	.433	62-201	.308	219-275	.796	20	180	200	3.4	346	136-0	85	177	18	1181	20.4		
2012-13 MIL	82-82	3076	597-1436	.416	94-328	.287	289-374	.773	45	271	316	3.9	496	164-0	169	254	36	1577	19.2		
2013-14 DAL	82-82	3023	576-1278	.451	69-209	.330	339-430	.788	38	257	295	3.6	471	197-0	141	264	23	1560	19.0		
2014-15 DAL	80-80	2699	602-1354	.445	81-284	.285	228-303	.752	34	156	190	2.4	329	197-0	148	198	25	1513	18.9		
2016-16 IND	81-81	2734	436-1021	.427	87-282	.309	162-206	.786	42	229	271	3.3	383	174-0	150	203	37	1121	13.8		
NBA (11)	759-680	27013	5476-12131	.451	694-2214	.313	2582-3335	.774	501	2169	2670	3.5	3620	1801-3	1331	2111	254	4228	18.7		

PLAYOFFS

YR	G-GS	MIN	FGM-FGA	PCT	3-POINT			FTM-FTA	PCT	OR	DR	TR	AVG	AST	PF-DQ	ST	TO	BKS	PTS	AVG
					FGM-FGA	PCT														
2006-07 GS	11-6	238	32-82	.390	1-9	.111	23-28	.821	8	17	25	2.3	10	23-0	10	20	2	88	8.0	
2012-13 MIL	4-4	152	24-55	.436	3-19	.158	6-16	.375	2	11	13	3.3	22	8-0	10	14	1	57	14.3	
2013-14 DAL	7-7	249	52-127	.409	12-34	.353	27-31	.871	6	11	17	2.4	20	19-0	9	15	1	143	20.4	
2014-15 DAL	5-5	197	52-111	.468	11-30	.367	15-20	.750	4	12	16	3.2	26	18-0	10	16	3	130	26.0	
2015-16 IND	7-7	225	33-76	.434	7-21	.333	8-10	.800	4	23	27	3.9	30	17-0	15	17	0	81	11.6	
NBA (5)	34.29	1061	193-451	.428	34-113	.301	79-105	.752	24	74	98	2.9	108	85-0	54	82	7	499	14.7	

#11 MONTA ELLIS

CAREER HIGHS

REGULAR SEASON

MIN:	53, vs. DEN, 1/20/10 vs. ORL, 3/11/11
FGM:	18, Three times Last: vs. OKC, 2/7/12
FGA:	39, vs. CHI, 1/18/10
3-pt FGM:	7, vs. ORL, 12/31/11
3-pt FGA:	11, at SA, 3/19/10 vs. DEN, 4/15/13
FTM:	16, vs. UTA, 1/7/12
FTA:	19, vs. MEM, 11/3/10
OR:	7, vs. ORL, 12/3/07
DR:	10, vs. DAL, 3/13/09 vs. PHO, 2/7/11
TR:	12, vs. ORL, 12/3/07 vs. PHO, 2/7/11
AST:	17, at ATL, 4/12/13
ST:	7, Three times Last: vs. UTA, 2/11/15
TO:	11, at DAL, 11/24/09
BKS:	3, at DEN, 2/5/13 vs. POR, 3/19/13
PTS:	48, vs. OKC, 2/4/12

PLAYOFFS

MIN:	42, at HOU, 4/28/15
FGM:	15, vs. HOU, 4/24/15
FGA:	26, at HOU, 4/28/15
3-pt FGM:	3, Four times Last: at TOR, 4/16/16
3-pt FGA:	8, at HOU, 4/21/15
FTM:	6, vs. SA, 4/28/14 at HOU, 4/21/15
FTA:	7, vs. SA, 4/28/14
OR:	3, vs. UTA, 5/13/07
DR:	5, Three times Last: vs. TOR, 4/21/16
TR:	6, vs. HOU, 4/26/15 vs. TOR, 4/21/16
AST:	9, vs. HOU, 4/24/15
ST:	4, at MIA, 4/21/13 at HOU, 4/28/15 vs. TOR, 4/29/16
TO:	6, vs. MIA, 4/28/14 at HOU, 4/28/15
BKS:	1, Seven times Last: at HOU, 4/28/15
PTS:	34, vs. HOU, 4/24/15

PACERS REGULAR SEASON

MIN:	43, vs. TOR, 3/17/16
FGM:	13, vs. DEN, 1/30/16
FGA:	28, vs. DEN, 1/30/16
3-pt FGM:	5, vs. ATL, 1/28/16 at ORL, 2/21/16
3-pt FGA:	9, vs. ATL, 12/28/15
FTM:	8, vs. SA, 3/7/16
FTA:	8, vs. SA, 3/7/16
OR:	3, vs. ORL, 3/31/16
DR:	7, vs. DEN, 1/30/16 vs. NY, 2/24/16
TR:	9, vs. DEN, 1/30/16
AST:	13, at HOU, 1/10/16
ST:	6, vs. MIA, 12/11/15
TO:	8, vs. MIL, 12/31/15
BKS:	2, Five times Last: vs. SA, 3/7/16
PTS:	32, vs. DEN, 1/30/16

PACERS PLAYOFFS

MIN:	37, at TOR, 5/1/16
FGM:	7, at TOR, 5/1/16
FGA:	14, at TOR, 5/1/16
3-pt FGM:	3, at TOR, 4/16/16
3-pt FGA:	5, vs. TOR, 4/29/16
FTM:	2, Three times Last: at TOR, 4/26/16
FTA:	3, at TOR, 4/18/16
OR:	1, Four times Last: at TOR, 5/1/16
DR:	5, at TOR, 4/18/16 vs. TOR, 4/21/16
TR:	6, vs. TOR, 4/21/16
AST:	7, at TOR, 5/1/16
ST:	4, vs. TOR, 4/29/16
TO:	4, vs. TOR, 4/21/16 vs. TOR, 4/29/16
BKS:	0
PTS:	15, Three times Last: at TOR, 5/1/16

#11 MONTA ELLIS

IN THE REGULAR SEASON, THE LAST TIME MONTA...

.....MISSED A GAME

due to injury: at Indiana, 3/29/15

due to Coach's Decision: at Milwaukee,
4/13/16

...FOULED OUT

vs. Portland, 3/11/10

...SCORED 40+ POINTS

48, vs. Oklahoma City, 2/7/12

...SCORED 30+ POINTS

32, vs. Denver, 1/30/16

...RECORDED A DOUBLE-DOUBLE

11 points, 13 assists, at Houston, 1/10/16

...GRABBED 10+ REBOUNDS

12, vs. Phoenix, 2/7/11

REGULAR SEASON MISCELLANEOUS TOTALS

...GAMES WITH:

40+ points – 9

30+ points – 99

15+ assists – 1

10+ rebounds – 9

10+ assists – 42

...DOUBLE-DOUBLES – 48

- Points-Rebounds – 9

- Points-Assists – 39

...TECHNICAL FOULS – 33

...DISQUALIFICATIONS – 3

#22 JEREMY EVANS



POSITION: Forward

NBA YEARS: 6

HEIGHT: 6-9

WEIGHT: 205 lbs.

BIRTHDATE: 10/24/87 in Crossett, Arkansas

HIGH SCHOOL: Crossett H.S. (Crossett, Arkansas)

COLLEGE: Western Kentucky

DRAFTED: By Utah, Second Round, 2010 (55th overall)

ACQUIRED: From Dallas along with the rights to Emir Preldzic and cash considerations in exchange for the rights to Stanko Barac, 7/7/16

FOLLOW JEREMY ON TWITTER: @JeremyEvans40

2015-16

Played in 30 games and made two starts for the Dallas Mavericks, posting averages of 2.4 points and 1.8 rebounds in 8.4 minutes per game. Shot 54.2 percent from the field, 25.0 percent from three-point range and 71.4 percent from the free throw line ... Posted a season high with eight points three times during the regular season ... Scored seven points on 3-for-3 shooting and pulled down a season-high seven rebounds at Washington, 12/6 ... Recorded 23 DNP-CDs and spent 11 games on the inactive list by coach's decision ... Missed two games due to right shoulder tendonitis (1/22-24) ... Had surgery to repair a torn labrum in his right shoulder and missed the final 16 games of the regular season (3/14-4/13).

CAREER

A six-year NBA veteran with the Utah Jazz (2010-15) and Dallas Mavericks (2015-16), Evans has appeared in 249 games (nine starts) with career averages of 3.5 points and 2.6 rebounds in 10.5 minutes per game ... Holds career shooting percentages of .568 from the field, .231 from three-point range and .687 from the free throw line ... Has shot better than 50.0 percent from the field in all six of his NBA seasons ... Has posted four double-doubles during his NBA career with three during the 2013-14 season with the Jazz ... Winner of the 2012 Sprite Slam Dunk Contest in Orlando and the runner-up in the contest during 2013 All-Star Weekend in Houston ... Selected by the Utah Jazz with the 55th overall pick in the second round of the 2010 NBA Draft ... Re-signed by Utah, 7/11/12 ... Signed by Dallas, 7/31/15 ... Acquired by the Indiana Pacers along with the rights to Emir Preldzic and cash considerations from Dallas in exchange for the rights to Stanko Barac, 7/7/16 ... **2014-15:** Averaged 2.4 points, 1.9 rebounds and 7.0 minutes in 38 games ... Posted three games with 10 or more points ... Grabbed a season-high seven boards at Memphis, 3/3 ... Scored a season-high 12 points to go with five rebounds at Portland, 4/11 ... Recorded 10 points, six rebounds and a season-high three assists at Houston, 4/15 ... Recorded 41 DNP-CDs ... **2013-14:** Averaged 6.1 points, 4.7 rebounds and 18.3 minutes in 66 games (four starts), all career-highs ... 15 games with 10+ points...seven games with 10+ rebounds ... Led the team in rebounding four times ... Career-high three double-doubles ... Ranked 13th in the NBA in rebounds per game off the bench (4.5) ... Shot a career-best 7-for-7 for 14 points at Dallas, 11/22 ... Became first NBA player to hit first 12 FGA of a season since Tony Massenburg hit 13 straight for the Vancouver Grizzlies to start the 1998-99 campaign ... 12 points (4-4 FGs) at Phoenix, 11/30 ... Posted 10 points and 11 rebounds at Denver, 12/13 ... Recorded a career-high 4 blocks against the Celtics, 2/24 ... Scored a career-high 18 points to go with 11 rebounds at Minnesota, 4/16 ... Recorded one DNP-CD ... Missed the first 12 games of season with a right rotator cuff injury (10/30-11/18) ... Sat out one game with the stomach flu (12/2) and two games with a bruised tailbone/bruised right elbow (2/1-3) ... **2012-13:** Averaged 2.0 points, 1.6 rebounds and 5.8 minutes in 37 games ... Scored in double figures twice ... Runner-up in the 2013 Sprite Slam Dunk contest held at Toyota Center in Houston during NBA All-Star Weekend ... Recorded 14 points and a season-high nine rebounds against Charlotte, 3/1 ... Dished out a season-high five assists vs. Detroit, 3/11 ... Recorded 44 DNP-CDs ... **2011-12:** Averaged 2.1 points, 1.7 rebounds and 7.5 minutes in 29 games ... Winner of the 2012 Sprite Slam Dunk contest held at Amway Center in Orlando during NBA All-Star Weekend, making him the first Utah Jazz player to ever win an NBA dunk contest ... Recorded his first career double-double with season-highs in points (13), rebounds (10), steals (3), blocks (3) and minutes played (28) vs. Portland, 4/26 ... Recorded 32 DNP-CDs ... Missed one game due to a stomach virus, 1/7 ... Missed three games due to a sprained right ankle (4/11-14) ... **2010-11:** Averaged 3.6 points, 2.0 rebounds and 9.4 minutes in 49 games (Three starts) ... Scored in double figures three times ... Of his 76 field goals made during the season, 48 were dunks.

**JEREMY
EVANS**

22

#22 JEREMY EVANS

PLAYOFFS

2015-16: Inactive for all five of Dallas' playoff games in the First Round against Oklahoma City as he recovered from surgery on a torn labrum in his right shoulder ... **2011-12:** Appeared in two games in Utah's First Round series against the Spurs, averaging 1.0 point and 1.5 rebounds in 3.5 minutes ... Finished with two points, three rebounds, an assist and a steal in the final six minutes of Game 2 at San Antonio, 5/2.

COLLEGE

Averaged 7.9 points, 5.9 rebounds and 1.7 blocks in 134 career games over a four-year career at Western Kentucky (2006-10) ... Finished as WKU's all-time leader in blocked shots (224) and FG% (.639) ... Became just the second player in school history with 1,000 points, 750 rebounds, and 200 blocks (Chris Marcus) ... **2009-10:** Appeared in 34 games (all starts) for Western Kentucky, averaging 10.0 points, 6.9 rebounds and 1.8 blocks ... Shot a Sun Belt Conference best 64.9% (137-211 FGs) from the field ... 18 games with 10+ points ... Led the team in rebounding 14 times ... Season highs of 19 points and 17 rebounds in an overtime road win at Florida Atlantic (2/25/10) ... Was honored with the Danny Rumph Outstanding Teammate Award ... **2008-09:** Averaged 8.8 points, 5.7 rebounds and 2.0 blocks in 34 games (33 starts) ... Led the team in blocked shots with 68, 6th-most in a single season at WKU ... Led the Sun Belt by shooting 63.4% (123-194 FGs) from the field ... Four double doubles ... Set career-highs for points (22) and rebounds (12) in a win at Arkansas State (2/2/09), going 10-12 from the field ... Helped Hilltoppers to the Sun Belt Tournament title and a 76-72 upset of 5th-seeded Illinois in the first round of the NCAA Tournament ... Blocked a season-high-tying five shots against 10th-seeded Gonzaga in an 81-83 Second Round loss ... **2007-08:** Averaged 5.9 points, 5.2 rebounds and 1.5 blocks in 34 games (33 starts) ... Led team and ranked third in league with 51 blocked shots ... Shot 62.5% from the field ... Named Most Valuable Player of the Sun Belt Conference Tournament after averaging 13.0 points and 7.3 rebounds while shooting 78.9% (15-19 FGs) from the floor ... **2006-07:** Appeared in 32 games (30 starts), averaging 7.0 points, team-high 5.7 rebounds and 1.4 blocks.

PERSONAL

Born Oct. 24, 1987 ... Married to Korrie ... son of Gwyn ... Has one younger brother, Justin ... First-ever Jazz draft selection from Western Kentucky and the 43rd NBA player ever drafted out of WKU ... First WKU player drafted since Courtney Lee (by ORL, 22nd overall pick in 2008 NBA Draft) ... An accomplished artist, he had a sketch of CBS analyst Dan Bonner showcased on national television broadcast of the Hilltoppers' second round battle with Gonzaga during the 2009 NCAA Tournament ... Some of his art was also displayed throughout the WKU athletic offices ... Also jumped over a self-portrait in 2013 NBA Slam Dunk contest ... Majored in interdisciplinary studies with a concentration in art ... Lettered three years for Crossett High School, leading the Eagles to the state tournament each of his last two seasons ... Averaged 25.6 points, 11.0 rebounds and 4.0 blocks per game his senior year while earning All-State and All-Conference accolades.

STATISTICS

REGULAR SEASON

YR	G-GS	MIN	FGM-FGA	PCT	3-POINT			FTM-FTA	PCT	OR	DR	TR	AVG	AST	PF-DQ	ST	TO	BKS	PTS	AVG
					FGM-FGA	PCT	FTM-FTA													
2010-11 UTA	49-3	463	76-115	.661	0-1	.000	26-37	.703	36	61	97	2.0	24	50-0	17	19	17	178	3.6	
2011-12 UTA	29-0	217	27-42	.643	0-1	.000	8-16	.500	19	31	50	1.7	13	23-0	6	5	24	62	2.1	
2012-13 UTA	37-0	215	27-44	.614	0-1	.000	21-33	.636	26	32	58	1.6	11	30-0	8	8	13	75	2.0	
2013-14 UTA	66-4	1209	175-332	.527	0-2	.000	51-75	.680	120	190	310	4.7	44	139-2	42	40	46	401	6.1	
2014-15 UTA	38-0	266	32-58	.552	2-5	.400	24-29	.828	26	45	71	1.9	13	29-0	11	5	12	90	2.4	
2015-16 DAL	30-2	251	26-48	.542	4-16	.250	15-21	.714	11	43	54	1.8	2	19-0	6	7	9	71	2.4	
NBA (6)	249-9	2621	363-639	.568	6-26	.231	145-211	.687	238	402	640	2.6	107	290-2	90	84	121	877	3.5	

PLAYOFFS

YR	G-GS	MIN	FGM-FGA	PCT	3-POINT			FTM-FTA	PCT	OR	DR	TR	AVG	AST	PF-DQ	ST	TO	BKS	PTS	AVG
					FGM-FGA	PCT	FTM-FTA													
2011-12 UTA	2-0	7	0-1	.000	0-0	---	1-1	1.000	0	3	3	1.5	1	1-0	1	0	0	2	1.0	
2015-16 DAL	0-0						INACTIVE - RIGHT SHOULDER SURGERY													
NBA (2)	2-0	7	0-1	.000	0-0	---	1-1	1.000	0	3	3	1.5	1	1-0	1	0	0	2	1.0	

#22 JEREMY EVANS

CAREER HIGHS

REGULAR SEASON

MIN:	38, vs. POR, 12/9/13 at MIN, 4/16/14
FGM:	8, at MIN, 4/16/14
FGA:	13, at MIN, 4/16/14
3-pt FGM:	1, Six times Last: vs. PHI, 2/21/16
3-pt FGA:	5, at OKC, 1/13/16
FTM:	6, Three times Last: at POR, 4/11/15
FTA:	12, vs. SAC, 1/27/14
OR:	7, at POR, 12/6/13 vs. SAC, 1/27/14
DR:	9, vs. BRK, 2/19/14
TR:	13, vs. BRK, 2/19/14
AST:	5, vs. DET, 3/11/13
ST:	3, Four times Last: at MIN, 4/16/14
TO:	4, Three times Last: at MIN, 4/16/14
BKS:	4, vs. BOS, 4/24/14
PTS:	18, at MIN, 4/16/14

PLAYOFFS

MIN:	6, at SA, 5/2/12
FGM:	0
FGA:	1, at SA, 5/2/12
3-pt FGM:	N/A
3-pt FGA:	N/A
FTM:	2, at SA, 5/2/12
FTA:	2, at SA, 5/2/12
OR:	0
DR:	3, at SA, 5/2/12
TR:	3, at SA, 5/2/12
AST:	1, at SA, 5/2/12
ST:	1, at SA, 5/2/12
TO:	0
BKS:	0
PTS:	2, at SA, 5/2/12

IN THE REGULAR SEASON, THE LAST TIME JEREMY...

....MISSED A GAME

due to injury: vs. San Antonio, 4/13/16
due to illness: vs. Houston, 12/2/13
due to Coach's Decision: vs. Indiana, 3/12/16

...SCORED 10+ POINTS

10, at Houston, 4/15/15

...RECORDED 10+ REBOUNDS

11, at Minnesota, 4/16/14

...RECORDED A DOUBLE-DOUBLE

18 points, 11 rebounds, at Minnesota, 4/16/14

...MADE A THREE-POINT FIELD GOAL

vs. Philadelphia, 2/21/16

...FOULED OUT

at Minnesota, 4/16/14

...RECEIVED A TECHNICAL FOUL

Never

REGULAR SEASON MISCELLANEOUS TOTALS

...GAMES WITH:

10+ points – 24
10+ rebounds – 8

...DOUBLE-DOUBLES – 4

...DISQUALIFICATIONS – 2

#13 PAUL GEORGE



POSITION: Forward

YEARS PRO: 6

HEIGHT: 6-9

WEIGHT: 230 lbs.

BIRTHDATE: 5/2/90 in Sun Valley, California

HIGH SCHOOL: Pete Knight (Palmdale, California)

COLLEGE: Fresno State

DRAFTED: By Indiana, First Round, 2010 (10th overall)

FOLLOW PAUL ON TWITTER: @Yg_Trece

AWARDS AND RECOGNITION

2015-16: All-NBA Third Team selection ... NBA All-Defensive Second Team ... Started for the Eastern Conference in the 2016 NBA All-Star Game ... Eastern Conference Player of the Month (November, 2015) ... Eastern Conference Player of the Week (Nov. 23-30, 2015) ... **2013-14:** ... All-NBA Third Team ... NBA All-Defensive First Team ... Started at forward for the Eastern Conference in the 2014 NBA All-Star Game ... Eastern Conference Player of the Month (Nov. 2013) ... Two-time Eastern Conference Player of the Week (Jan. 12-19 and Nov. 3-10) ... Participated in the 2014 Sprite Slam Dunk Contest ... **2012-13** NBA Most Improved Player ... All-NBA Third Team ... NBA All-Defensive Second Team ... 2013 Eastern Conference All-Star ... Eastern Conference Player of the Week (Dec. 9-16) ... Participated in the 2013 Foot Locker Three-Point Contest ... **2011-12** ... Participated in the BBVA Rising Stars Challenge as a sophomore and Sprite Slam Dunk Contest during NBA All-Star Weekend ... 2010-11 ... NBA All-Rookie Second Team

2015-16

After appearing in only six games during the 2014-15 season, George returned to the court to start 81 games while averaging 23.1 points, 7.0 rebounds, 4.1 assists and 1.9 steals in 33.1 minutes per game ... Shot 41.8 percent from the field, 37.1 percent from three-point range and 86.0 percent from the free throw line ... Among qualified league leaders, he finished 10th in the NBA in scoring, 45th in rebounding, 40th in assists, 8th in steals and 21st in minutes per game ... His 1,874 points scored marked the third-highest individual scoring total in Pacers NBA franchise history while his average of 23.1 points per game ranks fifth ... Made a career-high 210 three-point field goals during the regular season, 6th in the NBA and second in franchise history behind Reggie Miller's total of 229 set during the 1996-97 season ... Attempted more three-pointers (566) than any player in NBA franchise history ... Made 454 free throws (6th in the NBA, 4th in franchise history) on 528 attempts (9th in the NBA, 5th in franchise history) while shooting 86.0 percent from the foul line (21st in the NBA) ... Recorded a career-high 152 steals as he paired with Monta Ellis (150) to become the first Pacers duo since since Dudley Bradley (211) and Mickey Johnson (153) during the 1979-80 season to each record 150 or more steals in a season ... Scored in double figures in 78 games, including new career highs with 51 games of 20 or more points and 21 games with 30 or more ... Recorded a team-high 15 double-doubles, tied for 42nd in the NBA during the regular season ... Became the first Pacers player in NBA franchise history to score 40 or more points three times in one season, and the first player since Chuck Person in 1988-89 to score 45 or more points twice ... In the win at Washington, 11/24, he scored 40 points and teamed with C.J. Miles (32) to become the first Pacers' duo since the 1977-78 season to post 40+/30+ scoring totals in the same game. Miles (8) and George (7) also became the fifth pair of teammates in NBA history to make at least seven three-pointers in the same game ... Set a new career high with 48 points while shooting 15-27 from the field, 8-11 from three-point range and 10-13 from the free throw line at Utah, 12/5...Finished with 45 points on 14-29 shooting from the field and 13-15 from the foul line against Oklahoma City, 3/19 ... Scored 20 points and set a new career high with seven steals at Houston, 1/10 ... Named Eastern Conference Player of the Month for November after averaging 27.2 points, 8.1 rebounds and 4.4 assists per game through the opening month of the season ... Earned his fourth-career Eastern Conference Player of the Week honor after averaging 37.3 points, 6.7 rebounds and 2.3 assists per game from Nov. 24-29. He finished 30 or more points in three straight games for the first time in his career while shooting 54.7 percent from the field, 57.1 percent from three-point range and 86.7 percent from the free throw line during that span ... Made his third-career All-Star Game appearance in February after being voted as a starter for the second time in his career ... Set



**PAUL
GEORGE**

13

#13 PAUL GEORGE

an NBA All-Star Game record with nine three-point field goals and led all scorers with 41 points – one point shy of Wilt Chamberlain's record of 42 points set during the 1962 NBA All-Star Game ... Passed the 5,000-point barrier in the win over Miami, 12/11 ... Grabbed the 3,000th rebound of his career against Milwaukee, 12/31...Recorded the 1,000th assist of his career at Denver, 1/17 ... Scored his 6,000th point in the win over Boston, 3/15 ... Recorded one DNP-CD, during the regular season finale at Milwaukee, 4/13.

PRO

Now the longest-tenured player on Indiana's roster, George has appeared in 373 career games (325 starts) with the Pacers over six seasons (2010-16) ... He holds career averages of 16.9 points, 6.2 rebounds, 3.1 assists and 1.7 steals per game ... Has shot 42.5 percent from the field, 36.4 percent from three-point range and 83.8 percent from the free throw line over his career ... Has recorded 52 career double-doubles, including two regular season triple-doubles ... George recorded a career-high 23 double-doubles during the 2012-13 season ... **2014-15:** Appeared in the final six games of the regular season, averaging 8.8 points, 3.7 rebounds and 1.0 assists in 15.2 minutes per game... Shot 36.7 percent from the field, 40.9 percent from three-point range and 72.7 percent from the foul line... Scored in double figures in four of his six appearances ... Placed on the inactive list for the first 76 games of the regular season while rehabilitating a broken right leg ... Made his season debut on April 5 as he finished with a season-high 13 points on 5-for-12 shooting and 3-for-6 from three-point range to go with two rebounds, two assists and two steals in 15 minutes off the bench in the win over Miami ... **2013-14:** Finished 9th in the NBA and fifth in Pacers' NBA-franchise history with a career high 1,737 points during the regular season (21.7 points per game) ... Led the team and ranked fourth in the league with a career-high 151 steals in the regular season ... Set new career-highs in free throws made (401), free throw attempts (464), and free throw percentage, finishing 9th in the NBA at 86.4 percent ... Tied Danny Granger's 2008-09 mark for third in franchise history with 182 three-point field goals during the regular season ... His career-high 500 three-point attempts ranked second behind Reggie Miller (536, 1996-97) in club history ... Averaged 6.8 rebounds per game with 13 games with 10 or more boards ... Registered 50 games with 20 or more points – most in his career – including 11 games with 30 or more ... The Pacers posted a 38-12 record when George scored 20+ points and an 8-3 mark when he reached 30 or more ... Led the team in scoring in 49 games, rebounding 23 times and assists in 14 games ... Became the first Pacer since Jermaine O'Neal (December, 2003) to earn Eastern Conference Player of the Month recognition in November after averaging 23.6 points, 6.1 rebounds, 3.3 assists and 2.1 steals per game in the opening month of the season ... Earned Player of the Week honors twice during the regular season, becoming the second player in franchise history to receive the honor twice in one season (Ron Artest, 2003-04). He averaged 25.1 points, 7.9 rebounds and 4.0 assists per game in the week of Nov. 10. Also led the team to a 3-0 mark while averaging 23.2 points and shooting 61.9 percent from three-point range (13-for-21) in the week of Jan. 19 ... Selected to his second consecutive Eastern Conference All-Star team and became the third player in team history to be voted as a starter in an NBA All-Star Game joining Reggie Miller (1995) and Jermaine O'Neal (2003, 2004, 2006) ... finished with 18 points, five rebounds, five assists and two steals in the East's 163-155 win in New Orleans on Feb. 16 ... Participated in the 2014 Sprite Slam Dunk Contest as he paired with Toronto's Terrence Ross and Washington's John Wall to help the Eastern Conference win the title in the new team-formatted contest ... Scored a career-high 43 points at Portland, 12/2. Also set new career-highs by shooting 16-for-30 from the field and hit seven of his career-high 15 three-point attempts ... His 15 three-point field goal attempts came one shy of the franchise record for most in one game held by Reggie Miller (at Milwaukee, 4/18/93) ... Recorded his second-career regular season triple-double with 10 points, 12 rebounds and a season-high 10 assists against Chicago, 3/21 ... Finished with 13 games with 10 or more rebounds and 12 double-doubles during the regular season ... Set new career-highs with 15 free throws on 16 attempts in a 24-point outing against the 76ers, 3/17 ... Played a career-high 49 minutes as he scored 35 points in the team's overtime win at New York, 11/20 ... Tied a career-high with six steals against Atlanta, 4/6 ... Did not play in the game at Milwaukee, 4/9 – his first DNP-CD since his rookie season (12/28/10 at Boston) – while also sitting out the regular season finale at Orlando by coach's decision ... **2012-13:** The NBA's KIA Most Improved Player for the 2012-13 season, he was the only player in the NBA to average at least 17.0 points, 7.5 rebounds, 4.0 assists and 1.75 steals per game ... Earned All-NBA Third Team and NBA All-Defensive Second Team honors ... Made his first NBA All-Star appearance ... In addition to his 17 points, four assists, three rebounds and two steals for the East, he also participated in the Foot Locker 3-pt Contest on All-Star Saturday night ... Finished 10th in the NBA with 170 3-pt FG and second in the Eastern Conference behind Atlanta's Kyle Korver (189) ... Posted a team-high 23 double-doubles, including his first career triple-double vs. Charlotte, 2/13 (23 points, 12 rebounds and a career-high 12 assists.) ... Including three 30-point games, he tallied 20 or more points 34 times ... The first Indiana player to be named the NBA Eastern Conference Player of the Week since Danny Granger in 2007-08, he led the Pacers to a 3-0 record in the week ending Dec. 16 with averages of 23.3 ppg, 7.0 rpg, 4.3 apg and 1.7 spg ... Scored a season-best 37 points, including a franchise record

#13 PAUL GEORGE

nine 3-pt FG, in an overtime victory over New Orleans, 11/22/13 ... Second on the team with an average of 7.6 rebounds per game, his 23 games with 10 or more boards featured a career-best 17 in the Pacers' double-overtime win over Sacramento, 11/3 ... His team-high 143 steals included a career high six on two separate occasions: vs. New York, 1/10, and at Brooklyn, 1/13 ... Was not with the team for its game vs. Charlotte, 1/12, due to a case of the flu and he did not dress against Philadelphia, 4/17, due to an abdominal strain ... **2011-12:** Finished with averages of 12.1 points, 5.6 rebounds, 2.4 assists and 1.6 steals per game ... Shot .440 from the field, .385 from three-point range and .802 from the free throw line ... Scored in double-figures in 43 games, and 20 or more eight times ... His 108 steals ranked sixth in the league ... Ranked 14th in the NBA with a steals-to-turnover ratio of 0.923-to-1 ... Shot 7-for-11 from beyond the 3-pt line on his way to a season-best 30 points at Dallas, 2/3/12 ... his 30-point game against the Mavs was one of his eight outings with 20+ points ... Recorded a season-high 16 rebounds, including 13 defensive boards, in the Pacers' win over Oklahoma City, 4/6 ... Scored the 1,000th point of his NBA career against the Knicks, 3/17 ... **2010-11:** Averaged 7.8 points, 3.7 rebounds and 1.1 steals per game to earn NBA All-Rookie Second Team recognition ... After making appearances in just eight of the season's first 29 games, and being on the Pacers' inactive list for 15 straight (11/28 to 12/28), he played in every one of the team's remaining 53 games and started the final 19 ... In his 19 starts, he shot better than 34 percent from 3-pt range (13-38), as opposed to 28 percent (28-100) as a reserve ... Scored a season-high 23 points on 9-15 FG and 5-6 3-pt FG to go with six rebounds and four assists vs. Washington, 4/6 ... Was 7-11 from beyond the arc in the final six games ... Shot 76.2 percent (77-101) from the foul line in 2011-12 and ranked eighth among NBA rookies with 50 or more games ... Grabbed at least five boards 19 times with a season-high 10 vs. Philadelphia, 3/8.

PLAYOFFS

Has helped Indiana make the playoffs in five of the last six seasons and has started all 61 of Indiana's playoff games over that span ... Has averaged 18.4 points, 7.2 rebounds, 3.8 assists and 1.7 steals per game in his playoff career ... Owns postseason shooting percentages of .427 from the field, .358 from three-point range and .798 from the free throw line ... Has recorded 17 playoff double-doubles, including one triple-double with 23 points, 11 rebounds and 12 assists vs. Atlanta, 4/21/13 ... **2015-16:** Started all seven games in Indiana's First Round series against the Raptors ... Led all NBA players through the First Round in scoring with an average of 27.3 points per game to go with 7.6 rebounds, 4.3 assists and 2.0 steals per game ... Shot 42.7 percent from the field, 41.9 percent from three-point range ... Set Indiana franchise records for a seven-game playoff series with 61 free throws, 64 free throw attempts, a .953 free throw percentage and 191 points scored ... George made and attempted at least 10 free throws in four of the team's seven games ... Finished with 20 or more points in six games with two games of 30 or more ... Tied his playoff career high with 39 points as he shot 11-for-19 from the field, 5-for-11 from three-point range and 12-for-12 from the free throw line ... Recorded three double-doubles during the series ... **2013-14:** Started all 19 games in the Pacers' run to the Eastern Conference Finals...Averaged 22.6 points, 7.6 rebounds, 3.8 assists and 2.2 steals per game ... Scored in double-figures in every game with 12 games of 20 or more and three games with 30 or more ... Recorded a double-double in six of the seven games in the First Round series against the Hawks, including one in each of the first five games... Tied a playoff career-high with 14 rebounds to go with 12 points in Game 3 at Atlanta, 4/24...Averaged 23.9 points, 10.7 rebounds, 4.6 assists and 2.4 steals per game in seven games against Atlanta ... Set franchise records for a seven-game playoff series with 68 defensive rebounds, 75 total rebounds, 17 steals and 284 minutes played (40.6 mpg) ...Tied a franchise playoff record with seven three-point field goals as he scored a career-high 39 points in a Game 4 road victory at Washington, 5/11... Set a postseason franchise record with 28 field goal attempts as he scored 37 points, including 21 in the fourth quarter (most in any period in his career) in Indiana's Game 5 win over Miami, 5/28...Set Indiana playoff records for a six-game series with 19 three-point field goals on 50 attempts against the Heat in the Eastern Conference Finals ... **2012-13:** Started all 19 playoff games as the Pacers reached the Eastern Conference Finals... Averaged 19.2 points, 7.4 rebounds, 5.1 assists, and 1.3 steals per game while shooting 43.0 percent from the field... Scored in double figures in 17 of the 19 games with 11 games of 20 or more... Posted five double-doubles, including his first career playoff triple double in Game 1 vs. Atlanta, 4/21, with 23 points, 11 rebounds, and a postseason career-high 12 assists...Scored 18 points and set a postseason career-high with 14 rebounds in the Game 4 win vs. New York, 5/14... Averaged 19.4 points per game and shot 44.1 percent from three-point range in the Eastern Conference Finals against Miami... Posted his highest scoring game of the postseason with 28 points on 11-for-19 shooting in the Game 6 win over the Heat, 6/1 ... **2011-12:** Started all 11 games as the Pacers reached the Eastern Conference Semifinals, averaging 9.7 points, 6.6 rebounds and 2.4 assists per game while shooting 38.9 percent from the field and 78.6 percent from the free throw line... Scored in double-figures in six games with a high of 17 points in Game 2 vs. Orlando, 4/30... Recorded two double-doubles, including the first of his playoff career with 10 points and 11 rebounds in the Game 2 win at Miami, 5/15... Among players that made at least 10 appearances in the 2012 postseason, he

#13 PAUL GEORGE

ranked sixth in the NBA with 1.64 steals per game ... **2010-11:** Started all five games of the Pacers' First Round series with Chicago, averaging 6.0 points, 5.0 rebounds and 2.0 blocks in 26.4 minutes per game... Recorded his best scoring output with nine points on 4-for-7 shooting in Indiana's only win in the series in Game 4, 4/23...Pulled down a team-high 12 rebounds in Game 3, 4/21...Led the team with 10 blocked shots in the series, including a career-high four blocks in Game 2 at Chicago, 4/18.

INTERNATIONAL

2016: In his first game action in international play, George helped the United States Men's National Team earn the gold medal at the 2016 Olympic Games in Rio de Janeiro, Brazil ... Appeared in all eight games and made two starts during the Olympics while finishing fourth on the team in scoring with 11.3 points per game to go with 4.5 rebounds and 1.9 assists per game ... Led the United States with 12 steals ... Shot 45.0 percent from the field, 28.0 percent from three-point range and 85.0 percent from the free throw line.

COLLEGE

2009-10: Averaged 16.8 points, 7.2 rebounds, 3.0 assists and 2.2 steals per game while shooting 42.4 percent (154-363) from the field and 35.3 percent (122-308) from 3-pt range ... Completed the best single-season free throw percentage in program history, hitting 120-132 FT (.909) ... he scored a career-high 30 points and converted all nine free throw attempts in an 83-64 victory over New Mexico State, 2/11 ... Dished out a career-high seven assists with only one turnover in a 79-68 win over CSU-Bakersfield, 2/23...Drained a career-high 15 free throws on 17 attempts on the road at Nevada, 2/17... Finished second in the WAC in free throw percentage (.909) and steals (64) ... Fourth in the WAC in defensive rebounds (5.3), sixth in points per game (16.8), tenth in minutes played (962), 11th in rebounds (210), 12th in 3-pt FG made (59) ... **2008-09:** Ranked as one of the top 15 freshmen scorers in the NCAA and was one of only two Bulldogs to start all 34 games ... Averaged 14.3 points, a team-high 6.2 rebounds, 2.0 assists and a team-high 1.7 steals per game while shooting 47 percent from the field ... Recorded the third-best season 3-pt field goal percentage (.446) in Bulldog history ... Led the team with six double-doubles...on the season, he led the WAC in minutes played (1176) and finished second in the conference in 3-pt shooting (.447), steals (59) and steals per game (1.74) while ranking fifth in defensive rebounds (149) and 3-pt FG made (63) ... Was seventh in rebounds (212), nine in points per game (14.3), and 10th in blocked shots (34) ... Scored a season-high 29 points, the fifth highest scoring WAC performance in a conference game ...in WAC contests, he averaged 14.3 points and 6.4 rebounds per games while shooting 42 percent from the field.

PERSONAL

The son of Paul and Paulette George, he has two older sisters - Teiosha, who played basketball at Pepperdine, and Portala, who played volleyball at CSU-San Bernardino ... He enjoys listening to music, fishing, playing video games, hanging out with friends, and bowling ... While at Fresno State, he was a participant and volunteer for "Read to Achieve" ... Spokesperson for the American Heart Association ... Sponsors his own player section at Bankers Life Fieldhouse ... He most admires his mom because of her strength ... During his senior season at Pete Knight H.S., he averaged 25 points, 12 rebounds, three assists, and three steals per game ... He was named Golden League Most Valuable Player, Antelope Valley Press Player of the Year, and a member of the Daily News 2007-08 All-Area Boys' basketball team ... He also participated in the Battle of the Valley All-Star Game.

STATISTICS

3-POINT

YR	G-GS	MIN	FGM-FGA	PCT	FGM-FGA	PCT	FTM-FTA	PCT	OR	DR	TR	AVG	AST	PF-DD	ST	TO	BKS	PTS	AVG
2010-11 IND	61-19	1265	179-395	.453	41-138	.297	77-101	.762	37	187	224	3.7	65	127-0	62	70	26	476	7.8
2011-12 IND	66-66	1968	281-639	.440	90-234	.385	146-182	.802	56	314	370	5.6	158	191-1	108	117	38	798	12.1
2012-13 IND	79-79	2972	493-1176	.419	170-469	.362	221-274	.807	88	515	603	7.6	327	227-1	143	233	51	1377	17.4
2013-14 IND	80-80	2898	577-1362	.424	182-500	.364	401-464	.864	64	478	542	6.8	283	198-0	151	224	22	1737	21.7
2014-15 IND	6-0	91	18-49	.367	9-22	.409	8-11	.727	4	18	22	3.7	6	11-0	5	12	1	53	8.8
2015-16 IND	81-81	2819	605-1449	.418	210-566	.371	454-528	.860	79	484	563	7.0	329	230-3	152	265	29	1874	23.3
NBA (6)	373-325	12013	2153-5070	.425	702-1929	.364	1307-1560	.838	328	1996	2324	6.2	329	984-3	621	921	167	6313	16.9

3-POINT

YR	G-GS	MIN	FGM-FGA	PCT	FGM-FGA	PCT	FTM-FTA	PCT	OR	DR	TR	AVG	AST	PF-FD	ST	T	BKS	PTS	AVG
2010-11 IND	5-5	133	10-33	.303	3-13	.231	7-8	.875	5	20	25	5.0	5	11-0	7	7	10	30	6.0
2011-12 IND	11-11	371	37-95	.389	11-41	.268	22-28	.786	15	58	73	6.6	26	32-1	18	21	4	107	9.7
2012-13 IND	19-19	780	119-277	.430	34-104	.327	93-128	.726	16	125	141	7.4	96	72-2	25	75	9	385	19.2
2013-14 IND	19-19	781	138-315	.438	52-129	.403	101-128	.789	13	132	145	7.6	73	56-0	41	49	7	429	22.6
2015-16 IND	7-7	275	56-123	.455	18-43	.419	61-64	.953	9	44	53	7.6	30	24-0	14	23	5	191	27.3
NBA (5-16)	61-61	2340	360-843	.427	118-330	.358	284-356	.798	58	379	437	7.2	230	195-3	105	175	35	1122	18.3

REGULAR SEASON

MIN:..... 49, at NYK, 11/20/13
FGM:..... 16, at POR, 12/2/13
FGA:..... 30, at POR, 12/2/13
3-pt FGM:..... 9, vs. NOH, 11/21/12
3-pt FGA:..... 15, at POR, 12/2/13
FTM:..... 15, vs. PHI, 3/17/14
FTA:..... 17, at LAL, 11/29/15
OR:..... 4, Six times
 Last: at BKN, 1/13/13
DR:..... 16, vs. SAC, 11/3/12
TR:..... 17, vs. SAC, 11/3/12
AST:..... 12, vs. CHA, 2/13/13
ST:..... 7, at HOU, 1/10/16
TO:..... 7, Six times
 Last: at MIL, 3/2/16
BKS:..... 4, at MEM, 3/19/11
 vs. SAC, 11/3/12
 vs. UTA, 12/19/12
PTS:..... 48, at UTA, 12/5/15

MIN:	47, at MIA, 5/22/13
FGM:	15, vs. MIA, 5/28/14
FGA:	28, vs. MIA, 5/28/14
3-pt FGM:	7, at WAS, 5/11/14
3-pt FGA:	14, vs. MIA, 5/28/14
FTM:	17, vs. ATL, 4/21/13
FTA:	18, vs. ATL, 4/21/13
OR:	4, Three times Last: vs. ATL, 4/19/14
DR:	13, at ATL, 4/24/14
TR:	14, vs. NYK, 5/14/13 at ATL, 4/24/14
AST:	12, vs. ATL, 4/21/13
ST:	6, vs. ATL, 4/28/14
TO:	7, at NYK, 5/7/13 at TOR, 5/1/16
BKS:	4, at CHI, 4/18/11
PTS:	39, at WAS, 5/11/14 at TOR, 4/26/16

#13 PAUL GEORGE

IN THE REGULAR SEASON, THE LAST TIME PAUL...

.....MISSED A GAME

due to injury: vs. Charlotte, 4/3/15
 due to Coach's Decision: at Milwaukee,
 4/13/16

...FOULED OUT

vs. Milwaukee, 12/31/15

...SCORED 40+ POINTS

45, vs. Oklahoma City, 3/19/16

...SCORED 30+ POINTS

45, vs. Oklahoma City, 3/19/16

...RECORDED A TRIPLE-DOUBLE

10 points, 12 rebounds, 10 assists, vs.
 Chicago, 3/21/14

...RECORDED A DOUBLE-DOUBLE

25 points, 11 rebounds, vs. Houston, 3/27/16

REGULAR SEASON MISCELLANEOUS TOTALS

...GAMES WITH:

40+ points – 4
 30+ points – 36
 20+ points – 144
 15+ rebounds – 2
 10+ rebounds – 55
 10+ assists – 5
 30+ points, 10+ rebounds – 8
 20+ points, 10+ rebounds – 33
 20+ points, 10+ assists – 3

...TRIPLE-DOUBLES – 2

...DOUBLE-DOUBLES – 52

...TECHNICAL FOULS – 20

...DISQUALIFICATIONS – 3

#7 AL JEFFERSON



POSITION: Center

YRS PRO: 12

HEIGHT: 6-10

WEIGHT: 289 lbs.

BIRTHDATE: 1/4/85 in Monticello, Mississippi

HIGH SCHOOL: Prentiss (Prentiss, Mississippi)

DRAFTED: By Boston, First Round, 2004 (15th overall)

ACQUIRED: Signed as a free agent, 7/9/16

AWARDS AND RECOGNITION

2013-14: All-NBA Third Team ... Named Eastern Conference Player of the Month twice (March, April) ... Two-time Eastern Conference Player of the Week (March 10-17; March 31-April 7) ... **2012-13:** Western Conference Player of the Week (March 24-31) ... **2011-12:** Western Conference Player of the Week (April 15-22) ... **2008-09:** Western Conference Player of the Week (Dec. 29-Jan. 4) ... **2007-08:** Western Conference Player of the Week (Jan. 20-27) ... **2006-07:** Eastern Conference Player of the Week (Feb. 26-March 4) ... **2004-05:** NBA All-Rookie Second Team.

2015-16

Played in 47 games and made 18 starts for the Hornets, averaging 13.0 points and 6.4 rebounds in 23.3 minutes per game ... Finished the season shooting 48.5 percent from the field and 64.9 percent from the free throw line ... Scored in double figures 29 times with seven games with 20 or more points ... Grabbed 10 or more rebounds eight times while recording seven double-doubles ... Finished with a season-high 31 points on 15-for-18 shooting to go with nine rebounds in a road win at Dallas, 11/5 ... Pulled down a season-high 11 rebounds four times ... Missed a career-high 35 games during the regular season due to injury and suspension ... Missed six games (Dec. 2-12) with a left calf strain ... Missed five games (Dec. 16-23) while serving an NBA suspension ... Missed one game (Dec. 30) with soreness in his right knee ... Missed 22 games (Jan. 1-Feb. 10) while recovering from right knee surgery ... Missed one game (April 3) due to a right quad contusion.

PRO

A 12-year NBA veteran with Boston (2004-07), Minnesota (2007-10), Utah (2010-13) and Charlotte (2013-16), Jefferson has averaged 16.7 points, 8.9 rebounds, 1.5 assists and 1.3 blocks per game in 813 career games and 649 starts ... Jefferson holds career shooting percentages of .498 from the field and .707 from the free throw line ... Has recorded 342 career double-doubles with a high of 55 during the 2007-08 season with Minnesota ... Initially selected by the Celtics with the 15th overall pick in the 2004 NBA Draft ... Traded by the Celtics with Ryan Gomes, Gerald Green, Theo Ratliff, Sebastian Telfair and two first-round draft picks to the Timberwolves on July 31, 2007, in exchange for Kevin Garnett ... Traded by the Timberwolves to the Utah Jazz on July 13, 2010, in exchange for Kosta Koufos and two first-round draft picks ... Signed as a free agent with Charlotte on July 10, 2013 ... Signed as a free agent by the Indiana Pacers on July 9, 2016 ... **2014-15:** Appeared in 65 games (61 starts) for Charlotte, with averages of 16.6 points, 8.4 rebounds, 1.7 assists and 1.3 blocks in 30.6 minutes ... Ranked 19th in the NBA in rebounding, tied for 22nd in blocks, ranked 33rd in field-goal percentage (.481) and tied for 33rd in scoring ... Scored in double figures 53 times, including 23 games of 20 points or more and three games with at least 30 points ... Grabbed double-figure rebounds 24 times ... Recorded 22 double-doubles ... Tallied 14 games with at least 20 points and 10 rebounds ... Scored a season-high 34 points on Nov. 7 against Atlanta ... Grabbed a season-high 17 rebounds on Feb. 22 at Dallas ... Blocked a career-high-tying seven shots on Jan. 24 against New York ... Led or tied for the team lead in scoring 24 times, in rebounding 27 times, in blocks 27 times and in steals 13 times ... Missed 17 games due to injury ... **2013-14:** Appeared in 73 games (73 starts) for Charlotte, with averages of 21.8 points, 10.8 rebounds, 2.1 assists and 1.1 blocks in 35.0 minutes ... Named Third Team All-NBA ... Named Eastern Conference Player of the Month in both March and April, earning Player of the Month honors for the first two times in his career ... Also named Eastern Conference Player of the Week for the weeks ending March 16 and April 6 ... The only player in the Eastern Conference and one of only five players in the NBA to average over 20.0 points and 10.0 rebounds on the season ... Ranked eighth in the NBA in rebounding,



THE PLAYERS



AL
JEFFERSON

7

#7 AL JEFFERSON

11th in scoring, 23rd in field goal percentage, 29th in blocks and tied for 30th in minutes played ... Scored in double figures 69 times, including 45 games of 20 points or more and 13 games with at least 30 points ... Grabbed double-figure rebounds 42 times ... Recorded 42 double-doubles ... Tallied 29 games with at least 20 points and 10 rebounds ... Posted streaks of 11 straight 20-point games (Jan. 11-31), seven straight games with at least 20 points and 10 rebounds (April 2-14), three straight 30-point games (Jan. 25-31) and nine straight games as the team's outright leading scorer (Feb. 28-March 14) ... Scored a career-high-tying 40 points on 18 field goals and grabbed 18 rebounds on Jan. 31 at the Lakers, recording the first game in Charlotte NBA history with at least 40 points and 15 rebounds ... Had three games with at least 35 points and 15 rebounds on the season ... Scored 24 points and grabbed a season-high 23 rebounds on Dec. 28 at Atlanta, recording the seventh 20-20 game of his career ... Led or tied for the team lead in scoring 41 times, in rebounding 61 times, in blocks 29 times and in steals 19 times ... **2012-13:** Appeared in 78 games (all starts) for the Jazz, averaging 17.8 points, 9.2 rebounds, 2.1 assists and 1.1 blocks in 33.1 minutes ... Ranked eighth in the NBA in field goals (611), eighth in defensive rebounds (564) and ninth in double-doubles (37) ... Scored in double figures 73 times, including 31 games with 20 points or more and four games with 30 points or more... Grabbed double-figure rebounds 39 times ... Scored a career-high-tying 40 points, grabbed 13 rebounds and handed out a season-high six assists on April 12 against Minnesota, becoming the first Jazz player with at least 40 points, 10 rebounds and five assists in a game since Karl Malone on April 19, 1995 ... Named Western Conference Player of the Week for the week ending March 31 after averaging 19.8 points, 8.3 rebounds, 2.3 steals and 1.5 blocks and leading the Jazz to a 4-0 record ... Scored 32 points and grabbed 13 rebounds on Feb. 8 against Chicago ... Scored 31 points and grabbed 15 rebounds on Dec. 5 against Orlando ... Scored 24 points and had a season-high 17 rebounds on Nov. 12 at Toronto ... **2011-12:** Appeared in 61 games (all starts) for the Jazz, averaging 19.2 points, 9.6 rebounds, 2.2 assists and 1.7 blocks in 34.0 minutes ... Ranked sixth in the NBA in field goals (516), ninth in field goal attempts (1048) and 10th in defensive rebounds (452) ... Scored in double figures 59 times, including 27 games with 20 points or more and five games with 30 points or more ... Grabbed double-figure rebounds 32 times... Tallied 31 double-doubles ... Led the Jazz in minutes played, scoring, rebounds, blocks and double-doubles ... Named Western Conference Player of the Week for the week ending April 22 after averaging 20.0 points, a league-high 15.3 rebounds, 2.3 assists and 2.0 blocks while leading the Jazz to a perfect 3-0 record ... Scored a season-high 34 points and grabbed 12 rebounds on Feb. 17 against Washington ... Scored 28 points and grabbed a career-high-tying 26 rebounds on April 16 against Dallas ... Scored 33 points and grabbed 12 rebounds on March 12 against Detroit ... Scored 25 points, grabbed 13 rebounds and handed out a career-high seven assists on March 5 at Cleveland ... **2010-11:** Appeared in all 82 games (all starts) for the Jazz, averaging 18.6 points, 9.7 rebounds, 1.9 blocks and 1.8 assists in 35.9 minutes ... Ranked fifth in the NBA in blocks (153), sixth in total rebounds (794), sixth in defensive rebounds (559), ninth in offensive rebounds (235) and 10th in minutes played (2940) ... The only Jazz player to appear in all 82 games ... Scored in double figures 74 times, including 37 games with 20 points or more and nine games with 30 points or more ... Grabbed double-figure rebounds 39 times ... Tallied 37 double-doubles ... Scored a season-high 36 points on March 7 at New York ... Scored 28 points and grabbed a season-high 19 rebounds on Feb. 28 against Boston ... Scored 17 points and grabbed a season-high-tying 19 rebounds on March 20 at Houston... Scored 33 points and grabbed 18 rebounds on March 12 at Chicago... Scored 23 points and blocked a career-high seven shots on Dec. 22 at Minnesota ... **2009-10:** Appeared in 76 games (all starts) for the Timberwolves, averaging 17.1 points, 9.3 rebounds, 1.8 assists and 1.3 blocks in 32.4 minutes ... Scored in double figures 71 times, including 28 games with 20 points or more and one game with 30 points or more ... Grabbed double-figure rebounds 37 times ... Tallied 35 double-doubles ... Scored a season-high 36 points and grabbed 14 rebounds on March 8 against Dallas ... Scored 26 points and grabbed a career-high and franchise-record 26 rebounds on Jan. 13 at Houston ... Scored 26 points and grabbed 14 rebounds on Jan. 6 against Golden State ... **2008-09:** Appeared in 50 games (all starts) for the Timberwolves, averaging 23.1 points, 11.0 rebounds, 1.7 blocks and 1.6 assists in 36.7 minutes ... Scored in double figures 48 times, including 37 games with 20 points or more and eight games with 30 points or more ... Grabbed double-figure rebounds 31 times ... Tallied 30 double-doubles ... Scored a season-high 39 points on Jan. 25 against Chicago ... Scored 38 points and grabbed 16 rebounds on Dec. 29 against Memphis ... Scored 36 points, grabbed a season-high 22 rebounds and tied a career high with four steals on Feb. 7 at Houston ... Named Western Conference Player of the Week for the week ending Jan. 4 ... Missed the final 32 games of the season after suffering a torn right ACL on Feb. 9 at New Orleans ... **2007-08:** Appeared in all 82 games (all starts) for the Timberwolves, averaging 21.0 points, 11.1 rebounds, 1.5 blocks and 1.4 assists in 35.6 minutes ... Ranked second in the NBA in offensive rebounds (308), third in double-doubles (55), fourth in total rebounds (911), fourth in field goals (721) and eighth in defensive rebounds (603) ... One of only four players in the NBA to average at least 20 points and 10 rebounds, joining Carlos Boozer, Dwight Howard and Antawn Jamison ... Scored in double figures 79 times, including 48 games with 20 points or more and 10 games with 30 points or more ... Grabbed double-

#7 AL JEFFERSON

figure rebounds 55 times, including three games with 20 rebounds or more ... Scored a career-high 40 points and grabbed 19 rebounds on Jan. 27 against New Jersey ... Also scored a career-high-tying 40 points and grabbed 10 rebounds on April 8 at Charlotte ... Became only the second Timberwolves player with multiple 40-point games in the same season ... Scored 32 points and grabbed 20 rebounds on Dec. 8 against Phoenix, becoming only the second Timberwolves player to tally at least 30 points and 20 rebounds in game, joining Kevin Garnett who did so eight times ... Scored 26 points and grabbed 20 rebounds on Jan. 30 against Chicago ... Scored 22 points and grabbed 20 rebounds on Dec. 17 at Miami ... Named Western Conference Player of the Week for the week ending Jan. 27 ... **2006-07:** Appeared in 69 games (60 starts) for the Celtics, averaging 16.0 points, 11.0 rebounds, 1.5 blocks and 1.3 assists in 33.6 minutes ... Scored in double figures 57 times, including 26 games with 20 points or more and two games with 30 points or more ... Grabbed double-figure rebounds 43 times, including one game with 20 rebounds or more ... Tallied 38 double-doubles ... Scored a season-high 32 points and grabbed 18 rebounds on March 3 at New Jersey ... Scored 31 points and grabbed 16 rebounds on March 9 against Seattle ... Scored 12 points and grabbed a season-high 22 rebounds on Jan. 13 at Detroit ... Named Eastern Conference Player of the Week for the week ending March 4 ... **2005-06:** Appeared in 59 games (seven starts) for the Celtics, averaging 7.9 points and 5.1 rebounds in 18.0 minutes ... Scored in double figures 21 times, including one game with 20 points or more ... Grabbed double-figure rebounds six times ... Recorded five double-doubles ... Posted season highs of 21 points and 12 boards on Dec. 10 at Dallas ... Scored 18 points and grabbed eight rebounds on Jan. 18 against Minnesota ... **2004-05:** Appeared in 71 games (one start) for the Celtics, averaging 6.7 points and 4.4 rebounds in 14.8 minutes ... Scored in double figures 17 times and grabbed double-figure rebounds four times ... Tallied three double-doubles ... Scored a season-high 19 points on April 15 at Miami ... Scored 17 points and grabbed 10 rebounds on Jan. 19 against Chicago ... Recorded first career double-double with 10 points and 11 rebounds on Jan. 5 against Golden State ... Saw action in seven playoff games, averaging 6.1 points, 6.4 rebounds and 1.1 blocks in 19.4 minutes.

PLAYOFFS

In four trips to the postseason, Jefferson has played in 21 career playoff games and made 12 starts ... Has averaged 12.6 points, 7.1 rebounds and 1.0 assists in 26.2 minutes per game during his playoff career ... Holds career shooting percentages of .494 from the field and .676 from the free throw line ... Has posted five career playoff double-doubles ... **2015-16:** Appeared in all seven games and started the final five games of Charlotte's First Round series against Miami ... Averaged 13.3 points and 6.1 rebounds in 24.0 minutes per game ... Shot 50.6 percent from the field and 69.2 percent from the free throw line ... Posted his best outing of the series with 25 points on 12-for-17 shooting to go with seven rebounds in Game 2 at Miami, 4/20 ... **2013-14:** Started three games in Charlotte's First Round series against Miami, averaging 18.7 points and 9.3 rebounds per game ... Shot 49.1 percent from the field and 80.0 percent from the free throw line ... Posted consecutive double-doubles in Games 1 and 2 to begin the series ... Scored 18 points and grabbed 10 rebounds in Game 1, 4/20 ... Finished with 18 points and 13 boards in Game 2, 4/23 ... Scored 20 points to go with five rebounds and three blocks in Game 3, 4/26 ... Sat out the final game of the series, 4/28, with a foot injury ... **2011-12:** Started all four games in Utah's First Round series against San Antonio while averaging 18.3 points, 8.5 rebounds and 2.5 assists per game ... Shot 52.9 percent from the field during the series ... Scored in double figures in all four games with double-doubles in each of the last two games of the series ... Finished with 21 points on 10-for-18 shooting to go with 11 rebounds in Game 3, 5/5 ... Scored a postseason career-high 26 points on 13-for-19 shooting to go with 11 boards in Game 4, 5/7 ... **2004-05:** Appeared in all seven games off the bench in the Celtics' First Round series against Indiana while averaging 6.1 points and 6.4 rebounds in 19.4 minutes per game ... Shot 41.5 percent from the field and 75.0 percent from the free throw line ... Posted his best game of the series with 11 points and a playoff career high 14 rebounds, including eight on the offensive glass, in Game 6 at Indiana, 5/5.

HIGH SCHOOL

As a senior, named First Team All-America by Parade and USA Today... Named Mr. Basketball in Mississippi and was a finalist for the Naismith Award... Played in the 2004 McDonald's All-America Game, recording 16 points and 11 rebounds... Player for the U.S. in the 2004 Nike Hoop Summit, tallying 13 points and seven rebounds... Named All-State, All-Conference and Conference MVP in all four seasons of high school... Led Prentiss to a 29-8 record and the Class 3A State Championship as a junior.

PERSONAL

Full name is Al Ricardo Jefferson ... Born in Monticello, MS, but grew up in Prentiss, MS, a town of 1,500 people ... member of the 2007 USA Basketball Select Team that trained against the 2007 USA Men's National Team in Las Vegas ... Selected to the 2010-12 USA Men's National Team Program ... Teamed up with Feed the Children in the summer of 2011 to provide food and personal care items

#7 AL JEFFERSON

IN THE REGULAR SEASON, THE LAST TIME AL...

...MISSED A GAME

due to injury: at Cleveland, 4/3/16
 due to illness: Never
 due to Coach's Decision: at Detroit, 3/26/05
 due to personal reasons: at L.A. Lakers,
 3/19/12
 due to suspension: vs. Boston, 12/23/15

...SCORED 30+ POINTS

31, at Dallas, 1/5/15

...GRABBED 20+ REBOUNDS

23, at Atlanta, 12/28/13

...SCORED 30+ POINTS AND GRABBED 10+ REBOUNDS

31 points, 10 rebounds, at Washington, 3/27/15

...FOULED OUT

vs. Memphis, 12/26/15

REGULAR SEASON MISCELLANEOUS TOTALS

...GAMES WITH

40+ points – 4
 30+ points – 45
 20+ rebounds – 8
 15+ rebounds – 68
 10+ rebounds – 361
 40+ points/10+ rebounds – 3
 30+ points/10+ rebounds – 42
 20+ points/10+ rebounds – 191
 30+ points/20+ rebounds – 2
 20+ points/20+ rebounds – 5

...TRIPLE-DOUBLES – 1

...DOUBLE-DOUBLES – 7

...TECHNICAL FOULS – 16

...FLAGRANT FOULS – 1

...DISQUALIFICATIONS – 7

#0 C.J. MILES



POSITION: Guard/Forward

YEARS PRO: 11

HEIGHT: 6-6

WEIGHT: 230 lbs.

BIRTHDATE: 3/18/87 in Dallas, TX

HIGH SCHOOL: Skyline (Dallas, TX)

DRAFTED: By Utah, Second Round, 2005 (34th overall)

ACQUIRED: Signed as a free agent, 7/11/14

FOLLOW C.J. ON TWITTER: @masfresco

2015-16

Appeared in 64 games and made 24 starts while averaging 11.8 points, 2.7 rebounds and 1.0 assists per game ... Shot 40.9 percent from the field, 36.7 percent from three-point range and 75.0 percent from the free throw line ... Ranked 27th in the NBA during the regular season with 142 three-point field goals made, the second-highest single-season total of his NBA career ... Scored in double figures in 33 games, including 10 games with 20 or more points ... Led the Pacers in scoring five times as Indiana went 4-1 in those games ... In the win at Washington, 11/24, he posted his highest scoring total of his Pacers career (32) and teamed with Paul George (40) to become the first Pacers' duo since the 1977-78 season to post 40+/30+ scoring totals in the same game. Miles (8) and George (7) also became the fifth pair of teammates in NBA history to make at least seven three-pointers in the same game ... Made at least four three-point field goals in 14 games with a season high of eight twice ... Averaged 14.2 points, 2.6 rebounds and 1.1 steals per game while shooting 42.4 percent from the field and 41.8 percent from three-point range in 24 games in the starting lineup ... Averaged 10.3 points and 2.8 rebounds per game in 40 appearances off the bench ... Passed the 6,000 career-point mark during Indiana's win over the Pistons, 2/6 ... Missed 17 games due to injury during the regular season as the Pacers went 10-7 in those games ... Sat out three games (11/4-8) with a sore right ankle, two games (12/28-30) with a sore lower back, nine games (2/22-3/7) with a strained left calf, one game (3/15) with an upper respiratory infection and two games (4/12-13) with a sore right shoulder.

CAREER

Over 11 NBA seasons with the Utah Jazz (2005-12), Cleveland Cavaliers (2012-14) and Indiana Pacers (2014-16), Miles owns career averages of 9.7 points, 2.4 rebounds and 1.2 assists per game in 639 games (270 starts) ... Holds career shooting percentages of .416 from the field, .352 from three-point range and .799 from the free throw line ... **2014-15:** Made 70 appearances (40 starts) and averaged a career-high 13.5 points to go with 3.1 rebounds and 1.1 assists in 26.3 minutes per game ... Shot 39.8 percent from the field, 34.5 percent from three-point range and 80.7 percent from the free throw line ... Set a new career-high and finished 13th in the NBA with 154 three-point field goals ... Scored in double figures 47 times, including 15 games with 20 or more points and a season-high 30 points two times ... Led the team in scoring a team-high 21 times ... Averaged 15.2 points and 3.4 rebounds per game while shooting 43.8 percent from the field and 39.7 percent from three-point range in 27 games after the All-Star Break, including 19.9 points and 4.9 rebounds per game in seven games in April ... Posted the second double-double of his NBA career and first since Nov. 21, 2008 with 30 points while tying a career high with 10 rebounds in the win over the Thunder, 4/12 ... Scored 30 points, including a season-best seven three-pointers against the Clippers, 12/10 ... Led the team with 26 points and recorded a career-high five steals at Houston, 1/19 ... Passed the 5,000 career-point mark in the win over Cleveland, 2/6 ... Missed a total of 12 games due to injury and illness during the regular season ... Sat out four games from Nov. 7-12 with migraine symptoms ... Missed three games from Nov. 15-22 with a sore right calf ... Sat out the Dec. 13 game against Portland with a bruised left knee ... Missed the Dec. 27 game with an upper respiratory infection ... Placed on the inactive list for two games from Jan. 25-27 with a left groin strain and on March 10 with a sore right foot ... **2013-14:** Played in 51 games (34 starts) with the Cleveland Cavaliers ... Averaged 9.9 points on .435 shooting and 2.0 rebounds in 19.3 minutes per game ... Also shot .853 from the foul line and a career-high .393 from the three-point line ... Shot .432 (48-111) from deep over his final 24 games ... Set the Cavaliers record with a career-high 10 made three-pointers and finished with a season-high 34 points against Philadelphia on Jan. 7 ... Went a perfect 5-5 from the three-point line in the first quarter versus the Sixers on Jan. 7, which tied the franchise record for most made three-point shots in a quarter, while his eight made three-pointers in the



THE PLAYERS



C.J.
MILES

0

#0 C.J. MILES

first half set the Cavs record for most triples in a half ... Scored 10-19 points 19 times, 20-29 points three times and 30 or more points one time ... Led or tied for the team lead in scoring six times, steals 12 times and blocks four times ... Scored in double figures in a season-high six straight games from Jan. 2-12 with averages of 19.8 points on .548 shooting, including .583 (21-36) from the three-point line over that stretch ... Tallied 19 points, a season-high eight rebounds (career-high tying seven defensive) and two steals in 31 minutes at Brooklyn on Jan. 4 ... Topped 4,000 career points versus Brooklyn on Oct. 30 ... DNP-CD four times, DND 12 times and NWT four times on the season ... Missed four games from Nov. 22-29 due to a right calf strain ... Missed one game on Feb. 11 due to a sore right foot ... Missed 26 games from Feb. 21-March 16 and March 20-April 16 due to a left ankle sprain ... **2012-13:** Appeared in 65 games (13 starts) ... Averaged 11.2 points, 2.7 rebounds and 1.0 assist in 21.0 minutes per game ... Also shot .384 from beyond the arc and led the Cavs with 126 three-pointers made, including streaks of 19 straight games with at least one three-pointer made from Dec. 5-Jan. 11 and Feb. 23-April 3 ... Connected on at least one triple in 55 of 65 games and at least two triples 36 times ... Was tied for 9th among Eastern Conference reserves with 92 three-pointers made off the bench ... In 13 games as a starter, averaged 15.2 points and 3.2 rebounds, while shooting .920 (23-25) from the foul line in 30.4 minutes per game ... Tallied 28 points on 10-18 (.556) shooting, including 5-10 (.500) from beyond the arc, and five rebounds in a win over the L.A. Lakers on Dec. 11 ... Scored 28 points and shot 6-9 (.667) from deep in 28 minutes at Indiana on Dec. 12 ... Became the only Cleveland player since '85-'86 to score 28-plus points and make five or more threes in consecutive games ... Became the first player in Cavaliers history to make eight triples off the bench after nailing a franchise record-tying 8-10 (.800) shots from behind the three-point line and finishing with a season-high 33 points on 11-15 (.733) shooting in 34 minutes at Brooklyn on Dec. 29 ... Missed game on Jan. 9 due to a back strain ... Led the team in scoring five times, rebounds once, assists two times, steals 10 times and blocks seven times ... Missed games from Jan. 22-25 due to illness...missed game on April 1 due to a sore right ankle ... Missed games from April 9-17 due to a forehead laceration/concussion ... **2011-12:** Appeared in 56 games (14 starts) averaging 9.1 points, 2.1 rebounds and 1.2 assists in 20.4 minutes per game ... In 14 games as a starter, averaged 8.1 points, 2.4 rebounds and 1.7 assists in 24.7 minutes per game ... Scored a season-high 27 points vs. Houston on Feb. 29...scored in double figures 24 times, scoring 20 or more points on three occasions ... **2010-11:** Played in 78 games (19 starts) averaging 12.8 points, 3.3 rebounds, 1.7 assists in 25.2 minutes per game ... In 19 games as a starter averaged 15.7 points, 3.8 rebounds and 2.3 assists in 31.8 minutes per game ... Ranks second Jazz franchise history for three-pointers attempted in a season (339) ... Posted the sixth-most three-pointers made in a season in franchise history (109) ... Ended season ranked eighth in franchise history for both career three-pointers made (288) and attempted (864) ... Scored a career-high 40 points vs. Minnesota on March 16 ... Recorded career-high 11 free throws made at Dallas on Feb. 23 ... Recorded seven three-pointers at Portland on Nov. 20 while tying a Jazz record for most three-pointers made in a quarter (five) ... **2009-10:** Played in 63 games (28 starts) ... Averaged 9.9 points, 2.7 rebounds, 1.7 assists in 23.8 minutes per game ... As a starter, averaged 10.8 points, 3.3 rebounds and 1.9 assists in 28.9 minutes per game ... Jazz were 22-8 when he had 10+ points and 18-4 when he hit two plus three-pointers ... Scored a season-high 26 points (six three-pointers) at Chicago on March 9 ... Had a career-high four steals at Milwaukee on March 12 ... Missed 17 games (10/28-11/30) due to left thumb surgery ... Underwent surgery to repair ruptured left thumb ligament on Oct. 7 after suffering the injury during practice in London in the preseason ... Inactive vs. Miami on Jan. 11 due to a viral infection ... **2008-09:** Played in 72 games (all starts) ... Averaged 9.1 points, 2.3 rebounds and 1.5 assists per game in 22.5 minutes ... Scored 10+ points 27 times and 20+ points four times ... Recorded a season-high 25 points vs. Milwaukee on Nov. 19 ... Registered first career double-double with 16 points, 10 rebounds and five assists at San Antonio on Nov. 21 ... Missed a total of 10 games due to injury/illness: three with mild right ankle sprain (1/10-1/14), two with bronchitis (2/5-2/6) and five with a dislocated left index finger (4/5-4/10, 4/13-4/14) ... **2007-08:** Played in 60 games (13 starts)...averaged 4.9 points and 1.3 rebounds in 11.3 minutes per game ... As a starter, averaged 8.5 points, 1.8 rebounds and 1.4 assists in 20.3 minutes per game ... Led Jazz in scoring twice and reached double figures in scoring nine times ... Scored 29 points (12-17, 4-6 3FG) with five assists vs. Washington on March 31 ... Had career-high three blocks vs. Phoenix on Jan. 10 ... Dished season-high five assists at L.A. Lakers on Dec. 28 ... **2006-07:** Played in 37 games (13 starts) ... Averaged 2.7 points, in 10.1 minutes per game ... As a starter, averaged 4.5 points, 1.3 rebounds and 1.2 assists in 16.7 minutes per game ... Started first 12 games of season for Jazz ... Scored in double-figures twice ... Averaged 17.3 points (shot .510), 5.4 rebounds, 1.6 assists and 1.38 steals while on assignment with the Idaho Stampede of the NBADL ... **2005-06:** Played in 23 games as a rookie averaging 3.4 points and 1.7 rebounds in 8.8 minutes per game ... Posted then career-highs in points (23), field goals made and attempted (8-13), assists (4) and blocks (2), and tied his high in rebounds (6) in 33 minutes in season finale vs. Golden State on April 19 ... Inactive for 14 games while on assignment with the Albuquerque Thunderbirds of the D-League (1/4-2/3), becoming first Jazz player ever sent on D-League assignment.

#0 C.J. MILES

PLAYOFFS

In five trips to the postseason, Miles has appeared in 30 playoff games and made 10 starts ... Owns career postseason averages of 6.6 points, 2.0 rebounds and 1.1 assists per game while shooting 38.2 percent from the field, 25.6 percent from three-point range and 85.4 percent from the free throw line ... **2015-16:** Appeared off the bench in all seven of Indiana's games in the First Round series against Toronto ... Averaged 3.4 points and 3.4 rebounds in 13.0 minutes per game ... Shot 26.3 percent from the field, and 66.7 percent from the free throw line in the series ... Scored five points and set a playoff career high with seven rebounds in the Pacers' Game 1 road win, 4/16 ... **2009-10:** Started all 10 games as Utah reached the Western Conference Semifinals, averaging 13.7 points, 2.5 rebounds and 2.7 assists per game while shooting 45.0 percent from the field and 90.9 percent from the foul line... Scored in double figures eight times and 20 or more twice... Scored a career-high 21 points on 8-for-15 shooting in Game 4 of Utah's First Round win over Denver, 4/25/10... Averaged 15.5 points and 3.0 assists per game in four games against the Lakers in the Western Conference Semifinals ... **2008-09:** Appeared in all five games of Utah's First Round series against the Lakers, averaging 3.4 points and 1.4 rebounds in 11.6 minutes per game... Recorded his best game of the series with six points and three rebounds in Game 1 at Los Angeles, 4/19... **2007-08:** Played in seven games as the Jazz reached the Western Conference Semifinals, averaging 1.7 points and 1.4 rebounds in 3.7 minutes per game... After recording just one rebound and one steal in the First Round against Houston, he averaged 3.0 points and 1.0 rebound per game while shooting 41.7 percent from the field (5-12) in three games against the Lakers in the Western Conference Semifinal... **2006-07:** Appeared in one game off the bench as the Jazz reached the Western Conference finals... Made his playoff debut in Game 3 of the Western Conference Semifinals against Golden State, making one-of-two free throw attempts in three minutes of action.

PERSONAL

Full name is Calvin Andre Miles, Jr. ... Son of Calvin Sr. and Lanis ... Oldest of four children ... Looks up to Michael Jordan as his basketball role model, but is often compared to Ray Allen due to physical similarities ... Credits his parents with having the most influence on his life ... Spent part of the 2010 offseason hosting charity basketball/football clinics for underprivileged children in Puerto Rico ... Enjoys playing video games and watching movies ... Favorite movie is "Above the Rim" and favorite television show is "Family Guy" ... Favorite color is blue ... Self-described as goofy, laidback and intelligent ... Hidden talent is his ability to play the piano ... Favorite food is cheeseburger and fries ... Were he not in the NBA he says would be an architect ... Owns over 2,000 pair of shoes ... Interested in a career in broadcasting after his NBA career is finished.

STATISTICS

REGULAR SEASON

YR	G-GS	MIN	3-POINT										ST	TO	BKS	PTS	AVG		
			FGM-FGA	PCT	FGM-FGA	PCT	FTM-FTA	PCT	OR	DR	TR	AVG						AST	PF-DQ
2005-06 UTA	23-0	203	28-76	.368	5-20	.250	18-24	.750	18	20	38	1.7	16	20-0	7	9	2	79	3.4
2006-07 UTA	37-13	373	40-116	.345	7-32	.219	14-23	.609	11	24	35	0.9	25	60-0	11	28	4	101	2.7
2007-08 UTA	60-13	689	113-236	.479	30-77	.390	41-52	.788	16	62	78	1.3	53	98-1	32	27	8	297	5.0
2008-09 UTA	72-72	1623	258-562	.459	63-179	.352	78-89	.876	45	122	167	2.3	107	187-0	46	64	15	657	9.1
2009-10 UTA	63-28	1497	241-562	.429	74-217	.341	66-95	.695	42	126	168	2.7	105	190-2	58	81	17	622	9.9
2010-11 UTA	78-19	1969	366-899	.407	109-339	.322	159-196	.811	54	201	255	3.3	135	221-0	74	93	38	1000	12.8
2011-12 UTA	56-14	1145	177-465	.381	46-150	.307	108-136	.794	27	89	116	2.1	69	122-1	46	53	18	508	9.1
2012-13 CLE	65-13	1364	255-614	.415	126-328	.384	93-107	.869	24	150	174	2.7	63	138-1	49	69	17	729	11.2
2013-14 CLE	51-34	984	178-409	.435	83-211	.393	64-75	.853	18	85	103	2.0	52	103-0	46	44	15	503	9.9
2014-15 IND	70-40	1841	329-827	.398	154-446	.345	130-161	.807	18	196	214	3.1	75	132-0	60	73	26	942	13.5
2015-16 IND	64-24	1464	259-634	.409	142-387	.367	93-124	.750	25	150	175	2.7	63	142-0	53	70	29	753	11.8
NBA (11)	639-270	13152	2244-5400	.416	839-2386	.352	864-1082	.799	298	1225	1523	2.4	763	1413-5	482	611	189	6191	9.7

PLAYOFFS

YR	G-GS	MIN	3-POINT			FTM-FTA	PCT	OR	DR	TR	AVG	AST	PF-DQ	ST	TO	BKS	PTS	AVG	
			FGM-FGA	PCT	PCT														
2006-07 UTA	1-0	3	0-0	---	0-0	---	1-2	.500	0	0	0	0-0	0	0-0	0	0	0	1	1.0
2007-08 UTA	5-0	58	6-20	.300	2-8	.250	3-4	.750	2	5	7	1.4	1	8-0	2	105	1	17	3.4
2008-09 UTA	7-0	28	5-14	.357	2-8	.250	0-0	---	1	4	5	0.7	0	4-0	2	123	0	12	1.7
2009-10 UTA	10-10	337	47-106	.443	15-46	.326	35-39	.897	5	20	25	2.5	28	48-0	6	163	6	144	14.4
2015-16 IND	7-0	92	10-38	.263	2-10	.200	2-3	.667	4	20	24	3.4	4	7-0	1	3	1	24	3.4
NBA (5)	30-10	516	68-178	.382	21-82	.256	41-48	.854	12	49	61	2.0	33	67-0	11	27	8	198	6.6

#0 C.J. MILES

CAREER HIGHS

REGULAR SEASON

MIN:	50, at ATL, 3/25/12
FGM:	14, vs. MIN, 3/16/11
FGA:	22, vs. LAC, 12/10/14 vs. WAS, 4/14/15 at MEM, 4/15/15
3-pt FGM:	10, vs. PHI, 1/7/14
3-pt FGA:	14, vs. PHI, 1/7/14 vs. LAC, 12/10/14
FTM:	11, at DAL, 2/23/11
FTA:	12, at DAL, 2/23/11
OR:	4, at WSH, 11/12/08
DR:	10, vs. OKC, 4/12/15
TR:	10, at SA, 11/21/08 vs. OKC, 4/12/15
AST:	6, vs. BOS, 3/27/13
ST:	5, vs. HOU, 1/19/15
TO:	5, Three times Last: at MIN, 12/7/12
BKS:	3, Three times at CHI, 11/11/13
PTS:	40, vs. MIN, 3/16/11

PLAYOFFS

MIN:	41, at LAL, 5/2/10 at LAL, 5/4/10
FGM:	8, vs. DEN, 4/25/10
FGA:	15, vs. DEN, 4/25/10 at LAL, 5/4/10
3-pt FGM:	2 (Six times) Last: vs. LAL, 5/10/10
3-pt FGA:	7, at DEN, 4/17/10 vs. DEN, 4/25/10
FTM:	7, at DEN, 4/16/10 at LAL, 5/2/10
FTA:	8, at LAL, 5/2/10
OR:	2, Four times Last: vs. TOR, 4/29/16
DR:	6, at TOR, 4/16/16
TR:	7, at TOR, 4/16/16
AST:	6, vs. ATL, 4/21/13 at LAL, 5/4/10
ST:	3, at LAL, 5/4/10
TO:	5, vs. DEN, 4/25/10
BKS:	3, vs. LAL, 5/10/10
PTS:	21, vs. DEN, 4/25/10

PACERS REGULAR SEASON

MIN:	42, vs. WAS, 4/14/15
FGM:	11, vs. LAC, 12/10/14
FGA:	22, vs. LAC, 12/10/14 vs. WAS, 4/14/15 at MEM, 4/15/15
3-pt FGM:	8, at WAS, 11/24/15 at POR, 12/3/15
3-pt FGA:	14, vs. LAC, 12/10/14
FTM:	8, vs. MIA, 12/31/14 at MIL, 3/26/15
FTA:	10, vs. MIA, 12/31/14 at MIL, 3/26/15
OR:	3, at GS, 1/22/16
DR:	10, vs. OKC, 4/12/15
TR:	10, vs. OKC, 4/12/15
AST:	4, vs. MEM, 10/31/14 vs. MIA, 12/31/14 at PHI, 11/18/15
ST:	5, vs. HOU, 1/19/15
TO:	4, vs. LAC, 12/10/14 at BOS, 11/11/15 at ORL, 2/21/16
BKS:	2, 10 times Last: vs. TOR, 3/17/16
PTS:	32, at WAS, 11/24/15

PACERS PLAYOFFS

MIN:	19, at TOR, 4/16/16 at TOR, 4/18/16
FGM:	2, Five times, Last: vs. TOR, 4/29/16
FGA:	8, at TOR, 4/26/16 vs. TOR, 4/29/16
3-pt FGM:	1, at TOR, 4/16/16 at TOR, 4/26/16
3-pt FGA:	5, at TOR, 4/26/16
FTM:	2, at TOR, 4/18/16
FTA:	2, at TOR, 4/18/16
OR:	2, vs. TOR, 4/29/16
DR:	6, at TOR, 4/16/16
TR:	7, at TOR, 4/16/16
AST:	1, Four times Last: at TOR, 4/26/16
ST:	1, at TOR, 4/18/16
TO:	1, Three times Last: vs. TOR, 4/21/16
BKS:	1, vs. TOR, 4/23/16
PTS:	6, at TOR, 4/18/16

#0 C.J. MILES

IN THE REGULAR SEASON, THE LAST TIME C.J. ...

.....MISSED A GAME

due to injury: at Milwaukee, 4/13/16
 due to coach's decision: at Oklahoma City,
 2/19/16

...SCORED 30+ POINTS

32, at Washington, 11/24/15

...SCORED 20+ POINTS

25, at Philadelphia, 4/2/16

...RECORDED A DOUBLE-DOUBLE

30 points, 10 rebounds, vs. Oklahoma City,
 4/12/15

...RECEIVED A TECHNICAL

vs. Charlotte, 3/5/07

...FOULED OUT

vs. Toronto, 12/18/12

REGULAR SEASON MISCELLANEOUS TOTALS

...GAMES WITH:

30+ points – 6
 20+ points – 64
 10+ rebounds – 2

...DOUBLE-DOUBLES – 2

...TECHNICAL FOULS – 1

...DISQUALIFICATIONS – 5

#32 GEORGES NIANG



POSITION: Forward

YRS PRO: Rookie

HEIGHT: 6-8

WEIGHT: 235 lbs.

BIRTHDATE: 6/17/93 in Lawrence, MA

HIGH SCHOOL: The Tilton School (Tilton, NH)

COLLEGE: Iowa State

DRAFTED: By Indiana, Second Round, 2015 (50th overall)

FOLLOW GEORGES ON TWITTER: @GeorgesNiang20

PRO

Started all five games for the Pacers during the 2016 Orlando Summer League ... Averaged 10.2 points, a team-high 6.2 rebounds, 2.6 assist and 1.2 steals per game ... Shot 57.1 percent (20-35) from the field, 38.5 percent (5-13) from three-point range and a perfect 6-for-6 from the free throw line.

COLLEGE

Played in 138 games and made 126 starts over four seasons at Iowa State University from 2012-16 ... Averaged 16.1 points, 5.2 rebounds and 3.1 assists per game and shot 50.0 percent from the field, 37.5 percent from three-point range and 76.3 percent from the free throw line during his career ... Ended his college career as Iowa State's career leader in games played and tied for the top spot in career starts ... Finished second in school history in scoring with 2,228 career points and ranked fourth in Big 12 Conference history with 1,151 points in conference play ... **2015-16:** Saw action and started in all 35 games ... had one of the best single seasons in school history, earning Consensus All-America honors and winning the Karl Malone Award (Best Power Forward) ... first Cyclone men's basketball player to win a national individual award ... unanimous selection to the All-Big 12 First Team ... ISU's first men's basketball two-time All-American ... led the team, was second among Big 12 players and 23rd nationally, averaging 20.5 points ... his 718 points were the seventh-most scored by any Cyclone in a single season and the 14th most by any player in the nation in 2015-16 ... only Big 12 player to rank among the league's top-10 in scoring, rebounding and assists ... owns ISU's record for games played (138) and tied for the top spot in career starts (126) ... scored in double figures in all 35 games and 115 times in his career ... ends career having scored in double figures in 44 consecutive games ... tallied 20 points 17 times and 30 points on four different occasions ... posted three double-doubles this season and five in his career ... became just the second player in Big 12 history to earn all-tournament team honors three times ... earned NCAA Midwest Region All-Tournament team honors after averaging 28.7 points, 6.7 rebounds and 3.3 assists in three games ... he was just the fifth player in NCAA Tournament history to score 28 or more points in three consecutive games and the first player in tournament history to have at least 25 points, five rebounds and three assists in three-straight games ... ISU's all-time leading scorer in NCAA Tournament play with 148 points ... also leads in field goals made (58) and is second in rebounds (43) ... averaged 21.1 points and 6.1 rebounds in seven career NCAA Tournament games ... when his career ended he was the only player in the nation and one of just four players since 1994-95 with 2,000 points, 700 rebounds and 400 assists ... **2014-15:** Played and started all 34 games ... grabbed 5.4 rebounds and dished out 3.4 assists per contest ... was one of 14 players nationally, including just four in power conferences, to average 15-5-3 ... was seventh in the Big 12 in assists per game ... one of the Big 12's best shooters, connecting on 46.1 percent of his field goal attempts (6th) and 80.8 percent of his free throws (7th) ... shot 40 percent on 3-pointers ... hit 45.3 percent of 3-point attempts in conference action, becoming just the fourth Cyclone to make at least 25 threes in Big 12 play while shooting better than 45 percent ... was second among Big 12 players on 3-point percentage in conference action ... earned most outstanding player honors at the Big 12 Tournament after leading ISU to a second title in a row ... averaged 18 points, five rebounds and four assists in ISU's three wins ... scored in double figures in 28 games, including eight games with 20 or more points ... earned a pair of Big 12 Player of the Week accolades ... **2013-14:** Played and started the first 33 games of the season before suffering a broken fifth metatarsal in his right foot in the second round of the NCAA Tournament ... Finished in double figures 29 times, including 11 games with 20 or more points ... also grabbed 4.4 rebounds and dished out 3.6 assists ... was only non-guard ranked among the top-10 in the Big 12 in assists per game



**GEORGES
NIANG**

32

#32 GEORGES NIANG

... **2012-13:** Recorded one of the finest rookie seasons in school history, averaging 12.1 points and 4.6 rebounds while starting 23 games ... Named to the Big 12 All-Freshman team ... Led the team and ranked fifth in the Big 12 in field goal percentage at 51.5 percent (157-305) ... Shot 39.2 percent (38-97) from 3-point range and 70.0 percent (70-100) at the free-throw line ... Was the fourth-best freshman scorer in the Big 12 and became just the 13th Cyclone in school history to average double figures in scoring (12.1) ... Scored in double figures 23 times ... Made 38 3-pointers to rank third on ISU's freshman list ... Started all 18 Big 12 games, averaging 12.5 points and shooting 49.7 percent from the field in conference play.

PERSONAL


Born June 17, 1993 in Lawrence, Mass. ... Son of Sidy and Alison Niang ... First name pronounced "George" and his last name is pronounced "Knee-yang" ... Majored in business marketing at Iowa State University ... Was student body president at Tilton Prep ... Volunteered with the Iowa Children's Hospital during his career at Iowa State.

STATISTICS

COLLEGE

YR	G-GS	MIN	FGM-FGA	PCT	3-POINT			FTM-FTA	PCT	OR	DR	TR	AVG	AST	PF-DQ	ST	TO	BKS	PTS	AVG
					FGM-FGA	PCT	FTM-FTA													
2012-13 ISU	35-23	878	157-305	.515	38-97	.392	70-100	.700	47	113	160	4.6	64	106-5	23	53	8	422	12.1	
2013-14 ISU	34-34	1025	222-468	.474	48-147	.327	75-104	.721	34	118	152	4.5	123	109-7	21	82	21	567	16.7	
2014-15 ISU	34-34	1045	187-406	.461	46-115	.400	101-125	.808	35	149	184	5.4	117	96-2	17	91	16	521	15.3	
2015-16 ISU	35-35	1162	283-518	.546	56-143	.392	96-119	.807	46	172	218	6.2	117	111-4	31	92	22	718	20.5	
NCAA (4)	138-126	4110	849-1697	.500	188-502	.375	342-448	.763	162	552	714	5.2	421	422-18	92	318	67	2228	16.1	

#40 GLENN ROBINSON III



POSITION: Forward

YEARS PRO: 2

HEIGHT: 6-6

WEIGHT: 222 lbs.

BIRTHDATE: 1/8/1994 in Gary, Indiana

HIGH SCHOOL: Lake Central H.S. (St. John, Indiana)

COLLEGE: Michigan

DRAFTED: By Minnesota, Second Round, 2014 (40th overall)

ACQUIRED: Signed as a free agent, July 27, 2015

FOLLOW GLENN ON TWITTER: @GRILL

2015-16

Played 45 games and made four starts in his first season with the Pacers, averaging 3.6 points and 1.5 rebounds in 10.9 minutes per game ... Shot 43.0 percent from the field, 37.8 percent from three-point range and 69.2 percent from the free throw line ... Scored in double figures five times as the Pacers went 5-0 in those contests ... Made his debut with the Pacers against the Celtics, 11/4, and finished with 10 points on 3-for-4 shooting and a career-best 4-for-5 from the free throw line in the victory ... Finished with 11 points on 4-for-8 shooting to go with five rebounds in the win against the Timberwolves, 11/13 ... Scored a career-high 17 points and he shot 6-for-7 from the field and a career-best 4-for-4 from three-point range. Entering that game, Robinson had never made more than one three-pointer in a game in his NBA career ... Started four consecutive games during the Pacers' Western Conference road trip from Jan. 17-23, averaging 5.5 points, 2.0 rebounds, 1.0 assist and 1.0 steal in 18.8 minutes per game over that span ... Added 10 points, two assists and a steal in the win at Phoenix, 1/19 ... Pulled down a season-high six rebounds in the win over the Lakers, 2/8 ... Finished with 14 points on 6-for-12 shooting to go with two rebounds and two assists in 28 minutes off the bench in the regular season finale at Milwaukee, 4/13 ... Made one start for the Fort Wayne Mad Ants of the NBA Development League as he finished with 11 points, 11 rebounds, two assists and two steals in 41 minutes against Sioux Falls, 12/27 ... Missed the team's first two games of the season with a sore right shoulder ... Recorded 33 DNP-CDs.

CAREER

In two NBA seasons, Robinson has appeared in 80 games with five starts and averaged 3.1 points and 1.3 rebounds in 9.6 minutes per game ... Has shot 41.7 percent from the field, 33.9 percent from three-point range and 68.3 percent from the free throw line ... **2014-15:** Made 35 total appearances (one start) during his rookie season, averaging 2.1 points and 1.1 rebounds in 7.5 minutes per game ... Shot 38.8 percent from the field and 26.3 percent from three-point range ... Began the season in Minnesota, where he made 25 appearances and averaged 1.2 points per game ... Was waived by the Timberwolves on March 5, and claimed by the Philadelphia 76ers on March 7 ... Played in 10 games for the 76ers and averaged 4.4 points and 2.5 rebounds per game while shooting 41.9 percent from the field ... Finished with 10 points and three rebounds in 25 minutes off the bench at Chicago, 4/11 ... Made the first start of his career in the season finale against Miami, 4/15, and finished with 10 points while recording season-highs with eight rebounds and three assists in 36 minutes ... Over his final seven appearances of the season, he averaged 6.0 points and 3.1 rebounds per game while shooting 43.6 percent from the field.

PLAYOFFS

2015-16: Appeared in four games off the bench in Indiana's First Round series against the Raptors ... Averaged 1.8 points in 2.5 minutes per game ... Shot 3-for-4 from the field and made his only foul shot in his four appearances ... Made both of his field goal attempts and converted a slam-dunk three-point play for five points in Indiana's Game 4 home win to even the series, 4/26.

COLLEGE

2014 All-Big Ten honorable mention (Coaches & Media)... 2013 All-Big Ten honorable mention (Media)... 2013 Big Ten All-Freshman Team... 2014 Team Captain, fourth U-M sophomore to be named captain... Started all 76 career games; did not miss a game in career... Averaged 12.0 points, 4.9 rebounds and 1.1 assists in his career... Scored 912 career points and grabbed 375 career rebounds... Scored in double figures in 51 career games with nine 20-plus point games... Compiled a 59-17 two-year record with a 27-9 Big Ten record... Helped U-M to two NCAA Tournament selections, the 2013 NCAA national title

GLENN
ROBINSON III

40



#40 GLENN ROBINSON III

game and 2014 NCAA Elite Eight... Helped U-M to its first outright Big Ten regular-season title in 28 years and its first No. 1 seed at the Big Ten Tournament in 2014.

PERSONAL

Given name is Glenn Alan Robinson III... Born on Jan. 8, 1994 in Gary, Ind. ... Son of Shantelle Clay and Glenn Robinson, Jr. ... Serves as a spokesperson for the Gary for Life program in Gary, Indiana ... Hosts a two-day basketball clinic in his hometown during the summer ... Father, Glenn "Big Dog" Robinson Jr., who played collegiately at Purdue (1992-94), earning 1994 John R. Wooden, Naismith and USWBA National Player of the Year accolades as well as played 11 seasons in the NBA with stops with the Milwaukee Bucks (first overall pick in 1994 NBA Draft), Atlanta Hawks, Philadelphia 76ers and San Antonio Spurs ... Attended Lake Central High School in St. John, Ind. (2012) ... Finished his career with 1,318 points (all-time leading scorer), 423 rebounds and 174 assists... 2012 IBCA Association All-State First Team... 2011 IBCA Underclass All-State First Team... 2012 Associated Press All-State Second Team... 2011 Associated Press All-State High Honorable Mention... All-Duneland Conference (2010, '11, '12)... 2012 Post-Tribune Player of the Year... All-Area (2010, '11, '12)... IBCA Junior All-Star Game, Core Six Player (2011)... IBCA Top 100 (2010, '11)... Team MVP (2010, '11, '12)... NBPA Top 100 Invitee (2011)... MVP of ESPN's High School All-American game, led North team with 16 points and four rebounds.

STATISTICS

REGULAR SEASON

YR	G-GS	3-POINT															PTS	AVG	
		MIN	FGM-FGA	PCT	FGM-FGA	PCT	FTM-FTA	PCT	OR	DR	TR	AVG	AST	PF-DQ	ST	TO			BKS
2014-15 TOT	35-1	261	26-67	.388	5-19	.263	16-24	.667	15	24	39	1.2	11	15-0	6	11	1	73	2.1
2015-16 IND	45-4	508	65-151	.430	14-37	.378	27-39	.692	12	56	68	1.5	26	21-0	17	18	9	171	3.8
NBA (2)	80-5	769	91-218	.417	19-56	.339	43-63	.683	27	80	107	1.3	37	36-0	23	29	10	244	3.1

PLAYOFFS

YR	G-GS	MIN	FGM-FGA	PCT	3-POINT			FTM-FTA	PCT	OR	DR	TR	AVG	AST	PF-DQ	ST	TO	BKS	PTS	AVG
					FGM-FGA	PCT	PCT													
2015-16 IND	4-0	10	3-4	.750	0-0	---	1-1	1.000	0	0	0	0-0	0	0-0	0	0	1	7	1.8	

CAREER HIGHS

REGULAR SEASON

MIN:.....36, vs. MIA, 4/15/15
FGM:.....6, vs. MIL, 11/21/15
 at MIL, 4/13/16
FGA:.....12, at MIL, 4/13/16
3-pt FGM:.....4, vs. MIL, 11/21/15
3-pt FGA:.....4, vs. LAL, 3/30/15
 at CHI, 4/11/15
 vs. MIL, 11/21/15
FTM:.....4, at SAN, 12/6/14
 vs. BOS, 11/4/15
FTA:.....5, vs. BOS, 11/4/15
OR:.....4, vs. MIA, 4/15/15
DR:.....5, vs. MIN, 11/13/15
TR:.....8, vs. MIA, 4/15/15
AST:.....3, vs. MIA, 4/15/15
ST:.....2, Four times
 Last: at GS, 1/22/16
TO:.....2, Five times
 Last: vs. BKN, 4/10/16
BKS:.....2, at ATL, 3/13/16
PTS:.....17, vs. MIL, 11/21/15

PACERS REGULAR SEASON

MIN:.....31, at GS, 1/22/16
FGM:.....6, vs. MIL, 11/21/15
 at MIL, 4/13/16
FGA:.....12, at MIL, 4/13/16
3-pt FGM:.....4, vs. MIL, 11/21/15
3-pt FGA:.....4, vs. MIL, 11/21/15
FTM:.....4, vs. BOS, 11/4/15
FTA:.....5, vs. BOS, 11/4/15
OR:.....2, vs. PHO, 1/12/16
 vs. LAL, 2/8/16
DR:.....5, vs. MIN, 11/13/15
TR:.....6, vs. LAL, 2/8/16
AST:.....2, Six times
 Last: at MIL, 4/13/16
ST:.....2, Four times
 Last: at GS, 1/22/16
TO:.....2, Three times
 Last: vs. BKN, 4/10/16
BKS:.....2, at ATL, 3/13/16
PTS:.....17, vs. MIL, 11/21/15

#40 GLENN ROBINSON III

CAREER HIGHS

PLAYOFFS

MIN:3, Three times
	Last: vs. TOR, 4/29/16
FGM:2, vs. TOR, 4/23/16
FGA:2, vs. TOR, 4/23/16
3-pt FGM:N/A
3-pt FGA:N/A
FTM:1, vs. TOR, 4/23/16
FTA:1, vs. TOR, 4/23/16
OR:0
DR:0
TR:0
AST:0
ST:0
TO:0
BKS:1, vs. TOR, 4/23/16
PTS:5, vs. TOR, 4/23/16

IN THE REGULAR SEASON, THE LAST TIME GLENN...

.....MISSED A GAME

due to injury: vs. Memphis, 10/29/16
 due to Coach's Decision: vs. New York,
 4/12/16

...FOULED OUT

Never

...RECEIVED A TECHNICAL FOUL

Never

...SCORED 10+ POINTS

14, at Milwaukee, 4/13/16

...STARTED A GAME

at Sacramento, 1/23/16

REGULAR SEASON MISCELLANEOUS TOTALS

...GAMES WITH:

10 + Points – 7

#1 KEVIN SERAPHIN



POSITION: Forward

NBA YEARS: 6

HEIGHT: 6-9

WEIGHT: 285 lbs.

BIRTHDATE: 12/7/89 in Cayenne, French Guiana

DRAFTED: By Chicago, First Round, 2010 (17th overall)

ACQUIRED: Signed as a free agent, 9/6/16

FOLLOW KEVIN ON TWITTER: @Kevin_Seraphin

2015-16

Appeared in 48 games off the bench in his only season with the New York Knicks ... Averaged 3.9 points, 2.6 rebounds and 1.0 assists in 11.0 minutes per game ... Shot 41.0 percent from the field and 82.6 percent (19-23) from the free throw line during the season ... Scored in double figures six times ... Set a season high with 14 points to go with seven rebounds, four assists and four blocks against the Rockets, 11/29 ... Pulled down a season-high nine rebounds in 14 minutes off the bench at Washington, 3/19 ... Tied his career high with five assists at Milwaukee, 12/5 ... Recorded 30 DNP-CDs ... Missed the first three games of the season with a sore right knee, one game with a bruised right rib and one game with a sore left foot.

PRO

In six NBA seasons with the Washington Wizards (2010-15) and New York Knicks (2015-16), Seraphin has posted career averages of 6.1 points and 3.5 rebounds in 15.7 minutes per game ... Holds career shooting percentages of .483 from the field and .720 from the free throw line ... Has recorded 10 double-doubles during his career with a high of five during the 2011-12 season ... Selected by Chicago with the 17th overall pick in the 2010 NBA Draft ... Traded by Chicago on draft night, along with Kirk Hinrich and cash, to Washington for Vladimir Veremeenko, 6/24/10 ... Signed by the Knicks as a free agent, 8/6/15 ... Signed with Indiana as a free agent, 9/6/16 ... **2014-15:** In fifth and final season in Washington, averaged 6.6 points and 3.6 rebounds per game and shot .513 from the field in 79 games off the bench ... Led Washington in rebounds three times ... Marked his first NBA season in which he didn't make at least one start, although he tied a career high in games played (79) ... Season Highs: Points: 17 (Jan. 13 vs. San Antonio); Assists: 4 (Jan. 11 at Atlanta); Rebounds: 12 (Apr. 15 at Cleveland) ... Recorded 22 double-figure scoring games ... In the regular season finale, he recorded his lone double-double of the season with 12 points and season-high 12 rebounds over a season-high 39 minutes at Cleveland, 4/15 ... Missed two games due to injury/illness; one with sprained right ankle (Feb. 5 at Charlotte) and one with flu-like symptoms (Feb. 20 vs. Cleveland) ... **2013-14:** Averaged 4.7 points and 2.4 rebounds over 10.9 minutes per game in 53 games (one start) ... Shot a career high .871 from the free throw line (27-31) ... Scored a season-high 19 points vs. Portland, 2/3 ... Made his only start of season (most recent NBA start) on at Portland, 3/20, and posted four points and two rebounds in 19 minutes ... Missed eight games due to sore right knee ... **2012-13:** Averaged a career-high 9.1 ppg over career-high 21.8 mpg in 79 games (eight starts) ... Recorded four double-doubles ... Set a season high with 21 points at Atlanta, 11/21 ... Missed one game due to a strained right calf ... **2011-12:** Recorded career-highs with 4.9 rebounds per game and .531 shooting, adding 7.9 points in 57 games and a career-high 21 starts ... Notched 14.1 points and 7.2 rebounds per game in his 21 starts ... Scored 10 or more points in 15 consecutive starts at center to end the season (Apr. 1-26), becoming first Wizards center to accomplish the feat since George Muresan scored 10+ in 16 straight starts in 1995-96 ... Scored a career-high 24 points and grabbed career-high 13 rebounds vs. Orlando, 4/10 ... Had five double-doubles and led the Wizards in rebounding 10 times ... Tied career highs with 13 rebounds and five blocks over career-high 43 minutes at Chicago, 4/16 ... Blocked a career-high five shots twice (Apr. 13 at NY, Apr. 16 at Chicago) ... **2010-11:** Averaged 2.7 points and 2.6 rebounds in 58 games (one start) in rookie season ... Set a season-high with 12 points against Oklahoma City, 3/14.

PLAYOFFS

Appearing in the playoffs in back-to-back seasons with Washington in 2014-15, Seraphin has appeared in 10 playoff games and averaged 3.3 points and 2.1 rebounds in 7.8 minutes per game ... Has shot 44.1 percent from the field in his postseason career ... **2014-15:** Came off the bench in six playoff games to



KEVIN
SERAPHIN

1

#1 KEVIN SERAPHIN

average 5.5 points and 3.2 rebounds over 12.0 minutes per game ... Shot 48.4 percent from the field during postseason play ... Scored in double figures twice ... Set a playoff career high with 13 points and eight rebounds in 28 minutes against Atlanta, 5/15 ... DNP (CD) four times in Playoffs ... **2013-14:** Appeared in four games off the bench as Washington reached the Eastern Conference Semifinals ... Recorded two rebounds in six total minutes of action.

INTERNATIONAL

Spent three seasons with Cholet Basket (2007-10), averaging 4.6 points and 3.3 rebounds over 12.7 minutes per game in 48 appearances ... **2012:** Appeared in six games during the 2012 London Olympic Games and helped France earn a sixth-place finish ... Averaged 6.0 points and 3.3 rebounds in 15.0 minutes per game ... **2011:** Played in six games and helped France earn the silver medal at the 2011 European Championships ... Averaged 5.7 points and 1.9 rebounds per game while shooting 56.2 percent from the field ... **2011-12:** Averaged 8.9 ppg, 5.0 rpg and shot .551 in seven games (five starts) for Caja Laboral of the Euroleague ... **2009:** Played in nine games as the French Junior National Team won the silver medal at the U-20 European Championships ... Averaged 11.8 points and 5.7 rebounds per game while shooting 56 percent from the floor ... Named to the All-Tournament Team ... **2008:** Appeared in eight games and averaged 2.9 points and 2.2 rebounds per game as France finished in seventh place at the U-20 European Championships.

PERSONAL

Last name pronounced Seh-ruh-fin.

STATISTICS

REGULAR SEASON

YR	G-GS	MIN	FGM-FGA	PCT	3-POINT			FTM-FTA	PCT	OR	DR	TR	AVG	AST	PF-DQ	ST	TO	BKS	PTS	AVG
					FGM-FGA	PCT	FTM-FTA													
2010-11 WAS	58-1	635	66-147	.449	0-0	---	22-31	.710	80	72	152	2.6	10	126-0	17	42	28	154	2.7	
2011-12 WAS	57-21	1176	203-382	.531	0-1	.000	47-70	.671	103	177	280	4.9	33	133-1	19	66	76	453	7.9	
2012-13 WAS	79-8	1721	330-716	.461	0-0	---	61-88	.693	107	239	346	4.4	57	211-1	24	130	59	721	9.1	
2013-14 WAS	53-1	578	111-220	.505	0-0	---	27-31	.871	53	75	128	2.4	17	103-0	3	41	26	249	4.7	
2014-15 WAS	79-0	1235	231-450	.513	0-2	.000	58-82	.707	87	201	288	3.6	59	197-1	10	98	59	520	6.6	
2015-16 NYK	48-0	526	84-205	.410	0-2	.000	19-23	.826	31	95	126	2.6	47	67-0	8	43	36	187	3.9	
NBA (6)	374-31	5871	1025-2120	.483	0-5	.000	234-325	.720	461	859	1320	3.5	223	837-3	81	420	284	2284	6.1	

PLAYOFFS

YR	G-GS	MIN	FGM-FGA	PCT	3-POINT			FTM-FTA	PCT	OR	DR	TR	AVG	AST	PF-DQ	ST	TO	BKS	PTS	AVG
					FGM-FGA	PCT	FTM-FTA													
2013-14 WAS	4-0	6	0-3	.000	0-0	---	0-0	---	1	1	2	0.5	0	1-0	0	1	0	0	0	0.0
2014-15 WAS	6-0	72	15-31	.484	0-0	---	3-6	.500	3	16	19	3.2	2	10-0	2	4	1	33	5.5	
NBA (2)	10-0	78	15-34	.441	0-0	---	3-6	.500	4	17	21	2.1	2	11-0	2	5	1	33	3.3	

#1 KEVIN SERAPHIN

CAREER HIGHS

REGULAR SEASON

MIN:	43, at CHI, 4/16/12
FGM:	11, vs. ORL, 4/10/12
FGA:	21, at ATL, 11/21/12
3-pt FGM:	0
3-pt FGA:	1, Five times Last: vs. BKN, 4/1/16
FTM:	5, vs. POR, 2/3/14 vs. SA, 1/13/15
FTA:	6, Four times Last: at MIL, 12/5/15
OR:	8, at CHI, 4/16/12
DR:	11, 3/18/12 vs. ORL, 4/10/12
TR:	13, vs. ORL, 4/10/12 at CHI, 4/16/12
AST:	5, Four times at MIL, 12/5/15
ST:	4, vs. SA, 11/26/12
TO:	6, at BOS, 11/7/12
BKS:	5, Five times at CHI, 4/16/12
PTS:	24, vs. ORL, 4/10/12

PLAYOFFS

MIN:	28, vs. ATL, 5/15/15
FGM:	6, vs. ATL, 5/15/15
FGA:	11, vs. ATL, 5/15/15
3-pt FGM:	N/A
3-pt FGA:	N/A
FTM:	2, at TOR, 4/21/15
FTA:	4, at TOR, 4/21/15
OR:	3, vs. ATL, 5/15/15
DR:	5, vs. ATL, 5/15/15
TR:	8, vs. ATL, 5/15/15
AST:	2, at TOR, 4/18/15
ST:	1, at TOR, 4/18/15 vs. ATL, 5/15/15
TO:	1, Five times Last: vs. ATL, 5/15/15
BKS:	1, vs. ATL, 5/15/15
PTS:	13, vs. ATL, 5/15/15

IN THE REGULAR SEASON, THE LAST TIME KEVIN...

.....MISSED A GAME

due to Injury: vs. Sacramento, 3/20/16
due to Illness: vs. Cleveland, 2/20/15

...SCORED 20+ POINTS

24, at Orlando, 4/10/12

...RECORDED A DOUBLE-DOUBLE

12 points, 12 rebounds, at Cleveland, 4/15/15

...STARTED A GAME

at Portland, 3/20/14

...FOULED OUT

vs. Minnesota, 12/16/16

REGULAR SEASON MISCELLANEOUS TOTALS

...GAMES WITH:

20+ points – 1
10+ points – 99
10+ rebounds – 10

...DOUBLE-DOUBLES – 9

...TECHNICAL FOULS – 5

...FLAGRANT FOULS – 1

...DISQUALIFICATIONS – 3

#2 RODNEY STUCKEY



POSITION: Guard

NBA YEARS: 9

HEIGHT: 6-5

WEIGHT: 210 lbs.

BIRTHDATE: 4/21/86 Seattle, WA

HIGH SCHOOL: Kentwood H.S. (Kent, WA)

COLLEGE: Eastern Washington

DRAFTED: By Detroit, First Round, 2007 (15th overall)

ACQUIRED: Signed as a free agent, 7/21/14; Re-signed, 7/21/15

AWARDS AND RECOGNITION

2009-10: Eastern Conference Player of the Week (Dec. 7-13) ... **2008-09:** Eastern Conference Player of the Week (Dec. 29, 2008-Jan. 4, 2009)...Participated in the T-Mobile Rookie Challenge at NBA All-Star 2009 as part of the Sophomore Team... **2007-08:** NBA All-Rookie Second Team

2015-16

Appeared in 58 games and made one start during the regular season, averaging 8.9 points, 2.7 rebounds and 2.4 assists in 22.0 minutes per game ... Shot 41.3 percent from the field and 82.9 percent from the free throw line ... Ranked 43rd in the NBA among qualified players in free throw percentage ... Scored in double figures 22 times with a season high of 23 points twice ... Led Indiana with 23 points on 9-for-14 shooting to go with four rebounds and two assists against his former team in the win at Detroit, 11/3 ... Shot 8-for-14 from the field and 6-for-7 from the four line for 23 points at Utah, 12/5 ... Scored in double figures in four of the team's seven games in April, averaging 11.0 points per game while shooting 48.9 percent from the field and 87.0 percent from the free throw line ... Made his lone appearance in the starting lineup during the regular season finale at Milwaukee, 4/13, as he finished with 12 points, four rebounds and six assists in 23 minutes ... Missed 24 regular season games due to injury: Sat out five games (11/ 8; 11/11-18) with a sprained right ankle and 19 games (1/13-2/24) with a right foot sprain and bone bruise.

PRO

Has appeared in 612 career games (302 starts) over nine seasons with the Detroit Pistons (2007-14) and Indiana Pacers (2014-16) ... Has posted career averages of 12.9 points, 3.0 rebounds and 3.7 assists per game ... Holds career shooting percentages of .425 from the field, .298 from three-point range and .827 from the free throw line ... Has recorded 20 career double-doubles, including a single-season high of seven during the 2010-11 campaign ... An early-entry candidate after his sophomore season at Eastern Washington, was drafted by the Pistons with the 15th overall selection in the 2007 NBA Draft ... Became the third Pistons' rookie to start in a playoff game at Orlando, 5/10/08, joining Joe Dumars and Tayshaun Prince ... **2014-15:** Played 71 games and made 36 starts while averaging 12.6 points, 3.5 rebounds and 3.1 assists per game ... Set new career-highs by shooting 44.0 percent from the field and 39.0 percent from three-point range ... Scored in double figures 46 times, including 12 games of 20 or more and a team-leading three games of 30 or more ... The Pacers went 10-2 when he scored 20+ points and 3-0 when he scored 30 or more ... Led the team in scoring 18 times and assists 17 times ... Scored 30 points in back-to-back wins at Philadelphia on Feb. 20 and against Golden State on Feb. 22, becoming the first Pacers reserve to score 30 or more points off the bench in consecutive games in franchise history. It also marked the first time in Stuckey's NBA career that he finished with 30 or more points in consecutive games ... Scored a season-high 34 points as he made a career-high six three-pointers in the win over Orlando, 3/10 ... Averaged 13.2 points per game while shooting 43.7 percent from the field and 41.6 percent from three-point range in 35 appearances off the bench (12.1 ppg, 44.4% shooting and 34.6% from three-point range in 36 games as a starter)...Recorded two double-doubles during the regular season, coming in back-to-back outings on Dec. 13-15...Finished with 14 points and a career-high 14 rebounds against Portland, 12/13 ... Followed with 20 points and 10 rebounds against the Lakers, 12/15 ... Had only recorded 10 or more rebounds twice in his previous seven NBA seasons ... Surpassed 7,000 career points against San Antonio, 2/9 ... Recorded his 2,000th career assist at Orlando, 1/25 ... Missed 11 games due to injury ... Sat out seven games from Nov. 5-15 with a sore left foot ... Missed the game at Golden State on Jan. 7 with a sore right groin ... Did not dress for three games from March 23-26 with a sore left calf. **2013-14:** Made 73 appearances (five starts) for Detroit

**RODNEY
STUCKEY**

2



#2 RODNEY STUCKEY

while averaging 13.9 points, 2.3 rebounds and 2.1 assists in 26.7 minutes per game ... Ranked fourth on the Pistons in scoring averaging while leading the team in free throws made (244) and free throw percentage (.836) ... Scored in double-figures in 15 of his first 17 games played while averaging 16.9 points per game ... Registered 17 games with 20 or more points during the regular season ... Recorded season-bests with 29 points on 11-for-20 shooting from the field in a home loss to the Clippers, 1/20/14 ... Finished the season with seven straight double-figure scoring outputs, including three games with 20 or more ... Averaged a season-high 19.9 points per game while shooting 45.1 percent from the field and 84.6 percent from the line in seven games in April... Tied his season-high with 29 points on a season-best 12-for-14 from the free throw line in a road win at Atlanta, 4/9... Tied a career-high with five steals at Cleveland, 12/23/13... Scored his 6,000th career point vs. Orlando, 1/28 ... Recorded his 400th career steal in his season-debut at Memphis, 11/1/13 ... **2012-13:** Appeared in 76 games (24 starts) averaging 11.5 points, 2.8 rebounds, 3.6 assists, 0.7 steals and 28.6 minutes per game...Led the team in scoring eight times and in assists 17 times...Scored 20-plus points seven times and 30-plus once... Dished out 10-plus assists once and recorded one points/assists double-double ... Scored season-high 32 points at Portland (3/16), grabbed season-high eight rebounds at Minnesota (4/6) and dished out season-high 11 assists at Atlanta (12/26) ... Recorded single-season career highs in 3-pointers made (55) and attempted (182) ... His 17 blocks this season were also a single-season career high ... Made 11 free throws on 15 attempts at Boston (4/3) – both season highs ... Scored his 5,000th career point vs. New York (1/17) ... Averaged 10.6 points in home games compared to 12.4 points in road games ... Missed one game with flu-like symptoms, one with back spasms and three with a left ankle sprain ... Inactive once. **2011-12:** Appeared in 55 games (48 starts) averaging 14.8 points (.429 FG, .317 3FG, .834 FT), 2.6 rebounds, 3.8 assists and 0.8 steals in 29.9 minutes per game ... Among NBA leaders, ranked 31st in free-throw percentage (.834) ... Shot better than 80% from the free-throw line for the fifth consecutive season ... Scored 10-plus points 40 times, 20-plus points 14 times and 30-plus four times ... Scored a season-high 36 points (12-20 FG, 1-1 3FG, 11-12 FT) vs. Sacramento (2/17) ... Recorded season-high seven rebounds vs. Indiana (12/31) ... Dished out season-high eight assists three times [vs. San Antonio (2/14), vs. Toronto (3/10) and at Phoenix (3/16)] ... Made 10-plus free throws six times and attempted 10-plus 11 times ... Tied a career-high in free throws made (13) and recorded career-high in free throws attempted (18) vs. Chicago (4/15) ... Tied career-high with four three-point field goals made twice [vs. Portland (1/21) and at Sacramento (3/14)] ... Scored his 4,000th career point at Milwaukee (1/30) and grabbed his 1,000th career rebound vs. Atlanta (3/10) ... Averaged 20.3 points (.489 FG, .414 3FG, .846 FT), 2.7 rebounds and 4.8 assists in 10 games in March – his best offensive month of the season ... Averaged 17.8 points (.486 FG) in Pistons wins compared to 12.7 (.386 FG) in losses ... Missed five games with a sore groin, three with a sore left big toe and three with a sore left hamstring ... **2010-11:** Appeared in 70 games (54 starts) averaging a team-leading 15.5 points (career-high tying .439 FG, .289 3FG, career-high .866 FT), 3.1 rebounds, career-high 5.2 assists and 1.1 steals in 31.2 minutes per game ... In 54 starts averaged 16.2 points, 3.2 rebounds, 5.0 assists and 1.2 steals in 32.1 minutes per game compared to 12.8 points, 2.8 rebounds, 5.6 assists and 0.7 steals in 28.1 minutes per game off the bench ... Among NBA leaders, ranked T25th in assists per game (5.2) and 14th in free-throw percentage (.866) ... Recorded his third consecutive 1,000-point season ... Scored 10-plus points 56 times and 20-plus points 19 times ... Recorded 10-plus assists eight times ... Recorded seven (points/assists) double-doubles ... Scored a season-high 29 points three times [vs. New York (11/28), vs. Cleveland (4/11) and at Philadelphia (4/13)] ... Dished out a career-high 14 assists twice [vs. Toronto (3/16) and vs. Cleveland (4/11)] ... His career-high 14 assists vs. Toronto (3/16) set a Pistons record for dishing out 10 assists before attempting a field goal ... Grabbed a season-high eight rebounds at Golden State (11/15) ... Missed eight games due to injury/illness including one game with a sore big toe-left foot vs. New Orleans (12/19), two games with a stomach virus (12/29-12/31) and five games with a right shoulder contusion (1/28-2/5)...DNP- CD four times. **2009-10:** Appeared in 73 games (67 starts) averaging career-high numbers in points (16.6), rebounds (3.8), steals (1.38) and minutes (34.2) ... Averaged 4.8 assists per game which ranked T28th among NBA league leaders ... Also ranked T20th in steals (1.38 spg), 31st in free throw percentage (.833) and 40th in points (16.6 ppg) ... Was named NBA Eastern Conference Player of the Week (12/7-12/13) averaging 27.0 points (.529 FG), 6.0 assists, 2.3 rebounds and 1.3 steals in wins over Philadelphia, Denver and Golden State ... Led the team in total points (1,215) and assists average (4.8 apg) ... Scored 10-plus points on 65 occasions, 20-plus points 26 times and eclipsed the 30-point mark once ... Recorded five double-doubles (two points/rebounds and three points/assists) ... Scored a season-high 31 points in 37 minutes at Oklahoma City (12/18) ... Tied a season-high 11 assists three times [at Washington (1/12), vs. Memphis (1/27), vs. New Jersey (2/6)] ... Grabbed a career-high 11 rebounds (six offensive) in 40 minutes vs. Boston (1/20) ... Recorded a single-season career-high 101 steals, including a career-high five at Utah (11/21) ... Missed six games after leaving a game with dizziness during the third quarter at Cleveland (3/5) ... Missed three more games late in the season due to a rib contusion (4/9, 4/10 and 4/14) ... **2008-09:** Appeared in 79 games (65 starts) averaging 13.4 points, 3.5 rebounds, 4.9 assists, 0.98 steals and 31.8 minutes ... Among NBA league leaders, ranked T26th in assists per game (4.9 apg) ... In 65 starts, averaged 14.4

#2 RODNEY STUCKEY

points, 3.7 rebounds, 5.1 assists and 34.2 minutes per game compared to 8.7 points, 2.6 rebounds, 4.1 assists and 20.7 minutes in 14 games off the bench ... Named Eastern Conference Player of the Week (12/29-1/4) averaging 23.0 points, 4.5 rebounds, 5.3 assists and 41.8 minutes in four Pistons victories over Orlando, New Jersey, Sacramento and the L.A. Clippers ... Became just the third Pistons' draft pick in the last 20 years to score 1,000 points in their second season with the team [Grant Hill (1995-96) and Allan Houston (1994-95)] ... Scored 10-plus points 54 times, 20-plus points 12 times, 30-plus points three times and 40-plus points once ... In his 12th career start, scored a career-high 40 points (15-24 FG, 1-2 3FG, 9-11 FT) in 42 minutes vs. Chicago (12/23) ... Became only the third player in NBA history over the last 25 years to score 40 points in a game with only 12 or fewer starts [Michael Jordan – 45 points in his ninth career start vs. San Antonio (11/13/84) and Ledell Eackles – 40 points in his 12th start vs. New Jersey (3/21/90)] ... Dished out 10-plus assists five times including a season-high 11 assists three times ... Recorded a career-high 29 field goal attempts and tied a career-high with 15 field goals made vs. Sacramento (1/20) ... Played a career-high 50 minutes at Houston (3/18) ... Recorded five double-doubles (points/assists) ... Shot 50.0% or better from the field in 29 games ... **2007-08:** Appeared in 57 games (two starts), averaging 7.6 points, 2.3 rebounds and 2.8 assists in 19.0 minutes per game ... Missed the first 25 games of the season after suffering a broken left hand in the club's final preseason game vs. Washington (10/24) ... Dished out 5-plus assists 11 times with the team recording a 10-1 record in those games ... Played 20-plus minutes in 23 games – Pistons 18-5 in those games – averaging 11.5 points, 2.8 rebounds, 4.0 assists and 25.6 minutes per game ... Scored in double-figures in five straight games (4/1 – 4/9), his longest stretch of the season, averaging 16.4 points, 3.0 rebounds, 5.0 assists and 28.8 minutes.

PLAYOFFS

In three trips to the postseason, Stuckey has appeared in 28 games and made six starts ... Holds career playoff averages of 8.7 points, 2.0 rebounds and 3.3 assists in 22.6 minutes per game ... Has shot 38.2 percent from the field, 28.0 percent from three-point range and 84.0 percent from the foul line in his playoff career ... **2015-16:** Played in all seven games off the bench during Indiana's First Round series against Toronto ... Averaged 6.3 points, 2.1 rebounds and 2.0 assists in 18.0 minutes per game ... Dished out five assists in Game 5 at Toronto, 4/26 ... Added his highest scoring total with nine points on 4-for-6 shooting in 15 minutes off the bench in Game 7, 5/1 ... **2008-09:** Started all four games of the Pistons' First Round series with the Cavaliers, averaging 15.0 points and a team-high 5.3 assists per game while shooting 39.3 percent from the field and 85.7 percent from the foul line...Scored in double figures in all four games, including a postseason career high with 20 points in Game 1 of the series, 4/18...**2007-08:** Appeared in all 17 games and made two starts in Detroit's run to the Eastern Conference Finals, averaging 8.2 points and 3.4 assists in 22.4 minutes per game...Shot 37.1 percent from the field and 87.9 percent (51-58) from the foul line...Scored in double figures six times with a high mark of 19 points in Game 3 of the Eastern Conference Semifinals against Orlando, 5/7.

COLLEGE

Named Honorable Mention All-America by the Associated Press and earned All-Big Sky Conference honors in both 2005-06 and 2006-07 ... Named Big Sky Conference Most Valuable Player as a freshman in 2005-06 ... Ended his career ranked fourth all-time in Eastern Washington history in scoring with 1,438 points ... Holds the highest career scoring average in school history (24.3 ppg) and ranks fourth in assists average (4.8 apg), fourth in steals (137) and fifth in free throw percentage (.806) ... Scored 20 or more points 41 times and surpassed the 30-point plateau 15 times ... Sat out the 2004-05 season at Eastern Washington while establishing academic eligibility ... Led the Big Sky Conference and ranked seventh in the nation in scoring (24.6 ppg) – a single-season school record – as a sophomore ... Also broke his own school records for free throws made (215) and attempted (254) in a season that year... Ranked second in the conference in assists (5.5 apgs) and steals (2.5 spg) ... Led the conference and ranked eighth in the nation in scoring (24.2 ppg) as a freshman ... Set single-season school record for points (726), field goals made (250) and field goals attempted (510) ... Scored a school-record 45 points on 15-for-21 shooting at Northern Arizona.

PERSONAL

Full name is Rodney Norvell Stuckey ... Son of Faye Stuckey ... Has one daughter, Alexia, and a son, Trey, ages 10 and three ... Has four brothers and two sisters ... Grew up in Seattle and played basketball at Kentwood High School in Kent, Washington ... Played alongside his brother, Ronnie, at Kentwood where they won a state title in 2004 ... Majored in interdisciplinary studies/criminal justice at Eastern Washington University ... Helps present the Indiana Pacers' annual "Come to Our House" Thanksgiving dinner which serves a free holiday dinner to guests from Indianapolis area missions and shelters ... Has performed various work with the Dayspring Center in Indianapolis, including hosting a mini golf tournament to raise money for the organization ... Sponsors his own fan section in Bankers Life Fieldhouse called "Rodney Stuckey's Crew Presented by Mountain Dew."

#2 RODNEY STUCKEY

STATISTICS

REGULAR SEASON

YR	G-GS	MIN	3-POINT										OR	DR	TR	AVG	AST	PF-DD	ST	TO	BKS	PTS	AVG
			FGM-FGA	PCT	FGM-FGA	PCT	FTM-FTA	PCT															
2007-08 DET	57-2	1081	153-382	.401	31-16	.198	127-156	.814	32	97	129	2.3	160	113-0	49	78	6	436	7.6				
2008-09 DET	79-65	2517	401-913	.439	23-78	.295	233-290	.803	69	206	275	3.5	387	217-3	78	173	11	1058	13.4				
2009-10 DET	73-67	2499	449-1109	.405	10-18	.279	239-359	.833	67	214	281	3.8	348	205-2	101	163	12	1215	16.6				
2010-11 DET	70-54	2183	363-827	.439	26-90	.289	330-831	.866	70	146	216	3.1	361	177-0	76	155	10	1082	15.5				
2011-12 DET	55-48	1644	256-597	.429	33-104	.317	267-320	.834	38	104	142	2.6	210	124-4	44	106	10	812	14.8				
2012-13 DET	76-24	2171	304-748	.406	55-182	.302	213-272	.783	43	169	212	2.8	270	127-1	51	134	17	876	11.5				
2013-14 DET	73-5	1950	372-853	.436	24-88	.273	244-292	.836	39	130	169	2.3	152	131-1	54	125	10	1012	13.9				
2014-15 IND	71-36	1784	332-754	.440	55-141	.390	177-216	.819	36	212	248	3.5	219	131-0	56	118	10	896	12.6				
2015-16 IND	58-12	1785	183-443	.413	20-83	.241	131-158	.829	19	137	156	2.7	142	77-0	43	76	8	519	8.7				
NBA (9)	612-302	12781	2813-6626	.425	257-861	.298	221-2444	.827	413	1415	1828	3.0	22493	902-9	552128	94	7904	12.9					

PLAYOFFS

YR	G-GS	MIN	3-POINT										ST	TO	BKS	PTS	AVG		
			FGM-FGA	PCT	FGM-FGA	PCT	FTM-FTA	PCT	OR	DR	TR	AVG						AST	PF-DD
2007-08 DET	17-2	380	43-116	.371	2-7	.286	51-58	.879	11	21	32	1.9	58	35-0	18	23	2	139	8.2
2008-09 IND	4-4	128	24-61	.393	0-8	.000	12-14	.857	2	7	9	2.3	21	9-0	0	6	0	60	15.0
2015-16 IND	7-0	125	17-43	.395	5-10	.500	5-9	.556	1	14	15	2.1	14	9-0	4	6	1	44	6.3
NBA (3)	28-6	633	84-220	.382	7-25	.280	68-81	.840	14	42	56	2.0	93	53-0	22	35	3	243	8.7

CAREER HIGHS

REGULAR SEASON

MIN:	50, at HOU, 3/18/09
FGM:	15, vs. CHI, 12/23/08
	vs. SAC, 1/2/09
FGA:	29, vs. SAC, 1/2/09
3-pt FGM:	6, vs. ORL, 3/10/15
3-pt FGA:	9, vs. ORL, 3/10/15
FTM:	13, vs. CLE, 4/11/11
	vs. CHI, 4/15/12
FTA:	18, vs. CHI, 4/15/12
OR:	6, vs. BOS, 1/20/10
DR:	12, vs. POR, 12/13/14
TR:	14, vs. POR, 12/13/14
AST:	14, vs. TOR, 3/16/11
	vs. CLE, 4/11/11
ST:	5, at UTA, 11/21/09
	at CLE, 12/23/13
TO:	8, at ATL, 4/8/14
BKS:	2, at CLE, 2/21/12
	at PHX, 11/2/12
	at MIL, 1/11/13
PTS:	40, vs. CHI, 12/23/08

PACERS REGULAR SEASON

MIN:..... 39, vs. POR, 12/13/14
vs. TOR, 1/27/15
FGM:..... 13, vs. ORL, 3/10/15
FGA:..... 20, at SA, 11/26/14
3-pt FGM:..... 6, vs. ORL, 3/10/15
3-pt FGA:..... 9, vs. ORL, 3/10/15
FTM:..... 8, Five times
Last: at POR, 12/3/15
FTA:..... 10, vs. LAL, 12/15/14
vs. MIL, 3/12/15
OR:..... 3, vs. LAL, 12/15/14
DR:..... 12, vs. POR, 12/13/14
TR:..... 14, vs. POR, 12/13/14
AST:..... 8, at BKN, 12/27/14
at MIN, 12/26/15
ST:..... 4, at SAC, 12/5/14
at BKN, 12/27/14
TO:..... 5, at ORL, 1/25/15
vs. CHA, 4/3/15
at NYK, 4/8/15
BKS:..... 1, 18 times
Last: at TOR, 4/8/16
PTS:..... 34, vs. ORL, 3/10/15

#2 RODNEY STUCKEY

CAREER HIGHS

PLAYOFFS

MIN:	35, vs. CLE, 4/24/09
FGM:	7, at CLE, 4/18/09 vs. CLE, 4/26/09
FGA:	21, at CLE, 4/18/09
3-pt FGM:	2, vs. TOR, 4/29/16
3-pt FGA:	3, at CLE, 4/18/09 at CLE, 4/21/09 vs. TOR, 4/29/16
FTM:	9, at ORL, 5/7/08 vs. BOS, 5/24/08
FTA:	10, vs. BOS, 5/24/08
OR:	3, at PHI, 4/27/08
DR:	5, vs. CLE, 4/24/09
TR:	5, at PHI, 5/1/08 vs. CLE, 4/24/09
AST:	6, vs. ORL, 5/13/08 at CLE, 4/21/09 vs. CLE, 4/26/09
ST:	4, vs. BOS, 5/24/08
TO:	4, vs. CLE, 4/24/09
BKS:	1, vs. BOS, 5/24/08 vs. BOS, 5/30/08 at TOR, 4/18/16
PTS:	20, at CLE, 4/18/09

PACERS PLAYOFFS

MIN:	22, at TOR, 4/26/16
FGM:	4, at TOR, 5/1/16
FGA:	10, at TOR, 4/26/16
3-pt FGM:	2, vs. TOR, 4/29/16
3-pt FGA:	3, vs. TOR, 4/29/16
FTM:	3, vs. TOR, 4/21/16
FTA:	4, at TOR, 4/18/16
OR:	1, at TOR, 4/26/16
DR:	3, Three times Last: vs. TOR, 4/29/16
TR:	3, Three times Last: vs. TOR, 4/29/16
AST:	5, at TOR, 4/26/16
ST:	1, Four times Last: at TOR, 5/1/16
TO:	3, at TOR, 4/26/16
BKS:	1, at TOR, 4/18/16
PTS:	9, at TOR, 5/1/16

IN THE REGULAR SEASON, THE LAST TIME RODNEY...

.....MISSED A GAME

due to Injury: vs. New York, 2/24/16
due to Coach's Decision: at Oklahoma City,
4/16/14
due to Illness: at Orlando, 1/27/13

...SCORED 30+ POINTS

34, vs. Orlando, 3/10/15

...SCORED 20+ POINTS

23, at Utah, 12/5/16

... RECORDED A DOUBLE-DOUBLE

20 points, 10 rebounds, vs. L.A. Lakers,
12/15/14

... GRABBED 10+ REBOUNDS

10, vs. L.A. Lakers, 12/15/14

...STARTED A GAME

at Milwaukee, 4/13/16

...FOULED OUT

at Atlanta, 11/22/13

REGULAR SEASON MISCELLANEOUS TOTALS

...GAMES WITH:

30+ points – 12
20+ points – 110
10+ assists – 18
10+ rebounds – 4
20+ points, 10+ assists – 6
20+ points, 10+ rebounds – 2

...DOUBLE-DOUBLES – 20


Points/Assists – 16
Points/Rebounds – 4

...TECHNICAL FOULS – 18

...FLAGRANT FOULS – 4

...DISQUALIFICATIONS – 9

#44 JEFF TEAGUE



POSITION: Guard
NBA YEARS: 7
HEIGHT: 6-2
WEIGHT: 186 lbs.
BIRTHDATE: 6/10/88 in Indianapolis, Indiana
HIGH SCHOOL: Pike H.S. (Indianapolis, Indiana)
COLLEGE: Wake Forest
DRAFTED: By Atlanta, First Round, 2009 (19th overall)
ACQUIRED: From Atlanta in a three-team trade that sent George Hill to Utah, 7/7/16
FOLLOW JEFF ON TWITTER: @Teague0

AWARDS AND RECOGNITION

2014-15: Selected as a reserve to the 2015 Eastern Conference All-Star Team ... Eastern Conference Co-Player of the Month (January) ... Eastern Conference Player of the Week (Dec. 29 - Jan. 4) ... **2013-14:** Eastern Conference Player of the Week (April 7-14).

2015-16

In 79 games (78 starts), averaged 15.7 points, 5.9 assists, 2.7 rebounds and 1.2 steals in 28.5 minutes (.439 FG%, .400 3FG%, .837 FT%) ... Ranked 17th in the NBA in assists, tied for 17th in three-point percentage, 34th in free throw percentage and 39th in steals per game ... Scored in double-figures 63 times, including 23 20-point nights (one 30-point game) ... Tallied four double-doubles and had five double-digit assist games ... Led the team in scoring 20 times, assists on 49 occasions and rebounding twice ... Posted single season career-highs in three-point field goals (110), three-point percentage and rebounds per game ... Recorded a season-high 32 points to go with eight assists, five rebounds and one steal (12-15 FGs, career-high 5-6 3FGs, 3-3 FTs) against Dallas, 2/1 ... Tallied 24 points (10-17 FGs, 1-4 3FGs, 3-3 FTs), nine assists, a career-high tying three blocks, two rebounds and one steal against Minnesota, 11/9 ... Missed three games (11/15-11/18) due to a left ankle sprain.

CAREER

In seven seasons with Atlanta (2009-16), Teague has appeared in 518 games (383 starts) and averaged 12.1 points, 5.2 assists, 2.2 rebounds and 1.2 steals in 26.1 minutes per game ... Holds career shooting percentages of .448 from the field, .355 from three-point range and .838 from the foul line ... Finished his Hawks' career ranked seventh in franchise history in steals (613), and eighth in three-pointers made (420), three-point attempts (1,184) and free throw percentage (.838) ... **2014-15:** Earned his first All-Star berth, played in 73 games (72 starts) and averaged 15.9 points, 7.0 assists, 2.5 rebounds and 1.7 steals in 30.5 minutes (.460 FG%, .343 3FG%, .862 FT%) ... Finished tied for eighth in the NBA in apg, 14th in spg, 19th in FT% and 24th in FTM (275) ... Scored in double-figures 59 times, including 25 20-point outings ... Led the team in assists 59 times, scoring on 23 occasions and rebounding once ... Named Kia NBA co-Eastern Conference Player of the Month in January 2015 ... **2013-14:** Recorded averages of 16.5 points, 6.7 assists, 2.6 rebounds and 1.1 steals in 32.2 minutes in 79 games, all starts (.438 FG%, .846 FT%) ... Ranked ninth in the NBA in apg, tied for 18th in free throws made (318) and 25th in free throw percentage ... Had 13 double-doubles on the season ... Scored in double-figures 65 times (23 20-point outings, including three 30-point nights) ... Increased his scoring average for the fourth straight year ... **2012-13:** Recorded 14.6 points and career-high 7.2 assists along with 2.3 rebounds and 1.5 steals in 32.9 minutes (.451 FG%, .359 3FG%, .881 FT%), appearing in a team-high 80 games (78 starts) ... Ranked eighth in the NBA in free throw percentage, 12th in apg and 24th in spg ... His .881 percentage at the line was the fourth-highest in franchise history, while his 579 assists was the eighth-best single-season effort ... **2011-12:** One of the league's most improved players, he started all 66 games, averaging 12.6 points, 4.9 assists, 2.4 rebounds and 1.6 steals in 33.1 minutes (.476 FG%, .342 3FG%, .757 FT%) ... Ranked eighth in the NBA in steals (106), 10th in steals per game, 20th in STL/TO ratio (0.79), 22nd in assists (321), 23rd in assists per game and 40th in FG% ... **2010-11:** The second-year guard averaged 5.2 points, 2.0 assists and 1.5 rebounds in 13.8 minutes (.438 FG%, .375 3FG%, .794 FT%) ... Scored in double-figures 12 times, including three 20-point efforts ... 2009-10: In his rookie campaign, Teague finished the year averaging 3.2 points, 1.7 assists and 0.9 rebounds in 10.1 minutes (.396 FG%, .837 FT%), playing in 71 games (three starts) ... Ranked 10th among rookies in assists.

**JEFF
TEAGUE**

44

#44 JEFF TEAGUE

PLAYOFFS

Leading the Hawks to the playoffs in each of his seven seasons in Atlanta, Teague has put in 13.0 points, 4.4 assists and 2.6 rebounds in 28.9 minutes per game in 52 career postseason games (41 starts) ... Holds postseason shooting percentages of .406 from the field, .328 from three-point range and .876 from the line ... **2015-16:** Averaged 14.5 points, 6.1 assist and 1.9 rebounds in 10 games as the Hawks reached the Eastern Conference Semifinals ... Scored in double figures eight times with two games with 20 or more ... Averaged 16.5 points and 6.0 assists per game as the Hawks defeated the Celtics in six games in the First Round ... Finished with 23 points and 12 assists in Boston's Game 1 win, 4/16 ... Added 19 points and 14 assists in Game 3 against the Cavaliers, 5/6 ... **2014-15:** Posted a team-leading 16.8 points and 6.7 assists while adding 3.2 rebounds and 1.5 steals in 33.0 minutes (.410 FG%, .323 3FG%, .867 FT%) while starting all 16 playoff games in 2015 ... Recorded a team-leading 21.5 points and 4.5 assists, while posting 3.3 rebounds and 1.3 steals in 35.0 minutes (.434 FG%, 1.000 FT%) in the Eastern Conference Finals vs. Cleveland ... Recorded playoff career-highs of 30 points (5/24) and 11 FGM (5/20) in the Cleveland series ... **2013-14:** Started all seven games in the First Round series versus the Pacers, putting in 19.3 points, 5.0 assists, 3.7 rebounds and 1.0 steals in 34.6 minutes ... **2012-13:** In six starts against Indiana, averaged 13.3 points, 5.0 assists, 2.8 rebounds and 1.5 steals ... **2011-12:** Started all six games against Boston in the First Round series and put in 14.0 points, 4.2 assists and 3.7 rebounds in 37.5 minutes ... **2010-11:** Appeared in eight games (six starts) vs. Orlando and Chicago, and compiled 11.8 points, 3.5 assists and 2.1 rebounds in 29.8 minutes (.514 FG%, .826 FT%) ... Had a breakout second round vs. Chicago in place of the injured Kirk Hinrich, and tallied 14.8 points, 4.2 assists, 2.8 rebounds and 1.0 steals in 38.2 minutes (.537 FG%, .842 FT%), while squaring off head-to-head against NBA MVP Derrick Rose ... **2009-10:** Averaged 1.8 points and 6.6 minutes (.333 FG%, .400 3FG%) in nine playoff contests against Milwaukee and Orlando.

COLLEGE

Teague was named Honorable Mention All-America by Associated Press after his breakout sophomore season (2008-09), when he averaged team-highs of 18.8 points, 3.5 assists and 1.9 steals, hitting team-best .441 3FGs and .817 FTs (made .485 FGs) ... Named All-ACC Second Team ... Helped Wake achieve a No. 1 national ranking ... Scored in double-digits in last 35 games of his career ... Finished with 12 games of 20-points-or-more ... Led team in scoring 17 times and in assists on 15 occasions ... Just missed a triple-double with 14 points, eight rebounds and eight assists against Baylor ... As a freshman in 2007-08, averaged 13.9 points and was named to the ACC All-Freshman Team ... Named ACC Rookie of the Week on four occasions ... Led team with 55 steals for an average of 1.8 per game ... Ranked second on the team with 74 total assists ... Scored 20-points-or-more in six games, and led the team in scoring 10 games.

PERSONAL

Born in Indianapolis and graduated from Pike High School ... Son of Shawn and Carol Teague ... Has two brothers and two sisters ... Brother Marquis currently plays professionally in Israel ... Father played at Missouri and Boston University, where he was coached by Rick Pitino ... Majored in religion at Wake ... Sponsors an AAU program for local youth in the Indianapolis area ... Favorite movie is "Boys in the Hood," and top TV shows are "The Jamie Foxx Show" and "Martin" ... Enjoys listening to R&B and Hip-Hop, especially Jay-Z ... A huge fan of professional wrestling ... Roots for his hometown Indianapolis Colts ... Enjoys vacationing in Miami ... Likes to draw ... On twitter @Teague0.

#44 JEFF TEAGUE

STATISTICS

REGULAR SEASON

YR	G-GS	MIN	FGM-FGA	PCT	3-POINT			FTM-FTA	PCT	OR	DR	TR	AVG	AST	PF-DQ	ST	TO	BKS	PTS	AVG
					FGM-FGA	PCT	FTM-FTA													
2009-10 ATL	71-3	719	90-227	.396	7-32	.219	41-49	.837	5	62	67	0.9	122	82-0	34	50	11	228	3.2	
2010-11 ATL	70-7	963	133-304	.438	18-48	.375	77-97	.794	11	91	102	1.5	138	82-0	45	64	25	361	5.2	
2011-12 ATL	66-66	2183	320-672	.476	51-149	.342	140-185	.757	21	138	159	2.1	321	145-0	106	134	37	831	12.6	
2012-13 ATL	80-78	2628	439-974	.451	89-248	.359	199-226	.881	25	155	180	2.3	579	181-1	117	230	28	1166	14.6	
2013-14 ATL	79-79	2542	456-1040	.438	74-225	.329	318-376	.846	34	174	208	2.6	528	158-0	89	232	17	1304	16.5	
2014-15 ATL	73-72	2228	408-887	.460	71-207	.343	275-319	.862	30	154	184	2.5	513	139-0	125	205	31	1162	15.9	
2015-16 ATL	79-78	2255	434-988	.439	110-275	.400	261-312	.837	33	181	214	2.7	470	167-2	97	218	24	1239	15.7	
NBA (7)	518-383	13518	2280-5092	.448	420-1184	.355	1311-1564	.838	159	955	1114	2.2	2671	954-3	6131133	173	6291	12.1		

PLAYOFFS

YR	G-GS	MIN	FGM-FGA	PCT	3-POINT			FTM-FTA	PCT	OR	DR	TR	AVG	AST	PF-DQ	ST	TO	BKS	PTS	AVG
					FGM-FGA	PCT														
2009-10 ATL	9-0	59	7-21	.333	2-5	.400	0-0	---	0	2	2	0.2	4	3-0	3	4	1	16	1.8	
2010-11 ATL	8-6	238	37-72	.541	1-7	.143	19-23	.826	0	17	17	2.1	28	10-0	6	8	3	94	11.8	
2011-12 ATL	6-6	225	30-73	.411	7-17	.412	17-19	.895	4	18	22	3.7	25	18-0	5	10	5	84	14.0	
2012-13 ATL	6-6	213	27-81	.333	3-10	.300	23-28	.821	3	14	17	2.8	30	17-0	9	14	2	80	13.3	
2013-14 ATL	7-7	242	44-112	.393	9-27	.333	38-40	.950	5	21	26	3.7	35	15-0	7	21	4	135	19.3	
2014-15 ATL	16-16	529	98-239	.410	21-65	.323	52-60	.867	10	41	51	3.2	107	34-0	24	43	7	269	16.8	
2015-16 ATL	10-10	279	46-121	.380	9-36	.250	44-52	.846	3	16	19	1.9	62	30-0	6	25	2	145	14.5	
NBA (7)	62-51	1785	289-719	.402	52-167	.311	193-222	.869	25	129	154	2.5	291	127-0	60	125	24	823	13.3	

CAREER HIGHS

REGULAR SEASON

MIN:53, vs. UTA, 3/25/12
FGM:14, at CLE, 12/26/13
 at PHO, 3/2/14
FGA:24, at CLE, 12/26/13
3-pt FGM:5, vs. DAL, 2/1/16
3-pt FGA:9, vs. WAS, 3/21/16
FTM:13, vs. NY, 2/22/14
FTA:15, vs. NY, 2/22/14
OR:4, vs. DET, 12/23/15
DR:7, Three times
 Last: at MIL, 12/27/14
TR:8, Three times
 Last: at MIL, 12/27/14
AST:15, Four times
 Last: at CHA, 11/7/14
ST:6, vs. CLE, 11/30/12
TO:7, Three times
 Last: vs. MIL, 3/13/14
BKS:3, Five times
 Last: vs. MIN, 11/9/15
PTS:34, at CLE, 12/26/13
 vs. TOR, 3/18/14

PLAYOFFS

MIN:47, at BOS, 5/4/12
FGM:11, vs. CLE, 5/20/15
FGA:24, vs. CLE, 5/20/14
3-pt FGM:3, Three times
 Last: at BOS, 4/24/16
3-pt FGA:9, at BOS, 4/24/16
FTM:9, Five times
 Last: at BOS, 4/22/16
FTA:11, vs. BOS, 4/16/16
OR:3, at WAS, 5/11/15
DR:6, at CLE, 5/24/15
TR:7, vs. WAS, 5/5/15
AST:14, vs. CLE, 5/6/16
ST:3, Four times
 Last: at WAS, 5/9/15
TO:7, vs. WAS, 5/13/15
BKS:2, Four times
 Last: vs. CLE, 5/22/15
PTS:30, at CLE, 5/24/15

#44 JEFF TEAGUE

IN THE REGULAR SEASON, THE LAST TIME JEFF...

.....MISSED A GAME

due to Injury: vs. Sacramento, 11/18/15
due to Coach's Decision: at Washington,
4/12/15

...SCORED 30+ POINTS

32, vs. Dallas, 2/1/16

...RECORDED A DOUBLE-DOUBLE

12 points, 12 rebounds, at Detroit, 3/26/16

...RECORDED 30+ POINTS/10+ ASSISTS

34 points, 14 assists, at Cleveland, 12/26/13

...RECORDED 20+ POINTS/10+ ASSISTS

23 points, 11 assists, vs. Cleveland, 12/30/14

...FOULED OUT

at Miami, 11/22/13

REGULAR SEASON MISCELLANEOUS TOTALS

...GAMES WITH:

30+ points – 4
20+ points – 103
10+ assists – 50
30+ points/10+ assists – 2
20+ points/10+ assists – 19


...DOUBLE-DOUBLES – 46

...TECHNICAL FOULS – 8

...FLAGRANT FOULS – 3

...DISQUALIFICATIONS – 3

#33 MYLES TURNER



POSITION: Forward/Center

YRS PRO: 1

HEIGHT: 6-11

WEIGHT: 250 lbs.

BIRTHDATE: 3/24/96 in Bedford, TX

HIGH SCHOOL: Euless Trinity (Dallas, Texas)

COLLEGE: Texas

DRAFTED: By Indiana, First Round, 2015 (11th overall)

FOLLOW MYLES ON TWITTER: @Original_Turner

AWARDS AND RECOGNITION

2015-16: NBA All-Rookie Second Team ... NBA Eastern Conference Rookie of the Month (February 2016).

2015-16

Played in 60 games and made 30 starts during his rookie season, posting averages of 10.3 points, 5.5 rebounds and 1.4 blocks in 22.8 minutes per game...Shot 49.8 percent from the field and 72.7 percent from the free throw line...Among NBA rookies, Turner ranked seventh in scoring, fifth in rebounding, sixth in field goal percentage and third in blocked shots...Scored in double figures 28 times with six games of 20 or more points...Recorded 10 or more rebounds seven times with four double-doubles...Broke out with 25 points on 11-for-13 shooting from the field to go with a team-high seven rebounds in 29 minutes off the bench at Denver, 1/17...Added 15 points and four blocks in 31 minutes the following game at Phoenix, 1/19, before pouring in a career-high 31 points on 12-17 shooting at Golden State, 1/22...Turner became the first Pacers rookie to score 30 or more points since March 5, 2002, when Jamaal Tinsley finished with 30 in a win over Orlando...Made his first-career start against Atlanta, 1/28, as he finished with 20 points on 9-for-17 shooting in the win over the Hawks...Finished with 16 points and six blocked shots – the most by any Pacers player this season – in the road win at Oklahoma City, 2/19...Recorded 24 points and a season high 16 rebounds on the day of his 20th birthday in the win over New Orleans, 3/24...Became the fourth Pacers rookie in franchise history and the first since Jamaal Tinsley in 2002-03 to be named Eastern Conference Rookie of the Month as he averaged 13.4 points, 6.6 rebounds and 1.8 blocks per game while shooting 51.0 percent from the field during the month of February...Averaged 11.5 points, 6.7 rebounds and 1.6 blocks per game in 30 starts compared to 9.2 points, 4.4 rebounds and 1.2 blocks per game in 30 appearances off the bench...Missed 20 games (11/13-12/26) with a chip fracture in his left thumb...Recorded two DNP-CD's.

PLAYOFFS

Appeared in all seven games and made four starts during Indiana's First Round series against Toronto ... Averaged 10.3 points and 6.4 rebounds in 28.1 minutes per game ... Led all NBA players through the opening round of the playoffs and set a Pacers' playoff franchise record with 23 blocked shots, 3.3 per game ... Blocked at least two shots in all seven contests with four or more in three games ... Shot 46.5 percent from the field and 66.7 percent from the foul line in the series ... Came off the bench the first three games of the series and averaged 11.7 points on 61.5 percent shooting to go with 5.0 rebounds and 3.3 blocks per game ... Scored 10 points, grabbed five rebounds and blocked five shots - tied for the most by any player in the playoffs - in Indiana's Game 1 win at Toronto, 4/16 ... Posted his highest scoring game of the series with 17 points to go with eight rebounds and three blocks in 31 minutes off the bench in Game 3, 4/21 ... Was inserted into the starting lineup for Game 4 and started each of the last four games, averaging 9.3 points, 7.5 rebounds and 3.3 blocks as a starter ... Scored 15 points, grabbed nine rebounds and blocked four shots in the Pacers' Game 6 victory, 4/29.

INTERNATIONAL

2016: Named to the United States Men's National Select Team and participated alongside the 2016 U.S. Men's National Team prior to the 2016 Olympic Games ... **2014:** Helped the U.S. U-18 earn the gold medal in the Americas Championships in Colorado Springs, CO ... Averaged 7.4 points, 4.8 rebounds and 3.6 blocks ... Led all players in tournament play with 18 blocked shots.



THE PLAYERS



MYLES
TURNER

33

#33 MYLES TURNER

COLLEGE

Earned Big-12 Freshman of the Year and All-Big 12 Third Team honors after appearing in all 34 games (making seven starts) during his only season at the University of Texas in 2014-15 ... Averaged 10.1 points, 6.5 rebounds and 2.6 blocks per game in 22.2 minutes per game ... Shot 45.5 percent from the field, 27.4 percent from three-point range and 83.9 percent from the free throw line ... Led the Big 12 Conference by a wide margin with 89 blocked shots – 31 more than the next player on the list (teammate Cameron Ridley, 57) ... Finished third in the conference in free throw percentage and sixth in rebounding ... In just his fifth-career game during a win over St. Francis (PA) on Nov. 25, Turner matched a school record for single-game field goal percentage that had stood since 1962 as he made 11-of-12 shots in a 25-point effort ... scored in double figures 13 times, including three games with 20 or more points ... Pulled down 10 or more rebounds seven times while posting four double-doubles ... Scored a career-high 26 points to go with nine rebounds against Lipscomb on Dec. 16 ... Finished with 25 points and a season-high 12 rebounds in the win over Texas Tech on Feb. 14.

PERSONAL

Full name is Myles Christian Turner ... son of David and Mary Turner ... has one younger sister, Mya (13) ... born March 24, 1996 in Bedford, Texas ... wore jersey No. 52 at Texas to honor Habram Rosario, a close friend and middle school teammate who passed from leukemia when Myles was in ninth grade (Rosario wore No. 52 on the middle school team) ... Studied psychology at the University of Texas ... Played in the McDonald's All-American Game, Jordan Brand Classic and was a member of the U.S. National Team at the Nike Hoop Summit in the spring following his senior season at Euless Trinity High School in Bedford, Texas ... Averaged 18.1 points, 12.2 rebounds and 6.8 blocks per game as a senior while leading Trinity to a 24-7 overall record.

STATISTICS

REGULAR SEASON

YR	G-GS	MIN	FGM-FGA	PCT	3-POINT			FTM-FTA	PCT	OR	DR	TR	AVG	AST	PF-DQ	ST	TO	BKS	PTS	AVG
					FGM-FGA	PCT	FTM-FTA													
2015-16 IND	60-30	1367	264-530	.498	3-14	.214	88-121	.727	.68	264	332	5.5	41	158-1	25	67	86	619	10.3	

PLAYOFFS

YR	G-GS	MIN	FGM-FGA	PCT	3-POINT			FTM-FTA	PCT	OR	DR	TR	AVG	AST	PF-DQ	ST	TO	BKS	PTS	AVG
					FGM-FGA	PCT	FTM-FTA													
2015-16 IND	7-4	197	33-71	.465	0-2	.000	6-9	.667	.16	29	45	6.4	3	24-0	2	12	23	72	10.3	

#33 MYLES TURNER

CAREER HIGHS

REGULAR SEASON

MIN:.....40, vs. DEN, 4/30/16
FGM:.....12, at GS, 1/22/16
FGA:.....20, vs. NY, 2/24/16
3-pt FGM:.....1, at OKC, 2/19/16
 at MIL, 3/2/16
 at DAL, 3/12/16
3-pt FGA:.....2, vs. PHI, 3/21/16
FTM:.....7, at GS, 1/22/16
FTA:.....9, at GS, 1/22/16
OR:.....6, vs. CLE, 2/1/16
DR:.....15, vs. NO, 3/24/16
TR:.....16, vs. NO, 3/24/16
AST:.....4, at BKN, 3/26/16
ST:.....2, Five times
 Last: at MIL, 4/13/16
TO:.....4, vs. BKN, 4/10/16
BKS:.....6, at OKC, 2/19/16
PTS:.....31, at GS, 1/22/16

PLAYOFFS

MIN:	35, at TOR, 4/26/16
FGM:	7, vs. TOR, 4/21/16
	at TOR, 4/26/16
FGA:	13, vs. TOR, 4/23/16
3-pt FGM:	0
3-pt FGA:	1, at TOR, 4/16/16
	at TOR, 4/18/16
FTM:	3, vs. TOR, 4/21/16
	vs. TOR, 4/29/16
FTA:	4, vs. TOR, 4/21/16
OR:	5, vs. TOR, 4/21/16
DR:	6, Three times
	Last: at TOR, 5/1/16
TR:	9, vs. TOR, 4/29/16
AST:	1, Three times
	Last: at TOR, 4/26/16
ST:	1, vs. TOR, 4/23/16
	vs. TOR, 4/29/16
TO:	3, Three times
	Last: vs. TOR, 4/29/16
BKS:	5, at TOR, 4/16/16
PTS:	17, vs. TOR, 4/21/16

IN THE REGULAR SEASON, THE LAST TIME MYLES...

.....MISSED A GAME

due to injury: at Minnesota, 12/26/15
due to Coach's Decision: vs. Atlanta, 12/28/15

...FOULED OUT

at Miami. 2/22/16

...SCORED 30+ POINTS

31. at Golden State. 1/22/16

...SCORED 20+ POINTS

28, vs. Brooklyn, 4/10/16

...RECORDED A DOUBLE-DOUBLE

28 points, 10 rebounds, vs. Brooklyn, 4/10/16

REGULAR SEASON MISCELLANEOUS TOTALS

...GAMES WITH:

- 30+ points – 1
- 20+ points – 6
- 10+ points – 28
- 10+ rebounds – 7
- 20+ points/10+ rebounds – 2

...DOUBLE-DOUBLES – 4

...DISQUALIFICATIONS – 1

#3 JOE YOUNG



POSITION: Guard

YRS PRO: 1

HEIGHT: 6-2

WEIGHT: 185 lbs.

BIRTHDATE: 6/27/92 in Houston, Texas

HIGH SCHOOL: Yates H.S. (Houston, TX)

COLLEGE: Oregon

DRAFTED: By Indiana, Second Round, 2015 (43rd overall)

FOLLOW JOE ON TWITTER: @JoeyBuckets3

2015-16

Made 41 appearances off the bench during his rookie season, averaging 3.8 points, 1.2 rebounds and 1.6 assists in 9.4 minutes per game...Shot 36.7 percent from the field, 21.7 percent from three-point range and 80.0 percent from the free throw line... Ranked 12th among NBA rookies with an average of 1.6 assists per game...Scored in double figures four times during the regular season...Scored 10 or more points in three straight games from Jan. 17-22 while averaging 14.0 points and 6.7 assists per game while shooting 51.5 percent (17-33) from the field over that span. He also led the Pacers in assists in all three of those games... Finished with 15 points and seven assists in only 18 minutes off the bench at Denver, 1/17...Followed with 11 points and five assist in the win at Phoenix, 1/19...Capped his best three-game performance of the year with season highs of 16 points and eight assists in 28 minutes against the defending-champion Golden State Warriors, 1/22...Shot 5-for-9 from the field for 10 points to go with three assists in 17 minutes off the bench at Miami, 2/22...Finished with seven points, four rebounds and a team-high seven assists in 23 minutes off the bench during the regular season finale at Milwaukee, 4/13...Recorded 39 DNP-CD's...Missed the Nov. 21 game against Milwaukee due to personal reasons and was placed on the inactive list for one game while assigned to the Fort Wayne Mad Ants of the NBA Development League...Made three starts for the Mad Ants, averaging 24.3 points, 3.3 rebounds, 2.0 assists and 1.7 steals per game...Shot 43.3 percent (26-60) from the field, 63.6 percent (7-11) from three-point range and 93.3 percent (14-15) from the foul line in his three appearances.

PLAYOFFS

2015-16: Appeared in four games off the bench in Indiana's First Round series vs. Toronto and averaged 2.3 points in 2.5 minutes per game...Shot 3-for-8 from the field, 1-for-4 from three-point range and 2-for-2 from the free throw line during the series...Posted his highest scoring total with four points to go with a rebound and an assist in the final three minutes of Game 2 at Toronto, 4/18.

COLLEGE

Played in 132 games, made 115 starts and averaged 17.5 points, 3.6 rebounds and 2.7 assists per game during his four-year college career at the University of Houston (2011-13) and University of Oregon (2013-15) ... Shot 45.2 percent from the field, 39.0 percent from three-point range and 88.6 percent from the free throw line during his career ... Earned all-conference recognition during each of his final three seasons while finishing his career as the Pac-12 Player of the Year after his senior season at Oregon ... Ended his two-year career at Oregon with 1,388 points, the highest two-year total in the program's history and 16th on the Ducks' career scoring list ... 2014-15: Earned Pac-12 Player of the Year and Sporting News All-America Third Team honors after averaging 20.7 points, 4.4 rebounds and 3.8 assists per game ... Shot 44.8 percent from the field, 35.7 percent from three-point range and 92.5 percent from the free throw line ... Placed ninth in the country and led all Pac-12 players in scoring ... Tied the University of Oregon's single-season scoring record with 745 points, matching Terrell Brandon's mark during the 1990-91 season ... Finished second in the nation and first in the Pac-12 in free throw percentage ... Finished second in the conference in three-point field goals made with 91, an average of 2.5 per game ... Named to the Pac-12 All-Tournament team after scoring 74 points in three games at the Pac-12 Tournament – the third-highest scoring total in tournament history ... 2013-14: Started all 34 games during his first season at Oregon, averaging 18.9 points, 2.8 rebounds, 1.9 assists and 1.2 steals per game ... Earned Second Team All-Pac 12 and Pac-12 Tournament team honors ... Shot a career-best 48.0 percent from the field, 41.5 percent from three-point range and 88.1 percent from the foul line ... Finished as the Pac-12's second-leading scorer, while ranking first in free throw percentage ... With 643 points, provided Oregon's fifth-best total for points in a season ... Scored a career-high 36 points



THE PLAYERS

**JOE
YOUNG**

3



#3 JOE YOUNG

against Western Carolina on Nov. 13, 2013 ... 2012-13: Was selected to the All-Conference USA First Team after averaging 18.0 points, 3.5 rebounds and 3.6 assists per game ... Shot 45.8 percent from the field, 42.0 percent from three-point range and 87.5 percent from the free throw line ... Led Houston and ranked second in Conference USA in scoring ... Placed third in the league in free throw percentage ... Scored 20 or more points during six consecutive games late in the season capped by a season-high 32 points against Tulane ... 2011-12: Selected to the Conference USA All-Freshman team ... Finished third on the team with 11.3 points per game while adding 3.6 rebounds and 3.3 assists per game ... Led the Cougars and ranked among the Conference USA top-10 individual leaders in three-point field goal percentage (.382) ... Shot 83.7 percent from the free throw line ... 2010-11: Redshirted his first season at the University of Houston.

PERSONAL

Born Joseph Michael Young in Houston, Texas ... Parents are Michael and Tina Young ... Father, Michael, ranks as the third-leading scorer in University of Houston history and is one of five players to have his jersey number retired by the school ... Studied sociology ... Fluent in sign language, he has performed work with Starkey Hearing Foundation in the past.

STATISTICS

REGULAR SEASON

YR	G-GS	MIN	FGM-FGA	PCT	3-POINT			FTM-FTA	PCT	OR	DR	TR	AVG	AST	PF-DQ	ST	TO	BKS	PTS	AVG
					FGM-FGA	PCT	FTM-FTA													
2015-16 IND	41-0	384	62-169	.367	10-46	.217	20-25	.800	6	44	50	1.2	65	30-0	15	33	0	154	3.8	
NBA (1)	41-0	384	62-169	.367	10-46	.217	20-25	.800	6	44	50	1.2	65	30-0	15	33	0	154	3.8	

PLAYOFFS

YR	G-GS	MIN	FGM-FGA	PCT	3-POINT			FTM-FTA	PCT	OR	DR	TR	AVG	AST	PF-DQ	ST	TO	BKS	PTS	AVG
					FGM-FGA	PCT														
2015-16 IND	4-0	10	3-8	.375	1-4	.250	2-2	1.000	0	1	1	0.3	1	3-0	0	2	0	9	2.3	
NBA (1)	4-0	10	3-8	.375	1-4	.250	2-2	1.000	0	1	1	0.3	1	3-0	0	2	0	9	2.3	

#3 JOE YOUNG

CAREER HIGHS

REGULAR SEASON

MIN:	28, at GS, 1/22/16
FGM:	7, at DEN, 1/17/16
FGA:	13, at MIL, 4/13/16
3-pt FGM:	2, vs. DET, 2/6/16 at BKN, 2/3/16
3-pt FGA:	5, at MIL, 4/13/16 at BKN, 2/3/16
FTM:	3, at GS, 1/22/16 at CHI, 11/16/15
FTA:	4, at GS, 1/22/16 at CHI, 11/16/15
OR:	1, vs. TOR, 3/17/16 at BRK, 2/3/16 vs. LAC, 1/26/16 at GS, 1/22/16 at MIA, 1/4/16
DR:	5, at MIA, 1/4/16
TR:	6, at MIA, 1/4/16
AST:	8, at GS, 1/22/16
ST:	2, at SAC, 1/23/16 at PHX, 1/19/16 at PHI, 11/18/15
TO:	4, vs. LAC, 1/26/16
BKS:	0
PTS:	16, at GS, 1/22/16

PLAYOFFS

MIN:	3, vs. TOR, 4/29/16 vs. TOR, 4/23/16 at TOR, 4/18/16
FGM:	1, vs. TOR, 4/29/16 vs. TOR, 4/21/16 at TOR, 4/18/16
FGA:	2, vs. TOR, 4/29/16 vs. TOR, 4/23/16 vs. TOR, 4/21/16 at TOR, 4/18/16
3-pt FGM:	1, vs. TOR, 4/21/2016
3-pt FGA:	2, vs. TOR, 4/21/2016
FTM:	2, at TOR, 4/18/16
FTA:	2, at TOR, 4/18/16
OR:	0
DR:	1, at TOR, 4/18/16
TR:	1, at TOR, 4/18/16
AST:	1, at TOR, 4/18/16
ST:	0
TO:	1, vs. TOR, 4/29/16 vs. TOR, 4/23/16
BKS:	0
PTS:	4, at TOR, 4/18/16

IN THE REGULAR SEASON, THE LAST TIME JOE...

.....MISSED A GAME

due to Injury: Never
due to Personal Reasons: vs. Milwaukee,
11/21/15
due to Coach's Decision: vs. New York,
4/12/16

...SCORED 10+ POINTS

10, at Miami, 2/22/16

...FOULED OUT

Never

REGULAR SEASON MISCELLANEOUS TOTALS

...GAMES WITH:

10 + Points – 4

#21 THADDEUS YOUNG



POSITION: Forward

NBA YEARS: 9

HEIGHT: 6-8

WEIGHT: 221 lbs.

BIRTHDATE: 6/21/88 in New Orleans, Louisiana

HIGH SCHOOL: Mitchell H.S. (Memphis, Tennessee)

COLLEGE: Georgia Tech

DRAFTED: By Philadelphia, First Round, 2007 (12th overall)

ACQUIRED: From Brooklyn in exchange for the draft rights to Caris LeVert, 7/7/16

FOLLOW THADDEUS ON TWITTER: @yungsmoove21

AWARDS AND RECOGNITION

2013-14: Eastern Conference Player of the Week (Dec. 31-Jan. 6) ... **2007-08:** NBA All-Rookie Second Team

2015-16

Started 73 games for the Brooklyn Nets, recording averages of 15.1 points, 9.0 rebounds, 1.8 assists and 1.5 steals in 33.0 minutes per game ... Shot 51.4 percent from the floor, 23.3 percent from three-point range and 64.4 percent from the free throw line ... Led the team in rebounding, steals and double-doubles (28) and finished second on the team in scoring ... Posted single-season career-highs for rebounds and double-doubles ... Posted four straight double-doubles from Dec. 4-10, the longest streak in his career ... Finished 16th in the NBA in rebounding average and 16th in field goal percentage ... Recorded a Nets' season-high with seven steals to go along with 18 points, eight rebounds, three assists and three blocks at Phoenix, 2/25; he became just the second Net since 1983-84 to tally seven or more steals and three or more blocks in the same game (Dudley Bradley on 12/21/87) and the first player in the league to do so in 10 years (Gerald Wallace, 1/13/06) ... Scored in double figures 64 times, including 12 20-point games ... Matched his career-high with 16 rebounds vs. Philadelphia, 3/15 ... Totaled 14 points, 14 rebounds and a season-high seven assists vs. Sacramento, 2/5 ... Scored a season-high 29 points and matched his career-high with 14 made field goals vs. Dallas, 12/23 ... Was one of three players this season to average 15.0 points and 9.0 rebounds while shooting .500 or better from the field (Andre Drummond, Karl-Anthony Towns) ... Became the third player in franchise history to register 600+ boards and 100+ steals in the same season (Jason Kidd in 2006-07 and Bernard King in 1977-78 and 1978-79) ... Is one of five players to register 110+ steals in each of the last four seasons (Steph Curry, Monta Ellis, James Harden and Chris Paul) ... Was shut down for the final seven games of the season (rest) ... Recorded two DNP-CD's.

CAREER

In 592 career games (362 starts) with the Philadelphia 76ers (2007-14), Minnesota Timberwolves (2013-14) and Brooklyn Nets (2014-16), Young has averaged 13.8 points, 5.5 rebounds, 1.5 assists and 1.4 steals in 30.3 minutes per game ... Has recorded 74 double-doubles in his NBA career with a single-season high of 28 during the 2015-16 campaign with Brooklyn ... **2014-15:** Appeared in 76 games (48 games, all starts, with Minnesota and 28 games, 20 starts, with Brooklyn), averaging 14.1 points, 5.4 rebounds and 1.6 steals in 32.0 minutes per game... Averaged 13.8 points, 5.9 rebounds and 1.4 steals in 29.6 minutes per game with the Nets... Led or tied for the Nets' lead in scoring two times, rebounds seven times, steals 12 times and minutes played four times... Finished 11th in the league in steals per turnover (124:117, 1.06:1)... Made his Nets' debut on 2/20 at LAL, scoring eight points in 12 minutes... Made his first start as a Net on 3/8 vs. UTA, totaling 19 points and a Nets' season-high-tying four steals in 33 minutes... Posted his first double-double as a Net (and third of the season) with 15 points and 11 rebounds vs. ATL on 4/8... Scored in double figures 20 times with the Nets, including four games of 20+ points... Scored 24 points in a career-high 53 minutes on 3/20 vs. MIL (triple OT)... Scored a Nets' career-high and season-high-tying 29 points (12-15 FG) on 4/3 vs. TOR... The 29 points were the most points Young ever scored in a game shooting .800 or better from the field... Made at least one 3-pointer in a career-best 11 straight games from 2/23 - 3/14... After shooting just 19-65 (.292) from 3-point range with Minnesota, Young shot 19-50 (.380) with the Nets... Shot .330 from 3-point range with the Wolves and Nets, his highest single season mark since the 2009-10 season (career-best .348 with PHI)... After joining the Nets, Young finished second on the team in points per game and rebounds per game and first in steals per game... Finished 17th in the league in steals per game (1.6)... Missed two games



THE PLAYERS



**THADDEUS
YOUNG**

21

#21 THADDEUS YOUNG

due to injury (left knee strain)... **2013-14:** In 79 games (78 starts), averaged career-high 17.9 points, 6.0 rebounds, and career-highs of 2.3 assists and 2.11 steals in 34.4 minutes per game while shooting .454 from the field, .308 from 3-point range and .712 from the line... Became the first player to average at least 17.0 points, 6.0 rebounds and 2.00 steals in a season since Caron Butler in 2007-08... Ranked third in the NBA in steals (2.11 spg) and 11th in steal-to-turnover ratio (1.01)... Had 11 double-doubles, including the first point-assist double-double of his career 3/14 vs. IND... Had five or more assists in six of the final 27 games after doing so five times the first 489 games of his career... Scored 20+ points 29 times, including 30+ points four times... Had 30+ points twice his first six seasons combined... Scored 30+ points in consecutive games 12/21 at MIL and 12/28 at PHX, becoming first Sixer to accomplish that feat since Allen Iverson (4 games from 11/24-12/2/06)... Hit a career-high 90 3-pointers... Hit three or more treys in four straight games from 3/15-21... **2012-13:** In 76 games (all starts), averaged 14.8 points, a career-high 7.5 rebounds, 1.6 assists and 1.75 steals in 34.6 minutes per game while shooting .531 from the floor... Had 21 double-doubles... Scored in double-figures in 25 consecutive games from 11/20-1/5... Scored 20+ points 12 times and recorded 20+ points and 14+ rebounds in the same game four times... Had more steals (133) than turnovers (90) and ranked fifth in steal-to-turnover ratio (1.48)... Ranked 10th in the NBA in steals (1.75 spg) and 16th in field goal percentage (.531)... **2011-12:** In 63 games (one start), averaged 12.8 points, 5.2 rebounds, 1.2 assists and 1.02 steals in 27.9 minutes per game while shooting .507 from the floor, 1-4 from 3-point range and .771 from the line... Ranked 16th in the NBA in field goal percentage... Scored 20+ points seven times and recorded one double-double... Led all NBA reserves in offensive rebounds... **2010-11:** Played all 82 games (one start), averaging 12.7 points, 5.3 rebounds, 1.0 assists and 1.10 steals in 26.0 minutes per game while shooting .541 from the floor, .273 from 3-point range and .707 from the line... Scored 20+ points 15 times (Sixers' 12-3 mark)... Ranked ninth in the NBA in field goal percentage... Recorded two double-doubles (vs. CLE on 12/7/10, vs. WAS on 2/23/11)... Had the highest point/rebound/assist total of any reserve and the second-most offensive rebounds... Ranked tied for 16th in the NBA in steals per turnover (0.91)... Finished third in voting for the Kia Sixth Man of the Year Award... **2009-10:** In 67 games (45 starts), averaged 13.8 points, 5.2 rebounds, 1.4 assists and 1.21 steals in 32.0 minutes per game while shooting .470 from the floor, .348 from 3-point range and .691 from the line... Missed the final 15 games of the season with a right thumb fracture after playing in each of the first 67 games... Had six double-doubles... Scored 20+ points 14 times, including a career-high 32 points on 3/7 at TOR... **2008-09:** In 75 games (71 starts), averaged 15.3 points, 5.0 rebounds, 1.1 assists and 1.33 steals in 34.4 minutes per game while shooting .495 from the floor and .735 from the line... Scored 20+ points in seven straight games from March 18-29... Over his final 19 games played, averaged 20.3 points on .543 shooting... Selected to the 2009 T-Mobile Rookie Challenge and Youth Jam during All-Star Weekend... **2007-08:** In 74 games (22 starts), averaged 8.2 points, 4.2 rebounds and 0.99 steals in 21.0 minutes per game... Shot .539 from the floor, .316 from 3-point range and .738 from the line... As a starter, averaged 10.6 points and 5.0 rebounds in 29.2 minutes per game... Named to the NBA All-Rookie Second Team... Ranked second among rookie qualifiers in steals... Had the highest field goal percentage of any rookie qualifier and would have ranked tied for 10th in the NBA in field goal percentage if he qualified... Was the second youngest player in the league to Seattle's Kevin Durant.

PLAYOFFS

In 36 games (18 starts), holds averages of 9.8 points, 5.4 rebounds and 1.3 assists in 27.3 minutes per game while shooting .439 from the floor and .680 from the free throw line... **2015:** Appeared in and started all six Nets' playoff games, averaging 10.5 points, 7.2 rebounds and 2.7 assists in 31.7 minutes per game... The rebounds and assists were career-bests for Young in a single postseason (five total trips)... Posted two double-doubles, including an 18-point, playoff-career-high-tying 11-rebound performance on 4/25 vs. ATL (Game 3)... Dished out a playoff career-high six assists on 4/22 at ATL (Game 2)... **2012:** Appeared in all 13 games of Philadelphia's run to the Eastern Conference Semifinals, averaging 7.7 points, 5.2 rebounds and 1.2 assists in 21.3 minutes per game while shooting .429 from the floor and .710 from the line... **2011:** Appeared in all five games of Philadelphia's First Round series vs. MIA, averaging 11.4 points and 5.8 rebounds in 25.4 minutes per game while shooting .417 from the floor, 0-1 from 3-point range and .583 from the line... Had 20 points and 11 rebounds, including eight offensive, in Game 1... **2009:** Started all six games for the Sixers in their First Round series vs. DET... Averaged 12.0 points, 4.5 rebounds, 1.3 assists and 1.00 steals in 38.2 minutes per game... Scored 20 points in Game 2 at ORL... **2008:** Started all six games for the Sixers in their First Round series vs. DET... Averaged 10.2 points, 4.5 rebounds and 1.17 steals in 26.7 minutes per game, while shooting .480 from the floor and .857 from the line... Had 15 points and 9 rebounds in Game 4.

COLLEGE

Started all 31 games for Georgia Tech his freshman season, tying for the team lead with 14.4 points per game while adding averages of 4.9 rebounds, 2.0 assists and 1.29 steals in 29.6 minutes per game... Shot .478 from the floor, .419 from 3-point range and .743 from the line... Knocked down 39 three-point

#21 THADDEUS YOUNG

field goals, including four games with three or more ... Recorded four point double-doubles ... Scored 20+ points six times, including a career-high 30 in a double-overtime game vs. Wake Forest in the First Round of the ACC Tournament.

PERSONAL

Full name is Thaddeus Charles Young... Son of Lula Hall and Felton Young ... His father played basketball at Jacksonville University from 1976-78 and was drafted by the NBA's Buffalo Braves... Attended Mitchell High School in Memphis and was a McDonald's All-America selection ... Was a three-time All-State selection ... As a senior, averaged 26.9 points, 13.8 rebounds, 4.1 assists, 4.3 steals and 3.6 blocks while leading Mitchell High School to the Class AA State Championship Game... Was a member of the National Honor Society in high school ... Has his own charitable foundation that has presented holiday dinner giveaways, ticket purchased and prom dress giveaways along with his wife in the past ... He and his wife, Shekinah, have two children, T.J. and Taylor.

STATISTICS

COLLEGE

YR	G-GS	MIN	FGM-FGA	PCT	3-POINT			FTM-FTA	PCT	OR	DR	TR	AVG	AST	PF-DQ	ST	TO	BKS	PTS	AVG
					FGM-FGA	PCT	FTM-FTA													
2007-08 PHI	74-22	1554	264-490	.539	6-19	.316	76-103	.738	120	192	312	4.2	58	126-1	73	64	8	610	8.2	
2008-09 PHI	75-71	2580	475-960	.495	56-164	.341	139-189	.735	139	238	377	5.0	86	165-0	100	118	23	1145	15.3	
2009-10 PHI	67-45	2145	382-813	.470	48-138	.348	114-165	.691	130	220	350	5.2	97	133-0	81	126	15	926	13.8	
2010-11 PHI	82-1	2135	458-847	.541	6-22	.273	123-174	.707	153	281	434	5.3	82	170-0	90	99	26	1045	12.7	
2011-12 PHI	63-1	1755	348-687	.507	1-4	.250	111-144	.771	137	188	325	5.2	74	127-3	64	55	41	808	12.8	
2012-13 PHI	76-76	2629	509-958	.531	1-8	.125	108-188	.574	182	389	571	7.5	125	191-1	133	90	55	1127	14.8	
2013-14 PHI	79-78	2718	582-1283	.454	90-292	.308	163-229	.712	166	310	476	6.0	182	213-1	167	165	36	1417	17.9	
2014-15 TOT	76-68	2434	451-968	.466	38-115	.330	131-200	.655	127	284	411	5.4	173	171-1	124	117	25	1071	14.1	
2015-16 BRK	73-73	2407	495-963	.514	7-30	.233	105-163	.644	176	484	660	9.0	135	182-3	112	136	37	1102	15.1	
NBA (9)	665-435	3964	3964-7969	.497	253-792	.319	1070-1555	.688	1330	2586	3916	5.9	1012	1478-10	944	970	266	9251	13.9	

PLAYOFFS

YR	G-GS	MIN	FGM-FGA	PCT	3-POINT			FTM-FTA	PCT	OR	DR	TR	AVG	AST	PF-DQ	ST	TO	BKS	PTS	AVG
					FGM-FGA	PCT	FTM-FTA													
2007-08 PHI	6-6	160	24-50	.480	1-5	.200	12-14	.857	15	12	27	4.5	4	7-0	7	4	0	61	10.2	
2008-09 PHI	6-6	229	31-70	.443	5-12	.417	5-6	.833	9	18	27	4.5	8	17-0	6	8	1	72	12.0	
2010-11 PHI	5-0	127	25-60	.417	0-1	.000	7-12	.583	17	12	29	2.4	4	13-0	4	7	1	57	11.4	
2011-12 PHI	13-0	277	39-91	.429	0-0	---	22-31	.710	25	43	68	5.2	15	25-0	7	15	7	100	7.7	
2014-15 BRK	6-6	190	29-66	.439	0-4	.000	5-12	.417	17	26	43	7.2	16	15-0	5	14	1	63	10.5	
NBA (5)	36-18	983	148-337	.439	6-22	.273	51-75	.680	83	111	194	5.4	47	77-0	29	48	10	353	9.8	

#21 THADDEUS YOUNG

CAREER HIGHS

REGULAR SEASON

MIN:	53, vs. MIL, 3/20/15
FGM:	14, Five times Last: vs. DAL, 12/23/15
FGA:	31, vs. IND, 3/14/14
3-pt FGM:	5, at ATL, 3/31/14
3-pt FGA:	9, vs. NY, 3/21/14
FTM:	11, vs. MIN, 3/25/09
FTA:	14, vs. MIN, 3/25/09
OR:	8, Three times Last: vs. NO, 11/29/13
DR:	13, vs. SAC, 2/5/16
TR:	16, vs. GS, 3/2/13 vs. PHI, 3/15/16
AST:	10, vs. IND, 3/14/14
ST:	8, vs. OKC, 1/25/14
TO:	6, Five times Last: vs. CHA, 3/22/16
BKS:	4, Five times Last: at MEM, 12/26/12
PTS:	32, at TOR, 3/7/10

PLAYOFFS

MIN:	43, vs. ORL, 4/26/09
FGM:	10, vs. BOS, 5/16/12
FGA:	20, at MIA, 4/16/11 at MIA, 4/18/11
3-pt FGM:	3, vs. ORL, 4/26/09
3-pt FGA:	4, vs. ORL, 4/26/09
FTM:	4, Five times Last: vs. BOS, 5/18/12
FTA:	6, at BOS, 5/12/12 vs. BOS, 5/18/12
OR:	8, at MIA, 4/16/11
DR:	8, at BOS, 5/26/12
TR:	11, at MIA, 4/16/11 vs. CHI, 5/4/12 vs. ATL, 4/25/15
AST:	6, at ATL, 4/22/15
ST:	3, vs. ORL, 4/26/09
TO:	4, Three times Last: 4/25/15
BKS:	2, vs. CHI, 5/10/12
PTS:	22, vs. BOS, 5/16/12

IN THE REGULAR SEASON, THE LAST TIME THADDEUS...

...MISSED A GAME

due to injury: vs. TOR, 4/13/16
due to Coach's Decision: vs. L.A. Lakers,
2/8/16

...SCORED 30+ POINTS

30, vs. Dallas, 2/21/14

...RECORDED 15+ REBOUNDS

16, vs. Philadelphia, 3/15/16

...SCORED 30+ POINTS AND RECORDED 10+ REBOUNDS

30 points, 13 rebounds, vs. Dallas, 2/21/16

...RECORDED A POINTS/ASSISTS DOUBLE-DOUBLE

25 points, 10 assists, vs. Indiana, 3/14/14

...FOULED OUT

vs. Philadelphia, 3/15/16

REGULAR SEASON MISCELLANEOUS TOTALS

...GAMES WITH:

30+ points – 5
20+ points – 124
15+ rebounds – 3
10+ rebounds – 57
30+ points/10+ rebounds – 3
20+ points/10+ rebounds – 19

...DOUBLE-DOUBLES – 74

- Points-Rebounds – 73
- Points-Assists – 1

...TECHNICAL FOULS – 6

...FLAGRANT FOULS – 1

...DISQUALIFICATIONS – 10





2015-16 REVIEW

DAY-BY-DAY RESULTS

DATE	OPPONENT	RESULT	HOME	ROAD	TOTAL	PACERS HIGH SCORING	PACERS HIGH REBOUNDS	PACERS HIGH ASSISTS	ATTEND.
OCTOBER									
28	at Toronto	L 99-106	0-0	0-1	0-1	G. Hill-19	George-12	George-8	19,800
29	Memphis	L 103-112	0-1	0-1	0-2	G. Hill-20	Mahinmi-9	Stuckey-5 George-5	18,165
31	Utah	L 76-97	0-2	0-1	0-3	G. Hill-17	G. Hill-6	Ellis-3	14,412
NOVEMBER									
3	at Detroit	W 94-82	0-2	1-1	1-3	Stuckey-23	George-9	George-6 G. Hill-6	13,325
4	Boston	W 100-98	1-2	1-1	2-3	George-26	Allen-11	Ellis-8	14,022
6	Miami	W 90-87	2-2	1-1	3-3	George-36	George-12	Ellis-8	16,914
8	at Cleveland	L 97-101	2-2	1-2	3-4	George-32	J. Hill-11 George-11	George-6	20,562
9	Orlando	W 97-84	3-2	1-2	4-4	George-27	Mahinmi-9	George-7	13,104
11	at Boston	W 102-91	3-2	2-2	5-4	George-26	George-10	Ellis-6	17,879
13	Minnesota	W 107-103	4-2	2-2	6-4	George-29	Mahinmi-9 George-9	Budinger-5 Ellis-5	16,797
16	at Chicago	L 95-96	4-2	2-3	6-5	George-26	Mahinmi-12 J. Hill-12	Ellis-6	21,660
18	at Philadelphia	W 112-85	4-2	3-3	7-5	George-34	George-8	Ellis-9	11,080
21	Milwaukee	W 123-86	5-2	3-3	8-5	Miles-21	J. Hill-11	George-7	17,137
24	at Washington	W 123-106	5-2	4-3	9-5	George-40	Mahinmi-9	G. Hill-5 Ellis-5	15,486
27	Chicago	W 104-92	6-2	4-3	10-5	George-33	Allen-10 G. Hill-10	Ellis-5	18,165
29	at L.A. Lakers	W 107-103	6-2	5-3	11-5	George-39	Mahinmi-10 J. Hill-10	Ellis-6	18,997
DECEMBER									
2	at L.A. Clippers	W 103-91	6-2	6-3	12-5	George-31	George-10	George-4	19,060
3	at Portland	L 111-123	6-2	6-4	12-6	Miles-27	Mahinmi-11	Stuckey-6	19,206
5	at Utah	L 119-122 (OT)	6-2	6-5	12-7	George-48	J. Hill-8 George-8 Allen-8	G. Hill-5	19,500
8	Golden State	L 123-131	6-3	6-5	12-8	George-33	S. Hill-9	George-6	18,165
11	Miami	W 96-83	7-3	6-5	13-8	Ellis-24	Mahinmi-12	Ellis-6	16,184
12	at Detroit	L 96-118	7-3	6-6	13-9	G. Hill-14	G. Hill-8	Tied with-3	14,858
14	Toronto	W 106-90	8-3	6-6	14-9	J. Hill-20	J. Hill-13	Allen-4	16,598
16	Dallas	W 107-81	9-3	6-6	15-9	Miles-23	Mahinmi-10	Stuckey-7	14,824
18	Brooklyn	W 104-97	10-3	6-6	16-9	George-23	J. Hill-11	Ellis-5	16,548
19	at Memphis	L 84-96	10-3	6-7	16-10	George-29	J. Hill-13	Tied with-2	18,119
21	at San Antonio	L 92-106	10-3	6-8	16-11	Stuckey-16	Mahinmi-11	George-6 Ellis-6	18,418
23	Sacramento	L 106-108	10-4	6-8	16-12	Ellis-21	George-10	Ellis-6	18,165
26	at Minnesota	W 102-88	10-4	7-8	17-12	Ellis-22	Mahinmi-6 Ellis-6	Stuckey-8	15,076
28	Atlanta	W 93-87	11-4	7-8	18-12	Ellis-26	Mahinmi-9	George-3	18,165
30	at Chicago	L 100-102 (OT)	11-4	7-9	18-13	G. Hill-20	Allen-12	Ellis-5	22,206
31	Milwaukee	L 116-120	11-5	7-9	18-14	George-31	Turner-9	Ellis-7	16,348
JANUARY									
2	Detroit	W 94-82	12-5	7-9	19-14	George-32	George-14	George-3 Ellis-3	18,165
4	at Miami	L 100-103 (OT)	12-5	7-10	19-15	George-32	J. Hill-12	Ellis-9	19,874
6	at Orlando	W 95-86	12-5	8-10	20-15	George-20	Mahinmi-12	Ellis-7	18,846
8	at New Orleans	W 91-86	12-5	9-10	21-15	Mahinmi-17	Mahinmi-10	Ellis-8	16,895
10	at Houston	L 103-107 (OT)	12-5	9-11	21-16	George-20	Mahinmi-7	Ellis-13	18,133
12	Phoenix	W 116-97	13-5	9-11	22-16	George-21	Miles-8	Ellis-7	15,284
13	at Boston	L 94-103	13-5	9-12	22-17	George-23	Mahinmi-10	Ellis-5	18,624
15	Washington	L 104-118	13-6	9-12	22-18	George-21	G. Hill-8	George-7	18,165
17	at Denver	L 126-129	13-6	9-13	22-19	Turner-25	Turner-7	Young-7	11,104
19	at Phoenix	W 97-94	13-6	10-13	23-19	Ellis-20	George-8	Young-5	16,802

DAY-BY-DAY RESULTS

DATE	OPPONENT	RESULT	HOME	ROAD	TOTAL	PACERS HIGH SCORING	PACERS HIGH REBOUNDS	PACERS HIGH ASSISTS	ATTEND.
22	at Golden State	L 110-122	13-6	10-14	23-20	Turner-31	Turner-8	Young-8	19,596
23	at Sacramento	L 97-108	13-6	10-15	23-21	George-34	J. Hill-13	Ellis-7	17,419
26	L.A. Clippers	L 89-91	13-7	10-15	23-22	George-31	George-11	Ellis-5	15,448
28	Atlanta	W 111-92	14-7	10-15	24-22	Ellis-25	Allen-12	Ellis-6	15,196
30	Denver	W 109-105 (OT)	15-7	10-15	25-22	Ellis-32	Turner-9 Ellis-9	George-7	18,165

FEBRUARY

1	Cleveland	L 106-111 (OT)	15-8	10-15	25-23	G. Hill-23	Turner-10	George-8	17,283
3	at Brooklyn	W 114-100	15-8	11-15	26-23	Miles-27	Allen-8	George-6	13,311
5	at Atlanta	L 96-102	15-8	11-16	26-24	George-31	Allen-14	G. Hill-8	17,225
6	Detroit	W 112-104	16-8	11-16	27-24	George-30	J. Hill-8 George-8	Ellis-5	18,165
8	L.A. Lakers	W 89-87	17-8	11-16	28-24	George-21	Turner-13	G. Hill-6	18,165
10	Charlotte	L 95-117	17-9	11-16	28-25	George-22	Mahinmi-8 George-8	George-6	15,653
19	at Oklahoma City	W 101-98	17-9	12-16	29-25	Ellis-27	Mahinmi-11 G. Hill-11	George-10	18,203
21	at Orlando	W 105-102	17-9	13-16	30-25	Ellis-21	J. Hill-10	G. Hill-7	17,242
22	at Miami	L 93-101 (OT)	17-9	13-17	30-26	George-31	George-11	George-4	19,600
24	New York	W 108-105	18-9	13-17	31-26	George-27	Ellis-8	Ellis-7	16,018
26	Charlotte	L 95-96	18-10	13-17	31-27	George-32	Mahinmi-9	G. Hill-7	18,165
28	Portland	L 102-111	18-11	13-17	31-28	Ellis-18	Allen-8 Turner-8	G. Hill-5 Ellis-5	16,662
29	at Cleveland	L 96-100	18-11	13-18	31-29	Ellis-28	George-8	George-6 Stuckey-6	20,562

MARCH

2	at Milwaukee	W 104-99	18-11	14-18	32-29	J. Hill-19	George-10	Ellis-6	14,263
4	at Charlotte	L 101-108	18-11	14-19	32-30	George-35	Mahinmi-14	George-7	19,099
5	at Washington	W 100-99	18-11	15-19	33-30	George-38	J. Hill-9	G. Hill-5	20,356
7	San Antonio	W 99-91	19-11	15-19	34-30	Ellis-26	Turner-10 G. Hill-10	G. Hill-5	16,742
12	at Dallas	W 112-105	19-11	16-19	35-30	George-20	George-10	Ellis-7	20,459
13	at Atlanta	L 75-104	19-11	16-20	35-31	Turner-19	Mahinmi-7	George-6	17,066
15	Boston	W 103-98	20-11	16-20	36-31	George-25	Allen-7 Ellis-7 George-7	Ellis-6	17,118
17	Toronto	L 94-101 (OT)	20-12	16-20	36-32	G. Hill-18 George-18	Turner-10	Ellis-7	15,104
19	Oklahoma City	L 111-115	20-13	16-20	36-33	George-45	Turner-8	G. Hill-9	18,165
21	Philadelphia	W 91-75	21-13	16-20	37-33	George-15	Mahinmi-10	Ellis-5	16,155
24	New Orleans	W 92-84	22-13	16-20	38-33	Turner-24	Turner-16	G. Hill-8	17,517
26	at Brooklyn	L 110-120	22-13	16-21	38-34	George-27	J. Hill-6	Ellis-6	16,625
27	Houston	W 104-101	23-13	16-21	39-34	George-25	Mahinmi-11 George-11	Ellis-7	17,165
29	Chicago	L 96-98	23-14	16-21	39-35	George-20	George-9	George-5	17,050
31	Orlando	L 94-114	23-15	16-21	39-36	George-27	Allen-11	Lawson-3 Mahinmi-3 George-3	17,234

APRIL

2	at Philadelphia	W 115-102	23-15	17-21	40-36	Miles-25	Mahinmi-12	George-7	19,213
3	at New York	W 92-87	23-15	18-21	41-36	George-20	George-9	Lawson-5	19,812
6	Cleveland	W 123-109	24-15	18-21	42-36	George-29	Mahinmi-8	Ellis-8	18,165
8	at Toronto	L 98-111	24-15	18-22	42-37	Ellis-17	Allen-8	Lawson-5	19,800
10	Brooklyn	W 129-105	25-15	18-22	43-37	Turner-28	S. Hill-12	Lawson-9	18,165
12	New York	W 102-90	26-15	18-22	44-37	G. Hill-19 George-19	S. Hill-11	Lawson-8	17,906
13	at Milwaukee	W 97-92	26-15	19-22	45-37	S. Hill-25	J. Hill-11	Young-7	16,569

DAY-BY-DAY RESULTS

DATE	OPPONENT	RESULT	HOME	ROAD	TOTAL	PACERS HIGH SCORING	PACERS HIGH REBOUNDS	PACERS HIGH ASSISTS	ATTEND.
PLAYOFFS									
FIRST ROUND									
16	at Toronto	W 100-90	0-0	1-0	1-0	George-33	Allen-7 Miles-7	George-6	19,800
18	at Toronto	L 87-98	0-0	1-1	1-1	George-28	S. Hill-6	Lawson-3 Ellis-3	19,800
21	Toronto	L 85-101	0-1	1-1	1-2	George-25	George-10	George-6	18,165
23	Toronto	W 100-83	1-1	1-1	2-2	Mahinmi-22 G. Hill-22	Mahinmi-10	Mahinmi-5	18,165
26	at Toronto	L 99-102	1-1	1-2	2-3	George-39	Turner-8	George-8 George-8	19,800
29	Toronto	W 101-83	2-1	1-2	3-3	George-21	George-11	George-6	18,165
MAY									
1	at Toronto	L 84-89	2-1	1-3	3-4	George-26	George-12	Ellis-7	20,669

FINAL STATISTICS

REGULAR SEASON (45-37)

PLAYER	G	GS	MIN	FG	FGA	PCT	3-POINT			FTA	PCT	OFF	DEF	TOT	AST	PF-DQ	STL	TO	BLK	PTS	AVG	
							FG	FGA	PCT													
George	81	81	2819	605	1449	.418	210	566	.371	454	528	.860	79	484	563	329	230-1	152	265	29	1874	23.1
Ellis	81	81	2734	436	1021	.427	87	282	.309	162	206	.786	42	229	271	383	174-0	150	203	37	1121	13.8
G. Hill	74	73	2524	326	739	.441	128	314	.408	114	150	.760	58	240	298	259	149-0	83	101	17	894	12.1
Miles	64	24	1464	259	634	.409	142	387	.367	93	124	.750	25	150	175	63	142-0	53	70	29	753	11.8
Turner	60	30	1367	264	530	.498	3	14	.214	88	121	.727	68	264	332	41	158-1	25	67	86	619	10.3
Mahinmi	71	71	1816	264	448	.589	0	0	---	132	225	.587	138	369	507	104	220-4	65	100	75	660	9.3
Stuckey	58	1	1275	183	443	.413	20	83	.241	131	158	.829	19	137	156	142	77-0	43	76	8	517	8.9
J. Hill	73	11	1513	278	549	.506	0	1	.000	89	125	.712	156	295	451	87	155-0	36	92	37	645	8.8
Lawson (TOT)	66	13	1411	139	354	.393	36	108	.333	59	86	.686	26	94	120	237	87-0	53	95	7	373	5.7
Lawson (IND)	13	1	235	28	67	.418	5	14	.357	3	6	.500	6	25	31	57	16-0	10	13	1	64	4.9
Allen	79	28	1599	191	370	.516	0	0	---	46	73	.630	162	262	424	76	147-1	26	69	42	428	5.4
Budinger	49	2	729	81	194	.418	20	69	.290	34	48	.708	31	90	121	49	46-0	29	31	9	216	4.4
S. Hill	59	3	866	93	208	.447	24	74	.324	36	42	.857	39	127	166	57	68-0	37	33	11	246	4.2
Christmas	1	0	6	2	2	1.000	0	0	---	0	0	---	1	0	1	0	1-0	0	0	0	4	4.0
Robinson	45	4	508	65	151	.430	14	37	.378	27	39	.692	12	56	68	26	21-0	17	18	9	171	3.8
Young	41	0	384	62	169	.367	10	46	.217	20	25	.800	6	44	50	65	30-0	15	33	0	154	3.8
Whittington	7	0	41	5	11	.455	0	2	.000	1	2	.500	5	7	12	3	7-0	1	5	1	11	1.6
PACERS	82		-19880	3142	6985	.450	663	1889	.351	1430	1872	.764	847	2779	3626	1741	1641-7	742	1219	391	8377	102.2
OPPONENTS	82		-19880	3065	6962	.440	679	2035	.334	1428	1901	.751	877	2774	3651	1707	1676-10	634	1297	366	8237	100.5

PLAYER	SINGLE-GAME HIGHS							AVERAGE PER GAME							CAREER HIGHS (C=SET, T=TIED THIS SEASON)						
	MIN	REB	AST	ST	TO	BL	PTS	MIN	REB	AST	STL	TO	BLK	PTS	FG	FGA	FT	FTA	REB	AST	PTS
George	42	14	10	7	7	2	48	34.8	7.0	4.1	1.88	3.3	0.36	23.1	16	30	15	17C	17	12	48C
Ellis	43	9	13	6	8	2	32	33.8	3.3	4.7	1.85	2.5	0.46	13.8	18	39	16	19	12	17	48
G. Hill	45	11	9	4	7	2	23	34.1	4.0	3.5	1.12	1.4	0.23	12.1	12	25	12	15	11T	12	37
Miles	36	8	4	4	4	2	32	22.9	2.7	1.0	0.83	1.1	0.45	11.8	14	22	11	12	10	6	40
Turner	40	16	4	2	4	6	31	22.8	5.5	0.7	0.42	1.1	1.43	10.3	12C	20C	7C	9C	16C	4C	31C
Mahinmi	36	14	4	3	4	4	19	25.6	7.1	1.5	0.92	1.4	1.06	9.3	9C	18C	9	12	14T	4T	19T
Stuckey	32	7	8	3	3	1	23	22.0	2.7	2.4	0.74	1.3	0.14	8.9	15	29	13	18	14	14	40
J. Hill	38	13	4	4	5	6	20	20.7	6.2	1.2	0.49	1.3	0.51	8.8	13	22	10	13	17	7	28
Lawson (TOT)	41	6	11	4	5	1	18	21.4	1.8	3.6	0.80	1.4	0.11	5.7	13	22	13	16	9	18	37
Lawson (IND)	26	6	9	3	3	1	9	18.1	2.4	4.4	0.77	1.0	0.08	4.9							
Allen	38	14	5	3	4	3	15	20.2	5.4	1.0	0.33	0.9	0.53	5.4	9	16	4	4T	22	6	20
Budinger	31	7	5	2	2	2	15	14.9	2.5	1.0	0.59	0.6	0.18	4.4	12	21	9	10	12	6	35
S. Hill	34	12	4	4	4	2	25	14.7	2.8	1.0	0.63	0.6	0.19	4.2	10	19	8	11	12T	6	28
Christmas	6	1	0	0	0	0	4	6.1	1.0	0.0	0.00	0.0	0.00	4.0	2C	2C	0C	0C	1C	0C	4C
Robinson	31	6	2	2	2	2	17	11.3	1.5	0.6	0.38	0.4	0.20	3.8	6C	12C	4T	5C	8	3	17C
Young	28	8	8	2	4	0	16	9.4	1.2	1.6	0.37	0.8	0.00	3.8	7C	13C	3C	4C	6C	8C	16C
Whittington	24	8	2	1	3	1	7	5.8	1.7	0.4	0.14	0.7	0.14	1.6	3T	8	5	6	8C	2T	7T
PACERS	265	58	34	18	25	11	129	242.4	44.2	21.2	9.05	14.9	4.77	102.2	64	120	44	56	75	45	150
OPPONENTS	265	66	31	21	31	10	131	242.4	44.5	20.8	7.73	15.8	4.46	100.5	65	126	46	59	75	43	155

FINAL STATISTICS

PLAYOFFS FIRST ROUND (3-4)

PLAYER	G	GS	MIN	FG	FGA	PCT	3-POINT			FT	FTA	PCT	OFF	DEF	TOT	AST	PF-DQ	STL	TO	BLK	PTS	AVG
							FG	FGA	PCT													
George	7	7	275	56	123	.455	18	43	.419	61	64	.953	9	44	53	30	24-0	14	23	5	191	27.3
G. Hill	7	7	235	32	57	.561	13	27	.481	18	22	.818	6	13	19	15	16-0	6	8	1	95	13.6
Ellis	7	7	225	33	76	.434	7	21	.333	8	10	.800	4	23	27	30	17-0	15	17	0	81	11.6
Turner	7	4	197	33	71	.465	0	2	.000	6	9	.667	16	29	45	3	24-0	2	12	23	72	10.3
Mahinmi	7	7	172	21	42	.500	0	0	---	15	25	.600	12	24	36	8	25-0	5	14	6	57	8.1
S. Hill	7	0	198	14	31	.452	11	19	.579	15	16	.938	5	23	28	8	20-0	2	3	0	54	7.7
Stuckey	7	0	125	17	43	.395	5	10	.500	5	9	.556	1	14	15	14	9-0	4	6	1	44	6.3
Miles	7	0	92	10	38	.263	2	20	.100	2	3	.667	4	20	24	4	7-0	1	3	1	24	3.4
Lawson	7	0	74	6	18	.333	0	3	.000	4	6	.667	1	6	7	10	8-0	3	6	0	16	2.3
Young	4	0	10	3	8	.375	1	4	.250	2	2	1.000	0	1	1	1	3-0	0	2	0	9	2.3
Robinson	4	0	10	3	4	.750	0	0	---	1	1	1.000	0	0	0	0	0-0	0	0	1	7	1.8
Allen	6	3	51	3	10	.300	0	0	---	0	0	---	4	10	14	2	2-0	1	1	1	6	1.0
J. Hill	5	0	15	0	3	.000	0	0	---	0	0	---	2	4	6	2	1-0	0	0	0	0	0.0
PACERS	7	-	1680	231	524	.441	57	149	.383	137	167	.820	64	211	275	127	156-0	53	101	39	656	93.7
RAPTORS	7	-	1680	227	577	.393	50	177	.282	142	186	.763	103	208	311	113	152-2	53	97	32	646	92.3

PLAYER	SINGLE-GAME HIGHS							AVERAGE PER GAME							CAREER HIGHS (C=SET, T=TIED THIS SEASON)						
	MIN	REB	AST	ST	TO	BL	PTS	MIN	REB	AST	STL	TO	BLK	PTS	FG	FGA	FT	FTA	REB	AST	PTS
George	46	12	8	4	7	2	39	39.3	7.6	4.3	2.00	3.3	0.71	27.3	15	28	17	18	14	12	39T
G. Hill	40	5	4	1	3	1	22	33.6	2.7	2.1	0.86	1.1	0.14	13.6	11	17	11	13	7	10	29
Ellis	37	6	7	4	4	0	15	32.2	3.9	4.3	2.14	2.4	0.00	11.6	15	26	6	7	6T	9	34
Turner	35	9	1	1	3	5	17	28.2	6.4	0.4	0.29	1.7	3.29	10.3	7C	13C	3C	4C	9C	1C	17C
Mahinmi	33	10	5	2	4	2	22	24.6	5.1	1.1	0.71	2.0	0.86	8.1	9C	14C	5C	6C	10C	5C	22C
S. Hill	34	6	3	1	2	0	13	28.3	4.0	1.1	0.29	0.4	0.00	7.7	3C	5C	10C	10C	6C	3C	13C
Stuckey	22	3	5	1	3	1	9	17.8	2.1	2.0	0.57	0.9	0.14	6.3	7	21	9	10	5	6	20
Miles	19	7	1	1	1	1	6	13.1	3.4	0.6	0.14	0.4	0.14	3.4	8	15	7	8	7C	6	21
Lawson	17	3	3	2	3	0	4	10.5	1.0	1.4	0.43	0.9	0.00	2.3	13	22	12	12	5	12	35
Young	3	1	1	0	1	0	4	2.6	0.3	0.3	0.00	0.5	0.00	2.3	1C	2C	2C	2C	1C	1C	4C
Robinson	3	0	0	0	0	1	5	2.6	0.0	0.0	0.00	0.0	0.25	1.8	2C	2C	1C	1C	0C	0C	5C
Allen	21	7	1	1	1	1	4	8.5	2.3	0.3	0.17	0.2	0.17	1.0	6	10	2	4	10	2	12
J. Hill	5	4	2	0	0	0	0	3.0	1.2	0.4	0.00	0.0	0.00	0.0	5	10	4	6	11	2C	12
PACERS	240	44	24	12	17	8	101	240.0	39.3	18.1	7.57	14.4	5.57	93.7	50	116	39	52	61	34	130
OPPONENTS	240	52	21	9	20	7	102	240.0	44.4	16.1	7.57	13.9	4.57	92.3	50	107	40	57	62	35	128

FINAL STATISTICS

RECORD VS. DIVISION/CONFERENCE

	RECORD	HOME	ROAD	OT
OVERALL.....	45-37	26-15	19-22	1-7
Atlantic.....	13-5	8-1	5-4	0-1
Central.....	8-8	5-3	3-5	0-2
Southeast.....	9-9	5-4	4-5	0-2
EASTERN.....	30-22	18-8	12-14	0-5
Southwest.....	6-4	4-1	2-3	0-1
Northwest.....	4-6	2-3	2-3	1-1
Pacific.....	5-5	2-3	3-2	
WESTERN.....	15-15	8-7	7-8	1-2

Head Coach: Frank Vogel

Overall:6 Years 250 Won... 181 Lost...580 Pct.

W/Club:6 Years 250 Won... 181 Lost...580 Pct.

WINNING & LOSING STREAKS

OVERALL

LONGEST:

Win.....	6
Loss.....	3

LAST:

Win.....	4/13 at Milwaukee, 97-92
Loss.....	4/8 at Toronto, 98-111

HOME

LONGEST:

Win.....	6
Loss.....	2

LAST:

Win.....	4/12 vs. New York, 102-90
Loss.....	3/31 vs. Orlando, 94-114

ROAD

LONGEST:

Win.....	4
Loss.....	5

LAST:

Win.....	4/13 at Milwaukee, 97-92
Loss.....	4/8 at Toronto, 98-111

MONTH-BY-MONTH

	WON	LOST
Oct.....	0	3
Nov.....	11	2
Dec.....	7	9
Jan.....	7	8
Feb.....	6	7
Mar.....	8	7
Apr.....	6	1

MARGINS

	1	2	3	4	5	6	7	8	9	10	11	12	13	14	15	16	17	18	19
Won By:	1	2	6	3	5	1	2	3	1	1	5	3	3	2	1	2			
Lost By:	2	4	3	5	1	1	3	2	3	1	1	3	1	2					
	21	22	23	24	25	26	27	28	29	30	31	32	33	34	35	36	37	38	
Won By:					1		1		1										1
Lost By:	1	1	2							1									

VS. OPPONENTS

OFFENSE

100+.....	30-17
100<.....	15-20

DEFENSE

100+.....	13-31
100<.....	32-6

IF OPP W/L TO DATE

.500+.....	20-24
.500-.....	25-12

HOME ATTENDANCE

41.....	Games
690,733.....	Total
16,847.....	Average
18,165.....	High
14.....	Sellouts

AT START OF

	OVERALL	HOME	ROAD
2ND QUARTER			
Ahead:.....	27-11	18-3	9-8
Behind:.....	11-22	6-10	5-12
Tied:.....	7-4	2-2	5-2

3RD QUARTER

Ahead:.....	32-11	20-3	12-8
Behind:.....	11-26	5-12	6-14
Tied:.....	2-0	1-0	1-0

4TH QUARTER

Ahead:.....	37-7	23-2	14-5
Behind:.....	7-28	2-12	5-16
Tied:.....	1-2	1-1	0-1

FIELD GOAL PERCENTAGE

	OVERALL	HOME	ROAD
-44%.....	21-26	11-10	10-16
45-49%.....	12-8	8-4	4-4
50-54%.....	9-2	5-1	4-1
55-59%.....	3-1	2-0	1-1
+60%.....	0-0	0-0	0-0

NBA FINAL STANDINGS

EASTERN CONFERENCE

WESTERN CONFERENCE

ATLANTIC DIVISION

	W	L	PCT	GB	HOME	ROAD	LAST-10	STREAK
Toronto	56	26	.683	-	32-9	24-17	7-3	Won 4
Boston	48	34	.585	8	28-13	20-21	6-4	Won 1
New York	32	50	.390	24	18-23	14-27	3-7	Lost 2
Brooklyn	21	61	.256	35	14-27	7-34	0-10	Lost 10
Philadelphia	10	72	.122	46	7-34	3-38	1-9	Lost 4

CENTRAL DIVISION

	W	L	PCT	GB	HOME	ROAD	LAST-10	STREAK
Cleveland	57	25	.695	-	33-8	24-17	6-4	Lost 1
Indiana	45	37	.549	12	26-15	19-22	7-3	Won 3
Detroit	44	38	.537	13	26-15	18-23	6-4	Won 1
Chicago	42	40	.512	15	26-15	16-25	6-4	Won 3
Milwaukee	33	49	.402	24	23-18	10-31	3-7	Lost 2

SOUTHEAST DIVISION

	W	L	PCT	GB	HOME	ROAD	LAST-10	STREAK
Miami	48	34	.585	-	28-13	20-21	6-4	Lost 1
Atlanta	48	34	.585	-	27-14	21-20	6-4	Lost 2
Charlotte	48	34	.585	-	30-11	18-23	7-3	Won 2
Washington	41	41	.500	7	22-19	19-22	6-4	Won 3
Orlando	35	47	.427	13	23-18	12-29	6-4	Lost 1

SOUTHWEST DIVISION

	W	L	PCT	GB	HOME	ROAD	LAST-10	STREAK
San Antonio	67	15	.817	-	40-1	27-14	6-4	Won 2
Dallas	42	40	.512	25	23-18	19-22	7-3	Lost 1
Memphis	42	40	.512	25	26-15	16-25	1-9	Lost 4
Houston	41	41	.500	26	23-18	18-23	6-4	Won 3
New Orleans	30	52	.366	37	21-20	9-32	4-6	Lost 3

NORTHWEST DIVISION

	W	L	PCT	GB	HOME	ROAD	LAST-10	STREAK
Oklahoma City	55	27	.671	-	32-9	23-18	5-5	Lost 1
Portland	44	38	.537	11	28-13	16-25	7-3	Won 1
Utah	40	42	.488	15	24-17	16-25	5-5	Lost 2
Denver	33	49	.402	22	18-23	15-26	3-7	Lost 2
Minnesota	29	53	.354	26	14-27	15-26	5-5	Won 1

PACIFIC DIVISION

	W	L	PCT	GB	HOME	ROAD	LAST-10	STREAK
Golden State	73	9	.890	-	39-2	34-7	8-2	Won 4
L.A. Clippers	59	29	.646	20	29-12	24-17	8-2	Lost 1
Sacramento	33	49	.402	40	18-23	15-26	5-5	Lost 1
Phoenix	23	59	.280	50	14-27	9-32	3-7	Won 1
L.A. Lakers	17	65	.207	56	12-29	5-36	2-8	Won 1

TEAM	POINTS PER GAME OWN OPP.	FIELD GOAL PERCENTAGE OWN OPP.	3PT PERCENTAGE OWN OPP.	REBOUNDS PER GAME OWN OPP.	ASSISTS PER GAME OWN OPP.	STEALS PER GAME OWN OPP.	BLOCKS PER GAME OWN OPP.	TURNOVERS PER GAME OWN OPP.	REBOUND PERCENTAGES OFF. DEF. TOT.	BELOW 100 PTS. OWN-OPP.	OVERTIME GAMES W-L	DECIDED 3 PTS. OR LESS W-L	DECIDED 10 PTS. OR MORE W-L
Atlanta	102.8	99.2	.458	.432*	15.0	16.1	.191	.746	.469	34-42	0-5	5-7	29-17
Boston	105.7	102.5	.439	.441	13.7	16.4	.251	.746	.498	22-36	1-2	5-7	26-13
Brooklyn	98.6	106.0	.453	.479	14.8	14.2	.241	.757	.499	44-16	1-2	7-4	6-34
Charlotte	103.4	100.7	.439	.444	12.5*	13.4	.200	.798*	.499	34-41	5-0	6-5	25-17
Chicago	101.6	103.1	.441	.441	13.9	11.9	.245	.749	.497	36-28	2-4	10-4	14-19
Cleveland	104.3	98.3	.460	.448	13.6	13.3	.251	.785	.518	28-41	3-3	4-7	32-8
Dallas	102.3	102.6	.444	.451	12.8	13.9	.206	.762	.484	37-35	8-4	6-11	19-18
Denver	101.9	105.0	.442	.461	14.7	13.7	.258	.773	.516	28-27	2-4	10-5	11-21
Detroit	102.0	101.4	.439	.461	13.5	13.4	.270	.793	.531	37-38	4-1	6-5	21-20
Golden State	114.9*	104.1	.487*	.435	15.2	14.5	.235	.760	.497	7-28	6-1	7-2	44-5
Houston	106.5	106.4	.452	.459	15.9	16.6*	.257	.728	.493	19-20	4-2	5-8	14-18
Indiana	102.2	100.5	.450	.440	14.9	15.8	.234	.760	.497	35-38	1-7	9-9	21-13
L.A. Clippers	104.5	100.2	.465	.434	13.0	15.4	.201	.738	.470	24-43	5-1	8-4	28-15
L.A. Lakers	97.3	106.9	.414	.473	13.7	12.6	.231	.747	.489	48-19	1-1	2-7	4-44
Memphis	99.1	101.3	.440	.456	13.3	16.2	.253	.751	.502	38-39	3-3	8-3	15-23
Miami	100.0	98.4	.470	.442	14.1	12.9	.238	.778	.508	39-48	3-3	7-5	24-20
Milwaukee	99.0	103.2	.467	.454	15.2	15.5	.249	.731	.490	46-27	4-0	6-4	12-27
Minnesota	102.4	106.0	.464	.471	15.0	14.9	.243	.747	.495	33-23	4-3	7-7	9-23
New Orleans	102.7	106.5	.448	.468	13.4	13.7	.212	.788	.500	37-22	1-3	5-5	11-23
New York	98.4	101.1	.439	.443	13.4	11.3	.237	.758	.498	48-40	2-2	4-7	14-23
Oklahoma City	110.2	102.9	.476	.438	15.9	13.0	.311*	.760	.535*	16-34	3-2	8-6	33-5
Orlando	102.1	103.7	.455	.460	14.1	15.1	.231	.765	.498	30-31	3-5	6-10	12-20
Philadelphia	97.4	107.6	.431	.464	16.4	15.1	.206	.740	.473	46-22	0-4	0-6	5-41
Phoenix	100.9	107.5	.435	.467	17.2	14.9	.254	.771	.512	40-15	0-1	4-5	10-32
Portland	105.1	104.3	.450	.453	14.6	13.3	.259	.762	.511	23-27	2-3	2-7	23-21
Sacramento	106.6	109.1	.464	.462	16.2	16.0	.239	.749	.494	24-15	0-3	8-4	11-19
San Antonio	103.5	92.9*	.484	.436	13.1	14.8	.230	.791	.511	30-62	1-0	4-4	44-6
Toronto	102.7	98.2	.451	.444	13.1	13.3	.246	.777	.512	25-50	3-1	6-6	28-10
Utah	97.7	95.9	.449	.446	14.9	14.0	.259	.777	.518	53-50	5-5	6-8	23-13
Washington	104.1	104.6	.460	.462	14.5	16.2	.206	.777	.491	28-32	0-2	7-6	22-22

COMPOSITE: 2460 games

102.7

.452

14.4

.238

.762

989-989

77

178

590

* - League Leader

REBOUND PERCENTAGES

OFF. - Percentage of a given team's missed shots which that team rebounds.

DEF. - Percentage of opponents' missed shots which a given team rebounds.

TOT. - Average of offensive and defensive rebound percentages.

NBA FINAL STATISTICAL LEADERS

SCORING AVERAGE

	G	FG	FT	PTS	AVG
Curry, G.S.	79	805	363	2375	30.1
Harden, Hou.	82	710	720	2376	29.0
Durant, OKC.	72	698	447	2029	28.2
Cousins, Sac.	65	601	476	1748	26.9
James, Cle.	76	737	359	1920	25.3
Lillard, Por.	75	618	414	1879	25.1
Davis, N.O.	61	560	326	1481	24.3
Westbrook, OKC.	80	656	465	1878	23.5
DeRozan, Tor.	78	614	555	1830	23.5
George, Ind.	81	605	454	1874	23.1
Thomas, Bos.	82	591	474	1823	22.2
K. Thompson, G.S.	80	651	193	1771	22.1
Anthony, N.Y.	72	567	334	1573	21.8
Lowry, Tor.	77	512	398	1634	21.2
Leonard, S.A.	72	551	292	1523	21.2
Butler, Chi.	67	470	395	1399	20.9
Walker, Cha.	81	568	371	1689	20.9
McCollum, Por.	80	641	187	1666	20.8
Wiggins, Min.	81	594	430	1675	20.7
Lopez, Bkn.	73	591	317	1501	20.6
Wall, Was.	77	572	272	1531	19.9
Hayward, Utah	80	521	393	1578	19.7
Paul, LA-C	74	515	294	1446	19.5
Wade, Mia.	74	540	322	1409	19.0
Jackson, Det.	79	540	291	1489	18.8
Towns, Min.	82	625	223	1503	18.3
Nowitzki, Dal.	75	498	250	1372	18.3
Vucevic, Orl.	65	533	113	1181	18.2
Middleton, Mil.	79	507	277	1434	18.2
Aldridge, S.A.	74	536	259	1331	18.0
Bryant, LA-L	66	398	232	1161	17.6
Gay, Sac.	70	466	198	1204	17.2
Millsap, Atl.	81	501	309	1385	17.1
Anderson, N.O.	66	397	199	1124	17.0
Antetokounmpo, Mil.	80	513	296	1350	16.9
Holiday, N.O.	65	410	182	1089	16.8
Gasol, Chi.	72	467	229	1187	16.5
Favors, Utah	62	418	180	1016	16.4
Rose, Chi.	66	447	142	1080	16.4
Redick, LA-C	75	422	182	1226	16.3

REBOUNDS PER GAME

	G	OFF	DEF	TOT	AVG
Drummond, Det.	81	395	803	1198	14.8
Jordan, LA-C	77	267	792	1059	13.8
Whiteside, Mia.	73	238	627	865	11.8
Howard, Hou.	71	238	597	835	11.8
Cousins, Sac.	65	158	589	747	11.5
Gasol, Chi.	72	155	638	793	11.0
Gobert, Utah	61	208	460	668	11.0
Towns, Min.	82	228	629	857	10.5
Davis, N.O.	61	130	497	627	10.3
Randle, LA-L	81	172	657	829	10.2
Love, Cle.	77	149	613	762	9.9
Gortat, Was.	75	222	519	741	9.9
Green, G.S.	81	134	635	769	9.5
Pachulia, Dal.	76	249	469	718	9.4
Valanciunas, Tor.	60	184	363	547	9.1
Young, Bkn.	73	176	484	660	9.0
Millsap, Atl.	81	198	534	732	9.0
Thompson, Cle.	82	268	470	738	9.0
Vucevic, Orl.	65	174	402	576	8.9
Monroe, Mil.	79	218	478	696	8.8
Chandler, Pho.	66	175	401	576	8.7
Faried, Den.	67	235	346	581	8.7
Aldridge, S.A.	74	176	456	632	8.5
Sullinger, Bos.	81	194	479	673	8.3
Durant, OKC.	72	45	544	589	8.2
Favors, Utah	62	169	334	503	8.1
Kanter, OKC.	82	249	415	664	8.1
Noel, Phi.	67	154	388	542	8.1
Biyombo, Tor.	82	182	473	655	8.0
Lopez, Bkn.	73	204	369	573	7.8
Westbrook, OKC.	80	145	481	626	7.8
Randolph, Mem.	68	179	350	529	7.8
Anthony, N.Y.	72	98	458	556	7.7
Plumlee, Por.	82	201	427	628	7.7
Antetokounmpo, Mil.	80	113	499	612	7.7
Len, Pho.	78	178	416	594	7.6
James, Cle.	76	111	454	565	7.4
Davis, Por.	81	224	375	599	7.4
Lopez, N.Y.	82	268	334	602	7.3
Duncan, S.A.	61	115	332	447	7.3

ASSISTS PER GAME

	G	AST	AVG
Rondo, Sac.	72	839	11.7
Westbrook, OKC.	80	834	10.4
Wall, Was.	77	789	10.2
Paul, LA-C	74	738	10.0
Rubio, Min.	76	657	8.6
Harden, Hou.	82	612	7.5
Green, G.S.	81	598	7.4
Lillard, Por.	75	512	6.8
James, Cle.	76	514	6.8
Curry, G.S.	79	527	6.7
Smith, N.O.-Phi.	77	502	6.5
Lowry, Tor.	77	494	6.4
Payton, Orl.	73	467	6.4
Jackson, Det.	79	492	6.2
Thomas, Bos.	82	509	6.2
Holiday, N.O.	65	391	6.0
Teague, Atl.	79	470	5.9
Dragic, Mia.	72	419	5.8
Williams, Dal.	65	378	5.8
Batum, Cha.	70	403	5.8

FIELD GOAL PCT.

	FG	FGA	PCT
Jordan, LA-C	357	508	.703
Howard, Hou.	372	600	.620
Whiteside, Mia.	413	682	.606
Kanter, OKC.	414	719	.576
Gortat, Was.	433	764	.567
Valanciunas, Tor.	303	536	.565
Faried, Den.	349	626	.558
Towns, Min.	625	1153	.542
Lopez, N.Y.	357	662	.539
Dieng, Min.	308	579	.532
Monroe, Mil.	491	941	.522
Noel, Phi.	306	587	.521
Drummond, Det.	552	1060	.521
James, Cle.	737	1416	.520
Favors, Utah	418	811	.515
Young, Bkn.	495	963	.514
Aldridge, S.A.	536	1045	.513
Jokic, Den.	307	600	.512
Lopez, Bkn.	591	1157	.511
Vucevic, Orl.	533	1046	.510

3-PT FIELD GOAL PCT.

	3FG	3GA	PCT
Redick, LA-C	200	421	.475
Curry, G.S.	402	886	.454
Leonard, S.A.	129	291	.443
Bayless, Mil.	101	231	.437
McDermott, Chi.	110	259	.425
K. Thompson, G.S.	276	650	.425
Dudley, Was.	100	238	.420
McCollum, Por.	197	472	.417
Parsons, Dal.	104	251	.414
Calderon, N.Y.	84	203	.414
Dellavedova, Cle.	98	239	.410
Casspi, Sac.	112	274	.409
G. Hill, Ind.	128	314	.408
Olynyk, Bos.	85	210	.405
M. Williams, Cha.	152	378	.402
Collins, Sac.	87	217	.401
Beverley, Hou.	124	310	.400
Fournier, Orl.	156	390	.400
Smith, Cle.	204	510	.400
Teague, Atl.	110	275	.400

NBA FINAL STATISTICAL LEADERS

FREE THROW PCT.

	FT	FTA	PCT
Curry, G.S.	363	400	.908
Crawford, LA-C	245	271	.904
Durant, OKC.	447	498	.898
Paul, LA-C	294	328	.896
Nowitzki, Dal.	250	280	.893
Lillard, Por.	414	464	.892
Martin, Min.-S.A.	153	172	.890
Middleton, Mil.	277	312	.888
Redick, LA-C	182	205	.888
Irving, Cle.	169	191	.885
Leonard, S.A.	292	334	.874
K. Thompson, G.S.	193	221	.873
Anderson, N.O.	199	228	.873
Thomas, Bos.	474	544	.871
Williams, Dal.	179	206	.869
Gallinari, Den.	375	432	.868
Jackson, Det.	291	337	.864
Matthews, Dal.	126	146	.863
3 tied with			.860

STEALS PER GAME

	G	STL	AVG
Curry, G.S.	79	169	2.14
Rubio, Min.	76	162	2.13
Paul, LA-C	74	152	2.05
Lowry, Tor.	77	158	2.05
Westbrook, OKC.	80	163	2.04
Ariza, Hou.	81	160	1.98
Rondo, Sac.	72	141	1.96
Wall, Was.	77	145	1.88
George, Ind.	81	152	1.88
Ellis, Ind.	81	150	1.85
Millsap, Atl.	81	147	1.81
Leonard, S.A.	72	128	1.78
Noel, Phi.	67	118	1.76
Crowder, Bos.	73	126	1.73
Allen, Mem.	64	110	1.72
Harden, Hou.	82	139	1.70
Middleton, Mil.	79	131	1.66
Butler, Chi.	67	110	1.64
Oladipo, Orl.	72	116	1.61
Covington, Phi.	67	105	1.57

BLOCKS PER GAME

	G	BLK	AVG
Whiteside, Mia.	73	269	3.68
Jordan, LA-C	77	177	2.30
Gobert, Utah	61	135	2.21
Davis, N.O.	61	125	2.05
Gasol, Chi.	72	146	2.03
Ibaka, OKC.	78	148	1.90
Porzingis, N.Y.	72	134	1.86
Millsap, Atl.	81	139	1.72
Lopez, Bkn.	73	124	1.70
Towns, Min.	82	138	1.68
Grant, Phi.	77	127	1.65
Bogut, G.S.	70	114	1.63
Biyombo, Tor.	82	133	1.62
Howard, Hou.	71	113	1.59
Lopez, N.Y.	82	129	1.57
Noel, Phi.	67	100	1.49
Horford, Atl.	82	121	1.48
Favors, Utah	62	91	1.47
Turner, Ind.	60	86	1.43
Cousins, Sac.	65	92	1.42

MINUTES PER GAME

	G	MIN	AVG
Harden, Hou.	82	3125	38.1
Lowry, Tor.	77	2851	37.0
Butler, Chi.	67	2474	36.9
Caldwell-Pope, Det.	76	2789	36.7
Hayward, Utah	80	2893	36.2
Wall, Was.	77	2784	36.2
Middleton, Mil.	79	2852	36.1
DeRozan, Tor.	78	2804	35.9
Durant, OKC.	72	2578	35.8
Morris, Det.	80	2856	35.7
Lillard, Por.	75	2676	35.7
James, Cle.	76	2709	35.6
Walker, Cha.	81	2885	35.6
Davis, N.O.	61	2164	35.5
Ariza, Hou.	81	2859	35.3
Antetokounmpo, Mil.	80	2823	35.3
Rondo, Sac.	72	2537	35.2
Anthony, N.Y.	72	2530	35.1
Wiggins, Min.	81	2845	35.1
Batum, Cha.	70	2448	35.0

ASSISTS PER TURNOVER

	AST	TO	RATIO
Conley, Mem.	342	84	4.07
Paul, LA-C	738	194	3.80
Calderon, N.Y.	298	87	3.43
Rubio, Min.	657	193	3.40
Galloway, N.Y.	207	61	3.39
Sloan, Bkn.	268	80	3.35
Livingston, G.S.	237	78	3.04
Rondo, Sac.	839	278	3.02
Mills, S.A.	226	76	2.97
Dellavedova, Cle.	337	116	2.91
Parker, S.A.	379	131	2.89
Smith, N.O.-Phi.	502	175	2.87
Iguodala, G.S.	219	79	2.77
Barea, Dal.	302	113	2.67
Payton, Orl.	467	177	2.64
Beverly, Hou.	239	91	2.63
McConnell, Phi.	367	140	2.62
G. Hill, Ind.	259	101	2.56
Williams, Dal.	378	150	2.52
Jack, Bkn.	236	94	2.51

STEALS PER TURNOVER

	STL	TO	RATIO
W. Johnson, LA-C	89	54	1.65
Crowder, Bos.	126	83	1.52
Porter, Was.	105	70	1.50
Ariza, Hou.	160	113	1.42
Allen, Mem.	110	78	1.41
Galloway, N.Y.	77	61	1.26
Sefolosha, Atl.	85	68	1.25
Leonard, S.A.	128	105	1.22
Lee, Mem.-Cha.	85	72	1.18
Smart, Bos.	91	80	1.14
Brewer, Hou.	84	78	1.08
Bradley, Bos.	117	109	1.07
Caldwell-Pope, Det.	110	105	1.05
Beverly, Hou.	94	91	1.03
Harris, Den.	97	98	0.99
Tucker, Pho.	106	111	0.95
Iguodala, G.S.	73	79	0.92
Rubio, Min.	162	193	0.84
Butler, Chi.	110	132	0.83
Young, Bkn.	112	136	0.82





OPPONENTS

ATLANTA HAWKS

COACHING STAFF



MIKE BUDENHOLZER

HEAD COACH

Mike Budenholzer

COLLEGE

Pomona College

PRO COACHING RECORD

w/Atlanta: Entering 4th season,
146-100 (.593)

Overall: Same

ASSISTANT COACHES

Darvin Ham
Taylor Jenkins
Charles Lee
Neven Spahija
Ben Sullivan

HEAD ATHLETIC TRAINER

Art Horne

TEAM DIRECTORY

ADDRESS

Atlanta Hawks
Centennial Tower
101 Marietta Street, Suite 1900
Atlanta, GA 30303
(404) 878-3800
www.hawks.com

PRINCIPAL OWNER/CHAIR OF BOARD OF DIRECTORS

Tony Ressler

VICE CHAIR OF BOARD OF DIRECTORS

Grant Hill

CHIEF EXECUTIVE OFFICER, ATLANTA HAWKS AND PHILIPS ARENA

Steve Koonin

PRESIDENT OF BASKETBALL OPERATIONS/HEAD COACH

Mike Budenholzer

GENERAL MANAGER

Wes Wilcox

SENIOR VICE PRESIDENT OF PUBLIC RELATIONS

Garin Narain

DIRECTOR OF MEDIA RELATIONS

Jon Steinberg

SENIOR MANAGER OF MEDIA RELATIONS

Jason Roose

TEAM COLORS

Torch Red, Georgia Granite Gray,
Volt Green

HOME COURT

Philips Arena
(18,047, opened 1999)

FRANCHISE HISTORY

Tri-Cities Blackhawks, 1949-51
Milwaukee Hawks, 1951-55
St. Louis Hawks, 1955-68
Atlanta Hawks, 1968-69 to Present

RADIO

WZGC 92.9 FM
Steve Holman

TELEVISION

SportSouth
Bob Rathbun, Dominique Wilkins,
Andre Aldridge, Olivia Harlan

2015-16 RECAP

RECORD: 48-34

SOUTHEAST DIVISION: 8-8

EASTERN CONFERENCE: 29-23

HOME: 27-14

ROAD: 21-20

FINISH: 2nd in division; 4th in conference

PLAYOFFS: Defeated Boston, 4-2, First Round; Lost to Cleveland, 0-4, Eastern Conference Semifinals

2016-17 VS. PACERS

11/23 at Bankers Life Fieldhouse..... 7:00 p.m. 4/12 at Bankers Life Fieldhouse 8:00 p.m.
3/5 at Philips Arena.....3:00 p.m.

PACERS CAREER STATISTICS VS. ATLANTA

NAME	GP	MIN	3-POINT				FTM-FTA	PCT	OR	DR	TR	AVG	AST	PF-DQ	STL	TO	BKS	PTS	AVG	
			FGM-FGA	PCT	FGM-FGA	PCT														
ALLEN (IND)	8	146	15-33	.455	0-0	---	6-11	.545	20	29	49	6.1	6	16-0	2	17	7	36	4.5	
ALLEN (TOT)	14	256	29-62	.468	0-1	.000	10-17	.588	34	43	77	5.5	13	26-0	4	20	12	68	4.9	
BROOKS	17	393	79-166	.476	28-64	.438	18-21	.857	7	32	39	2.3	60	35-0	11	32	4	204	12.0	
CHRISTMAS	HAS NOT PLAYED																			
ELLIS (IND)	4	131	25-53	.472	13-25	.520	9-10	.900	3	11	14	3.5	13	4-0	11	11	3	72	18.0	
ELLIS (TOT)	22	775	161-352	.457	30-73	.411	51-65	.785	14	59	73	3.3	102	49-0	43	73	7	403	18.3	
EVANS	6	59	9-19	.474	0-1	.000	4-6	.667	5	6	11	1.8	2	7-0	1	1	2	22	3.7	
GEORGE	17	553	90-234	.385	31-81	.383	48-59	.814	15	81	96	5.6	54	46-0	34	39	5	259	15.2	
JEFFERSON	30	878	192-383	.501	0-5	.000	65-105	.619	71	196	267	8.9	41	77-0	20	42	35	449	14.9	
MILES (IND)	6	142	27-69	.391	13-38	.342	6-7	.857	0	14	14	2.3	9	16-0	1	10	1	73	12.2	
MILES (TOT)	18	394	68-174	.391	26-74	.351	13-18	.722	8	36	44	2.4	23	47-1	9	25	3	175	9.7	
ROBINSON (IND)	3	32	6-9	.667	1-2	.500	0-0	0.0	1	5	6	2.0	2	0-0	0	0	2	13	4.3	
ROBINSON (TOT)	4	37	7-10	.700	1-2	.500	0-0	0.0	---	1	5	6	1.5	2	0-0	0	0	2	15	3.8
SERAPHIN	16	282	47-98	.480	0-0	.000	5-7	.714	21	46	67	4.2	10	35-0	2	19	15	99	6.2	
STUCKEY (IND)	5	92	14-33	.424	1-6	.167	6-8	.750	2	10	12	2.4	5	6-0	5	5	0	35	7.0	
STUCKEY (TOT)	27	778	142-311	.457	12-34	.353	78-96	.813	24	57	81	3.0	95	61-1	24	54	3	374	13.9	
TEAGUE	HAS NOT PLAYED																			
TURNER	3	77	24-45	.533	0-1	.000	3-5	.600	4	14	18	6.0	1	9-0	3	4	3	51	17.0	
YOUNG, J.	3	32	1-11	.091	0-2	.000	2-2	1.000	0	5	5	1.7	7	4-0	2	2	0	4	1.3	
YOUNG, T.	28	844	186-332	.560	19-37	.514	40-56	.714	60	104	164	5.9	48	67	41	47	9	431	15.4	

ATLANTA HAWKS

SERIES SCORES

DATE	IND-ATL
*11/24/76	W 115-93
1/6/77	W 103-95
*3/25/77	W 103-95
4/2/77	W 106-99
*12/21/77	W 109-98
12/28/77	L 92-99
1/21/78	L 100-111
*2/2/78	L 105-107
*10/13/78	W 117-104
12/13/78	L 101-117
*1/7/79	W 112-97
1/23/79	W 110-107
*10/13/79	W 115-101
10/18/79	L 85-115
*12/22/79	W 130-110
2/27/80	L 111-116
*3/7/80	L 94-99
3/16/80	L 90-95
10/21/80	W 121-116
*10/24/80	W 104-97
*11/26/80	W 110-89
1/2/81	W 109-106
*2/18/81	L 96-99
3/26/81	W 115-107
11/21/81	L 100-107
*12/22/81	W 92-88
3/13/82	L 90-110
*3/26/82	L 87-100
*4/15/82	W 108-102
4/16/82	L 91-109
11/27/82	L 98-117
*12/15/82	L 101-107
*2/27/83	L 107-125
3/1/83	L 106-109
*3/22/83	L 102-111
4/2/83	L 99-109
11/22/83	L 93-104
*12/9/83	W 110-104
*1/2/84	W 96-86
1/13/84	L 108-117
4/7/84	L 103-122
*4/11/84	L 111-114
11/17/84	L 108-118
*12/10/84	L 98-104
*1/15/85	L 113-120
**1/29/85	L 106-115
*3/27/85	L 99-125
4/13/85	L 117-122
*12/13/85	W 109-89
1/28/86	L 92-123
*2/6/86	L 85-100
2/21/86	L 98-106
*3/28/86	L 92-100
4/12/86	L 91-108
*12/5/86	W 119-113
1/27/87	L 98-114
2/20/87	W 107-105
*3/3/87	L 108-109
3/28/87	W 120-114
*4/13/87	L 101-102
*11/27/87	W 88-86
12/15/87	L 91-93
2/23/88	L 111-131
*2/26/88	L 101-116
*4/3/88	L 100-102
4/20/88	W 116-98
11/8/88	L 107-112
12/23/88	L 114-131
*1/4/89	W 116-113
2/23/89	L 97-100
*4/2/89	L 109-132
*4/18/89	L 114-121
11/3/89	W 126-103
*12/30/89	W 105-98
*2/21/90	W 123-96
*2/28/90	L 99-102
3/16/90	L 104-106 OT

DATE	IND-ATL
11/3/90	L 120-121
1/4/91	L 96-111
*1/15/91	L 106-117
*3/26/91	W 123-113
4/6/91	L 110-137
12/17/91	L 113-117
*1/11/92	W 138-115
*1/31/92	W 115-106 OT
3/6/92	W 115-113 OT
*4/1/92	W 137-117
12/1/92	L 107-119
*12/4/92	W 122-106
*3/4/93	W 136-111
4/20/93	L 102-111
11/5/93	L 110-116
12/16/93	W 99-81
*1/15/94	W 94-91
3/5/94	L 88-90
*3/18/94	L 78-81
11/4/94	W 94-92
*12/14/94	W 81-79
*1/20/95	W 99-89
4/7/95	L 90-102
*4/23/95	W 103-87
11/3/95	W 111-106
1/17/96	L 93-102
*1/30/96	W 107-90
*4/8/96	W 97-95
2/19/97	L 87-100
*3/12/97	W 92-82
3/19/97	L 95-107
*4/11/97	L 92-104
*11/12/97	L 86-89
2/14/98	W 96-92
4/9/98	W 105-102 OT
*4/15/98	W 82-70
*3/16/99	L 79-85
3/24/99	L 102-103
*3/29/99	L 82-83
4/30/99	W 92-90 OT
*11/19/99	L 99-105
12/29/99	W 116-89
3/15/00	W 113-107
*4/19/00	W 111-92
12/23/00	L 87-91
*1/18/01	W 84-76
*3/16/01	W 103-97
3/29/01	L 93-104
*11/20/01	W 106-102
12/18/01	W 103-100
*3/17/02	W 85-68
4/4/02	L 94-95
*12/23/02	W 112-97
*2/14/03	W 98-97 OT
2/16/03	L 86-99
3/22/03	L 89-92
11/1/03	W 103-99 OT
*12/12/03	W 103-92
*1/14/04	W 85-78
1/19/04	W 100-97
*11/17/04	W 93-86
12/14/04	W 108-97 OT
2/5/05	W 84-79
*11/25/05	L 85-87
1/23/06	L 94-104
*2/24/06	L 112-117
3/29/06	L 93-94
12/22/06	W 100-90
*1/9/07	W 91-72
*3/17/07	W 113-90
4/17/07	L 102-118
12/26/07	L 95-107
*1/4/08	W 113-91
*4/8/08	W 112-98

DATE	IND-ATL
*11/18/08	W 113-96
*12/30/08	L 104-110
3/13/09	L 87-101
4/10/09	L 118-122
10/28/09	L 109-120
*12/26/09	L 98-110
3/28/10	L 84-94
*11/16/10	L 92-102
12/11/10	L 83-97
1/8/11	L 93-108
*4/8/11	W 114-102
*1/11/12	W 96-84
2/8/12	L 87-97
*3/6/12	L 96-101
11/7/12	L 86-89
12/29/12	L 100-109
*2/5/12	W 114-103
*3/25/13	W 100-94
1/8/14	L 87-97
2/4/14	W 89-85
*2/18/14	W 108-98
*4/6/14	L 88-107
11/1/14	L 92-102
*12/8/14	L 92-108
1/21/15	L 91-110
*12/28/15	W 93-87
*1/28/16	W 111-92
2/5/16	L 96-102
3/13/16	L 75-104

PLAYOFFS

DATE	IND-ATL
4/24/87	L 94-110
4/26/87	L 93-94
*4/29/87	W 96-87
*5/1/87	L 97-101
5/10/94	W 96-85
5/12/94	L 69-92
*5/14/94	W 101-81
*5/15/94	W 102-86
5/17/94	L 76-88
*5/19/94	W 98-79
*4/27/95	W 90-82
*4/29/95	W 105-97
5/2/95	W 105-89
*4/25/96	L 80-92
*4/27/96	W 102-94 OT
4/29/96	L 83-90
5/2/96	W 83-75
*5/5/96	L 87-89
*4/21/13	W 107-90
*4/24/13	W 113-98
4/27/13	L 69-90
4/29/13	L 91-102
*5/1/13	W 106-83
5/3/13	W 81-73
*4/19/14	L 93-101
*4/22/14	W 101-85
4/24/14	L 85-98
4/26/14	W 91-88
*4/28/14	L 97-107
5/1/14	W 95-88
*5/3/14	W 92-80

* AT INDIANAPOLIS
 ** AT NEW ORLEANS
 OT OVERTIME

SERIES RECORD

OVERALL

Indiana 81 wins
 Atlanta 99 wins

AT INDIANA

Indiana 55 wins
 Atlanta 35 wins

AT ATLANTA

Indiana 26 wins
 Atlanta 35 wins

AT NEW ORLEANS

Indiana 0 wins
 Atlanta 1 win

PLAYOFFS

Indiana 18 wins
 Atlanta 13 wins

SERIES HIGHS

POINTS

PACERS: 42, Butch Carter, 4/11/84
HAWKS: 43, Dominique Wilkins, 2/23/88

REBOUNDS

PACERS: 20, Dale Davis, 1/30/96
HAWKS: 24, Dikembe Mutombo, 4/9/98

ASSISTS

PACERS: 15, Detlef Schrempf, 1/11/92
 Pooh Richardson, 11/5/93
HAWKS: 16, Eddie Johnson, 4/13/85
 Doc Rivers, 4/13/87

LARGEST WIN MARGINS

PACERS' LARGEST WIN VS. HAWKS

27 123-96, at Market Square Arena, 2/21/90
 116-89, at Philips Arena, 12/29/99

HAWKS' LARGEST WIN VS. PACERS

31 123-92, at The Omni, 1/28/86



BOSTON CELTICS



BRAD STEVENS

COACHING STAFF

HEAD COACH

Brad Stevens

COLLEGE

DePauw

PRO COACHING RECORD

w/Boston: Entering 4th season,
113-133 (.459)

Overall: Same

ASSISTANT COACHES

Jerome Allen
Jay Larranaga
Walter McCarty
Micah Shrewsberry
Jamie Young

ATHLETIC TRAINER

Ed Lacerte

STRENGTH & CONDITIONING COACH

Bryan Doo

TEAM DIRECTORY

ADDRESS

226 Causeway St.
4th Floor
Boston, MA 02114
(617) 854-8000
Fax: (617) 523-5949
www.celtics.com

CEO & MANAGING PARTNER

Wyc Grousbeck

PRESIDENT

Rich Gotham

PRESIDENT OF

BASKETBALL OPERATIONS

Danny Ainge

VICE PRESIDENT, MEDIA SERVICES/ALUMNI RELATIONS

Jeff Twiss

SENIOR DIRECTOR OF PUBLIC RELATIONS

Heather Walker

MEDIA RELATIONS MANAGER

Brian Olive

COMMUNICATIONS

COORDINATOR

Taylor Kielpinski-Rogers

TEAM COLORS

Green, Gold, Beige, Brown, Black and White

HOME COURT

TD Garden
(18,624; opened 1995)

FRANCHISE HISTORY

Boston Celtics, 1946-47 to present

RADIO

CBS Radio Boston
Sean Grande and Cedric Maxwell

TELEVISION

Comcast SportsNet
Mike Gorman, Tom Heinsohn, Brian Scalabrine and Abby Chin

2015-16 RECAP

RECORD: 48-34

ATLANTIC DIVISION: 10-6

EASTERN CONFERENCE: 31-21

HOME: 28-13

ROAD: 20-21

FINISH: 2nd in division; 5th in conference

PLAYOFFS: Lost to Atlanta, 2-4, First Round

2016-17 VS. PACERS

11/12 at Bankers Life Fieldhouse 7:00 p.m. 3/22 at TD Garden 7:30 p.m.
12/22 at Bankers Life Fieldhouse 8:00 p.m.

PACERS CAREER STATISTICS VS. BOSTON

NAME	GP	MIN	3-POINT			FTM-FTA	PCT	OR	DR	TR	AVG	AST	PF-DQ	STL	TO	BKS	PTS	AVG	
			FGM-FGA	PCT	PCT														
ALLEN (IND)	7	136	14-37	.378	0-0	---	7-10	.700	18	22	40	5.7	6	14-0	1	6	3	35	5.0
ALLEN (TOT)	15	292	29-80	.363	0-1	.000	13-16	.813	37	52	89	5.9	13	33-0	3	10	4	71	4.7
BROOKS	16	342	74-146	.507	28-60	.467	34-36	.944	6	14	20	1.3	48	37-1	12	29	1	210	13.1
CHRISTMAS	HAS NOT PLAYED																		
ELLIS (IND)	4	137	20-52	.385	4-17	.235	10-12	.833	4	11	15	3.8	24	9-0	8	14	0	54	13.5
ELLIS (TOT)	20	724	140-334	.419	17-62	.274	84-99	.848	16	53	69	3.5	99	33-0	29	53	4	381	19.1
EVANS	3	26	4-7	.571	0-0	.000	0-1	.000	0	9	9	3.0	0	5-0	2	1	4	8	2.7
GEORGE	16	501	98-232	.422	28-78	.359	53-62	.855	15	88	103	6.4	42	44-0	29	43	4	277	17.3
JEFFERSON	18	615	144-286	.503	0-2	.000	52-60	.867	41	126	167	9.3	41	49-0	12	34	26	340	18.9
MILES (IND)	5	155	24-59	.407	9-30	.300	10-11	.909	3	15	18	3.6	4	16-0	6	12	3	67	13.4
MILES (TOT)	19	426	56-159	.352	20-69	.290	26-29	.897	7	40	47	2.5	20	56-1	17	26	8	158	8.3
ROBINSON (IND)	3	46	5-9	.556	1-2	.500	4-5	0.8	2	6	8	2.7	2	1-0	4	1	1	15	5.0
ROBINSON (TOT)	4	48	5-10	.500	1-2	.500	4-5	.800	2	6	8	2.0	2	1-0	4	2	1	15	3.8
SERAPHIN	20	299	53-94	.564	0-0	.000	12-15	.766	27	46	73	3.7	9	36-0	7	27	9	118	5.9
STUCKEY (IND)	5	119	20-43	.465	4-8	.500	4-7	.571	3	12	15	3.0	5	8-0	4	9	1	48	9.6
STUCKEY (TOT)	24	646	92-234	.393	7-36	.194	90-111	.811	19	48	67	2.8	60	51-0	26	44	6	281	11.7
TEAGUE	24	628	113-242	.467	17-50	.340	64-71	.901	5	46	51	2.1	120	47-1	29	48	8	307	12.8
TURNER	4	50	8-20	.400	0-0	---	6-9	.667	3	9	12	3.0	2	5-0	1	1	2	22	5.5
YOUNG, J.	1	9	2-4	.500	1-1	1.000	0-0	---	0	3	3	3.0	1	0-0	0	0	0	5	5.0
YOUNG, T.	32	999	171-405	.422	12-50	.240	58-87	.667	67	127	194	6.1	46	67-0	35	40	14	412	12.9

BOSTON CELTICS

SERIES SCORES

DATE	IND-BOS
*10/21/76	L 122-129 OT
1/12/77	W 112-101
*1/26/77	W 121-101
**1/31/78	L 94-104
*2/7/78	L 89-92
4/2/78	W 123-120
*12/2/78	L 110-117
12/20/78	L 105-121
*1/26/79	W 119-106
2/9/79	L 101-112
*10/20/79	W 131-128 OT
11/23/79	L 103-118
*12/1/79	L 102-106 OT
2/8/80	L 108-130
*3/11/80	W 114-108
***3/18/80	L 102-114
*10/18/80	W 103-99
*11/19/80	L 91-103
1/23/81	L 103-104
2/5/81	L 98-111
*3/6/81	W 110-104
***3/13/81	W 101-94
1/16/81	L 94-111
*12/1/81	W 90-87
1/20/82	L 103-112
*2/2/82	L 105-109
3/10/82	L 100-121
11/3/82	L 104-111
*1/18/83	L 126-130
*2/4/83	L 93-102
*3/29/83	W 130-101
3/30/83	L 116-142
1/4/83	L 105-121
*11/8/83	L 97-99
*12/7/83	L 95-100
***1/20/84	L 125-132
2/3/84	L 106-125
*3/20/84	W 123-121 OT
*11/12/84	L 115-132
12/21/84	L 107-117
*1/18/85	W 91-86
1/25/85	L 94-125
*2/24/85	L 100-113
4/3/85	L 103-119
11/13/85	L 114-118
*11/15/85	W 111-109
*1/2/86	L 104-122
*1/17/86	L 105-123
***2/23/86	L 98-113
3/19/86	L 108-127
11/5/86	L 102-133
12/17/86	L 101-113
1/21/87	L 100-130
*1/30/87	L 94-100
*3/13/87	W 116-109
*4/15/87	L 85-108
11/11/87	L 106-120
*11/15/87	L 98-103
2/3/88	L 103-118
***3/11/88	L 112-122
*3/15/88	L 113-119
1/11/89	W 127-108
*1/25/89	W 103-94
2/8/89	L 102-109
*3/16/89	L 99-111
*4/21/89	W 120-110
*11/21/89	W 119-111
11/24/89	W 118-111
1/19/90	L 104-109
*3/27/90	W 101-96
12/26/90	L 132-152
*2/24/91	W 115-109
***3/4/91	L 101-126
*3/22/91	W 121-109

DATE	IND-BOS
11/20/91	L 101-116
*2/23/92	W 102-95
2/26/92	L 109-130
*4/3/92	W 101-97
*12/16/92	W 114-91
1/6/93	L 94-103
*2/23/93	W 113-86
4/13/93	L 90-96
*11/20/93	W 100-94
11/22/93	W 102-71
3/30/94	W 103-99
*4/11/94	W 121-108
*11/5/94	W 112-103
1/11/95	L 97-100
2/27/95	W 108-97
*3/4/95	L 101-107
1/26/96	W 107-90
*2/2/96	W 116-108
2/26/96	W 122-119 OT
*3/26/96	W 103-96
11/6/96	L 84-94
*12/13/96	W 97-94
*3/4/97	W 98-95
1/18/98	W 103-96
*1/24/98	W 95-88
*3/8/98	W 104-100
4/12/98	W 93-87
*3/14/99	W 99-96
3/28/99	W 101-93
4/19/99	W 120-104
*11/6/99	W 115-108
11/22/99	L 85-95
*2/1/00	W 99-96
*2/9/00	W 113-104
12/8/00	W 104-91
*1/31/01	L 96-102 OT
3/30/01	W 92-87
*4/13/01	W 113-108 OT
11/14/01	L 93-101
1/23/02	L 94-98
*4/2/02	L 94-105
1/17/03	L 93-98
*2/1/03	W 109-100
2/26/03	L 69-71
*3/19/03	W 102-72
*11/11/03	L 76-78
1/2/04	W 103-90
*1/31/04	W 99-98
3/12/04	W 99-81
11/5/04	W 100-94
*11/23/04	W 106-96
1/26/05	L 86-100
12/14/05	L 71-85
3/3/06	L 98-99
*3/19/06	L 88-103
*4/12/06	W 117-112
11/15/06	L 88-114
1/10/07	W 97-84
*1/30/07	W 103-96
*4/7/07	W 105-98
*11/13/07	L 86-101
*2/12/08	L 97-104
4/2/08	L 77-92
*11/1/08	W 95-79
12/3/08	L 96-114
*12/7/08	L 117-122 OT
2/27/09	L 99-104
*11/14/09	W 113-104
12/22/09	L 94-103
3/12/10	L 103-122
12/19/10	L 88-99
*12/28/10	L 83-95
3/16/11	L 80-92
*3/28/11	W 107-100

DATE	IND-BOS
1/6/12	W 87-74
*1/14/12	W 97-83
1/27/12	L 87-94
*4/7/12	L 72-86
1/4/13	L 75-94
*3/6/13	L 81-83
11/22/13	W 97-82
*12/22/13	W 106-79
3/1/14	W 102-97
*3/11/14	W 94-83
11/7/14	L 98-101
*1/9/15	W 107-103 OT
*3/14/15	L 89-93
4/1/15	L 87-100
*11/4/15	W 100-98
11/11/15	W 102-91
*1/13/16	L 94-103
*3/15/16	W 103-98
PLAYOFFS	
4/26/91	L 120-127
4/28/91	W 130-118
*5/1/91	L 105-112
*5/3/91	W 116-113
5/5/91	L 121-124
4/23/92	L 113-124
4/25/92	L 112-119
*4/27/92	L 98-102
*4/19/03	L 100-103
*4/21/03	W 89-77
4/24/03	L 83-101
4/27/03	L 92-102
*4/29/03	W 93-88 OT
5/1/03	L 90-110
*4/17/04	W 104-88
*4/20/04	W 103-90
4/23/04	W 108-85
4/25/04	W 90-75
4/23/05	L 82-102
4/25/05	W 82-79
*4/28/05	W 99-76
*4/30/05	L 79-110
5/3/05	W 90-85
*5/5/05	L 89-92 OT
5/7/05	W 97-70
* AT INDIANAPOLIS	
** AT SPRINGFIELD, MASS.	
*** AT HARTFORD, CONN.	
OT OVERTIME	

SERIES RECORD

OVERALL
Indiana 76 wins
Boston 90 wins

AT INDIANA
Indiana 51 wins
Boston 31 wins

AT BOSTON
Indiana 24 wins
Boston 53 wins

AT HARTFORD
Indiana 1 win
Boston 5 wins

AT SPRINGFIELD
Indiana 0 wins
Boston 1 win

PLAYOFFS
Indiana 12 wins
Boston 13 wins

SERIES HIGHS

POINTS

PACERS: 39, Reggie Miller, 2/26/96

CELTICS: 53, Larry Bird, 3/30/83

REBOUNDS

PACERS: 22, Dale Davis, 11/20/93
Jermaine O'Neal,
4/29/03

CELTICS: 23, Robert Parish, 12/11/81

ASSISTS

PACERS: 17, Don Buse, 1/26/77
Mark Jackson, 1/11/96
Mark Jackson, 2/27/96

CELTICS: 17, Rajon Rondo, 12/3/08,
2/27/09

LARGEST WIN MARGINS

PACERS' LARGEST WIN VS. CELTICS

31 102-71, at Hartford Civic Center,
11/22/93

CELTICS' LARGEST WIN VS. PACERS

31 125-94, at Boston Garden, 1/25/85
133-102, at Boston Garden, 11/5/86



BROOKLYN NETS

COACHING STAFF



KENNY ATKINSON

HEAD COACH
Kenny Atkinson

COLLEGE
Richmond

PRO COACHING RECORD
w/Brooklyn: Entering 1st season
Overall: Same

ASSISTANT COACHES
Bret Brielmaier
Chris Fleming
Jacque Vaughn

**ASSISTANT COACH/
PLAYER DEVELOPMENT**
Adam Harrington

HEAD ATHLETIC TRAINER
Lloyd Beckett

**STRENGTH AND
CONDITIONING COACH**
Dan Meehan

TEAM DIRECTORY

ADDRESS

15 MetroTech Center, 11th Floor
Brooklyn, NY 11201
(718) 933-3000
www.BrooklynNets.com

PRINCIPAL OWNER

Mikhail Prokhorov

CHAIRMAN OF THE BOARD OF DIRECTORS

Dmitry Razumov

PRESIDENT, ONEXIM SPORTS AND ENTERTAINMENT HOLDING USA, INC.

Irina Pavlova

CHIEF EXECUTIVE OFFICER

Brett Yorkmark

GENERAL MANAGER

Sean Marks

ASSISTANT GENERAL MANAGER

Trajan Langdon

SENIOR DIRECTOR OF PUBLIC RELATIONS

Aaron Harris

SENIOR MANAGER OF PUBLIC RELATIONS

Eli Pearlstein

SENIOR MANAGER OF PUBLIC RELATIONS

Mitch Heckart

PUBLIC RELATIONS COORDINATOR

Megan Walsh

TEAM COLORS

Black and White

HOME COURT

Barclays Center (17,732;
opened 2012)

FRANCHISE HISTORY

New Jersey Americans (ABA),
1967-68
New York Nets (NBA), 1976-77
New Jersey Nets (NBA), 1977-2012
Brooklyn Nets (NBA) 2012 to
present

RADIO

WFAN (660 AM/101.9 FM)
Chris Carrino and Tim Capstraw

TELEVISION

YES Network
Ian Eagle, Mike Fratello, Ryan
Ruocco, Jim Spanarkel, Donny
Marshall, Sarah Kustok

SPANISH RADIO

WADO (1280 AM)
Ino Gomez, Max Perez Jimenez

2015-16 RECAP

RECORD: 21-61

ATLANTIC DIVISION: 6-10

EASTERN CONFERENCE: 12-40

HOME: 14-27

ROAD: 7-34

FINISH: 4th in division; 14th in conference

PLAYOFFS: Did not qualify

2016-17 VS. PACERS

10/28 at Barclays Center.....	7:30 p.m.	1/5 at Bankers Life Fieldhouse	7:00 p.m.
11/25 at Bankers Life Fieldhouse	8:00 p.m.	2/3 at Barclays Center.....	7:30 p.m.

PACERS CAREER STATISTICS VS. BROOKLYN

NAME	GP	MIN	FGM-FGA	PCT	3-POINT		FTM-FTA	PCT	OR	DR	TR	AVG	AST	PF-DO	STL	TO	BKS	PTS	AVG
					FGM-FGA	PCT													
ALLEN (IND)	6	95	14-32	.438	0-0	---	4-5	.800	6	18	24	4.0	3	7-0	0	0	2	32	5.3
ALLEN (TOT)	16	317	48-90	.533	0-1	.000	9-14	.643	23	57	80	5.0	12	31-0	4	7	2	105	6.6
BROOKS	11	221	28-71	.535	17-36	.472	12-14	.957	5	13	18	1.6	35	28-0	11	19	2	105	9.5
CHRISTMAS	HAS NOT PLAYED																		
ELLIS (IND)	4	119	9-24	.375	4-13	.308	0-0	---	1	7	8	2.0	19	12-0	5	9	0	22	5.5
ELLIS (TOT)	24	868	153-347	.441	19-68	.279	82-107	.766	9	72	81	3.4	123	70-0	50	66	5	407	17.0
EVANS	4	27	1-5	.200	0-0	.000	1-1	1.00	4	11	15	3.8	1	1-0	1	0	1	3	0.8
GEORGE	18	599	114-236	.483	42-98	.429	56-64	.875	17	78	95	5.3	50	51-1	39	48	14	326	18.1
JEFFERSON	20	586	142-277	.513	0-1	.000	47-68	.691	40	145	185	9.3	36	55-1	14	29	24	331	16.6
MILES (IND)	6	118	27-53	.509	16-34	.471	9-9	1.000	1	13	14	2.3	4	12-0	3	7	4	79	13.2
MILES (TOT)	21	374	77-163	.472	35-76	.461	32-39	.821	5	41	46	2.2	14	43-0	16	20	5	221	10.5
ROBINSON (IND)	2	26	2-7	.250	1-3	.333	2-2	1.0	1	0	1	0.5	3	4-0	1	2	1	7	3.5
ROBINSON (TOT)	3	33	2-9	.222	1-3	.333	2-2	1.000	1	0	1	0.3	4	4-0	1	2	1	7	2.3
SERAPHIN	18	289	54-103	.524	0-1	.000	30-36	.833	24	43	67	3.7	6	53	4	25	21	138	7.7
STUCKEY (IND)	6	133	16-45	.356	3-11	.273	20-26	.769	4	14	18	3.0	15	11-0	6	10	0	55	9.2
STUCKEY (TOT)	29	817	129-304	.424	11-42	.262	102-124	.823	16	71	87	3.0	133	53-0	31	47	2	371	12.8
TEAGUE	24	634	109-235	.464	20-58	.345	67-82	.817	8	49	57	2.4	128	50-0	27	49	8	305	12.7
TURNER	3	85	17-35	.486	0-0	---	9-11	.818	3	19	22	7.3	5	7-0	2	8	6	43	14.3
YOUNG, J.	2	29	3-10	.300	2-7	.286	0-0	---	1	3	4	2.0	5	1-0	1	2	0	8	4.0
YOUNG, T.	25	742	128-267	.479	10-28	.357	41-59	.695	38	111	149	6.0	37	38-0	33	33	10	307	12.3

BROOKLYN NETS

SERIES SCORES

DATE	IND-BRK
*11/1/67	W 123-113
*12/5/67	W 121-106
*12/26/67	W 117-107
1/19/68	L 110-122
1/20/68	L 96-106
2/2/68	W 113-103
*2/7/68	W 106-105
2/10/68	L 112-124
3/5/68	L 111-121
*3/9/68	W 120-99
11/7/68	W 114-91
12/10/68	L 102-117
12/22/68	W 125-110
*12/31/68	W 123-105
*1/16/69	W 96-94
2/16/69	L 96-112
2/26/69	W 113-104
*3/7/69	W 143-124
3/11/69	W 122-112
*3/13/69	W 123-87
*3/18/69	W 143-114
11/5/69	W 104-98
*11/7/69	W 118-108
11/28/69	L 113-121 OT
*1/2/70	L 112-125
1/9/70	W 111-104
1/18/70	W 129-111
1/25/70	L 83-96
*2/4/70	L 92-102
*3/4/70	W 105-97
*3/22/70	W 114-97
*4/5/70	L 99-104
11/27/70	L 97-99
12/9/70	W 129-108
12/18/70	W 129-117
*1/9/71	W 116-88
*1/27/71	W 116-100
*2/6/71	W 110-109 OT
12/7/71	W 119-114
*12/31/71	W 104-100
2/23/72	L 106-105
*3/19/72	L 117-121
3/28/72	L 86-92
*10/21/72	L 104-113
12/3/72	W 113-110
*1/23/73	W 101-103
2/9/73	W 115-98
2/25/73	L 97-118
*2/26/73	W 112-107
*3/16/73	W 98-89
3/25/73	L 115-118 OT
*10/10/73	W 118-99
11/25/73	W 126-124
*12/5/73	L 103-108
1/11/74	L 106-109
*2/6/74	L 100-121
3/3/74	W 120-99
3/11/74	L 117-124 OT
*3/17/74	W 117-105
11/1/74	W 99-97
*11/23/74	W 104-95
*12/21/74	L 123-134
1/8/75	W 127-119
*1/15/75	W 111-106
1/26/75	L 111-115
3/17/75	L 116-124
*3/19/75	L 100-119
10/26/75	L 111-118
*1/15/76	L 102-199
*12/11/75	L 123-124 OT
12/14/75	L 93-99
*1/3/76	L 90-105
1/4/76	L 98-119
1/11/76	L 102-112
1/30/76	W 127-107
2/1/76	L 106-116
*2/8/76	L 104-110
*2/18/76	L 111-112 OT
2/29/76	L 118-130
*3/31/76	W 116-106
10/29/76	W 90-89
*12/23/76	W 96-94
*1/8/77	W 80-73
4/1/77	W 89-88
11/18/77	W 124-116
*1/16/78	W 120-112 OT
2/8/78	L 138-140 OT
*4/4/78	L 121-129

DATE	IND-BRK
*10/24/78	L 95-97
*2/7/79	L 84-90
2/16/79	W 105-100
*10/16/79	W 113-100
11/2/79	L 93-115
12/28/79	L 101-116
*2/13/80	L 96-98
3/4/80	L 109-114
*3/19/80	W 125-112
10/10/80	W 110-91
*11/1/80	W 113-100
*12/23/80	W 125-109
1/4/81	W 113-104
*1/7/81	W 112-103
2/13/81	L 100-103
11/28/81	L 86-99
12/12/81	W 101-88
12/28/81	W 103-95
*2/21/82	W 118-107
*3/20/82	W 104-101
4/10/82	L 86-115
*1/12/83	L 114-120
*1/17/83	L 111-120
2/9/83	L 90-105
*2/22/83	L 108-110
4/5/83	L 110-121
*4/17/83	L 99-112
*11/12/83	W 111-101
12/30/83	L 106-118
*1/15/84	L 134-140 OT
2/23/84	L 103-110
*3/17/84	L 98-100
4/4/84	L 111-112
11/3/84	L 117-118
11/30/84	L 100-123
*12/15/84	W 112-100
*12/21/85	W 109-108
3/17/85	L 105-129
*10/26/85	W 119-92
10/30/85	L 138-147 3OT
12/14/85	L 99-105
*12/21/85	L 98-102
*2/4/86	W 117-101
11/13/86	W 120-117 OT
2/27/87	L 115-125
*3/15/87	W 123-99
*4/7/87	W 128-114
4/18/87	L 112-103
12/10/87	W 108-91
1/22/88	L 113-104
2/27/88	L 106-98
3/20/88	W 102-96
*3/25/88	W 101-100
*4/11/88	W 95-93
*12/17/88	L 92-100
12/28/88	L 101-118
*1/14/89	L 97-106
3/21/89	W 102-98
11/14/89	W 102-78
*2/27/90	W 118-113
*3/23/90	W 125-109
4/14/90	L 124-113
*11/2/90	W 100-81
*12/29/90	W 114-105
2/26/91	L 104-129
4/16/91	L 132-126
*12/31/91	L 118-104 OT
2/21/92	L 101-105
*4/5/92	L 120-128
4/16/92	W 119-113
*12/19/92	W 124-110
1/18/93	L 97-100
4/6/93	W 98-85
*4/14/93	W 109-90
11/1/93	W 108-105 OT
*12/18/93	W 108-98
*3/4/94	W 126-110
3/11/94	L 73-87
*12/30/94	W 96-79
1/3/95	L 103-114
2/22/95	W 113-94
3/27/95	W 98-87
12/8/95	L 89-91
*2/13/96	L 92-101
2/14/96	L 87-88
*3/31/96	W 118-100
12/27/96	L 94-105
*12/29/96	L 102-100 OT
*2/2/97	W 92-90
2/6/97	W 104-100

DATE	IND-BRK
10/31/97	L 95-97
*12/30/97	W 109-91
*3/20/98	W 99-92
*2/21/99	W 80-79
*3/10/99	W 93-82
3/26/99	W 100-91
4/25/99	L 98-120
11/2/99	W 119-112
*1/4/00	W 116-111
3/28/00	L 106-111
*4/5/00	W 105-101
11/18/00	L 92-97
*12/5/00	W 88-64
*3/4/01	L 96-120
4/8/01	W 108-83
10/30/01	L 97-103
*11/13/01	L 82-91
*12/21/01	W 100-94
12/29/01	L 93-98 OT
11/1/02	L 91-102
2/20/03	L 91-98
*4/16/03	W 90-83
11/6/03	W 87-81
*12/27/03	L 75-82
1/17/04	W 90-84
4/4/04	W 90-80
12/30/04	W 96-83
*3/20/05	L 85-94
3/22/05	L 91-98
*4/13/05	W 90-86
*11/1/05	W 102-90
1/16/06	L 92-97
2/26/06	W 101-91
*11/7/06	L 91-100
1/15/07	L 95-105
3/28/07	L 94-118
*4/15/07	L 107-111
*2/22/08	W 113-103
2/23/08	L 91-102
3/26/08	L 117-124
*3/28/08	W 123-115
*11/8/08	W 98-80
11/12/08	W 98-87
*12/23/08	L 107-108
11/17/09	W 91-83
*12/11/09	W 107-91
1/15/10	W 121-105
*4/10/10	W 115-102
*1/28/11	W 124-92
2/6/11	W 105-86
3/21/11	W 102-98
12/12	W 108-94
*1/31/12	W 106-99
*2/16/12	W 93-88
3/28/12	L 84-100
1/13/13	L 86-97
*2/11/13	L 84-89 OT
*4/12/13	L 109-117
11/9/13	W 96-91
12/23/13	W 103-66
*12/28/13	W 105-91
*2/1/14	W 97-96
12/27/14	W 110-85
*3/21/15	L 111-123
3/31/15	L 106-111
*12/18/15	W 104-97
2/3/16	W 114-100
3/26/16	L 110-121
*4/10/16	W 129-105

PLAYOFFS

*5/5/72	W 124-103
*5/9/72	L 115-117
5/12/72	W 114-108
5/15/72	L 105-110
*5/18/72	W 100-99
*5/20/72	W 108-105
4/20/02	W 89-83
4/22/02	L 79-95
*4/26/02	L 84-85
*4/30/02	W 97-74
5/2/02	L 109-120 2OT
4/23/06	W 90-88
4/25/06	L 75-90
*4/27/06	W 107-95
*4/29/06	L 88-97
5/2/06	L 86-92
*5/4/06	L 90-96

* AT INDIANAPOLIS
OT OVERTIME

SERIES RECORD

OVERALL

NBA

Indiana 97 wins
Brooklyn 71 wins

AT INDIANA (NBA ONLY)

Indiana 59 wins
Brooklyn 25 wins

AT NEW JERSEY (NBA ONLY)

Indiana 32 wins
Brooklyn 43 wins

AT NEW YORK (NBA ONLY)

Indiana 2 wins
Brooklyn 0 wins

AT BROOKLYN

Indiana 4 wins
Brooklyn 3 wins

ABA

Indiana 43 wins
New Jersey 37 wins

PLAYOFFS

NBA

Indiana 4 wins
New Jersey 7 wins

ABA

Indiana 4 wins
New Jersey 2 wins

SERIES HIGHS

NBA ONLY

POINTS

Pacers: 43, Jalen Rose, 10/30/01
Nets: 50, John Williamson, 4/4/78

REBOUNDS

Pacers: 22, Darnell Hillman, 12/23/76
Nets: 23, Buck Williams, 3 OT, 10/30/85

ASSISTS

Pacers: 17, Scott Skiles, 12/28/88
Nets: 20, Stephon Marbury, 4/25/99

LARGEST WIN MARGINS

NBA ONLY

PACERS' LARGEST WIN VS. NETS

32 124-92, at Conseco Fieldhouse, 1/28/11

NETS' LARGEST WIN VS. PACERS

29 115-86, at Brendan Byrne Arena, 4/10/82



CHARLOTTE HORNETS

COACHING STAFF



STEVE CLIFFORD

HEAD COACH

Steve Clifford

COLLEGE

Maine at Farmington

PRO COACHING RECORD

w/Charlotte: Entering 4th season,
124-122 (.504)

Overall: Same

ASSOCIATE HEAD COACH

Patrick Ewing

ASSISTANT COACHES

Stephen Silas
Bob Weiss
Pat Delany
Steve Hetzel
Bruce Krutetz

HEAD ATHLETIC TRAINER

Steve Stricker

TEAM DIRECTORY

ADDRESS

Charlotte Hornets
333 E. Trade Street
Charlotte, NC 28202
(704) 688-8600
www.hornets.com

CHAIRMAN

Michael Jordan

VICE CHAIRMAN

Curtis Polk

GENERAL MANAGER

Rich Cho

ASSISTANT GENERAL MANAGER

Chad Buchanan

VICE PRESIDENT OF COMMUNICATIONS

Mike Cristaldi

DIRECTOR, COMMUNICATIONS

Josh Rosen

COORDINATORS, COMMUNICATIONS

Brian Travis
Danny Franks

TEAM COLORS

Purple, Teal, Light Blue, Cool Gray
and Black

HOME COURT

Spectrum Center
(19,077, opened 2005)

FRANCHISE HISTORY

Charlotte Hornets
1988-89 to 2001-02; 2014 to
Present
Charlotte Bobcats,
2004-05 to 2013-14

RADIO

WFNZ
Steve Martin, Matt Carroll

CABLE TELEVISION

FOX Sports Southeast
Eric Collins, Dell Curry and
Stephanie Ready

2015-16 RECAP

RECORD: 48-34

SOUTHEAST DIVISION: 8-8

EASTERN CONFERENCE: 33-19

HOME: 30-11

ROAD: 18-23

FINISH: 3rd in division; 6th in conference

PLAYOFFS: Did not qualify

2016-17 VS. PACERS

11/7	at Spectrum Center	7:00 p.m.	3/6	at Spectrum Center	8:00 p.m.
12/12	at Bankers Life Fieldhouse	7:00 p.m.	3/15	at Bankers Life Fieldhouse	7:00 p.m.

PACERS CAREER STATISTICS VS. CHARLOTTE

NAME	GP	MIN	FGM-FGA	PCT	3-POINT		FTM-FTA	PCT	OR	DR	TR	AVG	AST	PF-DQ	STL	TO	BKS	PTS	AVG
					FGM-FGA	PCT													
ALLEN (IND)	5	71	8-18	.444	0-3	.000	5-6	.833	8	12	20	4.0	3	5-0	0	2	2	21	4.2
ALLEN (TOT)	12	226	27-56	.482	0-3	.000	6-8	.750	34	32	66	5.5	13	18-0	2	5	5	60	5.0
BROOKS	14	347	50-134	.373	17-50	.340	27-36	.750	6	18	24	1.7	50	31-0	6	17	3	144	10.3
CHRISTMAS	HAS NOT PLAYED																		
ELLIS (IND)	3	115	14-37	.378	1-11	.091	10-11	.909	1	9	10	3.3	10	8-0	3	6	0	39	13.0
ELLIS (TOT)	22	798	157-369	.425	14-62	.226	88-112	.786	16	73	89	4.0	101	45-0	36	60	11	416	18.9
EVANS	9	86	9-20	.450	0-1	.000	4-6	.667	8	14	22	2.4	4	6-0	3	5	4	22	2.4
GEORGE	15	433	77-187	.412	20-65	.308	39-48	.813	18	68	86	5.7	57	54-0	20	32	8	213	14.2
JEFFERSON	19	517	129-234	.551	0-1	.000	40-51	.784	48	91	139	7.3	24	48-0	12	29	25	298	15.7
MILES (IND)	4	89	10-41	.244	1-17	.059	5-6	.833	4	10	14	3.5	2	5-0	2	5	3	26	6.5
MILES (TOT)	19	397	60-168	.357	16-69	.232	17-22	.773	15	31	46	2.4	21	41-0	17	15	7	153	8.1
ROBINSON (IND)	1	15	2-7	.285	1-2	.500	0-0	0.0	0	1	1	1.0	0	1-0	0	1	1	5	5.0
ROBINSON (TOT)	3	38	6-15	.400	2-4	.500	0-0	0.0	---	1	5	6.0	3	2-0	0	3	2	14	4.7
SERAPHIN	19	265	45-98	.459	0-0	.000	8-11	.727	22	41	63	3.3	12	40-0	5	21	13	98	5.2
STUCKEY (IND)	6	137	24-59	.407	2-10	.200	10-14	.714	3	15	18	3.0	11	8-0	2	10	1	60	10.0
STUCKEY (TOT)	25	679	110-248	.444	16-44	.364	65-89	.730	14	63	77	3.1	93	49-0	17	48	4	301	12.0
TEAGUE	25	673	99-248	.399	32-68	.471	32-41	.780	14	49	63	2.5	157	50-0	19	56	12	262	10.5
TURNER	3	69	11-28	.393	0-1	.000	7-7	1.000	3	8	11	3.7	1	8-0	0	5	1	29	9.7
YOUNG, T.	28	893	159-327	.486	9-35	.257	50-68	.735	44	117	161	5.8	43	58-0	40	56	11	377	13.5
YOUNG	1	9	0-3	.000	0-1	.000	1-2	.500	0	0	0	0.0	2	1-0	0	1	0	1	1.0

CHARLOTTE HORNETS

SERIES SCORES

DATE	IND-CHA
*12/13/88	W 115-104
12/14/88	L 106-115
2/18/89	L 114-119
*4/15/89	W 115-105
1/6/90	L 111-117
*2/13/90	W 128-105
*12/21/90	W 137-114
*1/30/91	W 123-105
2/19/91	W 115-102
*3/5/91	W 112-101
4/9/91	W 122-120
11/22/91	L 110-112
1/25/92	L 105-107
*2/17/92	W 128-117
2/29/92	L 119-121
*4/14/92	W 123-96
*11/13/92	W 110-109
11/28/92	W 134-122
1/24/93	W 112-105
*2/26/93	W 137-105
*3/19/93	W 112-108
*11/16/93	L 93-102
2/2/94	W 124-112
*2/5/94	W 111-102
4/6/94	L 90-129
11/19/94	W 102-89
*12/16/94	W 93-91
12/20/94	L 95-99
2/7/95	W 95-92 OT
*4/9/95	W 97-68
2/24/96	W 104-90
*3/3/96	W 103-101
3/19/96	L 94-102
*4/15/96	W 90-87

DATE	IND-CHA
*11/21/96	L 87-90
*1/28/97	L 97-98
1/29/97	W 106-95
3/28/97	W 116-115
11/8/97	L 82-89
*11/22/97	L 94-95
*3/27/98	W 133-96
4/3/98	L 89-96
4/2/99	W 87-81
*4/10/99	L 90-92
*4/29/99	W 115-110 OT
11/4/99	L 89-98
*12/30/99	W 109-99
*3/18/00	W 113-99
4/9/00	L 80-96
12/6/00	L 88-91
*12/9/00	W 99-96 OT
*2/13/01	L 66-77
2/26/01	L 72-82
*1/25/02	W 90-81
2/15/02	L 106-116
3/20/02	L 88-94
*3/24/02	L 84-99
*11/26/04	W 82-77
12/29/04	W 74-71
*2/9/05	W 94-87
11/16/05	L 90-122
*11/18/05	W 93-85
*1/18/06	W 98-92
4/15/06	L 91-92 OT
11/1/06	W 106-99
*12/30/06	L 102-113
4/6/07	W 112-102

DATE	IND-CHA
11/9/07	L 87-96
12/31/07	L 103-107 OT
*3/19/08	W 102-95
*4/12/08	L 103-107
*11/28/08	L 108-115 OT
*1/25/09	W 98-93
2/18/09	L 94-103
3/21/09	W 108-83
11/22/09	L 88-104
*12/16/09	W 101-98
*3/16/10	W 99-94
10/29/10	W 104-101
*12/10/10	W 100-92
*2/9/11	W 104-103
3/23/11	W 111-88
*1/7/12	W 99-77
*2/19/12	W 108-73
2/22/12	W 102-88
11/2/12	L 89-90
*1/12/13	W 96-88
1/15/13	W 103-76
*2/13/13	W 101-77
11/27/13	W 99-74
*12/13/13	W 99-94
3/5/14	L 87-109
*11/19/14	W 88-86
1/17/15	L 71-80 OT
2/8/15	W 103-102
*4/3/15	W 93-74
*2/10/16	L 95-117
*2/26/16	L 95-96
3/4/16	L 101-108

* AT INDIANAPOLIS
OT OVERTIME

SERIES RECORD

OVERALL

Indiana 60 wins
Charlotte 39 wins

AT INDIANA

Indiana 39 wins
Charlotte 12 wins

AT CHARLOTTE

Indiana 21 wins
Charlotte 27 wins

SERIES HIGHS

POINTS

Pacers: 57, Reggie Miller, 11/28/92
Hornets: 41, Johnny Newman, 1/25/92

REBOUNDS

Pacers: 18, LaSalle Thompson, 1/6/90
Dale Davis, 11/16/93
Hornets: 23, Emeka Okafor, 11/9/07

ASSISTS

Pacers: 19, Mark Jackson, 3/28/97
Hornets: 19, Raymond Felton, 12/30/06

LARGEST WIN MARGINS

PACERS' LARGEST WIN VS. HORNETS

37 133-96, at Market Square Arena,
3/27/98

HORNETS' LARGEST WIN VS. PACERS

39 129-90, at Charlotte Coliseum,
4/6/94



CHICAGO BULLS

COACHING STAFF



FRED HOIBERG

HEAD COACH

Fred Hoiberg

COLLEGE

Iowa State

PRO COACHING RECORD

w/Chicago: Entering 2nd season
42-40 (.512)

Overall: Same

ASSOCIATE HEAD COACH

Jim Boylen

ASSISTANT COACHES

Pete Myers
Randy Brown
Mike Wilhelm
Charlie Henry

DIRECTOR OF SPORTS PERFORMANCE

Jennifer Swanson

HEAD ATHLETIC TRAINER

Jeff Tanaka

TEAM DIRECTORY

ADDRESS

1901 West Madison Street
Chicago, IL 60612
(312) 455-4000
Bulls.com

CHAIRMAN

Jerry Reinsdorf

PRESIDENT AND

CHIEF OPERATING OFFICER

Michael Reinsdorf

EXECUTIVE VICE PRESIDENT OF BASKETBALL OPERATIONS

John Paxson

GENERAL MANAGER

Gar Forman

EXECUTIVE VICE PRESIDENT OF BUSINESS OPERATIONS

Steve Schanwald

SENIOR DIRECTOR OF PUBLIC AND MEDIA RELATIONS

Tim Hallam

SENIOR MANAGER, PUBLIC AND MEDIA RELATIONS

Matt Yob

MANAGER, PUBLIC AND MEDIA RELATIONS

Kristen Deahl

TEAM COLORS

Red, Black, White

HOME COURT

United Center
(20,917; opened 1994)

FRANCHISE HISTORY

Chicago Bulls, 1966-67 to present

RADIO

WMVP (AM 1000)
Chuck Swirsky, Bill Wennington
and Steve Kashul

TELEVISION

WGN-TV (Ch. 9)
WPWR-TV(Ch. 50)
Comcast SportsNet Chicago
Neil Funk and Stacey King

SPANISH RADIO

WRTD (1200 AM)
Omar Ramos, Matt Moreno

2015-16 RECAP

RECORD: 42-40

CENTRAL DIVISION: 10-6

EASTERN CONFERENCE: 25-27

HOME: 26-15

ROAD: 16-25

FINISH: 4th in division, 9th in conference

PLAYOFFS: Did not qualify

2016-17 VS. PACERS

10/29 at United Center 8:00 p.m. 12/26 at United Center 8:00 p.m.
11/5 at Bankers Life Fieldhouse 7:00 p.m. 12/30 at Bankers Life Fieldhouse 4:00 p.m.

PACERS CAREER STATISTICS VS. CHICAGO

NAME	GP	MIN	3-POINT			FTM-FTA	PCT	OR	DR	TR	AVG	AST	PF-DQ	STL	TO	BKS	PTS	AVG	
			FGM-FGA	PCT	PCT														
ALLEN (IND)	8	160	27-46	.587	0-0	---	1-4	.250	16	34	50	6.3	8	11-0	1	6	8	55	6.9
ALLEN (TOT)	15	309	49-90	.544	0-1	.000	4-8	.500	26	58	84	5.6	15	32-0	4	14	16	102	6.8
BROOKS	10	226	33-94	.351	11-35	.314	12-13	.923	2	14	16	1.6	30	23-1	4	11	1	89	8.9
CHRISTMAS	HAS NOT PLAYED																		
ELLIS (IND)	4	133	21-64	.328	1-12	.083	12-14	.857	5	10	15	3.8	20	9-0	9	7	2	55	13.8
ELLIS (TOT)	21	797	168-386	.435	14-66	.212	81-100	.810	15	60	75	3.6	99	51-0	45	48	12	431	20.5
EVANS	4	41	5-9	.556	0-0	.000	1-1	1.000	4	4	8	2.0	3	5-0	2	2	0	11	2.8
GEORGE	18	647	111-285	.389	25-83	.301	66-76	.868	17	107	124	6.9	50	44-0	29	43	9	313	17.4
JEFFERSON	27	828	193-390	.495	1-3	.333	44-71	.620	66	168	234	8.7	35	74-0	17	41	36	431	16.0
MILES (IND)	6	151	26-64	.406	15-38	.395	6-9	.667	2	14	16	2.7	3	11-0	1	0	2	73	12.2
MILES (TOT)	23	484	81-187	.433	35-84	.417	19-25	.760	6	38	44	1.9	24	48-0	22	13	16	216	9.4
ROBINSON (IND)	2	18	1-7	.143	0-2	.000	2-2	1.0	0	1	1	0.5	0	3-0	0	0	0	4	2.0
ROBINSON (TOT)	4	52	4-14	.286	1-6	.167	7-8	.875	1	3	4	1.0	1	6-0	0	2	0	16	4.0
SERAPHIN	18	282	37-94	.394	0-1	.000	11-16	.688	32	42	74	4.1	16	32-0	8	23	23	85	4.7
STUCKEY (IND)	6	161	19-52	.365	2-8	.250	13-20	.650	4	14	18	3.0	10	12-0	6	10	2	53	8.8
STUCKEY (TOT)	30	863	153-353	.433	13-43	.302	111-142	.782	19	63	82	2.7	95	65-0	29	46	7	430	14.3
TEAGUE	25	629	112-245	.457	22-57	.386	50-60	.833	5	44	49	2.0	127	35-0	31	46	13	296	11.8
TURNER	2	38	5-16	.313	0-0	---	4-6	.667	2	8	10	5.0	1	9-0	0	1	4	14	7.0
YOUNG, J.	2	14	1-5	.200	0-2	.000	3-4	.750	0	1	1	0.5	0	1-0	0	0	0	5	2.5
YOUNG, T.	25	798	161-334	.482	11-38	.289	48-66	.727	71	104	175	7.0	34	53-0	34	31	21	381	15.2

CHICAGO BULLS

SERIES SCORES

DATE	IND-CHI
10/23/76	L 97-102
*1/5/77	W 109-94
*2/6/77	W 111-99
3/1/77	L 85-102
10/21/77	L 119-122
*12/2/77	L 102-107
1/17/78	L 104-105
*2/12/78	W 111-94
11/4/78	L 84-97
2/6/79	L 107-110
*2/11/79	W 110-108
*3/21/79	W 114-105
1/11/80	W 110-105
*2/17/80	W 108-100
*10/15/80	L 97-108
10/31/80	W 121-114
1/20/81	L 105-121
*2/15/81	W 113-107
*3/29/81	L 97-101
*10/30/81	W 96-94
12/8/81	L 116-118 OT
*1/17/82	W 116-103
1/19/82	L 100-110
*3/28/82	W 102-101
4/18/82	L 104-112
*11/13/82	W 119-115
12/18/82	L 127-131
*1/14/83	L 123-126 OT
2/15/83	W 113-110
*2/16/83	L 113-117
3/6/83	L 98-106
11/19/83	L 105-110
*1/4/84	W 102-89
1/10/84	L 104-105
*2/22/84	L 111-121
*3/23/84	W 119-112
3/25/84	W 102-99
*11/10/84	L 116-118
11/19/84	W 137-120
*1/19/85	W 110-107
2/15/85	W 114-96
3/26/85	L 119-120
*4/8/85	W 107-103
11/19/85	L 114-121
12/28/85	L 104-108
*2/2/86	W 131-106
2/14/86	W 104-88
*2/17/86	W 124-110
*4/3/86	L 108-109
*12/18/86	L 88-97
12/27/86	L 93-105
*1/19/87	W 109-95
*4/1/87	W 99-94
4/12/87	L 95-116
11/14/87	W 111-110
*12/26/87	W 106-92
1/5/88	L 77-93
*1/26/88	W 97-93
3/26/88	L 100-109
*4/14/88	L 110-116
12/16/88	L 93-100
*12/30/88	L 85-101
1/17/89	L 96-103
3/13/89	L 90-122
*3/18/89	W 114-103
*4/13/89	W 109-105

DATE	IND-CHI
*12/8/89	W 106-104
*1/10/90	W 120-113
3/10/90	L 105-117
4/3/90	L 102-109
*4/16/90	W 111-102
11/30/90	L 95-124
12/22/90	L 118-128
*3/2/91	W 135-114
3/23/91	L 119-133
*4/10/91	L 96-101
*12/30/91	L 104-109
3/3/92	W 103-101
*4/10/92	L 96-108
4/11/92	L 106-108
11/9/92	L 97-102
*12/26/92	L 84-95
1/2/93	L 100-109
*2/10/93	L 104-115
*4/10/93	L 87-92
1/21/94	L 95-96
*1/22/94	L 81-90
2/26/94	W 96-86
3/26/94	L 88-90
*4/8/94	L 94-100
*12/21/94	W 107-99
12/23/94	L 92-116
*3/19/95	W 103-96 OT
4/11/95	L 89-96
*12/26/95	W 103-97
12/29/95	L 93-120
*2/18/96	L 102-110
4/20/96	W 100-99
12/30/96	L 79-81
3/7/97	L 96-104
*3/21/97	L 98-117
*4/9/97	L 80-86
*11/28/97	W 94-83
2/17/98	L 97-105
*3/17/98	L 84-90
4/13/98	W 114-105
*3/19/99	W 96-87
4/7/99	W 91-74
*4/24/99	W 87-69
*12/15/99	W 102-91
12/27/99	W 103-91
1/24/00	L 82-83
*2/24/00	W 100-83
*11/4/00	W 94-81
12/19/00	W 90-85
*4/6/01	W 100-93
4/15/01	W 93-86
10/31/01	W 98-73
*12/7/01	W 98-83
*1/11/02	W 97-90
1/21/02	W 93-81
*12/20/02	W 101-86
12/21/03	L 103-110
*3/28/03	W 140-89
4/8/03	L 103-115
12/13/03	L 75-86
2/10/04	W 103-84
*3/22/04	W 101-77
*4/14/04	W 101-96
*11/6/04	W 100-90
12/18/04	L 71-85
3/26/05	L 96-100
*4/20/05	W 85-83

DATE	IND-CHI
1/14/06	W 91-89
*1/21/06	L 89-101
*3/22/06	W 95-85
4/4/06	L 96-102
11/11/06	L 80-89
12/11/06	L 91-106
*1/22/07	W 98-91
*3/25/07	L 90-92
*12/12/07	W 117-102
1/23/08	L 95-108
*2/27/08	L 107-113
3/22/08	W 108-101
11/15/08	L 91-104
*2/22/09	W 98-91
3/28/09	L 106-112
*3/31/09	W 107-105
12/29/09	L 95-104
*2/9/10	L 101-109
2/24/10	L 110-120
*2/27/10	W 100-90
12/13/10	L 92-73
*1/14/11	L 86-99
1/29/11	L 89-110
*3/18/11	W 115-108 OT
1/25/12	W 95-90
3/5/12	L 72-92
*4/25/12	L 87-92
12/4/12	W 80-76
*2/4/13	W 111-101
*3/3/13	W 97-92
3/23/13	L 84-87
*11/6/13	W 97-80
11/16/13	L 94-110
*3/21/14	W 91-79
3/24/14	L 77-89
11/15/14	W 99-90
*12/29/14	L 90-92
*3/6/15	W 98-84
3/18/15	L 86-103
11/16/15	L 95-96
*11/27/15	W 104-92
12/30/15	L 100-102 OT
*3/29/16	L 96-98

PLAYOFFS

5/17/98	L 79-85
5/19/98	L 98-104
*5/23/98	W 107-105
*5/25/98	W 96-94
5/27/98	L 87-106
*5/29/98	W 92-89
5/31/98	L 83-88
4/16/11	L 99-104
4/18/11	L 90-96
*4/21/11	L 84-88
*4/23/11	W 89-84
4/26/11	L 116-89

* AT INDIANAPOLIS
OT OVERTIME

SERIES RECORD

OVERALL
Indiana 82 wins
Chicago 94 wins

AT INDIANA
Indiana 58 wins
Chicago 31 wins

AT CHICAGO
Indiana 24 wins
Chicago 63 wins

PLAYOFFS
Indiana 4 wins
Chicago 8 wins

SERIES HIGHS

POINTS

Pacers: 44, Reggie Miller, 1/10/90
Bulls: 53, Michael Jordan, 4/12/87

REBOUNDS

Pacers: 20, Dale Davis, 3/19/95
Bulls: 23, Dennis Rodman, 2/18/96

ASSISTS

Pacers: 17, Vern Fleming, 2/17/86
Bulls: 15, Brad Holland, 11/4/78
Charles Oakley, 12/27/86
Scottie Pippen, 11/30/90

LARGEST WIN MARGINS

PACERS' LARGEST WIN VS. BULLS

51 140-89, at Conseco Fieldhouse,
3/28/03

BULLS' LARGEST WIN VS. PACERS

32 122-90, at Chicago Stadium,
3/13/89



CLEVELAND CAVALIERS

COACHING STAFF



TYRONN LUE

HEAD COACH

Tyrone Lue

COLLEGE

Nebraska

PRO COACHING RECORD

w/Cleveland: Entering 2nd season
27-14 (.659)

Overall: Same

ASSOCIATE HEAD COACH

Larry Drew

ASSISTANT COACHES

Jim Boylan
Phil Handy
Damon Jones
Mike Longabardi
James Posey

HEAD ATHLETIC TRAINER

Stephen Spiro

TEAM DIRECTORY

ADDRESS

One Center Court
Cleveland, OH 44115
(216) 420-2000
www.cavs.com

MAJORITY OWNER/CHAIRMAN

Dan Gilbert

VICE CHAIRMEN

Jeff Cohen
Nate Forbes

GENERAL MANAGER

David Griffin

ASSISTANT GENERAL MANAGER

Trent Redden

SENIOR VICE PRESIDENT

OF COMMUNICATIONS/ BROADCASTING

Tad Carper

DIRECTOR OF BASKETBALL COMMUNICATIONS

B.J. Evans

BASKETBALL COMMUNICATIONS MANAGER

Jeff Schaefer

BASKETBALL COMMUNICATIONS COORDINATOR

Cherome Owens

SENIOR DIRECTOR OF CORPORATE COMMUNICATIONS

Phyllis Salem

TEAM COLORS

Wine, Gold, Navy

HOME COURT

Quicken Loans Arena
(20,562; opened 1994)

FRANCHISE HISTORY

Cleveland Cavaliers, 1970-71
to present

RADIO

WTAM (1100 AM)
John Michael, Jim Chones and
Mike Snyder
LA MEGA (87.7 FM)
Rafael Hernandez Brito

CABLE TELEVISION

FOX Sports Ohio
Fred McLeod, Austin Carr and
Allie Clifton

2015-16 RECAP

RECORD: 57-25

CENTRAL DIVISION: 8-8

EASTERN CONFERENCE: 35-17

HOME: 33-8

ROAD: 24-17

FINISH: 1st in division, 1st in conference

PLAYOFFS: Defeated Detroit, 4-0, First Round;
Defeated Atlanta, 4-0, Eastern Conference Semifinals;
Defeated Toronto, 4-2, Eastern Conference Finals;
Defeated Golden State, 4-3, NBA Finals

2016-17 VS. PACERS

11/16	at Bankers Life Fieldhouse.....	7:00 p.m.	2/15	at Quicken Loans Arena.....	7:00 p.m.
2/8	at Bankers Life Fieldhouse.....	7:00 p.m.	4/2	at Quicken Loans Arena.....	6:00 p.m.

PACERS CAREER STATISTICS VS. CLEVELAND

NAME	GP	MIN	FGM-FGA	PCT	3-POINT		FTM-FTA	PCT	OR	DR	TR	AVG	AST	PF-DQ	STL	TO	BKS	PTS	AVG
					FGM-FGA	PCT													
ALLEN (IND)	7	115	14-27	.519	0-1	.000	3-5	.600	12	17	29	4.1	7	16-0	1	3	6	31	4.4
ALLEN (TOT)	18	282	28-70	.400	0-1	.000	5-7	.714	27	38	65	3.6	21	31-0	2	9	12	61	3.4
BROOKS	17	356	55-146	.377	20-59	.339	32-38	.842	9	31	40	2.4	49	27-0	12	22	3	162	9.5
CHRISTMAS	HAS NOT PLAYED																		
ELLIS (IND)	4	143	30-67	.448	6-17	.353	14-18	.778	1	13	14	3.5	18	10-0	5	11	0	80	20.0
ELLIS (TOT)	26	900	199-443	.449	35-86	.407	99-127	.780	6	78	84	3.2	121	50-0	44	78	13	532	20.5
EVANS	5	32	3-3	1.000	0-0	.000	0-1	.000	3	2	5	1.0	1	3-0	0	2	1	5	1.2
GEORGE	18	554	89-219	.406	31-91	.341	56-69	.812	14	98	112	6.2	58	48-0	25	48	4	265	14.7
JEFFERSON	22	674	156-298	.523	0-0	.000	53-70	.757	50	134	184	8.4	42	48-0	11	27	29	365	16.6
MILES (IND)	6	147	25-56	.446	16-35	.457	11-15	.733	1	15	16	2.7	7	11-0	7	3	2	77	12.8
MILES (TOT)	15	310	56-126	.444	24-59	.407	23-29	.793	8	24	32	2.1	23	28-0	12	9	4	159	10.6
ROBINSON (IND)	3	23	2-6	.333	0-1	.000	0-0	.0	0	2	2	0.7	3	0-0	1	1	0	4	1.3
ROBINSON (TOT)	5	28	2-7	.286	0-1	.000	1-2	.500	0	2	2	0.4	3	0-0	1	2	0	5	1.0
SERAPHIN	16	263	41-100	.410	0-0	.000	7-12	.583	23	27	50	3.1	11	34	5	19	15	89	5.6
STUCKEY (IND)	6	140	16-51	.314	4-13	.308	10-10	1.000	2	14	16	2.7	24	9-0	4	4	0	46	7.7
STUCKEY (TOT)	32	880	117-314	.373	14-50	.280	96-111	.865	16	74	90	2.8	133	53-0	27	48	8	344	10.8
TEAGUE	20	652	130-260	.500	23-60	.383	53-68	.779	6	37	43	2.2	140	52	37	51	7	336	16.8
TURNER	4	89	14-29	.483	0-0	---	0-0	---	7	8	15	3.8	1	15-0	1	0	7	28	7.0
YOUNG, J.	2	11	2-5	.400	0-2	.000	0-0	---	0	2	2	1.0	0	1-0	0	0	0	4	2.0
YOUNG, T.	31	920	185-358	.517	7-29	.241	35-59	.593	59	126	185	6.0	29	72-1	43	43	9	412	13.3

CLEVELAND CAVALIERS

SERIES SCORES

DATE	IND-CLE
*12/3/76	W 112-109
12/16/76	L 105-111
2/10/77	L 101-116
*1/24/78	L 92-96
*3/12/78	L 90-95
3/20/78	W 127-104
10/31/78	W 119-114
*11/24/78	L 98-104
3/22/79	W 108-106
*4/4/79	W 102-95
11/6/79	L 117-134
*12/5/79	W 118-99
1/26/80	W 115-114
*1/27/80	W 123-121
2/14/80	W 118-114
*3/9/80	L 107-113
10/25/80	L 110-118
*11/29/80	W 117-101
12/1/80	W 103-100
1/27/81	L 109-114
*2/7/81	W 99-96
*3/22/81	W 107-101
*11/10/81	W 109-102
11/25/81	W 108-102
*12/18/81	W 109-73
2/3/82	L 104-108
2/13/82	W 110-109
*4/9/82	W 100-97
*12/3/82	W 111-103
12/4/82	L 89-109
12/22/82	L 98-100
*2/10/83	L 95-99
4/10/83	L 105-110
*4/15/83	L 124-132 OT
*11/5/83	W 99-87
12/2/83	L 99-108
*2/11/84	L 83-86
2/18/84	W 118-93
*3/30/84	W 90-87
3/31/84	W 120-119 OT
11/2/84	W 116-109
*12/22/84	L 103-106
*1/30/85	W 120-115
*2/20/85	L 92-102
3/11/85	L 110-122
3/30/85	L 94-117
*11/14/85	L 104-112
12/3/85	W 98-84
1/18/86	L 95-108
2/11/86	L 97-119
*2/15/86	W 105-99
*12/11/86	W 115-94
12/21/86	L 94-104
*12/30/86	W 111-99
1/31/87	L 100-102
*3/21/87	W 77-76
4/9/87	L 99-111
*12/4/87	L 90-108
12/20/87	L 116-127
*2/18/88	W 88-83
4/2/88	L 94-108
*4/5/88	W 106-105
4/18/88	L 107-112
*11/5/88	L 99-105
11/12/88	L 96-121
1/3/89	L 88-119
*1/19/89	L 106-113
2/9/89	L 99-108
*3/27/89	W 104-102
*11/4/89	W 106-98
*1/27/90	L 84-91
2/14/90	W 133-131 OT
3/17/90	L 102-118
4/1/90	L 91-121

DATE	IND-CLE
*11/9/90	W 122-107
11/14/90	L 95-113
*12/8/90	W 114-99
2/22/91	W 106-98
*3/1/91	W 118-115
11/16/91	L 117-127
1/22/92	L 115-119 OT
*1/24/92	L 102-104
3/24/92	L 113-128
*4/17/92	L 102-107
12/23/92	L 104-118
*1/15/93	L 120-132
2/15/93	L 105-110
*4/21/93	L 95-111
12/26/93	L 103-107 OT
*1/4/94	W 104-99
3/22/94	L 61-93
*3/23/94	W 78-77
*4/20/94	W 109-98
11/12/94	W 93-86
12/13/94	L 83-90
*2/1/95	W 101-82
2/4/95	L 73-82
*3/29/95	W 107-96
11/7/95	W 104-101
*11/24/95	L 93-100
12/23/95	L 96-97
*4/21/96	W 89-88
1/4/97	L 91-99
*1/7/97	W 95-90
*2/12/97	L 75-83
3/5/97	L 78-85
11/4/97	L 77-80
*1/30/98	W 89-83
*4/7/98	W 82-80
4/18/98	L 92-96
2/8/99	W 95-89
2/25/99	W 81-74
*5/4/99	W 100-78
10/29/99	W 107-98
*12/10/99	W 136-88
3/10/00	W 95-92
*4/7/00	W 95-94
*12/15/00	L 95-103
2/23/01	W 92-90
*3/9/01	W 99-84
4/18/01	W 105-101 OT
12/22/01	W 109-103
*2/22/02	L 93-103
*4/8/02	L 99-111
4/16/02	W 99-95
*11/12/02	W 95-75
12/27/02	W 113-89
*2/11/03	W 107-96
4/2/03	W 103-82
*11/7/03	W 91-90
*12/15/03	W 95-85
12/30/03	W 92-89
3/14/04	L 104-107
11/3/04	W 109-104 2OT
*2/25/05	W 106-82
3/13/05	L 86-98
*4/6/05	W 98-77
*11/24/05	W 98-76
12/23/05	L 89-94
1/24/06	L 66-96
*1/27/06	L 89-93
*11/24/06	W 97-87
12/9/06	L 75-107
3/11/07	L 88-99
*3/27/07	L 94-105

DATE	IND-CLE
*11/25/07	L 106-111
12/11/07	L 105-118
*2/20/08	L 97-106
3/8/08	L 95-103
11/7/08	L 107-111
12/5/08	L 73-97
*2/10/09	W 96-95
*4/13/09	L 109-117
*11/20/09	L 95-105
*1/29/10	L 73-94
3/17/10	L 94-99
4/9/10	W 116-113
11/13/10	W 99-85
*11/23/10	W 100-89
*12/17/10	W 108-99
2/2/11	W 117-112
*10/30/12	W 98-91 OT
2/15/12	L 87-98
4/11/12	W 104-98 OT
*4/13/12	W 102-83
*12/12/12	W 96-81
12/21/12	W 99-89
3/18/13	W 111-90
*4/9/13	W 99-94
*11/2/13	W 89-74
*12/31/13	W 91-76
1/5/14	W 82-78
3/30/14	L 76-90
11/29/14	L 97-109
*2/6/15	W 103-99
*2/27/15	W 93-86
3/20/15	L 92-95
11/8/15	L 97-101
*2/1/16	L 106-111 OT
2/29/16	L 96-100
*4/6/16	W 123-109

PLAYOFFS

*4/23/98	W 106-77
*4/25/98	W 92-86
4/27/98	L 77-86
4/30/98	W 80-74

* AT INDIANAPOLIS
OT OVERTIME

SERIES RECORD

OVERALL

Indiana 93 wins
Cleveland 88 wins

AT INDIANA

Indiana 58 wins
Cleveland 31 wins

AT CLEVELAND

Indiana 35 wins
Cleveland 57 wins

PLAYOFFS

Indiana 3 wins
Cleveland 1 win

SERIES HIGHS

POINTS

Pacers: 43, Reggie Miller, 2/14/90
Cavaliers: 47, LeBron James, 2/10/09

REBOUNDS

Pacers: 20, Dan Roundfield, 12/3/76
Alex English, 11/24/78
Dale Davis, 12/10/99
Jermaine O'Neal, 4/18/01

Cavaliers: 19, Cliff Robinson, 12/3/82

ASSISTS

Pacers: 20, Jalen Rose, 4/18/01
Cavaliers: 20, Geoff Huston, 2/3/82

LARGEST WIN MARGINS

PACERS' LARGEST WIN VS. CAVALIERS

48 136-88, at Conesco Fieldhouse,
12/10/99

CAVALIERS' LARGEST WIN VS. PACERS

32 93-61, at Richfield Coliseum,
3/22/94
107-75, at Quicken Loans Arena,
12/9/06



DALLAS MAVERICKS

COACHING STAFF



RICK CARLISLE

HEAD COACH

Rick Carlisle

COLLEGE

Virginia

PRO COACHING RECORD

w/Dallas: Entering 9th season,
380-260 (.594)

Overall: Entering 15th season,
661-471 (.584)

ASSISTANT COACHES

Darrell Armstrong

Kaleb Canales

Melvin Hunt

Jamahl Mosley

Larry Shyatt

HEAD ATHLETIC TRAINER

Casey Smith

TEAM DIRECTORY

ADDRESS

American Airlines Center
2500 Victory Avenue
Dallas, TX 75219
(214) 665-4660
www.mavs.com

OWNER

Mark Cuban

CHIEF OPERATING OFFICER

Floyd Jahner

PRESIDENT OF BASKETBALL OPERATIONS/GENERAL MANAGER

Donn Nelson

VICE PRESIDENT OF BASKETBALL COMMUNICATIONS

Sarah Melton

DIRECTOR OF BASKETBALL COMMUNICATIONS

Scott Tomlin

BASKETBALL COMMUNICATIONS MANAGER

Alan Rakowski

TEAM COLORS

Blue, Black, Silver

HOME COURT

American Airlines Center
(19,200; opened 2001)

FRANCHISE HISTORY

Dallas Mavericks, 1980-81
to present

RADIO

ESPN Radio (103.3 FM)
Chuck Cooperstein and Brad Davis

SPANISH RADIO

ESPN DEPORTES (1540 AM)
Victor Villalba

TELEVISION

FOX Sports Southwest
Mark Followill, Derek Harper
and Jeff Wade

2015-16 RECAP

RECORD: 42-40

SOUTHWEST DIVISION: 7-9

WESTERN CONFERENCE: 27-25

HOME: 23-18

ROAD: 19-22

FINISH: 2nd in division; 6th in conference

PLAYOFFS: Lost to Oklahoma City, 1-4, First Round

2016-17 VS. PACERS

10/26 at Bankers Life Fieldhouse.....7:00 p.m. 12/9 at American Airlines Center.....8:30 p.m.

PACERS CAREER STATISTICS VS. DALLAS

NAME	GP	MIN	3-POINT			FTM-FTA	PCT	OR	DR	TR	AVG	AST	PF-DD	STL	TO	BKS	PTS	AVG
			FGM-FGA	PCT	FTM-FTA													
ALLEN (IND)	4	49	7-13	.538	0-0	1-2	.500	6	14	20	5.0	4	6-0	0	2	3	15	3.8
ALLEN (TOT)	8	108	16-29	.552	0-0	5-6	.833	16	24	40	5.0	9	16-0	0	8	3	37	4.6
BROOKS	25	536	88-226	.389	34-88	51-65	.785	13	36	49	2.0	76	48-0	15	39	1	261	10.4
CHRISTMAS	HAS NOT PLAYED																	
ELLIS (IND)	2	70	14-30	.467	3-9	5-5	1.000	0	7	7	3.5	10	5-0	5	3	2	36	18.0
ELLIS (TOT)	25	915	200-420	.476	36-84	96-126	.762	16	77	93	3.7	129	61-0	53	78	7	532	21.3
EVANS	12	135	18-30	.600	0-0	6-8	.750	12	23	35	2.9	3	12-0	5	4	6	42	3.5
GEORGE	9	283	59-126	.468	23-53	43-44	.977	5	57	62	6.9	26	23-0	17	13	3	167	18.6
JEFFERSON	30	936	212-430	.493	0-3	92-123	.748	73	214	287	9.6	46	59-0	23	44	33	516	17.2
MILES (IND)	4	85	19-37	.514	10-22	9-13	.692	1	12	13	3.3	5	6-0	3	4	2	57	14.3
MILES (TOT)	24	492	84-189	.444	28-88	31-38	.816	7	49	56	2.3	23	48-0	19	18	4	241	10.0
ROBINSON (IND)	1	0	0-0	.000	0-0	0-0	0.0	0	0	0	0.0	0	0-0	0	0	0	0	0.0
ROBINSON (TOT)	3	8	1-4	.250	0-0	0-0	0.0	1	1	2	0.7	1	0-0	0	0	0	2	0.7
SERAPHIN	10	142	28-49	.571	0-0	3-3	1.000	8	22	30	3.0	10	21-0	1	8	8	59	5.9
STUCKEY (IND)	4	111	13-39	.333	5-8	6-25	.240	0	12	12	3.0	16	9-0	5	5	1	44	11.0
STUCKEY (TOT)	16	451	69-173	.399	8-21	38-67	.567	3	39	42	2.6	61	36-0	13	22	2	204	12.8
TEAGUE	11	273	56-107	.523	13-29	44-62	.710	1	22	23	2.1	55	19-0	13	19	0	168	15.3
TURNER	1	19	5-9	.556	1-1	1.000	1.000	2	5	7	7.0	0	3-0	0	1	1	15	15.0
YOUNG, J.	1	3	2-2	1.000	1-1	1.000	1.000	0	2	2	2.0	0	0-0	0	0	0	5	5.0
YOUNG, T.	19	572	114-235	.485	8-24	33-62	.532	53	75	128	6.7	35	43-1	31	26	5	273	14.4

DALLAS MAVERICKS

SERIES SCORES

DATE	IND-DAL	DATE	IND-DAL	DATE	IND-DAL
*1/24/81 W 107-89		2/17/94 W 84-73		1/4/07 L 91-100	
2/27/81 W 118-111		*2/22/94 W 107-101		*1/12/07 L 113-115 OT	
*2/6/82 L 89-95		1/6/95 L 92-103		*11/23/07 W 111-107	
3/7/82 W 108-106		*2/26/95 W 100-92		3/14/08 L 97-116	
*1/25/83 L 125-134		*12/22/95 W 90-79		11/25/08 L 106-109	
3/17/83 L 105-120		1/9/96 W 91-84		*3/20/09 L 92-94	
12/14/83 L 109-117		11/12/96 L 82-103		*11/27/09 L 92-113	
*1/21/84 L 111-118		*3/26/97 W 104-80		2/22/10 L 82-91	
*10/31/84 L 100-101		1/10/98 W 84-79		*1/12/11 W 102-89	
3/5/85 L 102-108		*2/13/98 L 82-85 2OT		3/4/11 L 108-116	
11/23/85 L 104-117		1998-99 SEASON, DID NOT PLAY		2/3/12 W 98-87	
*3/24/86 L 120-126		*2/21/00 W 94-93		*11/16/12 W 103-83	
1/5/87 W 144-135		3/14/00 L 90-111		3/28/13 W 103-78	
*1/17/87 W 119-115 2OT		11/2/00 L 88-94		*2/12/14 L 73-81	
*12/23/87 L 109-110		*12/13/00 W 97-92		3/9/14 L 94-105	
1/13/88 L 108-110		1/12/02 L 102-111		11/24/14 W 111-110	
*3/31/89 L 102-105		*2/5/02 L 140-141 2OT		*3/29/15 W 104-99	
4/10/89 W 110-103		*11/28/02 W 110-98		*12/16/15 W 107-81	
1/2/90 L 106-110		12/17/02 L 97-118		3/12/16 W 112-105	
*2/23/90 L 91-102		1/9/04 W 92-80		* AT INDIANAPOLIS OT OVERTIME	
2/5/91 L 109-114		*3/24/04 W 103-99			
*2/27/91 L 104-108		1/8/05 L 101-121			
11/27/91 L 106-113		*2/4/05 W 95-94			
*12/13/91 W 124-108		*12/6/05 L 75-84			
2/5/93 L 104-105		12/26/05 L 80-102			
*2/28/93 W 110-96					

SERIES RECORD

OVERALL

Indiana 30 wins
Dallas 39 wins

AT INDIANA

Indiana 18 wins
Dallas 16 wins

AT DALLAS

Indiana 12 wins
Dallas 23 wins

SERIES HIGHS

POINTS

Pacers: 42, Butch Carter, 1/25/83
Mavericks: 43, Mark Aguirre, 1/25/83
Dirk Nowitzki, 1/12/07

REBOUNDS

Pacers: 20, LaSalle Thompson,
4/10/89
Mavericks: 28, Popeye Jones, 1/9/96

ASSISTS

Pacers: 19, Jamaal Tinsley, 2OT,
2/5/02
Mavericks: 14, Steve Nash, 3/24/04

LARGEST WIN MARGINS

PACERS' LARGEST WIN VS. MAVERICKS

26 107-81, at Bankers Life
Fieldhouse, 12/16/15

MAVERICKS' LARGEST WIN VS. PACERS

22 102-80, at American Airlines
Center, 12/26/05



DENVER NUGGETS

COACHING STAFF



MIKE MALONE

HEAD COACH

Mike Malone

COLLEGE

Loyola (Md.)

PRO COACHING RECORD

w/Denver: Entering 2nd season
33-49 (.402)

Overall: Entering 4th season,
72-116 (.383)

ASSISTANT COACHES

Ryan Bowen
Jordi Fernandez
Chris Finch

Micah Nori
Wes Unseld Jr.

ASSISTANT COACHES/ PLAYER DEVELOPMENT

John Bекетт
Stephen Graham
Ognjen Stojakovic

HEAD ATHLETIC TRAINER

Dan Shimensky

STRENGTH AND CONDITIONING COACH

Steve Hess

TEAM DIRECTORY

ADDRESS

Pepsi Center
1000 Chopper Place
Denver, CO 80204
(303) 405-1100
www.nba.com/nuggets

OWNER

E. Stanley Kroenke

PRESIDENT AND GOVERNOR

Josh Kroenke

GENERAL MANAGER/EXECUTIVE VICE PRESIDENT OF BASKETBALL OPERATIONS

Tim Connelly

ASSISTANT GENERAL MANAGER

Arturas Karnisovas

DIRECTOR OF MEDIA RELATIONS

Tim Gelt

MEDIA RELATIONS MANAGER

Nick O'Hayre

MEDIA RELATIONS COORDINATOR

Cody Wise

DIRECTOR OF PLAYER SERVICES/ BROADCAST RELATIONS

Tim Dixon

TEAM COLORS

Light Blue, Dark Blue, Yellow

HOME COURT

Pepsi Center
(19,155; opened 1999)

FRANCHISE HISTORY

Denver Rockets (ABA), 1967-73
Denver Nuggets (ABA), 1974-76
Denver Nuggets (NBA), 1976-77
to present

RADIO

KRWZ (950 AM) KCKK (1510
AM/93.7 FM)
Jason Kosmicki

TELEVISION

Altitude Sports & Entertainment
Chris Marlowe and Scott Hastings

2015-16 RECAP

RECORD: 33-49

NORTHWEST DIVISION: 4-12

WESTERN CONFERENCE: 18-34

HOME: 18-23

ROAD: 15-26

FINISH: 4th in division; 12th in conference

PLAYOFFS: Did not qualify

2016-17 VS. PACERS

1/12 at O2 Arena (London, England).....3:00 p.m. 3/24 at Bankers Life Fieldhouse.....7:00 p.m.

PACERS CAREER STATISTICS VS. DENVER

NAME	GP	MIN	FGM-FGA	PCT	3-POINT			FTM-FTA	PCT	OR	DR	TR	AVG	AST	PF-DQ	STL	TO	BKS	PTS	AVG
					FGM-FGA	PCT														
ALLEN (IND)	4	77	11-21	.524	0-0	---		2-2	1.000	12	15	27	6.8	5	11-0	0	1	1	24	6.0
ALLEN (TOT)	7	121	21-40	.525	1-1	1.000		3-4	.750	17	21	38	5.4	8	19-0	0	3	2	46	6.6
BROOKS	22	439	88-191	.461	33-75	.440		51-63	.810	3	21	24	1.1	66	52-2	9	28	6	260	11.8
CHRISTMAS							HAS NOT PLAYED													
ELLIS (IND)	2	73	23-45	.511	6-11	.545		4-8	.500	2	9	11	5.5	11	5-0	4	8	1	56	28.0
ELLIS (TOT)	28	1050	216-498	.434	32-91	.352		94-119	.790	24	78	102	3.6	129	75-0	47	89	14	558	19.9
EVANS	16	165	25-41	.610	0-0	.000		19-23	.826	20	22	42	2.6	6	29-0	3	2	7	69	4.3
GEORGE	9	289	54-110	.491	23-49	.469		18-26	.692	6	35	46	5.1	37	28-0	14	22	4	149	16.6
JEFFERSON	33	1064	248-469	.529	0-1	.000		79-113	.699	82	245	327	9.9	62	100-0	13	61	45	575	17.4
MILES (IND)	4	75	9-30	.300	3-15	.200		11-12	.917	2	10	12	3.0	1	6-0	3	4	1	32	8.0
MILES (TOT)	27	499	79-188	.420	29-88	.330		44-50	.880	15	54	69	2.6	28	66-0	12	23	10	231	8.6
ROBINSON (IND)	2	24	4-13	.308	1-4	.250		3-4	.750	0	1	1	0.5	1	2-0	1	0	1	12	6.0
ROBINSON (TOT)	4	36	4-14	.286	1-4	.250		3-4	.750	0	1	1	0.3	1	2-0	1	1	1	12	3.0
SERAPHIN	9	117	25-47	.532	0-0	.000		4-4	1.000	10	13	23	2.6	3	17	2	7	4	54	6.0
STUCKEY (IND)	1	35	1-10	.100	0-2	.000		2-2	1.000	1	1	2	2.0	3	1-0	0	2	0	4	4.0
STUCKEY (TOT)	13	378	59-145	.407	6-18	.333		45-56	.804	9	28	37	2.8	42	26-1	12	30	4	169	13.0
TEAGUE	13	359	47-140	.336	6-28	.214		24-26	.923	7	31	38	2.9	78	24-0	14	33	3	124	9.5
TURNER	2	69	14-24	.583	0-0	---		5-11	.455	5	11	16	8.0	5	7-0	1	2	6	33	16.5
YOUNG, J.	2	32	8-15	.533	0-2	.000		1-1	1.000	0	3	3	1.5	7	2-0	0	3	0	17	8.5
YOUNG, T.	19	624	133-265	.502	7-23	.304		33-45	.733	40	69	109	5.7	34	48-0	33	33	12	306	16.1

DENVER NUGGETS

SERIES SCORES

DATE	IND-DEN
11/12/67	L 103-110
*12/7/67	W 110-99
12/18/67	L 104-126
1/2/68	L 80-98
*2/8/68	L 91-98
*2/21/68	W 123-110
<hr/>	
*10/31/68	W 122-100
11/6/68	L 107-109 OT
*1/25/69	W 131-122
1/29/69	L 128-131
*2/5/69	W 125-109
2/14/69	L 103-112
<hr/>	
*10/22/69	W 117-107
*11/8/69	W 99-96
11/18/69	W 108-105
2/1/70	W 118-105
2/27/70	L 100-132
*3/18/70	L 112-128
<hr/>	
*10/16/70	W 115-103
10/25/70	L 116-122 OT
11/18/70	W 119-114
*11/29/70	W 130-107
12/29/70	L 106-116
1/21/71	W 118-106
*1/29/71	W 127-123
1/31/71	W 124-104
*2/7/71	L 131-133 OT
*3/4/71	W 131-121
3/25/71	W 129-110
3/28/71	W 146-126
<hr/>	
*10/15/71	W 115-104
10/19/71	W 122-117
11/16/71	L 108-111
*11/26/71	W 110-96
12/21/71	L 109-113
*12/23/71	W 104-101
1/11/72	W 114-99
2/6/72	L 107-115
*2/12/72	W 133-111
*3/10/72	W 127-115
3/14/72	L 106-123
*3/24/72	L 92-93
<hr/>	
10/14/72	L 90-96
10/20/72	L 99-116
10/28/72	W 119-106
11/14/72	L 108-118
1/10/73	L 105-106
*1/12/73	L 119-128
*1/16/73	W 130-113
*2/1/73	L 92-97
*3/2/73	W 114-105
3/23/73	L 92-101
*3/24/73	W 116-94
<hr/>	
*10/24/73	W 98-89
*11/2/73	W 107-103
11/13/73	L 109-127
*11/29/73	L 111-127
12/29/73	W 114-108
*1/3/74	W 100-97
2/3/74	W 111-102
*2/9/74	L 97-102
*2/16/74	W 102-89
2/17/74	L 92-93
2/27/74	L 114-118
<hr/>	
*11/6/74	W 136-116
11/15/74	L 114-120
*11/20/74	L 106-117
12/11/74	L 114-117
1/3/75	L 111-120
*1/22/75	W 120-110
2/5/75	L 113-123
3/1/75	W 124-109
3/22/75	L 105-122
*3/30/75	W 128-121
4/1/75	L 115-126

DATE	IND-DEN
*10/31/75	W 111-99
11/1/75	L 117-126
*11/20/75	W 117-112
12/6/75	L 118-126
12/21/75	L 117-122
*12/28/75	L 105-110
1/2/76	L 125-137
*1/16/76	L 118-124
2/19/76	L 123-128
*2/20/76	W 106-101
2/25/76	L 110-122
3/10/76	W 129-119
*3/17/76	L 108-111
3/26/76	L 120-138
*3/27/76	L 98-110
4/4/76	L 134-140
<hr/>	
*10/22/76	L 110-123
11/27/76	L 113-122
*3/16/77	W 109-98
3/29/77	L 105-119
<hr/>	
*10/25/77	W 129-104
11/26/77	L 123-136
2/22/78	W 99-96
*2/28/78	L 106-122
*10/27/78	W 112-99
1/14/79	L 109-111
*1/19/79	L 98-101
2/21/79	L 109-114
<hr/>	
1/5/80	L 105-111
*1/16/80	W 117-99
12/30/80	L 110-127
*3/8/81	W 129-119
<hr/>	
*2/4/82	W 131-114
3/2/82	W 132-124 OT
*12/8/82	W 130-126
12/28/82	L 150-155 OT
12/22/83	W 133-132
*1/25/84	W 117-112
3/9/85	L 116-126
*3/20/85	L 119-123
*12/4/85	L 105-119
3/7/86	L 117-134
<hr/>	
*11/28/86	W 126-102
2/14/87	L 113-129
11/18/87	W 117-106
*3/13/88	L 100-108
*1/23/89	W 117-102
4/6/89	L 118-132
<hr/>	
*12/6/89	W 136-117
2/6/90	W 138-130 OT
<hr/>	
*3/7/91	W 145-125
3/17/91	W 130-92
<hr/>	
*12/14/91	W 129-108
2/2/92	W 128-122
<hr/>	
*11/17/92	W 128-98
3/27/93	L 106-123
<hr/>	
*1/12/94	W 107-96
1/27/94	L 106-113
<hr/>	
12/27/94	W 95-91
*3/31/95	L 92-107
<hr/>	
*12/12/95	W 125-92
1/2/96	W 102-87
<hr/>	
1/10/97	W 108-89
*2/20/97	W 92-68
<hr/>	
12/5/97	W 96-85
*3/1/98	W 90-63
*3/2/99	W 88-81
<hr/>	
1/6/00	W 102-87
*3/7/00	W 90-89
<hr/>	
*2/2/01	W 103-94
3/14/01	L 83-95

DATE	IND-DEN
11/28/01	W 99-85
*12/4/01	W 104-96
12/7/02	L 81-92
*12/13/02	W 94-72
<hr/>	
*11/4/03	W 71-60
3/7/04	W 103-94
<hr/>	
*1/29/05	L 88-95
3/3/05	L 87-96
<hr/>	
1/4/06	L 86-106
*3/15/06	L 99-101
<hr/>	
12/2/06	L 101-121
*2/9/07	L 95-102
<hr/>	
*11/10/07	L 106-113
11/27/07	W 112-110
<hr/>	
1/5/09	L 115-135
*3/1/09	W 100-94
<hr/>	
*11/3/09	L 93-111
3/5/10	L 114-122
<hr/>	
*11/9/10	W 144-113
1/23/11	L 107-121
*2/11/12	L 109-113
<hr/>	
*12/7/12	L 92-89
1/28/13	L 101-102
<hr/>	
1/25/14	L 96-109
*2/10/14	W 119-80
<hr/>	
*11/14/14	L 87-108
12/20/14	L 73-76
<hr/>	
1/17/16	L 126-129
*1/30/16	W 109-105 OT

PLAYOFFS

DATE	IND-DEN
*3/31/72	W 102-96
*4/1/72	L 105-106
4/4/72	W 122-120 OT
4/6/72	L 96-112
*4/8/72	W 91-79
4/9/72	L 99-106
*4/14/72	W 91-89
<hr/>	
*3/31/73	W 114-91
*4/1/73	W 106-93
4/3/73	L 94-105
4/5/73	W 97-95
*4/7/73	W 121-107
<hr/>	
4/20/75	L 128-131
4/22/75	W 131-124
*4/24/75	W 118-112
*4/25/75	L 109-126
4/27/75	W 109-90
*4/30/75	L 99-104
5/3/75	W 104-96

* AT INDIANAPOLIS
OT OVERTIME

SERIES RECORD

NBA

Indiana 43 wins
Denver 41 wins

AT INDIANA (NBA ONLY)

Indiana 28 wins
Denver 15 wins

AT DENVER (NBA ONLY)

Indiana 15 wins
Denver 26 wins

ABA

Indiana 43 wins
Denver 48 wins

PLAYOFFS (ABA ONLY)

Indiana 12 wins
Denver 7 wins

SERIES HIGHS

NBA ONLY

POINTS

Pacers: 37, Reggie Miller, 12/14/91
Nuggets: 42, David Thompson, 11/26/77

REBOUNDS

Pacers: 29, Herb Williams, 1/23/89
Nuggets: 22, Keon Clark, 3/7/00
Marcus Camby, 3/3/05

ASSISTS

Pacers: 16, Jamaal Tinsley, 12/4/01
Nuggets: 15, Fat Lever, 3/9/85

LARGEST WIN MARGINS

NBA ONLY

PACERS' LARGEST WIN VS. NUGGETS

39 119-80, at Bankers Life Fieldhouse, 2/10/14

NUGGETS' LARGEST WIN VS. PACERS

21 108-87, at Bankers Life Fieldhouse, 11/14/14



DETROIT PISTONS

COACHING STAFF



STAN VAN GUNDY

HEAD COACH

Stan Van Gundy

COLLEGE

SUNY-Brockport

PRO COACHING RECORD

w/Detroit: Entering 3rd season
76-88 (.463)

Overall: Entering 11th season,
447-296 (.602)

ASSOCIATE HEAD COACH

Bob Beyer

ASSISTANT COACHES

Malik Allen
Aaron Gray
Charles Klask
Tim Hardaway

DIRECTOR OF SPORTS MEDICINE/ HEAD ATHLETIC TRAINER

Jon Ishop

TEAM DIRECTORY

ADDRESS

6 Championship Drive
Auburn Hills, MI 48326
(248) 377-0100
www.pistons.com

PRINCIPAL OWNER

Tom Gores

PRESIDENT, PALACE SPORTS & ENTERTAINMENT/PISTONS

Dennis Mannion

PRESIDENT OF BASKETBALL OPERATIONS/HEAD COACH

Stan Van Gundy

GENERAL MANAGER

Jeff Bower

ASSISTANT GENERAL MANAGER

Jeff Nix

ASSOCIATE GENERAL MANAGER

Pat Garrity

VICE PRESIDENT

OF PUBLIC RELATIONS

Kevin Grigg

SENIOR DIRECTOR

OF PUBLIC RELATIONS

Cletus Lewis

PUBLIC RELATIONS

COORDINATOR

Michelle Fikany

PUBLIC RELATIONS

COORDINATOR

Michael Horan

TEAM COLORS

Red, White, Blue

HOME COURT

The Palace of Auburn Hills
(22,076; opened 1988)

FRANCHISE HISTORY

Fort Wayne Pistons, 1948-57
Detroit Pistons, 1957-58 to present

RADIO

DETROIT SPORTS 105.1 FM
George Blaha, Mark Champion and
Rick Mahorn

TELEVISION

FS Detroit
George Blaha and Greg Kelser

2015-16 RECAP

RECORD: 44-38

CENTRAL DIVISION: 10-6

EASTERN CONFERENCE: 29-23

HOME: 26-15

ROAD: 18-23

FINISH: 3rd in division; 8th in conference

PLAYOFFS: Lost to Cleveland, 0-4, First Round

2016-17 VS. PACERS

12/17	at Palace of Auburn Hills	7:00 p.m.	2/4	at Bankers Life Fieldhouse	7:00 p.m.
1/3	at Palace of Auburn Hills	7:30 p.m.	3/8	at Bankers Life Fieldhouse	8:00 p.m.

PACERS CAREER STATISTICS VS. DETROIT

NAME	GP	MIN	FGM-FGA	PCT	3-POINT			FTM-FTA	PCT	OR	DR	TR	AVG	AST	PF-DQ	STL	TO	BKS	PTS	AVG
					FGM-FGA	PCT														
ALLEN (IND)	7	119	14-29	.483	0-0	---	2-4	.500	9	21	30	4.3	3	9-0		5	6	3	30	4.3
ALLEN (TOT)	15	277	34-73	.466	0-1	.000	9-11	.818	25	45	70	4.7	8	36-1		10	8	8	77	5.1
BROOKS	18	465	75-176	.426	18-71	.254	37-40	.925	5	37	42	2.3	86	43-0		11	30	3	205	11.4
CHRISTMAS																				
HAS NOT PLAYED																				
ELLIS (IND)	4	124	19-47	.404	3-9	.333	7-9	.778	1	12	13	3.3	14	9-0		7	8	4	48	12.0
ELLIS (TOT)	20	709	130-266	.489	13-45	.289	63-86	.733	11	55	66	3.3	91	46-0		27	52	9	336	16.8
EVANS	3	55	7-10	.700	0-0	.000	3-5	.600	3	9	12	4.0	7	5-0		0	0	3	17	5.7
GEORGE	20	634	100-238	.420	33-97	.340	91-105	.867	10	134	144	7.2	75	51-0		38	62	4	324	16.2
JEFFERSON	29	841	206-412	.500	1-3	.333	66-101	.653	57	193	250	8.6	41	66-0		23	42	35	479	16.5
MILES (IND)	8	200	29-71	.408	15-36	.417	8-12	.667	1	20	21	2.6	10	11-0		10	11	2	81	10.1
MILES (TOT)	19	374	62-150	.413	26-67	.388	25-33	.758	7	33	40	2.1	21	34-0		16	24	4	175	9.2
ROBINSON (IND)	2	20	3-4	.750	0-1	.000	3-4	.750	0	2	2	1.0	1	1-0		0	0	0	9	4.5
ROBINSON (TOT)	2	20	3-4	.750	0-1	.000	3-4	.750	0	2	2	1.0	1	1-0		0	0	0	9	4.5
SERAPHIN	14	207	39-82	.463	0-0	.000	2-6	.333	17	31	48	3.4	6	33-1		2	20	3	78	5.6
STUCKEY (IND)	3	74	15-26	.577	0-3	.000	6-8	.750	0	10	10	3.3	6	7-0		1	4	0	36	12.0
STUCKEY (TOT)	7	171	36-64	.563	4-8	.500	10-12	.833	1	20	21	3.0	21	13-0		2	8	0	86	12.3
TEAGUE	24	624	99-217	.456	14-48	.292	73-82	.890	8	48	56	2.3	147	43-0		24	58	9	285	11.9
TURNER	3	57	12-22	.545	0-0	.000	2-2	1.000	1	11	12	4.0	3	7-0		1	2	6	26	8.7
YOUNG, J.	1	13	3-4	.750	2-2	1.000	0-0	---	0	0	0	---	0	2-0		0	1	0	8	8.0
YOUNG, T.	24	817	171-326	.525	14-42	.333	31-51	.608	59	85	144	6.0	46	72-1		36	42	13	387	16.1

DETROIT PISTONS

SERIES SCORES

DATE	IND-DET
*11/18/76	W 104-99
12/17/76	L 104-113
1/30/77	L 120-127
*3/5/77	W 118-96
12/3/77	W 103-89
*12/16/77	W 114-106 OT
3/5/78	L 110-122
*3/9/78	W 112-105
*12/8/78	W 114-107
12/21/78	L 108-121
*3/13/79	W 122-120 OT
3/17/79	L 98-105
10/12/79	L 105-114
*11/24/79	W 115-97
*12/6/79	W 103-102
12/26/79	W 98-97
*1/12/80	W 122-109
3/26/80	W 124-114
*10/11/80	W 100-87
11/18/80	W 102-97
12/19/80	L 106-109
*1/14/81	W 101-99
2/8/81	W 124-101
*3/14/81	L 94-101
*12/4/81	W 105-96
12/17/81	W 100-95
2/2/82	L 100-115
*2/28/82	W 112-101
*3/3/82	W 108-106
4/3/82	L 102-105
*10/31/82	L 115-118
11/10/82	L 91-115
*2/2/83	W 141-135
3/8/83	L 101-107
*3/13/83	W 118-114
3/23/83	L 96-109
*11/23/83	L 113-115
12/3/83	W 99-117
*1/11/84	L 96-112
1/24/84	W 114-107
*2/24/84	W 108-100
4/10/84	L 98-100
*12/1/84	L 109-131
12/14/84	L 96-120
*12/28/84	L 110-116
1/11/85	L 109-120
*4/2/85	L 121-124
4/10/85	L 114-116
11/1/85	L 116-124
*11/2/85	L 117-128
*1/20/86	W 105-99
3/12/86	L 101-111
4/1/86	L 108-116
*4/5/86	L 106-115
*11/1/86	W 92-89
*12/23/86	W 111-98
2/5/87	W 98-93
*3/11/87	L 98-107
3/16/87	L 95-115
4/2/87	L 73-119
*11/10/87	W 121-118
*12/30/87	L 95-105
1/2/88	L 86-103
*3/8/88	W 117-104
3/22/88	L 104-123
4/22/88	W 103-98
*11/29/88	W 107-98
11/30/88	L 111-114
*1/7/89	W 113-99
1/20/89	L 99-132
*3/14/89	L 117-129
4/19/89	L 105-115

DATE	IND-DET
*11/8/89	W 98-74
12/9/89	L 93-121
1/5/90	L 99-122
3/4/90	L 105-111
*4/20/90	L 115-121 OT
*11/21/90	L 100-108 OT
2/13/91	W 105-101
*3/9/91	L 112-114
3/27/91	L 93-102
*4/14/91	W 125-107
*11/18/91	W 118-101
12/3/91	W 108-99
*1/15/92	L 104-118
3/4/92	L 107-110 OT
*11/7/92	L 87-89
11/14/92	W 104-100
12/18/92	L 106-122
*1/30/93	W 110-106
4/23/93	L 104-109
*11/6/93	L 107-113
1/8/94	W 101-92
*2/25/94	W 110-90
*4/5/94	W 105-89
4/17/94	W 104-99
11/10/94	L 110-112
*12/6/94	W 90-83
*2/15/95	W 114-88
3/1/95	L 79-92
*1/19/96	W 89-81
2/1/96	L 70-87
*4/13/96	W 91-86
4/17/96	L 93-102
11/1/96	L 89-95
*12/20/96	L 75-84
12/26/96	W 95-89 OT
*4/20/97	L 120-124 OT
11/5/97	W 99-87
*12/19/97	W 98-90
*1/14/98	W 100-93
3/11/98	L 91-122
2/7/99	L 98-107
4/5/99	W 88-86
*4/9/99	L 101-102
*11/25/99	L 99-107
2/23/00	W 118-111
*2/29/00	W 115-105
4/16/00	W 112-101
*11/1/00	W 94-84
11/15/00	W 92-88
*2/15/01	W 82-73
3/1/01	L 78-95
11/17/01	L 98-104
*1/18/02	L 93-96
3/10/02	W 89-84
*3/26/02	L 77-96
*11/23/02	L 91-106
*1/18/03	W 88-86
1/20/03	L 78-88
4/4/03	W 98-92
10/29/03	W 89-87
*12/19/03	W 80-75
*1/20/04	W 81-69
4/4/04	L 61-79
11/19/04	W 97-82
*12/25/04	L 93-98
*1/27/05	L 76-88
3/25/05	W 94-81
2/24/06	W 93-85
2/23/06	L 83-88
*3/24/06	L 72-75
4/9/06	L 73-98

DATE	IND-DET
*12/13/06	W 101-90
12/29/06	W 93-92
1/28/07	L 87-95
*4/3/07	L 85-100
12/28/07	L 101-114
*12/29/07	L 92-98
*1/29/08	L 104-110
2/13/08	L 80-96
10/29/08	L 94-100
12/12/08	L 110-114
*1/14/09	W 110-106 OT
*4/11/09	W 106-102
1/22/10	W 105-93
*2/5/10	W 107-83
*3/19/10	W 106-102
3/23/10	W 98-83
2/16/11	L 109-115 OT
*2/23/11	W 102-101
3/26/11	L 88-100
*3/30/11	W 111-101
*12/26/11	W 91-79
12/31/11	L 88-96
*4/23/12	W 103-97
12/15/12	W 88-77
*1/30/13	W 98-79
*2/22/13	W 114-82
2/23/13	W 90-72
11/5/13	W 99-91
*12/16/13	L 96-101
3/15/14	W 112-104 OT
*4/2/14	W 101-94
12/26/14	L 109-119
*1/16/15	L 96-98
*2/4/15	W 114-109
4/10/15	W 107-103
11/3/15	W 94-82
12/12/15	L 96-118
*1/2/16	W 94-82
*2/6/16	W 112-104

PLAYOFFS

4/26/90	L 92-104
4/28/90	L 87-100
*5/1/90	L 96-108
*5/22/04	W 78-74
*5/24/04	L 67-72
5/26/04	L 78-85
5/28/04	W 83-68
*5/30/04	L 65-83
6/1/04	L 65-69
5/9/05	L 81-96
5/11/05	W 92-83
*5/13/05	W 79-74
*5/15/05	L 76-89
5/17/05	L 67-86
*5/19/05	L 79-88

* AT INDIANAPOLIS
OT OVERTIME

SERIES RECORD

OVERALL

Indiana 92 wins
Detroit 90 wins

AT INDIANA

Indiana 58 wins
Detroit 33 wins

AT DETROIT

Indiana 34 wins
Detroit 57 wins

PLAYOFFS

Indiana 4 wins
Detroit 11 wins

SERIES HIGHS

POINTS

Pacers: 42, Danny Granger, 12/12/08
Pistons: 40, Kelly Tripucka, 2/2/83
Jerry Stackhouse, 2/15/01

REBOUNDS

Pacers: 25, Dan Roundfield, OT,
12/16/77
Pistons: 34, Dennis Rodman, OT,
3/4/92

ASSISTS

Pacers: 16, Jerry Sichting, 1/24/84
Pistons: 20, Dennis Porter, 3/17/79

LARGEST WIN MARGINS

PACERS' LARGEST WIN VS. PISTONS

26 114-88, at Market Square Arena,
2/15/95

PISTONS' LARGEST WIN VS. PACERS

46 119-73, at Silverdome, 4/2/87



GOLDEN STATE WARRIORS

COACHING STAFF



STEVE KERR

HEAD COACH

Steve Kerr

COLLEGE

Arizona

PRO COACHING RECORD

w/Golden State: Entering 3rd season
140-24 (.854)

Overall: Same

ASSISTANT COACHES

Ron Adams
Mike Brown
Jarron Collins

ASSISTANT COACHES/ PLAYER DEVELOPMENT

Chris DeMarco
Bruce Fraser
Willie Green

HEAD ATHLETIC TRAINER

Drew Yoder

TEAM DIRECTORY

ADDRESS

1011 Broadway
Oakland, CA 94607
(510) 986-2200
www.warriors.com

CO-EXECUTIVE CHAIRMAN AND CEO

Joe Lacob

CO-EXECUTIVE CHAIRMAN

Peter Guber

PRESIDENT & COO

Rick Welts

PRESIDENT, BASKETBALL OPERATIONS/GENERAL MANAGER

Bob Myers

VICE PRESIDENT OF COMMUNICATIONS

Raymond Ridder

SENIOR DIRECTOR OF PUBLIC RELATIONS

Dan Martinez

DIRECTOR OF PUBLICATIONS AND STATISTICAL INFORMATION

Darryll Arata

SENIOR MANAGER, PUBLIC RELATIONS

Brett Winkler

ASSISTANT, PUBLIC RELATIONS

Matt de Nesnera

DIRECTOR, CORPORATE COMMUNICATIONS

Lisa Goodwin

TEAM COLORS

Warriors Royal Blue, California
Golden Yellow

HOME COURT

ORACLE Arena
(19,596; opened 1997)

FRANCHISE HISTORY

Philadelphia Warriors, 1946-62
San Francisco Warriors, 1962-71
Golden State Warriors, 1971-72
to present

RADIO

KNBR (680/1050 AM)
Tim Roye

TELEVISION

Comcast SportsNet Bay Area
Bob Fitzgerald, Jim Barnett and
Rosalyn Gold-Onwude

2015-16 RECAP

RECORD: 73-9

PACIFIC DIVISION: 15-1

WESTERN CONFERENCE: 46-6

HOME: 39-2

ROAD: 34-7

FINISH: 1st in division; 1st in conference

PLAYOFFS: Defeated Houston, 4-1, First Round;
Defeated Portland, 4-1, Western Conference
Semifinals; Defeated Oklahoma City, 4-3, Western
Conference Finals; Lost to Cleveland, 3-4, NBA Finals

2016-17 VS. PACERS

11/21 at Bankers Life Fieldhouse 7:00 p.m. 12/5 at ORACLE Arena 10:30 p.m.

PACERS CAREER STATISTICS VS. GOLDEN STATE

NAME	GP	MIN	3-POINT			FTM-FTA	PCT	OR	DR	TR	AVG	AST	PF-DD	STL	TO	BKS	PTS	AVG	
			FGM-FGA	PCT	FGM-FGA														
ALLEN (IND)	3	61	9-16	.563	0-0	---	3-4	.750	7	9	16	5.3	5	3-0	1	4	0	21	7.0
ALLEN (TOT)	8	182	23-44	.523	0-1	.000	6-8	.750	13	36	65	8.1	13	16-0	4	11	2	52	6.5
BROOKS	21	477	77-198	.389	31-75	.413	39-48	.813	15	22	37	1.8	81	45-0	16	34	1	224	10.7
CHRISTMAS	HAS NOT PLAYED																		
ELLIS (IND)	2	63	12-25	.480	1-5	.200	2-4	.500	1	4	5	2.5	8	5-0	2	8	2	27	13.5
ELLIS (TOT)	13	459	85-222	.383	9-45	.200	37-50	.740	6	31	37	2.8	55	30-0	26	35	6	216	16.6
EVANS	13	104	23-37	.622	0-1	.000	11-16	.688	11	21	32	2.5	5	6-0	5	4	3	57	4.4
GEORGE	10	290	56-140	.400	16-52	.308	25-32	.781	12	53	65	6.5	28	25-0	17	16	4	153	15.3
JEFFERSON	28	914	217-412	.527	0-2	.000	91-128	.711	82	197	279	10.0	39	68-0	21	43	45	525	18.8
MILES (IND)	4	123	18-48	.375	11-30	.367	6-7	.857	4	15	19	4.8	3	10-0	2	7	2	53	13.3
MILES (TOT)	30	597	97-244	.398	40-117	.342	37-48	.771	23	67	90	3.0	33	66-1	31	29	10	271	9.0
ROBINSON (IND)	1	31	1-8	.125	0-2	.000	2-2	1.0	1	3	4	0.0	2	0-0	2	1	0	4	4.0
ROBINSON (TOT)	3	45	3-13	.231	0-5	.000	3-4	.750	3	7	10	3.3	2	0-0	3	2	0	9	3.0
SERAPHIN	8	136	24-54	.444	0-0	.000	6-9	.667	6	23	29	3.6	7	10-0	1	5	3	54	6.8
STUCKEY (IND)	2	48	12-22	.545	2-6	.333	9-10	.900	1	4	5	2.5	8	0-0	2	3	0	35	17.5
STUCKEY (TOT)	12	373	64-149	.430	5-23	.217	59-67	.881	11	31	42	3.5	63	26-0	14	29	0	192	16.0
TEAGUE	13	305	43-115	.374	9-29	.310	33-40	.825	3	18	21	1.6	61	19-0	16	28	4	128	9.8
TURNER	1	28	12-17	.706	0-1	.000	7-9	.778	3	5	8	8.0	0	3-0	1	1	2	31	31.0
YOUNG, J.	1	28	6-12	.500	1-3	.333	3-4	.750	1	2	3	3.0	8	3-0	1	3	0	16	16.0
YOUNG, T.	20	628	132-269	.491	7-27	.259	38-50	.760	52	98	150	7.5	41	39-0	33	43	6	309	15.5

GOLDEN STATE WARRIORS

SERIES SCORES

DATE	IND-GS
11/13/76	L 112-120
*1/14/77	L 109-113
*2/18/77	L 111-116
3/19/77	L 91-150
11/9/77	L 129-132
*11/23/77	W 126-116
3/23/78	L 115-119
*3/31/78	L 103-111
11/10/78	L 111-116
*2/2/79	W 87-84
2/23/79	W 96-94
*3/2/79	L 98-105
11/10/79	W 104-101
*2/15/80	L 107-118
11/8/80	L 111-118
*1/28/81	W 108-102
1/9/82	L 106-115
*3/9/82	L 85-92
*11/17/82	W 124-122 OT
1/2/83	L 105-114
*11/25/83	L 105-110
3/6/84	L 109-125
1/3/85	W 112-96
*1/21/85	W 129-127 2OT
1/13/86	L 108-119
*1/25/86	W 124-101
2/10/87	W 126-125 OT
*2/16/87	W 112-93
*2/1/88	W 90-88
2/11/88	W 108-107

DATE	IND-GS
*1/28/89	L 112-114
3/2/89	W 131-127 OT
12/22/89	L 124-150
*1/15/90	W 144-105
3/12/91	L 117-129
*3/31/91	W 127-120 OT
1/4/92	L 121-140
*3/27/92	L 117-125
12/8/92	W 125-115
*1/16/93	W 117-116
12/4/93	L 92-99
*2/7/94	W 104-99
*11/24/94	W 123-96
12/3/94	W 118-107
12/2/95	L 97-100
*2/29/96	W 94-85
12/6/96	W 86-71
*1/17/97	L 91-98
*11/1/97	W 96-83
3/6/98	W 101-87
*3/5/99	L 83-102
*2/26/00	W 104-88
3/5/00	W 114-95
*11/17/00	L 90-92
11/30/00	L 95-99
2/25/02	W 102-97 OT
*3/12/02	W 115-101
*1/11/03	W 116-104
3/4/03	L 100-107

DATE	IND-GS
*2/24/04	W 107-96
3/2/04	W 96-88
12/4/04	L 96-104
*3/11/05	W 101-83
1/5/06	W 99-89
*2/10/06	W 107-95
11/29/06	W 108-106
*2/5/07	L 98-113
1/13/08	L 101-106
*1/16/08	W 125-117
*12/17/08	W 127-120
1/11/09	L 117-120
*11/11/09	W 108-94
11/30/09	L 107-126
1/19/11	L 108-110
*3/1/11	W 109-100
1/20/12	W 94-91
*2/28/12	W 102-78
12/1/12	L 92-103
*2/26/13	W 108-97
1/20/14	W 102-94
*3/4/14	L 96-98
1/7/15	L 102-117
*2/22/15	W 104-98
*12/8/15	L 123-131
1/22/16	L 110-122
* AT INDIANAPOLIS	
OT OVERTIME	

SERIES RECORD

OVERALL

Indiana 45 wins
Golden State 40 wins

AT INDIANA

Indiana 28 wins
Golden State 15 wins

AT GOLDEN STATE

Indiana 17 wins
Golden State 25 wins

SERIES HIGHS

POINTS

Pacers: 43, John Williamson,
11/23/77

Warriors: 45, Rick Barry, 11/9/77
Monta Ellis, 11/30/09

REBOUNDS

Pacers: 19, Adrian Dantley, 11/9/77

Warriors: 23, Larry Smith, 1/9/82
Donyell Marshall, 2/26/00

ASSISTS

Pacers: 14, Ricky Sobers, 11/23/77
Mark Jackson, 11/24/94
Jamaal Tinsley, 3/4/03

Warriors: 15, Eric Floyd, 2/10/87
Stephen Curry, 1/7/15

LARGEST WIN MARGINS

PACERS' LARGEST WIN VS. WARRIORS

39 144-105, at Market Square Arena,
1/15/90

WARRIORS' LARGEST WIN VS. PACERS

59 150-91, at Oakland Coliseum,
3/19/77



HOUSTON ROCKETS

COACHING STAFF



MIKE D'ANTONI

HEAD COACH

Mike D'Antoni

COLLEGE

Marshall

PRO COACHING RECORD

w/Houston: Entering 1st season

Overall: Entering 13th season,
455-426 (.516)

ASSISTANT COACHES

Jeff Bzdelik
Brett Gunning
Roy Rogers

HEAD ATHLETIC TRAINER

Jason Biles

TEAM DIRECTORY

ADDRESS

Toyota Center
1510 Polk Street
Houston, TX 77002
(713) 758-7200
www.rockets.com

OWNER

Leslie L. Alexander

CHIEF EXECUTIVE OFFICER

Tad Brown

GENERAL MANAGER

Daryl Morey

DIRECTOR OF MEDIA AND PLAYER RELATIONS

Tracey Hughes

MEDIA RELATIONS MANAGER

Sean McCloskey

MEDIA RELATIONS COORDINATOR

Jenny Zehentner

TEAM COLORS

Red, White and Silver

HOME COURT

Toyota Center
(18,023; opened 2003)

FRANCHISE HISTORY

San Diego Rockets, 1967-71
Houston Rockets, 1971-72 to
present

RADIO

KBME SportsTalk 790
Craig Ackerman and Matt Thomas

SPANISH RADIO

KEYH (850 AM)
Adrian Chavarria

TELEVISION

Comcast SportsNet Houston
Bill Worrell, Clyde Drexler and Matt
Bullard

2015-16 RECAP

OVERALL: 41-41

SOUTHWEST DIVISION: 8-8

WESTERN CONFERENCE: 28-24

HOME: 23-18

ROAD: 18-23

FINISH: 4th in division; 8th in conference

PLAYOFFS: Lost to Golden State, 1-4, First Round

2016-17 VS. PACERS

1/29 at Bankers Life Fieldhouse..... 6:00 p.m. 2/27 at Toyota Center..... 8:00 p.m.

PACERS CAREER STATISTICS VS. HOUSTON

NAME	GP	MIN	FGM-FGA	PCT	3-POINT			FTM-FTA	PCT	OR	DR	TR	AVG	AST	PF-DQ	STL	TO	BKS	PTS	AVG
					FGM-FGA	PCT														
ALLEN (IND)	3	44	5-7	.714	0-0	---		3-4	.750	4	5	9	3.0	2	5-0	0	3	1	13	4.3
ALLEN (TOT)	7	124	12-28	.429	0-0	---		7-12	.583	15	16	31	4.4	9	16-0	5	4	4	31	4.4
BROOKS	8	170	22-71	.310	5-23	.217		2-2	1.00	5	16	21	2.0	34	20-0	7	19	1	51	6.4
CHRISTMAS																				
ELLIS (IND)	2	73	15-29	.517	2-7	.286		2-3	.667	2	6	8	4.0	20	4-0	4	6	1	34	17.0
ELLIS (TOT)	30	1108	239-501	.477	24-86	.279		121-160	.756	24	91	115	3.8	140	81-0	49	97	7	623	20.8
EVANS	13	147	17-35	.486	0-2	.000		5-8	.625	15	26	41	3.2	9	22-0	6	7	10	39	3.0
GEORGE	8	280	48-109	.440	20-50	.400		30-31	.968	6	50	56	7.0	24	19-0	23	24	7	146	18.3
JEFFERSON	25	845	196-425	.461	0-2	.000		59-83	.711	76	217	293	11.7	52	68-0	27	40	42	451	18.0
MILES (IND)	4	107	18-56	.321	8-34	.235		2-3	.667	1	12	13	3.3	9	6-0	6	4	1	46	11.5
MILES (TOT)	24	453	78-195	.400	26-87	.299		22-27	.815	8	32	40	1.7	25	48-0	15	17	5	204	8.5
ROBINSON (IND)	1	13	2-3	.667	0-1	.000		0-0	.000	0	3	3	3.0	2	1-0	0	0	0	4	4.0
ROBINSON (TOT)	2	17	2-3	.667	0-1	.000		0-0	.000	0	3	3	1.5	2	3-0	0	0	0	4	2.0
SERAPHIN	7	115	23-50	.460	0-0	.000		5-7	.714	9	16	25	3.6	6	22-0	3	11	7	51	7.3
STUCKEY (IND)	3	62	10-23	.435	1-5	.200		1-1	1.000	0	6	6	2.0	3	4-0	3	4	0	22	7.3
STUCKEY (TOT)	14	394	70-176	.398	4-22	.182		32-37	.865	8	26	34	2.4	48	23-0	10	21	0	176	12.6
TEAGUE	12	282	39-97	.402	7-24	.292		25-30	.833	2	18	20	1.7	60	23-0	10	29	4	110	9.2
TURNER	2	32	2-8	.250	0-0	---		0-0	---	2	3	5	2.5	1	4-0	2	1	2	4	2.0
YOUNG, J.	1	7	1-3	.333	0-1	.000		0-1	.000	0	0	0	0.0	2	0-0	0	1	0	3	3.0
YOUNG, T.	18	533	111-216	.514	5-15	.333		25-43	.581	31	84	115	6.4	22	39-1	18	32	9	252	14.0

HOUSTON ROCKETS

SERIES SCORES

DATE	IND-HOU
12/4/76	L 108-120
*12/26/76	L 79-93
*3/11/77	L 109-124
3/22/77	L 99-106
*12/30/77	W 99-98
1/4/78	L 96-104
2/15/78	L 122-126
*4/8/78	L 111-112
*1/30/79	W 112-106
2/13/79	W 124-120
*3/23/79	W 141-134
3/28/79	W 125-124
10/17/79	L 112-116
*10/31/79	W 133-129 OT
*12/29/80	W 133-112
2/26/80	L 88-93
3/22/80	L 110-125
*3/30/80	L 106-121
*11/22/80	W 129-120
2/25/81	L 100-101
*11/17/81	L 82-102
1/26/82	L 94-104
*11/19/82	L 98-109
12/17/82	L 107-114
*11/1/83	W 116-108
12/17/83	L 94-109
*11/14/84	W 125-117
3/8/85	L 105-125
11/20/85	L 97-126
*3/26/86	L 101-110
*11/26/86	L 88-92
1/8/87	L 96-110

DATE	IND-HOU
1/16/88	L 102-132
*3/31/88	L 100-102
*4/4/89	L 88-90
4/11/89	L 99-108
*12/29/89	W 103-97
1/3/90	L 103-117
*11/23/90	W 112-111
1/5/91	L 99-112
*11/29/91	W 141-121
2/3/92	L 111-122
*1/23/93	L 100-113
2/2/93	L 104-115
*11/18/93	L 83-99
1/29/94	W 119-108
*11/9/94	L 104-109
1/7/95	W 88-83
*11/23/95	L 108-115
1/6/96	L 87-99
11/14/96	L 88-90
*1/31/97	W 100-74
1/8/98	W 87-90
*3/25/98	L 81-86
1998-99 SEASON, DID NOT PLAY	
11/15/99	W 96-87
*3/17/00	W 111-102
*11/21/00	L 89-101
3/13/01	L 118-127 3OT
*12/13/01	W 108-106 OT
1/5/02	W 81-79

DATE	IND-HOU
*10/30/02	W 91-82
12/18/02	L 83-95
12/23/03	W 79-71
*1/23/04	L 74-78
1/18/05	W 87-74
*2/11/05	L 83-91
*11/20/05	W 85-74
3/8/06	L 99-103
*12/26/06	W 81-76
3/20/07	L 76-86
*2/1/08	L 103-106
3/5/08	L 99-117
11/26/08	W 91-90
*1/23/09	W 107-102
2/20/10	W 125-115
*4/4/10	W 133-102
*11/12/10	L 99-102
3/5/11	L 95-112
4/1/12	W 104-102 OT
*1/18/13	W 105-95
3/27/13	W 100-91
*12/20/13	W 114-81
3/7/14	L 86-112
1/19/15	L 98-110
*3/23/15	L 100-110
1/10/16	L 103-107 OT
*3/27/16	W 104-101

* AT INDIANAPOLIS
OT OVERTIME

SERIES RECORD

OVERALL

Indiana 35 wins
Houston 52 wins

AT INDIANA

Indiana 22 wins
Houston 21 wins

AT HOUSTON

Indiana 13 wins
Houston 31 wins

SERIES HIGHS

POINTS

Pacers: 42, Butch Carter, 11/1/83
Rockets: 45, James Harden, 1/19/15

REBOUNDS

Pacers: 21, Dan Roundfield, 4/8/78
Rockets: 29, Moses Malone, 10/17/79

ASSISTS

Pacers: 18, Vern Fleming, 11/23/90
Jamaal Tinsley, OT,
12/13/01

Rockets: 20, John Lucas, 4/8/78

LARGEST WIN MARGINS

PACERS' LARGEST WIN VS. ROCKETS

33 114-81, at Bankers Life Fieldhouse,
12/20/13

ROCKETS' LARGEST WIN VS. PACERS

30 132-102, at The Summit, 1/16/88



LOS ANGELES CLIPPERS

COACHING STAFF



HEAD COACH

Glenn "Doc" Rivers

COLLEGE

Marquette

PRO COACHING RECORD

w/L.A. Clippers: Entering 4th season,
166-80 (.675)

Overall: Entering 18th season,
753-553 (.577)

ASSISTANT COACHES

Sam Cassell
Armond Hill
Brenden O'Connor
Patrick Sullivan
John Welch
Mike Woodson

DIRECTOR OF MEDICAL SERVICES AND HEAD ATHLETIC TRAINER

Jasen Powell

GLENN "DOC" RIVERS

TEAM DIRECTORY

ADDRESS

6951 S. Centinela Ave.
Playa Vista, CA 90094
(310) 862-6000
www.clippers.com

OWNER

Steve Ballmer

PRESIDENT OF BASKETBALL OPERATIONS/HEAD COACH

Glenn "Doc" Rivers

EXECUTIVE VICE PRESIDENT, BASKETBALL OPERATIONS

Lawrence Frank

GENERAL MANAGER

Dave Wohl

ASSISTANT GENERAL MANAGER

Gary Sacks

ASSISTANT GENERAL MANAGER

Gerald Madkins

VICE PRESIDENT, BASKETBALL COMMUNICATIONS

Seth Burton

DIRECTOR, COMMUNICATIONS

Dennis Rogers

ASSISTANT DIRECTORS, COMMUNICATIONS

Ta'Nisha Cooper
Steven Esparza

COMMUNICATIONS MANAGER

Aubrey Freckman

COMMUNICATIONS ASSISTANT

Brandon Ehrlich

TEAM COLORS

Red, White, Blue

HOME COURT

STAPLES Center
(19,060; opened 1999)

FRANCHISE HISTORY

Buffalo Braves, 1970-78
San Diego Clippers, 1978-84
Los Angeles Clippers, 1984-85
to present

RADIO

L.A. Sports 570 AM
Brian Sieman

TELEVISION

FOX Sports West and Prime Ticket
Ralph Lawler and Michael Smith

SPANISH RADIO

ESPN Deportes (1330 AM)
Armando Garcia

2015-16 RECAP

RECORD: 53-29

PACIFIC DIVISION: 9-7

WESTERN CONFERENCE: 31-21

HOME: 29-12

ROAD: 24-17

FINISH: 2nd in division; 4th in conference

PLAYOFFS: Lost to Portland, 2-4, First Round

2016-17 VS. PACERS

11/27 at Bankers Life Fieldhouse 6:00 p.m. 12/4 at STAPLES Center 9:30 p.m.

PACERS CAREER STATISTICS VS. LOS ANGELES CLIPPERS

NAME	GP	MIN	FGM-FGA	PCT	3-POINT		FTM-FTA	PCT	OR	DR	TR	AVG	AST	PF-DO	STL	TO	BKS	PTS	AVG
					FGM-FGA	PCT													
ALLEN (IND)	4	115	15-31	.484	0-0	---	0-0	---	15	19	34	8.5	7	5-0	1	6	3	30	7.5
ALLEN (TOT)	9	236	24-60	.400	0-1	.000	3-5	.600	25	37	62	6.9	10	18-0	5	8	3	51	5.7
BROOKS	22	489	77-194	.397	22-74	.297	39-47	.830	6	29	35	1.6	61	42-0	11	35	3	215	9.8
CHRISTMAS																			
ELLIS (IND)	2	72	7-20	.350	0-2	.000	2-2	1.000	0	8	8	4.0	6	3-0	4	4	1	16	8.0
ELLIS (TOT)	30	1035	188-421	.447	21-66	.318	91-122	.746	18	90	108	3.6	181	71-0	41	75	6	488	16.3
EVANS	7	71	14-18	.778	0-0	.000	1-2	.500	2	13	15	2.1	2	10-0	2	4	5	29	4.1
GEORGE	9	286	63-134	.470	23-54	.426	35-40	.875	7	45	52	5.8	35	26-0	16	11	6	184	20.4
JEFFERSON	29	955	235-468	.502	0-2	.000	85-118	.720	76	201	277	9.6	54	65-1	28	50	42	555	19.1
MILES (IND)	4	111	22-51	.431	11-31	.355	7-14	.500	2	15	17	4.3	9	13-0	2	8	0	62	15.5
MILES (TOT)	25	482	73-184	.397	25-75	.333	35-49	.714	16	55	71	2.8	37	51-0	25	20	2	206	8.2
ROBINSON (IND)	1	8	0-1	.000	0-0	.000	0-0	.000	0	0	0	0.0	0	2-0	0	1	0	0	0.0
ROBINSON (TOT)	3	20	1-4	.250	0-0	---	0-0	---	1	2	3	1.0	0	3-0	0	2	0	2	0.7
SERAPHIN	11	190	31-69	.449	0-0	.000	5-8	.625	13	32	45	4.1	6	30-0	3	11	3	67	6.1
STUCKEY (IND)	3	91	16-36	.444	0-4	.000	8-10	.800	0	9	9	3.0	10	7-0	3	3	0	40	13.3
STUCKEY (TOT)	13	398	70-169	.414	3-15	.200	36-47	.766	11	26	37	2.8	54	31-0	11	21	2	179	13.8
TEAGUE	14	346	54-113	.478	14-31	.452	29-36	.806	5	23	28	2.0	68	30-0	15	32	3	151	10.8
TURNER	1	18	7-11	.636	0-0	---	2-4	.500	0	6	6	6.0	0	2-0	0	1	1	16	16.0
YOUNG, T.	8	215	41-90	.456	2-7	.286	4-7	.571	21	31	52	6.5	8	21-0	9	9	1	88	11.0
YOUNG	1	10	1-3	.333	0-2	.000	0-0	---	1	0	1	1.0	1	1-0	0	4	0	2	2.0

LOS ANGELES CLIPPERS

SERIES SCORES

DATE	IND-LAC
12/7/76	W 107-103
*12/11/76	W 109-101
2/21/77	L 106-117
*3/2/77	W 1162-108
11/15/77	W 100-94
1/12/78	L 92-111
*1/22/78	W 99-90
*3/15/78	W 111-106
*10/21/78	W 125-119
11/14/78	L 106-109
*12/30/78	L 111-114
2/27/79	L 107-124
11/16/79	L 97-105
*1/25/80	W 139-117
12/27/80	L 109-121
*1/3/81	W 128-104
11/14/81	W 123-114
*2/18/82	W 119-114
*11/9/82	W 100-95
1/20/83	L 95-100
*1/31/84	W 111-97
3/7/84	L 110-114
2/4/85	L 96-115
*3/14/85	L 112-113
*1/4/86	W 106-77
3/2/86	W 129-112
11/18/86	W 98-93
*1/2/87	W 116-106
*1/11/88	W 111-90
1/20/88	L 97-104

DATE	IND-LAC
11/18/88	L 110-113
*1/6/89	W 123-88
12/19/89	L 102-128
*3/3/90	L 105-107
*1/8/91	L 107-122
3/15/91	W 121-109
11/11/91	L 97-106
*1/8/92	L 102-104
12/13/92	L 101-112
*1/5/93	W 114-106
12/1/93	W 120-100
*3/28/94	W 126-93
12/1/94	W 93-84
*3/22/95	W 107-103
*12/10/95	W 111-104
1/3/96	W 110-94
1/15/97	W 108-93
*3/30/97	W 103-96 OT
2/1/98	W 99-92
*3/31/98	W 128-106
1998-99 SEASON, DID NOT PLAY	
*12/11/99	W 108-90
1/8/00	L 94-107
1/8/01	W 85-82
*1/15/01	W 89-74
12/2/01	L 72-103
*2/23/02	W 106-88

DATE	IND-LAC
12/1/02	W 92-87
*1/26/03	W 108-101
*11/19/03	W 91-78
3/3/04	W 101-94 OT
*11/10/04	L 68-102
12/1/04	L 76-88
11/27/05	W 97-92
*12/21/05	W 97-75
*2/11/07	W 94-80
3/3/07	L 64-87
*11/7/07	L 89-104
12/2/07	W 101-95
*12/19/08	L 109-117 2OT
3/7/09	W 106-105
*11/25/09	W 86-73
12/5/09	L 72-88
*11/18/10	W 107-80
1/17/11	L 107-114
*3/20/12	W 102-89
*2/28/13	L 91-99
4/1/13	W 109-106
12/1/13	W 105-100
*1/18/14	W 106-92
*12/10/14	L 96-103
12/17/14	L 100-102
12/2/15	W 103-91
*1/26/16	L 89-91

* AT INDIANAPOLIS
OT OVERTIME

SERIES RECORD

OVERALL

Indiana 51 wins
Los Angeles 32 wins

AT INDIANA

Indiana 31 wins
Los Angeles 11 wins

AT LOS ANGELES

Indiana 17 wins
Los Angeles 13 wins

AT SAN DIEGO

Indiana 1 win
San Diego 6 wins

AT BUFFALO

Indiana 2 wins
Buffalo 2 wins

SERIES HIGHS

POINTS

Pacers: 44, Billy Knight, 1/25/80
Rik Smits, 12/10/95

Clippers: 47, Blake Griffin, 1/17/11

REBOUNDS

Pacers: 21, Dave Robisch, 3/2/77
Clippers: 29, Bob McAdoo, 12/7/76

ASSISTS

Pacers: 15, Mark Jackson, 3/31/98
Jamaal Tinsley, 1/26/03

Clippers: 15, Chris Paul, 12/10/14

LARGEST WIN MARGINS

PACERS' LARGEST WIN VS. CLIPPERS

35 123-88, at Market Square Arena,
1/6/89

CLIPPERS' LARGEST WIN VS. PACERS

34 102-68, at Conseco Fieldhouse,
11/10/04



LOS ANGELES LAKERS

COACHING STAFF



LUKE WALTON

HEAD COACH

Luke Walton

COLLEGE

Arizona

PRO COACHING RECORD

w/L.A. Lakers: Entering 1st season

Overall: Same

ASSOCIATE HEAD COACH

Brian Shaw

ASSISTANT COACHES

Brian Keefe
Mark Madsen
Jesse Mermuys

HEAD ATHLETIC TRAINER

Marco Nunez

TEAM DIRECTORY

ADDRESS

555 N. Nash Street
El Segundo, CA 90245
(310) 426-6000
www.lakers.com

PRESIDENT/GOVERNOR

Jeanie Buss

EXECUTIVE VICE PRESIDENT,

BASKETBALL OPERATIONS

Jim Buss

GENERAL MANAGER

Mitch Kupchak

VICE PRESIDENT,

PUBLIC RELATIONS

John Black

SENIOR MANAGER,

PUBLIC RELATIONS

Alison Bogli

SENIOR MANAGER,

PUBLIC RELATIONS

Calder Hynes

PUBLIC RELATIONS

COORDINATOR

Will Patterson

ASSISTANT, PUBLIC RELATIONS

Matt Fleer

TEAM COLORS

Purple and Gold

HOME COURT

STAPLES Center
(18,997; opened 1999)

FRANCHISE HISTORY

Minneapolis Lakers, 1948-60
Los Angeles Lakers, 1960-61
to present

RADIO

710 AM ESPNLA Radio
John Ireland and Mychal Thompson

SPANISH RADIO

1330 AM ESPN Deportes
Fernando Gonzalez and Jose
"Pepe" Mantilla

TELEVISION

Time Warner Cable SportsNet
Bill Macdonald and Stu Lantz

SPANISH TELEVISION

Time Warner Cable Deportes
Adrian Garcia Marquez and
Francisco Pinto

2015-16 RECAP

RECORD: 17-65

PACIFIC DIVISION: 2-14

WESTERN CONFERENCE: 8-44

HOME: 12-29

ROAD: 5-36

FINISH: 5th in division, 15th in conference

PLAYOFFS: Did not qualify

2016-17 VS. PACERS

11/1 at Bankers Life Fieldhouse.....7:00 p.m. 1/20 at STAPLES Center.....10:30 p.m.

PACERS CAREER STATISTICS VS. LOS ANGELES LAKERS

NAME	GP	MIN	FGM-FGA	PCT	3-POINT			FTM-FTA	PCT	OR	DR	TR	AVG	AST	PF-DQ	STL	TO	BKS	PTS	AVG
					FGM-FGA	PCT														
ALLEN (IND)	5	81	7-14	.500	0-0	---		2-2	1.000	8	19	27	5.4	3	6-0	0	1	3	16	3.2
ALLEN (TOT)	10	164	20-48	.417	0-0	---		6-6	1.000	20	32	52	5.2	11	21-0	4	3	6	46	4.6
BROOKS	20	500	93-225	.413	39-103	.379		31-37	.838	7	31	38	1.9	82	35-0	9	43	1	256	12.8
CHRISTMAS	HAS NOT PLAYED																			
ELLIS (IND)	2	69	8-16	.500	1-7	.143		6-6	1.000	0	7	7	3.5	8	2-0	3	6	1	23	11.5
ELLIS (TOT)	32	1137	227-495	.459	27-91	.297		99-125	.792	24	88	112	3.5	170	75-0	60	74	4	580	18.1
EVANS	13	144	24-39	.615	0-2	.000		3-5	.600	18	12	30	2.3	7	16-0	6	3	4	51	3.9
GEORGE	7	236	42-119	.353	16-51	.314		39-51	.765	8	40	48	6.9	22	19-0	13	20	5	139	19.9
JEFFERSON	27	852	186-429	.434	0-2	.000		57-85	.671	83	189	272	10.1	43	74-0	26	30	39	429	15.9
MILES (IND)	4	104	19-54	.352	8-30	.267		5-10	.500	3	6	9	2.3	2	11-0	3	3	1	51	12.8
MILES (TOT)	29	605	95-256	.371	29-108	.269		46-63	.730	8	55	63	2.2	39	75-0	17	36	9	265	9.1
ROBINSON (IND)	1	13	2-7	.286	0-0	.000		0-0	.000	2	4	6	6.0	0	2-0	1	0	0	4	4.0
ROBINSON (TOT)	2	38	5-15	.333	1-4	.250		1-4	.250	5	7	12	6.0	1	3-0	2	0	0	12	6.0
SERAPHIN	9	163	25-52	.481	0-1	.000		11-14	.786	19	26	45	5.0	6	15-0	3	10	10	61	6.8
STUCKEY (IND)	3	84	12-36	.333	2-4	.500		15-17	.882	6	15	21	7.0	13	5-0	1	5	0	41	13.7
STUCKEY (TOT)	15	400	68-166	.410	3-12	.250		45-51	.882	10	28	38	2.5	43	35-0	17	24	0	184	12.3
TEAGUE	11	269	47-111	.423	7-23	.304		25-28	.893	1	20	21	1.9	44	13-0	12	14	3	126	11.5
TURNER	1	30	6-8	.750	0-0	---		2-4	.500	1	12	13	13.0	1	4-0	0	3	0	14	14.0
YOUNG, J.	1	13	1-6	.167	0-2	.000		0-0	---	0	0	0	0.0	0	1-0	0	1	0	2	2.0
YOUNG, T.	18	519	98-194	.505	4-18	.222		28-36	.778	38	67	105	5.8	26	42-0	15	30	5	228	12.7

LOS ANGELES LAKERS

SERIES SCORES

DATE	IND-LAL
11/12/76	L 106-117
*12/8/76	W 111-98
1/23/77	L 104-121
*3/23/77	L 97-105
*10/19/77	L 120-133
11/4/77	L 99-111
*1/8/78	W 104-103
3/26/78	L 99-110
*11/8/78	L 111-113
11/12/78	L 106-134
*2/18/79	L 111-122
2/25/79	L 108-118
11/18/79	L 104-127
*1/2/80	L 120-127
12/26/80	L 115-116
*2/4/81	L 96-102
11/15/81	L 123-124 2OT
*1/15/82	L 92-97
1/23/83	L 102-105
*2/20/83	L 112-126
*2/7/84	L 105-106
3/10/84	W 126-114
2/3/85	L 100-122
*2/22/85	W 122-113
1/10/86	L 102-124
*2/19/86	L 81-90
*1/22/87	L 108-118
2/13/87	L 108-113
*1/9/88	L 98-101
2/9/88	W 110-108
*12/10/88	L 105-112
3/3/89	L 117-139
11/15/89	L 94-117
*1/24/90	L 111-120

DATE	IND-LAL
12/16/90	L 112-115
*1/21/91	L 114-120
1/3/92	W 114-87
*3/16/92	W 98-85
*1/28/93	W 127-110
3/28/93	L 90-92
*11/26/93	L 100-102
1/26/94	L 99-103
*1/18/95	W 106-105
3/13/95	L 91-93
12/3/95	L 96-104
*12/20/95	W 109-99
12/11/96	L 76-79
*3/2/97	W 101-85
*2/25/98	L 89-96
3/4/98	L 95-104
2/14/99	W 101-99
*1/14/00	W 111-102
3/3/00	L 92-107
11/28/00	L 107-124
*2/18/01	W 110-109
*1/9/02	L 90-109
3/1/02	L 84-96
*2/4/03	L 94-97
3/5/03	L 95-97
11/30/03	L 77-99
*2/2/04	W 85-72
3/6/05	L 94-103
*3/18/05	W 103-97
1/9/06	L 90-96
*2/1/06	W 105-79
12/4/06	L 87-101
*2/2/07	W 95-84

DATE	IND-LAL
*11/20/07	L 114-134
1/6/08	L 96-112
*12/2/08	W 118-117
1/9/09	L 119-121
*1/27/10	L 96-118
3/2/10	L 99-122
11/28/10	W 95-92
*12/15/10	L 94-109
1/22/12	W 98-96
11/27/12	W 79-77
*3/15/13	L 93-99
1/28/14	W 104-92
*2/25/14	W 118-98
*12/15/14	W 110-91
1/4/15	L 87-88
11/29/15	W 107-103
*2/8/16	W 89-87

PLAYOFFS

6/7/00	L 87-104
6/9/00	L 104-111
*6/11/00	W 100-91
*6/14/00	L 118-120 OT
*6/16/00	W 120-87
6/19/00	L 111-116
* AT INDIANAPOLIS	
OT OVERTIME	

SERIES RECORD

OVERALL

Indiana 27 wins
Los Angeles 57 wins

AT INDIANA

Indiana 18 wins
Los Angeles 23 wins

AT LOS ANGELES

Indiana 9 wins
Los Angeles 34 wins

PLAYOFFS

Indiana 2 wins
Los Angeles 4 wins

SERIES HIGHS

POINTS

Pacers: 39, Reggie Miller, 3/18/05

Lakers: 45, Kobe Bryant, 1/9/06

REBOUNDS

Pacers: 20, Jermaine O'Neal, 2/4/03

Lakers: 20, Kareem Abdul-Jabbar, OT, 11/15/81

ASSISTS

Pacers: 15, Mark Jackson, 3/2/97

Lakers: 21, Magic Johnson, 12/16/90

LARGEST WIN MARGINS

PACERS' LARGEST WIN VS. LAKERS

27 114-87, at The Forum, 1/3/92

LAKERS' LARGEST WIN VS. PACERS

28 134-106, at The Forum, 11/12/78



MEMPHIS GRIZZLIES

COACHING STAFF



DAVID FIZDALE

HEAD COACH

David Fizdale

COLLEGE

San Diego

PRO COACHING RECORD

w/Memphis: Entering 1st season

Overall: Same

ASSOCIATE HEAD COACH

J.B. Bickerstaff

ASSISTANT COACHES

Nick Van Exel

Adam Mazarei

Keith Smart

HEAD ATHLETIC TRAINER

Drew Graham

TEAM DIRECTORY

ADDRESS

191 Beale St.
Memphis, TN 38103
(901) 205-1234
Fax: (901) 205-1122
www.grizzlies.com

CHAIRMAN AND CONTROLLING OWNER

Robert J. Pera

DIRECTOR

Joseph Abadi

GENERAL MANAGER

Chris Wallace

VICE PRESIDENT OF BASKETBALL OPERATIONS

John Hollinger

DIRECTOR OF COMMUNICATIONS AND PUBLICATIONS

Jason Wallace

SENIOR COORDINATOR, BASKETBALL COMMUNICATIONS AND PUBLICATIONS

Ross Wooden

COMMUNICATIONS AND PUBLICATIONS COORDINATOR

Kerri Harper

TEAM COLORS

Beale Street Blue, Memphis
Midnight Blue, Smoke Blue,
Grizzlies Gold

HOME COURT

FedEx Forum
(18,119; opened 2004)

FRANCHISE HISTORY

Vancouver Grizzlies, 1995-2001
Memphis Grizzlies, 2001-02 to present

RADIO

92.9 FM ESPN/680 AM ESPN
Eric Hasseltine, Hank McDowell
and Elliot Perry

TELEVISION

FOX Sports South
Pete Pratica, Sean Tuohy, Brevin
Knight, Sean Tuohy, Rob Fischer
and Chris Vernon

2015-16 RECAP

RECORD: 42-40

SOUTHWEST DIVISION: 7-9

WESTERN CONFERENCE: 25-27

HOME: 26-15

ROAD: 16-25

FINISH: 3rd in division; 7th in conference

PLAYOFFS: Lost to San Antonio, 0-4, First Round

2016-17 VS. PACERS

2/24 at Bankers Life Fieldhouse.....7:00 p.m. 3/29 at FedExForum.....8:00 p.m.

PACERS CAREER STATISTICS VS. MEMPHIS

NAME	GP	MIN	3-POINT			FTM-FTA	PCT	OR	DR	TR	AVG	AST	PF-DQ	STL	TO	BKS	PTS	AVG	
			FGM-FGA	PCT	PCT														
ALLEN (IND)	5	66	4-7	.571	0-0	---	2-2	1.000	3	16	19	3.8	5	5-0	1	2	1	10	2.0
ALLEN (TOT)	8	130	14-27	.519	0-0	---	4-6	.667	9	23	32	4.0	8	15-0	2	6	3	32	4.0
BROOKS	22	499	81-191	.424	32-87	.368	28-31	.903	12	26	28	1.7	71	33-0	9	43	2	222	10.1
CHRISTMAS	HAS NOT PLAYED																		
ELLIS (IND)	2	69	9-24	.375	1-8	.125	3-5	.600	2	2	4	2.0	4	3-0	2	4	1	22	11.0
ELLIS (TOT)	34	1200	223-511	.436	29-94	.309	129-169	.763	20	103	123	3.6	141	77-0	56	82	11	604	17.8
EVANS	11	84	14-23	.609	2-2	1.000	0-0	.000	5	17	22	2.0	1	7-0	2	3	7	30	2.7
GEORGE	9	311	41-118	.347	13-50	.260	32-37	.865	11	51	62	6.9	28	14-0	9	28	8	127	14.1
JEFFERSON	31	967	193-397	.486	1-2	1.000	85-122	.697	53	204	257	8.3	45	104-3	15	47	52	472	15.2
MILES (IND)	4	110	21-51	.412	10-28	.357	5-6	.833	1	8	9	2.5	6	8-0	4	8	2	57	14.3
MILES (TOT)	20	439	75-177	.424	24-73	.329	27-31	.871	8	32	40	2.0	33	34-0	17	25	8	201	10.1
ROBINSON (IND)	1	2	1-1	1.000	0-0	.000	0-0	.000	0	1	1	1.0	0	0-0	0	0	0	2	2.0
ROBINSON (TOT)	1	2	1-1	1.000	0-0	.000	0-0	.000	0	1	1	1.0	0	0-0	0	0	0	2	2.0
SERAPHIN	9	138	19-37	.514	0-1	.000	2-2	1.000	6	28	34	3.8	5	16-0	2	6	8	40	4.4
STUCKEY (IND)	4	95	15-36	.417	2-8	.250	9-11	.818	2	8	10	2.5	13	4-0	4	8	3	41	10.3
STUCKEY (TOT)	15	409	67-168	.399	4-22	.182	35-44	.795	13	27	40	2.7	58	30-0	15	28	5	173	11.5
TEAGUE	13	345	65-127	.512	17-32	.531	26-29	.897	4	13	17	1.3	71	18-0	8	26	5	173	13.3
TURNER	1	18	4-6	.667	0-0	.000	0-2	.000	1	3	4	0.0	0	4-0	2	2	1	8	8.0
YOUNG, J.	1	1	0-0	.000	0-0	.000	0-0	.000	0	0	0	0.0	0	0-0	0	0	0	0	0.0
YOUNG, T.	16	501	97-200	.485	8-21	.381	24-31	.774	32	56	88	5.5	24	42-0	35	18	10	226	14.1

MEMPHIS GRIZZLIES

SERIES SCORES

DATE	IND-MEM	DATE	IND-MEM	DATE	IND-MEM
3/8/96	W 94-80	*12/29/03	W 94-86	*12/26/10	L 90-104
*3/22/96	W 111-94	3/20/04	L 95-99	3/19/11	L 78-99
*11/29/96	W 104-94	1/11/05	W 86-85	2/10/12	L 92-88
12/4/96	W 127-80	*2/13/05	W 76-73	*12/31/12	W 88-83
*11/27/97	W 106-85	*12/10/05	W 80-66	1/21/13	W 82-81
3/3/98	W 111-103	3/21/06	L 75-105	*11/11/13	W 95-79
2/11/99	W 101-97	2/3/07	W 116-110	3/22/14	L 71-82
*11/26/99	W 105-86	*2/14/07	W 114-104	*10/31/14	L 89-97
12/1/99	W 96-89	11/3/07	W 121-111	4/15/15	L 83-95
12/1/00	W 86-76 OT	*1/2/08	L 72-90	*10/29/15	L 103-112
*3/23/01	W 95-75	12/26/08	L 105-108	12/19/15	L 84-96
*1/30/02	W 83-82	*2/25/09	W 104-99		
3/7/02	L 111-122	12/18/09	L 94-107		
2/18/03	L 103-108 OT	*12/30/09	L 110-121		
*3/21/03	W 101-92				

SERIES RECORD

OVERALL

Indiana 24 wins
Memphis 16 wins

AT INDIANA

Indiana 14 wins
Memphis 5 wins

AT MEMPHIS

Indiana 4 wins
Memphis 11 wins

AT VANCOUVER

Indiana 6 wins
Memphis 0 wins

SERIES HIGHS

POINTS

Pacers: 38, Jermaine O'Neal, 3/21/03
Grizzlies: 33, Jason Williams, 3/7/02
Marc Gasol, 4/15/15

REBOUNDS

Pacers: 18, Jermaine O'Neal, 3/21/03
Grizzlies: 16, Shareef Abdur-Rahim, 12/1/00
Zach Randolph, 12/18/09
Zach Randolph, 12/26/10

ASSISTS

Pacers: 12, Lance Stephenson, 11/11/13
Grizzlies: 15, Jason Williams, 3/21/03

LARGEST WIN MARGINS

PACERS' LARGEST WIN VS. GRIZZLIES
47 127-80, at General Motors Place, 12/4/96

GRIZZLIES' LARGEST WIN VS. PACERS
30 105-75, at The FedEx Forum, 3/21/06



MIAMI HEAT

COACHING STAFF



ERIK SPOELSTRA

HEAD COACH

Erik Spoelstra

COLLEGE

Portland

PRO COACHING RECORD

w/Miami: Entering 9th season,
399-241 (.623)

Overall: Same

ASSISTANT COACHES

Dan Craig
Juwana Howard
Chris Quinn

ASSISTANT COACH/PLAYER DEVELOPMENT

Octavio de la Grana

HEAD ATHLETIC TRAINER

Jay Sabol

TEAM DIRECTORY

ADDRESS

601 Biscayne Blvd.
Miami, FL 33132
(786) 777-4328
Fax: (786) 777-1615
www.heat.com

MANAGING GENERAL PARTNER

Micky Arison

CHIEF EXECUTIVE OFFICER

Nick Arison

PRESIDENT

Pat Riley

SENIOR VICE PRESIDENT, BASKETBALL OPERATIONS/ GENERAL MANAGER

Andy Elisburg

VICE PRESIDENT, SPORTS MEDIA RELATIONS

Tim Donovan

SENIOR DIRECTOR OF SPORTS MEDIA RELATIONS

Rob Wilson

DIRECTOR OF SPORTS MEDIA RELATIONS

Michael Lissack

SPORTS MEDIA RELATIONS MANAGER

Nick Maiorana

TEAM COLORS

Red, Yellow, Black and White

HOME COURT

AmericanAirlines Arena
(19,600; opened 2000)

FRANCHISE HISTORY

Miami Heat, 1988-89 to present

RADIO

The Ticket (790 AM and 104.3 AM)
Mike Inglis, John Crotty and Ron
Rothstein

SPANISH RADIO

WAQI (710 AM)
Jose Paneda and Joe Pujala

TELEVISION

Sun Sports
Eric Reid, Tony Fiorentino and
Jason Jackson

2015-16 RECAP

RECORD: 48-34

SOUTHEAST DIVISION: 10-6

EASTERN CONFERENCE: 31-21

HOME: 28-13

ROAD: 20-21

FINISH: 1st in division, 3rd in conference

PLAYOFFS: Defeated Charlotte, 4-3, First Round;
Lost to Toronto, 3-4, Eastern Conference Semifinals

2016-17 VS. PACERS

12/14 at AmericanAirlines Arena 7:00 p.m. 3/12 at Bankers Life Fieldhouse 6:00 p.m.
2/25 at AmericanAirlines Arena 8:00 p.m.

PACERS CAREER STATISTICS VS. MIAMI

NAME	GP	MIN	3-POINT			FTM-FTA	PCT	OR	DR	TR	AVG	AST	PF-DD	STL	TO	BKS	PTS	AVG
			FGM-FGA	PCT	FGM-FGA													
ALLEN (IND)	8	136	11-22	.500	0-0	4-6	.667	10	20	30	3.8	3	18-0	1	4	2	26	3.3
ALLEN (TOT)	15	256	24-52	.462	0-0	13-16	.813	16	44	60	4.0	9	27-0	2	7	4	61	4.1
BROOKS	14	301	50-133	.376	20-53	25-28	.893	2	21	23	1.6	43	31-0	9	25	2	145	10.4
CHRISTMAS	HAS NOT PLAYED																	
ELLIS (IND)	4	154	22-60	.367	5-16	3-5	.600	2	13	15	3.8	26	9-0	8	6	1	52	13.0
ELLIS (TOT)	22	760	114-296	.385	23-81	50-75	.667	8	55	63	2.9	107	48-0	38	56	5	301	13.7
EVANS	5	53	6-14	.429	0-2	2-2	1.000	3	13	16	3.2	1	5-0	2	3	0	14	2.8
GEORGE	18	662	124-284	.437	43-107	60-76	.789	16	98	114	6.3	59	49-0	32	50	2	351	19.5
JEFFERSON	25	736	176-351	.501	0-0	52-79	.658	70	177	247	9.9	27	60-0	23	24	21	404	16.2
MILES (IND)	5	108	22-58	.379	14-38	3-6	.786	2	15	17	3.4	9	6-0	2	4	4	69	13.8
MILES (TOT)	18	365	65-171	.380	31-89	27-32	.844	11	33	44	2.4	35	36-0	7	16	6	188	10.4
ROBINSON (IND)	2	27	3-6	.500	0-2	0-0	1-2	.500	1	2	3	1.5	1-0-0	0	0	0	7	3.5
ROBINSON (TOT)	3	63	8-15	.533	0-4	0-0	1-2	.500	5	6	11	3.7	4-3-0	1	1	0	17	5.7
SERAPHIN	19	282	53-108	.491	0-0	12-17	.706	19	39	58	3.1	11	36-0	2	19	8	118	6.2
STUCKEY (IND)	6	147	17-47	.326	0-5	9-11	.818	2	11	13	2.2	18	10-0	2	6	0	43	7.2
STUCKEY (TOT)	25	711	96-238	.403	5-31	70-88	.795	13	47	60	2.4	75	57-1	21	52	0	267	10.7
TEAGUE	24	628	106-240	.442	21-69	30-74	.851	10	41	51	2.1	121	52-2	33	48	5	296	12.3
TURNER	3	51	9-19	.474	0-0	0-0	---	2	8	10	3.3	1	9-0	0	1	0	18	6.0
YOUNG, J.	2	28	6-14	.429	0-1	1-2	.500	1	7	8	4.0	5	0-0	0	1	0	13	6.5
YOUNG, T.	29	891	169-331	.511	8-27	29-59	.644	53	104	157	5.4	38	80-1	45	37	11	384	13.2

MIAMI HEAT

SERIES SCORES

DATE	IND-MIA
1/15/89	L 117-118 2OT
*3/29/89	W 96-89
*11/10/89	W 102-98
1/17/90	L 111-121
*1/26/90	W 115-105
3/20/90	W 112-98
11/10/90	L 105-120
*11/16/90	W 106-80
2/1/91	L 113-116
*3/20/91	W 117-107
*11/23/91	W 119-83
12/18/91	L 112-118 OT
*1/18/92	W 127-103
3/18/92	W 116-111 OT
*11/24/92	W 114-82
11/25/92	L 93-110
3/7/93	L 99-114
*4/24/93	W 94-88
*1/19/94	W 109-92
2/9/94	W 102-98
4/1/94	L 91-101
*4/23/94	W 114-81
*12/10/94	W 117-103
1/24/95	L 96-107
*2/19/95	W 106-87
3/21/95	L 95-97
11/15/95	W 103-97
*12/28/95	W 91-77
*4/6/96	W 99-95
*11/2/96	L 95-97
12/17/96	W 103-89
2/13/97	L 90-106
*4/3/97	L 78-92
*11/14/97	W 82-78
*12/12/97	W 104-89
12/28/97	L 90-101
2/11/98	W 110-101
*2/16/99	L 78-89
*3/7/99	W 85-72
3/20/99	W 94-89
4/18/99	L 88-92
*11/9/99	L 101-113
*1/29/00	W 94-84
*3/12/00	L 96-105
4/14/00	W 105-101

DATE	IND-MIA
12/27/00	L 79-91
*1/13/01	W 87-71
2/6/01	L 89-102
*12/31/01	L 87-89
1/19/02	L 88-100
3/22/02	W 104-94
*3/31/02	W 100-81
11/5/02	W 83-79
*1/15/03	W 104-81
1/27/03	W 102-95
*4/6/03	W 90-69
1/5/04	W 87-85
*2/8/04	W 97-91
*3/28/04	W 87-80
1/21/05	W 106-100 OT
*2/23/05	W 93-91 OT
*3/31/05	W 114-108 OT
4/17/05	L 80-84
11/3/05	W 105-102
*11/9/05	W 95-90
3/27/06	L 91-96
1/18/07	L 101-104
*1/24/07	W 96-94 OT
*3/23/07	W 95-70
4/13/07	L 96-100
*11/2/07	W 87-85
12/15/07	W 106-103
1/26/08	L 96-98
*3/31/08	W 105-85
11/22/08	L 100-109
*1/30/09	W 114-103
*3/25/09	W 90-88
*10/30/09	L 83-96
12/27/09	L 80-114
1/19/10	L 83-113
*4/2/10	L 96-105 OT
11/22/10	W 93-77
2/9/11	L 112-117
*2/15/11	L 103-110
1/4/12	L 83-118
*2/14/12	L 90-105
3/10/12	L 91-93 OT
*3/26/12	W 105-90
*1/8/13	W 87-77
*2/1/13	W 102-89
3/10/13	L 91-105

DATE	IND-MIA
*12/10/13	W 90-84
12/18/13	L 94-97
*3/26/14	W 84-83
4/11/14	L 86-98
11/12/14	W 81-75
*12/31/14	W 106-95
1/23/15	L 87-89
*4/5/15	W 112-89
*11/6/15	W 90-87
*12/11/15	W 96-83
1/4/16	L 100-103 OT
2/22/16	L 93-101 OT

PLAYOFFS

*5/6/04	W 94-81
*5/8/04	W 91-80
5/10/04	L 87-94
5/12/04	L 88-100
*5/15/04	W 94-83
5/18/04	W 73-70
5/13/12	L 86-95
5/15/12	W 78-75
*5/17/12	W 94-75
*5/20/12	L 93-101
5/22/12	L 83-115
*5/24/12	L 93-105
5/22/13	L 102-103 OT
5/24/13	W 97-93
*5/26/13	L 96-114
*5/28/13	W 99-92
5/30/13	L 79-90
*6/1/13	W 91-77
6/3/13	L 76-99
*5/18/14	W 107-96
*5/20/14	L 83-87
5/24/14	L 87-99
5/26/14	L 90-102
*5/28/14	W 93-90
5/30/14	L 92-117

* AT INDIANAPOLIS
OT OVERTIME

SERIES RECORD

OVERALL

Indiana 60 wins
Miami 43 wins

AT INDIANA

Indiana 43 wins
Miami 9 wins

AT MIAMI

Indiana 17 wins
Miami 34 wins

PLAYOFFS

Indiana 11 wins
Miami 14 wins

SERIES HIGHS

POINTS

Pacers: 40, Reggie Miller, 4/6/96
Heat: 43, Dwyane Wade, 4/2/10

REBOUNDS

Pacers: 18, Roy Hibbert, 5/17/12
Heat: 18, six times
Most recent:
LeBron James, 5/20/12

ASSISTS

Pacers: 14, Mark Jackson, 12/12/97
Heat: 14, Four times
Most recent:
Tim Hardaway, 11/9/99

LARGEST WIN MARGINS

PACERS' LARGEST WIN VS. HEAT

36 119-83, at Market Square Arena,
11/23/91

HEAT'S LARGEST WIN VS. PACERS

35 118-83, at AmericaAirlines Arena,
1/4/12



MILWAUKEE BUCKS

COACHING STAFF



JASON KIDD

HEAD COACH

Jason Kidd

COLLEGE

California

PRO COACHING RECORD

w/Milwaukee: Entering 3rd season
74-90 (.451)

Overall: Entering 4th season,
118-128 (.480)

ASSISTANT COACHES

Stacey Augmon

Greg Foster

Eric Hughes

Joe Prunty

Sean Sweeney

HEAD ATHLETIC TRAINER

Scott Faust

TEAM DIRECTORY

ADDRESS

Bradley Center
1001 N. Fourth Street
Milwaukee, WI 53203
(414) 227-0500
www.bucks.com

OWNERS

Wes Edens, Marc Lasry
and Jamie Dinan

GENERAL MANAGER

John Hammond

ASSISTANT GENERAL MANAGER

Justin Zanik

VICE PRESIDENT

OF PUBLIC RELATIONS

Dan Smyczek

DIRECTOR OF COMMUNICATIONS

Mark Rosenberg

PUBLIC RELATIONS

COORDINATOR

Erika Johnson

PUBLIC RELATIONS ASSISTANT

Eric Kohlbeck

TEAM COLORS

Good Land Green, Cream City
Cream, Great Lakes Blue, Bucks
Black

HOME COURT

BMO Harris Bradley Center
(18,717; 1988)

FRANCHISE HISTORY

Milwaukee Bucks,
1968-69 to present

RADIO

WTMJ (620 AM)
Ted Davis and Dennis Krause

TELEVISION

FS Wisconsin
Jim Paschke, Gus Johnson,
Marques Johnson and Jon
McGlocklin

2015-16 RECAP

RECORD: 33-49

CENTRAL DIVISION: 4-12

EASTERN CONFERENCE: 21-31

HOME: 23-18

ROAD: 10-31

FINISH: 5th in division; 12th in conference

PLAYOFFS: Did not qualify

2016-17 VS. PACERS

11/3	at BMO Harris Bradley Center	8:00 p.m.	3/10	at BMO Harris Bradley Center	8:00 p.m.
2/11	at Bankers Life Fieldhouse	7:00 p.m.	4/6	at Bankers Life Fieldhouse	7:00 p.m.

PACERS CAREER STATISTICS VS. MILWAUKEE

NAME	GP	MIN	FGM-FGA	PCT	3-POINT			FTM-FTA	PCT	OR	DR	TR	AVG	AST	PF-DD	STL	TO	BKS	PTS	AVG
					FGM-FGA	PCT														
ALLEN (IND)	9	211	30-62	.484	0-0	---		4-6	.667	22	31	53	5.9	18	20-0	4	6	7	64	7.1
ALLEN (TOT)	17	360	45-99	.455	0-2	.000		6-10	.600	39	56	95	5.6	27	35-0	5	12	14	96	5.6
BROOKS	16	392	45-141	.319	18-66	.273		26-32	.813	4	19	23	1.4	55	33-0	14	33	3	134	8.4
CHRISTMAS	1	6	2-2	1.000	0-0	---		0-0	---	1	0	1	1.0	0	1-0	0	0	0	4	4.0
ELLIS (IND)	3	99	14-28	.500	2-6	.333		5-9	.556	1	8	9	3.0	18	9-0	5	12	3	35	11.7
ELLIS (TOT)	15	510	108-220	.491	16-40	.400		36-51	.706	5	42	47	3.1	82	35-0	24	47	6	268	17.9
EVANS	5	39	5-9	.556	0-0	.000		0-0	.000	2	3	5	1.0	0	5-0	1	0	2	10	2.0
GEORGE	16	461	88-197	.447	26-75	.347		47-60	.783	13	85	98	6.1	53	45-0	16	43	5	249	15.6
JEFFERSON	28	744	163-328	.497	0-2	.000		53-82	.646	49	168	217	7.8	39	67-1	20	40	28	379	13.5
MILES (IND)	6	178	34-77	.442	22-48	.458		12-16	.750	1	16	17	2.8	8	15-0	5	9	3	102	17.0
MILES (TOT)	22	521	94-226	.416	43-106	.406		42-52	.808	11	43	54	2.5	32	65-0	18	26	7	273	12.4
ROBINSON (IND)	2	49	12-19	.632	6-7	.857		1-2	.500	0	2	2	1.0	2	0-0	3	2	0	31	15.5
ROBINSON (TOT)	5	75	15-22	.682	7-8	.875		3-4	.750	0	3	3	0.6	3	2-0	4	3	0	40	8.0
SERAPHIN	16	207	27-65	.415	0-0	.000		11-15	.733	15	26	41	2.6	9	38-0	3	17	3	65	4.1
STUCKEY (IND)	7	172	29-70	.414	3-16	.188		26-34	.765	0	18	18	2.6	30	8-0	4	11	1	87	12.4
STUCKEY (TOT)	32	876	136-323	.421	10-44	.227		111-135	.822	21	79	100	3.1	133	74-1	24	75	6	393	12.3
TEAGUE	22	629	105-223	.471	18-49	.367		52-59	.881	8	41	49	2.2	127	53-0	21	72	7	280	12.7
TURNER	3	70	8-21	.381	1-1	1.000		7-9	.778	4	14	18	6.0	2	8-0	3	6	4	24	8.0
YOUNG, J.	1	23	3-13	.231	1-5	.200		0-0	---	0	4	4	4.0	7	0-0	1	3	0	7	7.0
YOUNG, T.	26	793	139-286	.486	15-31	.484		46-61	.754	56	97	153	5.9	55	50-0	37	43	9	339	13.0

MILWAUKEE BUCKS

SERIES SCORES

DATE	IND-MIL
*1/26/76	W 109-98
1/2/77	W 116-109
3/12/77	L 106-108
*4/3/77	L 112-120
*11/30/77	L 113-120
1/10/78	L 103-125
*3/18/78	L 104-113
3/30/78	L 100-105
*11/26/78	W 114-112
12/1/78	L 107-111
1/3/79	W 108-102
*3/30/79	L 99-101
*11/28/79	L 79-87
1/3/80	L 96-106
*10/22/80	L 105-119
11/2/80	L 121-135
12/5/80	L 100-102
*1/10/81	W 106-102
2/3/81	W 108-99
*2/11/81	L 101-107
12/11/81	L 100-103 OT
*12/15/81	L 96-104
*12/29/81	L 96-107
*2/9/82	L 101-108
2/17/82	L 93-104
4/4/82	L 115-129
11/16/82	L 103-115
*11/21/82	L 98-109
*12/1/82	L 105-125
12/12/82	L 108-120
2/18/83	L 94-121
*4/13/83	W 113-90
10/28/83	L 83-104
*12/27/83	W 115-104
*1/17/84	L 92-112
*2/15/84	L 91-107
3/24/84	L 92-106
4/14/84	L 92-104
11/9/84	L 105-122
*11/27/84	W 126-105
12/8/84	L 96-99
*1/9/85	L 105-106
*2/14/85	L 128-132 OT
3/23/85	L 129-140
11/30/85	L 94-111
*12/20/85	W 114-102
12/26/85	L 87-105
*1/24/86	L 92-117
*2/12/86	L 97-103
3/14/86	W 114-104
11/11/86	L 94-102
*11/15/86	W 104-103
12/2/86	L 88-95
2/24/87	L 114-120 2OT
*3/7/87	L 120-124
*3/25/87	W 125-108
11/30/87	L 94-104
*12/8/87	W 103-101
1/2/88	W 99-97
*1/7/88	W 114-108
*2/24/88	L 94-97
4/9/88	L 100-105
*1/14/88	L 103-117
*11/22/88	W 105-91
12/27/88	L 107-120
*2/3/89	L 91-109
2/21/89	L 90-116
4/22/89	W 117-110

DATE	IND-MIL
11/27/89	W 101-97
*12/15/89	L 98-103
*1/13/90	W 111-109
*3/21/90	W 112-96
4/4/90	L 116-121
11/27/90	L 98-112
*12/2/90	W 107-103
*1/12/91	W 118-110
1/16/91	L 119-126
4/20/91	L 100-133
11/30/91	L 119-137
*12/6/91	W 126-106
*2/14/92	W 107-100
*3/20/92	W 102-97 OT
4/8/92	W 122-107
11/21/92	L 95-105
*1/21/93	L 108-110
2/13/93	L 115-117
*3/17/93	W 114-91
4/18/93	W 108-98
11/19/94	W 82-76
*1/24/94	L 88-96
3/9/94	W 105-94
*3/12/94	W 104-97
11/15/94	L 81-92
*11/25/94	W 111-106
*1/14/95	L 95-97
2/24/95	W 98-86
*3/15/95	W 117-108
*12/15/95	W 112-95
12/17/95	L 80-84
*1/11/96	W 96-88
1/24/96	W 97-89
1/21/97	W 92-89
*1/25/97	L 86-88
*2/28/97	W 104-85
3/16/97	L 98-102
11/20/97	W 109-83
*3/13/98	W 96-76
3/22/98	W 96-94 OT
*4/5/98	W 93-92
2/20/99	W 82-80
*3/12/99	W 109-104
*4/21/99	W 108-100 OT
12/18/99	L 95-109
*1/19/00	W 106-84
2/17/00	W 92-90
*3/23/00	L 84-105
*11/8/00	W 108-97
12/3/00	L 80-92
2/3/01	L 85-104
*2/28/01	W 99-86
12/15/01	L 95-115
*1/15/02	L 102-106
1/16/02	L 100-105
*4/12/02	W 112-107 OT
*11/15/02	W 103-100 OT
12/11/02	W 126-119 OT
*2/28/03	W 107-98
4/13/03	L 98-107
*10/31/03	L 79-93
12/26/03	L 96-101
3/30/04	L 86-95
*3/31/04	W 111-78

DATE	IND-MIL
*12/7/04	L 86-89
12/10/04	L 86-95
*1/4/05	W 116-99
3/28/05	W 90-76
11/12/05	L 102-103
*1/11/06	W 112-88
*2/15/06	W 88-77
4/1/06	L 89-96
11/18/06	W 102-100
*11/21/06	W 93-88
*2/21/07	W 136-129 2OT
4/11/07	W 104-98
1/24/08	L 92-104
*3/2/08	W 128-106
4/4/08	W 105-101
*4/6/08	W 105-97
12/13/08	L 103-121
*1/28/09	W 107-99
2/11/09	L 110-122
*4/15/09	W 115-108
*12/21/09	L 81-84
2/6/10	L 81-93
*2/25/10	L 110-112
3/14/10	L 94-98
*11/5/10	L 90-94
12/8/10	L 95-97
2/12/11	W 103-97
*4/1/11	W 89-88
3/24/12	W 125-104
4/14/12	W 105-99
*4/19/12	W 118-109
11/14/12	L 85-99
12/18/12	L 93-98
*1/5/13	W 95-80
*3/22/13	W 102-78
*11/15/13	W 104-77
2/22/14	W 110-100
*2/27/14	W 101-96
4/9/14	W 104-102
*11/4/14	L 81-87
1/2/15	W 94-91
*3/12/15	W 109-103 OT
3/26/15	L 107-111
*11/21/15	W 123-86
*12/31/15	L 116-120
3/2/16	W 104-99
4/13/16	W 97-92

PLAYOFFS

*5/9/99	W 119-88
*5/11/99	W 108-107 OT
5/13/99	W 99-91
*4/23/00	W 88-85
*4/27/00	L 91-104
4/29/00	W 109-96
5/1/00	L 87-100
*5/4/00	W 96-95
* AT INDIANAPOLIS	
OT OVERTIME	

SERIES RECORD

OVERALL

Indiana 85 wins
Milwaukee 94 wins

AT INDIANA

Indiana 54 wins
Milwaukee 36 wins

AT MILWAUKEE

Indiana 31 wins
Milwaukee 58 wins

PLAYOFFS

Indiana 6 wins
Milwaukee 2 wins

SERIES HIGHS

POINTS

Pacers: 55, Jermaine O'Neal, 1/4/05
Bucks: 40, Marques Johnson, 11/2/80

REBOUNDS

Pacers: 21, Clark Kellogg, 1/17/84
Bucks: 22, Terry Cummings, 2/3/89

ASSISTS

Pacers: 19, Mark Jackson, 2/28/97
Bucks: 17, Ramon Sessions, 2/11/09

LARGEST WIN MARGINS

PACERS' LARGEST WIN VS. BUCKS

33 133-100, at Bradley Center,
4/20/91

BUCKS' LARGEST WIN VS. PACERS

33 133-100, at Bradley Center,
4/20/91



MINNESOTA TIMBERWOLVES

COACHING STAFF



TOM THIBODEAU

HEAD COACH

Tom Thibodeau

COLLEGE

Salem State

PRO COACHING RECORD

w/Minnesota: Entering 1st season

Overall: Entering 6th season,
255-139 (.647)

ASSISTANT COACHES

Rick Brunson

Andy Greer

Ryan Saunders

HEAD ATHLETIC TRAINER

Gregg Farnam

TEAM DIRECTORY

ADDRESS

600 First Avenue North
Minneapolis, MN 55403
(612) 673-1600
www.Timberwolves.com

OWNER

Glen Taylor

CHIEF EXECUTIVE OFFICER

Ethan Casson

PRESIDENT

Chris Wright

PRESIDENT OF BASKETBALL OPERATIONS

Tom Thibodeau

GENERAL MANAGER

Scott Layden

VICE PRESIDENT OF COMMUNICATIONS

Brad Ruiter

PUBLIC RELATIONS MANAGER

Aaron Seehusen

COMMUNICATIONS MANAGER

Dan Bell

PUBLIC RELATIONS COORDINATOR

Alex King

CORPORATE COMMUNICATIONS MANAGER

Kylie Crull

TEAM COLORS

Green, Blue, Silver

HOME COURT

Target Center
(19,356; opened 1990)

FRANCHISE HISTORY

Minnesota Timberwolves,
1989-90 to present

RADIO

WCCO-AM 830
Alan Horton

TELEVISION

Fox Sports North
Dave Benz and Jim Petersen

2015-16 RECAP

RECORD: 29-53

NORTHWEST DIVISION: 4-12

WESTERN CONFERENCE: 18-34

HOME: 14-27

ROAD: 15-26

FINISH: 5th in division; 13th in conference

PLAYOFFS: Did not qualify

2016-17 VS. PACERS

1/26 at Target Center8:00 p.m. 3/28 at Bankers Life Fieldhouse7:00 p.m.

PACERS CAREER STATISTICS VS. MINNESOTA

NAME	GP	MIN	3-POINT			FTM-FTA	PCT	OR	DR	TR	AVG	AST	PF-DQ	STL	TO	BKS	PTS	AVG	
			FGM-FGA	PCT	PCT														
ALLEN (IND)	4	92	9-23	.391	0-0	---	0-4	.000	7	10	17	4.3	7	4-0	5	2	2	18	4.5
ALLEN (TOT)	9	188	20-49	.408	0-0	---	0-4	.000	13	29	42	4.7	11	15-0	8	6	6	40	4.4
BROOKS	21	501	90-223	.404	36-94	.383	42-50	.840	11	34	45	2.1	79	39-0	15	41	1	258	12.3
CHRISTMAS	HAS NOT PLAYED																		
ELLIS (IND)	2	73	19-32	.584	2-9	.222	6-7	.857	2	7	9	4.5	8	2-0	3	8	1	46	23.0
ELLIS (TOT)	28	931	200-427	.468	25-83	.301	96-121	.793	25	69	94	3.4	110	56-0	54	64	10	521	18.6
EVANS	12	195	31-53	.585	1-2	.500	17-23	.739	23	27	50	4.2	10	29-1	9	8	8	80	6.7
GEORGE	10	304	62-127	.488	25-46	.543	34-42	.810	5	52	57	5.7	29	22-0	16	26	6	183	18.3
JEFFERSON	22	695	154-318	.484	0-2	.000	45-61	.738	55	151	206	9.4	32	55-1	21	31	32	353	16.0
MILES (IND)	4	101	23-54	.426	8-33	.242	10-13	.769	2	9	11	2.8	1	7-0	2	2	3	64	16.0
MILES (TOT)	26	541	109-237	.460	32-101	.317	46-60	.767	12	42	54	2.1	34	54-0	24	19	10	296	11.4
ROBINSON (IND)	2	25	4-9	.444	1-3	.333	2-3	.667	0	7	7	3.5	1	0	0	1	1	11	5.5
ROBINSON (TOT)	2	25	4-9	.444	1-3	.333	2-3	.667	0	7	7	3.5	1	0-0	0	1	1	11	5.5
SERAPHIN	8	89	20-33	.606	0-0	.000	3-3	1.000	5	6	11	1.4	5	22-2	1	8	7	43	5.4
STUCKEY (IND)	3	76	11-25	.440	1-5	.200	4-4	1.000	1	12	13	4.3	10	6-0	3	4	2	27	9.0
STUCKEY (TOT)	15	401	53-139	.381	3-13	.231	55-68	.809	14	34	48	3.2	60	28-0	10	28	5	164	10.9
TEAGUE	13	328	49-112	.438	7-27	.259	37-41	.902	3	21	24	1.8	70	31-0	22	32	9	142	10.9
TURNER	HAS NOT PLAYED																		
YOUNG, J.	HAS NOT PLAYED																		
YOUNG, T.	14	425	89-161	.553	3-12	.250	27-36	.750	20	40	60	4.3	22	35-0	23	21	5	208	14.9

MINNESOTA TIMBERWOLVES

SERIES SCORES

DATE	IND-MIN
*12/12/89 W 113-112 OT	
2/16/90 L 105-111	
*11/6/90 W 98-96	
12/4/90 L 81-83	
2/15/92 W 117-101	
*3/7/92 W 108-97	
*2/12/93 L 100-102	
4/7/93 W 113-105	
*2/4/94 W 114-93	
4/15/94 W 130-112	
2/17/95 W 110-78	
*4/16/95 W 114-75	
*1/13/96 W 103-94	
3/29/96 L 91-93	
*3/18/97 W 115-97	
4/6/97 W 94-83	
12/3/97 W 94-90	
*4/2/98 W 111-108	
1998-99 SEASON, DID NOT PLAY	

DATE	IND-MIN
1/17/00 L 100-101	
*3/31/00 W 109-85	
12/16/00 L 110-113 OT	
*2/25/01 W 110-100	
*11/16/01 L 113-120 2OT	
3/15/02 W 98-85	
*11/2/02 W 87-80	
11/16/02 W 107-101	
*11/25/03 W 98-75	
12/20/03 L 80-102	
11/9/04 W 102-101	
*11/25/04 W 106-102	
1/20/06 L 85-90	
*4/14/06 W 89-77	
*12/23/06 L 71-78	
3/13/07 L 81-86	
12/21/07 L 118-131	
*3/21/08 W 124-113	
*2/3/09 L 111-116	
2/20/09 W 112-105	

DATE	IND-MIN
*1/2/10 W 122-111	
1/8/10 L 109-116	
*2/11/11 W 116-105	
3/9/11 L 75-101	
2/1/12 W 109-99	
*4/16/12 W 111-88	
11/9/12 L 94-96	
*3/13/13 W 107-91	
*11/25/13 W 98-84	
2/19/14 L 91-104	
12/21/14 W 100-96	
*1/13/15 L 101-110	
*11/13/15 W 107-103	
12/26/15 W 102-88	
* AT INDIANAPOLIS OT OVERTIME	

SERIES RECORD

OVERALL

Indiana: 34 wins
Minnesota 18 wins

AT INDIANA

Indiana 21 wins
Minnesota 5 wins

AT MINNESOTA

Indiana 13 wins
Minnesota 13 wins

SERIES HIGHS

POINTS

Pacers: 37, Jamaal Tinsley,
3/13/07

Timberwolves: 52, Mo Williams,
1/13/15

REBOUNDS

Pacers: 16, Brad Miller, 11/2/02

Timberwolves: 21, Kevin Love, 3/9/11

ASSISTS

Pacers: 17, Mark Jackson,
3/18/97

Timberwolves: 17, Ricky Rubio, 2/19/14

LARGEST WIN MARGINS

PACERS' LARGEST WIN VS. TIMBERWOLVES

39 114-75, at Market Square Arena,
4/16/95

TIMBERWOLVES' LARGEST WIN VS. PACERS

26 101-75, at Target Center, 3/9/11



NEW ORLEANS PELICANS

COACHING STAFF



ALVIN GENTRY

HEAD COACH

Alvin Gentry

COLLEGE

Appalachian State

PRO COACHING RECORD

w/New Orleans: Entering 2nd season,
30-52 (.366)

Overall: Entering 14th season
365-422 (.464)

ASSOCIATE HEAD COACH

Darren Erman

ASSISTANT COACHES

Kevin Hanson

Robert Pack

Fred Vinson

Phil Weber

HEAD ATHLETIC TRAINER

Duane Brooks

TEAM DIRECTORY

ADDRESS

5800 Airline Drive
Metairie, LA 70003
Phone: (504)-593-4700
Fax: (405)-208-4601
www.Pelicans.com

OWNER/CHAIRMAN OF THE BOARD

Tom Benson

EXECUTIVE OFFICER

Gayle Benson

PRESIDENT

Dennis Lauscha

EXECUTIVE VICE PRESIDENT

Mickey Loomis

GENERAL MANAGER

Dell Demps

SENIOR VICE PRESIDENT OF COMMUNICATIONS/ BROADCASTING

Greg Bensel

DIRECTOR OF BASKETBALL COMMUNICATIONS

Matt Ryan

BASKETBALL COMMUNICATIONS MANAGER

Will McClaran

BASKETBALL COMMUNICATIONS COORDINATOR

Chris Trahan

TEAM COLORS

Blue, Gold and Red

HOME COURT

Smoothie King Center
(17,188)

FRANCHISE HISTORY

New Orleans Hornets
2002-03 to 2012-13
New Orleans Pelicans
2013 – Present

RADIO

WNO 99.5 FM
Sean Kelley and John DeShazier

TELEVISION

Fox Sports New Orleans
Joel Meyers, David Wesley and
Jen Hale

2015-16 RECAP

RECORD: 30-52

SOUTHWEST DIVISION: 4-12

WESTERN CONFERENCE: 20-32

HOME: 21-20

ROAD: 9-32

FINISH: 5th in division; 12th in conference

2016-17 VS. PACERS

12/15 at Smoothie King Center 8:00 p.m. 1/16 at Bankers Life Fieldhouse 4:00 p.m.

PACERS CAREER STATISTICS VS. NEW ORLEANS

NAME	GP	MIN	FGM-FGA	PCT	3-POINT		FTM-FTA	PCT	OR	DR	TR	AVG	AST	PF-DQ	STL	TO	BKS	PTS	AVG
					FGM-FGA	PCT													
ALLEN (IND)	4	54	7-8	.875	0-0	---	1-2	.500	2	10	12	3.0	4	0-0	1	1	1	15	3.8
ALLEN (TOT)	8	138	22-33	.667	0-0	---	1-2	.500	6	18	24	3.0	8	9-0	1	5	3	45	5.6
BROOKS	24	534	98-203	.483	39-84	.415	37-45	.822	7	21	28	1.2	59	47-0	11	30	6	272	11.3
CHRISTMAS	HAS NOT PLAYED																		
ELLIS (IND)	2	66	8-23	.348	1-4	.250	2-2	1.000	1	7	8	4.0	12	5-0	4	7	2	19	9.5
ELLIS (TOT)	28	1036	215-448	.480	27-87	.310	99-126	.786	27	83	110	3.9	140	79-1	44	73	9	556	19.9
EVANS	10	114	14-20	.700	0-1	.000	7-11	.636	4	11	15	1.5	5	14-0	3	7	3	35	3.5
GEORGE	9	293	58-136	.426	22-61	.361	34-42	.810	8	43	51	5.7	34	19-0	19	15	1	172	19.1
JEFFERSON	30	907	211-398	.530	0-1	.000	47-73	.644	67	184	251	8.4	40	78-1	25	43	34	469	15.6
MILES (IND)	4	104	21-50	.420	7-25	.280	5-5	1.000	0	19	19	4.8	3	7-0	4	4	2	54	13.5
MILES (TOT)	24	459	80-189	.423	23-76	.303	23-34	.676	6	51	57	2.4	26	43-0	18	16	9	206	8.6
ROBINSON (IND)	1	15	2-6	.333	0-1	.000	1-2	.500	1	3	4	4.0	1	0-0	0	2	0	5	5.0
ROBINSON (TOT)	2	23	2-6	.333	0-1	.000	2-4	.500	2	3	5	2.5	1	0-0	0	2	0	6	3.0
SERAPHIN	8	128	24-41	.585	0-0	.000	10-10	1.000	5	30	35	4.4	5	15-0	1	11	8	58	7.3
STUCKEY (IND)	4	91	15-30	.500	3-6	.500	5-6	.833	2	10	12	3.0	11	6-0	1	4	1	38	9.5
STUCKEY (TOT)	15	443	69-170	.406	4-20	.200	49-57	.860	10	40	50	3.3	47	33-1	10	26	1	191	12.7
TEAGUE	13	341	62-141	.440	14-31	.452	32-43	.744	6	14	20	1.5	78	28-0	9	23	5	170	13.1
TURNER	2	44	13-20	.650	0-0	---	3-4	.750	2	17	19	9.5	2	2-0	0	3	0	29	14.5
YOUNG, J.	HAS NOT PLAYED																		
YOUNG, T.	17	478	91-186	.489	6-13	.462	14-26	.538	30	55	85	5.0	28	35-0	14	20	6	202	11.9

NEW ORLEANS PELICANS

SERIES SCORES

DATE	IND-NO
*12/28/02 W	91-84
12/31/02 W	89-86
2/12/03 W	83-72
*3/11/03 L	71-81
11/21/03 W	76-75
*1/3/04 W	91-84
*2/17/04 L	75-89
2/27/04 L	77-89
*12/27/04 W	100-82
1/19/05 L	87-90
*2/21/06 W	97-75
**3/10/06 W	92-90

DATE	IND-NO
*11/3/07 L	91-100
**1/6/07 W	100-93
11/21/07 W	105-93
*3/25/08 L	106-114
*12/28/08 L	103-105
1/19/09 L	100-103
*1/16/10 L	96-101
2/19/10 L	101-107
*12/20/10 W	94-93
4/3/11 L	96-108
*2/21/12 W	117-108 OT
3/3/12 W	102-84

DATE	IND-NO
*11/21/12 W	107-115
12/22/12 W	81-75
10/30/13 W	95-90
*1/4/14 W	99-82
*12/23/14 W	96-84
2/11/15 W	106-93
1/8/16 W	91-86
*3/24/16 W	92-84
* AT INDIANAPOLIS	
** AT OKLAHOMA CITY	
OT OVERTIME	

SERIES RECORD

OVERALL

Indiana 21 wins
New Orleans 11 wins

AT INDIANA

Indiana 10 wins
New Orleans 6 wins

AT NEW ORLEANS

Indiana 9 wins
New Orleans 5 wins

AT OKLAHOMA CITY

Indiana 2 wins
New Orleans 0 wins

SERIES HIGHS

POINTS

Pacers: 37, Paul George, 11/21/12
Pelicans: 35, Baron Davis, 1/3/04
David West, 3/25/08

REBOUNDS

Pacers: 16, Jermaine O'Neal, 1/3/04
Troy Murphy, 12/28/08
Myles Turner, 3/24/16
Pelicans: 20, Jamaal Magloire, 2/12/03

ASSISTS

Pacers: 13, Jamaal Tinsley, 11/21/07
Pelicans: 14, Chris Paul, 3/25/08

LARGEST WIN MARGINS

PACERS' LARGEST WIN VS. PELICANS

22 97-75, at Conseco Fieldhouse,
2/21/06

PELICANS' LARGEST WIN VS. PACERS

14 2/17/04, at Conseco Fieldhouse,
2/17/04



NEW YORK KNICKS

COACHING STAFF



JEFF HORNACEK

HEAD COACH
Jeff Hornacek

COLLEGE
Iowa State

PRO COACHING RECORD
w/New York: Entering 1st season
Overall: Entering 4th season,
101-112 (.474)

ASSOCIATE HEAD COACH
Kurt Rambis

ASSISTANT COACHS
Howard Eislew
Corey Gaines
Jerry Sichting

HEAD ATHLETIC TRAINER
Roger Hinds

TEAM DIRECTORY

ADDRESS

Two Pennsylvania Plaza
New York, NY 10121-0091
(212) 465-6471
www.nyknicks.com
executive chairman,

MSG SPORTS

James L. Dolan

GENERAL MANAGER

Steve Mills

VICE PRESIDENT, PUBLIC RELATIONS

Jonathan Supranowitz

DIRECTOR, PUBLIC RELATIONS

Gregg Schwartz

COORDINATOR, PUBLIC RELATIONS

Derek Lapinski

TEAM COLORS

Orange, White, Blue

HOME COURT

Madison Square Garden
(19,812; opened 1968)

FRANCHISE HISTORY

New York Knicks, 1946-47
to present

RADIO

ESPN RADIO 98.7 FM
Spero Dedes, Brendan Brown

CABLE TELEVISION

MSG Network
Mike Breen, Walt Frazier

2015-16 RECAP

RECORD: 32-50

ATLANTIC DIVISION: 8-8

EASTERN CONFERENCE: 21-31

HOME: 28-13

ROAD: 20-21

FINISH: 3rd in division; 13th in conference

PLAYOFFS: Did not qualify

2016-17 VS. PACERS

12/20	at Madison Square Garden.....	7:30 p.m.	1/23	at Bankers Life Fieldhouse	8:00 p.m.
1/7	at Bankers Life Fieldhouse.....	7:00 p.m.	3/14	at Madison Square Garden	7:30 p.m.

PACERS CAREER STATISTICS VS. NEW YORK

NAME	GP	MIN	3-POINT			FTM-FTA	PCT	OR	DR	TR	AVG	AST	PF-DQ	STL	TO	BKS	PTS	AVG		
			FGM-FGA	PCT	PCT															
ALLEN (IND)	7	100	11-27	.407	0-0	---	4-6	.667	11	15	26	3.7	7	7-0	0	3	5	26	3.7	
ALLEN (TOT)	12	201	23-48	.479	0-0	---	7-10	.700	18	33	51	4.3	11	18-0	1	9	10	53	4.4	
BROOKS	17	359	71-141	.504	29-63	.460	---	.917	6	21	27	1.6	43	29-0	14	23	2	193	11.4	
CHRISTMAS	HAS NOT PLAYED																			
ELLIS (IND)	3	90	8-24	.333	4-9	.444	---	.750	1	13	14	4.7	12	3-0	5	4	1	23	7.7	
ELLIS (TOT)	21	766	141-325	.434	22-68	.324	---	.743	11	59	70	3.3	107	47-0	38	54	4	359	17.1	
EVANS	6	42	5-11	.455	0-0	.000	---	1-2	500	5	10	15	2.5	0	8-0	2	0	1	11	1.8
GEORGE	18	535	102-235	.434	27-91	.297	---	.823	14	87	101	5.6	54	55-0	31	34	12	296	16.4	
JEFFERSON	36	1055	247-484	.510	0-1	.000	---	.83-123	.675	82	215	29.7	8.3	59	105-2	20	47	46	577	16.0
MILES (IND)	5	102	18-49	.367	8-25	.320	---	7-7	1.000	0	9	9	1.8	4	11-0	4	2	1	51	10.2
MILES (TOT)	17	355	62-153	.405	25-75	.333	---	18-21	.857	8	35	43	2.5	20	41-0	11	12	3	167	9.8
ROBINSON (IND)	HAS NOT PLAYED																			
ROBINSON (TOT)	2	7	0-3	.000	0-0	.000	---	0-0	---	1	0	1	0.5	0	0-0	0	0	0	0	0.0
SERAPHIN	13	224	34-80	.425	0-0	.000	---	.811	.727	25	23	48	3.7	5	27-0	3	22	15	76	5.8
STUCKEY (IND)	6	145	31-62	.500	4-11	.364	---	24-26	.923	5	20	25	4.2	15	9-0	3	11	0	90	15.0
STUCKEY (TOT)	26	717	137-304	.451	5-24	.208	---	87-100	.870	23	72	95	3.7	95	55-0	30	54	2	366	14.1
TEAGUE	22	541	95-194	.490	12-39	.308	---	82-103	.796	8	36	44	2.0	86	31-0	26	50	6	284	12.9
TURNER	3	79	21-40	.525	0-1	.000	---	7-9	.778	2	15	17	5.7	1	7-0	2	4	2	49	16.3
YOUNG, J.	1	15	3-8	.375	0-1	.000	---	2-2	1.000	0	2	2	2.0	3	3-0	0	0	0	8	8.0
YOUNG, T.	30	953	177-373	.475	8-34	.235	---	55-77	.714	69	110	179	6.0	49	77-2	50	43	10	417	13.9

NEW YORK KNICKS

SERIES SCORES

DATE	IND-NY
*2/9/77	W 110-109
2/26/77	L 115-129
*3/31/77	L 131-135
4/7/77	W 114-100
11/19/77	L 127-129 OT
*12/14/77	L 98-101
2/9/78	L 117-126
*3/10/78	W 122-115
10/28/78	L 106-111
*11/29/78	W 101-99
12/19/78	L 102-130
*2/14/79	W 106-97
10/23/79	L 112-136
*11/21/79	W 119-108
12/11/79	W 124-122 OT
*1/31/80	L 102-112
*2/20/80	W 131-86
3/13/80	W 107-100
*10/29/80	W 102-95
12/2/80	W 113-96
1/8/81	W 116-115 OT
3/17/81	L 89-114
*3/20/81	L 107-110
10/31/81	W 106-99
*11/24/81	W 127-112
*12/26/81	L 106-112
*2/24/82	W 118-87
3/30/82	L 104-108
11/23/82	W 94-90
*12/10/82	W 108-100
*12/26/82	W 87-81
2/7/83	L 99-105
*2/24/83	L 101-113
4/11/83	L 92-121
*11/10/83	L 91-99
11/15/83	L 87-94
*11/27/83	W 101-91
1/7/84	L 103-140
2/16/84	L 94-100
*3/28/84	W 99-93
11/24/84	L 100-119
*1/12/85	W 100-95
1/26/85	L 106-109
*2/27/85	W 108-106
3/16/85	L 114-116
*3/22/85	L 113-118
*11/27/85	L 77-80
*12/6/85	W 107-83
12/10/85	L 64-82
1/7/86	L 85-93
*3/17/86	W 112-92
4/7/86	L 104-106
12/20/86	W 123-99
*3/1/87	W 122-115 OT
3/19/87	L 105-111 OT
*3/27/87	W 100-91
4/4/87	L 108-112
*11/7/87	W 108-95
*2/16/88	W 117-104
3/1/88	L 96-98
4/13/88	L 107-127
*4/23/88	L 86-88
*11/11/88	L 120-121 OT
12/20/88	L 113-141
1/31/89	L 111-120
*2/4/89	L 106-113
3/11/89	L 95-114
*1/12/90	L 96-101 OT
2/3/90	L 98-112
*4/8/90	W 99-97
4/12/90	L 100-108

DATE	IND-NY
1/10/91	W 129-122
*2/12/91	L 110-114
4/12/91	L 108-112
*4/19/91	W 130-118
*11/13/91	W 110-107
12/28/91	L 106-115 OT
1/20/92	L 97-105
*2/12/92	L 104-111
12/29/92	L 91-97
*12/30/92	L 90-94
3/14/93	L 90-121
*4/16/93	W 100-94
*11/12/93	L 84-103
12/11/93	L 91-98
3/15/94	L 82-88
*3/25/94	L 82-85
1/10/95	L 105-117
*2/8/95	L 77-96
4/4/95	W 94-90
*4/14/95	L 84-88
11/9/95	L 95-103
*2/14/96	W 90-93
3/20/96	L 99-102
*4/2/96	L 86-90
1/12/97	L 90-92
2/16/97	L 80-89
*4/14/97	W 110-107 OT
4/18/97	L 89-97
*12/17/97	W 87-80
1/21/98	L 89-97
3/15/98	W 91-86
3/30/99	L 93-94
*4/4/99	W 108-95
*5/2/99	W 94-71
*12/25/99	W 101-90
2/19/00	L 73-87
*3/21/00	W 95-91
4/10/00	L 81-83
1/21/01	W 87-74
3/6/01	L 83-97
*3/7/01	L 75-79
*4/11/01	W 100-93
*11/9/01	W 103-95
12/8/01	L 99-101
*2/1/02	W 92-87
*11/8/02	W 107-94
1/3/03	L 96-98
*1/8/03	W 89-87
4/15/03	W 109-93
11/15/03	W 95-94
*11/27/03	W 93-70
2/3/04	L 90-97
*4/6/04	W 107-86
*11/13/04	W 103-97
2/26/05	L 79-90
4/5/05	W 97-79
*4/10/05	L 112-113 OT
12/17/05	W 102-96
*3/7/06	L 92-107
4/7/06	L 98-96
*4/10/06	W 101-82
11/4/06	W 109-95
*12/15/06	W 112-96
*1/20/07	L 106-108
12/17/07	W 119-92
2/6/08	W 103-100
*3/17/08	W 110-98
*4/16/08	W 132-123
1/2/09	W 105-103
*1/31/09	L 113-122
2/23/09	L 119-123

DATE	IND-NY
11/4/09	W 101-89
*11/18/09	L 103-110
1/3/10	L 89-132
*4/7/10	W 113-105
1/2/11	L 92-98
3/13/11	W 106-93
*3/15/11	W 119-117
*4/10/11	L 109-110
3/16/12	L 100-115
*3/17/12	L 88-102
*4/3/12	W 112-104
11/18/12	L 76-88
*1/10/13	W 81-76
*2/20/13	W 125-91
4/14/13	L 80-90
11/20/13	W 103-96 OT
*1/16/14	W 117-89
3/19/14	L 86-92
*1/29/15	W 103-82
*3/4/15	W 105-82
3/7/15	W 92-86
4/8/15	W 102-86
*2/24/16	W 108-105
4/3/16	W 92-87
*4/12/16	W 102-90

PLAYOFFS

DATE	IND-NY
4/30/93	L 104-107
5/2/93	L 91-101
*5/4/93	W 116-93
*5/6/93	L 100-109 OT
5/24/94	L 89-100
5/26/94	L 78-89
*5/28/94	W 88-68
*5/30/94	W 83-77
6/1/94	W 93-86
*6/3/94	L 91-98
6/5/94	L 90-94
5/7/95	W 107-105
5/9/95	L 77-96
*5/11/95	W 97-95 OT
*5/13/95	W 98-84
5/17/95	L 95-96
*5/19/95	L 82-92
5/21/95	W 97-95
*5/5/98	W 93-83
*5/7/98	W 85-77
5/9/98	L 76-83
5/10/98	W 118-107 OT
*5/13/98	W 99-88
*5/30/99	L 90-93
*6/1/99	W 88-86
6/5/99	L 91-92
6/7/99	W 90-78
*6/9/99	L 94-101
6/11/99	L 82-90
*5/23/00	W 102-88
*5/25/00	W 88-84
5/27/00	L 95-98
5/29/00	L 89-91
*5/31/00	W 88-79
6/2/00	W 93-80
5/5/13	W 102-95
5/7/13	L 79-105
*5/11/13	W 82-71
*5/14/13	W 93-82
5/16/13	L 75-85
*5/18/13	W 106-99

* AT INDIANAPOLIS
OT OVERTIME

SERIES RECORD

OVERALL

Indiana 80 wins
New York 87 wins

AT INDIANA

Indiana 54 wins
New York 30 wins

AT NEW YORK

Indiana 26 wins
New York 57 wins

PLAYOFFS

Indiana 22 wins
New York 19 wins

SERIES HIGHS

POINTS

Pacers: 47, Chuck Person, 1/31/89
Kniks: 52, Bernard King, 11/24/84

REBOUNDS

Pacers: 21, Troy Murphy, 2/23/09
Kniks: 22, Patrick Ewing, 2/8/95
Marcus Camby, 12/8/01

ASSISTS

Pacers: 18, Micheal Williams, 11/13/91
Kniks: 19, Stephon Marbury, OT,
4/10/05

LARGEST WIN MARGINS

PACERS' LARGEST WIN VS. KNICKS

45 131-86, at Market Square Arena,
2/20/80

KNICKS' LARGEST WIN VS. PACERS

43 132-89, at Madison Square
Garden, 1/3/10



OKLAHOMA CITY THUNDER

COACHING STAFF



BILLY DONOVAN

HEAD COACH

Billy Donovan

COLLEGE

Providence

PRO COACHING RECORD

w/Oklahoma City: Entering 2nd season,
55-27 (.671)

Overall: Same

ASSISTANT COACHES

Mark Bryant
Vin Bhavnani
Maurice Cheeks
Anthony Grant
Adrian Griffin
Royal Ivey
Darko Rajakovic

HEAD ATHLETIC TRAINER

Joe Sharpe

TEAM DIRECTORY

ADDRESS

Leadership Square
211 N. Robinson
Suite 300
Oklahoma City, OK 73102
(405) 208-4800
www.thunder.nba.com

CHAIRMAN

Clayton Bennett

EXECUTIVE VICE PRESIDENT

AND GENERAL MANAGER

Sam Presti

ASSISTANT GENERAL

MANAGER/VICE PRESIDENT

Troy Weaver

ASSISTANT GENERAL

MANAGER/LEGAL AND

ADMINISTRATION

Michael Winger

DIRECTOR OF BASKETBALL

COMMUNICATIONS

Matt Tumbleson

MANAGERS OF BASKETBALL

COMMUNICATIONS

Michael Ravina

John Read

TEAM COLORS

Blue, Red, Yellow and Dark Blue

HOME COURT

Chesapeake Energy Arena
(18, 203; opened 2002)

FRANCHISE HISTORY

Seattle SuperSonics,
1967-68 – 2007-08
Oklahoma City Thunder
2008 - Present

RADIO

WWLS 98.1 FM/640 AM
Matt Pinto

TELEVISION

Fox Sports Oklahoma
Brian Davis, Michael Cage and
Lesley McCaslin

SPANISH RADIO

WKY 930 AM
Eleno Ornales

2015-16 RECAP

RECORD: 55-27

NORTHWEST DIVISION: 13-3

WESTERN CONFERENCE: 37-15

HOME: 32-9

ROAD: 23-18

FINISH: 1st in division; 3rd in conference

PLAYOFFS: Defeated Dallas, 4-1, First Round;
Defeated San Antonio, 4-2, Western Conference
Semifinals; Lost to Golden State, 3-4, Western
Conference Finals

2016-17 VS. PACERS

11/20 at Chesapeake Energy Arena.....7:00 p.m. 2/6 at Bankers Life Fieldhouse7:00 p.m.

PACERS CAREER STATISTICS VS. OKLAHOMA CITY

NAME	GP	MIN	3-POINT			FTM-FTA	PCT	OR	DR	TR	AVG	AST	PF-DQ	STL	TO	BKS	PTS	AVG	
			FGM-FGA	PCT	PCT														
ALLEN (IND)	4	36	6-7	.857	0-0	---	0-2	.000	3	6	9	2.3	2	4-0	0	0	1	13	3.3
ALLEN (TOT)	8	127	15-29	.517	0-0	---	3-6	.500	15	13	28	3.5	8	15-0	2	7	4	34	4.3
BROOKS	18	427	65-166	.392	23-74	.311	30-35	.857	9	23	32	1.8	60	30-0	14	38	3	183	10.2
CHRISTMAS	HAS NOT PLAYED																		
ELLIS (IND)	2	80	14-26	.538	5-10	.500	5-8	.625	1	7	8	4.0	10	7-0	6	6	0	38	19.0
ELLIS (TOT)	32	1113	229-515	.445	33-106	.311	97-127	.764	18	77	95	3.0	136	81-0	64	100	8	558	18.4
EVANS	13	113	8-24	.333	0-5	.000	6-9	.667	8	18	26	2.0	4	12-0	4	5	3	22	1.7
GEORGE	9	302	52-131	.397	18-50	.360	46-56	.821	14	55	69	7.7	26	25-0	14	14	2	168	18.7
JEFFERSON	32	988	224-448	.500	1-2	.500	97-125	.776	83	184	267	8.3	43	82-1	16	45	32	546	17.1
MILES (IND)	3	68	18-30	.600	8-14	.571	7-9	.778	1	12	13	4.3	4	2-0	3	2	0	51	17.0
MILES (TOT)	23	465	75-177	.424	25-67	.373	35-46	.761	10	43	53	2.3	28	54-0	17	18	3	210	9.1
ROBINSON (IND)	HAS NOT PLAYED																		
ROBINSON (TOT)	2	6	0-2	.000	0-1	.000	1-2	.500	0	0	0	0.0	0	0-0	0	0	0	1	0.5
SERAPHIN	10	166	31-74	.419	0-0	.000	7-11	.636	14	15	29	2.9	3	25-0	5	7	3	69	6.9
STUCKEY (IND)	3	71	9-21	.429	2-5	.400	1-2	.500	1	10	11	3.7	14	7-0	1	5	0	21	7.0
STUCKEY (TOT)	14	418	71-159	.447	11-26	.423	43-53	.811	6	40	46	3.3	59	39-0	9	29	1	196	14.0
TEAGUE	12	280	61-119	.513	7-18	.389	20-21	.952	8	19	27	2.3	46	23-0	16	23	1	149	12.4
TURNER	2	67	11-22	.500	1-1	1.000	3-5	.600	3	10	13	6.5	2	3-0	1	3	8	26	13.0
YOUNG, J.	1	10	2-6	.333	0-2	.000	0-0	---	0	2	2	2.0	0	0-0	1	0	0	4	4.0
YOUNG, T.	14	469	98-207	.473	6-20	.300	17-18	.944	39	60	99	7.1	24	31-0	24	28	6	219	15.6

OKLAHOMA CITY THUNDER

SERIES SCORES

DATE	IND-OK
*10/26/76	W 120-90
11/14/76	L 118-121
1/19/77	L 102-109
*2/20/77	W 135-115
*11/2/77	L 104-106 OT
11/11/77	L 111-117
*3/3/78	W 115-111
3/24/78	L 102-104
*10/18/78	L 92-99
11/17/78	L 115-126
1/10/79	L 98-118
*1/17/79	L 102-112
*12/12/79	L 107-112
1/9/80	L 111-120
*1/16/81	L 94-95
3/4/81	L 93-105
1/13/82	L 86-106
*3/16/82	W 109-96
1/5/83	W 108-104
*3/11/83	L 121-127
*2/9/84	W 107-102
**3/2/84	L 90-99
1/5/85	L 97-104
*3/2/85	L 92-106
*1/31/86	W 101-94
3/5/86	W 120-112
11/22/86	L 111-121
*2/18/87	W 105-88
*11/28/87	W 131-115
1/18/88	L 105-115

DATE	IND-OK
2/28/89	W 108-106
*3/7/89	L 92-110
12/23/89	W 98-95
*2/2/90	L 86-87
12/12/90	L 90-99
*2/2/91	W 106-100
11/9/91	L 111-118
*11/15/91	L 108-124
*3/8/93	W 105-99
3/25/93	W 120-117
12/21/93	L 88-91
*2/20/94	W 101-95
*11/18/94	W 94-87
11/28/94	L 99-118
*11/18/95	W 118-104
11/28/95	W 102-101
1/11/97	L 82-92
*2/26/97	W 92-78
*11/7/97	L 93-99
2/4/98	L 97-104
1998-99 SEASON, DID NOT PLAY	
11/28/99	L 91-102
*12/21/99	W 113-103
1/2/01	W 91-83
*3/2/01	L 83-86
11/25/01	L 88-99
*1/26/02	L 86-95
12/4/02	W 114-111 OT
*1/24/03	W 93-80

DATE	IND-OK
*11/14/03	W 101-78
12/5/03	W 101-94
11/28/04	L 95-103
*3/1/05	L 93-101
12/4/05	L 102-107
*1/2/06	W 115-96
12/1/06	L 103-105
*2/7/07	L 102-103
11/30/07	L 93-95
*3/11/08	W 114-107
*11/10/08	W 107-99
4/5/09	W 117-99
1/9/10	L 102-108
*3/21/10	W 121-101
*11/26/10	L 106-110 OT
3/2/11	L 89-113
*4/6/12	W 103-98
12/9/12	L 93-104
*4/5/13	L 75-97
12/8/13	L 94-118
*4/13/14	W 102-97
2/24/15	L 92-105
*4/12/15	W 116-104
2/19/16	W 101-98
*3/19/16	L 111-115
* AT INDIANAPOLIS	
** AT TACOMA, WASH.	
OT OVERTIME	

SERIES RECORD

OVERALL

Indiana 35 wins
Oklahoma City 48 wins

AT INDIANA

Indiana 24 wins
Oklahoma City 18 wins

AT OKLAHOMA CITY

Indiana 2 wins
Oklahoma City 5 wins

AT SEATTLE

Indiana 9 wins
Oklahoma City 24 wins

AT TACOMA

Indiana 0 wins
Oklahoma City 1 win

SERIES HIGHS

POINTS

Pacers: 45, Chuck Person, 2/28/89
Paul George, 3/19/16
Thunder: 54, Russell Westbrook, 4/12/15

REBOUNDS

Pacers: 19, Detlef Schrempf, 3/8/93
Thunder: 24, Marvin Webster, OT, 11/2/77

ASSISTS

Pacers: 14, Mark Jackson, 2/4/98
Thunder: 18, Russell Westbrook, 2/19/16

LARGEST WIN MARGINS

PACERS' LARGEST WIN VS. THUNDER

30 120-90, at Market Square Arena,
10/26/76

THUNDER'S LARGEST WIN VS. PACERS

24 89-113, at Oklahoma City Arena, 3/2/11
at Chesapeake Energy
Arena, 12/8/13



ORLANDO MAGIC

COACHING STAFF



FRANK VOGEL

HEAD COACH

Frank Vogel

COLLEGE

Kentucky

PRO COACHING RECORD

w/Orlando: Entering 1st season

Overall: Entering 7th season
250-181 (.580)

ASSISTANT COACHES

David Adelman

Chad Forcier

Corliss Williamson

ASSISTANT COACH/ PLAYER DEVELOPMENT

Jay Hernandez

ATHLETIC TRAINER

Keon Weise

TEAM DIRECTORY

ADDRESS

8701 Maitland Summit Boulevard
Orlando, FL 32810
(407) 916-2400
Fax: (407) 916-2830
www.orlandomagic.com

SENIOR CHAIRMAN

Rich DeVos

CHAIRMAN

Dan DeVos

CHIEF EXECUTIVE OFFICER

Alex Martins

GENERAL MANAGER

Rob Hennigan

VP/ASSISTANT

GENERAL MANAGER

Scott Perry

ASSISTANT GENERAL MANAGER

Matt Lloyd

CHIEF COMMUNICATIONS

OFFICER

Joel Glass

DIRECTOR OF COMMUNICATIONS

George Galante

ASSISTANT DIRECTOR OF COMMUNICATIONS

Trish Wingerson

COMMUNICATIONS MANAGER

Melanie Curtsinger

TEAM COLORS

Blue, Silver, Black

HOME COURT

Amway Center
(18,846; opened 2010)

FRANCHISE HISTORY

Orlando Magic, 1989-90 to present

RADIO

ESPN 580 (580 AM)
Dennis Neumann and Richie
Aduabato

SPANISH RADIO

98.1 WNUE-FM
Joey Colon

TELEVISION

FOX Sports Florida
David Steele and Jeff Turner

2015-16 RECAP

RECORD: 35-47

SOUTHEAST DIVISION: 4-12

EASTERN CONFERENCE: 21-31

HOME: 23-18

ROAD: 12-29

FINISH: 5th in division; 11th in conference

PLAYOFFS: Did not qualify

2016-17 VS. PACERS

11/14	at Bankers Life Fieldhouse	7:00 p.m.	2/1	at Amway Center	7:00 p.m.
1/1	at Bankers Life Fieldhouse	6:00 p.m.	4/8	at Amway Center	6:00 p.m.

PACERS CAREER STATISTICS VS. ORLANDO

NAME	GP	MIN	FGM-FGA	PCT	3-POINT		FTM-FTA	PCT	OR	DR	TR	AVG	AST	PF-DQ	STL	TO	BKS	PTS	AVG
					FGM-FGA	PCT													
ALLEN (IND)	6	128	21-44	.477	0-0	---	2-4	.500	24	21	45	7.5	12	4-0	5	4	4	44	7.3
ALLEN (TOT)	13	263	33-81	.407	0-0	---	2-4	.500	37	42	79	6.1	18	16-0	8	8	7	68	5.2
BROOKS	18	380	67-168	.399	21-65	.323	17-22	.773	8	31	39	2.2	60	35-1	9	30	5	172	9.6
CHRISTMAS	HAS NOT PLAYED																		
ELLIS (IND)	4	135	20-50	.400	7-18	.389	8-8	1.000	5	10	15	3.8	15	9-0	8	15	2	55	13.8
ELLIS (TOT)	21	790	159-343	.464	29-84	.345	75-95	.789	21	63	84	4.0	119	51-0	42	63	9	422	20.1
EVANS	3	27	2-9	.222	0-0	.000	0-2	.000	1	6	7	2.3	2	0-0	1	1	0	4	1.3
GEORGE	16	511	97-215	.451	29-77	.377	61-65	.938	13	84	97	6.1	48	35-0	22	44	8	284	17.8
JEFFERSON	27	855	217-414	.524	1-5	.200	53-75	.707	69	183	252	9.3	38	84-0	25	37	32	488	18.1
MILES (IND)	5	100	14-43	.326	8-24	.333	3-4	.750	1	8	9	1.8	1	12-0	4	8	0	39	7.8
MILES (TOT)	21	403	73-160	.456	30-76	.395	21-27	.778	8	34	42	2.0	17	49-0	10	21	4	197	9.4
ROBINSON (IND)	3	18	2-5	.400	0-1	.000	1-3	.333	0	1	1	0.3	1	1-0	0	2	0	5	1.6
ROBINSON (TOT)	3	18	2-5	.400	0-1	.000	1-3	.333	0	1	1	0.3	1	1-0	0	2	0	5	1.7
SERAPHIN	19	298	56-114	.491	0-0	.000	10-14	.714	19	42	61	3.2	15	35-0	1	19	23	122	6.4
STUCKEY (IND)	6	148	33-58	.569	7-14	.500	12-12	1.000	1	11	12	2.0	22	10-0	6	13	4	85	14.2
STUCKEY (TOT)	27	760	123-283	.435	13-35	.371	87-105	.829	14	69	83	3.1	89	57-0	24	51	4	346	12.8
TEAGUE	26	652	112-256	.438	26-66	.394	52-63	.825	7	41	48	1.8	107	44-0	32	58	7	302	11.6
TURNER	4	88	15-29	.517	0-1	.000	6-6	1.000	2	23	25	6.3	3	8-0	1	7	5	36	9.0
YOUNG, J.	2	10	0-0	---	0-0	---	0-0	---	0	0	0	0.0	1	2-0	0	4	0	0	0.0
YOUNG, T.	29	931	173-361	.479	13-39	.333	51-73	.699	53	115	168	5.8	40	61-0	42	33	6	410	14.1

ORLANDO MAGIC

SERIES SCORES

DATE	IND-ORL
*12/1/89	W 125-110
*12/26/89	W 98-90
12/27/89	W 106-101
1/30/90	L 111-129
4/6/90	W 123-115
11/17/90	L 89-96
*2/20/91	W 122-120 OT
*1/17/92	L 120-127
2/11/92	W 100-98
*2/28/92	W 114-109
3/13/92	L 97-98
*11/27/92	L 116-130
1/9/93	W 104-88
3/10/93	L 106-119
*4/2/93	W 118-102
11/9/93	L 98-104
*12/9/93	W 111-105
2/23/94	L 99-103
*4/2/94	W 128-113
*2/3/95	W 118-106
2/14/95	L 92-111
*3/17/95	W 107-97
4/21/95	L 86-110
11/16/95	L 80-89
*1/27/96	W 102-79
*2/21/96	L 97-99
4/12/96	W 111-101
*11/23/96	L 73-76
12/18/96	W 102-95 OT
2/4/97	L 87-111
*2/23/97	L 90-99
12/20/97	W 95-92
*12/26/97	W 107-81
*2/10/98	W 85-66
2/20/98	L 91-93
2/26/99	L 100-103 OT
*4/14/99	W 83-80
*4/27/99	L 87-88
*11/11/99	W 116-101
1/15/00	W 96-89
2/5/00	L 102-107

DATE	IND-ORL
*12/25/00	W 103-93
1/30/01	L 86-93
*3/21/01	W 96-95
3/25/01	L 82-84
*11/2/01	W 117-107
12/26/01	W 89-82
*3/5/02	W 111-98
3/29/02	L 106-114
*11/22/02	W 106-70
1/10/03	W 101-97 OT
*4/11/03	L 86-98
11/24/03	W 89-78
*12/17/03	L 90-94
*1/6/04	W 114-107
3/26/04	W 107-92
*11/20/04	L 83-86
*1/15/05	L 84-85
2/22/05	W 108-84
4/18/05	L 88-92
11/2/05	W 90-78
*3/13/06	W 97-83
*4/19/06	W 89-83
*11/10/06	W 93-83
11/22/06	L 91-96
*12/6/06	W 94-80
3/30/07	L 87-95
12/7/07	W 115-109
*2/2/08	L 115-121
3/15/08	L 111-122
*11/21/08	L 98-100 OT
11/29/08	L 96-110
1/27/09	L 111-135
*2/6/09	W 107-102
12/14/09	L 98-106
*1/5/10	W 97-90
1/20/10	L 98-109
*4/12/10	L 98-118
*11/20/10	L 86-90
*1/26/11	L 96-111
4/13/11	L 74-92

DATE	IND-ORL
*1/24/12	L 83-102
1/29/12	W 106-85
*2/4/12	L 81-85
3/11/12	L 94-107
1/16/13	L 86-97
3/8/13	W 115-86
*3/19/13	W 95-73
*10/29/13	W 97-87
*2/3/14	W 98-79
2/9/14	L 92-93
4/16/14	W 101-86
*11/28/14	W 98-83
1/25/15	W 106-99
*3/10/15	W 118-86
*11/9/15	W 97-84
1/6/16	W 95-86
2/21/16	W 105-102
*3/31/16	L 94-114

PLAYOFFS

4/28/94	W 89-88
4/30/94	W 103-101
*5/2/94	W 99-86
5/23/95	L 101-105
5/25/95	L 114-119
*5/27/95	W 105-100
*5/29/95	W 94-93
5/31/95	L 106-108
*6/2/95	W 123-96
6/4/95	L 81-105
*4/28/12	L 77-81
*4/30/12	W 93-78
5/2/12	W 97-74
5/5/12	W 101-99 OT
*5/8/12	W 105-87

* AT INDIANAPOLIS
OT OVERTIME

SERIES RECORD

OVERALL

Indiana 53 wins
Orlando 46 wins

AT INDIANA

Indiana 32 wins
Orlando 18 wins

AT ORLANDO

Indiana 21 wins
Orlando 28 wins

PLAYOFFS

Indiana 10 wins
Orlando 5 wins

SERIES HIGHS

POINTS

Pacers: 38, Reggie Miller, 4/6/90
Reggie Miller, 4/2/94
Jermaine O'Neal, 1/15/05
Magic: 49, Shaquille O'Neal, 12/9/93

REBOUNDS

Pacers: 23, Detlef Schrempf, 2/11/92
Magic: 23, Dwight Howard, 12/14/09

ASSISTS

Pacers: 15, Haywoode Workman, 4/2/94
Magic: 17, Sam Vincent, 1/30/90

LARGEST WIN MARGINS

PACERS' LARGEST WIN VS. MAGIC

36 106-70, at Conseco Fieldhouse,
11/22/02

MAGIC'S LARGEST WIN VS. PACERS

24 110-86, at Orlando Arena, 4/21/95
111-87, at Orlando Arena, 2/4/97
135-111, at Amway Arena, 1/27/09



PHILADELPHIA 76ERS



BRETT BROWN

COACHING STAFF

HEAD COACH

Brett Brown

COLLEGE

Boston University

PRO COACHING RECORD

w/Philadelphia: Entering 4th season,
47-199 (.226)

Overall: Same

ASSISTANT COACHES

Lloyd Pierce

Billy Lange

Eugene Burroughs

Will Weaver

HEAD ATHLETIC TRAINER

Kevin N. Johnson

TEAM DIRECTORY

ADDRESS

3 Crescent Drive, Suite 300
Philadelphia, PA 19112
(215) 339-7666
Fax: (215) 339-7632
www.sixers.com

MANAGING GENERAL PARTNER

Joshua Harris

CO-MANAGING GENERAL PARTNER

David Blitzer

CHIEF EXECUTIVE OFFICER

Scott O'Neil

PRESIDENT OF BASKETBALL OPERATIONS

Bryan Colangelo

DIRECTOR OF PUBLIC RELATIONS

Michael Preston

TEAM COLORS

Red, White and Blue

HOME COURT

Wells Fargo Center
(20,318; opened 1996)

FRANCHISE HISTORY

Syracuse Nationals, 1949-63
Philadelphia 76ers, 1963-64
to Present

RADIO

The Fanatic (97.5 FM)
Tom McGinnis

TELEVISION

Comcast SportsNet,
The Comcast Network
Marc Zumoff, Alaa Abdelnaby
and Molly Sullivan

2015-16 RECAP

RECORD: 10-72

ATLANTIC DIVISION: 2-14

EASTERN CONFERENCE: 3-49

HOME: 7-34

ROAD: 3-38

FINISH: 5th in division; 15th in conference

PLAYOFFS: Did not qualify

2016-17 VS. PACERS

11/9	at Bankers Life Fieldhouse.....	7:00 p.m.	3/26	at Bankers Life Fieldhouse.....	6:00 p.m.
11/11	at Wells Fargo Center.....	7:00 p.m.	4/10	at Wells Fargo Center.....	7:00 p.m.

PACERS CAREER STATISTICS VS. PHILADELPHIA

NAME	GP	MIN	3-POINT			FTM-FTA	PCT	OR	DR	TR	AVG	AST	PF-DD	STL	TO	BKS	PTS	AVG	
			FGM-FGA	PCT	PCT														
ALLEN (IND)	8	118	15-30	.500	0-0	---	6-8	.750	7	20	27	3.4	7	15-0	5	4	7	36	4.5
BROOKS	15	266	51-133	.383	16-51	.314	24-30	.800	8	17	25	1.7	31	31-0	7	16	1	142	9.5
CHRISTMAS	HAS NOT PLAYED																		
ELLIS (IND)	4	122	19-43	.442	4-12	.333	8-9	.889	1	11	12	3.0	25	8-0	8	12	2	50	12.5
ELLIS (TOT)	21	757	150-328	.457	21-67	.313	67-85	.788	9	58	67	3.2	118	53-0	36	70	9	388	18.5
EVANS	9	77	11-19	.579	1-1	1.000	2-4	.500	5	14	19	2.1	2	5-0	2	2	6	25	2.8
GEORGE	17	529	83-201	.413	36-77	.468	60-74	.811	14	88	102	6.0	58	35-0	30	36	6	262	15.4
JEFFERSON	30	830	192-400	.480	0-0	.000	78-105	.743	67	195	262	8.7	44	79-1	16	31	41	462	15.4
MILES (IND)	7	160	33-74	.446	17-42	.405	10-11	.909	1	11	12	1.7	10	14-0	8	4	1	93	13.3
MILES (TOT)	22	487	95-218	.436	48-109	.440	31-41	.756	11	46	57	2.6	29	44-0	19	24	5	269	12.2
ROBINSON (IND)	1	21	3-5	.600	1-1	1.00	2-3	.667	0	3	3	1.5	0	0-0	2	1	0	9	9.0
ROBINSON (TOT)	1	21	3-5	.600	1-1	1.000	2-3	.667	0	3	3	3.0	0	0-0	2	1	0	9	9.0
SERAPHIN	18	293	57-106	.538	0-1	.000	12-16	.750	22	53	75	4.2	15	40-0	2	23	17	126	7.0
STUCKEY (IND)	6	150	32-65	.492	9-17	.529	24-31	.774	2	20	22	3.7	21	15-0	9	10	1	97	16.2
STUCKEY (TOT)	26	691	120-277	.433	18-51	.353	113-130	.869	16	64	80	3.1	99	60-0	28	50	1	371	14.3
TEAGUE	22	549	85-191	.445	21-54	.389	59-69	.855	5	31	36	1.6	109	39-0	26	43	5	250	11.4
TURNER	2	53	9-16	.563	0-2	.000	0-0	---	2	14	16	8.0	3	5-0	2	4	4	18	9.0
YOUNG, J.	1	21	1-8	.125	0-2	.000	2-2	1.000	0	1	1	1.0	3	0-0	2	2	0	4	4.0
YOUNG, T.	7	254	47-98	.480	2-5	.400	26-37	.703	15	53	68	9.7	14	18-1	11	20	6	122	17.4

PHILADELPHIA 76ERS

SERIES SCORES

DATE	IND-PHI
11/17/76	W 123-117
*12/18/76	L 93-97
*2/1/77	W 110-109
2/11/77	L 109-118
*12/10/77	W 114-108 OT
2/3/78	L 104-116
*2/14/78	L 116-119
4/7/78	W 127-118
12/27/78	L 110-122
*1/5/79	W 123-96
3/16/79	L 106-114
*4/6/79	W 136-118
10/24/79	L 110-132
*11/3/79	L 114-120 OT
11/26/79	L 112-113
*2/5/80	L 108-109
3/5/80	L 113-120
*3/14/80	W 104-94
*11/13/80	L 103-130
11/21/80	L 88-97
*12/16/80	L 107-109
1/21/81	L 104-118
*3/10/81	L 102-103
3/18/81	L 95-107
11/4/81	L 99-107
*11/21/81	L 112-124 OT
*1/22/82	L 105-112
2/10/82	L 96-102
3/19/82	L 95-112
*4/13/82	L 89-93
11/12/82	W 117-108
*11/24/82	L 106-121
1/15/83	L 105-114
*3/15/83	L 128-132
4/8/83	L 118-126 OT
*10/29/83	L 112-124 OT
*11/29/83	L 96-98
2/1/84	L 103-111
*3/13/84	L 106-121
4/6/84	L 106-112
11/7/84	L 113-134
*11/21/84	L 107-112
11/28/84	L 101-122
*2/12/85	L 116-124
*4/6/85	W 121-117
4/12/85	L 105-111
11/6/85	L 97-105
*11/29/85	L 100-110
*12/17/85	L 96-102
3/9/86	L 102-120
*3/11/86	L 91-101
4/11/86	L 122-130
10/31/86	L 104-108
*11/4/86	W 125-121 OT
12/10/86	L 112-122
*1/13/87	L 94-101
*2/3/87	L 94-99
4/17/87	W 115-111
11/6/87	L 95-108
1/29/88	L 89-94
*2/4/88	W 109-95
*3/6/88	L 100-105
3/18/88	L 109-129
*4/16/88	W 126-92
11/26/88	L 114-122
*12/3/88	L 100-107
*2/14/89	L 108-113
2/15/89	L 98-113

DATE	IND-PHI
*11/25/89	L 103-111
1/8/90	L 116-120
*1/31/90	L 108-112
4/18/90	L 113-124
*11/13/90	L 100-108
11/28/90	L 106-116
1/23/91	W 110-109
*4/3/91	L 104-107
*12/26/91	L 110-113
1/29/92	W 115-90
3/11/92	L 93-111
*3/22/92	W 108-100
10/24/91	W 120-114
12/21/92	L 101-113
*1/12/93	W 112-93
1/27/93	W 127-125 OT
*11/24/93	L 97-108
1/14/94	L 102-104 OT
4/13/94	W 115-87
*4/22/94	W 133-88
12/9/94	W 94-88
*1/28/95	W 106-103 OT
3/25/95	W 84-75
*4/19/95	W 103-91
*12/5/95	W 108-91
2/7/96	L 101-102
*2/23/96	W 102-95
4/3/96	W 102-87
11/20/96	W 103-92
*1/19/97	W 111-107
4/4/97	W 114-103
*11/30/97	W 101-89
1/28/98	W 93-90 OT
*2/19/98	W 82-77
2/22/98	W 97-92
*2/18/99	W 99-95
3/17/99	L 110-114
4/16/99	L 83-93
1/22/00	L 97-103
*2/7/00	W 109-84
*3/26/00	L 101-111
4/17/00	W 92-90
*1/28/01	L 81-86
4/1/01	L 93-104
*4/17/01	L 105-111 OT
11/6/01	W 87-77
*2/17/02	W 86-76
3/8/02	L 100-109
*4/17/02	W 103-80
*12/15/02	W 107-97
1/6/03	W 105-104 OT
3/12/03	L 93-96
*3/26/03	L 85-91
11/9/03	W 85-74
*11/28/03	W 90-77
*2/28/04	W 81-74
4/12/04	W 107-93
11/12/04	L 104-106 OT
*12/22/04	L 90-102
1/31/05	L 88-89
*4/15/05	L 86-90
*11/5/05	L 109-111
3/5/06	W 94-93
*3/26/06	W 92-79
*11/7/06	W 97-86
12/20/06	W 101-93
*3/10/07	L 96-100
4/10/07	L 86-90

DATE	IND-PHI
*12/19/07	W 102-85
1/21/08	W 110-103
4/11/08	W 85-76
*11/14/08	L 92-94
12/20/08	W 95-94
2/5/09	L 94-99
*2/17/09	W 100-91
*1/23/10	L 97-107
1/25/10	W 109-98
*3/9/10	W 107-96
*10/30/10	W 99-86
11/3/10	L 75-101
1/11/11	W 111-103
*3/8/11	L 100-110
1/9/12	L 86-96
*3/14/12	W 111-94
4/17/12	W 102-97
*4/21/12	L 106-109 OT
*12/14/12	W 95-85
2/6/13	W 88-69
3/16/13	L 91-98
*4/17/13	L 95-105
*11/23/13	W 106-98
3/14/14	W 101-94
*3/17/14	W 99-90
*10/29/14	W 103-91
1/10/15	L 92-93
2/20/15	W 106-95
*3/1/15	W 94-74
11/18/15	W 112-85
*3/21/16	W 91-75
4/2/16	W 115-102
3/31/81	L 108-124
*4/2/81	L 85-96
*5/17/99	W 94-90
*5/19/99	W 85-82
5/21/99	W 97-86
5/23/99	W 89-86
*5/6/00	W 108-91
*5/8/00	W 103-97
5/10/00	W 97-89
5/13/00	L 90-92
*5/15/00	L 86-107
5/19/00	W 106-90
4/21/01	W 79-78
4/24/01	L 98-116
*4/28/01	L 87-92
*5/2/01	L 85-88

* AT INDIANAPOLIS
OT OVERTIME

SERIES RECORD

OVERALL

Indiana 73 wins
Philadelphia 95 wins

AT INDIANA

Indiana 40 wins
Philadelphia 44 wins

AT PHILADELPHIA

Indiana 33 wins
Philadelphia 51 wins

PLAYOFFS

Indiana 9 wins
Philadelphia 7 wins

SERIES HIGHS

POINTS

Pacers: 44, John Long, 2 OT, 11/4/86
76ers: 43, Allen Iverson, 4/15/05

REBOUNDS

Pacers: 19, Clark Kellogg, OT, 4/8/83
76ers: 24, Moses Malone, OT, 4/8/83

ASSISTS

Pacers: 15, Vern Fleming, 2/15/89
76ers: 15, Maurice Cheeks, 4/11/86
Maurice Cheeks, 11/26/88
Eric Snow, 2/7/00

LARGEST WIN MARGINS

PACERS' LARGEST WIN VS. 76ERS

45 133-88, at Market Square Arena,
4/22/94

76ERS' LARGEST WIN VS. PACERS

27 130-103, at Market Square Arena,
11/13/80



PHOENIX SUNS

COACHING STAFF



EARL WATSON

HEAD COACH

Earl Watson

COLLEGE

UCLA

PRO COACHING RECORD

w/Phoenix: Entering 2nd season,
9-24 (.273)

Overall: Same

ASSOCIATE HEAD COACH

Jay Triano

ASSISTANT COACHES

Nate Bjorkgren
Tyrone Corbin
Marlon Garnett

VICE PRESIDENT, ATHLETE CARE/

HEAD ATHLETIC TRAINER

Aaron Nelson

TEAM DIRECTORY

ADDRESS

201 E. Jefferson Street
Phoenix, AZ 85004
(602) 379-7900
Fax: (602) 379-7908
www.suns.com

MANAGING PARTNER

Robert Sarver

GENERAL MANAGER

Ryan McDonough

VICE PRESIDENT, BASKETBALL

COMMUNICATIONS

Julie Fie

SENIOR MANAGER, BASKETBALL

COMMUNICATIONS

Cole Mickelson

MANAGER, BASKETBALL

COMMUNICATIONS

DC Headley

ASSISTANT TO VICE PRESIDENT/

BASKETBALL COMMUNICATIONS

Lori Cook

TEAM COLORS

Purple, Orange, Black, Gray
and Yellow

HOME COURT

US Airways Center
(18,422; opened 1992)

FRANCHISE HISTORY

Phoenix Suns, 1968-69 to present

RADIO

ARIZONA SPORTS 98.7 FM
Al McCoy and Tim Kempton

SPANISH RADIO

KSUN (1400 AM)
Arturo Ochoa, Jorge Moreno,
Enrique Cortez

TELEVISION

FOX Sports Arizona
Steve Albert, Eddie Johnson,
Ann Meyers Drysdale and
Kevin Ray

2015-16 RECAP

RECORD: 23-59

PACIFIC DIVISION: 6-10

WESTERN CONFERENCE: 17-35

HOME: 14-27

ROAD: 9-32

FINISH: 4th in division; 14th in conference

PLAYOFFS: Did not qualify

2016-17 VS. PACERS

11/18 at Bankers Life Fieldhouse 7:00 p.m. 12/7 at US Airways Center 9:00 p.m.

PACERS CAREER STATISTICS VS. PHOENIX

NAME	GP	MIN	FGM-FGA	PCT	3-POINT		FTM-FTA	PCT	OR	DR	TR	AVG	AST	PF-DQ	STL	TO	BKS	PTS	AVG
					FGM-FGA	PCT													
ALLEN (IND)	4	76	11-20	.550	0-0	---	0-0	---	7	16	23	5.8	2	5-0	3	6	2	22	5.5
ALLEN (TOT)	8	167	22-46	.478	0-2	.000	1-1	1.000	15	36	51	6.4	8	16-0	4	7	5	45	5.6
BROOKS	16	441	92-194	.474	39-77	.506	28-33	.848	11	25	36	2.3	63	46-0	10	39	4	251	15.7
CHRISTMAS	HAS NOT PLAYED																		
ELLIS (IND)	2	65	13-33	.394	1-6	.167	7-8	.875	0	3	3	1.5	10	2-0	6	5	0	34	17.0
ELLIS (TOT)	36	1289	282-641	.440	26-90	.289	125-158	.791	29	114	143	4.0	159	83-0	58	110	8	715	19.9
EVANS	8	100	19-27	.704	0-0	.000	6-11	.545	9	18	27	3.4	3	16-0	5	6	3	44	5.5
GEORGE	8	261	45-101	.446	8-40	.200	42-52	.808	7	42	49	6.1	22	25-0	12	24	5	140	17.5
JEFFERSON	29	926	239-501	.477	0-0	.000	93-131	.710	92	208	300	10.3	43	83-1	28	31	36	571	19.7
MILES (IND)	3	80	15-33	.455	6-16	.375	9-13	.692	1	14	15	5.0	2	8-0	6	3	2	45	15.0
MILES (TOT)	26	569	96-227	.423	25-88	.284	35-46	.761	14	66	80	3.1	32	60-0	19	28	9	252	9.7
ROBINSON (IND)	2	37	4-8	.50	1-1	1.0	3-4	.75	2	3	5	2.5	2	3-0	1	2	1	12	6.0
ROBINSON (TOT)	3	39	4-8	.500	1-1	1.000	3-4	.750	2	3	5	1.7	3	4-0	1	2	1	12	4.0
SERAPHIN	9	137	26-47	.553	0-0	.000	8-12	.667	11	14	25	2.8	5	18-0	0	6	10	60	6.7
STUCKEY (IND)	3	44	7-21	.333	2-5	.400	7-8	.875	2	7	9	3.0	1	3-0	0	4	0	23	7.7
STUCKEY (TOT)	15	376	55-158	.348	6-20	.300	46-52	.885	16	36	52	3.5	42	27-0	9	26	6	162	10.8
TEAGUE	12	303	60-136	.441	10-35	.286	19-22	.864	2	23	25	2.1	48	29-0	16	29	4	149	12.4
TURNER	2	34	9-13	.692	0-0	---	1-1	1.000	1	3	4	2.0	0	5-0	0	1	4	19	9.5
YOUNG, J.	2	21	5-11	.455	1-2	.500	2-3	.667	0	3	3	1.5	7	2-0	3	2	0	13	6.5
YOUNG, T.	18	561	119-233	.511	11-24	.458	37-51	.725	38	68	106	5.9	37	39-0	31	20	7	286	15.9

PHOENIX SUNS

SERIES SCORES

DATE	IND-PHO
11/11/76	L 98-108
*11/30/76	W 103-97
1/21/77	L 96-125
*2/16/77	W 111-93
11/13/77	L 107-116
*11/25/77	L 110-118
2/18/78	L 101-114
*3/21/78	W 119-115
*11/22/78	L 110-115
1/13/79	W 102-99
2/28/79	L 102-103
*3/11/79	W 112-111
11/14/79	L 100-104
*2/24/80	L 105-113
11/4/80	L 108-109
*12/10/80	W 102-90
11/12/81	L 93-95
*1/5/82	W 87-82
*1/7/83	L 101-108
1/21/83	W 118-117
*1/6/84	W 104-88
3/9/84	L 110-130
2/7/85	L 97-105
*2/17/85	L 97-115
*11/9/85	W 127-105
1/11/86	L 99-128
*1/24/87	L 103-104
2/11/87	W 121-105
*1/24/88	W 128-109
2/12/88	W 107-102

DATE	IND-PHO
11/16/88	L 104-123
*3/10/89	W 121-116
12/20/89	W 131-130 OT
*3/9/90	L 130-134
*12/5/90	W 126-121
3/18/91	L 103-111
11/5/91	W 111-105
*12/4/91	L 108-114
3/21/93	W 109-108
*4/4/93	L 100-110
12/20/93	L 94-102
*3/16/94	W 109-98
*1/26/95	L 86-92
3/10/95	W 112-97
*1/23/96	W 117-102
3/5/96	L 95-108
12/8/96	L 93-106
*1/3/97	W 117-104
12/7/97	W 99-97 OT
*1/6/98	L 80-81
1998-99 SEASON, DID NOT PLAY	
*1/25/00	W 93-87
3/2/00	L 87-118
1/11/01	L 85-93
*4/3/01	W 85-81
2/28/02	L 100-107 OT
*4/5/02	W 97-87

DATE	IND-PHO
12/6/02	L 96-102
*3/30/03	W 92-81
12/1/03	W 89-82
*1/28/04	W 101-79
1/9/05	L 89-124
*1/14/05	W 101-83
11/30/05	L 91-109
*3/30/06	L 104-114
*2/27/07	L 92-103
3/2/07	L 90-115
*12/4/07	L 117-121
1/9/08	L 122-129 OT
*11/5/08	L 103-113
1/7/09	W 113-110
*1/13/10	W 122-114
3/6/10	L 105-113
12/3/10	L 97-105
*2/27/11	L 108-110 OT
*3/23/12	L 111-113
*12/28/12	W 97-91
3/30/12	W 112-104
1/22/14	L 100-124
*1/30/14	L 94-102
11/22/14	L 83-106
*12/2/14	L 99-116
*1/12/16	W 116-97
1/19/16	W 97-94

* AT INDIANAPOLIS
OT OVERTIME

SERIES RECORD

OVERALL

Indiana 36 wins
Phoenix 47 wins

AT INDIANA

Indiana 23 wins
Phoenix 19 wins

AT PHOENIX

Indiana 13 wins
Phoenix 28 wins

SERIES HIGHS

POINTS

Pacers: 42, Chuck Person, 2/11/87
Suns: 49, Amare Stoudemire, 11/5/08

REBOUNDS

Pacers: 17, Dan Roundfield, 3/21/78
Dale Davis, 3/21/93
Suns: 19, Garfield Heard, 11/30/76

ASSISTS

Pacers: 15, Vern Fleming, 1/24/87
Suns: 17, Jeff Hornacek, 2/12/88
Steve Nash, 12/4/07
Steve Nash, 3/23/12

LARGEST WIN MARGINS

PACERS' LARGEST WIN VS. SUNS

22 127-105, at Market Square Arena,
11/9/85

101-79, at Conseco Fieldhouse,
1/28/04

SUNS' LARGEST WIN VS. PACERS

35 124-89, at America West Arena,
1/9/05



PORTLAND TRAIL BLAZERS

COACHING STAFF



TERRY STOTTS

HEAD COACH

Terry Stotts

COLLEGE

Oklahoma

PRO COACHING RECORD

w/Portland: Entering 5th season,
182-146 (.555)

Overall: Entering 9th season,
297-314 (.486)

ASSISTANT COACHES

John McCullough

Jim Moran

Dale Osbourne

Nate Tibbets

David Vanterpool

HEAD ATHLETIC TRAINER

Geoff Clark

TEAM DIRECTORY

ADDRESS

One Center Court, Suite 200
Portland, OR 97227
(503) 234-9291
www.trailblazers.com

OWNER

Paul Allen

PRESIDENT OF BASKETBALL OPERATIONS

Neil Olshey

PRESIDENT AND CEO

Chris McGowan

ASSISTANT GENERAL MANAGERS

Bill Branch

Steve Rosenberry

VICE PRESIDENT OF SPORTS COMMUNICATIONS

Jim Taylor

SPORTS COMMUNICATIONS DIRECTOR

Collin Romer

TEAM COLORS

Scarlet, Black and White

HOME COURT

Moda Center
(19,980; opened 1995)

FRANCHISE HISTORY

Portland Trail Blazers, 1970-71
to Present

RADIO

Fox Sports Radio 620 AM
Brian Wheeler and Antonio Harvey

TELEVISION

KGW-TV (Ch. 8)
Comcast SportsNet
Kevin Calabro, Lamar Hurd and
Brooke Olzendamp

2015-16 RECAP

RECORD: 44-38

NORTHWEST DIVISION: 11-5

WESTERN CONFERENCE: 29-23

HOME: 28-13

ROAD: 16-25

FINISH: 2nd in division; 5th in conference

PLAYOFFS: Defeated the Los Angeles Clippers, 4-2,
First Round; Lost to Golden State, 1-4,
Western Conference Semifinals

2016-17 VS. PACERS

11/30 at Moda Center.....10:00 p.m. 12/10 at Bankers Life Fieldhouse7:00 p.m.

PACERS CAREER STATISTICS VS. PORTLAND

NAME	GP	MIN	FGM-FGA	PCT	3-POINT			FTM-FTA	PCT	OR	DR	TR	AVG	AST	PF-DQ	STL	TO	BKS	PTS	AVG
					FGM-FGA	PCT														
ALLEN (IND)	3	50	7-11	.636	0-0	---		2-2	1.000	12	8	20	6.7	2	4-0	0	2	1	16	5.3
ALLEN (TOT)	7	120	16-35	.457	1-1	1.000		2-3	.667	21	21	42	6.0	5	11-0	1	4	4	35	5.0
BROOKS	23	528	97-215	.451	27-80	.338		34-40	.850	9	33	42	18	73	26-0	12	37	1	255	11.1
CHRISTMAS							HAS NOT PLAYED													
ELLIS (IND)	2	52	7-18	.389	1-3	.333		5-5	1.000	2	3	5	2.5	7	4-0	3	2	1	20	10.0
ELLIS (TOT)	32	1135	218-476	.458	27-75	.360		100-131	.763	25	93	118	3.7	149	77-1	64	81	16	563	17.6
EVANS	14	204	26-46	.565	0-1	.000		14-18	.778	24	29	53	3.8	11	20-0	11	3	10	66	4.7
GEORGE	9	275	53-139	.381	17-59	.288		27-30	.900	8	39	47	5.2	23	22-0	13	23	0	150	16.7
JEFFERSON	29	924	227-451	.503	0-1	.000		64-80	.800	77	171	248	8.6	64	63-0	23	38	39	518	17.9
MILES (IND)	2	52	11-22	.500	9-16	.563		1-2	.500	1	7	8	4.0	2	3-0	1	4	1	32	16.0
MILES (TOT)	21	429	70-165	.424	28-73	.384		17-22	.773	10	32	42	2.0	17	44-0	10	21	4	185	8.8
ROBINSON (IND)	2	15	2-5	.400	0-1	.000		0-1	.000	0	2	2	1.0	0	0-0	0	0	1	4	2.0
ROBINSON (TOT)	2	15	2-5	.400	0-1	.000		0-1	.000	0	2	2	1.0	0	0-0	0	0	1	4	2.0
SERAPHIN	8	148	26-57	.456	0-0	.000		7-8	.875	9	22	31	3.9	4	25-0	2	6	4	59	7.4
STUCKEY (IND)	4	118	20-52	.385	1-7	.143		12-16	.750	4	23	27	6.8	14	5-0	4	8	0	53	13.3
STUCKEY (TOT)	16	512	90-221	.407	9-38	.237		66-85	.776	13	52	65	4.1	60	30-0	10	37	4	255	15.9
TEAGUE	13	388	67-151	.444	5-27	.185		35-42	.833	2	28	30	2.3	62	14-0	18	24	6	174	13.4
TURNER	1	28	4-12	.333	0-0	---		0-0	---	3	5	8	8.0	0	3-0	1	0	1	8	8.0
TURNER, J.	2	7	1-5	.200	0-1	.000		0-0	---	0	1	1	0.5	1	0-0	0	1	0	2	1.0
YOUNG, T.	18	558	106-203	.522	8-22	.364		17-27	.630	28	63	91	5.1	35	38-0	26	29	6	237	13.2

PORTLAND TRAIL BLAZERS

SERIES SCORES

DATE	IND-POR
11/28/76	L 115-145
*12/1/76	L 100-101
*2/3/77	L 98-107
3/18/77	L 110-134
11/6/77	L 106-108
*11/16/77	W 111-104
*2/10/78	L 108-112
2/19/78	L 104-127
11/18/78	L 111-123
*12/6/78	W 115-109
1/9/79	W 112-104
*3/9/79	W 125-116
*11/7/79	W 97-90
1/8/80	W 122-118
*2/22/81	L 109-113 OT
3/3/81	L 112-117
1/12/82	L 93-105
*2/14/82	W 107-91
1/4/83	L 117-119
*3/9/83	L 97-101
*2/26/84	W 102-100
3/3/84	L 98-118
1/6/85	L 101-118
*1/23/85	L 104-136
*1/15/86	L 104-109
3/4/86	L 99-102
11/23/86	L 95-108
*11/30/86	L 101-118
11/22/87	L 110-120
*12/12/87	L 101-108

DATE	IND-POR
*12/7/88	W 129-120
3/5/89	W 121-118 OT
12/17/89	L 113-121
*2/25/90	W 117-112
*12/7/90	L 105-127
12/11/90	L 96-122
11/8/91	L 96-121
*12/7/91	L 112-115
*12/2/92	L 103-112
12/11/92	W 134-124 2OT
12/23/93	L 96-108
*3/1/94	W 106-94
11/27/94	L 89-99
*4/2/95	W 104-93
*2/27/96	W 101-87
3/10/96	L 108-113 2OT
*11/17/96	L 83-88
12/3/96	W 98-93 OT
12/10/97	L 85-93
*2/27/98	W 124-59
2/10/99	L 92-100
11/29/99	W 93-91
*3/9/00	W 127-119 OT
1/3/01	L 86-102
*1/25/01	L 82-92
*11/10/01	W 105-96
11/27/01	L 90-96
3/8/03	L 80-94
*3/17/03	L 88-95

DATE	IND-POR
12/3/03	L 95-97 OT
*3/17/04	W 80-71
*2/16/05	W 95-87
3/4/05	W 106-97
12/2/05	W 98-78
*2/8/06	W 101-69
11/28/06	W 105-97
*12/8/06	W 108-95
11/28/07	W 95-89
*2/9/08	W 101-93
3/4/09	L 105-107
*3/18/09	L 85-95
*12/9/09	L 91-102
3/3/10	L 79-102
1/22/11	L 92-97
*2/4/11	W 100-87
*3/13/12	W 92-75
*12/5/12	W 99-92
1/23/13	L 80-100
12/2/13	L 102-106
*2/7/14	W 118-113 OT
12/4/14	L 82-88
*12/13/14	L 85-95
12/3/15	L 111-123
*2/28/16	L 102-111

* AT INDIANAPOLIS
OT OVERTIME

SERIES RECORD

OVERALL

Indiana 33 wins
Portland 51 wins

AT INDIANA

Indiana 23 wins
Portland 19 wins

AT PORTLAND

Indiana 10 wins
Portland 32 wins

SERIES HIGHS

POINTS

Pacers: 43, Paul George, 12/2/13
Trail Blazers: 37, Terry Owens, 3/9/79
Clifford Robinson,
2 OT, 3/10/96

REBOUNDS

Pacers: 17, Dave Robisch, 11/6/77
Jeff Foster, 2/16/05
Jeff Foster, 11/28/07
Trail Blazers: 22, Maurice Lucas, 2/3/77
Buck Williams,
2 OT, 12/11/92

ASSISTS

Pacers: 16, Vern Fleming, 12/17/89
Trail Blazers: 14, Clyde Drexler, 11/30/86
Terry Porter, 11/22/87

LARGEST WIN MARGINS

PACERS' LARGEST WIN VS. TRAIL BLAZERS

65 124-59, at Market Square Arena,
2/27/98

TRAIL BLAZERS' LARGEST WIN VS. PACERS

32 136-104, at Market Square Arena,
1/23/85



SACRAMENTO KINGS

COACHING STAFF



DAVID JOERGERS

HEAD COACH

David Joergers

COLLEGE

Minnesota State-Moorhead

PRO COACHING RECORD

w/Sacramento: Entering 1st season

Overall: Entering 4th season
147-99 (.598)

ASSISTANT COACHES

Bryan Gates
Nancy Lieberman
Jason March
Bob Thornton
Duane Ticknor
Elston Turner

ATHLETIC TRAINERS

Pete Youngman
Manny Ramero

TEAM DIRECTORY

ADDRESS

One Sports Parkway
Sacramento, CA 95834
(916) 928-0000
www.kings.com

OWNER AND CHAIRMAN

Vivek Ranadive

VICE PRESIDENT OF BASKETBALL OPERATIONS AND GENERAL MANAGER

Vlade Divac

PRESIDENT

Chris Granger

CHIEF OPERATING OFFICER

Matina Kolokotronis

ASSISTANT GENERAL MANAGER

Ken Catanella

DIRECTOR, MEDIA RELATIONS

Chris Clark

MANAGER OF MEDIA RELATIONS

Rahsaan Gethers

TEAM COLORS

Black, Silver, White

HOME COURT

Golden 1 Center
(17,500; opened 2016)

FRANCHISE HISTORY

Rochester Royals, 1948-57
Cincinnati Royals, 1957-72
Kansas City-Omaha Royals,
1972-75
Kansas City Kings, 1975-85
Sacramento Kings,
1985-86 – Present

RADIO

1140 AM THE FAN (KHTK)
Gary Gerould

TELEVISION

Comcast SportsNet
Grant Napear, Jerry Reynolds
and Kayte Christensen

2015-16 RECAP

RECORD: 33-49

PACIFIC DIVISION: 8-8

WESTERN CONFERENCE: 19-33

HOME: 18-23

ROAD: 15-26

FINISH: 3rd in division, 10th in conference

PLAYOFFS: Did not qualify

2016-17 VS. PACERS

1/18 at Golden 1 Center..... 10:30 p.m. 1/27 at Bankers Life Fieldhouse 7:00 p.m.

PACERS CAREER STATISTICS VS. SACRAMENTO

NAME	GP	MIN	FGM-FGA	PCT	3-POINT		FTM-FTA	PCT	OR	DR	TR	AVG	AST	PF-DQ	STL	TO	BKS	PTS	AVG
					FGM-FGA	PCT													
ALLEN (IND)	3	53	9-14	.643	0-0	---	2-3	.667	7	8	15	5.0	1	9-0	1	3	4	20	6.7
ALLEN (TOT)	7	122	27-40	.675	0-1	.000	5-9	.556	13	23	36	5.1	6	17-1	3	4	5	59	8.4
BROOKS	20	391	54-154	.351	20-65	.308	16-25	.640	9	20	29	1.5	58	27-0	11	35	4	144	7.2
CHRISTMAS																			
HAS NOT PLAYED																			
ELLIS (IND)	2	72	15-23	.652	5-8	.625	2-5	.400	1	3	4	2.0	13	4-0	4	3	0	37	18.5
ELLIS (TOT)	30	1025	217-476	.456	26-82	.317	116-148	.784	20	81	101	3.4	161	70-0	47	80	12	576	19.2
EVANS	11	111	19-35	.543	0-0	.000	17-25	.680	15	17	32	2.9	5	14-1	5	2	6	55	5.0
GEORGE	8	289	54-126	.429	16-52	.308	31-41	.756	7	53	60	7.5	24	21-0	15	23	10	155	19.4
JEFFERSON	32	1026	249-491	.507	0-3	.000	68-101	.673	65	205	270	8.4	56	92-1	24	48	44	566	17.7
MILES (IND)	4	96	15-47	.319	5-24	.208	8-10	.800	2	8	10	2.5	7	7-0	4	1	3	43	10.8
MILES (TOT)	25	489	84-213	.394	23-81	.284	37-42	.881	13	41	54	2.2	25	53-0	19	17	8	228	9.1
ROBINSON (IND)	1	10	0-1	.000	0-0	.000	0-0	.000	0	3	3	0.0	0	0-0	0	1	0	0	0.0
ROBINSON (TOT)	1	10	0-1	.000	0-0	---	0-0	---	0	3	3	0.0	0	0-0	0	1	0	0	0.0
SERAPHIN	8	158	32-60	.533	0-0	.000	2-8	.250	15	25	40	5.0	1	22-0	2	11	6	66	8.3
STUCKEY (IND)	3	66	6-23	.261	2-6	.333	6-8	.750	0	9	9	3.0	5	6-0	4	7	0	20	6.7
STUCKEY (TOT)	14	438	81-177	.458	10-25	.400	67-76	.882	9	37	46	3.3	56	33-0	16	31	3	239	17.1
TEAGUE	11	256	49-99	.495	9-24	.375	27-37	.730	2	28	30	2.7	74	15-0	12	30	8	134	12.2
TURNER	1	32	5-13	.385	0-1	.000	1-2	.500	0	6	6	6.0	0	5-0	1	0	5	11	11.0
YOUNG, J.	1	19	1-8	.125	0-2	.000	0-0	---	0	1	1	1.0	2	2-0	2	1	0	2	2.0
YOUNG, T.	18	471	95-195	.487	3-16	.188	32-44	.727	29	75	104	5.8	31	30-0	26	18	7	225	12.5

SACRAMENTO KINGS

SERIES SCORES

DATE	IND-SAC
*10/30/76 W 112-102	
11/5/76 L 103-112	
*3/13/77 L 98-103	
**4/5/77 W 87-82	
*10/22/77 W 106-101	
12/18/77 L 114-115	
*1/13/78 W 108-106	
3/6/78 L 88-98	
*11/3/78 W 115-108	
1/6/79 L 99-120	
***3/31/79 L 101-126	
*4/8/79 L 101-107	
12/16/79 L 105-107	
*1/19/80 W 108-103	
*12/6/80 W 107-88	
12/20/80 W 107-103	
*11/19/81 W 102-99	
3/3/82 L 82-120	
*1/29/83 W 133-122	
3/4/83 L 103-120	
12/10/83 L 103-119	
*3/15/84 L 107-108	
*11/23/84 L 105-122	
12/29/84 W 123-115	
*1/8/86 L 87-88	
2/28/86 L 100-121	
11/20/86 L 83-92	
*2/22/87 W 103-101	
11/17/87 W 126-111	
*2/21/88 W 130-112	
11/19/88 L 96-107	
*12/9/88 W 112-105	

DATE	IND-SAC
11/18/89 L 102-107	
*3/29/90 W 111-101	
*2/17/91 W 113-110	
3/14/91 W 107-103	
11/6/91 L 102-112	
*2/19/92 W 129-115	
12/10/92 W 106-99	
*2/17/93 W 125-99	
11/29/93 W 105-103	
*12/7/93 W 105-87	
3/9/95 W 109-94	
*3/24/95 W 103-96	
*11/10/95 L 95-119	
11/30/95 L 95-110	
*11/28/96 W 101-83	
1/14/97 L 98-105 OT	
*1/16/98 W 117-92	
2/3/98 W 115-93	
1998-99 SEASON, DID NOT PLAY	
1/9/00 L 113-116	
*2/4/00 W 104-94	
1/5/01 W 93-91 OT	
*3/18/01 W 101-95	
*11/7/01 W 116-104	
3/3/02 W 97-86	
3/9/03 L 88-107	
*4/1/03 L 98-103	
12/7/03 L 88-91	
*3/19/04 L 92-94	
12/3/04 L 87-113	
*12/11/04 L 92-97 OT	

DATE	IND-SAC
1/8/06 W 108-83	
*3/17/06 W 98-93	
*2/25/07 L 93-110	
3/6/07 L 98-102	
1/12/08 W 111-105	
*1/19/08 L 104-110	
*1/3/09 W 122-117	
3/3/09 W 117-109	
12/2/09 L 105-110	
*3/30/10 W 102-95	
11/30/10 W 107-98	
*3/25/11 L 93-110	
1/18/12 L 88-92	
*11/3/12 W 106-98 2OT	
11/30/12 W 97-92	
*1/14/14 W 116-92	
1/24/14 W 116-111 OT	
12/5/14 L 101-102 OT	
*1/31/15 L 94-99	
*12/23/15 L 106-108	
1/23/16 L 97-108	
* AT INDIANAPOLIS	
** AT OMAHA, NEB.	
*** AT ST. LOUIS, MO.	
OT OVERTIME	

SERIES RECORD

OVERALL

Indiana 44 wins
Sacramento 39 wins

AT INDIANA

Indiana 27 wins
Sacramento 14 wins

AT SACRAMENTO

Indiana 14 wins
Sacramento 16 wins

AT KANSAS CITY

Indiana 2 wins
Sacramento 8 wins

AT OMAHA

Indiana 1 win
Sacramento 0 wins

AT ST. LOUIS

Indiana 0 wins
Sacramento 1 win

SERIES HIGHS

POINTS

Pacers: 41, Chuck Person, 2/19/92
Kings: 51, Chris Webber, OT, 1/5/01

REBOUNDS

Pacers: 22, Mickey Johnson, 1/19/80
Kings: 26, Chris Webber, OT, 1/5/01

ASSISTS

Pacers: 14, Mark Jackson, 2/4/00
Kings: 17, Rajon Rondo, 12/23/15

LARGEST WIN MARGINS

PACERS' LARGEST WIN VS. KINGS

26 125-99, at Market Square Arena, 2/17/93

KINGS' LARGEST WIN VS. PACERS

38 120-82, at Kemper Arena, 3/3/82



SAN ANTONIO SPURS

COACHING STAFF



GREGG POPOVICH

HEAD COACH
Gregg Popovich

COLLEGE
Air Force

PRO COACHING RECORD
w/San Antonio: Entering 21st season,
1,089-485 (.692)
Overall: Same

ASSISTANT COACHES

James Borrego
Chip Engelland
Will Hardy
Becky Hammon
Ettore Messina
Ime Udoka

HEAD ATHLETIC TRAINER
Will Sevensing

TEAM DIRECTORY

ADDRESS

One AT&T Center
San Antonio, TX 78219
(210) 444-5500
www.spurs.com

CHAIRMAN AND CEO

Julianna Hawn Holt

PRESIDENT OF BUSINESS OPERATIONS

Rick Pych

PRESIDENT OF BASKETBALL OPERATIONS/HEAD COACH

Gregg Popovich

PRESIDENT OF SPORTS FRANCHISES/GENERAL MANAGER

R.C. Buford

VICE PRESIDENT OF BASKETBALL OPERATIONS

Monty Williams

ASSISTANT GENERAL MANAGER

Brian Wright

SENIOR DIRECTOR OF BASKETBALL COMMUNICATIONS

Tom James

BASKETBALL COMMUNICATIONS MANAGER

Kris Davis

BASKETBALL COMMUNICATIONS COORDINATOR

Jordan Howenstine

TEAM COLORS

Silver and Black

HOME COURT

AT&T Center
(18,581; opened 2002)

FRANCHISE HISTORY

Dallas Chaparrals (ABA), 1967-70 and 1971-73
Texas Chaparrals (ABA), 1970-71
San Antonio Spurs (ABA), 1973-76
San Antonio Spurs (NBA), 1976-77 to Present

RADIO

WOAI (1200 AM)
Bill Schoenig

SPANISH RADIO

KCOR (1350 AM)
Paul Castro

TELEVISION

KENS-TV
KMYS
FOX Sports Southwest
Bill Land, Sean Elliott and Andrew Monaco

2015-16 RECAP

RECORD: 67-15

SOUTHWEST DIVISION: 12-4

WESTERN CONFERENCE: 43-9

HOME: 40-1

ROAD: 27-14

FINISH: 1st in division; 2nd in conference

PLAYOFFS: Defeated Memphis, 4-0, First Round;
Lost to Oklahoma City, 2-4, Western Conference Semifinals

2016-17 VS. PACERS

2/13 at Bankers Life Fieldhouse 8:00 p.m. 3/1 at AT&T Center 8:30 p.m.

PACERS CAREER STATISTICS VS. SAN ANTONIO

NAME	GP	MIN	FGM-FGA	PCT	3-POINT			FTM-FTA	PCT	OR	DR	TR	AVG	AST	PF-DD	STL	TO	BKS	PTS	AVG
					FGM-FGA	PCT														
ALLEN (IND)	3	56	8-16	.500	0-0	---		3-6	.500	4	14	18	6.0	3	6-0	0	2	2	19	6.3
ALLEN (TOT)	7	126	13-32	.406	0-0	---		3-7	.429	11	33	44	6.3	4	16-0	3	3	9	29	4.1
BROOKS	21	549	99-248	.399	28-77	.364		42-48	.875	9	36	45	2.1	65	53-0	15	40	5	268	12.8
CHRISTMAS							HAS NOT PLAYED													
ELLIS (IND)	2	66	11-23	.478	2-5	.400		8-8	1.000	1	3	4	2.0	9	5-0	1	3	3	32	16.0
ELLIS (TOT)	32	1121	266-581	.458	27-82	.329		97-119	.815	20	85	105	3.3	126	67-0	39	72	11	656	20.5
EVANS	12	130	20-32	.625	0-1	.000		2-3	.667	14	18	32	2.7	7	10-0	4	2	11	42	3.5
GEORGE	10	315	43-120	.358	13-34	.382		34-42	.810	6	38	44	4.4	32	22-0	13	32	6	141	14.1
JEFFERSON	31	1046	247-496	.498	0-3	.000		69-95	.726	71	191	262	8.5	47	104-1	26	40	44	563	18.2
LAWSON	1	5	0-1	.000	0-0	---		0-0	---	0	1	1	1.0	2	0-0	0	0	0	0	0.0
MILES (IND)	3	65	11-29	.379	3-16	.188		2-4	.500	0	5	5	1.7	2	8-0	3	3	2	27	9.0
MILES (TOT)	21	412	66-162	.407	19-59	.322		23-26	.885	13	36	49	2.3	30	52-1	16	19	6	174	8.3
ROBINSON (IND)	1	2	0-0	.000	0-0	.000		0-0	.000	0	0	0	0.0	0	0-0	0	0	0	0	0.0
ROBINSON (TOT)	4	20	3-7	.429	1-2	.500		4-4	1.000	1	2	3	0.8	1	1-0	2	0	0	11	2.8
SERAPHIN	10	136	27-56	.482	0-0	.000		11-14	.786	14	19	33	3.3	2	17-0	5	6	4	65	6.5
STUCKEY (IND)	4	116	25-51	.490	5-10	.500		13-15	.867	1	12	13	3.3	14	6-0	4	7	0	68	17.0
STUCKEY (TOT)	17	444	75-162	.463	10-18	.556		43-54	.796	10	34	44	2.6	60	33-0	14	25	0	203	11.9
TEAGUE	11	252	37-88	.420	4-14	.286		19-21	.905	4	17	21	1.9	39	15-0	12	26	1	97	8.8
TURNER	1	37	3-11	.273	0-1	.000		3-4	.750	1	9	10	10.0	1	3-0	0	1	2	9	9.0
YOUNG, J.	1	2	1-2	.500	0-0	---		0-0	---	0	0	0	0.0	0	0-0	0	0	0	2	2.0
YOUNG, T.	18	510	90-192	.469	5-20	.250		22-38	.579	22	60	82	4.6	28	30	14	24	9	207	11.5

SAN ANTONIO SPURS

SERIES SCORES

DATE	IND-SA
10/22/67	W 121-101
*11/1/67	W 126-103
11/13/67	W 119-118
*11/22/67	L 111-112
12/11/67	L 114-119
*12/28/67	L 125-127 OT
11/19/68	L 107-110
*11/27/68	L 100-106
1/15/69	L 120-127 OT
*2/15/69	L 116-121
2/21/69	L 116-120
*3/5/69	W 131-96
*12/4/69	L 103-112
*12/13/69	L 101-106
12/16/69	W 108-104
2/3/70	L 122-126
*3/8/70	W 131-114
3/31/70	L 119-145
*10/18/70	W 134-113
10/23/70	L 122-118
11/20/70	L 126-140
12/12/70	W 124-118
*12/19/70	L 117-131
*2/10/71	W 115-104
*1/15/71	L 118-119
2/24/71	W 117-113
3/6/71	W 124-112
*3/17/71	W 123-109
3/26/71	W 127-126 OT
*3/31/71	L 129-133
*10/23/71	L 93-105
10/31/71	L 108-125
12/14/71	W 107-98
*12/15/71	W 124-110
12/22/71	L 120-123 2OT
1/3/72	L 101-102
*1/7/72	L 101-104
*1/23/72	L 110-113 OT
2/19/72	L 102-115
2/26/72	W 115-113 OT
*3/5/72	W 110-99
*3/26/72	W 98-88
11/28/72	W 120-117 OT
*12/1/72	L 117-123
12/9/72	L 128-129
12/22/72	L 142-147 2OT
*12/30/72	W 109-101
1/11/73	W 107-106
*1/18/73	W 116-109
2/10/73	W 105-99
2/20/73	L 112-119
*3/4/73	W 121-118
*3/21/73	W 133-131 2OT
*10/13/73	W 116-99
10/20/73	L 66-92
11/14/73	L 90-95 OT
12/2/73	W 90-79
*12/15/73	L 81-92
*12/21/73	W 84-81
*1/26/74	L 89-90
2/14/74	L 83-88
*2/19/74	W 107-102
*3/6/74	W 92-82
3/27/74	L 80-98
*10/18/74	L 121-129 2OT
11/9/74	L 118-131
11/16/74	L 109-112
12/14/74	W 110-105
*12/18/74	W 128-122
12/31/74	L 105-140
1/21/75	L 91-110
*1/24/75	W 114-105
*2/2/75	L 100-119
*3/9/75	W 141-107
4/3/75	L 122-137

DATE	IND-SA
*12/10/75	W 122-104
12/23/75	W 111-106
*12/30/75	L 99-105
*1/9/76	L 117-121
1/10/76	W 125-122
1/29/76	L 112-136
2/3/76	L 112-118
2/13/76	L 107-128
*2/14/76	L 101-105
*3/2/76	W 107-97
*3/5/76	L 114-124
*3/12/76	W 132-115
3/16/76	W 115-95
3/21/76	W 114-109
*3/23/76	W 107-104
*4/2/76	L 108-118
4/7/76	L 75-96
*11/3/76	W 113-97
11/6/76	L 94-113
*12/15/76	W 116-102
1/16/77	L 115-122
12/27/77	W 96-89
*1/18/78	L 96-109
1/20/78	L 82-112
*3/29/78	L 91-106
11/21/78	W 108-103
*12/15/78	L 113-125
*1/28/79	W 123-110
3/25/79	W 121-113
10/27/79	L 121-128
12/19/79	L 123-127
*1/23/80	L 130-144
*2/9/80	W 131-127
3/21/80	L 109-116
*3/28/80	W 127-122
11/11/80	W 119-113
*2/20/81	W 109-106
1/23/82	W 107-98
*2/26/82	W 108-100
*1/27/83	L 138-143
3/19/83	L 118-138
12/16/83	L 92-120
*2/13/84	L 108-117
*11/16/84	W 128-117 OT
3/6/85	L 102-108
11/22/85	L 96-108
*12/11/85	W 114-101
*11/8/86	W 130-97
1/6/87	W 101-99
*11/25/87	W 133-102
1/14/88	W 112-108
*2/24/89	W 112-93
4/8/89	W 128-126 OT
2/8/90	W 105-100
*3/13/90	L 102-103
*1/2/91	W 121-109
2/7/91	L 108-118
*12/10/91	W 109-102
2/6/92	W 117-106
2/4/93	L 115-133
*3/2/93	W 109-95
*12/30/93	L 82-107
2/15/94	L 100-109
*1/22/95	W 98-93
3/7/95	W 117-100
1/5/96	W 105-92
*3/24/96	L 88-100
11/5/96	W 93-78
*3/8/97	L 98-102
12/23/97	L 79-91
*3/29/98	L 55-74
1998-99 SEASON, DID NOT PLAY	

DATE	IND-SA
11/16/99	L 87-90 OT
*12/7/99	W 83-77
10/31/00	L 85-98
*12/30/00	L 77-89
*11/23/01	L 79-97
1/4/02	W 92-82
*1/29/03	L 97-106
2/22/03	L 96-105
1/10/04	L 88-89 OT
*1/16/04	W 89-79
1/6/05	L 98-111
*3/23/05	W 100-93
12/27/05	L 88-99
*2/12/06	L 88-92
3/21/07	L 72-90
*4/1/07	W 100-99
*2/5/08	L 89-116
3/6/08	L 97-108
1/20/09	L 81-99
*4/3/09	L 121-126
12/19/09	L 99-100
*2/17/10	L 87-90
10/27/10	L 109-122
*1/7/11	L 87-90
3/31/12	L 103-112
11/5/12	L 79-101
*11/23/12	L 97-104
12/7/13	W 111-100
*3/31/14	L 77-103
11/26/14	L 100-106
*2/9/15	L 93-95
12/21/15	L 92-106
*3/7/16	W 99-91

PLAYOFFS

*3/30/74	L 109-113
*4/1/74	W 128-101
4/3/74	L 96-115
4/4/74	W 91-89
*4/6/74	W 105-100
4/10/74	L 86-102
*4/12/74	W 86-79
4/5/75	W 122-119 OT
4/7/75	W 98-93
*4/10/75	W 113-103 OT
*4/12/75	L 109-110
4/14/75	L 117-123
*4/16/75	W 115-100
* AT INDIANAPOLIS	
OT OVERTIME	

SERIES RECORD

NBA

Indiana 36 wins
San Antonio 51 wins

AT INDIANA (NBA ONLY)

Indiana 21 wins
San Antonio 22 wins

AT SAN ANTONIO (NBA ONLY)

Indiana 15 wins
San Antonio 29 wins

ABA

Indiana 43 wins
San Antonio 49 wins

PLAYOFFS (ABA ONLY)

Indiana 8 wins
San Antonio 5 wins

SERIES HIGHS

POINTS

Pacers: 52, Billy Knight, 11/11/80
Spurs: 55, George Gervin, 1/23/80

REBOUNDS

Pacers: 22, Dale Davis, 12/30/93
Spurs: 26, Tim Duncan, 2/17/10

ASSISTS

Pacers: 13, Mark Jackson, 1/5/96
Mark Jackson, 3/8/97
Spurs: 15, Mike Dunleavy, 1/27/83

LARGEST WIN MARGINS

NBA ONLY

PACERS' LARGEST WIN VS. SPURS

33 130-97, at Market Square Arena,
11/8/86

SPURS' LARGEST WIN VS. PACERS

30 112-82, at HemisFair Arena,
1/20/78



TORONTO RAPTORS



DWANE CASEY

COACHING STAFF

HEAD COACH

Dwane Casey

COLLEGE

Kentucky

PRO COACHING RECORD

w/Toronto: Entering 6th season,
210-184 (.533)

Overall: Entering 8th season,
263-253 (.510)

ASSISTANT COACHES

Rex Kalamian
Nick Nurse
Jama Mahlalela
Patrick Mutombo
Jim Sann

ASSISTANT COACH/ DIRECTOR OF SPORT SCIENCE

Alex McKechnie

HEAD ATHLETIC TRAINER

Scott McCullough

TEAM DIRECTORY

ADDRESS

50 Bay Street, Suite 500
Toronto, Ontario, M5J 2L2
(416) 815-5600
www.raptors.com

OWNER

Maple Leaf Sports &
Entertainment Ltd.

CHAIRMAN OF THE BOARD

Larry Tanenbaum

PRESIDENT AND GENERAL MANAGER

Masai Ujiri

DIRECTOR, MEDIA RELATIONS

Jim LaBumbard

MANAGER, MEDIA RELATIONS

Roven Yau

COORDINATOR, MEDIA RELATIONS

Phil Summers

TEAM COLORS

Red, Black, Silver

HOME COURT

Air Canada Centre
(19,800; opened 1999)

FRANCHISE HISTORY

Toronto Raptors, 1995 to Present

RADIO

Sportsnet RadioThe FAN
(AM 590)
TSN Radio 1050 Toronto
(AM 1010)
Paul Jones, Eric Smith, Jack
Armstrong and Sherman Hamilton

TELEVISION

TSN, TSN2, Sportsnet ONE
Matt Devlin, Leo Rautins, Jack
Armstrong and Sherman Hamilton

2015-16 RECAP

RECORD: 56-26

ATLANTIC DIVISION: 14-2

EASTERN CONFERENCE: 39-13

HOME: 32-9

ROAD: 24-17

FINISH: 1st in division; 2nd in conference

PLAYOFFS: Defeated Indiana, 4-3, First Round;
Defeated Miami, 4-3, Eastern Conference Semifinals;
Lost to Cleveland, 2-4, Eastern Conference Finals

2016-17 VS. PACERS

3/19 at Air Canada Centre6:00 p.m. 4/4 at Bankers Life Fieldhouse7:00 p.m.
3/31 at Air Canada Centre7:00 p.m.

PACERS CAREER STATISTICS VS. TORONTO

NAME	GP	MIN	3-POINT				FTM-FTA	PCT	OR	DR	TR	AVG	AST	PF-DQ	STL	TO	BKS	PTS	AVG
			FGM-FGA	PCT	FGM-FGA	PCT													
ALLEN (IND)	7	101	13-23	.565	0-0	---	7-8	.875	11	20	31	4.4	6	10-0	2	9	1	33	4.7
ALLEN (TOT)	16	263	30-61	.492	0-0	---	10-15	.667	20	45	65	4.1	15	20-0	5	14	10	70	4.4
BROOKS	18	428	65-172	.378	23-73	.315	33-38	.868	10	33	43	2.4	69	33-0	12	34	2	186	10.3
CHRISTMAS	HAS NOT PLAYED																		
ELLIS (IND)	4	131	20-51	.392	1-11	.091	11-15	.733	2	10	12	3.0	18	11-0	10	7	0	52	13.0
ELLIS (TOT)	20	738	155-323	.480	23-61	.377	79-97	.814	9	50	59	3.0	101	55-0	44	67	5	412	20.6
EVANS	5	52	6-9	.667	0-0	.000	6-11	.545	3	8	11	2.2	2	8-0	1	1	3	18	3.6
GEORGE	16	548	79-212	.373	27-76	.355	63-77	.818	18	82	100	6.3	54	49-0	17	41	12	241	15.1
JEFFERSON	21	594	140-274	.511	1-4	.250	49-68	.721	50	120	170	8.1	40	59-0	10	26	20	330	15.7
MILES (IND)	6	132	25-59	.424	16-39	.410	12-13	.923	1	10	11	1.8	3	15-0	7	5	3	86	14.3
MILES (TOT)	18	363	68-158	.430	36-76	.474	23-25	.920	6	40	46	2.6	16	48-1	12	23	6	203	11.3
ROBINSON (IND)	2	6	1-2	.500	0-0	.000	0-0	.000	0	1	1	0.5	0	0-0	0	0	0	2	1.0
ROBINSON (TOT)	2	6	1-2	.500	0-0	---	0-0	---	0	1	1	0.5	0	0-0	0	0	0	2	1.0
SERAPHIN	17	241	32-69	.464	0-0	.000	5-10	.500	17	30	47	2.8	9	44-0	2	16	11	69	4.1
STUCKEY (IND)	7	181	35-76	.461	1-8	.125	19-21	.905	2	20	22	3.1	17	12-0	7	12	1	90	12.9
STUCKEY (TOT)	32	892	141-330	.427	7-32	.219	102-127	.803	22	70	92	2.9	128	68-0	23	58	6	391	12.2
TEAGUE	26	674	115-253	.455	18-49	.367	80-91	.879	7	55	62	2.4	154	48-0	35	55	10	328	12.6
TURNER	2	41	6-11	.545	0-1	.000	2-3	.667	6	10	16	8.0	4	10-0	0	3	2	14	7.0
YOUNG, J.	4	12	4-8	.500	0-1	.000	0-0	---	1	1	2	0.5	1	5-0	1	2	0	8	2.0
YOUNG, T.	26	853	179-331	.541	8-34	.235	48-70	.686	49	96	145	5.6	28	59-0	44	35	13	414	15.9

TORONTO RAPTORS

SERIES SCORES

DATE	IND-TOR
*11/4/95	W 97-89
12/14/95	W 102-100
1/16/96	W 110-102
*3/17/96	W 105-96
*12/22/96	W 111-92
*2/17/97	W 105-103
3/25/97	W 98-84
4/12/97	W 100-89
11/15/97	W 105-77
12/15/97	W 108-101
*1/3/98	W 89-77
*4/17/98	W 107-98
*2/24/99	W 104-84
4/1/99	L 87-88
*4/12/99	W 109-99
12/14/99	L 97-105
*2/16/00	W 109-101
*4/2/00	W 104-83
4/12/00	W 77-73
*11/23/00	L 91-111
12/12/00	L 90-104
*12/20/00	L 98-99 OT
3/20/01	L 81-102
1/4/01	L 100-113
*12/19/01	L 90-102
4/7/02	L 84-94
*4/10/02	W 98-82
*11/9/02	W 108-84
11/20/02	W 97-95
*1/22/03	W 101-98
1/31/03	L 90-102

DATE	IND-TOR
2/6/04	W 83-77
*3/9/04	W 94-84 OT
*4/2/04	W 84-64
4/7/04	W 94-90
*12/17/04	W 89-86
*2/2/05	L 97-98
4/11/05	W 94-90
*12/30/05	L 97-99
3/12/06	L 89-93
*4/5/06	W 111-103
4/17/06	W 120-95
11/26/06	L 83-92
*1/27/07	W 102-84
2/23/07	L 88-110
11/16/07	L 101-110
*12/14/07	L 93-104
*2/25/08	L 98-102
2/29/08	W 122-111
12/10/08	L 88-101
*1/16/09	W 111-104
3/15/09	L 87-110
*4/8/09	W 130-101
11/24/09	L 112-123
*1/11/10	W 105-101
1/31/10	L 102-117
*2/2/10	W 130-115
*12/6/10	W 124-100
*1/31/11	W 104-93
3/11/11	L 98-108

DATE	IND-TOR
10/28/11	W 90-85
1/13/12	W 95-90
*4/9/12	W 103-98
10/31/12	W 90-88
*11/13/12	L 72-74
*2/8/13	L 98-100 OT
3/1/13	W 93-81
*11/8/13	W 91-84
1/1/14	L 82-95
*1/7/14	W 86-79
4/4/14	L 94-102
12/12/14	L 94-106
*1/27/15	L 94-101
*3/16/15	L 98-117
10/28/15	L 99-106
*12/14/15	W 106-90
*3/17/16	L 94-101 OT
4/8/16	L 98-111

PLAYOFFS

4/16/16	W 100-90
4/18/16	L 87-98
*4/21/16	L 85-101
*4/23/16	W 100-83
4/26/16	L 99-102
*4/29/16	W 101-83
5/1/16	L 84-89

* AT INDIANAPOLIS
OT OVERTIME

SERIES RECORD

OVERALL

Indiana 45 wins
Toronto 33 wins

AT INDIANA

Indiana 27 wins
Toronto 12 wins

AT TORONTO

Indiana 18 wins
Toronto 21 wins

PLAYOFFS

Indiana 3 wins
Toronto 4 wins

SERIES HIGHS

POINTS

Pacers: 42, Jalen Rose, OT, 12/20/00
Raptors: 45, Vince Carter, OT, 12/20/00

REBOUNDS

Pacers: 20, Troy Murphy, 12/10/08
Raptors: 25, Bismack Biyombo, 3/17/16

ASSISTS

Pacers: 15, Mark Jackson, 4/12/97
Mark Jackson, 2/16/00
Raptors: 16, Rod Strickland, OT, 3/9/04
Jose Calderon, 12/14/07

LARGEST WIN MARGINS

PACERS' LARGEST WIN VS. RAPTORS

29 130-101, at Conseco Fieldhouse, 4/8/09

RAPTORS' LARGEST WIN VS. PACERS

23 110-87, at Air Canada Centre, 3/15/09



UTAH JAZZ

COACHING STAFF



QUIN SNYDER

HEAD COACH

Quin Snyder

COLLEGE

Duke

PRO COACHING RECORD

w/Utah: Entering 3rd season

78-86 (.476)

Overall: Same

ASSISTANT COACHES

Johnnie Bryant

Zach Guthrie

Alex Jensen

Igor Kokoskov

Antonio Lang

Lamar Skeeter

Jeff Watkinson

Mike Wells

HEAD ATHLETIC TRAINER

Brian Zettler

TEAM DIRECTORY

ADDRESS

301 West South Temple

Salt Lake City, UT 84101

(801) 325-2500

www.utahjazz.com

OWNER

Gail Miller

PRESIDENT

Steve Starks

GENERAL MANAGER

Dennis Lindsey

VICE PRESIDENT OF PLAYER PERSONNEL

Walt Perrin

VICE PRESIDENT OF BASKETBALL OPERATIONS

Linda Luchetti

VICE PRESIDENT, COMMUNICATIONS

Jonathan Rinehart

DIRECTOR OF COMMUNICATIONS

Derek Garduño

MANAGER, COMMUNICATIONS

Caroline Burleson

TEAM COLORS

Navy, Dark Yellow, Dark Green

and Gray

HOME COURT

Vivint Smart Home Arena

(19,911; opened 1991)

FRANCHISE HISTORY

New Orleans Jazz, 1974-79

Utah Jazz, 1979-80 to present

RADIO

KZNS (1280 AM/97.5 FM)

David Locke and Ron Boone

TELEVISION

ROOT Sports

Craig Bolerjack, Matt Harpring and

Kristen Kenney

2015-16 RECAP

RECORD: 40-42

NORTHWEST DIVISION: 8-8

WESTERN CONFERENCE: 24-28

HOME: 24-17

ROAD: 16-25

FINISH: 3rd in division; 9th in conference

PLAYOFFS: Did not qualify

2016-17 VS. PACERS

1/21 at Vivint Smart Home Arena9:00 p.m. 3/20 at Bankers Life Fieldhouse7:00 p.m.

PACERS CAREER STATISTICS VS. UTAH

NAME	GP	MIN	FGM-FGA	PCT	3-POINT		FTM-FTA	PCT	OR	DR	TR	AVG	AST	PF-DQ	STL	TO	BKS	PTS	AVG
					FGM-FGA	PCT													
ALLEN (IND)	4	92	9-28	.321	0-0	---	5-6	.833	12	18	30	7.5	6	12-0	1	5	4	23	5.8
ALLEN (TOT)	7	163	20-58	.345	0-0	---	5-6	.833	21	27	48	6.9	10	18-0	1	7	8	45	6.4
BROOKS	20	487	86-202	.426	36-89	.404	31-32	.969	5	25	30	1.5	60	42-0	14	29	0	239	12.0
CHRISTMAS	AS NOT PLAYED																		
ELLIS (IND)	2	63	7-25	.280	0-4	.000	4-4	1.000	0	5	5	2.5	7	5-0	3	7	3	18	9.0
ELLIS (TOT)	29	1022	185-442	.419	15-79	.190	103-140	.736	16	80	96	3.3	125	71-0	60	93	13	488	16.8
EVANS	1	0	0-0	.000	0-0	.000	0-0	.000	0	0	0	0	0	0	0	0	0	0	0
GEORGE	8	288	56-118	.475	17-44	.386	37-43	.860	5	44	49	6.1	19	25-0	14	20	5	166	20.8
JEFFERSON	18	553	124-261	.475	1-4	.250	48-74	.649	38	108	146	8.1	24	45-0	16	36	34	297	16.5
MILES (IND)	3	88	7-31	.226	4-19	.211	12-14	.857	1	10	11	3.7	3	7-0	3	1	1	30	10.0
MILES (TOT)	6	166	21-56	.375	8-29	.276	21-23	.913	1	16	17	2.8	7	13-0	4	2	3	71	11.8
ROBINSON (IND)	HAS NOT PLAYED																		
ROBINSON (TOT)	1	2	1-1	1.000	0-0	---	0-0	---	0	0	0	0.0	0	0-0	0	0	0	2	2.0
SERAPHIN	8	122	18-45	.400	0-0	.000	2-5	.400	9	18	27	3.4	2	20-0	3	10	8	38	4.8
STUCKEY (IND)	3	75	14-27	.519	2-5	.400	10-11	.909	3	4	7	2.3	5	5-0	3	3	0	40	13.3
STUCKEY (TOT)	13	356	67-137	.489	6-19	.316	45-53	.849	10	28	38	2.9	35	31-1	19	17	1	185	14.2
TEAGUE	12	316	47-109	.431	8-27	.296	44-54	.815	4	22	26	2.2	60	20-0	17	21	3	146	12.2
TURNER	1	23	4-8	.500	0-0	.000	2-2	1.000	1	3	4	4.0	0	1-0	0	1	1	10	10.0
YOUNG, J.	1	2	0-0	---	0-0	---	0-0	---	0	0	0	0.0	0	0-0	0	1	0	0	0.0
YOUNG, T.	19	517	100-209	.478	8-25	.320	20-35	.571	33	46	79	4.2	25	35-0	23	20	5	228	12.0

UTAH JAZZ

SERIES SCORES

DATE	IND-UTA
12/21/76	L 113-123
*12/30/76	W 104-97
3/6/77	W 110-106
*3/27/77	L 118-119 2OT
11/22/77	L 108-123
*12/7/77	W 118-103
1/3/78	W 104-103
*1/29/78	L 91-107
12/12/78	L 103-109
*12/23/78	W 127-103
3/27/79	W 104-101
11/12/79	W 113-105 OT
*12/29/79	L 114-116
11/10/80	L 106-108
*1/18/81	W 110-89
*12/9/81	W 113-77
1/8/82	L 102-108
12/30/82	W 115-114
*3/25/83	W 119-117
12/21/83	L 115-133
*2/19/84	W 106-104
*12/18/84	W 88-81
1/1/85	W 119-117
*11/25/85	L 101-102
2/27/86	L 92-109
1/10/87	L 96-105
*3/9/87	W 107-102
11/20/87	L 81-112
*12/18/87	W 121-97

DATE	IND-UTA
11/15/88	L 96-108
*2/26/89	W 128-89
11/17/89	L 100-114
*11/29/89	W 100-88
12/15/90	W 124-116
*1/19/91	W 117-104
*11/2/91	W 127-112
1/6/92	L 108-124
*11/20/92	L 95-97
3/23/93	L 101-119
12/2/93	L 87-103
*3/19/94	W 107-103
12/28/94	L 95-117
*1/16/95	L 98-99 OT
3/6/96	L 94-101
*3/15/96	L 86-94
12/10/96	L 86-110
*3/14/97	L 96-105
12/8/97	L 106-97
*1/23/98	W 106-102
1998-99 SEASON, DID NOT PLAY	
12/3/99	W 100-75
*12/17/99	W 89-74
*12/22/00	L 101-109
1/9/01	L 99-103
12/1/01	W 100-97
*2/12/02	L 82-98

DATE	IND-UTA
12/2/02	L 91-102
*3/14/03	W 101-81
*2/22/04	W 94-80
3/5/04	W 96-88
3/8/05	W 89-83
*3/16/05	W 103-84
11/29/05	W 84-60
*12/16/05	W 93-83
*12/17/06	L 94-104
3/7/07	L 72-94
*11/17/07	W 117-97
1/8/08	L 89-111
1/12/09	L 113-120
*3/10/09	L 100-112
12/4/09	L 87-96
*3/26/10	W 122-106
12/1/10	L 88-110
*2/25/11	L 84-95
*2/7/12	W 104-99
*12/19/12	W 104-84
1/26/13	L 110-114
12/4/13	W 95-86
*3/2/14	W 94-91
*11/10/14	W 97-86
1/5/15	W 105-101
*10/31/15	L 76-97
12/5/15	L 119-122 OT

* AT INDIANAPOLIS
OT OVERTIME

SERIES RECORD

OVERALL

Indiana 41 wins
Utah 41 wins

AT INDIANA

Indiana 27 wins
Utah 14 wins

AT UTAH

Indiana 11 wins
Utah 24 wins

AT NEW ORLEANS

Indiana 3 wins
Utah 3 wins

SERIES HIGHS

POINTS

Pacers: 48, Paul George, OT, 12/5/15
Jazz: 43, Mehmet Okur, 1/12/09

REBOUNDS

Pacers: 20, Clark Kellogg, 12/18/84
Jazz: 27, Leonard Robinson, 12/7/77

ASSISTS

Pacers: 18, Mark Jackson, 1/23/98
Jazz: 19, John Stockton, 11/2/91
John Stockton, OT, 1/16/94

LARGEST WIN MARGINS

PACERS' LARGEST WIN VS. JAZZ

39 128-89, at Market Square Arena,
2/26/89

JAZZ' LARGEST WIN VS. PACERS

31 112-81, at Salt Palace, 11/20/87



WASHINGTON WIZARDS

COACHING STAFF



SCOTT BROOKS

HEAD COACH

Scott Brooks

COLLEGE

California-Irvine

PRO COACHING RECORD

w/Washington: Entering 1st season

Overall: Entering 8th season,
338-207 (.620)

ASSISTANT COACHES

Tony Brown
Chad Iske
Sidney Lowe
Mike Terpstra
Maz Trakh

ASSISTANT COACH/ PLAYER DEVELOPMENT

David Adkins

HEAD ATHLETIC TRAINER

Corey Bennett

TEAM DIRECTORY

ADDRESS

601 F Street NW
Washington, D.C. 20004
(202) 661-5000
www.washingtonwizards.com

MAJORITY OWNER

Ted Leonsis

PRESIDENT

Ernie Grunfeld

SENIOR VICE PRESIDENT OF BASKETBALL OPERATIONS

Tommy Sheppard

SENIOR DIRECTOR, COMMUNICATIONS

Scott Hall

DIRECTOR, COMMUNICATIONS

Patrick Rees

DIRECTOR, CORPORATE COMMUNICATIONS

Ketsia Colimon

COMMUNICATIONS MANAGER

DeAndre Phillips

TEAM COLORS

Red, White and Blue

HOME COURT

Verizon Center
(20,278; opened 1997)

FRANCHISE HISTORY

Chicago Packers 1961-62
Chicago Zephyrs, 1962-63
Baltimore Bullets, 1963-73
Capital Bullets, 1973-74
Washington Bullets, 1974-97
Washington Wizards, 1997-98
to Present

RADIO

WNEW 99.1 FM/WFED 1500 AM
Dave Johnson and Glenn Consor

TELEVISION

Comcast SportsNet
Steve Buckhantz, Phil Chenier and
Chris Miller

2015-16 RECAP

RECORD: 41-41

SOUTHEAST DIVISION: 10-6

EASTERN CONFERENCE: 30-22

HOME: 22-19

ROAD: 19-22

FINISH: 4th in division; 10th in conference

PLAYOFFS: Did not qualify

2016-17 VS. PACERS

12/19 at Bankers Life Fieldhouse.....7:00 p.m. 2/10 at Verizon Center.....8:00 p.m.
12/28 at Verizon Center.....7:00 p.m. 2/16 at Bankers Life Fieldhouse.....7:00 p.m.

PACERS CAREER STATISTICS VS. WASHINGTON

NAME	GP	MIN	3-POINT			FTM-FTA	PCT	OR	DR	TR	AVG	AST	PF-DQ	STL	TO	BKS	PTS	AVG	
			FGM-FGA	PCT	PCT														
ALLEN (IND)	8	137	16-33	.485	0-0	---	5-6	.833	12	15	27	3.4	5	23-0	1	5	3	37	4.6
ALLEN (TOT)	16	255	36-62	.581	0-0	---	6-8	.750	19	38	57	3.6	10	34-0	1	8	5	78	4.9
BROOKS	18	360	63-178	.354	21-70	.300	23-30	.767	8	31	39	2.2	59	31-0	7	21	2	170	9.4
CHRISTMAS	HAS NOT PLAYED																		
ELLIS (IND)	3	110	19-43	.442	1-9	.111	5-9	.556	0	14	14	4.7	12	6-0	6	5	1	44	14.7
ELLIS (TOT)	22	791	184-358	.514	19-59	.322	90-116	.776	21	73	94	4.3	109	60-0	43	61	6	477	21.7
EVANS	7	92	11-20	.550	1-2	.500	5-5	1.000	5	10	15	2.1	3	4-0	1	4	4	28	4.0
GEORGE	18	524	104-229	.454	31-75	.413	53-57	.930	15	99	114	6.3	50	38-0	36	43	7	292	16.2
JEFFERSON	29	837	183-394	.464	0-4	.000	54-70	.771	68	186	254	8.8	24	87-1	20	46	25	420	14.5
MILES (IND)	5	160	27-64	.422	15-36	.417	14-16	.875	3	14	17	3.4	6	12-0	3	6	2	83	16.6
MILES (TOT)	19	473	75-175	.429	34-88	.386	33-43	.767	10	43	53	2.8	31	39-0	18	24	4	217	11.4
ROBINSON (IND)	2	12	0-1	.000	0-0	.000	0-0	.000	0	0	0	0.0	0	0-0	1	0	0	0	0.0
ROBINSON (TOT)	4	23	0-4	.000	0-0	---	0-0	---	0	1	1	0.3	0	0-0	1	0	0	0	0.0
SERAPHIN	2	29	6-10	.600	0-0	.000	2-2	1.000	1	10	11	5.5	4	6-0	0	4	2	14	7.0
STUCKEY (IND)	3	75	7-21	.333	1-3	.333	6-7	.857	0	8	8	2.7	7	3-0	1	3	0	21	7.0
STUCKEY (TOT)	24	675	101-230	.439	9-26	.346	75-94	.798	17	48	65	2.7	103	59-1	18	47	5	286	11.9
TEAGUE	25	683	112-285	.393	21-69	.304	62-76	.816	8	45	53	2.1	117	51-0	38	50	8	307	12.3
TURNER	2	43	6-17	.353	0-0	---	2-2	1.000	2	5	7	3.5	1	2-0	0	0	0	14	7.0
YOUNG, J.	2	4	2-2	1.000	0-0	---	2-2	1.000	0	1	1	0.5	1	0-0	0	0	0	6	3.0
YOUNG, T.	28	862	169-313	.540	9-29	.310	72-101	.713	49	109	158	5.6	34	62-0	40	40	8	419	15.0

WASHINGTON WIZARDS

SERIES SCORES

DATE	IND-WAS
12/10/76	L 88-98
*12/28/76	L 111-117
*1/29/77	L 107-108
2/23/77	L 101-109
*10/28/77	W 136-127
1/6/78	L 114-146
*2/17/78	W 123-111
3/17/78	W 105-99
*11/1/78	L 113-124
12/26/78	L 104-108
1/20/79	L 104-109
*3/7/79	W 109-105
*10/26/79	W 118-108
11/30/79	W 99-91
*12/14/79	W 111-109
1/30/80	L 119-120
*2/7/80	W 134-104
3/2/80	L 104-118
*11/14/80	W 118-108
11/27/80	L 108-123
*12/3/80	W 128-115
12/13/80	L 105-114
3/2/81	W 114-107
*3/27/81	W 122-107
11/28/81	W 92-90
12/25/81	L 98-115
*1/2/82	L 103-107
3/12/82	L 105-110
*3/24/82	L 106-114
*4/7/82	L 85-97
*10/29/82	W 93-90
11/6/82	L 115-119 OT
*11/26/82	L 85-87
2/6/83	L 99-103
3/27/83	L 101-120
*4/1/83	L 109-123
11/17/83	L 94-102
2/4/84	L 101-125
*2/28/84	L 92-100
4/3/84	L 94-106
*4/13/84	W 119-115
*10/27/84	L 102-104
12/6/84	L 106-111
12/26/84	L 89-114
*2/1/85	W 102-95
*3/31/85	L 105-111
12/30/85	W 97-80
*1/29/86	W 92-88
*2/25/86	W 100-87
*3/15/86	W 105-100
3/22/86	L 110-111
4/8/86	W 111-104
11/16/86	L 111-124
*12/3/86	W 116-103
*1/15/87	W 113-105
2/26/87	L 94-100
*3/23/87	W 101-92
4/10/87	W 115-101
*12/2/87	W 108-102
12/17/87	L 111-115 OT
3/2/88	L 102-111
*3/4/88	L 88-95
*3/17/88	W 99-95
4/8/88	L 100-107
*11/25/88	L 101-106
1/26/89	L 106-126
*3/22/89	W 101-92
3/25/89	L 108-111 OT

DATE	IND-WAS
**2/18/90	L 97-116
*3/6/90	W 113-98
*4/10/90	W 107-105
4/22/90	W 127-117
11/24/90	L 105-107 OT
*12/19/90	L 112-114 OT
**1/25/91	W 106-100
*4/5/91	W 117-103
*11/1/91	L 103-109
1/14/92	L 118-127 OT
*3/10/92	W 101-91
3/25/92	W 131-109
12/5/92	W 111-109
1/19/93	W 116-96
2/24/93	L 101-105
*3/31/93	W 114-95
*12/14/93	W 106-87
1/5/94	L 95-97
**2/1/94	W 116-96
4/19/94	W 111-110
*4/14/95	W 94-90
1/13/95	W 113-99
3/3/95	L 106-111
*4/5/95	W 102-90
*1/21/96	W 106-96
**2/16/96	W 95-94
3/27/96	W 99-93
*11/9/96	W 103-100 OT
2/25/97	L 87-108
*4/1/97	L 100-104
4/16/97	L 90-103
*12/13/97	W 109-92
1/2/98	W 99-81
*1/27/98	W 85-84
3/19/98	W 95-91
*2/5/99	W 96-81
3/3/99	W 106-95
*3/22/99	W 90-86
*11/13/99	W 105-83
*1/12/00	W 117-102
1/21/00	L 113-123
11/10/00	W 86-74
*1/24/00	W 99-87
3/27/01	W 110-102
*4/9/01	W 100-78
*11/22/01	W 110-103
*12/27/01	W 108-81
2/3/02	L 89-109
4/14/02	W 86-80
11/26/02	W 88-84
*11/29/02	W 100-84
1/4/03	L 104-107 2OT
*2/25/03	L 78-83
*12/9/04	W 93-79
1/24/04	L 96-107
2/20/04	W 96-87
*1/22/05	L 93-95
2/7/05	L 104-108
4/3/05	W 79-76
*4/8/05	W 93-83
*12/8/05	W 111-87
*1/13/06	L 85-94
1/31/06	L 79-84
3/1/06	W 99-93
11/8/06	L 91-117
*3/14/07	L 96-112
*4/18/07	L 95-98

DATE	IND-WAS
*10/31/07	W 119-110 OT
11/14/07	L 90-103
*12/22/07	W 93-85
4/14/08	L 110-117
12/15/08	W 118-98
2/8/09	L 117-119
*3/29/09	W 124-115
*11/6/09	W 102-86
12/12/09	W 114-113
*3/24/10	W 99-82
4/14/10	L 97-98
12/29/10	L 90-104
*12/31/10	W 95-86
2/22/11	W 113-96
*4/6/11	W 136-112
3/22/12	W 85-83
*3/29/12	W 93-89
4/4/12	W 109-96
*11/10/12	W 89-85
11/19/12	W 96-89
*1/2/13	W 89-81
4/6/12	L 85-104
*11/29/13	W 93-73
*1/10/14	W 93-66
3/28/14	L 78-91
11/5/14	L 90-97 OT
*11/8/14	L 90-97
3/25/15	W 103-101
*4/14/15	W 99-95 2OT
11/24/15	W 123-106
*1/15/16	L 104-118
3/5/16	W 100-99

PLAYOFFS

*5/5/14	L 96-102
*5/7/14	W 86-82
5/9/14	W 85-63
5/11/14	W 95-92
*5/13/14	L 79-102
5/15/14	W 93-80
* AT INDIANAPOLIS	
** AT BALTIMORE	
OT OVERTIME	

SERIES RECORD

OVERALL

Indiana 94 wins
Washington 73 wins

AT INDIANA

Indiana 60 wins
Washington 23 wins

AT WASHINGTON

Indiana 32 wins
Washington 49 wins

AT BALTIMORE

Indiana 2 wins
Washington 1 win

PLAYOFFS

Indiana 4 wins
Washington 2 wins

SERIES HIGHS

POINTS

Pacers: 41, Mickey Johnson, 1/30/80
Wizards: 43, Larry Wright, 10/28/77
Gilbert Arenas, 2/7/05

REBOUNDS

Pacers: 21, Jermaine O'Neal, 11/26/02
Wizards: 22, Elvin Hayes, 3/7/79
Pervis Ellison, 2 OT, 1/14/92

ASSISTS

Pacers: 23, Jamaal Tinsley, 11/22/01
Wizards: 15, Darrell Walker, 4/22/90

LARGEST WIN MARGINS

PACERS' LARGEST WIN VS. WIZARDS

30 134-104, at Market Square Arena, 2/7/80

WIZARDS' LARGEST WIN VS. PACERS

32 146-114, at Capital Centre, 1/6/78



2016-17 NBA DIRECTORIES



**NATIONAL BASKETBALL ASSOCIATION
NBA ENTERTAINMENT
WOMEN'S NATIONAL BASKETBALL ASSOCIATION
NBA DEVELOPMENT LEAGUE**

NORTH AMERICA OFFICES

NEW YORK

Olympic Tower
645 Fifth Avenue
New York, NY 10022
Telephone: (212) 407-8000
Fax: (212) 832-3861

NEW JERSEY

100 Plaza Drive
Secaucus, NJ 07094
Telephone: (201) 865-1500
Fax: (201) 974-5973

INTERNATIONAL OFFICES

EUROPE

Headquarters - NBA EMEA

Endeavour House
189 Shaftesbury Avenue
London, United Kingdom WC2H 8JR
Telephone: +44-20-7420-8900

SPAIN

Pqe. Empresarial "La Finca"
Edif. 17A, 1a
28223 Pozuelo de Alarcon,
Madrid, Spain
Telephone: +34-911-517-101
Fax: +34-911-517-120

AFRICA

6th Floor GreenPark Corner, Cnr
West Road South and Lower Road
Morningside 2196
Johannesburg, South Africa
Telephone: +27-100-072-668

INDIA

Tower 1, 10th Floor
Indiabulls Finance Center
Senapati Bapat Marg Mumbai
Maharashtra 400013
Telephone: +91-22-6124-6100

LATIN AMERICA

BRAZIL

Av Borges de Medeiros, 633
Sala 301 - Leblon
Rio de Janeiro, RJ, Brazil 22430-041
Telephone: +55-21-3206-6400
Fax: +55-21-2586-6001

MEXICO

Av Santa Fe 94, Torre A Piso 8,
Colonia Zedec Santa Fe
Mexico DF Mexico 01210
Telephone: +52-55-88511159
Fax: +52-55-88511111

CANADA

50 Bay Street
Suite 1402
Toronto, Ontario
Canada M5J 3A5
Telephone: (416) 682-2000
Fax: (416) 364-0205

ASIA/PACIFIC

HONG KONG

Room 3101, Lee Gardens One
33 Hysan Avenue
Causeway Bay, Hong Kong
Telephone: +852-2843-9600
Fax: +852-2536-4808

TAIWAN

Suite 1303, No. 88, Section 2
Chung Hsiao East Road
Taipei, Taiwan ROC 100
Telephone: +886-2-2397-8000
Fax: +886-2-2358-1098

PHILIPPINES

9/F Regus Office, Net Park
5th Avenue Fort Bonifacio Global City
Taguig, Philippines
Telephone: +63-2-795-2446

CHINA—BEIJING

19th Floor, Office Tower 2, China
Central Place
No. 79 Jianguo Road,
Chaoyang District
Beijing, China 100025
Telephone: +86-10-5200-8200
Fax: +86-10-5200-8202

CHINA—SHANGHAI

Unit 2703-2708, 27F, Tower 2
Plaza 66
1366 Nanjing West Road,
Jing An District
Shanghai, China 200040
Telephone: +86-21-6137-2200
Fax: +86-21-6288-9920

NBA TERMINOLOGY

ACTIVE LIST

Each Team agrees to have twelve (12) or thirteen (13) players on its Active List and to have a minimum of eight (8) players on the bench for all Regular Season games. Notwithstanding the foregoing, any Team may from time to time as appropriate, but for no more than two (2) consecutive weeks at a time during the Regular Season, have eleven (11) players on its Active List.

ROSTERS

For the regular season, each team is required to submit the names of its active players to the NBA's Basketball Operations Department no later than 6:00 p.m. (Eastern time) on the day before the opening day of the season. For the 2016-17 season, the date to submit rosters is October 24, 2016.

For the playoffs, each team must submit a list of its players eligible to compete in playoff games by 3:00 p.m. (Eastern time) on the day following the end of the regular season. Because there is no Injured List for the playoffs, each playoff team must designate the 12 players eligible for the playoffs from all of its regular season lists (Active, Injured and Suspended).

10-DAY CONTRACTS

For the 2016-17 season, beginning on January 5, 2017, a team may sign a player to a 10-day contract. This procedure may be used only to replace a player assigned to the Injured List. No player may be signed to more than two 10-day contracts with the same team in any one season.

TRADING DEADLINE

The trade deadline is 3:00 p.m. (Eastern time) February 18, 2016. From that point until the end of the regular season, player additions must be made through the waiver procedure or by signing free agents.

SALARY CAP

The Salary Cap for the 2016-17 season is \$94.143 million per team. The mid-level exception is \$2.898 million for teams under the salary cap, \$5.628 million for teams over the cap and \$3.477 million for teams over the luxury tax. The tax level has been set at \$113.29 million.

CONTRACT LENGTH

The maximum length of player contracts is five years (previously six years).

GUARANTEED CONTRACTS

For the 2016-17 season, on January 10, 2017, all player contracts become guaranteed for the remainder of the season.

DRUG TESTING

Players are subject to four random drug tests per season and penalties for use of performance-enhancing drugs have been increased.

PLAYER MISCONDUCT

Players suspended for more than 12 games for on-court misconduct will be able to challenge the suspension before a neutral arbitrator.

WAIVERS

Until the end of the season, clubs may claim waived players within 48 business hours after notice. Players waived at any other time, may be claimed within 10 days. If no team claims the waived player, he becomes a free agent. If more than one team claims a waived player, the one with the lesser record at that time claims the player. The cost for a waived player is \$1,000, payable to the league.

MINIMUM AGE REQUIREMENT

The minimum age requirement has been increased from 18 to 19 years of age. United States players must be at least one year removed from high school AND 19 years of age (by the end of that calendar year) before entering the draft. International players must turn 19 during the calendar year of that draft.

NBA teams have the ability to assign players to the NBA Development League during their first two years in the NBA.



Olympic Tower
645 5th Avenue
New York, NY 10022
Media Relations Contact: Joanna Shapiro
(jshapiro@nba.com)

NBA D-LEAGUE TEAM OFFICES

AUSTIN SPURS

13581 Pond Springs Road, Suite 108, Austin, TX 78729
Tel: (512) 236-8333; **Fax:** (512) 236-8444
Arena: Cedar Park Center
Media Relations Contact: Perri Travillion
 (ptravillion@attcenter.com)
Website: www.austinspurs.com
NBA Affiliation: San Antonio

CANTON CHARGE

1101 Market Avenue North; Canton, OH 44702
Tel: (866) 444-1944; **Fax:** (330) 489-1703
Arena: Canton Memorial Civic Center
Media Relations Contact: Sean Wyatt
 (swyatt@cantoncharge.com)
Website: www.cantoncharge.com
NBA Affiliation: Cleveland

DELAWARE 87ERS

300 Martin Luther King Blvd, Ste. 200; Wilmington, DE 19801
Tel: (302) 504-7587; **Fax:** (302) 351-5370
Arena: Bob Carpenter Center
Media Relations Contact: Alex Yoh
 (alexeyoh@sevens.com)
Website: www.sevens.com
NBA Affiliation: Philadelphia

ERIE BAYHAWKS

110 East 8th Street; Erie, PA 16501
Tel: (814) 790-5600; **Fax:** (814) 790-5608
Arena: Erie Insurance Arena
Media Relations Contact: Iris Rayburn
 (iris.rayburn@nbaerie.com)
Website: www.nbaerie.com
NBA Affiliation: Orlando

FORT WAYNE MAD ANTS

1910 St. Joe Center Rd, Suite 61; Fort Wayne, IN 46825
Tel: (260) 469-4667; **Fax:** (260) 469-4674
Arena: Allen County War Memorial Coliseum
Media Relations Contact: Vinessa Needham
 (vneedham@fortwaynehoops.com)
Website: www.fortwaynehoops.com
NBA Affiliations: Indiana

GRAND RAPIDS DRIVE

40 Monroe Center NW, Ste 11; Grand Rapids MI 49503
Tel: (844) 473-7483
Arena: DeltaPlex Arena
Media Relations Contact: Sarah Parfet Jbara
 (spj@nbagrandsrapids.com)
Website: www.nbagrandsrapids.com
NBA Affiliation: Detroit

GREENSBORO SWARM

2411 West Gate City Blvd.; Greensboro, NC 27403
Tel: (336) 907-3600
Arena: The Fieldhouse at the Greensboro Coliseum Complex
Media Relations Contact: Katerina Kienle
 (kkienle@gsooswarm.com)
Website: www.gsooswarm.com
NBA Affiliation: Charlotte

IOWA ENERGY

730 3rd Street; Des Moines, Iowa 50309
Tel: (515) 564-8550; **Fax:** (515) 564-8551
Arena: Wells Fargo Arena
Media Relations Contact: Seth Nutting
 (sethn@iowanba.com)
Website: www.iowanba.com
NBA Affiliation: Memphis

LONG ISLAND NETS

168 39th Street, 8th Floor; Brooklyn, NY 11232
Tel: (718) 215-2299; **Fax:** (718) 522-3544
Arena: Barclays Center
Media Relations Contact: Megan Walsh
 (mw Walsh@brooklynnets.com)
Website: www.longislandnets.com
NBA Affiliation: Brooklyn

LOS ANGELES D-FENDERS

555 North Nash Street; El Segundo, CA 90245
Tel: (310) 426-6000; **Fax:** (310) 426-6031
Arena: Toyota Sports Center
Media Relations Contact: T.C. Greene
 (tgreene@d-fenders.com)
Website: www.d-fenders.com
NBA Affiliation: Los Angeles Lakers

MAINE RED CLAWS

413 Congress Street; Portland, ME 04101
Tel: (207) 210-6655; **Fax:** (207) 210-6659
Arena: Portland Exposition Building
Media Relations Contact: Evans Boston
 (eboston@maineredclaws.com)
Website: www.maineredclaws.com
NBA Affiliation: Boston

NORTHERN ARIZONA SUNS

3201 N. Main Street; Prescott Valley, AZ 86314
Tel: (928) 772-7867
Arena: Prescott Valley Event Center
Media Relations Contact: Ashley Stovall
 (astovall@nazsuns.com)
Website: www.nazsuns.com
NBA Affiliation: Phoenix

NBA D-LEAGUE TEAM OFFICES

OKLAHOMA CITY BLUE

208 Thunder Drive, Oklahoma City, OK 73102

Tel: (405) 208-4800; **Fax:** (405) 429-7900

Arena: Cox Convention Center

Media Relations Contact: TBD

Website: www.oklahomacityblue.com

NBA Affiliation: Oklahoma City

RAPTORS 905

5600 Rose Cherry Place; Mississauga, ON L4Z4B6

Tel: (416) 815-5423 **Fax:** (416) 902-4311

Arena: Hershey Centre

Media Relations Contact: TBD

Website: www.raptors905.com

NBA Affiliation: Toronto

RENO BIGHORNS

50 West Liberty Street, Ste. 201; Reno, NV 89501

Tel: (775) 853-8200

Arena: Reno Event Center

Media Relations Contact: Kyle Jones

(kjones@renobighorns.com)

Website: www.renobighorns.com

NBA Affiliation: Sacramento

RIO GRANDE VALLEY VIPERS

4500 North 10th Street, Suite 315; McAllen, TX 78504

Tel: (956) 972-1144; **Fax:** (956) 972-1150

Arena: State Farm Arena

Media Relations Contact: Anwar Chagollan

(anwar@rgvfc.com)

Website: www.rgvipers.com

NBA Affiliation: Houston

SALT LAKE CITY STARS

301 West South Temple; Salt Lake City, UT 84101

Tel: (801) 325-2500

Arena: Lifetime Activities Center – Bruin Arena

Media Relations: Gina Calvert

(gina.calvert@slcstars.com)

NBA Affiliation: Utah

SANTA CRUZ WARRIORS

903 Pacific Avenue, Suite 101; Santa Cruz, CA 95060

Tel: (831) 731-4396; **Fax:** (831) 466-3201

Arena: Kaiser Permanente Arena

Media Relations Contact: Gina Antoniello

(gantoniello@santacruzbasketball.com)

Website: www.santacruzbasketball.com

NBA Affiliation: Golden State

SIOUX FALLS SKYFORCE

2131 South Minnesota Ave; Sioux Falls, SD 57105

Tel: (605) 332-0605; **Fax:** (605) 332-3205

Arena: Sanford Pentagon

Media Relations Contact: Matt Dykstra

(mdykstra@skyforceonline.com)

Website: www.skyforceonline.com

NBA Affiliation: Miami

TEXAS LEGENDS

2601 Avenue of the Stars, Suite 300; Frisco, TX 75034

Tel: (214) 469-0822; **Fax:** (214) 469-0823

Arena: Dr. Pepper Arena

Media Relations Contact: Britney Wynn

(bwynn@texlegends.com)

Website: www.texlegends.com

NBA Affiliation: Dallas

WESTCHESTER KNICKS

198 Central Ave.; White Plains, NY 10606

Tel: (914) 559-6888

Arena: Westchester County Center

Media Relations Contact: Katie Hatch

(Katie.hatch@msg.com)

Website: www.westchesterknicks.com

NBA Affiliation: New York

WINDY CITY BULLS

5333 Prairie Stone Parkway, Hoffman Estates, IL 60192

Tel: (847) 396-7070

Arena: Sears Centre

Media Relations Contact: Cedric Quackenbush

(cquackenbush@bulls.com)

Website: www.windycitybulls.com

NBA Affiliation: Chicago

NBA DEVELOPMENT LEAGUE

2015-16 NBA DEVELOPMENT LEAGUE FINAL REGULAR SEASON STANDINGS

ATLANTIC DIVISION	W-L	HOME	AWAY	Pct.	GB	Last 5	Streak
x-Maine Red Claws	31-19	15-10	16-9	.620	0.0	3-2	WON 3
x-Westchester Knicks	28-22	13-12	15-10	.560	3.0	3-2	LOST 1
Raptors 905	23-27	10-15	13-12	.460	8.0	4-1	WON 3
Delaware 87ers	21-29	13-12	8-17	.420	10.0	2-3	LOST 2
Erie BayHawks	12-38	9-16	3-22	.240	19.0	1-4	LOST 4

CENTRAL DIVISION	W-L	HOME	AWAY	Pct.	GB	Last 5	Streak
z-Sioux Falls Skyforce	40-10	22-3	18-7	.800	0.0	3-2	WON 1
x-Canton Charge	31-19	18-7	13-12	.620	9.0	3-2	LOST 2
Iowa Energy	26-24	14-11	12-13	.520	14.0	4-1	WON 2
Grand Rapids Drive	21-29	14-11	7-18	.420	19.0	0-5	LOST 5
Fort Wayne Mad Ants	20-30	13-12	7-18	.400	20.0	2-3	WON 2

SOUTHWESTERN DIVISION	W-L	HOME	AWAY	Pct.	GB	Last 5	Streak
x-Austin Spurs	30-20	15-10	15-10	.600	0.0	4-1	WON 4
x-Rio Grande Valley Vipers	29-21	18-7	11-14	.580	1.0	4-1	WON 3
Texas Legends	23-27	13-12	10-15	.460	7.0	2-3	LOST 1
Oklahoma City Blue	19-31	10-15	9-16	.380	11.0	1-4	LOST 4

WEST DIVISION	W-L	HOME	AWAY	Pct.	GB	Last 5	Streak
z-Reno Bighorns	33-17	20-5	13-12	.660	0.0	4-1	WON 2
x-Los Angeles D-Fenders	27-23	17-8	10-15	.540	6.0	1-4	LOST 2
Bakersfield Jam	22-28	13-12	9-16	.440	11.0	1-4	LOST 3
Idaho Stampede	20-30	13-12	7-18	.400	13.0	3-2	WON 2
Santa Cruz Warriors	19-31	12-13	7-18	.380	14.0	2-3	LOST 2

x – Clinched Playoff Berth

z – Clinched Conference

2015-16 NBA DEVELOPMENT LEAGUE POSTSEASON RESULTS

QUARTERFINALS

Sioux Falls Skyforce 2, Westchester Knicks 0

Tuesday, April 5 - Sioux Falls 109, Westchester 95

Friday, April 8 - Sioux Falls 112, Westchester 105

Canton Charge 2, Maine Red Claws 0

Tuesday, April 5 - Canton 115, Maine 114

Thursday, April 7 - Canton 123, Maine 117

Los Angeles D-Fenders 2, Reno Bighorns 1

Thursday, April 7 - Los Angeles 126, Reno 116

Sunday, April 10 - Reno 123, Los Angeles 116

Tuesday, April 12 - Los Angeles 111, Reno 108

Austin Spurs 2, Rio Grande Valley Vipers 1

Tuesday, April 5 - Rio Grande Valley 136, Austin 133 (OT)

Thursday, April 7 - Austin 116, Rio Grande Valley 91

Saturday, April 9 - Spurs 89, Rio Grande Valley 88

SEMIFINALS

EAST: Sioux Falls Skyforce 2, Canton Charge 0

Tuesday, April 12 - Sioux Falls 112, Canton 104

Sunday, April 17 - Sioux Falls 117, Canton 85

WEST: Los Angeles D-Fenders 2, Austin Spurs 1

Thursday, April 14 - Los Angeles 102, Austin 97

Sunday, April 17 - Austin 91, Los Angeles 83

Wednesday, April 20 - Los Angeles 117, Austin 104

FINALS

Sioux Falls Skyforce 2, Los Angeles D-Fenders 1

Sunday, April 24 - Los Angeles 102, Austin 99

Tuesday, April 26 - Los Angeles 109, Sioux Falls 102

Wednesday, April 27 - Sioux Falls 91, Los Angeles 63

NBA DEVELOPMENT LEAGUE

2015-16 NBA DEVELOPMENT LEAGUE STATISTICAL LEADERS

SCORING AVERAGE

	G	PTS	Avg
1. Sean Kilpatrick, Delaware	28	738	26.4
2. Vander Blue, Los Angeles	48	1262	26.3
3. Erick Green, Reno	40	1028	25.7
4. Jordan McRae, Delaware	29	675	23.3
5. Tu Holloway, Texas	46	1029	22.4
6. Devin Ebanks, Grand Rapids	48	1050	21.9
7. Vince Hunter, Reno	31	676	21.8
8. Jimmer Fredette, Westchester	40	842	21.1
9. Ricky Ledo, Reno	49	1024	20.9
10. Jarnell Stokes, Sioux Falls	28	578	20.6
11. Will Cummings, Rio Grande Valley	49	1003	20.5
12. Xavier Munford, Bakersfield	40	817	20.4
13. Quinn Cook, Canton	43	842	19.6
14. Terrico White, Bakersfield	42	821	19.5
16. Keith Appling, Erie	35	666	19.0
16. Earl Clark, BAK-DEL	33	611	18.5

REBOUNDS PER GAME

	G	REB	Avg
1. Alex Stepheson, Iowa	31	428	13.8
2. Vince Hunter, Reno	31	345	11.1
3. Tibor Pleiss, Idaho	28	292	10.4
4. Talib Zanna, Oklahoma City	45	456	10.1
5. Christian Wood, Delaware	32	302	9.4
6. Micheal Eric, Texas	39	366	9.4
7. Jeff Ayres, IDA-LAD	27	253	9.4
8. Jarnell Stokes, Sioux Falls	28	260	9.3

ASSISTS PER GAME

	GP	AST	AVG
1. Josh Magette, Los Angeles	45	412	9.2
2. Aaron Craft, Santa Cruz	30	219	7.3
3. David Stockton, Reno	44	318	7.2
4. DeAndre Liggins, Sioux Falls	34	238	7.0
5. Phil Pressey, Idaho	31	212	6.8
6. Tu Holloway, Texas	46	292	6.3
7. Xavier Munford, Bakersfield	40	252	6.3
8. Marquis Teague, Oklahoma City	50	295	5.9

FIELD GOAL PERCENTAGE

	FGM	FGA	PCT
1. Jarnell Stokes, Sioux Falls	250	376	.665
2. Sim Bhullar, Raptors 905	152	231	.658
3. Ronald Roberts, Raptors 905	174	282	.617
4. Joshua Smith, Rio Grande Valley	153	251	.610
5. Chris Walker, Rio Grande Valley	185	308	.601
6. Vince Hunter, Reno	256	427	.600
7. Micheal Eric, Texas	199	333	.598
8. Tibor Pleiss, Idaho	141	241	.585

3-POINT FIELD GOAL PERCENTAGE

	3PM	3PA	PCT
1. Jarell Eddie, Austin	32	61	.525
2. Mardracus Wade, Iowa	22	44	.500
3. Andre Ingram, Los Angeles	113	228	.496
4. Coron Williams, Maine	49	102	.480
5. Chad Toppert, Reno	89	187	.476
6. Akeem Richmond, Reno	29	61	.475
7. Orlando Johnson, AUS-BAK	53	115	.461
8. Bubu Palo, Sioux Falls	26	57	.456

FREE THROW PERCENTAGE

	FTM	FTA	PCT
1. Jimmer Fredette, Westchester	179	198	.904
2. Xavier Silas, Bakersfield	91	101	.901
3. Justin Harper, Los Angeles	82	92	.891
4. Scott Suggs, Raptors 905	136	153	.889
5. Tu Holloway, Texas	294	331	.888
6. Nick Minnerath, Canton	182	205	.888
7. Jeff Ayres, IDA-LAD	135	153	.882
8. Jordan Crawford, Westchester	67	76	.882

STEALS PER GAME

	GP	ST	AVG
1. Josh Magette, Los Angeles	45	110	2.4
2. Briante Weber, Sioux Falls	28	59	2.1
3. Lorenzo Brown, Grand Rapids	25	52	2.1
4. Greg Whittington, Sioux Falls	27	56	2.1
5. Phil Pressey, Idaho	31	64	2.1
6. DeAndre Liggins, Sioux Falls	34	70	2.1
7. Aaron Craft, Santa Cruz	30	59	2.0
8. Will Cummings, Rio Grande Valley	49	94	1.9

BLOCKS PER GAME

	GP	BS	AVG
1. Walter Tavares, AUS-CTN-BAK	28	90	3.2
2. Jordan Bachynski, Westchester	49	115	2.3
3. Raphaelael Putney, Rio Grande Valley	48	110	2.3
4. Micheal Eric, Texas	39	79	2.0
5. Bruno Caboclo, Raptors 905	37	65	1.8
6. Rakeem Christmas, Fort Wayne	48	81	1.7
7. Keith Benson, Sioux Falls	49	77	1.6
8. Vince Hunter, Reno	31	45	1.5

MINUTES PER GAME

	GP	MIN	AVG
1. DeAndre Liggins, Sioux Falls	34	1305	38.4
2. Sean Kilpatrick, Delaware	28	1074	38.4
3. Vander Blue, Los Angeles	48	1838	38.3
4. Josh Magette, Los Angeles	45	1707	37.9
5. Rodney McGruder, Sioux Falls	48	1798	37.5
6. Erick Green, Reno	40	1490	37.3
7. Terrico White, Bakersfield	42	1559	37.1
8. Jaron Johnson, Rio Grande Valley	50	1820	36.4

NBA DEVELOPMENT LEAGUE

2015-16 NBA DEVELOPMENT LEAGUE AWARD WINNERS

MOST VALUABLE PLAYER

Jarnell Stokes, Sioux Falls Skyforce

DENNIS JOHNSON COACH OF THE YEAR

Dan Craig, Sioux Falls Skyforce

DEFENSIVE PLAYER OF THE YEAR

DeAndre Liggins, Sioux Falls Skyforce

ROOKIE OF THE YEAR

Quinn Cook, Canton Charge

JASON COLLIER SPORTSMANSHIP AWARD

Scott Suggs, Raptors 905

IMPACT PLAYER OF THE YEAR

Ryan Gomes, Los Angeles D-Fenders

MOST IMPROVED PLAYER

Axel Toupane, Raptors 905

2015-16 ALL-NBA DEVELOPMENT LEAGUE TEAMS

FIRST TEAM

PLAYER	TEAM
Erick Green	Reno Bighorns
Vander Blue	Los Angeles D-Fenders
Jarnell Stokes	Sioux Falls Skyforce
Jeff Ayres	Los Angeles D-Fenders
Alex Stepheson	Iowa Energy

SECOND TEAM

PLAYER	TEAM
Jimmer Fredette	Westchester Knicks
Will Cummings	Rio Grande Valley Vipers
Coty Clarke	Maine Red Claws
Nick Minnerath	Canton Charge
DeAndre Liggins	Sioux Falls Skyforce

THIRD TEAM

PLAYER	TEAM
Sean Kilpatrick	Delaware 87ers
Quinn Cook	Canton Charge
Devin Ebanks	Grand Rapids Drive
Ryan Gomes	Los Angeles D-Fenders
Jordan Bachynski	Westchester Knicks

2015-16 ALL-NBA DEVELOPMENT LEAGUE ALL-ROOKIE TEAM

PLAYER	TEAM
Quinn Cook	Canton Charge
Will Cummings	Rio Grande Valley Vipers
Dakari Johnson	Oklahoma City Blue
JJ O'Brien	Idaho Stampede
Greg Whittington	Sioux Falls Skyforce

2015-16 ALL-NBA DEVELOPMENT LEAGUE ALL-DEFENSIVE TEAM

PLAYER	TEAM
Aaron Craft	Santa Cruz Warriors
Keith Appling	Erie BayHawks
Jordan Bachynski	Westchester Knicks
DeAndre Liggins	Sioux Falls Skyforce
Micheal Eric	Texas Legends

Diagram illustrating the layout and dimensions of a basketball court, including the key, free-throw line, three-point arc, and center circle.

Dimensions:

- Optimum Length:** 94 Feet
- Optimum Width:** 50 Feet
- Key Length:** 16 Feet
- Key Width:** 72 Inches
- Free-Throw Line:** 19 Feet, 10 Inches from the center of the circle
- Three-Point Arc:** 23 Feet, 9 Inches from the center of the circle
- Center Circle:** 6 Foot Radius Outside, 2 Feet Radius Inside
- Division Line:** 21 Feet from the bottom baseline
- Baseline:** 4 Feet from the bottom edge
- Key Width:** 12 Feet
- Key Depth:** 15 Feet
- Key Radius:** 14 Inches
- Key Width:** 3 Feet
- Key Depth:** 3 Feet
- Key Radius:** 14 Inches
- Key Width:** 1 Inch
- Key Depth:** 5 Feet, 3 Inches

Line Specifications:

- ALL LINES SHALL BE 2 INCHES WIDE (NEUTRAL ZONE EXCLUDED)
- THE COLOR OF THE LANE, SPACE MARKS AND NEUTRAL ZONES SHALL CONTRAST WITH THE COLOR OF THE BOUNDING LINES





FRANCHISE HISTORY

WON/LOSS RECORDS AMERICAN BASKETBALL ASSOCIATION

YEAR	COACH	W-L	PCT	PLAYOFFS	FINISH
1967-68	Larry Staverman	38-40	.487	0-3	Third, East
1968-69	Larry Staverman (2-7)				
	Bob Leonard (42-27)	44-34	.564	9-8	First, East
1969-70	Bob Leonard	59-25	.702	12-3	ABA Champ-First, East
1970-71	Bob Leonard	58-26	.690	7-4	First, West
1971-72	Bob Leonard	47-37	.560	12-8	ABA Champ-Second, West
1972-73	Bob Leonard	51-33	.607	12-6	ABA Champ-Second, West
1973-74	Bob Leonard	46-38	.548	7-7	Second, West
1974-75	Bob Leonard	45-39	.536	9-9	Third, West
1975-76	Bob Leonard	39-45	.464	1-2	Fifth in ABA

NATIONAL BASKETBALL ASSOCIATION

YEAR	COACH	W-L	PCT	PLAYOFFS	FINISH
1976-77	Bob Leonard	36-46	.439	0-0	Fifth, Midwest
1977-78	Bob Leonard	31-51	.378	0-0	Tied for Fifth, Midwest
1978-79	Bob Leonard	38-44	.463	0-0	Tied for Third, Midwest
1979-80	Bob Leonard	37-45	.451	0-0	Tied for Fourth, Central
1980-81	Jack McKinney	44-38	.537	0-2	Third, Central
1981-82	Jack McKinney	35-47	.427	0-0	Fourth, Central
1982-83	Jack McKinney	20-62	.244	0-0	Sixth, Central
1983-84	Jack McKinney	26-56	.317	0-0	Sixth, Central
1984-85	George Irvine	22-60	.268	0-0	Sixth, Central
1985-86	George Irvine	26-56	.317	0-0	Sixth, Central
1986-87	Jack Ramsay	41-41	.500	1-3	Fourth, Central
1987-88	Jack Ramsay	38-44	.463	0-0	Sixth, Central
1988-89	Jack Ramsay (0-7)				
	Mel Daniels (0-2)				
	George Irvine (6-14)				
	Dick Versace (22-31)	28-54	.341	0-0	Sixth, Central
1989-90	Dick Versace	42-40	.512	0-3	Tied for Fourth, Central
1990-91	Dick Versace (9-16)				
	Bob Hill (32-25)	41-41	.500	2-3	Fifth, Central
1991-92	Bob Hill	40-42	.488	0-3	Fourth, Central
1992-93	Bob Hill	41-41	.500	1-3	Fifth, Central
1993-94	Larry Brown	47-35	.573	10-6	Fourth, Central
1994-95	Larry Brown	52-30	.634	10-7	First, Central
1995-96	Larry Brown	52-30	.634	2-3	Second, Central
1996-97	Larry Brown	39-43	.476	0-0	Sixth, Central
1997-98	Larry Bird	58-24	.707	10-6	Second, Central
1998-99	Larry Bird	33-17	.660	9-4	First, Central
1999-00	Larry Bird	56-26	.683	13-10	Eastern Conf. Champ-First, Central
2000-01	Isiah Thomas	41-41	.500	1-3	Fourth, Central
2001-02	Isiah Thomas	42-40	.512	2-3	Tied for Third, Central
2002-03	Isiah Thomas	48-34	.585	2-4	Second, Central
2003-04	Rick Carlisle	61-21	.744	10-6	First, Central
2004-05	Rick Carlisle	44-38	.537	6-7	Third, Central
2005-06	Rick Carlisle	41-41	.500	2-4	Third, Central
2006-07	Rick Carlisle	35-47	.427	0-0	Fourth, Central
2007-08	Jim O'Brien	36-46	.439	0-0	Third, Central
2008-09	Jim O'Brien	36-46	.439	0-0	Fourth, Central
2009-10	Jim O'Brien	32-50	.390	0-0	Fourth, Central
2010-11	Jim O'Brien (17-27)				
	Frank Vogel (20-18)	37-45	.451	1-4	Second, Central
2011-12	Frank Vogel	42-24	.636	6-5	Second, Central
2012-13	Frank Vogel	49-32	.605	11-8	First, Central
2013-14	Frank Vogel	56-26	.683	10-9	First, Central
2014-15	Frank Vogel	38-44	.463	0-0	Fourth, Central
2015-16	Frank Vogel	45-37	.549	3-4	Second, Central
	ABA Record	427-317	.574	69-50	(.580)
	NBA Record	1606-1625	.497	112-110	(.505)
	TOTAL	2033-1942	.511	181-160	(.532)

WON/LOSS RECORDS

COACHES' RECORDS

COACH	YEARS	SEASONS	OVERALL		PLAYOFFS	
			W-L	PCT	W-L	PCT
Larry Staverman	1967-68	1+	40-47	.459	0-3	.000
Bob Leonard	1968-80	11+	529-456	.537	69-47	.595
	ABA:	7+	387-270	.589	69-47	.595
	NBA:	4	142-186	.433	0-0	.000
Jack McKinney	1980-84	4	125-203	.381	0-2	.000
George Irvine	1984-86, 1988-89	2+	54-130	.293	0-0	.000
Jack Ramsay	1986-88	2+	79-92	.462	1-3	.250
Mel Daniels	1988-89	1	0-2	.000	0-0	.000
Dick Versace	1989-90	2+	73-87	.456	0-3	.000
Bob Hill	1990-93	2+	113-108	.511	3-9	.250
Larry Brown	1993-97	4	190-138	.579	22-16	.579
Larry Bird	1997-00	3	147-67	.687	32-20	.615
Isiah Thomas	2000-03	3	131-115	.533	5-10	.333
Rick Carlisle	2003-07	4	181-147	.552	18-17	.514
Jim O'Brien	2007-11	3+	121-169	.417	0-0	.000
Frank Vogel	2011-16	5+	250-181	.580	31-30	.508

OTHER TEAMS IN INDIANAPOLIS

TEAM	YEAR	COACH	W-L	PLAYOFFS	FINISH
Indianapolis Jets	1948-49	Bruce Hale	(4-13)		
		Burl Friddle	(14-29)	18-42	0-0 Sixth, Western
Indianapolis Olympians	1949-50	Clifford Barker		39-25	3-3 First, Western
	1950-51	Clifford Barker		24-32	
		Wallace Jones	(7-5)	31-37	1-2 Fourth, Western
	1951-52	Herman Schaefer		34-32	0-2 Third, Western
Western	1952-53	Herman Schaefer		28-43	0-2 Fourth, Western
	1952-53	Herman Schaefer		28-43	0-2 Fourth, Western

PACERS CHRONOLOGY

OWNERS

Indiana Professional Sports, Inc.	1967-75
Arena Sports Inc.	1975-76
Indiana Pacers, L.P.	1976-79
Sam Nassi	1979-83
Melvin Simon, Herbert Simon	1983-2009
Herbert Simon	2009-present

CHAIRMAN OF THE BOARD

L. Charles DeVoe	1974-75
W.D. Eason	1975-77
John R. Jewett	1977-79
Sam Nassi	1979-83
Melvin Simon	
Herbert Simon	1983-2009
Herbert Simon	2009-present

CHAIRMAN AND CHIEF EXECUTIVE OFFICER

Herbert Simon	2008-present
---------------	--------------

VICE CHAIRMAN

Jim Morris	2014-present
------------	--------------

PRESIDENTS

E.J. Bannon	1967-68
John DeVoe	1968-69
L. Charles DeVoe	1969-74
John Weissert	1974-75
Thomas Binford	1975-76
James C. Hilliard	1976-77
Robert J. Salyers	1983-86
Donnie Walsh*	1988-08
Jim Morris	2008-14
Rick Fuson**	2014-present
* Named CEO/President, July 11, 2003	
** Named President/COO, October, 2014	

PRESIDENT OF BASKETBALL OPERATIONS

Larry Bird	2003-12, 2013-present
Donnie Walsh	2012-13

GENERAL MANAGERS

Mike Storen	1967-70
John Weissert	1970-75
Bob Leonard	1976-80
Dick Vertlieb	1980-81
Robert J. Salyers	1981-83
Donnie Walsh	1986-88
David Kahn	1998-02
David Morway	2008-12
Kevin Pritchard	2012-present

CHIEF OPERATING OFFICER

Rick Fuson	2008-present
------------	--------------

EXECUTIVE VICE PRESIDENT

Rick Fuson	2006-08
------------	---------

HEAD COACHES

Larry Staverman	1967-68
Bob Leonard	1968-80
Jack McKinney	1980-84
George Irvine	1984-86
Jack Ramsay	1986-88
Mel Daniels	1988
George Irvine	1988-89
Dick Versace	1989-90
Bob Hill	1990-93
Larry Brown	1993-97
Larry Bird	1997-00
Isiah Thomas	2000-03
Rick Carlisle	2003-07
Jim O'Brien	2007-11
Frank Vogel	2011-16
Nate McMillan	2016-present

ASSOCIATE HEAD COACH

Mike Brown	2003-05
Brian Shaw	2011-13
Nate McMillan	2013-16

ASSISTANT COACHES

Bobby Joe Hooper	1971-72
Jerry Oliver	1974-79
Jack McCloskey	1979-80
Roger Brown	1979-80
George Irvine	1980-83
Scotty Robertson	1983-84
Donnie Walsh	1984-86
Dick Harter	1986-88
Mel Daniels	1988-89
Dave Twardzik	1986-89
Bob Ociepa	1989-93
Bob Hill	1989-90
Billy Knight	1990-92
George Irvine	1991-92
Mel Daniels	1991-93
Randy Wittman	1992-93
Ed Badger	1992-93
Bill Blair	1993-94
George Irvine	1993-95
Gar Heard	1993-97
Billy King	1993-97

Herb Brown	1995-96
Bill Blair	1996-97
Rick Carlisle	1997-00
Dick Harter	1997-00
Wayne "Tree" Rollins	2000-02
Vern Fleming	2000-03
Brendan Malone	2000-03
Jim Stack	2000-03
Mark Aguirre	2002-03
Dan Burke	2002-present
Chad Forcier	2003-07
Ron Rothstein	2003-04
Kevin O'Neill	2004-06
Chuck Person	2005-07
Johnny Davis	2006-07
Leonard Perry	2006-07
Dick Harter	2007-10
Lester Conner	2007-10
Jay DeFruscio	2007-11
Frank Vogel	2007-11
Walter McCarty	2010-11
Vitaly Potapenko	2010-11
Jim Boylen	2011-13
Popeye Jones	2013-present
Bill Bayno	2016-present

ATHLETIC TRAINERS

Bernie Lareau	1967-70
David Craig	1970-05
Josh Corbeil	2005-present

PRIMARY RADIO ANNOUNCERS

Jerry Baker	1967-68
Joe McConnell	1972-77
Bob Lamey	1977-84
Jerry Gross	1984-85
Greg Papa	1985-86
Greg Lucas	1986-87
Mike Inglis	1987-88
Mark Boyle	1988-present

PRIMARY TV ANNOUNCERS

Brian Madden	1967-69
Don Hein	1970-74, 1977-79
Jerry Baker	1972-77, 1990-98
Bob Lamey	1979-83
Marty Brennaman	1983-84
Jerry Gross	1984-85
Eddie Doucette	1985-88
Bill Hazen	1988-89
Al Albert	1998-06
Chris Denari	2006-present

PLAYING FACILITIES

State Fairgrounds Coliseum	1967-74
Market Square Arena	1974-99
Bankers Life Fieldhouse	1999-present

PUBLICITY/MEDIA RELATIONS DIRECTORS

Jerry Kissel	1967-69
Tom Feske	1969-75
Bill Marvel	1975-76
Lee Daniel	1976-80
Ed McKee	1980-82
David Patison	1982-85
Paul White	1985
Dale Ratermann	1985-94
David Benner	1994-present

PACERS HONOR ROLL AMERICAN BASKETBALL ASSOCIATION

MOST VALUABLE PLAYERS

1968-69	Mel Daniels
1970-71	Mel Daniels
1974-75	George McGinnis

ALL-ROOKIE TEAM

1967-68	Bob Netolicky, F, 1st
1971-72	George McGinnis, F, 1st
1974-75	Billy Knight, F, 1st

ALL-DEFENSIVE TEAM

1974-75	Don Buse, G, 1st
---------	------------------

ALL-LEAGUE TEAM

1967-68	Roger Brown, F, 2nd
1968-69	Mel Daniels, C, 1st
1969-70	Mel Daniels, C, 1st
Roger Brown, F, 2nd	
Bob Netolicky, F, 2nd	

1970-71	Mel Daniels, C, 1st
Roger Brown, F, 1st	
1972-73	George McGinnis, F, 2nd
Mel Daniels, C, 2nd	
1973-74	George McGinnis, F, 1st
1974-75	George McGinnis, F, 1st

NATIONAL BASKETBALL ASSOCIATION

EXECUTIVE OF THE YEAR

2011-12	Larry Bird
---------	------------

COACH OF THE YEAR

1980-81	Jack McKinney
1997-98	Larry Bird

ROOKIE OF THE YEAR

1986-87	Chuck Person
---------	--------------

SIXTH MAN OF THE YEAR

1990-91	Detlef Schrempf
1991-92	Detlef Schrempf

MOST IMPROVED PLAYER

1999-00	Jalen Rose
2001-02	Jermaine O'Neal
2008-09	Danny Granger
2012-13	Paul George

DEFENSIVE PLAYER OF THE YEAR

2003-04	Ron Artest
---------	------------

ALL-NBA TEAM

1994-95	Reggie Miller, 3rd
1995-96	Reggie Miller, 3rd
1997-98	Reggie Miller, 3rd
2001-02	Jermaine O'Neal, 3rd
2002-03	Jermaine O'Neal, 3rd
2003-04	Ron Artest, 3rd
	Jermaine O'Neal, 2nd
2012-13	Paul George, 3rd
2013-14	Paul George, 3rd
2015-16	Paul George, 3rd

ALL-ROOKIE TEAM

1981-82	Herb Williams, C, 2nd
1982-83	Clark Kellogg, F, 1st
1983-84	Steve Stipanovich, C, 1st
1984-85	Vern Fleming, G, 2nd
1985-86	Wayman Tisdale, F, 2nd
1986-87	Chuck Person, F, 1st
1987-88	Reggie Miller, G, 2nd
1988-89	Rik Smits, C, 1st
2001-02	Jamaal Tinsley, G, 2nd
2005-06	Danny Granger, F, 2nd
2010-11	Paul George, F, 2nd
2015-16	Myles Turner, F/C, 2nd

ALL-DEFENSIVE TEAM

1976-77	Don Buse, G, 1st
1980-81	Dudley Bradley, G, 2nd
1991-92	Michael Williams, G, 2nd
1994-95	Derrick McKee, F, 2nd
1995-96	Derrick McKee, F, 2nd
2002-03	Ron Artest, F, 2nd
2003-04	Ron Artest, F, 1st
2012-13	Paul George, F, 2nd
2013-14	Paul George, F, 1st
	Roy Hibbert, C, 2nd

2015-16	Paul George, F, 2nd
---------	---------------------

ALL-STAR GAME

1976-77	Don Buse, G, West
	Billy Knight, F, West
1989-90	Reggie Miller, G, East
1992-93	Detlef Schrempf, F, East
1994-95	Reggie Miller, G, East*
1995-96	Reggie Miller, G, East
1997-98	Larry Bird, Coach, East
	Reggie Miller, G, East
	Rik Smits, C, East
1999-00	Dale Davis, F, East
	Reggie Miller, G, East
2001-02	Jermaine O'Neal, F-C, East
2002-03	Isiah Thomas, Coach, East
	Brad Miller, C, East
	Jermaine O'Neal, F, East*
2003-04	Rick Carlisle, Coach, East
	Ron Artest, F, East
	Jermaine O'Neal, F, East*
2004-05	Jermaine O'Neal, F, East
2005-06	Jermaine O'Neal, F, East*
2006-07	Jermaine O'Neal, F, East
2008-09	Danny Granger, F, East
2011-12	Roy Hibbert, C, East
2012-13	Paul George, F, East
2013-14	Frank Vogel, Coach, East
	Paul George, F, East*
	Roy Hibbert, C, East

2015-16	Paul George, F, East*
---------	-----------------------

*Voted as a starter

SLAM DUNK CHALLENGE

1984-85	Terrence Stansbury, 3rd
1985-86	Terrence Stansbury, 3rd
1990-91	Kenny Williams, 5th
1993-94	Antonio Davis, 5th
2000-01	Jonathan Bender, t-4th
2003-04	Fred Jones, 1st
2011-12	Paul George, t-3rd
2012-13	Gerald Green
2013-14	Paul George

3-PT SHOOTOUT

1988-89	Reggie Miller, 4th
1989-90	Reggie Miller, 2nd
1992-93	Reggie Miller, 5th
1994-95	Reggie Miller, 2nd
1997-98	Reggie Miller, t-7th
2008-09	Danny Granger, t-5th
2012-13	Paul George

RISEING STARS CHALLENGE

1993-94	Antonio Davis
1996-97	Erick Dampier
2001-02	Jamaal Tinsley
2002-03	Jamaal Tinsley
2005-06	Danny Granger
	Sarunas Jasikevicius

2006-07	Danny Granger
2011-12	Paul George

ROOKIE OF THE MONTH

1982-83	Clark Kellogg, December
1986-87	Chuck Person, November
	Chuck Person, February
2001-02	Jamaal Tinsley, November
	Jamaal Tinsley, March
2015-16	Myles Turner, February

COACH OF THE MONTH

1989-90	Dick Versace, November
1993-94	Larry Brown, February
1997-98	Larry Bird, January
2000-01	Isiah Thomas, April
2002-03	Isiah Thomas, November
2003-04	Rick Carlisle, November
2011-12	Frank Vogel, April
2013-14	Frank Vogel, November
2014-15	Frank Vogel, February
2015-16	Frank Vogel, April

PLAYER OF THE MONTH

1991-92	Detlef Schrempf, February
2002-03	Jermaine O'Neal, January
	Jermaine O'Neal, April
2003-04	Jermaine O'Neal, December
2013-14	Paul George, November
2015-16	Paul George, November

PLAYER OF THE WEEK

1980-81	Billy Knight, 11/16
1985-86	Herb Williams, 4/7
1988-89	Chuck Person, 3/6
1989-90	Vern Fleming, 11/13
1990-91	Reggie Miller, 2/25
1994-95	Rik Smits, 3/12
1995-96	Reggie Miller, 1/29
1997-98	Rik Smits, 1/4
1999-00	Jalen Rose, 3/19
2001-02	Jermaine O'Neal, 12/24
2002-03	Ron Artest, 11/18
	Jermaine O'Neal, 1/13
2003-04	Ron Artest, 11/10; 3/29
2004-05	Reggie Miller, 4/4
2007-08	Danny Granger, 11/5
2012-13	Paul George, 12/16
2013-14	Paul George, 11/11
	Paul George, 1/20
2015-16	Paul George, 11/29

J. WALTER KENNEDY CITIZENSHIP AWARD

2003-04	Reggie Miller
---------	---------------

COMMUNITY ASSIST AWARD

2003-04	Jermaine O'Neal, December
2006-07	Jermaine O'Neal, December
2013-14	George Hill, October

STATISTICAL LEADERS

NOTE: Due to incomplete records, statistics from the 1968-69 season are not complete in the following categories: Assists, 3-pt FGs, Total Rebounds, Offensive Rebounds, Defensive Rebounds, Minutes and Turnovers.

SCORING AVERAGE

MINIMUM 1000 POINTS	TP	AVG
1967-68	Freddie Lewis	1565 20.6
1968-69	Mel Daniels	1824 24.0
1969-70	Roger Brown	1935 23.0
1970-71	Mel Daniels	1723 21.0
1971-72	Mel Daniels	1513 19.1
1972-73	George McGinnis	2261 27.6
1973-74	George McGinnis	2071 25.9
1974-75	George McGinnis	2353 29.8
1975-76	Billy Knight	1969 28.1
1976-77	Billy Knight	2075 26.6
1977-78	Rickey Sobers	1436 18.2
1978-79	Johnny Davis	1444 18.3
1979-80	Mickey Johnson	1566 19.1
1980-81	Billy Knight	1436 17.5
1981-82	Johnny Davis	1396 17.0
1982-83	Clark Kellogg	1625 20.1
1983-84	Clark Kellogg	1506 19.1
1984-85	Clark Kellogg	1432 18.6
1985-86	Herb Williams	1549 19.9
1986-87	Chuck Person	1541 18.8
1987-88	Chuck Person	1341 17.0
1988-89	Chuck Person	1728 21.6
1989-90	Reggie Miller	2016 24.6
1990-91	Reggie Miller	1855 22.6
1991-92	Reggie Miller	1695 20.7
1992-93	Reggie Miller	1736 21.2
1993-94	Reggie Miller	1574 19.9
1994-95	Reggie Miller	1588 19.6
1995-96	Reggie Miller	1606 21.1
1996-97	Reggie Miller	1751 21.6
1997-98	Reggie Miller	1578 19.5
1998-99	Reggie Miller	920 *18.4
1999-00	Jalen Rose	1457 18.2
2000-01	Jalen Rose	1478 20.5
2001-02	Jermaine O'Neal	1371 19.0
2002-03	Jermaine O'Neal	1600 20.8
2003-04	Jermaine O'Neal	1566 20.1
2004-05	Jermaine O'Neal	1068 24.3
2005-06	Jermaine O'Neal	1024 20.1
2006-07	Jermaine O'Neal	1339 19.4
2007-08	Danny Granger	1567 19.6
2008-09	Danny Granger	1728 25.8
2009-10	Danny Granger	1497 24.1
2010-11	Danny Granger	1622 20.5
2011-12	Danny Granger	1159 18.7
2012-13	Paul George	1377 17.4
2013-14	Paul George	1737 21.7
2014-15	C.J. Miles	942 **13.5
2015-16	Paul George	1874 23.1

* 1998-99 season was shortened to 50 games

**No Pacers player scored more than 1000 points in the 2014-15 season.

POINTS

	TP	AVG
1967-68	Freddie Lewis	1565 20.6
1968-69	Mel Daniels	1824 24.0
1969-70	Roger Brown	1935 23.0
1970-71	Mel Daniels	1723 21.0
1971-72	Mel Daniels	1513 19.1
1972-73	George McGinnis	2261 27.6
1973-74	George McGinnis	2071 25.9
1974-75	George McGinnis	2353 29.8
1975-76	Billy Knight	1969 28.1
1976-77	Billy Knight	2075 26.6
1977-78	Ricky Sobers	1436 18.2
1978-79	Johnny Davis	1444 18.3
1979-80	Mickey Johnson	1566 19.1
1980-81	Billy Knight	1436 17.5
1981-82	Johnny Davis	1396 17.0
1982-83	Clark Kellogg	1625 20.1
1983-84	Clark Kellogg	1506 19.1
1984-85	Clark Kellogg	1432 18.6
1985-86	Herb Williams	1549 19.9
1986-87	Chuck Person	1541 18.8
1987-88	Chuck Person	1341 17.0
1988-89	Chuck Person	1728 21.6
1989-90	Reggie Miller	2016 24.6
1990-91	Reggie Miller	1855 22.6
1991-92	Reggie Miller	1695 20.7
1992-93	Reggie Miller	1736 21.2
1993-94	Reggie Miller	1574 19.9
1994-95	Reggie Miller	1588 19.6
1995-96	Reggie Miller	1606 21.1
1996-97	Reggie Miller	1751 21.6
1997-98	Reggie Miller	1578 19.5
1998-99	Reggie Miller	920 18.4
1999-00	Reggie Miller	1470 18.1
2000-01	Reggie Miller	1527 18.9
2001-02	Jermaine O'Neal	1371 19.0
2002-03	Jermaine O'Neal	1600 20.8
2003-04	Jermaine O'Neal	1566 20.1
2004-05	Jermaine O'Neal	1068 24.3
2005-06	Stephen Jackson	1329 16.4
2006-07	Jermaine O'Neal	1339 19.4
2007-08	Danny Granger	1567 19.6
2008-09	Danny Granger	1728 25.8
2009-10	Danny Granger	1497 24.1
2010-11	Danny Granger	1622 20.5
2011-12	Danny Granger	1159 18.7
2012-13	Paul George	1377 17.4
2013-14	Paul George	1737 21.7
2014-15	C.J. Miles	942 13.5
2015-16	Paul George	1874 23.1

STATISTICAL LEADERS

FG PERCENTAGE

MINIMUM OF 300 FGA	PCT	FG-FGA
1967-68	Bob Netolicky	.504 468-928
1968-69	Bob Netolicky	.509 583-1145
1969-70	Art Becker	.521 309-593
1970-71	Mel Daniels	.514 698-1357
1971-72	Mel Daniels	.505 598-1184
1972-73	George McGinnis	.495 868-1755
1973-74	Darnell Hillman	.498 328-658
1974-75	Billy Knight	.534 580-1087
1975-76	Billy Knight	.494 774-1567
1976-77	Billy Knight	.493 831-1687
1977-78	Dan Roundfield	.489 421-861
1978-79	Billy Knight	.528 441-835
1979-80	Billy Knight	.533 385-722
1980-81	Billy Knight	.533 546-1025
1981-82	Louis Orr	.497 357-719
1982-83	Billy Knight	.520 512-984
1983-84	Jerry Sichting	.532 397-746
1984-85	Jerry Sichting	.521 325-624
1985-86	Wayman Tisdale	.515 516-1002
1986-87	Wayman Tisdale	.513 458-892
1987-88	Vern Fleming	.523 442-845
1988-89	Rik Smits	.517 386-746
1989-90	Rik Smits	.533 515-967
1990-91	Vern Fleming	.531 356-671
1991-92	Detlef Schrempf	.536 496-925
1992-93	Dale Davis	.568 304-535
1993-94	Rik Smits	.534 493-923
1994-95	Dale Davis	.563 324-576
1995-96	Dale Davis	.558 334-599
1996-97	Dale Davis	.538 370-688
1997-98	Dale Davis	.548 273-498
1998-99	Dale Davis	.533 161-302
1999-00	Dale Davis	.502 302-602
2000-01	Jermaine O'Neal	.465 404-868
2001-02	Jermaine O'Neal	.479 543-1133
2002-03	Brad Miller	.493 329-667
2003-04	Jeff Foster	.544 197-362
2004-05	Jeff Foster	.519 168-324
2005-06	Jermaine O'Neal	.472 380-805
2006-07	Troy Murphy	.460 185-402
2007-08	Jeff Foster	.550 205-373
2008-09	Rasho Nesterovic	.513 224-437
2009-10	Roy Hibbert	.495 387-782
2010-11	Josh McRoberts	.547 211-386
2011-12	Roy Hibbert	.497 332-668
2010-11	Josh McRoberts	.547 211-386
2011-12	Roy Hibbert	.497 332-668
2012-13	David West	.498 502-1009
2013-14	Lance Stephenson	.491 427-870
2014-15	George Hill	.477 255-535
2015-16	Myles Turner	.498 264-530

3-PT FG PERCENTAGE

To rank in the NBA's Top 10 in 3-pt FGS, the league minimum for 3-pt FGS is 55 FGM. Statistics below indicate Pacers' season leader by percentage.

	PCT	FG-FGA
1967-68	Jim Rayl	.326 57-175
1968-69	Jim Rayl	.370 34-92
1969-70	Roger Brown	.333 40-120
1970-71	Billy Keller	.365 84-230
1971-72	Billy Keller	.331 56-169
1972-73	Roger Brown	.356 42-118
1973-74	Billy Keller	.382 50-131
1974-75	George McGinnis	.354 62-175
1975-76	Billy Keller	.352 123-349
1976-77 to 1978-79 No 3-pt FGs in NBA		
1979-80	Joe Hassett	.348 69-198
1980-81	Don Buse	.328 19-58
1981-82	Don Buse	.386 73-189
1982-83	Butch Carter	.333 17-51
1983-84	Butch Carter	.326 15-46
1984-85	Clark Kellogg	.500 7-14
1985-86	Clark Kellogg	.308 4-13
1986-87	Chuck Person	.355 49-138
1987-88	John Long	.442 34-77
1988-89	Reggie Miller	.402 98-244
1989-90	Reggie Miller	.414 150-362
1990-91	Detlef Schrempf	.375 15-40
1991-92	Reggie Miller	.378 129-341
1992-93	Reggie Miller	.399 167-419
1993-94	Reggie Miller	.421 123-292
1994-95	Reggie Miller	.415 195-470
1995-96	Mark Jackson	.430 64-149
1996-97	Reggie Miller	.427 229-536
1997-98	Chris Mullin	.440 107-243
1998-99	Chris Mullin	.465 73-157
1999-00	Derrick McKey	.435 10-23
2000-01	Travis Best	.381 37-97
2001-02	Reggie Miller	.406 180-443
2002-03	Erick Strickland	.388 62-160
2003-04	Jonathan Bender	.409 9-22
2004-05	Ron Artest	.412 7-17
2005-06	Peja Stojakovic	.404 91-225
2006-07	Al Harrington	.458 54-118
2007-08	Mike Dunleavy	.424 165-389
2008-09	Troy Murphy	.450 161-358
2009-10	Brandon Rush	.411 124-302
2010-11	Brandon Rush	.417 93-223
2011-12	Paul George	.385 90-234
2012-13	George Hill	.368 130-353
2013-14	George Hill	.365 95-260
2014-15	Damjan Rudez	.406 69-170
2015-16	George Hill	.408 128-314

STATISTICAL LEADERS

FT PERCENTAGE

MINIMUM OF 100 FTA	PCT	FT-FTA
1967-68	Freddie Lewis	.798 465-583
1968-69	Freddie Lewis	.822 419-510
1969-70	Billy Keller	.850 164-193
1970-71	Billy Keller	.867 267-308
1971-72	Billy Keller	.879 153-174
1972-73	Billy Keller	.870 234-269
1973-74	Billy Keller	.870 107-123
1974-75	Billy Keller	.883 113-128
1975-76	Billy Keller	.896 164-183
1976-77	Dave Robisch	.832 213-256
1977-78	Ricky Sobers	.825 330-400
1978-79	Ricky Sobers	.882 298-338
1979-80	Johnny Davis	.864 304-352
1980-81	Billy Knight	.832 341-410
1981-82	Billy Knight	.826 233-282
1982-83	Jerry Sichting	.860 92-107
1983-84	Jerry Sichting	.867 117-135
1984-85	Jerry Sichting	.875 112-128
1985-86	Clint Richardson	.837 123-147
1986-87	John Long	.890 219-246
1987-88	John Long	.907 166-183
1988-89	Scott Skiles	.903 130-144
1989-90	Reggie Miller	.868 544-627
1990-91	Reggie Miller	.918 551-600
1991-92	Micheal Williams	.871 372-427
1992-93	Reggie Miller	.880 427-485
1993-94	Reggie Miller	.908 403-444
1994-95	Reggie Miller	.897 383-427
1995-96	Reggie Miller	.863 430-498
1996-97	Reggie Miller	.880 418-475
1997-98	Chris Mullin	.939 154-164
1998-99	Reggie Miller	.915 226-247
1999-00	Reggie Miller	.919 373-406
2000-01	Reggie Miller	.928 323-348
2001-02	Reggie Miller	.911 296-325
2002-03	Reggie Miller	.900 207-230
2003-04	Austin Croshere	.894 93-104
2004-05	Reggie Miller	.933 250-268
2005-06	Sarunas Jasikevicius	.910 121-133
2006-07	Stephen Jackson	.822 120-146
2007-08	Danny Granger	.852 322-378
2008-09	Danny Granger	.878 404-460
2009-10	Danny Granger	.848 363-428
2010-11	Darren Collison	.871 202-232
2011-12	Danny Granger	.873 254-291
2012-13	George Hill	.817 174-213
2013-14	Paul George	.864 401-464
2014-15	C.J. Watson	.826 138-167
2015-16	Paul George	.860 454-528

REBOUNDS

		REB	AVG
1967-68	Bob Netolicky	819	11.5
1968-69	Mel Daniels	1256	16.5
1969-70	Mel Daniels	1462	17.6
1970-71	Mel Daniels	1475	18.0
1971-72	Mel Daniels	1297	16.4
1972-73	Mel Daniels	1247	15.4
1973-74	George McGinnis	1197	15.0
1974-75	George McGinnis	1126	14.3
1975-76	Len Elmore	819	10.8
1976-77	Darnell Hillman	693	8.5
1977-78	Dan Roundfield	802	10.2
1978-79	James Edwards	693	8.5
1979-80	Mickey Johnson	681	8.3
1980-81	James Edwards	571	7.0
1981-82	Herb Williams	605	7.4
1982-83	Clark Kellogg	860	10.6
1983-84	Clark Kellogg	719	9.1
1984-85	Clark Kellogg	724	9.4
1985-86	Herb Williams	710	9.1
1986-87	Chuck Person	677	8.3
1987-88	Steve Stipanovich	662	8.3
1988-89	Chuck Person	516	6.5
1989-90	LaSalle Thompson	630	7.7
1990-91	Detlef Schrempf	660	8.0
1991-92	Detlef Schrempf	770	9.6
1992-93	Detlef Schrempf	780	9.5
1993-94	Dale Davis	718	10.9
1994-95	Dale Davis	696	9.4
1995-96	Dale Davis	709	9.1
1996-97	Dale Davis	772	9.7
1997-98	Dale Davis	611	7.8
1998-99	Dale Davis	416	8.3
1999-00	Dale Davis	729	9.9
2000-01	Jermaine O'Neal	794	9.8
2001-02	Jermaine O'Neal	757	10.5
2002-03	Jermaine O'Neal	796	10.3
2003-04	Jermaine O'Neal	778	10.0
2004-05	Jeff Foster	550	9.0
2005-06	Jermaine O'Neal	476	9.3
2006-07	Jermaine O'Neal	661	9.6
2007-08	Jeff Foster	668	8.7
2008-09	Troy Murphy	861	11.8
2009-10	Troy Murphy	737	10.2
2010-11	Roy Hibbert	610	7.5
2011-12	Roy Hibbert	572	8.8
2012-13	Roy Hibbert	656	8.3
2013-14	Lance Stephenson	558	7.2
2014-15	Roy Hibbert	540	7.1
2015-16	Paul George	563	7.0

STATISTICAL LEADERS

ASSISTS

		AST	AVG
1967-68	Roger Brown	327	4.3
1968-69	Freddie Lewis	346	4.4
1969-70	Roger Brown	392	4.7
1970-71	Billy Keller	437	5.3
1971-72	Freddie Lewis	362	4.7
1972-73	Billy Keller	361	4.3
1973-74	Freddie Lewis	322	4.1
1974-75	George McGinnis	495	6.3
1975-76	Don Buse	689	8.2
1976-77	Don Buse	685	8.5
1977-78	Ricky Sobers	584	7.4
1978-79	Johnny Davis	453	5.7
1979-80	Johnny Davis	440	5.4
1980-81	Johnny Davis	480	6.3
1981-82	Don Buse	407	5.0
1982-83	Jerry Sichting	433	5.6
1983-84	Jerry Sichting	457	5.7
1984-85	Jerry Sichting	264	3.8
1985-86	Vern Fleming	505	6.3
1986-87	Vern Fleming	473	5.8
1987-88	Vern Fleming	568	7.1
1988-89	Vern Fleming	494	6.5
1989-90	Vern Fleming	610	7.4
1990-91	Vern Fleming	369	5.3
1991-92	Micheal Williams	647	8.2
1992-93	Pooh Richardson	573	7.7
1993-94	Haywoode Workman	404	6.2
1994-95	Mark Jackson	616	7.5
1995-96	Mark Jackson	635	7.8
1996-97	Travis Best	318	4.2
1997-98	Mark Jackson	713	8.7
1998-99	Mark Jackson	386	7.9
1999-00	Mark Jackson	650	8.0
2000-01	Travis Best	473	6.1
2001-02	Jamaal Tinsley	647	8.1
2002-03	Jamaal Tinsley	548	7.5
2003-04	Jamaal Tinsley	303	5.8
2004-05	Jamaal Tinsley	257	6.4
2005-06	Anthony Johnson	324	4.3
2006-07	Jamaal Tinsley	494	6.9
2007-08	Jamaal Tinsley	326	8.4
2008-09	T.J. Ford	392	5.3
2009-10	Earl Watson	399	5.1
2010-11	Darren Collison	403	5.1
2011-12	Darren Collison	287	4.8
2012-13	George Hill	355	4.7
2013-14	Lance Stephenson	359	4.6
2014-15	David West	223	3.4
2015-16	Monta Ellis	383	4.7

BLOCKED SHOTS

Blocked shots not recorded until 1972-73

		BS	AVG
1972-73	Mel Daniels	157	1.9
1973-74	Darnell Hillman	177	2.1
1974-75	Darnell Hillman	133	1.6
1975-76	Len Elmore	178	2.3
1976-77	Dan Roundfield	131	2.1
1977-78	Dan Roundfield	149	1.9
1978-79	James Edwards	109	1.3
1979-80	Clemon Johnson	121	1.5
1980-81	James Edwards	128	1.6
1981-82	Herb Williams	178	2.2
1982-83	Herb Williams	171	2.2
1983-84	Herb Williams	108	1.6
1984-85	Herb Williams	134	1.8
1985-86	Herb Williams	184	2.4
1986-87	Steve Stipanovich	97	1.2
1987-88	Herb Williams	146	1.9
1988-89	Rik Smits	151	1.8
1989-90	Rik Smits	169	2.1
1990-91	Rik Smits	111	1.5
1991-92	Rik Smits	100	1.4
1992-93	Dale Davis	148	1.8
1993-94	Dale Davis	106	1.6
1994-95	Dale Davis	116	1.6
1995-96	Dale Davis	112	1.4
1996-97	Antonio Davis	84	1.0
1997-98	Rik Smits	88	1.2
1998-99	Dale Davis	57	1.1
1999-00	Rik Smits	100	1.3
2000-01	Jermaine O'Neal	228	2.8
2001-02	Jermaine O'Neal	166	2.3
2002-03	Jermaine O'Neal	178	2.3
2003-04	Jermaine O'Neal	199	2.6
2004-05	Jermaine O'Neal	88	2.0
2005-06	Jermaine O'Neal	117	2.3
2006-07	Jermaine O'Neal	182	2.6
2007-08	Jermaine O'Neal	87	2.1
2008-09	Danny Granger	97	1.4
2009-10	Roy Hibbert	131	1.6
2010-11	Roy Hibbert	142	1.8
2011-12	Roy Hibbert	128	2.0
2012-13	Roy Hibbert	206	2.6
2011-12	Roy Hibbert	128	2.0
2013-14	Roy Hibbert	182	2.3
2014-15	Roy Hibbert	125	1.6
2015-16	Myles Turner	86	1.4

STATISTICAL LEADERS

STEALS

Steals not recorded until 1972-73

		ST	AVG
1972-73	George McGinnis	157	1.9
1973-74	George McGinnis	159	2.0
1974-75	George McGinnis	206	2.6
1975-76	Don Buse	346	4.1
1976-77	Don Buse	281	3.5
1977-78	Ricky Sobers	170	2.2
1978-79	Ricky Sobers	138	1.7
1979-80	Dudley Bradley	211	2.6
1980-81	Dudley Bradley	186	2.3
1981-82	Don Buse	164	2.0
1982-83	Clark Kellogg	141	1.7
1983-84	Butch Carter	128	1.8
1984-85	Vern Fleming	99	1.2
1985-86	Vern Fleming	131	1.6
1986-87	Vern Fleming	109	1.3
1987-88	Vern Fleming	115	1.4
1988-89	Reggie Miller	93	1.3
1989-90	Reggie Miller	110	1.3
1990-91	Micheal Williams	150	2.1
1991-92	Micheal Williams	233	2.9
1992-93	Reggie Miller	120	1.5

		ST	AVG
1993-94	Reggie Miller	119	1.5
1994-95	Derrick McKey	125	1.5
1995-96	Mark Jackson	100	1.2
1996-97	Travis Best	98	1.3
1997-98	Chris Mullin	95	1.2
1998-99	Jalen Rose	50	1.0
1999-00	Reggie Miller	85	1.1
2000-01	Travis Best	110	1.6
2001-02	Jamaal Tinsley	138	1.7
2002-03	Ron Artest	159	2.3
2003-04	Ron Artest	152	2.1
2004-05	Jamaal Tinsley	81	2.0
2005-06	Stephen Jackson	104	1.3
2006-07	Jamaal Tinsley	117	1.6
2007-08	Danny Granger	95	1.2
2008-09	T.J. Ford	89	1.2
2009-10	Earl Watson	104	1.3
2010-11	Danny Granger	89	1.1
2011-12	Paul George	108	1.6
2012-13	Paul George	143	1.8
2013-14	Paul George	151	1.9
2014-15	Solomon Hill	66	0.8
2015-16	Paul George	152	1.9

FRANCHISE TOP 10

SEASONS

1. Reggie Miller	18
2. Jeff Foster	13
3. Rik Smits	12
4. Vern Fleming	11
5. Dale Davis	10
6. Austin Croshere	9
Danny Granger	
7. Roger Brown	8
Billy Knight	
Freddie Lewis	
Derrick McKay	
Bob Netolicky	
LaSalle Thompson	
Herb Williams	

GAMES

1. Reggie Miller	1,389
2. Rik Smits	867
3. Vern Fleming	816
4. Jeff Foster	764
5. Dale Davis	671
6. Billy Knight	585
7. Herb Williams	577
8. Freddie Lewis	575
9. Roger Brown	559
10. Billy Keller	556

MINUTES

1. Reggie Miller	47,619
2. Rik Smits	23,100
3. Vern Fleming	22,974
4. Roger Brown	20,315
5. Dale Davis	19,814
6. Freddie Lewis	19,534
7. Herb Williams	18,455
8. Jermaine O'Neal	17,997
9. Billy Knight	17,787
10. Mel Daniels	17,756

FIELD GOALS MADE

1. Reggie Miller	8,241
2. Rik Smits	5,301
3. Billy Knight	4,228
4. Chuck Person	3,762
5. Vern Fleming	3,737
6. Mel Daniels	3,700
7. Roger Brown	3,699
8. Jermaine O'Neal	3,654
9. George McGinnis	3,616
10. Herb Williams	3,606

FIELD GOALS ATTEMPTED

1. Reggie Miller	17,499
2. Rik Smits	10,461
3. Billy Knight	8,235
4. Jermaine O'Neal	7,973
5. Roger Brown	7,852
6. George McGinnis	7,822
7. Chuck Person	7,820
8. Mel Daniels	7,666
9. Freddie Lewis	7,627
10. Herb Williams	7,576

FIELD GOAL PERCENTAGE

MINIMUM 600 FGM

1. Dale Davis543
2. Ian Mahinmi527
3. Billy Knight513
4. Wayman Tisdale512
5. Detlef Schrempf511
6. Alex English508
7. Rik Smits507
8. Vern Fleming503
9. Clemon Johnson502
10. Jerry Sichting501

3-PT FG GOALS MADE

1. Reggie Miller	2,560
2. Danny Granger	964
3. Paul George	702
4. Billy Keller	506
5. George Hill	476
6. Chuck Person	466
7. Troy Murphy	419
8. Mike Dunleavy	408
9. Austin Croshere	376
10. Jamaal Tinsley	340

3-PT FG ATTEMPTED

1. Reggie Miller	6,486
2. Danny Granger	2,526
3. Paul George	1,929
4. Billy Keller	1,495
5. Chuck Person	1,330
6. George Hill	1,267
7. Jamaal Tinsley	1,108
8. Austin Croshere	1,095
9. Mike Dunleavy	1,089
10. Troy Murphy	1,015

3-PT FG PERCENTAGE

MINIMUM 50 3-PT FGM

1. Chris Mullin441
2. Troy Murphy413
3. Damjan Rudez406
4. Peja Stojakovic404
5. Brandon Rush402
6. Reggie Miller395
7. James Jones394
8. Kareem Rush389
9. Sam Perkins388
Erick Strickland388

FREE THROWS MADE

1. Reggie Miller	6,237
2. Freddie Lewis	2,511
3. Roger Brown	2,380
4. Billy Knight	2,295
5. Rik Smits	2,266
6. Jermaine O'Neal	2,258
7. George McGinnis	2,231
8. Danny Granger	2,145
9. Vern Fleming	2,026
10. Mel Daniels	1,912

FREE THROWS ATTEMPTED

1. Reggie Miller	7,026
2. George McGinnis	3,433
3. Jermaine O'Neal	3,140
4. Freddie Lewis	3,080
5. Roger Brown	3,006
6. Rik Smits	2,932
7. Mel Daniels	2,815
8. Billy Knight	2,778
9. Vern Fleming	2,649
10. Danny Granger	2,526

FREE THROW PERCENTAGE

MINIMUM 250 FTM

1. Chris Mullin912
2. John Long902
3. Reggie Miller888
4. Micheal Williams875
5. Billy Keller872
6. Austin Croshere862
7. Darren Collison855
8. Jerry Sichting852
9. Ricky Sobers851
10. Danny Granger849

FRANCHISE TOP 10

OFFENSIVE REBOUNDS

1. Dale Davis.....	2,276
2. Mel Daniels.....	2,182
3. Jeff Foster.....	2,101
4. George McGinnis.....	1,887
5. Bob Netolicky.....	1,729
6. Rik Smits.....	1,531
7. Billy Knight.....	1,430
8. Roy Hibbert.....	1,341
9. Darnell Hillman.....	1,340
10. Jermaine O'Neal.....	1,254

DEFENSIVE REBOUNDS

1. Mel Daniels.....	5,461
2. Rik Smits.....	3,746
3. Dale Davis.....	3,730
4. Jermaine O'Neal.....	3,679
5. Herb Williams.....	3,342
6. George McGinnis.....	3,332
7. Reggie Miller.....	3,299
8. Jeff Foster.....	3,147
9. Bob Netolicky.....	2,837
10. Darnell Hillman.....	2,659

TOTAL REBOUNDS

1. Mel Daniels.....	7,643
2. Dale Davis.....	6,006
3. Rik Smits.....	5,277
4. Jeff Foster.....	5,248
5. George McGinnis.....	5,219
6. Jermaine O'Neal.....	4,933
7. Bob Netolicky.....	4,566
8. Herb Williams.....	4,494
9. Reggie Miller.....	4,182
10. Darnell Hillman.....	3,999

REBOUND AVERAGE

MINIMUM 150 GAMES

1. Mel Daniels.....	15.96
2. George McGinnis.....	10.72
3. Jermaine O'Neal.....	9.60
4. Clark Kellogg.....	9.55
5. Troy Murphy.....	9.15
6. Dale Davis.....	8.95
7. Bob Netolicky.....	8.87
8. Detlef Schrempf.....	8.64
9. Darnell Hillman.....	8.38
10. Dave Robisch.....	7.82

ASSISTS

1. Reggie Miller.....	4,141
2. Vern Fleming.....	4,038
3. Mark Jackson.....	3,294
4. Jamaal Tinsley.....	2,786
5. Don Buse.....	2,737
6. Freddie Lewis.....	2,279
7. Roger Brown.....	2,214
8. Billy Keller.....	1,980
9. Travis Best.....	1,785
10. Chuck Person.....	1,743

PERSONAL FOULS

1. Rik Smits.....	3,011
2. Reggie Miller.....	2,730
3. Dale Davis.....	1,982
4. Jeff Foster.....	1,921
5. Vern Fleming.....	1,888
6. Roger Brown.....	1,849
7. George McGinnis.....	1,792
8. Jermaine O'Neal.....	1,785
9. Mel Daniels.....	1,764
10. Herb Williams.....	1,740

DISQUALIFICATIONS

1. Rik Smits.....	73
2. Darnell Hillman.....	53
3. Mel Daniels.....	44
James Edwards.....	44
5. Mike Bantom.....	42
Roger Brown.....	42
7. George McGinnis.....	41
8. Jermaine O'Neal.....	27
Chuck Person.....	27
10. Len Elmore.....	26
Steve Stipanovich.....	26

STEALS

1. Reggie Miller.....	1,505
2. Don Buse.....	1,284
3. Vern Fleming.....	885
4. George McGinnis.....	752
5. Jamaal Tinsley.....	660
6. Billy Knight.....	651
7. Paul George	621
8. Danny Granger.....	544
9. Derrick McKey.....	512
10. Jeff Foster.....	507

TURNOVERS

1. Reggie Miller.....	2,409
2. George McGinnis.....	1,917
3. Vern Fleming.....	1,613
4. Rik Smits.....	1,579
5. Mel Daniels.....	1,538
6. Herb Williams.....	1,420
7. Roger Brown.....	1,414
8. Freddie Lewis.....	1,361
9. Chuck Person.....	1,299
10. Jermaine O'Neal.....	1,287

BLOCKED SHOTS

1. Jermaine O'Neal.....	1,245
2. Rik Smits.....	1,111
3. Herb Williams.....	1,094
4. Roy Hibbert.....	990
5. Dale Davis.....	904
6. Darnell Hillman.....	612
7. Danny Granger.....	471
8. Len Elmore.....	423
9. Clemon Johnson.....	415
10. James Edwards.....	391

POINTS

1. Reggie Miller.....	25,279
2. Rik Smits.....	12,871
3. Billy Knight.....	10,780
4. Roger Brown.....	10,058
5. Jermaine O'Neal.....	9,580
6. Danny Granger.....	9,571
7. George McGinnis.....	9,545
8. Vern Fleming.....	9,535
9. Mel Daniels.....	9,314
10. Freddie Lewis.....	9,257

SCORING AVERAGE

MINIMUM 150 GAMES

1. George McGinnis.....	19.60
2. Mel Daniels.....	19.44
3. Chuck Person.....	18.99
4. Clark Kellogg.....	18.92
5. Jermaine O'Neal.....	18.64
6. Billy Knight.....	18.43
7. Reggie Miller.....	18.20
8. Roger Brown.....	17.99
9. Ricky Sobers.....	17.75
10. Danny Granger.....	17.59

NOTE: Steals, Turnovers and Blocked Shots were not recorded from 1967-68 through 1971-72.

INDIVIDUAL RECORDS - INDIVIDUAL GAMES

Franchise records listed include all games from the Pacers' ABA and NBA years. If a franchise record was set during the ABA years, the NBA record is also listed.

MINUTES PLAYED

Pacers Franchise:	61
Jalen Rose at Houston, 3ot	3/13/01
Home:	56
Jamaal Tinsley vs. Dallas (BLF), 2ot	2/5/02
Opponents Franchise:	58
Cuttino Mobley at Houston, 3ot	3/13/01
Home:	57
Michael Finley, Dallas (MSA), 2ot	3/31/98
Michael Finley, Dallas (BLF), 2ot	2/5/02

FIELD GOALS MADE

Pacers Franchise:	25
Mel Daniels vs. New York	3/18/69
NBA:	20
Billy Knight vs. San Diego	1/25/80
Rik Smits vs. L.A. Clippers	12/10/95
Home:	20
Billy Knight vs. San Diego (MSA)	1/25/80
Rik Smits vs. L.A. Clippers (MSA)	12/10/95
Opponents Franchise:	24
Chris Webber at Sacramento, ot	1/5/01
Home:	21
George Gervin, San Antonio (MSA)	1/23/80
Russell Westbrook, Oklahoma City (BLF)	4/12/15

FIELD GOALS ATTEMPTED

Pacers Franchise:	38
Mel Daniels vs. New York	3/18/69
NBA:	34
John Williamson vs. GS	11/23/77
Jalen Rose at Houston, 3ot	3/13/01
Home:	34
John Williamson vs. GS (MSA)	11/23/77
Opponents Franchise:	47
Chris Webber at Sacramento, ot	1/5/01
Home:	43
Russell Westbrook, Oklahoma City (BLF)	4/12/15

FIELD GOAL PERCENTAGE

Pacers Franchise:	1.000
Roger Brown vs. Den. (14-14)	1/25/69
NBA:	1.000
Vern Fleming vs. Cha. (9-9)	12/21/90
Dale Davis vs. Cle. (9-9)	1/7/97
Home:	1.000
Vern Fleming vs. Cha. (MSA) (9-9)	12/21/90
Dale Davis vs. Cle. (MSA) (9-9)	1/7/97
Opponents Franchise:	1.000
Lester Conner, GS (10-10)	1/21/85
Home:	1.000
Lester Conner, GS (MSA) (10-10)	1/21/85

3-PT FG MADE

Pacers Franchise:	9
Paul George vs. New Orleans, ot	11/21/12
Home:	9
Paul George vs. New Orleans, ot (BLF)	11/21/12
Opponents Franchise:	10
Klay Thompson, Golden State	12/8/15
Home:	8
Tracy McGrady, Orlando (BLF)	1/6/04
Dennis Scott, Orlando (MSA)	2/21/96
Brandon Jennings, Detroit (BLF)	1/16/15

3-PT FG ATTEMPTED

Pacers Franchise:	16
Reggie Miller at Milwaukee	4/18/93
Home:	16
Klay Thompson, Golden State	12/8/15
Opponents Franchise:	15
Jamal Crawford, Chicago (BLF)	4/14/04
Russell Westbrook, Oklahoma City (BLF)	4/12/15
Home:	15
Jamal Crawford, Chicago (BLF)	4/14/04
Russell Westbrook, Oklahoma City (BLF)	4/12/15

3-PT FG PERCENTAGE

Pacers Franchise:	1.000
Chuck Person at Phoenix (6-6)	2/11/87
Chris Mullin vs. LAC (6-6)	3/31/98
Sam Perkins at Toronto (6-6)	4/2/00
Home:	1.000
Chris Mullin vs. LAC (6-6) (MSA)	3/31/98
Opponents Franchise:	1.000
Bostjan Nachbar, NJ (6-6)	4/15/07
Home:	1.000
Bostjan Nachbar, NJ (BLF) (6-6)	4/15/07

FREE THROWS MADE

Pacers Franchise:	22
Detlef Schrempf at GS	12/8/92
Home:	19
Jermaine O'Neal vs. Mil. (BLF)	1/4/05
Opponents Franchise:	21
James Harden, Houston	3/23/15
Home:	21
James Harden, Houston (BLF)	3/23/15

FREE THROWS ATTEMPTED

Pacers Franchise:	25
Jermaine O'Neal vs. Milwaukee	1/4/05
Home:	25
Jermaine O'Neal vs. Mil. (BLF)	1/4/05
Opponents Franchise:	25
Moses Malone, Philadelphia	4/6/85
Home:	25
Moses Malone, Philadelphia (MSA)	4/6/85

INDIVIDUAL RECORDS - INDIVIDUAL GAMES

FREE THROW PERCENTAGE

Pacers Franchise:	1.000
Billy Knight vs. Phil. (17-17)	3/15/83
Danny Granger vs. GS (17-17)	12/17/08
Home:	1.000
Billy Knight vs. Phi. (MSA) (17-17)	3/15/83
Danny Granger vs. Golden State (BLF) (17-17)	12/17/08
Opponents Franchise:	1.000
Michael Williams at Minn. (16-16)	4/7/93
Home:	1.000
Amar'e Stoudemire, Phoenix (BLF) (15-15) ..	11/5/08

OFFENSIVE REBOUNDS

Pacers Franchise:	16
George McGinnis vs. Carolina	1/12/74
NBA:	12
Darnell Hillman vs. NO	3/27/77
Clemon Johnson vs. Chicago	3/28/82
Dale Davis vs. San Antonio	12/30/93
Jeff Foster vs. Sacramento	12/11/04
Jeff Foster at Denver	12/2/06
Home:	12
Darnell Hillman vs. NO (MSA)	3/27/77
Clemon Johnson vs. Chicago (MSA)	3/28/82
Dale Davis vs. San Antonio (MSA)	12/30/93
Jeff Foster vs. Sacramento (BLF)	12/11/04
Opponents Franchise:	18
Dennis Rodman at Detroit	3/4/92
Home:	14
Moses Malone, Houston (MSA)	3/11/77
Dennis Rodman, San Antonio (MSA)	1/22/95

DEFENSIVE REBOUNDS

Pacers Franchise:	26
Mel Daniels at Miami	12/29/71
NBA:	25
Herb Williams vs. Denver	1/23/89
Home:	25
Herb Williams vs. Denver (MSA)	1/23/89
Opponents Franchise:	23
Bob McAdoo, Buffalo	12/7/76
Home:	23
Bob McAdoo, Buffalo (MSA)	12/7/76

TOTAL REBOUNDS

Pacers Franchise:	37
George McGinnis vs. Carolina	1/12/74
NBA:	29
Herb Williams vs. Denver	1/23/89
Home:	29
Herb Williams vs. Denver (MSA)	1/23/89
Opponents Franchise:	34
Dennis Rodman at Detroit	3/4/92
Home:	29
Bob McAdoo, Buffalo (MSA)	12/7/76

ASSISTS

Pacers Franchise:	23
Jamaal Tinsley vs. Wash.	11/22/01
Home:	23
Jamaal Tinsley vs. Was (BLF)	11/22/01
Opponents Franchise:	21
Earvin Johnson at LAL	12/16/90
Home:	21
Earvin Johnson, L.A. Lakers (MSA)	12/16/90

STEALS

Pacers Franchise:	9
Don Buse vs. St. Louis	12/17/75
Dudley Bradley at Utah	11/10/80
Dudley Bradley vs. Cleveland	11/29/80
Home:	9
Dudley Bradley vs. Cle. (MSA)	11/29/80
Opponents Franchise:	10
Johnny Moore at San Antonio	3/6/85
Lafayette Lever at Denver	3/9/85
Home:	9
Michael Adams, Was. (MSA)	11/1/91

TURNOVERS

Pacers Franchise:	11
George McGinnis at Pitt	11/9/71
Billy Knight at Utah	11/14/75
Herb Williams vs. Phi.	2/12/85
Pooh Richardson at GS.	12/4/93
Home:	11
Herb Williams vs. Phi. (MSA)	2/12/85
Opponents Franchise:	11
Isiah Thomas at Detroit	4/10/85
Home:	10
Buck Williams, New Jersey (MSA)	12/13/86
Patrick Ewing, New York (MSA)	4/23/88

BLOCKED SHOTS

Pacers Franchise:	11
Roy Hibbert vs. New Orleans, ot	11/21/12
Home:	11
Roy Hibbert vs. New Orleans, ot (BLF)	11/21/12
Opponents Franchise:	15
Manute Bol at Washington	2/26/87
Home:	10
Manute Bol, Washington (MSA)	2/25/86

POINTS

Pacers Franchise:	58
George McGinnis at Dallas	11/28/72
NBA:	57
Reggie Miller at Charlotte	11/28/92
Home:	55
Jermaine O'Neal vs. Mil. (BLF)	1/4/05
Opponents Franchise:	55
George Gervin, San Antonio	1/23/80
Home:	55
George Gervin, San Antonio (MSA)	1/23/80

NOTE: The Indiana Pacers joined the NBA for the 1976-77 season.

TEAM SINGLE GAME RECORDS

Franchise records listed include all games from the Pacers' ABA and NBA years. If a franchise record was set during the ABA years, the NBA record is also listed.

FIELD GOALS MADE

Pacers High Franchise:	73
vs. Pittsburgh.....	4/12/70
NBA:	64
at Dallas.....	1/5/87
Home:	60
vs. San Diego (MSA).....	1/25/80
vs. Houston (MSA).....	11/29/91
Low Franchise:	19
at New York.....	12/10/85
Home:	21
vs. San Antonio (MSA).....	3/21/09
Opponents High Franchise:	65
at Golden State.....	3/19/77
Home:	60
San Antonio (MSA).....	3/21/98
Low Franchise:	20
Portland.....	2/8/06
Home:	22
Charlotte (MSA).....	4/9/95

FIELD GOALS ATTEMPTED

Pacers High Franchise:	130
vs. Pittsburgh.....	4/12/70
NBA:	120
vs. New Orleans.....	3/27/77
at Denver.....	12/28/82
Home:	120
vs. New Orleans (MSA).....	3/27/77
Low Franchise:	57
vs. Charlotte.....	11/22/97
vs. Utah.....	2/22/04
Home:	57
vs. Charlotte (MSA).....	11/22/97
vs. Utah (BLF).....	2/22/04
Opponents High Franchise:	126
Denver.....	3/5/91
Home:	118
Houston (MSA).....	10/31/79
Low Franchise:	57
at L.A. Lakers.....	3/4/98
Home:	59
New York (MSA).....	3/25/94

FIELD GOAL PERCENTAGE

Pacers High Franchise:	653
at Dallas (64-98).....	1/5/87
Home:	644
vs. Denver, (BLF) (56-87).....	11/9/10
Low Franchise:	257
at New York (19-74).....	12/10/85
Home:	273
vs. San Antonio (MSA) (21-77).....	3/29/98
Opponents High Franchise:	636
at Orlando (49-77).....	3/15/08
Home:	613
Brooklyn (46-75).....	3/21/15
Low Franchise:	267
Portland (20-75).....	2/8/06
Home:	267
Portland (BLF) (20-75).....	2/8/06

3-PT FG MADE

Pacers High Franchise:	19
at Washington.....	11/24/15
Home:	17
vs. Utah (BLF).....	3/26/10
vs. Orlando (BLF).....	3/10/15
Low Franchise:	0
several times (most recent: vs. Denver, 3/27/76)	
NBA:	0
several times (most recent: at San Antonio, 3/21/07)	
Home:	0
several times (most recent: vs. Boston (BLF), 1/30/07)	
Opponents High Franchise:	18
at Portland.....	12/3/15
Home:	16
Orlando (BLF).....	1/26/11
Low Franchise:	0
several times (most recent: at Philadelphia, 4/10/07)	
Home:	0
several times (most recent: Orlando (BLF), 3/13/06)	

3-PT FG ATTEMPTED

Pacers High Franchise:	39
vs. Charlotte.....	4/12/08
Home:	39
vs. Charlotte (BLF).....	4/12/08
Low Franchise:	0
several times (most recent: at Dallas, 1/11/73)	
NBA:	0
several times (most recent: at Chicago, 2/26/94)	
Home:	0
several times (most recent: vs. Phoenix (MSA), 1/24/87)	
Opponents High Franchise:	38
New York.....	4/10/11
at Houston, ot.....	1/10/16
Home:	38
New York (BLF).....	4/10/11
Low Franchise:	0
several times (most recent: Utah, 11/20/92)	
Home:	0
several times (most recent: Utah (MSA), 11/20/92)	

3-PT FG PERCENTAGE

MINIMUM 3 3-PT FGM

Pacers High Franchise:	1,000
vs. Atlanta (7-7)*.....	1/20/95
Home:	1,000
vs. Atlanta (MSA) (7-7)*.....	1/20/95
Low Franchise:	000
at Denver (0-12).....	12/21/71
NBA:	000
vs. Charlotte, ot (0-12).....	12/9/00
Home:	000
vs. Charlotte (BLF) (0-12).....	12/9/00
Opponents High Franchise:	1,000
at Cleveland (4-4).....	10/25/80
Home:	857
Chicago (MSA) (6-7).....	11/13/82
Low Franchise:	000
at Golden State (0-15).....	12/6/96
Home:	000
San Antonio (MSA) (0-11).....	11/25/87
* NBA Record	

TEAM SINGLE GAME RECORDS

FREE THROWS MADE

Pacers High Franchise:	60
vs. L.A. Stars	2/1/69
NBA:	44
vs. Kansas City	10/22/77
at New Jersey.....	4/16/91
vs. Milwaukee, 2ot	2/21/07
Home:	44
vs. Kansas City (MSA).....	10/22/77
vs. Milwaukee (BLF).....	2/21/07
Low Franchise:	3
vs. L.A. Clippers	2/11/07
Home:	3
vs. L.A. Clippers (BLF)	2/11/07
Opponents High Franchise:	46
at Phoenix	1/11/86
Home:	41
Utah (MSA).....	3/25/83
Low Franchise:	4
Miami.....	2/19/95
Detroit.....	3/24/06
Miami.....	11/2/07
Home:	4
Miami (MSA).....	2/19/95
Detroit (BLF)	3/24/06
Miami (BLF)	11/2/07

FREE THROWS ATTEMPTED

Pacers High Franchise:	72
at Carolina	12/11/70
NBA:	56
at New York	11/24/84
Home:	55
vs. Milwaukee (MSA)	10/22/80
Low Franchise:	5
vs. Cleveland.....	1/29/10
Home:	5
vs. Cleveland (BLF).....	1/29/10
Opponents High Franchise:	59
at Denver	12/28/82
Home:	51
New Jersey (MSA)	4/7/87
Low Franchise:	5
At Orlando.....	1/16/13
Home:	6
Orlando (MSA).....	4/27/99

FREE THROW PERCENTAGE

Pacers High Franchise:	1.000
at Carolina (35-35).....	10/21/70
NBA:	1.000
at Washington (26-26).....	3/1/06
Home:	1.000
vs. New York (MSA) (17-17)	4/8/90
Low Franchise:333
vs. L.A. Clippers (3-9)	2/11/07
Home:333
vs. L.A. Clippers (BLF) (3-9).....	2/11/07
Opponents High Franchise:	1.000
Portland (30-30)	11/30/86
Home:	1.000
Portland (MSA) (30-30).....	11/30/86
Low Franchise:308
Detroit (4-13).....	3/24/06
Miami (4-13).....	11/2/07
Home:308
Detroit (BLF) (4-13).....	3/24/06
Miami (BLF) (4/13).....	11/2/07

OFFENSIVE REBOUNDS

Pacers High Franchise:	37
at Denver	12/30/70
NBA:	34
vs. Milwaukee.....	3/17/93
Home:	34
vs. Milwaukee (MSA)	3/17/93
Low Franchise:	1
vs. Detroit	1/18/02
at Boston.....	3/3/06
Home:	1
vs. Detroit (BLF)	1/18/02
Opponents High Franchise:	33
at Golden State.....	11/8/80
at Dallas	1/9/96
Home:	30
Seattle (MSA)	11/2/77
San Antonio (MSA).....	11/25/87
Low Franchise:	1
at L.A. Lakers	3/1/02
at Boston.....	3/12/10
Home:	2
Orlando	11/28/14

TEAM SINGLE GAME RECORDS

DEFENSIVE REBOUNDS

Pacers High Franchise:	54
vs. Kentucky.....	12/30/67
vs. New Jersey.....	2/7/68
NBA:	53
vs. Denver.....	1/23/89
Home:	53
vs. Denver (MSA).....	1/23/89
Low Franchise:	12
at New Jersey.....	2/27/87
Home:	17
vs. Houston (MSA).....	3/30/80
vs. Milwaukee (BLF).....	10/31/03
Opponents High Franchise:	52
Cleveland.....	1/29/10
Home:	52
Cleveland (BLF).....	1/29/10
Low Franchise:	11
at Charlotte.....	2/2/94
Home:	14
Milwaukee (MSA).....	11/25/94

TOTAL REBOUNDS

Pacers High Franchise:	81
at Memphis.....	2/20/72
NBA:	75
vs. Denver.....	1/28/86
Home:	75
vs. Denver (MSA).....	1/28/86
Low Franchise:	21
at Cleveland.....	12/9/06
Home:	25
vs. Milwaukee (BLF).....	10/31/03
vs. Milwaukee (BLF).....	2/15/06
Opponents High Franchise:	75
at Golden State.....	11/8/80
Home:	67
Seattle (MSA).....	11/2/77
Low Franchise:	22
Cleveland.....	3/29/95
Home:	22
Cleveland (MSA).....	3/29/95

ASSISTS

Pacers High Franchise:	45
at Dallas.....	1/5/87
Home:	44
vs. Charlotte (MSA).....	2/17/92
vs. Charlotte (MSA).....	4/14/92
Low Franchise:	2
vs. Utah.....	11/4/70
NBA:	7
at San Antonio.....	11/6/76
at Minnesota.....	3/9/11
Home:	8
vs. Orlando (BLF).....	11/20/04
vs. Orlando (BLF).....	1/24/12
Opponents High Franchise:	43
at Milwaukee.....	4/4/82
Home:	40
Washington (MSA).....	2/4/84
Low Franchise:	6
Portland.....	3/13/12
Home:	6
Portland (BLF).....	3/13/12

PERSONAL FOULS

Pacers High Franchise:	46
at Denver.....	12/28/82
Home:	44
vs. Kansas City (MSA).....	10/22/77
Low Franchise:	8
at New Jersey.....	11/3/84
at Philadelphia.....	2/6/13
Home:	11
vs. Houston (MSA).....	4/8/78
vs. Phoenix (BLF).....	1/28/04
Opponents High Franchise:	41
Portland.....	12/6/78
Milwaukee.....	2/14/85
Home:	41
Portland (MSA).....	12/6/78
Milwaukee (MSA).....	2/14/85
Low Franchise:	10
at New York.....	1/3/10
Home:	11
several times (most recent: Cleveland (MSA), 1/19/89)	

TEAM SINGLE GAME RECORDS

DISQUALIFICATIONS**

Pacers High Franchise:	5
at New Jersey.....	2/8/78
Home:	3
vs. Chicago (MSA).....	10/15/80
vs. Philadelphia (MSA).....	3/13/84
vs. New Jersey (MSA).....	12/17/88
vs. Dallas (BLF) 2ot.....	2/5/02
Opponents High Franchise:	4
Portland.....	12/6/78
Home:	4
Portland (MSA).....	12/6/78

**During the 1973-74 season the ABA used an experimental rule - when a player committed his seventh foul the team offended would retain possession of the ball after attempting free throws. During the 1974-75 season, the experimental rule came into effect. This category has been calculated using the current maximum fouls of six.

STEALS

Pacers High Franchise:	26
vs. St. Louis.....	3/2/75
NBA:	21
vs. Denver.....	3/16/77
Home:	21
vs. Denver (MSA).....	3/16/77
Low Franchise:	0
at Charlotte.....	3/5/14
Home:	1
several times (most recent: vs. San Antonio (BLF), 11/23/12)	
Opponents High Franchise:	21
at Milwaukee.....	1/2/77
at New Orleans.....	1/8/16
Home:	19
New York (MSA).....	3/31/77
New Jersey (MSA).....	4/17/83
Low Franchise:	0
vs. New York.....	1/20/07
Home:	0
New York (BLF).....	1/20/07

TURNOVERS

Pacers High Franchise:	36
at Atlanta.....	10/18/79
Home:	33
vs. Kansas City (MSA).....	10/22/77
Low Franchise:	4
vs. Charlotte.....	3/27/98
at Seattle.....	11/28/04
at L.A. Lakers.....	1/28/14
vs. Toronto.....	3/16/15
Home:	4
vs. Toronto.....	3/16/15
Opponents High Franchise:	38
Denver.....	3/16/77
Home:	38
Denver (MSA).....	3/16/77
Low Franchise:	2
at Milwaukee*.....	4/1/06
Home:	3
Washington (BLF).....	2/25/03

BLOCKED SHOTS

Pacers High Franchise:	19
at Washington.....	11/30/79
Home:	18
vs. Orlando (BLF).....	10/29/13
Low Franchise:	0
several times (most recent: at Washington, 11/24/15)	
NBA:	0
several times (most recent: vs. Miami, 3/26/14)	
Home:	0
several times (most recent: vs. Miami, 3/26/14)	
Opponents High Franchise:	20
at Washington.....	2/26/87
Home:	15
Philadelphia (MSA).....	11/3/79
Chicago (BLF).....	3/22/04
Low Franchise:	0
several times (most recent: New Orleans, 3/24/16)	
Home:	0
several times (most recent: Miami (BLF), 1/13/01)	

POINTS

Pacers High Franchise:	177
vs. Pittsburgh.....	4/12/70
NBA:	150
at Denver.....	12/28/82
Home:	145
vs. Denver (MSA).....	3/7/91
Low Franchise:	55
vs. San Antonio.....	3/29/98
Home:	55
vs. San Antonio (MSA).....	3/29/98
Opponents High Franchise:	155
at Denver.....	12/28/82
Home:	144
San Antonio (MSA).....	1/23/80
Low Franchise:	59
Portland.....	2/27/98
Home:	59
Portland (MSA).....	2/27/98

* NBA Record

NOTE: The Indiana Pacers joined the NBA for the 1976-77 season.

TEAM STATISTICS

OFFENSE

YEAR	G	3-POINT			FTM-FTA	PCT	OR	DR	TR	AVG	AST	PF-DQ	ST	TO	BS	PTS	AVG
		FGM-FGA	PCT	FGM-FGA													
1967-68	78	3174-7397	.429	96-360	.266	2102-2971	.708	1496	2761	4257	54.6	1176	1788-22	---	1402	---	8546 109.6
1968-69	78	3474-7709	.451	110-368	.299	2273-3180	.715	1604	2827	4431	56.8	1553	2106-48	---	1518	---	9331 119.6
1969-70	84	3593-7896	.455	215-784	.274	2110-2846	.741	1496	2937	4433	52.8	1826	2126-33	---	1485	---	9511 113.2
1970-71	84	3796-8202	.463	306-1024	.299	2104-2741	.768	1424	2949	4373	52.1	2068	1956-27	---	1429	---	10002 119.1
1971-72	84	3601-7805	.461	220-750	.293	2065-2756	.749	1574	3004	4578	54.5	1731	1908-26	---	1524	---	9487 112.9
1972-73	84	3668-7948	.461	172-551	.312	2123-2874	.739	1612	2941	4553	54.2	1860	2056-30	619	1609	415	9631 114.7
1973-74	84	3546-7886	.450	171-543	.315	1625-2242	.725	1474	2896	4370	52.0	1825	1926-39	735	1554	459	8888 105.8
1974-75	84	3891-8365	.465	224-718	.312	1465-1969	.744	1673	2565	4238	50.5	1927	1946-35	890	1543	413	9471 112.8
1975-76	84	3735-8526	.438	250-771	.324	1740-2253	.772	1612	2740	4352	51.8	2087	1981-36	941	1452	459	9460 112.6
1976-77	82	3522-7840	.449	---	---	1714-2297	.746	1409	2584	3993	48.7	2009	2030-37	924	1609	458	8758 106.8
1977-78	82	3500-7783	.450	---	---	1904-2564	.743	1386	2624	4010	48.9	1982	2230-53	808	1642	456	8904 108.6
1978-79	82	3575-7525	.475	---	---	1759-2317	.759	1225	2530	3755	45.8	2005	2093-41	687	1536	416	8909 108.6
1979-80	82	3639-7689	.473	88-314	.280	1753-2333	.751	1398	2326	3724	45.4	2148	1973-37	900	1517	530	9119 111.2
1980-81	82	3491-7245	.482	30-169	.178	1815-2540	.715	1325	2267	3592	43.8	2091	2006-26	833	1490	484	8827 107.6
1981-82	82	3332-7164	.465	103-316	.326	1612-2176	.741	1141	2372	3513	42.8	1897	2041-23	753	1393	494	8379 102.2
1982-83	82	3707-7723	.480	50-236	.212	1447-1910	.758	1299	2294	3593	43.8	2150	2086-27	755	1535	411	8911 108.7
1983-84	82	3447-7130	.483	48-207	.232	1624-2119	.766	1002	2398	3400	41.5	2169	2061-20	834	1522	398	8566 104.5
1984-85	82	3489-7324	.476	30-155	.194	1871-2516	.744	1198	2623	3821	46.6	1945	2237-25	625	1622	366	8879 108.3
1985-86	82	3441-7150	.481	23-143	.161	1614-2183	.739	1138	2613	3751	45.7	2159	2135-15	659	1515	381	8519 103.9
1986-87	82	3454-7324	.472	94-316	.297	1696-2170	.782	1132	2464	3596	43.9	2170	2097-36	697	1276	311	8698 106.1
1987-88	82	3436-7154	.480	163-485	.336	1546-1982	.780	1078	2457	3535	43.1	1977	2038-20	619	1318	345	8581 104.6
1988-89	82	3385-6945	.487	202-615	.328	1795-2275	.789	1065	2497	3562	43.4	2012	2105-48	563	1547	418	8767 106.9
1989-90	82	3381-6807	.497	294-770	.382	1906-2335	.816	940	2388	3328	40.6	2023	1972-32	552	1342	350	8962 109.3
1990-91	82	3450-6994	.493	249-749	.332	2010-2479	.811	1018	2376	3394	41.4	2181	2088-16	658	1355	357	9159 111.7
1991-92	82	3498-7079	.494	333-940	.354	1868-2364	.790	1083	2564	3647	44.5	2398	2137-25	705	1402	393	9197 112.2
1992-93	82	3371-7022	.480	257-789	.326	1837-2399	.766	1220	2455	3675	44.8	2144	2045-17	615	1256	403	8836 107.8
1993-94	82	3167-6516	.486	184-500	.368	1762-2387	.738	1130	2409	3539	43.2	2055	1974-19	706	1440	457	8280 101.0
1994-95	82	2983-6248	.477	374-985	.380	1796-2390	.751	1051	2290	3341	40.7	1877	1939-16	703	1340	363	8136 99.2
1995-96	82	2979-6205	.480	363-973	.373	1823-2416	.755	1010	2262	3272	39.9	1917	2031-17	579	1335	323	8144 99.3
1996-97	82	2851-6254	.456	430-1130	.381	1687-2336	.722	1029	2390	3419	41.7	1750	1977-22	585	1338	394	7819 95.4
1997-98	82	2921-6223	.469	401-1029	.390	1631-2136	.764	874	2348	3222	39.3	1889	1859-23	645	1168	368	7874 96.0
1998-99	50	1731-3866	.448	294-799	.368	977 1228	.796	574	1452	2026	40.5	1005	1082-7	316	649	223	4733 94.7
1999-00	82	3047-6640	.459	583-1487	.392	1629-2008	.811	842	2612	3454	42.1	1857	1786-6	559	1159	422	8306 101.3
2000-01	82	2828-6431	.440	396-1159	.342	1539-2009	.766	921	2595	3516	42.9	1763	1926-26	563	1244	487	7591 92.6
2001-02	82	2935-6580	.446	405-1195	.339	1663-2155	.772	930	2568	3498	42.7	1884	1876-31	658	1249	436	7938 96.8
2002-03	82	2911-6608	.441	379-1119	.339	1739-2271	.766	1004	2622	3626	44.2	1910	1811-18	696	1210	443	7940 96.8
2003-04	82	2753-6322	.435	449-1281	.351	1538-2014	.764	965	2452	3417	41.7	1774	1709-8	726	1182	411	7493 91.4
2004-05	82	2668-6169	.432	542-1575	.344	1748-2206	.792	868	2418	3286	40.1	1489	1890-24	615	1173	357	7626 93.0
2005-06	82	2786-6274	.444	536-1536	.349	1591-2158	.737	898	2559	3457	42.2	1631	1821-16	598	1254	409	7699 93.9
2006-07	82	2872-6560	.438	481-1389	.346	1615-2125	.760	989	2441	3430	41.8	1680	1912-17	598	1335	447	7840 95.6
2007-08	82	3102-6993	.444	755-2021	.374	1568-2042	.768	904	2633	3537	43.1	1864	1921-32	623	1236	412	8527 104.0
2008-09	82	3220-7080	.455	652-1725	.378	1525-1890	.807	924	2661	3585	43.7	1775	1895-20	573	1189	434	8617 105.1
2009-10	82	3020-6823	.443	659-1896	.348	1564-2019	.775	785	2618	3403	41.5	1730	1848-16	585	1232	429	8263 100.8
2010-11	82	3003-6787	.442	585-1653	.354	1592-2035	.782	914	2657	3571	43.5	1611	1782-9	584	1262	456	8183 99.8
2011-12	66	2354-5375	.438	392-1064	.368	1349-1724	.782	826	2070	2896	43.9	1228	1430-5	523	925	357	6449 97.7
2012-13	81	2845-6525	.436	555-1599	.347	1429-1915	.746	1043	2671	3714	45.9	1645	1623-7	580	1227	513	7674 94.7
2013-14	82	2949-6573	.449	550-1542	.357	1485-1907	.779	834	2831	3665	44.7	1651	1675-7	550	1237	446	7933 96.7
2014-15	82	2998-6824	.439	612-1740	.352	1373-1817	.756	856	2822	3678	44.9	1757	1742-4	505	1147	375	7981 97.3
2015-16	82	3142-6985	.450	663-1889	.351	1430-1872	.764	847	2779	3626	44.2	1741	1641-7	742	1219	391	8377 102.2

Italics denotes ABA

TEAM STATISTICS DEFENSE

YEAR	G	FGM-FGA	PCT	3-POINT		FTM-FTA	PCT	OR	DR	TR	AVG	AST	PF-DQ	ST	TO	BS	PTS	AVG
				FGM-FGA	PCT													
1967-68	78	3311-7844	.422	141-417	.338	1767-2473	.715	1084	3047	4131	52.9	1257	2013-46	---	1290	---	8530	109.4
1968-69	78	3356-7829	.429	141-506	.279	2157-2939	.734	---	---	4288	54.9	1469	2172-54	---	1450	---	9010	115.5
1969-70	84	3568-8181	.436	125-507	.247	1959-2731	.717	1715	2857	4572	54.4	1726	2224-47	---	1512	---	9220	109.8
1970-71	84	3768-8463	.445	118-412	.286	1847-2489	.742	1732	2884	4616	55.0	1956	2138-39	---	1525	---	9501	113.1
1971-72	84	3718-8183	.454	104-369	.282	1726-2298	.751	1617	2719	4336	51.6	1934	2180-38	---	1437	---	9266	110.3
1972-73	84	3741-8207	.456	78-284	.275	1891-2547	.742	1647	2697	4344	51.7	2033	2255-38	614	1538	335	9451	112.5
1973-74	84	3606-8069	.447	80-332	.241	1524-2031	.750	1468	2788	4256	50.7	1853	2036-46	652	1473	447	8816	104.9
1974-75	84	3831-7848	.488	75-262	.286	1644-2127	.773	1448	2746	4194	49.9	2055	1906-38	684	1716	414	9381	111.7
1975-76	84	3869-8132	.476	63-224	.281	1679-2156	.779	1501	3103	4604	54.8	2135	2061-32	744	1741	493	9480	112.9
1976-77	82	3599-7629	.472	---	---	1705-2252	.757	1378	2770	4148	50.6	2097	2043-23	715	1792	466	8903	108.6
1977-78	82	3634-7663	.474	---	---	1841-2455	.750	1350	2793	4143	50.5	2259	2135-39	727	1762	466	9109	111.1
1978-79	82	3586-7449	.481	---	---	1868-2416	.773	1299	2605	3904	47.6	2178	2091-30	677	1618	437	9040	110.2
1979-80	82	3693-7545	.489	56-228	.246	1734-2295	.756	1394	2552	3946	48.1	2323	2028-26	738	1758	470	9176	111.9
1980-81	82	3457-7071	.489	41-179	.229	1757-2290	.767	1246	2407	3653	44.5	2113	2064-27	695	1655	439	8712	106.2
1981-82	82	3470-7062	.491	34-183	.186	1558-2133	.730	1204	2598	3802	46.4	2053	2016-14	678	1517	397	8532	104.0
1982-83	82	3768-7284	.517	40-142	.282	1815-2413	.752	1206	2564	3770	46.0	2237	1886-17	761	1643	439	9391	114.5
1983-84	82	3552-7175	.495	29-146	.199	1828-2415	.757	1194	2564	3758	45.8	2117	1930-15	761	1587	444	8961	109.3
1984-85	82	3628-7332	.495	64-200	.320	2068-2707	.764	1098	2583	3681	44.9	2242	2027-25	777	1424	523	9388	114.5
1985-86	82	3372-7123	.473	73-275	.265	1975-2571	.768	1050	2479	3529	43.0	2057	1909-14	745	1315	445	8752	107.2
1986-87	82	3344-6969	.480	103-345	.299	1960-2584	.759	1117	2584	3701	45.1	2019	1852-14	660	1416	472	8751	106.7
1987-88	82	3335-7060	.472	118-368	.321	1858-2446	.760	1160	2500	3660	44.6	1933	1859-8	700	1269	407	8646	105.4
1988-89	82	3453-7400	.467	167-547	.305	2036-2606	.781	1288	2312	3600	43.9	2034	2029-15	836	1206	389	9109	111.1
1989-90	82	3486-7225	.482	173-541	.320	1804-2395	.753	1173	2297	3470	42.3	1945	2021-16	716	1189	321	8949	109.1
1990-91	82	3577-7299	.490	186-609	.305	1851-2490	.743	1202	2313	3515	42.9	2063	2037-21	729	1260	353	9191	112.1
1991-92	82	3425-7312	.468	216-640	.338	1976-2627	.752	1241	2325	3566	43.5	2165	1984-21	816	1247	386	9042	110.3
1992-93	82	3262-6955	.469	216-706	.306	1957-2635	.743	1189	2345	3534	43.1	1987	1979-28	693	1178	387	8697	106.1
1993-94	82	2978-6614	.450	273-815	.335	1768-2422	.730	1132	2153	3285	40.1	1902	1986-23	826	1340	389	7997	97.5
1994-95	82	2921-6408	.456	475-1304	.364	1516-2089	.726	1048	2156	3204	39.1	1804	2058-24	691	1370	416	7833	95.5
1995-96	82	2841-6291	.452	493-1368	.360	1703-2302	.740	1004	2051	3055	37.3	1726	2041-27	663	1259	420	7878	96.1
1996-97	82	2799-6357	.440	449-1440	.347	1642-2182	.753	1004	2261	3265	39.8	1737	1952-29	693	1289	418	7739	94.4
1997-98	82	2788-6451	.432	274-867	.316	1525-2096	.728	1114	2254	3368	41.1	1591	1847-19	644	1237	366	7375	89.9
1998-99	50	1706-3935	.434	206-634	.325	928-1227	.756	626	1426	2052	41.0	955	1127-8	357	652	238	4546	90.9
1999-00	82	3113-6982	.446	329-1006	.327	1374-1821	.755	1040	2545	3585	43.7	1735	1910-18	610	1126	323	7929	96.7
2000-01	82	2829-6683	.423	377-1121	.336	1572-2074	.758	1042	2495	3537	43.1	1695	1882-13	589	1115	387	7607	92.8
2001-02	82	2977-6800	.438	418-1200	.348	1544-2062	.749	1048	2514	3562	43.4	1771	1885-15	618	1173	466	7916	96.5
2002-03	82	2860-6690	.428	407-1197	.340	1527-1992	.767	1006	2458	3464	42.2	1696	1923-21	620	1258	513	7654	93.3
2003-04	82	2671-6180	.432	329-1014	.324	1350-1800	.750	867	2423	3290	40.1	1649	1794-18	582	1301	512	7021	85.6
2004-05	82	2768-6284	.440	391-1071	.365	1637-202	.743	972	2416	3388	41.3	1540	1883-26	549	1142	399	7564	92.2
2005-06	82	2831-6504	.435	371-1083	.343	1511-2060	.733	968	2416	3384	41.3	1520	1800-13	661	1112	399	7544	92.0
2006-07	82	2931-6416	.457	437-1175	.372	1741-2311	.753	915	2498	3413	41.6	1642	1942-24	644	1288	410	8040	98.0
2007-08	82	3093-6817	.454	606-1571	.386	1850-2443	.757	929	2800	3729	45.5	1820	1782-11	663	1297	416	8642	105.4
2008-09	82	3141-6862	.458	569-1519	.375	1857-2431	.764	909	2708	3617	44.1	1731	1692-9	635	1151	444	8708	106.2
2009-10	82	3113-6875	.453	510-1405	.363	1774-2346	.756	969	2852	3821	46.6	1694	1709-11	654	1227	414	8510	103.8
2010-11	82	3071-6837	.449	511-1423	.359	1618-2157	.750	931	2618	3549	43.3	1670	1758-8	615	1143	467	8271	100.9
2011-12	66	2305-5304	.435	442-1259	.351	1179-1617	.729	794	1998	2792	42.3	1292	1428-8	433	985	398	6231	94.4
2012-13	81	2797-6657	.420	440-1344	.327	1314-1728	.760	909	2401	3310	40.9	1555	1777-14	611	1096	459	7348	90.7
2013-14	82	2850-3785	.420	538-1561	.345	1334-1768	.755	855	2521	3376	41.2	1525	1793-6	593	1120	378	7572	92.3
2014-15	82	1949-6784	.435	591-1713	.345	1469-1951	.753	800	2704	3504	42.7	1633	1754-11	617	1045	386	7958	97.0
2015-16	82	3065-6962	.440	679-2035	.334	1428-1901	.751	877	2774	3651	44.5	1707	1676-10	634	1297	366	8237	100.5

Italics denotes ABA

ATTENDANCE

LARGEST HOME

BANKERS LIFE FIELDHOUSE

- 18,345 41 home games, 1999-00
25 home games, 2000-01
11 home games, 2001-02
6 home games, 2002-03
11 home games, 2003-04
15 home games, 2004-05
12 home games, 2005-06
- 18,165 7 home games, 2006-07
1 home game, 2007-08
3 home games, 2008-09
8 home games, 2009-10
6 home games, 2010-11
6 home games, 2011-12
10 home games, 2012-13
28 home games, 2013-14
14 home games, 2014-15
14 home games, 2015-16

*Prior to the 2006-07 season, the seating capacity of Bankers Life Fieldhouse changed from 18,345 to 18,165.

MARKET SQUARE ARENA

- 17,096 vs. Philadelphia, Oct. 29, 1983
- 17,032 vs. Boston, March 6, 1981
vs. Philadelphia, March 10, 1981
- 16,969 vs. Boston, March 20, 1984
- 16,924 vs. Boston, Dec. 1, 1979
vs. Philadelphia, Feb. 5, 1980
vs. Boston, March 11, 1980
- 16,920 vs. Chicago, Nov. 10, 1984
vs. Boston, Jan. 18, 1985
vs. Boston, Feb. 24, 1985

STATE FAIRGROUNDS COLISEUM

- 10,702 vs. Utah, March 12, 1971
- 10,698 vs. Carolina, Nov. 1, 1969
- 10,687 vs. Miami, Feb. 25, 1969
- 10,511 vs. Utah, Nov. 4, 1970
- 10,480 vs. Miami, March 9, 1969
- 10,477 vs. Virginia, Nov. 25, 1970
- 10,472 vs. Kentucky, Feb. 22, 1969
- 10,353 vs. Kentucky, March 19, 1971
- 10,339 vs. Oakland, Feb. 8, 1969
- 10,142 vs. Denver, March 28, 1971

LARGEST AWAY

NBA

- 29,243 at San Antonio, Jan. 4, 2002
- 27,881 at Detroit, April 22, 1988
- 27,513 at San Antonio, Jan. 5, 1996
- 25,816 at Detroit, April 1, 1986
- 25,778 at Detroit, April 2, 1987
- 25,679 at Atlanta, Feb. 14, 1998
- 25,395 at Minnesota, Feb. 16, 1990
- 24,131 at Chicago, Feb. 17, 1998
- 24,042 at Charlotte, Feb. 24, 1996

ABA

- 15,226 at Denver, April 4, 1976
- 14,918 at Denver, March 26, 1976
- 14,661 at Kentucky, Dec. 26, 1971
- 13,807 at Denver, Dec. 21, 1975
- 13,766 at Kentucky, Nov. 17, 1973
- 13,638 at Denver, Dec. 6, 1975
- 12,522 at New York, Dec. 9, 1970
- 12,478 at Utah, March 5, 1971
- 12,201 at Utah, Feb. 25, 1972
- 12,153 at Utah, March 28, 1973
at New York, Jan. 26, 1975

SMALLEST HOME

NBA

BANKERS LIFE FIELDHOUSE

- 9,390 vs. Detroit, Mar. 30, 2011

MARKET SQUARE ARENA

- 2,745 vs. Chicago, Feb. 16, 1983

ABA

STATE FAIRGROUNDS COLISEUM

- 2,121 vs. Kentucky, Feb. 19, 1968

SMALLEST AWAY

NBA

- 2,039 at Cleveland, April 10, 1983

ABA

- 200 at Houston, Jan. 14, 1969

LARGEST FULL-SEASON HOME

BANKERS LIFE FIELDHOUSE

- 752,145 1999-00 18,345 avg.
- 733,444 2000-01 17,889 avg.
- 717,542 2013-14 17,501 avg.
- 696,764 2004-05 16,994 avg.
- 691,434 2014-15 16,864 avg.

MARKET SQUARE ARENA

- 673,967 1995-96 16,438 avg.
- 655,028 1994-95 15,976 avg.
- 645,302 1997-98 15,739 avg.
- 636,735 1996-97 15,530 avg.
- 543,815 1993-94 13,264 avg.

STATE FAIRGROUNDS COLISEUM

- 355,985 1971-72 8,476 avg.
- 354,598 1974-75 8,649 avg.
- 347,817 1972-73 8,281 avg.
- 327,498 1970-71 8,187 avg.
- 324,045 1975-76 7,715 avg.

LARGEST HOME PLAYOFFS

NBA

BANKERS LIFE FIELDHOUSE

- 18,345 12 home games, 2000
two home games, 2001
two home games, 2002
six home games, 2004
six home games, 2005
- 18,165 two home games, 2011
six home games, 2012
nine home games, 2013
10 home games, 2014
three home games, 2016
- 17,347 vs. Boston, 4/20/03
- 16,605 vs. Boston, 4/17/03
- 16,586 vs. New Jersey, 5/4/06
- 16,401 vs. New Jersey, 4/29/06

MARKET SQUARE ARENA

- 16,795 vs. Philadelphia, May 19, 1999
- 16,767 vs. New York, May 13, 1998
- 16,765 vs. New York, May 7, 1998
- 16,731 vs. Atlanta, May 5, 1996
- 16,723 vs. Philadelphia, May 17, 1999
- 16,709 vs. Atlanta, April 27, 1996
- 16,692 vs. Atlanta, April 29, 1995
- 16,679 vs. New York, May 19, 1995
- 16,678 vs. New York, May 13, 1995
- 16,675 vs. New York, May 11, 1995

ABA

MARKET SQUARE ARENA

- 17,421 vs. Denver, April 30, 1975
- 17,389 vs. San Antonio, April 12, 1975
vs. Denver, April 25, 1975
- 17,388 vs. Kentucky, May 17, 1975
- 15,675 vs. San Antonio,
April 16, 1975
- 15,496 vs. San Antonio,
April 24, 1975
- 14,589 vs. Kentucky, May 19, 1975
- 12,217 vs. San Antonio, April 10, 1975

ASSEMBLY HALL, BLOOMINGTON, IND.

- 13,007 vs. Utah, April 22, 1972
- 12,899 vs. Kentucky, April 17, 1969

LARGEST AWAY PLAYOFFS

NBA

- 23,844 at Chicago, May 17, 1998
at Chicago, May 19, 1998
at Chicago, May 31, 1998
- 22,986 at Chicago, April 16, 2011
- 22,822 at Chicago, April 26, 2011
- 22,480 at Chicago, April 18, 2011
- 22,076 at Detroit, May 26, 2004
at Detroit, May 28, 2004
at Detroit, June 1, 2004
at Detroit, May 9, 2005
at Detroit, May 11, 2005
at Detroit, May 17, 2005

ABA

- 16,779 at Kentucky, May 8, 1973
- 16,622 at Kentucky, May 22, 1975
- 16,597 at Kentucky, May 12, 1973
- 15,890 at New York, May 15, 1972
- 15,241 at New York, May 12, 1972
- 14,368 at Kentucky, May 13, 1975
- 13,408 at Kentucky, April 30, 1973
- 13,208 at Utah, April 24, 1971
- 12,304 at San Antonio, April 10, 1974
- 12,212 at Kentucky, May 15, 1975

YEARLY ATTENDANCE

YEAR	HOME GAMES	HOME ATTENDANCE	HOME AVERAGE	NBA RANK	HOME SELLOUTS	AWAY GAMES	AWAY ATTENDANCE	AWAY AVERAGE	TOTAL GAMES	TOTAL ATTENDANCE	TOTAL AVE.
1967-68	39	201,522	5,167		1	39	96,063	2,463	78	297,585	3,815
1968-69	39	228,678	5,864		3	39	---	---	78	---	---
1969-70	41	319,261	7,787		8	43	162,827	3,787	84	482,088	5,739
1970-71	40	327,487	8,187		11	44	234,521	5,330	84	562,008	6,691
1971-72	42	355,985	8,476		11	42	229,475	5,464	84	585,460	6,970
1972-73	42	347,817	8,281		4	42	226,703	5,398	84	574,520	6,840
1973-74	42	318,307	7,579		0	42	224,867	5,354	84	543,174	6,466
1974-75	42	361,359	8,604		0	42	249,252	5,935	84	610,611	7,269
1975-76	42	325,050	7,739		1	42	314,602	7,491	84	639,652	7,615
1976-77	41	432,726	10,551	13th	1	41	397,814	9,703	82	830,540	10,129
1977-78	41	501,759	12,238	9th	1	41	391,344	9,545	82	893,103	10,892
1978-79	41	367,160	8,955	18th	0	41	392,607	9,576	82	759,767	9,265
1979-80	41	433,402	10,571	13th	5	41	374,775	9,141	82	808,177	9,856
1980-81	41	409,839	9,996	12th	2	41	370,073	9,026	82	779,912	9,511
1981-82	41	318,062	7,758	19th	0	41	376,907	9,193	82	694,969	8,475
1982-83	41	197,364	4,814	21st	0	41	339,452	8,279	82	536,816	6,547
1983-84	41	421,202	10,273	13th	4	41	358,362	8,741	82	779,564	9,507
1984-85	41	437,677	10,675	13th	3	41	398,807	9,727	82	836,484	10,201
1985-86	41	460,969	11,243	13th	5	41	441,819	10,776	82	902,788	11,010
1986-87	41	520,007	12,683	10th	7	41	478,845	11,679	82	998,852	12,181
1987-88	41	502,319	12,252	14th	4	41	519,592	12,673	82	1,021,911	12,462
1988-89	41	468,912	11,437	22nd	4	41	607,121	14,808	82	1,076,033	13,122
1989-90	41	528,275	12,885	20th	8	41	626,386	15,278	82	1,154,661	14,081
1990-91	41	475,291	11,592	26th	6	41	601,107	14,661	82	1,076,398	13,127
1991-92	41	517,352	12,618	24th	4	41	633,502	15,451	82	1,150,854	14,035
1992-93	41	530,891	12,949	24th	9	41	639,492	15,597	82	1,170,383	14,273
1993-94	41	543,815	13,264	23rd	6	41	642,002	15,659	82	1,185,817	14,461
1994-95	41	655,028	15,976	17th	24	41	687,858	16,777	82	1,342,886	16,377
1995-96	41	673,967	16,438	19th	29	41	714,843	17,435	82	1,388,810	16,937
1996-97	41	636,735	15,530	21st	10	41	710,551	17,331	82	1,347,286	16,430
1997-98	41	645,302	15,739	22nd	14	41	737,918	17,998	82	1,383,220	16,869
1998-99	25	404,536	16,181	20th	15	25	447,658	17,906	50	852,194	17,044
1999-00	41	752,145	18,345	10th	41	41	701,895	17,119	82	1,454,040	17,732
2000-01	41	733,444	17,889	10th	25	41	676,847	16,508	82	1,410,291	17,199
2001-02	41	686,537	16,745	16th	11	41	683,768	16,677	82	1,370,513	16,714
2002-03	41	670,461	16,353	15th	6	41	691,115	16,856	82	1,361,576	16,605
2003-04	41	678,326	16,545	17th	11	41	726,142	17,711	82	1,404,468	17,128
2004-05	41	696,764	16,994	17th	15	41	692,711	16,895	82	1,389,475	16,945
2005-06	41	663,368	16,180	24th	12	41	722,599	17,624	82	1,385,967	16,902
2006-07	41	629,750	15,360	28th	7	41	729,904	17,803	82	1,359,654	16,581
2007-08	41	501,092	12,222	30th	1	41	705,922	17,218	82	1,207,014	14,720
2008-09	41	581,472	14,182	28th	3	41	702,311	17,130	82	1,283,783	15,656
2009-10	41	582,295	14,202	27th	8	41	695,164	16,955	82	1,277,459	15,579
2010-11	41	555,077	13,538	30th	6	41	690,605	16,844	82	1,245,682	15,191
2011-12	33	467,561	14,169	29th	6	33	547,701	16,597	66	1,015,262	15,383
2012-13	41	626,069	15,270	25th	10	40	682,456	17,061	81	1,308,525	16,155
2013-14	41	717,542	17,501	15th	28	41	732,759	17,872	82	1,401,301	17,687
2014-15	41	691,434	16,864	22nd	14	41	733,593	17,893	82	1,425,027	17,378
2015-16	41	690,733	16,847	22nd	14	41	731,930	17,852	82	1,422,663	17,350

Italics denotes ABA


RETIRED NUMBERS



ROGER BROWN #35

FORWARD • 6-5 • 205 LBS • DAYTON '67


"Rajah" spent eight seasons in an Indiana Pacers uniform...a first team all-ABA selection in 1971, he was named to the second team in 1968 and 1970...THE original Pacers' player, he was the first player to sign with the fledgling ABA franchise...he is the Pacers' fourth all-time leading scorer with 10,058 points in 559 games...he has the club ABA record for FG accuracy in a single game as he hit all 14 of his shots vs. Denver, 1/25/69...his 3,495 minutes logged in 1969-70 are the most ever by a Pacers player in an ABA season...he had a career-high 53 points vs. the Los Angeles Stars, 5/19/70, the third highest single-game total in Pacers ABA history...his jersey number was retired on 11/2/85. In September 2013, he was inducted into the Naismith Memorial Basketball Hall of Fame.



MEL DANIELS #34

CENTER • 6-9 • 220 LBS • NEW MEXICO '67

Mel was twice named the ABA's MVP (1969 and 1971)...he played six seasons with the Pacers, averaging 19.4 points and 16.0 rebounds per game...a four-time all-ABA selection, he was named to the first team in 1969, 1970 and 1971, and was a second-team pick in 1973...he was also named the ABA All-Star Game MVP in 1971...he was the ABA's first Rookie of the Year (1968)...he is the Pacers' all-time leading rebounder in the ABA (7,643) and he holds the Pacers' ABA record for rebounds in a single season (1,475 in 1970-71)...on 3/18/69 vs. the New York Nets, he had 37 points and 26 rebounds in the second half, both club and ABA records; ending the game with 56 points and 31 rebounds...in that game he also set the Pacers' ABA records for most 2-pt field goals in a quarter (10), half (16), and game (25)...his jersey number was retired on 11/2/85. In September 2012, he was inducted into the Naismith Memorial Basketball Hall of Fame.



GEORGE MCGINNIS #30

FORWARD • 6-8 • 235 LBS • INDIANA '73

George played seven seasons with Indiana from 1971-75 and 1979-82...along with Julius Erving, he was named co-MVP of the ABA in 1975...he was a two-time first-team all-ABA selection in 1974 and 1975, and a second-team pick in 1973...he is the fifth leading scorer in Pacers' history and holds the highest career scoring average (19.6)...he holds the Pacers' single-game records in an ABA game for most points (58 vs. Dallas Chapparrals, 11/28/72) and for most rebounds (37 vs. Carolina Cougars, 1/12/74)...he holds the Pacers' record for most points (2,353) in an ABA season in 1974-75...he holds the Pacers' ABA records for free throw attempts in a game (22 vs. Pittsburgh, 11/9/71) and season (778 in 1972-73), as well as most field goals in a season (873 in 1974-75)...his jersey number was retired on 11/2/85.

RETIRED NUMBERS



REGGIE MILLER #31

GUARD • 6-7 • 195 LBS • UCLA '87

After 18 NBA seasons, all with the Indiana Pacers, Reggie concluded his playing career after the 2005 NBA Playoffs...on 3/30/06, his No. 31 joined an elite group of former Pacers by having his jersey retired...he was a five-time NBA All-Star, an Olympic gold medalist, the all-time leader in 3-point FGM and 12th on the NBA's all-time scoring list...he is the Pacers' all-time leader in 13 categories...before he arrived in Indiana in 1987 as the Pacers' first-round draft pick (11th overall), the team had been to the NBA Playoffs twice in 12 seasons, never making it past the first round...in his 18 seasons, the Pacers made the playoffs 15 times with six trips to the Eastern Conference Finals and one trip to the NBA Finals...off the court, he left a legacy as well...he was a winner of the NBA's J. Walter Kennedy Community Service Award and was named USA Weekend's Most Caring Athlete. In September 2012, he was inducted into the Naismith Memorial Basketball Hall of Fame.



BOBBY "SLICK" LEONARD #529

HEAD COACH • 1968-1980 • 529 WINS • 456 LOSSES

Slick is the Pacers' winningest coach in franchise history...he compiled a won/loss record of 529-456 for a winning percentage of .537...he began his coaching career with the Pacers as an assistant coach during the 1967-68 season, the inaugural ABA season...he took over as head coach nine games into the team's second season, 1968-69...he coached the team to an unprecedented three ABA titles and to the league finals five times...he compiled an all-time ABA record of 387-270, and is the ABA's all-time winningest coach...in 1976, he added general manager duties to his coaching duties, as the franchise entered the NBA...he led the team for its first four seasons in the NBA...his 142 wins in the NBA are third on the Pacers' NBA career wins list, behind Larry Brown's 190 victories and Larry Bird's 147 victories...the banner honoring his coaching record was raised on 3/15/96. In August 2014, he was inducted into the Naismith Memorial Basketball Hall of Fame.



MEL SIMON

OWNER • 1983-2009

In the fall of 2009, the Indiana Pacers retired a jersey to honor Melvin Simon, the team's late co-owner, who passed away Sept. 16, 2009. Along with his brother, Herb, the Simons bought the Pacers in 1983. But Melvin Simon's reach extended way beyond the Pacers. He was not only a leader in the business community but a visionary for his adopted hometown and one of Indiana's philanthropic giants. Pacers President of Basketball, Larry Bird, said, "He is a true legend to this city, not only for the visible things that everyone sees each day, but because he was a man who cared about people. He is one of this country's greatest success stories, a man who is a true example of the American Dream. As an owner of the Pacers, he was a joy to work for and to work with. But he wasn't only an owner, he was the biggest and best Pacers fan."



NBA YEARS

TOP 10

SEASONS

1. Reggie Miller	18
2. Jeff Foster	13
3. Rik Smits	12
4. Vern Fleming	11
5. Dale Davis	10
6. Austin Croshere	9
Danny Granger	
8. Derrick McKey	8
Jermaine O'Neal	
LaSalle Thompson	
Jamaal Tinsley	
Herb Williams	

GAMES

1. Reggie Miller	1,389
2. Rik Smits	867
3. Vern Fleming	816
4. Jeff Foster	764
5. Dale Davis	671
6. Herb Williams	577
7. Danny Granger	544
8. Austin Croshere	540
9. Roy Hibbert	533
10. Jermaine O'Neal	514

MINUTES

1. Reggie Miller	47,619
2. Rik Smits	23,100
3. Vern Fleming	22,974
4. Dale Davis	19,814
5. Herb Williams	18,455
6. Jermaine O'Neal	17,997
7. Danny Granger	17,680
8. Chuck Person	16,978
9. Jeff Foster	15,750
10. Roy Hibbert	13,829

FIELD GOALS MADE

1. Reggie Miller	8,241
2. Rik Smits	5,301
3. Chuck Person	3,762
4. Vern Fleming	3,737
5. Jermaine O'Neal	3,654
6. Herb Williams	3,606
7. Danny Granger	3,231
8. Billy Knight	2,874
9. Dale Davis	2,597
10. Roy Hibbert	2,360

FIELD GOALS ATTEMPTED

1. Reggie Miller	17,499
2. Rik Smits	10,461
3. Jermaine O'Neal	7,973
4. Chuck Person	7,820
5. Herb Williams	7,576
6. Vern Fleming	7,430
7. Danny Granger	7,425
8. Billy Knight	5,581
9. Roy Hibbert	5,083
10. Paul George	5,070

FIELD GOAL PERCENTAGE

MINIMUM 600 FGM

1. Dale Davis543
2. Ian Mahinmi527
3. Billy Knight515
4. Wayman Tisdale512
5. Detlef Schrempf511
6. Alex English508
7. Rik Smits507
8. Vern Fleming503
9. Clemon Johnson502
10. Jerry Sichting501

3-PT FG MADE

1. Reggie Miller	2,560
2. Danny Granger	964
3. Paul George	702
4. George Hill	476
5. Chuck Person	466
6. Troy Murphy	419
7. Mike Dunleavy	408
8. Austin Croshere	376
9. Jamaal Tinsley	340
10. C.J. Miles	296

3-PT FG ATTEMPTED

1. Reggie Miller	6,486
2. Danny Granger	2,526
3. Paul George	1,929
4. Chuck Person	1,330
5. George Hill	1,267
6. Jamaal Tinsley	1,108
7. Austin Croshere	1,095
8. Mike Dunleavy	1,089
9. Troy Murphy	1,015
10. C.J. Miles	833

3-PT FG PERCENTAGE

MINIMUM 50 3-PT FGM

1. Chris Mullin441
2. Troy Murphy413
3. Damjan Rudez406
4. Peja Stojakovic404
5. Brandon Rush402
6. Reggie Miller395
7. James Jones394
8. Kareem Rush389
9. Sam Perkins388
Erick Strickland388

FREE THROWS MADE

1. Reggie Miller	6,237
2. Rik Smits	2,266
3. Jermaine O'Neal	2,258
4. Danny Granger	2,145
5. Vern Fleming	2,026
6. Detlef Schrempf	1,879
7. Billy Knight	1,673
8. Herb Williams	1,421
9. Paul George	1,307
10. Steve Stipanovich	1,283

FREE THROWS ATTEMPTED

1. Reggie Miller	7,026
2. Jermaine O'Neal	3,140
3. Rik Smits	2,932
4. Vern Fleming	2,649
5. Danny Granger	2,526
6. Detlef Schrempf	2,312
7. Billy Knight	2,018
8. Herb Williams	2,013
9. Dale Davis	1,993
10. Antonio Davis	1,773

FREE THROW PERCENTAGE

MINIMUM 250 FTM

1. Chris Mullin912
2. John Long902
3. Reggie Miller888
4. Micheal Williams875
5. Austin Croshere862
6. Darren Collison855
7. Jerry Sichting852
8. Ricky Sobers851
9. Danny Granger849
10. Paul George838

OFFENSIVE REBOUNDS

1. Dale Davis	2,276
2. Jeff Foster	2,101
3. Rik Smits	1,531
4. Roy Hibbert	1,341
5. Jermaine O'Neal	1,254
6. Herb Williams	1,152
7. Antonio Davis981
8. Vern Fleming	930
9. Reggie Miller	883
10. Clark Kellogg	852
Billy Knight	852

DEFENSIVE REBOUNDS

1. Rik Smits	3,746
2. Dale Davis	3,730
3. Jermaine O'Neal	3,679
4. Herb Williams	3,342
5. Reggie Miller	3,299
6. Jeff Foster	3,147
7. Steve Stipanovich	2,360
8. Roy Hibbert	2,282
9. Detlef Schrempf	2,250
10. Chuck Person	2,173

TOTAL REBOUNDS

1. Dale Davis	6,006
2. Rik Smits	5,277
3. Jeff Foster	5,248
4. Jermaine O'Neal	4,933
5. Herb Williams	4,494
6. Reggie Miller	4,182
7. Roy Hibbert	3,623
8. Steve Stipanovich	3,131
9. Detlef Schrempf	3,059
10. Chuck Person	3,017

TOP 10

REBOUND AVERAGE

MINIMUM 150 GAMES

1. Jermaine O'Neal	9.60
2. Clark Kellogg	9.55
3. Troy Murphy	9.15
4. Dale Davis	8.95
5. Detlef Schrempf	8.64
6. Herb Williams	7.79
7. Steve Stipanovich	7.77
8. James Edwards	7.51
9. David West	6.97
10. Jeff Foster	6.87

ASSISTS

1. Reggie Miller	4,141
2. Vern Fleming	4,038
3. Mark Jackson	3,294
4. Jamaal Tinsley	2,786
5. Travis Best	1,785
6. Chuck Person	1,743
7. Johnny Davis	1,719
8. Detlef Schrempf	1,446
9. Herb Williams	1,402
10. Jalen Rose	1,355

PERSONAL FOULS

1. Rik Smits	3,011
2. Reggie Miller	2,730
3. Dale Davis	1,982
4. Jeff Foster	1,921
5. Vern Fleming	1,888
6. Jermaine O'Neal	1,785
7. Herb Williams	1,740
8. Roy Hibbert	1,715
9. Chuck Person	1,541
10. Danny Granger	1,540

DISQUALIFICATIONS

1. Rik Smits	73
2. James Edwards	44
3. Mike Bantom	42
4. Jermaine O'Neal	27
Chuck Person	27
6. Steve Stipanovich	26
7. Herb Williams	24
Jeff Foster	24
8. Roy Hibbert	23
9. Travis Best	22
Antonio Davis	22
Danny Granger	22
LaSalle Thompson	22
Wayman Tisdale	22

STEALS

1. Reggie Miller	1,505
2. Vern Fleming	885
3. Jamaal Tinsley	660
4. Paul George	621
5. Danny Granger	544
6. Don Buse	519
7. Derrick McKey	512
8. Jeff Foster	507
9. Travis Best	488
10. Dale Davis	468

TURNOVERS

1. Reggie Miller	2,409
2. Vern Fleming	1,613
3. Rik Smits	1,579
4. Herb Williams	1,420
5. Chuck Person	1,299
6. Jermaine O'Neal	1,287
7. Jamaal Tinsley	1,145
8. Danny Granger	1,064
9. Mark Jackson	960
10. Roy Hibbert	930

BLOCKED SHOTS

1. Jermaine O'Neal	1,245
2. Rik Smits	1,111
3. Herb Williams	1,094
4. Roy Hibbert	990
5. Dale Davis	904
6. Danny Granger	471
7. Clemmon Johnson	415
8. James Edwards	391
9. Steve Stipanovich	380
10. Antonio Davis	377

POINTS

1. Reggie Miller	25,279
2. Rik Smits	12,871
3. Jermaine O'Neal	9,580
4. Danny Granger	9,571
5. Vern Fleming	9,535
6. Chuck Person	9,096
7. Herb Williams	8,637
8. Billy Knight	7,440
9. Paul George	6,315
10. Dale Davis	6,253

SCORING AVERAGE

MINIMUM 150 GAMES

1. Chuck Person	18.99
2. Clark Kellogg	18.92
3. Jermaine O'Neal	18.64
4. Reggie Miller	18.20
5. Ricky Sobers	17.75
6. Danny Granger	17.59
7. Billy Knight	17.10
8. Detlef Schrempf	16.97
9. Paul George	16.93
10. Stephen Jackson	16.59

TOP 5 SEASON LEADERS

MINUTES

3,192	Reggie Miller	1989-90
3,181	Reggie Miller	2000-01
3,120	Reggie Miller	1991-92
3,117	Billy Knight	1976-77
3,098	Detlef Schrempf	1992-93

FIELD GOALS MADE

831	Billy Knight	1976-77
711	Chuck Person	1988-89
680	Clark Kellogg	1982-83
661	Reggie Miller	1989-90
635	Chuck Person	1986-87

FIELD GOALS ATTEMPTED

1,687	Billy Knight	1976-77
1,453	Chuck Person	1988-89
1,449	Paul George	2015-16
1,420	Clark Kellogg	1982-83
1,400	Jermaine O'Neal	2003-04

FIELD GOAL PERCENTAGE

MINIMUM 150 FGM			
.589	Ian Mahinmi	2015-16
.568	Dale Davis	1992-93
.563	Dale Davis	1994-95
.562	Brad Miller	2001-02
.558	Dale Davis	1995-96

3-PT FIELD GOALS MADE

229	Reggie Miller	1996-97
210	Paul George	2015-16
195	Reggie Miller	1994-95
182	Danny Granger	2008-09
	Paul George	2013-14

3-PT FG ATTEMPTED

566	Paul George	2015-16
536	Reggie Miller	1996-97
500	Paul George	2013-14
470	Reggie Miller	1994-95
469	Paul George	2012-13

3-PT FG PERCENTAGE

MINIMUM 50 3-PT FGM			
.465	Chris Mullin	1998-99
.458	Al Harrington	2006-07
.450	Troy Murphy	2008-09
.442	John Long	1987-88
.440	Chris Mullin	1997-98

FREE THROWS MADE

551	Reggie Miller	1990-91
544	Reggie Miller	1989-90
525	Detlef Schrempf	1992-93
454	Paul George	2015-16
442	Reggie Miller	1991-92

FREE THROWS ATTEMPTED

653	Detlef Schrempf	1992-93
627	Reggie Miller	1989-90
600	Reggie Miller	1990-91
539	Detlef Schrempf	1990-91
528	Paul George	2015-16

FREE THROW PERCENTAGE

MINIMUM 100 FTM			
.939	Chris Mullin	1997-98
.933	Reggie Miller	2004-05
.928	Reggie Miller	2000-01
.919	Reggie Miller	1999-00
.918	Reggie Miller	1990-91

OFFENSIVE REBOUNDS

340	Clark Kellogg	1982-83
301	Dale Davis	1996-97
296	Roy Hibbert	2012-13
291	Dale Davis	1992-93
280	Dale Davis	1993-94

DEFENSIVE REBOUNDS

715	Troy Murphy	2008-09
608	Troy Murphy	2009-10
594	Jermaine O'Neal	2002-03
585	Jermaine O'Neal	2003-04
570	Detlef Schrempf	1992-93

TOTAL REBOUNDS

861	Troy Murphy	2008-09
860	Clark Kellogg	1982-83
802	Dan Roundfield	1977-78
796	Jermaine O'Neal	2002-03
794	Jermaine O'Neal	2000-01

REBOUND AVERAGE

11.7	Troy Murphy	2008-09
10.9	Dale Davis	1993-94
10.6	Clark Kellogg	1982-83
10.5	Jermaine O'Neal	2001-02
10.3	Jermaine O'Neal	2002-03

ASSISTS

713	Mark Jackson	1997-98
685	Don Buse	1976-77
650	Mark Jackson	1999-00
647	Micheal Williams	1991-92
	Jamaal Tinsley	2001-02

PERSONAL FOULS

363	James Edwards	1978-79
353	Darnell Hillman	1976-77
333	Mike Bantom	1977-78
328	Rik Smits	1989-90
324	James Edwards	1979-80

DISQUALIFICATIONS

16	James Edwards	1978-79
15	Darnell Hillman	1976-77
14	Rik Smits	1988-89
13	Mike Bantom	1977-78
12	James Edwards	1979-80
	Chuck Person	1988-89

STEALS

281	Don Buse	1976-77
233	Micheal Williams	1991-92
211	Dudley Bradley	1979-80
186	Dudley Bradley	1980-81
170	Ricky Sobers	1977-78

TURNOVERS

352	Ricky Sobers	1977-78
308	Chuck Person	1988-89
304	Ricky Sobers	1978-79
286	Mickey Johnson	1979-80
270	Jamaal Tinsley	2001-02

BLOCKED SHOTS

228	Jermaine O'Neal	2000-01
206	Roy Hibbert	2012-13
199	Jermaine O'Neal	2003-04
184	Herb Williams	1985-86
182	Jermaine O'Neal	2006-07
	Roy Hibbert	2013-14

POINTS

2,075	Billy Knight	1976-77
2,016	Reggie Miller	1989-90
1,874	Paul George	2015-16
1,855	Reggie Miller	1990-91
1,751	Reggie Miller	1996-97

SCORING AVERAGE

26.6	Billy Knight	1976-77
25.8	Danny Granger	2008-09
24.6	Reggie Miller	1989-90
24.1	Danny Granger	2009-10
23.1	Paul George	2015-16

TOP PERFORMANCES

SINGLE-GAME

PACERS

POINTS

57	Reggie Miller at Charlotte, 11/28/92
55	Jermaine O'Neal vs. Milwaukee, 1/4/05
52	Billy Knight at San Antonio, 11/11/80
48	Paul George at Utah, 12/5/15
47	Chuck Person at New York, 1/31/89
45	Chuck Person at Seattle, 2/28/89
	Paul George, Oklahoma City, 3/19/16
44	Billy Knight vs. San Diego, 1/25/80
	John Long vs. Philadelphia, 11/4/86
	Reggie Miller vs. Chicago, 1/10/90
	Rik Smits vs. L.A. Clippers, 12/10/95
	Danny Granger vs. Utah, 3/26/10
43	Billy Knight at San Antonio, 1/6/77
	John Williamson vs. Golden State, 11/23/77
	Reggie Miller at Cleveland, 2/14/90
	Jalen Rose at New Jersey, 10/30/01
	Paul George at Portland, 12/2/13
42	Butch Carter vs. Dallas, 1/25/83
	Butch Carter vs. Houston, 11/1/83
	Butch Carter vs. Atlanta, 4/12/84
	Chuck Person at Phoenix, 2/11/87
	John Long vs. Utah, 3/9/87
	Chuck Person at L.A. Clippers, 12/19/89
	Jalen Rose vs. Toronto, 12/20/00
	Danny Granger at Detroit, 12/12/08
	Danny Granger at Golden State, 1/11/09

REBOUNDS

29	Herb Williams vs. Denver, 1/23/89
25	Dan Roundfield vs. Detroit, 12/16/77
23	Detlef Schrempf at Orlando, 2/11/92
22	Darnell Hillman vs. N.Y. Nets, 12/23/76
	Mickey Johnson vs. Kansas City, 1/19/80
	Dale Davis vs. Boston, 11/20/93
	Dale Davis vs. San Antonio, 12/30/93
21	Dave Robisch vs. Buffalo, 3/2/77
	Dan Roundfield vs. Houston, 4/8/78
	Clark Kellogg vs. Detroit, 2/2/83
	Clark Kellogg vs. Milwaukee, 11/27/84
	LaSalle Thompson vs. Boston, 3/22/91
	Dale Davis at Detroit, 12/26/96
	Jermaine O'Neal at Washington, 11/26/02
	Troy Murphy at New York, 2/23/09

OPPONENTS

POINTS

55	George Gervin, San Antonio, 1/23/80
54	Russell Westbrook, Oklahoma City, 4/12/15
53	Larry Bird at Boston, 3/30/83
	Michael Jordan at Chicago, 4/12/87
52	Bernard King at New York, 11/24/84
	Mo Williams, Minnesota, 1/13/15
51	Chris Webber at Sacramento, 1/5/01
50	John Williamson, New Jersey, 4/4/78
49	Shaquille O'Neal, Orlando, 12/9/93
	Amar'e Stoudemire, Phoenix, 11/5/08
48	DeMarcus Cousins, at Sacramento, 1/23/16
47	Michael Jordan, Chicago, 4/13/89
	Blake Griffin, at L.A. Clippers, 1/17/11
45	Rick Barry at Golden State, 11/9/77
	Larry Bird, Boston, 2/24/85
	Bernard King, New York, 3/22/85
	Michael Jordan at Chicago, 3/10/90
	Vince Carter, Toronto, 12/20/00
	Kobe Bryant, L.A. Lakers, 1/9/06
	Monta Ellis, at Golden State, 11/30/09
	James Harden, at Houston, 1/19/15
44	Moses Malone at Houston, 10/17/79
	Michael Jordan at Chicago, 12/27/86
	Michael Jordan, Chicago, 2/18/96
	Kevin Durant, Oklahoma City, 4/6/12
	James Harden, Houston, 3/23/15

REBOUNDS

34	Dennis Rodman at Detroit, 3/4/92
29	Bob McAdoo at Buffalo, 12/7/76
	Moses Malone at Houston, 10/17/79
	Andre Drummond, at Detroit, 11/3/15
28	Popeye Jones at Dallas, 1/9/96
27	Leonard Robinson, New Orleans, 12/7/77
26	Chris Webber at Sacramento, 1/5/01
	Tim Duncan, San Antonio, 2/17/10
25	Dennis Rodman, San Antonio, 1/22/95
24	Marvin Webster, Seattle, 11/2/77
	Terry Cummings, San Diego, 11/9/82
	Moses Malone at Philadelphia, 4/8/83
	Buck Williams at New Jersey, 10/30/85
	Roy Tarpley at Dallas, 1/13/88
	Dennis Rodman at Detroit, 2/13/91
	Dennis Rodman, Chicago, 2/18/96
	Dikembe Mutombo at Atlanta, 4/9/98

TOP PERFORMANCES

SINGLE-GAME

PACERS

ASSISTS

23	Jamaal Tinsley vs. Washington, 11/22/01
20	Jalen Rose at Cleveland, 4/18/01
19	Mark Jackson vs. Milwaukee, 2/28/97
	Mark Jackson at Charlotte, 3/28/97
	Jamaal Tinsley vs. Dallas, 2ot, 2/5/02
18	Vern Fleming vs. Houston, 11/23/90
	Micheal Williams vs. New York, 11/13/91
	Mark Jackson vs. Utah, 1/23/98
	Jamaal Tinsley vs. Houston, ot, 12/13/01

STEALS

9	Dudley Bradley vs. Cleveland, 11/29/80
8	Don Buse vs. Cleveland, 12/3/76
	Don Buse vs. New Orleans, 3/27/77
	Micheal Williams vs. Milwaukee, 1/12/91
	Micheal Williams vs. Chicago, 12/30/91
	Ron Artest vs. Miami, 3/31/02
	Ron Artest vs. Dallas, 3/24/04
	Jamaal Tinsley at Detroit, 11/19/04

BLOCKED SHOTS

11	Roy Hibbert vs. New Orleans, 11/21/12*
10	Jermaine O'Neal vs. Toronto, 1/22/03
9	Dan Roundfield at Buffalo, 2/21/77
	Clemon Johnson at Chicago, 1/11/80
	Herb Williams vs. L.A. Lakers, 1/15/82
	Herb Williams at San Diego, 1/20/83
	Herb Williams at Philadelphia, 4/11/86

OPPONENTS

ASSISTS

34	Dennis Rodman at Detroit, 3/4/92
29	Bob McAdoo at Buffalo, 12/7/76
	Moses Malone at Houston, 10/17/79
28	Popeye Jones at Dallas, 1/9/96
27	Leonard Robinson, New Orleans, 12/7/77
26	Chris Webber at Sacramento, 1/5/01
	Tim Duncan, San Antonio, 2/17/10
25	Dennis Rodman, San Antonio, 1/22/95
24	Marvin Webster, Seattle, 11/2/77
	Terry Cummings, San Diego, 11/9/82
	Moses Malone at Philadelphia, 4/8/83
	Buck Williams at New Jersey, 10/30/85
	Roy Tarpley at Dallas, 1/13/88
	Dennis Rodman at Detroit, 2/13/91
	Dennis Rodman, Chicago, 2/18/96
	Dikembe Mutombo at Atlanta, 4/9/98/96
	Dikembe Mutombo at Atlanta, 4/9/98

STEALS

10	Johnny Moore at San Antonio, 3/6/85
	Lafayette Lever at Denver, 3/9/85
9	Quinn Buckner at Milwaukee, 1/2/77
	Michael R. Richardson at New Jersey, 10/30/85
	Michael Adams, Washington, 11/1/91

BLOCKED SHOTS

15	Manute Bol at Washington, 2/26/87
11	Wayne Rollins at Atlanta, 11/27/82
	Mark Eaton at Utah, 1/1/85
	Shawn Bradley at New Jersey, 2/6/97
10	George Johnson at New Jersey, 3/4/80
	Edgar Jones at Detroit, 12/17/81
	Manute Bol, Washington, 2/25/86

INDIVIDUAL PERFORMANCES

MULTIPLE PLAYER/20+ POINT GAMES

50-20 POINTS

at Charlotte, 11/28/92	Reggie Miller.....	57
	Detlef Schrempf.....	25

40-30 POINTS

at Washington, 11/24/15	Paul George	40
	C.J. Miles	32

40-20 POINTS

at San Antonio, 1/16/77	Billy Knight	43
	Wil Jones	21
vs. Cleveland, 12/3/82	Billy Knight	41
	Clark Kellogg	23
vs. Dallas, 1/25/83	Butch Carter	42
	Clark Kellogg	28
vs. Philadelphia, 3/15/83	Billy Knight	40
	Herb Williams	21
vs. Houston, 11/1/83	Butch Carter	42
	Clark Kellogg	27
vs. Sacramento, 2/19/92	Chuck Person	41
	Reggie Miller	24
at Charlotte, 1/29/97	Reggie Miller	40
	Rik Smits	22
vs. L.A. Clippers, 3/30/97	Rik Smits	40
	Reggie Miller	28
vs. Milwaukee, 11/8/00	Reggie Miller	41
	Jermaine O'Neal	24
at New Jersey, 10/30/01	Jalen Rose	43
	Reggie Miller	20
vs. Oklahoma, 3/19/16	Paul George	45
	George Hill	20
at Utah, 12/5/15	Paul George	48
	Rodney Stuckey	23

40-30-20 POINTS

vs. San Diego, 1/25/80	Billy Knight	44
	James Edwards	21
	Alex English	20
vs. Detroit, 3/13/83	Billy Knight	41
	Clark Kellogg	25
	Herb Williams	24
at Phoenix, 2/11/87	Chuck Person	42
	Steve Stipanovich	22
	Herb Williams	20
vs. Atlanta, 12/23/02	Al Harrington	40
	Ron Artest	24
	Brad Miller	22
vs. Golden State, 12/17/08	Danny Granger	41
	Jarrett Jack	24
	Marquis Daniels	23

30-30-30 POINTS

vs. Denver, 3/7/91	Reggie Miller	33
	Vern Fleming	31
	Rik Smits	31

30-30 POINTS

at Portland, 1/8/80	James Edwards	35
	Mickey Johnson	31
at Golden State, 3/2/89	Reggie Miller	36
	Chuck Person	32
vs. Minnesota, 12/12/89	Reggie Miller	32
	Chuck Person	31
vs. Houston, 11/23/90	Reggie Miller	35
	Chuck Person	33

vs. Dallas, 12/13/91	Chuck Person	32
	Reggie Miller	30
at Atlanta, 2/24/06	Peja Stojakovic	34
	Fred Jones	31
vs. Phoenix, 1/13/10	Danny Granger	33
	Mike Dunleavy	30
at L.A. Clippers, 1/17/11	Danny Granger	32
	Darren Collison	30
vs. Portland, 2/7/14, ot	George Hill	37
	David West	30

30-30-20 POINTS

at Buffalo, 2/21/77	Billy Knight	31
	John Williamson	30
	Wil Jones	23
vs. Washington, 10/28/77	John Williamson	35
	Adrian Dantley	34
	Dan Roundfield	20
vs. New York, 3/1/87	Chuck Person	35
	John Long	30
	Herb Williams	20
at Phoenix, 12/20/89	Chuck Person	34
	Reggie Miller	32
	Vern Fleming	23
at Golden State, 12/22/89	Chuck Person	32
	Vern Fleming	30
	Reggie Miller	25
vs. New Jersey, 12/21/91	Chuck Person	33
	Rik Smits	31
	Reggie Miller	23
at Minnesota, 12/16/00	Jalen Rose	31
	Jermaine O'Neal	30
	Reggie Miller	20
vs. Dallas, 2ot, 2/5/02	Jalen Rose	33
	Austin Croshere	32
	Reggie Miller	23
at Milwaukee, 2/22/14	Paul George	32
	David West	30
	Lance Stephenson	24

30-20 POINTS

at New York, 2/26/77	John Williamson	33
	Billy Knight	28
at Detroit, 11/15/00	Reggie Miller	30
	Travis Best	22
at New Jersey, 11/18/00	Reggie Miller	31
	Jermaine O'Neal	23
vs. Utah, 12/22/00	Jalen Rose	36
	Reggie Miller	24
vs. Orlando, 12/25/00	Jalen Rose	36
	Reggie Miller	22
	Jonathan Bender	20
at Utah, 1/9/01	Reggie Miller	30
	Jalen Rose	21
	Jermaine O'Neal	20
at Houston, 3/13/01	Jalen Rose	39
	Jermaine O'Neal	28
	Al Harrington	22
at Washington, 3/27/01	Jalen Rose	35
	Reggie Miller	27
at Boston, 3/30/01	Austin Croshere	32
	Jalen Rose	25

INDIVIDUAL PERFORMANCES

at Cleveland, 4/18/01	Jermaine O'Neal 30	at New York, 4/7/06	Peja Stojakovic 32
	Reggie Miller 22		Jermaine O'Neal 25
	Jalen Rose 22	at Philadelphia, 12/20/06	Jermaine O'Neal 34
vs. Minnesota, 2ot, 11/16/01	Jalen Rose 31		Stephen Jackson 25
	Al Harrington 25	vs. Chicago, 3/25/07	Jermaine O'Neal 39
	Reggie Miller 23		Mike Dunleavy 23
vs. Detroit, 1/18/02	Jalen Rose 31	vs. Cleveland, 3/27/07	Jermaine O'Neal 32
	Reggie Miller 20		Danny Granger 22
vs. Memphis, 3/7/02	Jermaine O'Neal 31	at Denver, 11/27/07	Mike Dunleavy 30
	Jamaal Tinsley 28		Shawne Williams 21
vs. Phoenix, 4/5/02	Jermaine O'Neal 32	vs. Phoenix, 12/4/07	Jermaine O'Neal 30
	Brad Miller 25		Mike Dunleavy 22
vs. Milwaukee, ot, 4/12/02	Reggie Miller 30	at New York, 12/17/07	Mike Dunleavy 36
	Brad Miller 24		Jermaine O'Neal 22
	Jermaine O'Neal 20	vs. Atlanta, 1/4/08	Danny Granger 32
at Seattle, 12/4/02	Jermaine O'Neal 30		Mike Dunleavy 23
	Al Harrington 26		Kareem Rush 20
at Milwaukee, ot, 12/11/02	Jermaine O'Neal 30	vs. Cleveland, 2/20/08	Kareem Rush 30
	Jamaal Tinsley 21		Troy Murphy 20
	Reggie Miller 20	at Toronto, 2/29/08	Mike Dunleavy 36
at Washington, 2ot, 1/4/03	Al Harrington 33		Kareem Rush 23
	Jermaine O'Neal 26	vs. Milwaukee, 3/2/08	Mike Dunleavy 36
vs. Boston, 2/1/03	Jermaine O'Neal 33		Danny Granger 27
	Brad Miller 21	vs. Seattle, 3/11/08	Mike Dunleavy 32
at Golden State, 3/4/03	Ron Artest 32		Danny Granger 23
	Jermaine O'Neal 21	vs. New York, 3/17/08	Mike Dunleavy 36
at Philadelphia, 11/9/03	Ron Artest 30		Danny Granger 26
	Jermaine O'Neal 23	vs. Minnesota, 3/21/08	Danny Granger 32
at New York, 11/15/03	Reggie Miller 31		Mike Dunleavy 25
	Ron Artest 21		Troy Murphy 22
at Denver, 3/7/04	Jermaine O'Neal 31	vs. Charlotte, 4/12/08	Danny Granger 37
	Anthony Johnson 21		Mike Dunleavy 22
at Cleveland, 3/14/04	Jermaine O'Neal 32	at Washington, 4/14/08	Danny Granger 35
	Ron Artest 21		Mike Dunleavy 26
at Cleveland, 2ot, 11/3/04	Ron Artest 31	vs. New York, 4/16/08	Mike Dunleavy 36
	Austin Croshere 20		Danny Granger 26
at Philadelphia, ot, 11/12/04	Jermaine O'Neal 39	vs. Atlanta, 11/18/08	Danny Granger 34
	Ron Artest 29		Rasho Nesterovic 21
vs. New York, 11/13/04	Jermaine O'Neal 33	vs. Charlotte, 11/28/08	Danny Granger 35
	Ron Artest 22		Marquis Daniels 20
at Dallas, 1/8/05	Jermaine O'Neal 32		T.J. Ford 20
	Jamaal Tinsley 20	vs. L.A. Lakers, 12/2/08	Danny Granger 32
at Miami, ot, 1/21/05	Jamaal Tinsley 30		T.J. Ford 21
	Jermaine O'Neal 26	at Utah, 1/12/09	Danny Granger 30
at Washington, 2/7/05	Jermaine O'Neal 30		Mike Dunleavy 20
	Stephen Jackson 29	vs. Orlando, 2/6/09	Danny Granger 33
at Utah, 3/8/05	Stephen Jackson 30		T.J. Ford 21
	Reggie Miller 24		Troy Murphy 20
at Chicago, 3/26/05	Stephen Jackson 34	at New York, 2/23/09	Jarrett Jack 33
	Fred Jones 20		Marquis Daniels 28
vs. Miami, ot, 3/31/05	Reggie Miller 31	at Charlotte, 3/21/09	Jarrett Jack 31
	Stephen Jackson 29		Danny Granger 21
vs. New York, ot, 4/10/05	Reggie Miller 34	at Chicago, 3/28/09	Danny Granger 32
	Stephen Jackson 27		Brandon Rush 29
vs. New Jersey, 11/11/05	Ron Artest 30	vs. Washington, 3/29/09	Danny Granger 31
	Jermaine O'Neal 20		Brandon Rush 29
at Seattle, 12/6/05	Ron Artest 30	vs. Chicago, 3/31/09	Danny Granger 31
	Jermaine O'Neal 22		T.J. Ford 22
vs. Washington, 12/8/05	Stephen Jackson 30	vs. San Antonio, 4/3/09	Danny Granger 35
	Jermaine O'Neal 25		Jarrett Jack 22
vs. Golden State, 2/10/06	Stephen Jackson 30	at Atlanta, 4/10/09	Danny Granger 35
	Peja Stojakovic 23		Troy Murphy 21
	Anthony Johnson 23		

INDIVIDUAL PERFORMANCES

vs. Cleveland, 4/13/09	Danny Granger 38	vs. New Orleans, 2/21/12	Roy Hibbert 30
	Brandon Rush 27		Paul George 20
vs. Milwaukee, 4/15/09	Danny Granger 35	at Washington, 11/19/12	David West 30
	Brandon Rush 24		Roy Hibbert 20
at Atlanta, 10/28/09	Danny Granger 31	at Sacramento, 11/30/12	David West 31
	Earl Watson 20		George Hill 25
vs. New York, 11/18/09	Danny Granger 33	vs. Houston, 1/18/13	Paul George 31
	Dahntay Jones 25		David West 20
vs. Memphis, 12/30/09	Luther Head 30	vs. Toronto, 2/8/13	David West 30
	Roy Hibbert 25		Paul George 26
at Houston, 2/20/10	Danny Granger 36	vs. Chicago, 3/3/13	David West 31
	T.J. Ford 23		George Hill 21
at Detroit, 3/23/10	Danny Granger 32	at New York, 11/20/13	Paul George 35
	Brandon Rush 20		George Hill 23
vs. Denver, 11/9/10	Mike Dunleavy 31	vs. L.A. Clippers, 1/18/14	Paul George 36
	Darren Collison 29		Lance Stephenson 22
	Tyler Hansbrough 20	at Sacramento, 1/24/14, ot	Paul George 36
at Cleveland, 11/13/10	Danny Granger 34		Lance Stephenson 24
	Mike Dunleavy 20	at Detroit, 3/15/14, ot	David West 22
vs. New Jersey, 1/28/11	Mike Dunleavy 30		Paul George 30
	Roy Hibbert 20		Evan Turner 20
at Milwaukee, 2/12/11	Danny Granger 30	vs. Denver, 1/30/16	Monta Ellis 32
	Darren Collison 22		Jordan Hill 20
vs. New York, 3/15/11	Tyler Hansbrough 30	vs. Golden State, 12/8/15	Paul George 33
	Danny Granger 26		C.J. Miles 24
	Darren Collison 24	at Philadelphia, 11/18/15	Paul George 34
at Charlotte, 3/23/11	Danny Granger 33		C.J. Miles 20
	Tyler Hansbrough 24	at Cleveland, 11/8/15	Paul George 32
at Minnesota, 2/1/12	Danny Granger 36		Monta Ellis 25
	Darren Collison 20		
at Dallas, 2/3/12	Paul George 30		
	David West 20		

INDIVIDUAL PERFORMANCES

TRIPLE DOUBLES

PACERS

1. Ricky Sobers vs. New Jersey, 4/4/78.....	22 points.....	11 rebounds.....	13 assists
2. Mike Bantom at San Antonio, 11/21/78.....	17 points.....	10 rebounds.....	11 assists
3. Mickey Johnson vs. Washington, 10/26/79.....	25 points.....	14 rebounds.....	10 assists
4. Mickey Johnson at Cleveland, 1/26/80.....	37 points.....	11 rebounds.....	10 assists
5. Steve Stipanovich vs. Boston, 11/16/85.....	20 points.....	14 rebounds.....	10 assists
6. Vern Fleming vs. Milwaukee, 11/15/86.....	15 points.....	12 rebounds.....	10 assists
7. Chuck Person at New York, 12/20/86.....	34 points.....	12 rebounds.....	10 assists
8. Vern Fleming at Dallas, 1/13/88.....	18 points.....	12 rebounds.....	12 assists
9. Vern Fleming at L.A. Clippers, 1/20/88.....	15 points.....	11 rebounds.....	12 assists
10. Vern Fleming vs. Detroit, 3/8/88.....	18 points.....	10 rebounds.....	13 assists
11. Vern Fleming vs. Charlotte, 12/13/88.....	10 points.....	13 rebounds.....	12 assists
12. Chuck Person vs. Cleveland, 1/19/89.....	17 points.....	10 rebounds.....	10 assists
13. Reggie Miller vs. Charlotte, 3/5/91.....	22 points.....	10 rebounds.....	10 assists
14. Detlef Schrempf vs. Atlanta, 3/26/91.....	16 points.....	11 rebounds.....	12 assists
15. Detlef Schrempf vs. L.A. Clippers, 1/8/92.....	10 points.....	17 rebounds.....	10 assists
16. Micheal Williams vs. Atlanta, OT, 1/31/92.....	19 points.....	11 rebounds.....	10 assists
17. Pooh Richardson at Charlotte, 11/28/92.....	14 points.....	10 rebounds.....	11 assists
18. Detlef Schrempf at Sacramento, 12/10/92.....	25 points.....	12 rebounds.....	14 assists
19. Detlef Schrempf vs. L.A. Clippers, 1/5/93.....	15 points.....	18 rebounds.....	12 assists
20. Detlef Schrempf vs. Philadelphia, 1/12/93.....	20 points.....	10 rebounds.....	10 assists
21. Detlef Schrempf at Milwaukee, 2/13/93.....	34 points.....	12 rebounds.....	10 assists
22. Derrick McKey vs. L.A. Lakers, 12/20/95.....	17 points.....	13 rebounds.....	11 assists
23. Mark Jackson vs. L.A. Lakers, 3/2/97.....	17 points.....	10 rebounds.....	15 assists
24. Mark Jackson at Toronto, 3/25/97.....	10 points.....	11 rebounds.....	12 assists
25. Mark Jackson vs. New York, 5/13/98*.....	22 points.....	14 rebounds.....	13 assists
26. Mark Jackson at Cleveland, 2/25/99.....	15 points.....	12 rebounds.....	11 assists
27. Mark Jackson vs. Sacramento, 2/4/00.....	15 points.....	10 rebounds.....	15 assists
28. Jamaal Tinsley vs. Washington, 11/22/01.....	19 points.....	11 rebounds.....	23 assists
29. Jamaal Tinsley at Minnesota, 3/15/02.....	11 points.....	10 rebounds.....	10 assists
30. Jermaine O'Neal vs. Toronto, 1/22/03.....	18 points.....	10 rebounds.....	10 blocks
31. Roy Hibbert vs. New Orleans, 11/21/12.....	10 points.....	11 rebounds.....	11 blocks
32. David West vs. Charlotte, 1/12/13.....	14 points.....	12 rebounds.....	10 assists
33. Paul George vs. Charlotte, 2/13/13.....	23 points.....	12 rebounds.....	12 assists
34. Paul George vs. Atlanta, 4/21/13*.....	23 points.....	11 rebounds.....	12 assists
35. Lance Stephenson vs. Memphis, 11/11/13.....	13 points.....	11 rebounds.....	12 assists
36. Lance Stephenson at Boston, 11/22/13.....	10 points.....	11 rebounds.....	10 assists
37. Lance Stephenson vs. Boston, 12/22/13.....	12 points.....	10 rebounds.....	10 assists
38. Lance Stephenson vs. Phoenix, 1/30/14.....	14 points.....	10 rebounds.....	10 assists
39. Paul George vs. Chicago, 3/21/14.....	10 points.....	12 rebounds.....	10 assists
40. Lance Stephenson vs. Oklahoma City, 4/13/14.....	17 points.....	12 rebounds.....	11 assists
41. George Hill vs. Cleveland, 2/27/15.....	15 points.....	10 rebounds.....	12 assists

* Playoff Game

INDIVIDUAL PERFORMANCES

OPPONENTS

1. Larry Kenon at San Antonio, 10/27/79.....	27 points.....	15 rebounds.....	10 assists
2. Micheal Ray Richardson at NY, 3/13/80.....	15 points.....	16 rebounds.....	16 assists
3. Larry Bird, Boston, 3/6/81.....	28 points.....	10 rebounds.....	10 assists
4. Edgar Jones at Detroit, 12/17/81.....	25 points.....	13 rebounds.....	10 blocks
5. Micheal Ray Richardson, NY, 12/26/81.....	17 points.....	12 rebounds.....	12 assists
6. Wayne Rollins at Atlanta, 11/27/82.....	10 points.....	15 rebounds.....	11 blocks
7. Jeff Ruland at Washington, 4/3/84.....	18 points.....	13 rebounds.....	12 assists
8. Lafayette Lever at Denver, 3/9/85.....	13 points.....	15 assists.....	10 steals
9. M.R. Richardson at NJ, 3ot, 10/30/85.....	38 points.....	11 rebounds.....	11 assists
10. Alvin Robertson at San Antonio, 11/22/85.....	14 points.....	12 rebounds.....	10 assists
11. Mark Aguirre at Dallas, 11/23/85.....	25 points.....	13 rebounds.....	12 assists
12. Larry Bird at Boston, 2/23/86.....	30 points.....	11 rebounds.....	12 assists
13. Charles Barkley, Philadelphia, 2ot, 11/4/86.....	34 points.....	10 rebounds.....	14 assists
14. Paul Pressey at Milwaukee, 11/11/86.....	17 points.....	10 rebounds.....	12 assists
15. Earvin Johnson, L.A. Lakers, 1/22/87.....	29 points.....	10 rebounds.....	11 assists
16. Manute Bol at Washington, 2/26/87.....	10 points.....	19 rebounds.....	15 blocks
17. Nate McMillan at Seattle, 1/18/88.....	16 points.....	11 rebounds.....	15 assists
18. Cedric Maxwell, Houston, 3/31/88.....	23 points.....	15 rebounds.....	10 assists
19. Earvin Johnson, L.A. Lakers, 12/10/88.....	32 points.....	11 rebounds.....	13 assists
20. Michael Jordan at Chicago, 3/13/89.....	21 points.....	14 rebounds.....	14 assists
21. Alvin Robertson at San Antonio, ot, 4/8/89.....	19 points.....	10 rebounds.....	10 assists
22. Michael Jordan, Chicago, 4/13/89.....	47 points.....	11 rebounds.....	13 assists
23. Sam Vincent at Orlando, 1/30/90.....	21 points.....	11 rebounds.....	17 assists
24. Darrell Walker at Washington, 4/22/90.....	11 points.....	13 rebounds.....	15 assists
25. Scottie Pippen at Chicago, 12/22/90.....	18 points.....	10 rebounds.....	11 assists
26. Mark Jackson at New York, 4/12/91.....	26 points.....	10 rebounds.....	11 assists
27. Larry Bird at Boston, 4/26/91*.....	21 points.....	12 rebounds.....	12 assists
28. Brad Daugherty at Cleveland, 3/24/92.....	32 points.....	11 rebounds.....	11 assists
29. Tom Gugliotta at Washington, 12/5/92.....	19 points.....	12 rebounds.....	11 assists
30. Hersey Hawkins at Philadelphia, ot, 1/27/93.....	28 points.....	13 rebounds.....	10 assists
31. Larry Johnson, Charlotte, 3/19/93.....	21 points.....	10 rebounds.....	11 assists
32. Mookie Blaylock at Atlanta, 5/12/94*.....	11 points.....	10 rebounds.....	13 assists
33. Mookie Blaylock at Atlanta, 5/17/94*.....	14 points.....	10 rebounds.....	13 assists
34. Shawn Bradley at New Jersey, 2/6/97.....	14 points.....	14 rebounds.....	11 blocks
35. Toni Kukoc, Philadelphia, 3/26/00.....	19 points.....	10 rebounds.....	10 assists
36. Antoine Walker at Boston, 12/8/00.....	16 points.....	10 rebounds.....	12 assists
37. Steve Francis at Houston, 3/13/01.....	16 points.....	10 rebounds.....	11 assists
38. Elton Brand, L.A. Clippers, 1/26/03.....	17 points.....	14 rebounds.....	10 assists
39. LeBron James, Cleveland, 11/25/07.....	30 points.....	11 rebounds.....	10 assists
40. LeBron James, Cleveland, 2/20/08.....	31 points.....	14 rebounds.....	12 assists
41. Rajon Rondo, at Boston, 12/3/08.....	16 points.....	13 rebounds.....	15 assists
42. Andre Miller, at Philadelphia, 12/20/08.....	14 points.....	10 rebounds.....	12 assists
43. Gilbert Arenas, at Washington, 12/12/09.....	22 points.....	10 rebounds.....	11 assists
44. Darren Collison, at New Orleans, 2/19/10.....	18 points.....	13 rebounds.....	12 assists
45. Paul Pierce, at Boston, 12/19/11.....	18 points.....	10 rebounds.....	12 assists
46. Jose Calderon, Toronto, 11/13/12.....	13 points.....	10 rebounds.....	10 assists
47. LeBron James at Miami, 5/22/13*.....	30 points.....	10 rebounds.....	10 assists
48. Russell Westbrook at Oklahoma City, 2/24/15.....	20 points.....	11 rebounds.....	10 assists
49. Kyle Lowry, Toronto, 3/16/15.....	20 points.....	11 rebounds.....	10 assists
50. Evan Turner at Boston, 4/1/15.....	13 points.....	11 rebounds.....	12 assists
51. Stephen Curry at Golden State, 1/22/16.....	39 points.....	10 rebounds.....	12 assists
52. Rajon Rondo at Sacramento, 1/23/16.....	11 points.....	10 rebounds.....	10 assists
53. Russell Westbrook, Oklahoma City, 3/19/16.....	14 points.....	11 rebounds.....	14 assists

* Playoff Game

INDIVIDUAL PERFORMANCES

DOUBLE-DOUBLES

DOUBLE-DOUBLES ARE CURRENT PLAYERS, PACERS' STATS ONLY, REGULAR SEASON ONLY

LAVOY ALLEN

1. at Orlando, 4/16/14.....12 points, 11 rebounds
2. vs. Utah, 11/10/14..... 12 points, 15 rebounds
3. vs. Orlando, 11/28/14 10 points, 14 rebounds
4. vs. L.A. Clippers, 12/10/14. 14 points, 13 rebounds
5. at L.A. Clippers, 12/17/14 .. 12 points, 14 rebounds
6. vs. Chicago, 11/27/1512 points, 10 rebounds
7. at Chicago*, 12/30/15.....10 points, 12 rebounds
8. at Atlanta, 2/5/16 13 points, 14 rebounds
9. vs. Orlando, 3/31/1612 points, 11 rebounds

MONTA ELLIS

1. at Houston*, 1/10/1611 points, 13 assists

PAUL GEORGE

1. vs. Miami, 3/26/12.....16 points, 10 rebounds
2. vs. Detroit, 4/23/12..... 27 points, 10 rebounds
3. at Toronto, 10/31/12 14 points, 15 rebounds
4. vs. Sacramento** 11/3/12.16 points, 17 rebounds
5. at Milwaukee, 12/18/1216 points, 10 rebounds
6. vs. Utah, 12/19/1220 points, 11 rebounds
7. at New Orleans, 12/22/12 ..17 points, 12 rebounds
8. vs. Washington, 1/2/13 29 points, 14 rebounds
9. vs. Miami, 1/8/13.....29 points, 11 rebounds
10. vs. New York, 1/10/1324 points, 11 rebounds
11. at Brooklyn, 1/13/13 15 points, 12 rebounds
12. at Charlotte, 1/15/1316 points, 10 rebounds
13. at Orlando, 1/16/13..... 20 points, 10 rebounds
14. at Memphis, 1/21/1312 points, 10 rebounds
15. at Denver, 1/28/13 23 points, 10 rebounds
16. vs. Chicago, 2/4/13.....21 points, 11 rebounds
17. vs. Toronto*, 2/8/13 26 points, 14 rebounds
18. at Detroit, 2/23/13 12 points, 12 rebounds
19. vs. Golden State, 2/26/13...21 points, 11 rebounds
20. at Toronto, 3/1/13..... 22 points, 10 rebounds
21. vs. Chicago, 3/3/13.....10 points, 10 rebounds
22. at Philadelphia, 3/16/13 18 points, 14 rebounds
23. at Chicago, 3/23/1323 points, 11 rebounds
24. at L.A. Clippers, 4/1/13 23 points, 10 assists
25. vs. Cleveland, 11/2/13..... 21 points, 13 rebounds

26. at Detroit, 11/5/14..... 31 points, 10 rebounds
27. vs. New Orleans, 1/4/14.... 24 points, 10 rebounds
28. at Atlanta, 1/8/14 28 points, 12 rebounds
29. at Denver, 1/25/1418 points, 11 rebounds
30. vs. Phoenix, 1/30/14 12 points, 12 rebounds
31. at Minnesota, 2/19/1435 points, 11 rebounds
32. vs. Golden State, 3/4/14.... 26 points, 12 rebounds
33. at Dallas, 3/9/14.....27 points, 11 rebounds
34. vs. Detroit, 4/2/14..... 27 points, 13 rebounds
35. vs. Oklahoma City, 4/13/14 20 points, 12 rebounds
36. at Toronto, 10/28/15.....17 points, 12 rebounds
37. vs. Boston, 11/4/15..... 26 points, 10 rebounds
38. vs. Miami, 11/6/15 36 points, 12 rebounds
39. at Cleveland, 11/8/1532 points, 11 rebounds
40. at Boston, 11/11/15..... 26 points, 10 rebounds
41. at L.A. Clippers, 12/2/15.... 31 points, 10 rebounds
42. vs. Brooklyn, 12/18/15..... 23 points, 10 rebounds
43. vs. Sacramento, 12/23/15...12 points, 10 rebounds
44. vs. Detroit, 1/2/16 32 points, 14 rebounds
45. vs. L.A. Clippers, 1/26/16 ...31 points, 11 rebounds
46. at Oklahoma City, 2/19/16. 22 points, 10 rebounds
47. at Miami,* 2/22/1631 points, 11 rebounds
48. at Milwaukee, 3/2/1615 points, 10 rebounds
49. at Dallas, 3/12/16 20 points, 10 rebounds
50. vs. Houston, 3/27/1625 points, 11 rebounds

C.J. MILES

1. vs. Oklahoma City*, 4/12/15 30 points, 10 rebounds

RODNEY STUCKEY

1. vs. Portland, 12/13/14 14 points, 14 rebounds
2. vs. L.A. Lakers, 12/15/14 ... 20 points, 10 rebounds

MYLES TURNER

1. vs. Cleveland*, 2/1/1614 points, 10 rebounds
2. vs. L.A. Lakers, 2/8/16..... 14 points, 13 rebounds
3. vs. New Orleans,* 3/24/16 24 points, 16 rebounds
4. vs. Brooklyn, 4/10/16 28 points, 10 rebounds

*Overtime

TEAM PERFORMANCES

SCORING BY QUARTERS

FIRST QUARTER

Pacers High:46	vs. Denver	11/10/07
Pacers Low:8	at Charlotte.....	3/5/14
Opponent's High: 44	at Chicago	12/22/90
	Golden State	12/8/15
Opponent's Low:9	at New Jersey.....	12/14/89
	Detroit	1/20/04
	Memphis	12/10/05
	Miami	3/23/07
	at Detroit	2/23/13

SECOND QUARTER

Pacers High:47	at Charlotte.....	2/2/94
Pacers Low:7	vs. L.A. Clippers.....	11/10/04
Opponent's High: 43	at L.A. Lakers.....	11/12/78
	at Boston	2/8/80
	at Boston	1/20/84
	at Dallas.....	1/8/05
Opponent's Low:8	Utah	11/29/89
	Utah	12/19/12

THIRD QUARTER

Pacers High:47	at Charlotte.....	2/2/94
Pacers Low:7	vs. L.A. Clippers.....	11/10/04
Opponent's High: 43	at L.A. Lakers.....	11/12/78
	at Boston	2/8/80
	at Boston	1/20/84
	at Dallas.....	1/8/05
Opponent's Low:7	at New Orleans.....	12/22/12

FOURTH QUARTER

STREAKS

WINNING

Overall: 9	11/22/02 - 11/22/02
 10/29/13 - 11/15/13
Home: 25	11/26/99 - 3/9/00
Road: 7	10/29/03 - 11/24/03

MARGINS

AT HOME

Widest Victory: 65,	vs. Portland, 2/27/98 (124-59)
Widest Defeat: .. 34,	vs. L.A. Clippers, 11/10/04 (68-102)

Pacers High: 46	vs. San Antonio.....	1/23/80
	vs. Golden State.....	1/16/08
Pacers Low: 8	at Sacramento.....	1/18/12
	vs. Oklahoma City.....	4/5/13
Opponent's High: .. 47	at Golden State	3/19/77
Opponent's Low: 5	Toronto	11/13/12

OVERTIME

Pacers High: 23	vs. Golden State.....	3/31/91
Pacers Low: 0*	at Portland	3/10/97
Opponent's High: 20	L.A. Clippers	12/19/08
Opponent's Low: .. 0*	at Vancouver	12/1/00

FIRST HALF

Pacers High: 86	vs. Golden State.....	1/15/90
Pacers Low: 23	at Milwaukee.....	4/9/14
Opponent's High: 80	at L.A. Lakers.....	11/12/78
Opponent's Low: .. 24	Dallas	2/13/98

SECOND HALF

Pacers High: 85	vs. Denver	11/9/10
Pacers Low: 21	vs. San Antonio.....	3/29/98
	vs. Minnesota.....	12/23/06
Opponent's High: 83	Cleveland.....	1/15/93
Opponent's Low: 23	Cleveland.....	12/12/12

* NBA Record

LOSING

Overall: 12	2/16/83 - 3/11/83
 3/14/85 - 4/3/85
 1/26/89 - 2/23/89
Home: 9	2/4/83 - 3/11/83
Road: 28	2/18/83 - 12/21/83

ON ROAD

Widest Victory: 47,	at Vancouver, 12/4/96 (127-80)
Widest Defeat: 59,	at Golden State, 3/19/77 (91-150)

ROOKIE RECORDS

GAME

MIN: 56	Jamaal Tinsley vs. Dallas, 2ot, 2/5/02
PTS: 42	Chuck Person at Phoenix, 2/11/87
TR: 21	Clark Kellogg vs. Detroit, 2/2/83
AST: 23	Jamaal Tinsley vs. Washington, 11/22/01
ST: 7	Dudley Bradley at San Antonio, 10/27/79
BKS: 9	Herb Williams vs. L.A. Lakers, 1/15/82

SEASON

MIN: 2,956	Chuck Person, 1986-87 (36.0)
PTS: 1,625	Clark Kellogg, 1982-83 (20.1)
FG PCT: .576	David Harrison, 2004-05 (106-184)
FT PCT: .852	Bill Martin, 1985-86 (46-54)
TR: 860	Clark Kellogg, 1982-83 (10.6)
AST: 647	Jamaal Tinsley, 2001-02 (8.1)
ST: 211	Dudley Bradley, 1979-80 (2.6)
BKS: 178	Herb Williams, 1981-82 (2.2)

RECORD BREAKDOWN

OVERALL

YEAR	HOME	ROAD	OVERTIME	OFFENSE 100+	OFFENSE -100	DEFENSE 100+	DEFENSE -100
1976-77	25-16	11-30	0-2	31-33	5-13	15-43	21-3
1977-78	21-20	10-31	3-3	27-36	4-15	22-46	9-5
1978-79	25-16	13-28	1-0	36-33	2-11	29-40	9-4
1979-80	26-15	11-30	4-2	34-36	3-9	29-40	8-5
1980-81	27-14	17-24	1-1	43-26	1-12	28-35	16-3
1981-82	25-16	10-31	1-4	30-23	5-24	17-40	18-7
1982-83	14-27	6-35	1-4	17-43	3-19	15-60	5-2
1983-84	20-21	6-35	2-2	22-31	4-25	16-50	10-6
1984-85	16-25	6-35	2-1	20-47	2-13	16-59	6-1
1985-86	19-22	7-34	0-1	23-29	3-27	13-50	13-6
1986-87	28-13	13-28	5-2	35-20	6-21	24-34	17-7
1987-88	25-16	13-28	0-1	31-27	7-17	21-37	17-7
1988-89	20-21	8-33	3-3	26-33	2-21	18-53	10-1
1989-90	28-13	14-27	4-4	38-28	4-12	26-38	16-2
1990-91	29-12	12-29	2-3	40-29	1-12	35-38	6-3
1991-92	26-15	14-27	5-5	39-36	1-6	28-41	12-1
1992-93	27-14	14-27	2-0	39-25	2-16	22-33	19-8
1993-94	29-12	18-23	1-2	41-7	6-28	14-20	33-15
1994-95	33-8	19-22	3-1	32-6	20-24	10-16	42-14
1995-96	32-9	20-21	1-1	35-4	17-26	13-19	39-11
1996-97	21-20	18-23	6-3	25-3	14-40	8-20	31-23
1997-98	32-9	26-15	4-1	25-0	33-24	9-16	49-18
1998-99	18-7	15-10	3-1	13-4	20-13	4-8	29-9
1999-00	36-5	20-21	1-1	39-7	17-19	17-19	39-7
2000-01	26-15	15-26	5-5	15-5	26-36	5-18	36-23
2001-02	25-16	17-24	3-4	21-11	21-29	9-24	33-16
2002-03	32-9	16-25	6-2	29-5	19-29	8-16	40-18
2003-04	34-7	27-14	3-2	19-1	42-20	1-4	60-17
2004-05	25-16	19-22	5-3	20-4	24-34	5-15	39-23
2005-06	27-14	14-27	0-2	15-5	26-36	3-17	38-24
2006-07	22-19	13-28	2-1	21-9	14-38	6-32	29-15
2007-08	21-20	15-26	1-2	32-21	4-25	20-39	16-7
2008-09	25-16	11-30	1-4	27-30	9-16	18-40	18-6
2009-10	23-18	9-32	0-1	26-16	6-34	15-38	17-12
2010-11	24-17	13-28	1-3	30-12	7-33	15-30	22-15
2011-12	23-10	19-14	4-2	26-5	16-19	5-12	37-12
2012-13	30-11	19-21	2-3	22-4	27-28	5-13	44-19
2013-14	35-6	21-20	4-0	28-2	28-24	7-14	49-12
2014-15	23-18	15-26	3-3	25-10	13-34	9-26	29-18
2015-16	26-15	19-22	1-7	30-17	15-20	13-31	32-6

RECORD BREAKDOWN

VS. CONFERENCES AND DIVISIONS

YEAR	EASTERN	ATLANTIC	CENTRAL	WESTERN	MIDWEST	PACIFIC		
1976-77	22-20	13-6	9-14	14-26	9-11	5-15		
1977-78	18-24	9-10	9-14	13-27	8-12	5-15		
1978-79	24-18	7-12	17-6	14-26	6-10	8-16		
1979-80	28-32	13-17	15-15	9-13	5-5	4-8		
1980-81	32-26	15-14	17-12	12-12	9-3	3-9		
1981-82	23-35	9-19	14-16	12-12	7-5	5-7		
1982-83	12-46	6-22	6-24	8-16	4-8	4-8		
1983-84	17-41	5-23	12-18	9-15	4-8	5-7		
1984-85	14-44	7-21	7-23	8-16	5-7	3-9		
1985-86	19-39	10-19	9-20	7-17	1-11	6-6		
1986-87	28-30	15-14	13-16	13-11	7-5	6-6		
1987-88	25-33	12-16	13-17	13-11	6-6	7-5		
1988-89	15-41	7-19	8-22	13-13	6-6	7-7		
1989-90	30-24	14-10	16-14	12-16	7-7	5-9		
1990-91	27-27	12-11	15-16	14-14	8-6	6-8		
1991-92	27-29	14-14	13-15	13-13	8-5	5-8		
1992-93	27-29	16-12	11-17	14-12	4-8	10-4		
1993-94	32-24	17-11	15-13	15-11	7-5	8-6		
1994-95	35-21	17-11	18-10	17-9	7-5	10-4		
1995-96	36-18	17-9	19-9	16-12	8-6	8-6		
1996-97	22-32	11-15	11-17	17-11	9-5	8-6		
1997-98	41-13	22-4	19-9	17-11	9-5	8-6		
1998-99	30-15	15-8	15-7	3-2	2-0	1-2		
1999-00	36-18	16-10	20-8	20-8	11-3	9-5		
2000-01	29-25	14-12	15-13	12-16	5-9	7-7		
2001-02	27-27	14-12	13-15	15-13	8-6	7-7		
2002-03	35-19	16-10	19-9	13-15	7-7	6-8		
2003-04	41-13	21-5	20-8	20-8	10-4	10-4		
	EASTERN	ATLANTIC	CENTRAL	SOUTHEAST	WESTERN	SOUTHWEST	NORTHWEST	PACIFIC
2004-05	29-23	8-10	9-7	12-6	15-15	6-4	6-4	3-7
2005-06	24-28	9-9	6-10	9-9	17-13	4-6	6-4	7-3
2006-07	25-27	8-10	8-8	9-9	10-20	5-5	2-8	3-7
2007-08	24-28	10-8	5-11	9-9	12-18	3-7	6-4	3-7
2008-09	23-29	8-10	7-9	8-10	13-17	3-7	4-6	6-4
2009-10	23-29	11-7	6-10	6-12	9-21	2-8	3-7	4-6
2010-11	28-24	10-8	9-7	9-9	9-21	2-8	3-7	4-6
2011-12	29-19	11-7	9-4	9-8	13-5	4-2	5-1	4-2
2012-13	31-20	6-11	13-3	12-6	18-12	8-2	3-7	7-3
2013-14	38-14	15-3	12-4	11-7	18-12	5-5	6-4	7-3
2014-15	28-24	9-9	8-8	11-7	10-20	4-6	4-6	2-8
2015-16	30-22	13-5	8-8	9-9	15-15	6-4	4-6	5-5

RECORD BREAKDOWN

MONTH-BY-MONTH

YEAR	OCTOBER	NOVEMBER	DECEMBER	JANUARY	FEBRUARY	MARCH	APRIL	MAY
1976-77	3-3	6-8	7-9	6-7	5-7	5-11	4-1	----
1977-78	3-2	4-11	7-4	5-11	3-11	7-10	2-2	----
1978-79	4-3	4-10	3-11	9-6	6-8	10-5	2-1	----
1979-80	5-6	6-9	6-6	9-7	5-7	6-10	----	----
1980-81	7-3	7-8	7-7	10-5	6-7	7-8	----	----
1981-82	2-0	6-8	8-6	3-10	8-7	6-9	2-7	----
1982-83	1-1	5-9	5-8	3-11	2-12	3-13	1-8	----
1983-84	0-2	4-10	3-9	6-8	5-11	7-9	1-7	----
1984-85	0-2	5-11	3-9	7-9	4-8	1-16	2-5	----
1985-86	1-1	2-13	6-7	5-11	6-8	5-10	1-5	----
1986-87	0-1	7-8	7-6	6-9	7-6	9-5	5-6	----
1987-88	----	8-6	5-7	7-8	9-4	4-11	5-7	----
1988-89	----	2-12	3-10	6-9	3-9	8-8	6-6	----
1989-90	----	8-4	11-5	4-12	7-6	6-7	6-6	----
1990-91	----	5-10	6-8	7-6	7-6	11-6	5-5	----
1991-92	----	6-11	6-7	5-10	9-5	9-5	5-4	----
1992-93	----	6-6	7-9	9-6	4-8	8-6	7-6	----
1993-94	----	4-8	6-8	7-7	11-2	9-7	10-3	----
1994-95	----	7-5	10-4	7-8	10-3	11-6	7-4	----
1995-96	----	6-6	9-6	14-2	8-6	7-8	8-2	----
1996-97	----	5-8	8-7	8-7	6-7	8-7	4-7	----
1997-98	0-1	8-5	11-4	12-2	8-5	11-5	8-2	----
1998-99	----	----	----	----	9-4	11-6	11-7	2-0
1999-00	----	8-7	12-2	8-6	11-2	9-7	8-2	----
2000-01	0-1	6-7	7-10	7-7	6-4	7-10	8-2	----
2001-02	1-1	8-8	9-6	6-8	4-6	8-7	6-4	----
2002-03	1-0	12-2	10-6	10-6	5-7	5-9	5-4	----
2003-04	1-1	13-2	9-7	12-3	8-3	12-4	6-1	----
2004-05	----	10-4	5-9	5-10	8-4	9-7	7-4	----
2005-06	----	9-5	6-7	6-10	7-3	7-11	6-5	----
2006-07	----	9-7	8-8	7-6	5-6	2-14	4-6	----
2007-08	1-0	7-9	7-8	4-10	4-9	8-7	5-6	----
2008-09	0-1	6-9	4-11	9-8	6-7	7-7	4-3	----
2009-10	0-2	6-7	3-13	7-10	4-7	8-8	4-3	----
2010-11	2-1	7-6	5-10	4-10	8-5	8-10	3-3	---
2011-12	----	----	3-1	11-5	8-6	8-9	12-3	----
2012-13	1-0	7-8	10-5	9-6	9-3	11-5	2-5	----
2013-14	2-0	13-1	10-4	10-5	9-3	8-10	4-3	----
2014-15	1-1	6-9	5-11	5-11	7-2	8-8	6-2	----
2015-16	0-3	11-2	7-9	7-8	6-7	8-7	6-1	----

TRANSACTIONS

1976

- 6/17 Indiana Pacers join the National Basketball Association as the American Basketball Association merges with the NBA
- 8/18 Signed free agent Darrell Elston
- 8/31 Signed free agent Freddie Lewis
- 9/14 Signed free agent Steve Green
- 10/4 Waived Travis Grant, Charles Jordan
- 10/25 Signed free agent Clyde Mayes
- 11/2 Acquired Mel Bennett from Philadelphia in exchange for a 1980 first-round draft pick
- 11/3 Signed free agent Jerome Anderson...
Waived Clyde Mayes
- 11/10 Signed free agent Rudy Hackett
- 11/24 Waived Darrell Elston
- 12/6 Waived Rudy Hackett
- 6/30 Acquired Corky Calhoun from Portland in exchange for a second-round draft pick
- 7/19 Traded Earl Tatum to Boston in exchange for a first-round draft pick and cash
- 7/28 Atlanta signed free agent Dan Roundfield (Pacers compensated with a 1979 first-round draft pick and cash)
- 8/7 Signed free agent Kevin Stacom (Boston was compensated with a third-round draft pick)
- 9/1 Traded Mel Bennett to Denver in exchange for future considerations
- 9/7 Waived Mike Flynn
- 9/11 Waived Ron Behagen
- 10/12 Waived Bob Carrington

1979

- 1/17 Waived Jerome Anderson
- 2/1 Traded a first-round draft pick and a player to be named later to the New York Nets in exchange for John Williamson
- 2/4 Signed free agent Jerome Anderson
- 2/13 Waived Jerome Anderson
- 4/11 Traded Darnell Hillman to the New York Nets to complete the trade on 2/1
- 6/10 Selected Alonzo Bradley in the second round (29th overall), Stan Mayhew in the third round (51st overall), George Pendleton in the fourth round (73rd overall), Marvin Jackson in the fifth round (95th overall) and Tom Scheffler in the sixth round (117th overall) in the 1977 NBA Draft
- 8/12 Signed free agent Bobby Wilson
- 9/1 Traded Billy Knight to Buffalo in exchange for Mike Bantom and Adrian Dantley
- 9/6 Traded Don Buse to Phoenix in exchange for Ricky Sobers
- 10/14 Signed free agent Willie Smith
- 10/18 Acquired Johnny Neumann from Buffalo in exchange for a third-round draft pick and cash
- 10/20 Waived Willie Smith
- 12/8 Waived Bobby Wilson
- 12/13 Traded Adrian Dantley and Dave Robisch to the L.A. Lakers in exchange for James Edwards, Earl Tatum and cash
- 12/21 Traded Alonzo Bradley to Houston in exchange for Ron Behagen
- 1/16 Traded Rick Robey to Boston in exchange for Billy Knight
- 2/9 Traded Kevin Stacom to Boston in exchange for cash
- 2/14 Signed free agent Brad Davis
- 6/25 Selected Dudley Bradley in the first round (13th pick), Tony Zeno in the second round (32nd overall), Don Newman in the fourth round (74th overall), Billy Reid in the fifth round (98th overall), Greg Guye in the sixth round (117th overall), Dirk Ewing in the seventh round (136th overall) and Brian Magid in the eighth round (157th overall) in the 1979 NBA Draft
- 7/17 Signed free agent Mickey Johnson
- 8/3 Signed free agent John Kuester
- 8/28 Traded Ricky Sobers to Chicago as compensation for signing Mickey Johnson
- 10/9 Acquired Clemon Johnson from Portland in exchange for a second-round draft pick
- 10/10 Waived Wayne Radford
- 10/20 Signed free agent Joe Hassett
- 10/22 Waived Brad Davis
- 11/1 Waived Corky Calhoun
- 11/15 Signed free agent Ron Carter...Waived Tony Zeno
- 11/27 Traded Len Elmore to Kansas City for a future draft pick
- 12/5 Acquired Phil Chenier from Washington in exchange for future considerations...
Waived Ron Carter

1978

- 1/27 Traded John Williamson to New Jersey in exchange for Bob Carrington and future considerations
- 6/8 Acquired Johnny Davis and a first-round draft pick from Portland in exchange for the Pacers' 1978 first-round draft pick
- 6/9 Selected Rick Robey in the first round (3rd overall), Wayne Radford in the second round (27th overall), Ricky Lee in the fourth round (71st overall), James Sparrow in the fifth round (92nd overall), Sherman Dillard in the sixth round (115th overall) and Ollie Matson Jr. in the seventh round (135th overall) in the 1978 NBA Draft
- 2/1 Traded Alex English and a first-round draft pick to Denver in exchange for George McGinnis
- 2/15 Signed free agent Ron Carter...Waived Phil Chenier
- 2/25 Waived Ron Carter
- 5/28 Joe Hassett was selected by Dallas in the 1980 Expansion Draft
- 6/2 Named Jack McKinney head coach
- 6/10 Selected Louis Orr (29th overall), Kenny Natt (30th overall) and Dick Miller (40th overall) in the second round, Rich Branning in the fourth round (78th overall), Joe Galvin in the fifth round (100th overall), Randy Owens in the sixth round (124th overall)

1980

TRANSACTIONS

overall), Charles Naddaff in the seventh round (146th overall), Steve Stielper in the eighth round (167th overall), Scott Rogers in the ninth round (186th overall) and John Bates in the 10th round (204th overall) in the 1980 NBA Draft

- 9/11 Traded Mickey Johnson to Milwaukee in exchange for George Johnson and a second-round draft pick
- 9/25 Waived John Kuester and Dick Miller
- 10/9 Signed free agent Jerry Sichting
- 11/11 Signed free agent Dick Miller
- 11/24 Waived Dick Miller
- 11/25 Acquired Don Buse from Phoenix in exchange for two second-round draft picks
- 12/11 Waived Kenny Natt
- 12/26 Signed free agent Tom Abernethy

1981

- 5/25 Cleveland signed free agent James Edwards (Pacers compensated with two second-round draft picks)
- 6/5 Acquired Tom Owens from Portland in exchange for a 1984 first-round draft pick
- 6/9 Selected Herb Williams in the first round (14th overall), Ray Blume (36th overall) and Al Leslie (37th overall) in the second round, Purvis Miller in the third round (60th overall), Rolando Frazier in the fourth round (83rd overall), George Peterson in the fifth round (106th overall), Robert Fronk in the sixth round (129th overall), Larry McKinney in the seventh round (152nd overall), Len Hatzenbeller in the eighth round (174th overall), Scott Whitley in the ninth round (195th overall) and Rodney Benson in the 10th round (215th overall) in the 1981 NBA Draft
- 10/15 Acquired Butch Carter from the L.A. Lakers in exchange for a third-round draft pick
- 10/21 Signed free agent Raymond Townsend
- 12/22 Waived Raymond Townsend
- 12/25 Signed free agent Raymond Townsend

1982

- 1/20 Traded Mike Bantom to Philadelphia in exchange for cash
- 6/29 Selected Clark Kellogg in the first round (8th overall), Guy Morgan (40th overall) and Jose Slaughter (43rd overall) in the second round, Jeff Jones in the fourth round (77th overall), Rich DiBenedetto in the fifth round (100th overall), Jeff Clark in the sixth round (123rd overall), Brad Leaf in the seventh round (146th overall), Donald Reese in the eighth round (169th overall), Mike Searce in the ninth round (192nd overall) and Craig Summers in the 10th round (213th overall) in the 1982 NBA Draft
- 8/16 Signed free agent Marty Byrnes
- 9/27 Traded Tom Owens to Detroit in exchange for a second-round draft pick
- 10/10 Signed free agent John Duren
- 10/22 New York signed free agent Louis Orr (Pacers compensated with a second-round draft pick)

- 10/25 Acquired Brad Branson from Cleveland in exchange for a 1983 second-round draft pick

- 10/27 Waived George McGinnis
- 12/31 Traded Johnny Davis to Atlanta for a second-round draft pick, cash and future considerations

1983

- 1/7 Portland signed free agent Don Buse (Pacers compensated with cash and other considerations)
- 1/31 Waived Guy Morgan
- 2/15 Traded Clemon Johnson and a third-round draft pick to Philadelphia in exchange for Russ Schoene, a first and second-round draft pick
- 5/9 NBA Board of Governors approves the sale of the Indiana Pacers to Melvin and Herb Simon
- 6/28 Traded Mitchell Wiggins to Chicago in exchange for Sidney Lowe
- 6/28 Selected Steve Stipanovich in the first round (2nd overall), Leroy Combs (26th pick) and Jim Thomas (40th overall) in the second round, Terry Fair in the fourth round (72nd overall), Roger Steig in the fifth round (95th overall), Cliff Pruitt in the sixth round (118th overall), Tony Brown in the seventh round (141st overall) Ray McCallum in the eighth round (164th overall), Lynn Mitchem in the ninth round (186th overall) and Mark Smed in the 10th round (207th overall) in the 1983 NBA Draft
- 8/18 Acquired Granville Waiters from Portland in exchange for a second-round draft pick
- 9/6 Signed Jim Thomas and Granville Waiters to multi-year contracts
- 9/7 Waived Marty Byrnes
- 9/14 George Irvine was promoted to Vice President/Director of Basketball Operations and Scotty Robertson was named assistant coach
- 9/17 Traded Billy Knight to New York in exchange for Vince Taylor and a 1984 first-round draft pick...Acquired Brook Steppe from Kansas City in exchange for a second-round draft pick
- 9/26 Signed Leroy Combs, Greg Jones and Ray McCallum to contracts
- 9/29 Waived John Duren
- 9/30 Signed free agent Kevin McKenna and Glen Gondrezick
- 10/4 Signed Steve Stipanovich to multi-year contract
- 10/7 Acquired Hank McDowell from Portland in exchange for a 1986 third-round draft choice...Waived Jose Slaughter

1984

- 1/5 Signed Clark Kellogg to a multi-year contract
- 1/12 Signed free agent Tracy Jackson
- 2/18 Signed free agent Bruce Kuczenski
- 5/29 Named George Irvine head coach
- 6/12 Named Donnie Walsh assistant coach

TRANSACTIONS

- 6/19 Selected Vern Fleming in the first round (18th overall), Devin Durrant (25th overall) and Stuart Gray (29th overall) in the second round, Ralph Jackson in the fourth round (71st overall), Gene Smith in the fifth round (94th overall), Clyde Vaughan in the sixth round (117th overall), Kenton Edelin in the seventh round (140th overall), Tom Heitz in the eighth round (163rd overall), Brian Martin in the ninth round (185th overall) and Gary Carver in the 10th round (207th overall) in the 1984 NBA Draft
- 8/10 Signed Stuart Gray and Jeff Lamp to multi-year contracts
- 8/28 Signed Vern Fleming to a multi-year contract
- 9/14 Acquired Leo Rautins from Philadelphia in exchange for a future third-round draft pick
- 9/17 Traded Kevin McKenna to Houston in exchange for a second-round draft pick
- 9/28 Signed free agent Tony Brown
- 10/4 Waived Sidney Lowe, Leo Rautins
- 10/15 Waived Leroy Combs and Brook Steppe
- 10/19 Traded Butch Carter to New York in exchange for a second-round draft pick
- 10/22 Acquired Bill Garnett and Terrence Stansbury from Dallas in exchange for a first-round draft pick
- 10/24 Waived Kenton Edelin
- 11/7 Waived Ralph Jackson
- 12/15 George Johnson signed with Philadelphia (Pacers compensated with two second-round draft picks)

1985

- 1/10 Signed free agent Kenton Edelin
- 2/10 Indiana Pacers host 1985 NBA All-Star Game (at the Hoosier Dome)
- 3/25 Signed free agent Greg Kelsor
- 6/18 Selected Wayman Tisdale in the first round (2nd overall), Bill Martin (26th overall) and Dwayne McClain (27th overall) in the second round, Kenny Patterson in the third round (48th overall), Vince Hamilton in the fourth round (72nd overall), Kelvin Johnson (94th overall) and Ivan Daniels (111th overall) in the fifth round, Stu Primus in the sixth round (118th overall) and Jeff Acres in the seventh round (140th overall) in the 1985 NBA Draft
- 8/1 Traded Granville Waiters to Houston in exchange for a third-round draft pick
- 9/3 Acquired Quinn Buckner from Boston in exchange for a second-round draft pick
- 10/3 Traded Jerry Sichting to Boston in exchange for two second-round draft picks
- 10/4 Waived Devin Durrant
- 10/22 Waived Tony Brown
- 10/23 Acquired Clint Richardson from Philadelphia in exchange for two second-round draft picks
- 10/24 Waived Jim Thomas
- 12/10 Acquired Ron Anderson from Cleveland in exchange for a fourth-round pick

1986

- 1/15 Waived Quinn Buckner
- 2/13 Signed Bryan Warrick as a free agent

- 6/17 Selected Chuck Person in the first round (4th overall), Greg Dreiling in the second round (26th overall), Derrick Taylor in the fourth round (72nd overall), Richard Rellford in the fifth round (95th overall), Jeff Hall in the sixth round (118th overall) and Steve Woodside in the seventh round (141st overall) in the 1986 NBA Draft
- 8/8 Named Jack Ramsay head coach
- 9/18 Acquired Kyle Macy from Chicago in exchange for two second-round draft picks
- 9/30 Waived Dwayne McClain
- 10/2 Traded Terrence Stansbury and Russ Schoene to Seattle in exchange for John Long and future considerations...Signed free agent Walker Russell
- 10/28 Waived Bill Martin
- 12/29 Signed free agent Peter Verhoeven

1987

- 1/1 Signed free agent Michael Brooks
- 1/10 Waived Peter Verhoeven
- 1/21 Waived Michael Brooks
- 6/22 Acquired Scott Skiles from Milwaukee in exchange for a second-round draft pick
- 6/22 Selected Reggie Miller in the first round (11th overall), Brian Rowsom in the second round (34th overall), Sean Couch in the third round (60th overall), Mike Milling in the fifth round (103rd overall), Gary Graham in the sixth round (126th overall) and Montel Hatcher in the seventh round (149th overall) in the 1987 NBA Draft
- 10/5 Signed free agent Clinton Wheeler
- 12/8 Waived Brian Rowsom
- 12/10 Waived Clint Richardson

1988

- 6/23 Clinton Wheeler was selected by Charlotte in the 1988 NBA Expansion Draft
- 6/28 Selected Rik Smits in the first round (2nd overall) and Herbert Crook (61st overall) and Michael Anderson (73rd overall) in the third round in the 1988 NBA Draft
- 8/1 Signed free agent Anthony Frederick
- 10/3 Traded Ron Anderson to Philadelphia in exchange for the draft rights to Everette Stephens
- 10/5 Signed free agent Richard Morton
- 11/14 Waived Richard Morton
- 11/17 Jack Ramsay resigns as head coach and named Mel Daniels interim head coach
- 11/21 Named George Irvine head coach

1989

- 1/5 Named Dick Versace head coach
- 2/2 Signed free agent Sedric Toney
- 2/12 Waived Sedric Toney
- 2/20 Traded Wayman Tisdale and second-round draft pick to Sacramento for LaSalle Thompson and Randy Wittman...Waived John Long
- 2/21 Traded Herb Williams to Dallas in exchange for Detlef Schrempf and a second-round draft pick

TRANSACTIONS

- 6/15 Scott Skiles was selected by Orlando in the 1989 NBA Expansion Draft
- 6/27 Traded Stuart Gray to Charlotte in exchange for the draft rights to Dyrton Nix
- 6/27 Selected George McCloud in the first round (7th overall) of the 1989 NBA Draft
- 9/8 Signed free agent Mike Sanders
- 10/1 Signed free agent Rickey Green
- 10/6 Signed free agent Calvin Natt
- 10/31 Waived Everette Stephens

1990

- 6/27 Selected Antonio Davis (45th overall) and Kenny Williams (46th overall) in the second round in the 1990 NBA Draft
- 8/7 Signed free agent Micheal Williams
- 10/30 Waived Dyrton Nix
- 12/20 Relieved Dick Versace as head coach and named Bob Hill head coach

1991

- 1/17 Signed free agent Byron Dinkins
- 1/22 Signed free agent Jawann Oldham
- 2/5 Waived Jawann Oldham
- 6/26 Selected Dale Davis in the first round (13th overall) and Sean Green in the second round (41st overall) in the 1991 NBA Draft
- 11/18 Waived Mike Sanders

1992

- 1/4 Signed free agent Jerome Lane
- 2/11 Waived Jerome Lane
- 6/24 Selected Malik Sealy in the first round (14th overall) in the 1992 NBA Draft
- 9/8 Traded Chuck Person and Micheal Williams to Minnesota in exchange for Sam Mitchell and Pooh Richardson
- 10/6 Waived Randy Wittman

1993

- 6/7 Named Larry Brown head coach
- 6/30 Selected Scott Haskin in the first round (14th overall) in the 1993 NBA Draft
- 8/30 Named Billy King assistant coach and Billy Knight Director of Player Personnel
- 8/31 Signed free agent Haywoode Workman
- 10/11 Traded Sean Green to Philadelphia in exchange for a 1994 second-round draft pick
- 11/1 Traded Detlef Schrempf to Seattle in exchange for Derrick McKey and Gerald Paddio
- 11/29 Waived Gerald Paddio
- 12/6 Signed free agent Byron Scott

1994

- 4/5 Signed free agent Lester Conner
- 6/29 Hosted the 1994 NBA Draft at the Hoosier Dome
- 6/30 Traded Pooh Richardson, Malik Sealy and the draft rights to Eric Piatkowski to the L.A. Clippers in exchange for Mark Jackson and the draft rights to Greg Minor
- 8/4 Re-signed free agent Byron Scott

- 9/30 Signed free agent Duane Ferrell
- 10/7 Signed free agent John Williams

1995

- 3/4 Signed free agent Mark Strickland... Waived John Williams
- 3/24 Signed free agent Greg Kite
- 6/24 Byron Scott was selected by Vancouver in the 1995 NBA Expansion Draft
- 6/28 Selected Travis Best in the first round (23rd overall) and Fred Hoiberg in the second round (52nd overall) in the 1995 NBA Draft
- 9/7 Name Herb Brown assistant coach
- 10/2 Signed free agents Eddie Johnson and Ricky Pierce
- 10/3 Re-signed free agent Haywoode Workman...Signed Damon Bailey to a qualifying contract
- 10/4 Signed Travis Best...Signed Fred Hoiberg
- 10/5 Signed free agent Adrian Caldwell
- 10/18 Signed free agent Dwayne Schintzius

1996

- 6/13 Traded Mark Jackson, Ricky Pierce and a draft pick to Denver in exchange for Jalen Rose, Reggie Williams and a draft pick
- 6/26 Selected Erick Dampier in the first round (10th overall) and Mark Pope in the second round (52nd overall) in the 1996 NBA Draft
- 7/16 Re-signed free agent Dale Davis to a multi-year contract...Re-signed free agent Antonio Davis to a multi-year contract
- 7/24 Signed Erick Dampier to a multi-year contract
- 8/16 Signed free agent Jerome Allen
- 9/27 Signed free agent Brent Scott...Waived Scott Haskin
- 9/30 Re-signed free agent Reggie Miller to a multi-year contract
- 11/4 Traded Reggie Williams to New Jersey in exchange for Vincent Askew

1997

- 2/20 Traded Jerome Allen to Denver in exchange for Darvin Ham...Traded Vincent Askew, Eddie Johnson and 1997 and 1998 second-round draft picks to Denver in exchange for Mark Jackson and LaSalle Thompson
- 4/30 Larry Brown resigns as head coach
- 5/8 Named Larry Bird head coach
- 6/10 Named Dick Harter and Rick Carlisle assistant coaches
- 6/25 Selected Austin Croshere in the first round (12th overall) in the 1997 NBA Draft
- 7/3 Signed Austin Croshere to a multi-year contract
- 7/10 Signed free agent Etdrick Bohannon
- 8/12 Traded Erick Dampier and Duane Ferrell to Golden State in exchange for Chris Mullin
- 9/8 Signed free agent Mark West...Signed Mark Pope

1998

- 6/24 Selected Al Harrington in the first round (25th overall) in the 1998 NBA Draft

TRANSACTIONS

- 6/26 Signed Al Harrington
7/15 Named Larry Bird Executive Vice President/Head Coach; David Kahn General Manager; Billy Knight Senior Vice President/Basketball

1999

- 1/21 Signed free agent Sam Perkins
2/19 Waived Haywoode Workman
6/30 Traded the draft rights to Vonteeo Cummings and a future first-round draft pick to Golden State in exchange for the draft rights to Jeff Foster
7/13 Signed Jeff Foster
8/1 Traded Antonio Davis to Toronto in exchange for the rights to Jonathan Bender
8/5 Signed Jonathan Bender to a multi-year contract
9/30 Signed free agent Zan Tabak
10/31 Waived Mark Pope

2000

- 6/28 Selected Primož Brezec in the first round (27th overall) and Jaquay Walls in the second round (56th overall) in the 2000 NBA Draft
7/20 Named Isiah Thomas head coach
8/1 Re-signed free agent Sam Perkins
8/2 Re-signed free agents Austin Croshere and Jalen Rose
8/9 Re-signed free agent Reggie Miller
8/22 Named Brendan Malone, Wayne "Tree" Rollins and Jim Stack assistant coaches
8/31 Traded Dale Davis to Portland in exchange for Jermaine O'Neal and Joe Kleine
9/12 Signed Gerald Brown, Jaquay Walls and Rex Walters...Waived Chris Mullin
9/27 Rik Smits announced his retirement
9/30 Named Vern Fleming assistant coach
10/2 Signed free agent Mitchell Butler
10/5 Signed free agent Terry Mills...Waived Gerald Brown, Jaquay Walls and Trevor Winter
10/21 Waived Mitchell Butler and Rex Walters
10/30 Waived Jimmy King

2001

- 6/18 Signed Primož Brezec to a multi-year contract
6/27 Selected Jamison Brewer in the second round (41st overall) in the 2001 NBA Draft
7/19 Acquired Jamaal Tinsley from the Atlanta Hawks in exchange for a future first-round draft pick
9/6 Signed free agent Carlos Rogers
9/17 Waived Sam Perkins
9/21 Signed Jamison Brewer and free agents Will Cunningham and Norm Richardson
9/26 Signed free agent Galen Young
10/15 Waived Will Cunningham and Galen Young
10/28 Waived Derrick McKey

2002

- 2/19 Acquired Ron Artest, Ron Mercer, Brad Miller and Kevin Ollie from the Chicago Bulls in exchange for Travis Best, Norm Richardson, Jalen Rose and a second-round draft pick
6/26 Selected Fred Jones in the first round (14th overall) in the 2002 NBA Draft
7/5 Signed Fred Jones to a multi-year contract
9/11 Signed free agent Erick Strickland
9/24 Signed free agent Nate Green
9/27 Signed free agents Greg Foster, Andre Hutson, Oliver Miller, Rolan Roberts and Rodney Smith
10/2 Waived Andre Hutson, Rolan Roberts and Rodney Smith
10/24 Waived Greg Foster and Nate Green
10/28 Waived Oliver Miller
10/29 Signed Jeff Foster to a contract extension
10/31 Signed Ron Artest and Jonathan Bender to multi-year contract extensions
12/13 Hired Quinn Buckner as special consultant to the president

2003

- 3/14 Pacers Sports & Entertainment President Donnie Walsh signed a multi-year contract extension
3/27 Signed free agent Tim Hardaway
6/26 Selected James Jones in the second round (49th overall) in the 2003 NBA Draft
7/11 Named Larry Bird Pacers President of Basketball Operations and Donnie Walsh CEO/President of Pacers Sports & Entertainment
7/16 Re-signed free agent Jermaine O'Neal to a multi-year contract
7/18 Signed free agent Carl English
7/24 Acquired Scot Pollard from Sacramento and Danny Ferry from San Antonio in exchange for Brad Miller to Sacramento and Ron Mercer to San Antonio...Signed free agent Anthony Johnson
8/8 Named Ron Rothstein assistant coach
8/20 Re-signed free agent Reggie Miller to a multi-year contract
8/21 Signed James Jones
8/27 Relieved Isiah Thomas as head coach
9/3 Named Rick Carlisle head coach
9/8 Signed free agent Omar Cook
9/9 Named Mike Brown associate head coach
9/19 Signed free agent Kenny Anderson... Named Chad Forcier assistant coach... Named Joe Ash Director of Scouting/Assistant to the President of Basketball Operations
9/29 Signed free agents Hiram Fuller, James Head and Mike Smith...Waived Danny Ferry
10/2 Waived Hiram Fuller and James Head
10/14 Named Dan Burke assistant coach
10/22 Picked up the fourth-year contract options for Jamaal Tinsley and Primož Brezec
10/26 Waived Omar Cook, Carl English and Michael Smith

TRANSACTIONS

2004

- 6/24 Selected David Harrison in the first round (29th overall) and Rashad Wright in the second round (59th overall) in the 2004 NBA Draft
- 7/7 Signed David Harrison to a multi-year contract
- 7/15 Acquired Stephen Jackson from Atlanta in exchange for Al Harrington
- 7/16 Re-signed free agent Anthony Johnson to a multi-year contract
- 7/28 Signed free agent Eddie Gill
- 8/17 Named Kevin O'Neill assistant coach
- 9/14 Signed Rashad Wright and free agent John Edwards
- 9/20 Signed free agent Desmon Farmer
- 9/28 Signed free agent Randy Holcomb
- 10/28 Picked up the fourth-year contract option for Fred Jones...Waived Desmon Farmer, Randy Holcomb and Rashad Wright
- 11/25 Placed Ron Artest, Stephen Jackson, Anthony Johnson and Jermaine O'Neal on the suspended list...Signed free agents Tremaine Fowlkes and Britton Johnsen
- 12/1 Signed free agent Marcus Haislip
- 12/2 Activated Anthony Johnson from the suspended list
- 12/7 Waived Britton Johnsen
- 12/13 Signed free agent Michael Curry...Waived Tremaine Fowlkes
- 12/24 Activated Jermaine O'Neal from the suspended list...Waived Marcus Haislip

2005

- 1/26 Activated Stephen Jackson from the suspended list
- 3/4 Signed free agent Dale Davis...Waived Michael Curry
- 6/7 Named Chuck Person assistant coach
- 6/28 Selected Danny Granger in the first round (17th overall) and Erazem Lorbek in the second round (46th overall) in the 2005 NBA Draft
- 7/7 Signed Danny Granger
- 8/11 Signed free agent Sarunas Jasikevicius
- 8/15 Waived Reggie Miller
- 8/25 Acquired a future second-round draft pick from the Phoenix Suns in exchange for James Jones
- 8/31 Named Josh Corbeil Head Physical Therapist/Athletic Trainer...Named Shawn Windle Head Strength and Conditioning Coach...Named Carl Eaton Assistant Athletic Trainer
- 10/3 Signed free agents Damone Brown, Jimmie Hunter, Desmon Farmer and Samaki Walker
- 10/16 Waived Desmon Farmer
- 10/27 Waived Damone Brown and Jimmie Hunter

2006

- 1/5 Waived Samaki Walker
- 1/25 Acquired Peja Stojakovic from the

Sacramento Kings in exchange for Ron Artest

- 6/14 Waived Jonathan Bender
- 6/28 Selected Shawne Williams in the first round (17th overall) and Alexander Johnson in the second round (45th overall) in the 2006 NBA Draft...Traded the rights to Johnson to Portland in exchange for the rights to James White and two future second-round picks
- 7/6 Signed Shawne Williams and James White to multi-year contracts
- 7/7 Picked up the fourth-year contract options on Danny Granger and David Harrison
- 7/9 Claimed Orien Greene off waivers
- 7/12 Acquired Marquis Daniels from Dallas in exchange for Austin Croshere...Traded Peja Stojakovic to New Orleans/Oklahoma City along with cash considerations, in exchange for draft rights to Andrew Betts
- 7/24 Acquired Darrell Armstrong, Rawle Marshall and Josh Powell from Dallas in exchange for Anthony Johnson
- 7/28 Signed Maceo Baston
- 8/22 Acquired Al Harrington and John Edwards from Atlanta in exchange for a future first-round draft pick
- 8/29 Signed Jimmie Hunter to a free agent contract...Named Johnny Davis and Leonard Perry as assistant coaches
- 10/2 Signed Sean Lampley
- 10/5 Signed Rick Carlisle to a contract extension and named him Executive Vice President of Basketball Operations
- 10/30 Released Jimmie Hunter, Sean Lampley, John Edwards and James White

2007

- 1/17 Acquired Ike Diogu, Mike Dunleavy, Keith McLeod and Troy Murphy from Golden State in exchange for Al Harrington, Stephen Jackson, Sarunas Jasikevicius and Josh Powell
- 4/25 Announced that Rick Carlisle would not return as head coach
- 5/31 Named Jim O'Brien head coach
- 6/13 Named Lester Conner, Jay DeFruscio, Dick Harter, and Frank Vogel assistant coaches...Announced Dan Burke would remain as assistant coach
- 6/20 Waived Orien Greene
- 6/28 Acquired Stanko Barac from Miami in exchange for a 2009 second-round draft pick
- 7/3 Signed free agents Kareem Rush, Stephen Graham and Andre Owens
- 7/23 Signed free agent Travis Diener
- 10/1 Waived Darrell Armstrong
- 10/2 Signed free agents Lukasz Obrzut and Courtney Sims
- 10/25 Waived Lukasz Obrzut and Courtney Sims
- 10/29 Re-signed Courtney Sims
- 12/4 Waived Courtney Sims
- 12/12 Re-signed Courtney Sims
- 12/29 Waived Courtney Sims

TRANSACTIONS

2008

- 3/1 Signed Ronald "Flip" Murray
- 4/1 Named co-owner Herb Simon Chairman and Chief Executive Officer; named Jim Morris President of Pacers Sports & Entertainment; named Rick Fuson Chief Operating Officer of PS&E.
- 5/7 Named David Morway General Manager
- 6/26 Selected Jerryd Bayless in the first round (11th overall) and Nathan Jawai (41st overall) in the 2008 NBA Draft
- 7/9 Acquired Maceo Baston, T.J. Ford, Rasho Nesterovic and the rights to Roy Hibbert from Toronto in exchange for Jermaine O'Neal and the rights to Nathan Jawai...
- Acquired Jarrett Jack, Josh McRoberts and the rights to Brandon Rush from Portland in exchange for Ike Diogu and the rights to Jerryd Bayless
- 7/11 Signed Roy Hibbert and Brandon Rush to multi-year contracts
- 9/29 Signed Austin Croshere
- 9/30 Signed Josh Davis
- 10/13 Traded Shawne Williams to Dallas in exchange for Eddie Jones, two future draft picks and cash considerations

2009

- 6/25 Selected Tyler Hansbrough in the first round (13th overall) and A.J. Price in the second round (52nd overall) in the 2009 NBA Draft
- 7/6 Signed Tyler Hansbrough to a multi-year contract
- 7/14 Signed free agent Dahntay Jones
- 7/22 Re-signed Josh McRoberts...Waived Jamaal Tinsley
- 7/28 Signed free agent Earl Watson
- 7/30 Signed free agent Solomon Jones
- 9/3 Signed A.J. Price
- 9/17 Signed Luther Head
- 9/25 Signed Jim O'Brien to a contract extension; signed free agents Rod Benson, Demetris Nichols and Lawrence Roberts

2010

- 3/1 Waived Travis Diener
- 6/17 Named Walter McCarty as an assistant coach
- 6/24 Selected Paul George in the first round (14th overall) and Lance Stephenson (40th overall) and Ryan Reid (57th overall) in the 2010 NBA Draft...traded the draft rights to Ryan Reid to Oklahoma City for the draft rights to Magnum Rolle
- 6/30 Named Vitaly Potapenko as an assistant coach
- 7/1 Signed Paul George to a multi-year contract
- 7/22 Signed Lance Stephenson
- 8/11 Acquired Darren Collison and James Posey from New Orleans...traded Troy Murphy to New Jersey

- 9/27 Signed Magnum Rolle and Lance Allred
- 9/30 Picked up the fourth year contract option on Roy Hibbert

2011

- 1/30 Relieved Jim O'Brien of his duties as Head Coach and named Frank Vogel Interim Head Coach
- 6/23 Selected Kawhi Leonard in the first round (15th overall) and Davis Bertans in the second round (42nd overall) in the 2011 NBA Draft...traded the draft rights to Kawhi Leonard, Davis Bertans and Erazem Lorbek to San Antonio for George Hill
- 7/6 Named Frank Vogel Head Coach
- 7/18 Named Brian Shaw as Associate Head Coach...named Jim Boylen as an assistant coach...announced that Dan Burke would remain as an assistant coach
- 12/10 Re-signed Jeff Foster...signed free agents Jeff Pendergraph, Jarrid Famos, Tyren Johnson, Darnell Lazare and Matt Rogers
- 12/12 Waived James Posey pursuant to the Amnesty provision of the CBA
- 12/13 Signed free agent David West
- 12/19 Acquired Louis Amundson from Golden State in exchange for Brandon Rush

2012

- 3/15 Acquired Leandro Barbosa from Toronto in exchange for a second round draft pick and cash considerations
- 3/21 Announced Jeff Foster has retired from the NBA
- 3/23 Signed free agent Kyrylo Fesenko
- 6/26 Announced David Morway has resigned
- 6/27 Announced Larry Bird will not be returning...named Donnie Walsh President of Basketball Operations and Kevin Pritchard as General Manager
- 6/28 Selected Miles Plumlee in the first round (26th overall) of the 2012 NBA Draft...acquired Orlando Johnson from Sacramento in exchange for cash considerations
- 7/5 Signed Miles Plumlee to a multi-year contract
- 7/12 Signed free agent Gerald Green...acquired Ian Mahinmi from the Dallas Mavericks in exchange for Darren Collison and Dahntay Jones
- 7/13 Re-signed Roy Hibbert and George Hill...signed D.J. Augustin
- 9/4 Signed free agent Sam Young
- 9/5 Signed free agent Sundiata Gaines
- 9/6 Signed free agent Blake Ahearn and Luke Nevill
- 9/17 Signed free agent Ben Hansbrough
- 10/22 Released free agents Blake Ahearn, Sundiata Gaines and Luke Nevill
- 11/21 Assigned Miles Plumlee and Orlando Johnson to Ft. Wayne of the NBA Developmental League

TRANSACTIONS

- 11/26 Recalled Miles Plumlee and Orlando Johnson from Ft. Wayne of the NBA Developmental League
- 12/13 Re-assigned Miles Plumlee to Ft. Wayne of the NBA Developmental League
- 12/17 Recalled Miles Plumlee from Ft. Wayne of the NBA Developmental League
Re-assigned Miles Plumlee to Ft. Wayne of the NBA Developmental League
- 12/19 Recalled Miles Plumlee from Ft. Wayne of the NBA Developmental League
- 12/27 Re-assigned Orlando Johnson to Ft. Wayne of the NBA Developmental League
- 12/28 Recalled Orlando Johnson from Ft. Wayne of the NBA Developmental League
Re-assigned Miles Plumlee to Ft. Wayne of the NBA Developmental League
- 12/30 Recalled Miles Plumlee from Ft. Wayne of the NBA Developmental League

2013

- 1/3 Re-assigned Orlando Johnson and Miles Plumlee to Ft. Wayne of the NBA Developmental League
- 1/4 Recalled Orlando Johnson from Ft. Wayne of the NBA Developmental League
- 1/6 Waived Sam Young
Recalled Miles Plumlee from Ft. Wayne of the NBA Developmental League
- 1/7 Signed Dominic McGuire to a 10-day contract
- 1/16 Re-assigned Miles Plumlee to Ft. Wayne of the NBA Developmental League
- 1/17 Signed Dominic McGuire to a second 10-day contract
- 1/20 Recalled Miles Plumlee from Ft. Wayne of the NBA Developmental League
- 1/28 Re-signed Sam Young
- 1/31 Re-assigned Miles Plumlee to Ft. Wayne of the NBA Developmental League
- 2/1 Recalled Miles Plumlee from Ft. Wayne of the NBA Developmental League
- 2/4 Re-assigned Miles Plumlee to Ft. Wayne of the NBA Developmental League
- 2/8 Recalled Miles Plumlee from Ft. Wayne of the NBA Developmental League
- 6/26 Announced Larry Bird would return as President of Basketball Operations, that Kevin Pritchard would remain as General Manager and that Donnie Walsh will be a consultant to the franchise
- 6/27 Selected Solomon Hill in the first round (23rd overall) and Colton Iverson in the second round (53rd overall) of the 2013 NBA Draft...traded Colton Iverson to the Boston Celtics in exchange for cash considerations.
- 7/1 Named Nate McMillan Associate Head Coach
- 7/3 Signed Solomon Hill to a multi-year contract...signed free agent Donald Sloan
- 7/10 Re-signed David West...signed free agent C.J. Watson
- 7/14 Signed free agent Chris Copeland

- 7/27 Acquired Luis Scola from the Phoenix Suns in exchange for Gerald Green, Miles Plumlee and a future first round draft pick
- 8/14 Named Popeye Jones Assistant Coach
- 9/5 Signed free agent Ron Howard
- 9/10 Signed free agent Darnell Jackson
- 9/25 Signed free agent Rasual Butler
- 9/27 Signed free agent Hilton Armstrong
- 10/17 Released Ron Howard and Darnell Jackson
- 10/24 Released Hilton Armstrong
- 12/29 Assigned Solomon Hill to Fort Wayne of the NBA Developmental League

2014

- 1/4 Recalled Solomon Hill from Fort Wayne of the NBA Developmental League
- 2/1 Signed free agent Andrew Bynum
- 2/6 Assigned Orlando Johnson to Fort Wayne of the NBA Developmental League
- 2/12 Recalled Orlando Johnson from Fort Wayne of the NBA Developmental League
- 2/20 Acquired Evan Turner and Lavoy Allen from Philadelphia in exchange for Danny Granger and a future second-round draft pick...released Orlando Johnson
- 6/26 Selected Louis Labeyrie in the second round (57th overall) of the 2014 NBA Draft...traded Louis Labeyrie to the New York Knicks in exchange for cash considerations
- 7/2 Signed free agent Shayne Whittington
- 7/11 Signed free agents C.J. Miles and Damjan Rudez...re-signed Lavoy Allen
- 7/4 Signed free agent Rodney Stuckey
- 9/3 Signed free agents C.J. Fair, Arinze Onuaku and Adonis Thomas
- 9/5 Signed free agent Chris Singleton

2015

- 1/28 Assigned Shayne Whittington to Fort Wayne of the NBA Developmental League
- 1/30 Recalled Shayne Whittington from Fort Wayne of the NBA Developmental League
- 4/8 Assigned Shayne Whittington to Fort Wayne of the NBA Developmental League
- 4/27 Recalled Shayne Whittington from Fort Wayne of the NBA Developmental League
- 6/25 Selected Myles Turner in the first round (11th overall) and Joe Young in the second round (43rd overall) of the 2015 NBA Draft
- 7/9 Traded Roy Hibbert to the L.A. Lakers in exchange for a future second round draft pick
- 7/12 Acquired Chase Budinger from Minnesota in exchange for Damjan Rudez
- 7/13 Signed Myles Turner to a multi-year contract
- 7/14 Signed Joe Young to a multi-year contract...signed free agent Jordan Hill
- 7/16 Signed free agent Monta Ellis
- 7/21 Re-signed Rodney Stuckey

TRANSACTIONS

7/23	Acquired Rakeem Christmas from Cleveland in exchange for a 2019 second round draft pick	2/ 8	Assigned Shayne Whittington to the Fort Wayne Mad Ants of the NBA Development League
7/27	Re-signed Shayne Whittington ... signed Glenn Robinson III and Rakeem Christmas ... re-signed Lavoy Allen	3/ 5	Waived Chase Budinger
8/11	Signed free agent Toney Douglas	3/ 7	Signed free agent Ty Lawson
9/15	Signed free agent C.J. Fair	3/ 15	Recalled Shayne Whittington from the Fort Wayne Mad Ants of the NBA Development League
10/ 7	Signed free agent Kadeem Jack	3/ 16	Assigned Shayne Whittington to the Fort Wayne Mad Ants of the NBA Development League
10/ 24	Waived C.J. Fair and Kadeem Jack	3/ 17	Recalled Shayne Whittington from the Fort Wayne Mad Ants of the NBA Development League
10/25	Signed free agent Terran Petteway	3/ 20	Assigned Shayne Whittington to the Fort Wayne Mad Ants of the NBA Development League
10/ 26	Waived Toney Douglas and Terran Petteway	4/ 4	Recalled Rakeem Christmas and Shayne Whittington from the Fort Wayne Mad Ants of the NBA Development League
11/ 2	Assigned Shayne Whittington and Rakeem Christmas to the Fort Wayne Mad Ants of the NBA Development League	5/5	Announced Head Coach Frank Vogel would not return as head coach
12/ 11	Assigned Joe Young to the Fort Wayne Mad Ants of the NBA Development League	5/16	Named Nate McMillan Head Coach
12/ 14	Recalled Joe Young from the Fort Wayne Mad Ants of the NBA Development League	6/23	Selected Caris LeVert in the first round (20th overall) and Georges Niang in the second round (50th overall) of the 2016 NBA Draft
12/ 27	Assigned Glenn Robinson III and Joe Young to the Fort Wayne Mad Ants of the NBA Development League; recalled Shayne Whittington from the Fort Wayne Mad Ants	6/27	Named Bill Bayno as Assistant Coach... named David McClure as Player Development Coach...announced that Dan Burke and Popeye Jones would return as assistant coaches
12/ 27	Recalled Glenn Robinson III and Joe Young from the Fort Wayne Mad Ants of the NBA Development League; assigned Shayne Whittington to the Fort Wayne Mad Ants	7/7	Acquired Jeff Teague from the Atlanta Hawks as part of a three-way trade where Utah received George Hill and Atlanta received the rights to Taurean Prince... acquired Thaddeus Young from Brooklyn in exchange for the rights to Caris LeVert... acquired Jeremy Evans, the rights to Emis Pledzic and cash considerations from Dallas in exchange for the rights to Stanko Barac
12/ 31	Recalled Rakeem Christmas and Shayne Whittington from the Fort Wayne Mad Ants of the NBA Development League	7/9	Signed free agent Al Jefferson
2016		7/11	Signed Georges Niang to a contract
1/ 1	Assigned Rakeem Christmas and Shayne Whittington to the Fort Wayne Mad Ants of the NBA Development League	7/21	Signed free agent Aaron Brooks
1/ 25	Recalled Shayne Whittington from the Fort Wayne Mad Ants of the NBA Development League	7/29	Waived Shayne Whittington
1/ 25	Recalled Rakeem Christmas from the Fort Wayne Mad Ants of the Fort Wayne Mad Ants of the NBA Development League; assigned Shayne Whittington to the Fort Wayne Mad Ants	8/29	Signed free agents Alex Poythress and Julian Stone
2/ 2	Assigned Rakeem Christmas to the Fort Wayne Mad Ants of the NBA Development League	9/8	Signed free agents Kevin Seraphin and Nick Zeisloft
2/ 3	Recalled Shayne Whittington from the Fort Wayne Mad Ants of the NBA Development League		

DRAFT PICKS

1976 NBA DRAFT

1. Wilbert Jones, Kentucky

1977 NBA DRAFT

1. No pick
2. Alonzo Bradley, Texas Southern (29)
3. Stan Mayhew, Weber State (51)
4. George Pendleton, Georgia State (73)
5. Marvin Jackson, Prairie View A&M (95)
6. Tom Scheffler, Purdue (117)

1978 NBA DRAFT

1. Rick Robey, Kentucky (3)
2. Wayne Radford, Indiana (27)
3. No pick
4. Rickey Lee, Oregon State (71)
5. James Sparrow, North Carolina A&T (92)
6. Sherman Dillard, James Madison (115)
7. Ollie Matson, Pepperdine (135)

1979 NBA DRAFT

1. Dudley Bradley, North Carolina (13)
2. Tony Zeno, Arizona State (32)
3. No pick
4. Don Newman, Idaho* (74)
5. Billy Reid, San Francisco* (98)
6. Greg Guye, Stetson* (117)
7. Dirk Ewing, Stetson* (136)
8. Brian Magid, George Washington* (157)

1980 NBA DRAFT

1. No pick
2. Louis Orr, Syracuse (29)
3. Ken Natt, Northeast Louisiana (30)
2. Dick Miller, Toledo (40)
3. No pick
4. Rich Branning, Notre Dame (78)
5. Joe Galvin, Illinois State (100)
6. Randy Owens, Philadelphia Textile (124)
7. Charlie Naddaff, Lafayette (146)
8. Steve Stielper, James Madison (167)
9. Scott Rogers, Kenyon College (186)
10. John Bates, West Virginia Wesleyan (204)

1981 NBA DRAFT

1. Herb Williams, Ohio State (14)
2. Ray Blume, Oregon State (36)
2. Al Leslie, Bucknell (Pa.) (37)
3. Purvis Miller, Southern California (60)
4. Rolando Frazer, Briar Cliff (Iowa) (83)
5. George Peterson, Jersey City St. (106)
6. Bob Fronk, Washington (129)
7. Larry McKinney, Boise State (152)
8. Len Hatzembeller, Drexel (Pa.) (174)
9. Scott Whitley, William & Mary (195)
10. Rodney Benson, Wright State (215)

1982 NBA DRAFT

1. Clark Kellogg, Ohio State (8)
2. Guy Morgan, Wake Forest (40)
2. Jose Slaughter, Portland (43)
3. No pick
4. Jeff Jones, Virginia (77)

5. Rich DiBenedetto, Wisconsin-Eau Claire (100)
6. Jeffrey Clark, St. Joseph's (Pa.) (123)
7. Brad Leaf, Evansville (146)
8. Donald Reese, Bradley (169)
9. Mike Searce, Purdue (192)
10. Craig Summers, Wisconsin-Stout (213)

1983 NBA DRAFT

1. Steve Stipanovich, Missouri (2)
1. Mitchell Wiggins, Florida State (23)
2. Leroy Combs, Oklahoma State (26)
2. Jim Thomas, Indiana (40)
3. Greg Jones, West Virginia (49)
4. Terry Fair, Georgia (72)
5. Roger Stieg, Mississippi (95)
6. Cliff Pruitt, Alabama-Birmingham (118)
7. Tony Brown, Indiana (141)
8. Ray McCallum, Ball State (164)
9. Lynn Mitchem, Butler (186)
10. Mark Smed, Augustana (S.D.) (207)

1984 NBA DRAFT

1. Vern Fleming, Georgia (18)
2. Devin Durrant, Brigham Young (25)
2. Stuart Gray, UCLA (29)
3. No pick
4. Ralph Jackson, UCLA (71)
5. Gene Smith, Georgetown (94)
6. Clyde Vaughan, Pittsburgh (117)
7. Kenton Edelin, Virginia (140)
8. Tom Heitz, Kentucky (163)
9. Brian Martin, Kansas (185)
10. Gary Carver, Western Kentucky (207)

1985 NBA DRAFT

1. Wayman Tisdale, Oklahoma (2) (L)
2. William Martin, Georgetown (26)
2. Dwayne McClain, Villanova (27)
3. Kenny Patterson, DePaul (48)
4. Vince Hamilton, Clemson (72)
5. Kelvin Johnson, Richmond (94)
5. Ivan Daniels, Illinois-Chicago (111)
6. Stu Primus, Boston College (118)
7. Jeff Acres, Oral Roberts (140)

1986 NBA DRAFT

1. Chuck Person, Auburn (4) (L)
2. Greg Dreiling, Kansas (26)
3. No pick
4. Derrick Taylor, LSU (72)
5. Richard Rellford, Michigan (95)
6. Jeff Hall, Louisville (118)
7. Steve Woodside, Oregon State (141)

1987 NBA DRAFT

1. Reggie Miller, UCLA (11)
2. Brian Rowsom, N.C.-Wilmington (34)
3. Sean Couch, Columbia (60)
4. No pick
5. Mike Milling, N.C.-Charlotte (103)
6. Gary Graham, Nevada-Las Vegas (126)
7. Montel Hatcher, UCLA (149)

DRAFT PICKS

1988 NBA DRAFT

1. Rik Smits, Marist (2) (L)
2. No pick
3. Herbert Crook, Louisville (61)
3. Michael Anderson, Drexel (73)

1989 NBA DRAFT

1. George McCloud, Florida State (7) (L)
2. No pick

1990 NBA DRAFT

1. No pick
2. Antonio Davis, Texas-El Paso (45)
2. Ken Williams, Elizabeth City State (46)

1991 NBA DRAFT

1. Dale Davis, Clemson (13)
2. Sean Green, Iona (41)

1992 NBA DRAFT

1. Malik Sealy, St. John's (14)
2. No pick

1993 NBA DRAFT

1. Scott Haskin, Oregon State (14)
2. Thomas Hill, Duke (39)
2. Spencer Dunkley, Delaware (51)

1994 NBA DRAFT

1. Eric Piatkowski, Nebraska (15)
2. William Njoku, St. Mary's (41)
2. Damon Bailey, Indiana (44)

1995 NBA DRAFT

1. Travis Best, Georgia Tech (23)
2. Fred Hoiberg, Iowa State (52)

1996 NBA DRAFT

1. Erick Dampier, Mississippi State* (10) (L)
2. Mark Pope, Kentucky (52)

1997 NBA DRAFT

1. Austin Croshere, Providence (12) (L)
2. No pick

1998 NBA DRAFT

1. Al Harrington, St. Patrick's H.S. (25)
2. No pick

1999 NBA DRAFT

1. Vonteego Cummings, Pittsburgh (26)
2. No pick

2000 NBA DRAFT

1. Primož Brezec, Olympia Ljubljana (Slovenia) (27)
2. Jaquay Walls, Colorado (56)

2001 NBA DRAFT

1. No pick
2. Jamison Brewer, Auburn (41)

2002 NBA DRAFT

1. Fred Jones, Oregon (14)
2. No pick

2003 NBA DRAFT

1. No pick
2. James Jones, Miami (Fla.) (49)

2004 NBA DRAFT

1. David Harrison, Colorado (29)
2. Rashad Wright, Georgia (59)

2005 NBA DRAFT

1. Danny Granger, New Mexico (17)
2. Erazem Lorbek, Michigan State (46)

2006 NBA DRAFT

1. Shawne Williams, Memphis (17)
2. Alexander Johnson, Florida State (45)

2007 NBA DRAFT

1. No pick
2. No pick

2008 NBA DRAFT

1. Jerryd Bayless, Arizona (11) (L)
2. Nathan Jawai, Australia (41)

2009 NBA DRAFT

1. Tyler Hansbrough, North Carolina (13) (L)
2. A.J. Price, Connecticut (52)

2010 NBA DRAFT

1. Paul George, Fresno State (14) (L)
2. Lance Stephenson, Cincinnati (40)
2. Ryan Reid, Florida State (57)

2011 NBA DRAFT

1. Kawhi Leonard, San Diego State (15)
2. Davis Bertans, Union Olimpija (Latvia) (42)

2012 NBA DRAFT

1. Miles Plumlee, Duke (26)

2013 NBA DRAFT

1. Solomon Hill, Arizona (23)
2. Colton Iverson, Colorado State (53)

2014 NBA DRAFT

1. No pick
2. Louis Labeyrie, France (57)

2015 NBA DRAFT

1. Myles Turner, Texas (11) (L)
2. Joe Young, Oregon (43)

2016 NBA DRAFT

1. Caris LeVert, Michigan (20)
2. Georges Niang, Iowa State (50)

* Junior-Eligible Selection
(L) Lottery Pick

DRAFT NIGHT TRADES

1987

- 6/22 Acquired Scott Skiles from Milwaukee in exchange for a second-round draft pick

1994

- 6/30 Traded Pooh Richardson, Malik Sealy and the draft rights to Eric Piatkowski to the L.A. Clippers in exchange for Mark Jackson and the draft rights to Greg Minor

1999

- 6/30 Traded the draft rights to Vonteeego Cummings and a future first-round draft pick to Golden State in exchange for the draft rights to Jeff Foster*

2001

- 7/19 Acquired Jamaal Tinsley from the Atlanta Hawks in exchange for a future first-round draft pick*

2006

- 6/28 Traded the rights to Alexander Johnson to Portland in exchange for the rights to James White and two future second-round picks

2007

- 6/28 Acquired Stanko Barac from Miami in exchange for a 2009 second-round draft pick

2008

- 7/9 Acquired Maceo Baston, T.J. Ford, Rasho Nesterovic and the rights to Roy Hibbert from Toronto in exchange for Jermaine O'Neal and the rights to Nathan Jawai*
- 7/9 Acquired Jarrett Jack, Josh McRoberts and the rights to Brandon Rush from Portland in exchange for Ike Diogu and the rights to Jerryd Bayless*

2010

- 6/24 Traded the rights to Ryan Reid to Oklahoma City in exchange for the rights to Magnum Rolle

2011

- 6/23 Traded the rights to Kawhi Leonard, Davis Bertans and Erazem Lorbek to San Antonio in exchange for George Hill

2012

- 6/28 Acquired Orlando Johnson from Sacramento in exchange for cash considerations

2013

- 6/27 Traded the rights to Colton Iverson to Boston in exchange for cash considerations

2014

- 6/26 Traded the rights to Louis Labeyrie to New York in exchange for cash considerations

2016

- 6/23 Acquired Thaddeus Young from Brooklyn in exchange for the rights to Caris LeVert*

*Indicates the trade was initially agreed to on draft night but due to the NBA Moratorium on free agency signings, the trade could not be completed until a later date.



ABA YEARS

HISTORY OF THE FRANCHISE

On Feb. 2, 1967, a franchise in the American Basketball Association was offered to a group of Indiana sportsmen and businessmen. That group was comprised of John DeVoe, a successful insurance man; Richard P. Tinkham, an attorney; Charles M. Barnes, Jr., President of Sports Headliners; Bob Collins, Sports Editor of the Indianapolis Star; L. Charles DeVoe, L. M. DeVoe Co.; Ron Woodward, Circle Securities; E. J. Bannon, a Lafayette banker; and George Lyn Treece, Burger Chef Systems.

The results of two feasibility studies conducted by the city indicated that the Indianapolis area could support professional basketball. Armed with this information, the group accepted the offer and professional basketball was "back home again in Indiana."

The corporation, Indiana Professional Sports, Inc., was formed to own and operate the new franchise and the corporation went into business with E. J. Bannon as its first President and John DeVoe as the Executive Vice President. Other members of the first board were: Robert Bowes II; L. Charles DeVoe; Richard Ebershoff; Norb Schaeffer; Richard Tinkham; George Lyn Treece; and J. Frederic Wiese.

On June 16, 1967 at a press conference, the Indiana franchise announced it would be known as the "Pacers" because the organization intended to set the "pace" in professional basketball.

Mike Storen was appointed General Manager; Bernie Lareau was named Trainer and Business Manager, while Larry Staverman, an assistant at the University of Notre Dame, was chosen as the Pacers' first coach.

The first player ever drafted by the Pacers was Jimmy Walker, a 6-3 guard from Providence, who was also the first player chosen in the NBA Draft that year. The first player signed by the Pacers was Roger Brown, a 6-5 forward, who was playing AAU ball in the Dayton, Ohio area.

Assisted by Bobby "Slick" Leonard and Clyde Lovellette, Coach Staverman held summer tryouts the week of June 19, 1967. During the week, the Pacers looked at nearly 50 players and attracted over 15,000 fans to the evening scrimmages that were opened to the public.

When the Pacers opened the 1967-68 season against the Kentucky Colonels on Oct. 14, 1967, an overflow crowd filled the Fairgrounds Coliseum. The Pacers, who won the game 117-95, had to turn fans away because of the overcrowding conditions. The Pacers finished their initial season with a 38-40 record. They were eliminated from the playoffs in three straight games by the Pittsburgh Pipers, the eventual league champion.

Despite a record below .500, the Pacers still led the ABA in attendance drawing 192,130 fans, for an average of almost 5,000 per night.

The 1968-69 season marked the beginning of Phase II for Indiana. After only nine games into the season, Leonard was named to replace Staverman as coach of the Pacers, and Indiana was on its way to the top.

That season, Indiana won the Eastern Division and made it to the ABA Championship Finals before losing to the Oakland Oaks, 4-1.

The next season, 1969-70, Indiana ran away from the ABA by posting a 59-25 record, won the Eastern Division crown again, and won their first ABA Championship by beating the Los Angeles Stars, 4-2.

In the 1970-71 season, Indiana moved to the Western Division, which they also won, marking the third straight year Leonard had led the Pacers to a division title. However, they were eliminated from the playoffs by the eventual champions, the Utah Stars, in a seven-game series. The final game of the series was played at the Coliseum in front of an overflow unannounced crowd.

In both 1972 and 1973, Indiana finished second in the Western Division, but was able to regroup to win the championship. In 1972, they overcame some internal problems and ousted the Utah Stars in a fantastic seven-game series, upsetting the Stars in the seventh game in Utah. Indiana captured its second ABA crown by beating the New York Nets, 4-2. In 1973, the Pacers breezed past the Denver Rockets and Utah into the Championships vs. the Kentucky Colonels. Indiana beat the Colonels for the title by winning the seventh game in Louisville in a series that saw the home team win only two of the seven games.

That was the Pacers' third championship in four years and it was the fourth time during the five seasons that Leonard coached the Pacers that they had made it to the finals.

During the 1973-74 season, the veteran Pacers struggled through the regular season, putting on a strong rush to grab second place from the San Antonio Spurs. In the playoffs, they defeated the Spurs in seven games, eventually losing to Utah. In the offseason, the Pacers traded 30 years of playing experience and began a rebuilding program for the future.

The 1974-75 season marked the beginning of another era for the Pacers. First, they moved into the beautiful Market Square Arena with its 17,000 seats. Also, in midseason, the Pacers encountered severe financial difficulties and went up for sale. A 10-man group, headed by W.D. Eason and Thomas Binford, formed Arena Sports, Inc., which purchased the club. The new group of owners was very concerned with keeping the Pacers in Indiana, continuing the winning tradition and had a long range goal of seeing the Pacers play in the National Basketball Association (NBA). They succeeded on all accounts.

The young, rebuilt team was the talk of the basketball world as they upset both San Antonio and Denver, the winningest team in pro ball, in the playoffs to advance to the '75 ABA Finals. But, the magic finally ran out, as they lost to Kentucky, 4-1.



In 1975-76, the Pacers ninth and final ABA campaign, the club finished 39-45, the first sub-.500 season since their inaugural season in 1967-68. However, the Pacers did make the playoffs for the ninth straight season, eventually losing to defending champion, Kentucky, 1-2, in the final seconds.

Following the 1975-76 season, Indiana became a member of the NBA.

The Pacers' success in the ABA has been noted with individual inductions into the Naismith Memorial Basketball Hall of Fame. In 2012, Mel Daniels, a two-time ABA MVP, was selected by the ABA Committee. In 2013, Roger Brown joined his teammate and in 2014, Leonard was selected for the Hall.

INDIVIDUAL RECORDS

GAMES

Season:	84
Roger Brown	1969-70
Darnell Hillman	1972-73
Don Buse	1975-76
Career:	559
Roger Brown	1967-75

MINUTES PLAYED

Season:	3,495
Roger Brown	1969-70
Season:	20,315
Roger Brown	1967-75

FIELD GOALS MADE

Game:	25
Mel Daniels vs. New York	3/18/69
Season:	873
George McGinnis	1974-75
Career:	3,700
Mel Daniels	1968-74

FIELD GOALS ATTEMPTED

Game:	38
Mel Daniels vs. New York	3/18/69
Season:	1,934
George McGinnis	1974-75
Career:	7,852
Roger Brown	1967-75

FIELD GOAL PERCENTAGE

Game:	1.000
Roger Brown vs. Den. (14-14) ..	1/25/69
Season:534
Billy Knight (580-1,087)	1974-75
Career:510
Billy Knight (1,354-2,654)	1974-76

3-PT FIELD GOALS MADE

Game:	6
John Barnhill, twice	
Billy Keller, twice	
Season:	123
Billy Keller	1975-76
Career:	506
Billy Keller	1969-76

3-PT FG ATTEMPTED

Game:	12
John Barnhill vs. Kentucky ..	12/11/69
Billy Keller vs. Utah	4/2/75
Season:	349
Billy Keller	1975-76
Career:	1,495
Billy Keller	1969-76

3-PT FG PERCENTAGE

Game:	1.000
Four players tied (4-4)	
Season:382
Billy Keller (50-131)	1973-74
Career:341
Jim Rayl (91-267)	1967-69

FREE THROWS MADE

Game:	17
Roger Brown vs. Los Angeles ..	2/1/69
Season:	545
George McGinnis	1974-75
Career:	2,449
Freddie Lewis	1967-74

FREE THROWS ATTEMPTED

Game:	22
George McGinnis vs. Pitt	11/9/71
Season:	778
George McGinnis	1972-73
Career:	3,006
Roger Brown	1967-75

FREE THROW PERCENTAGE

Game:	1.000
Roger Brown vs. Mia. (13-13) ..	2/19/70
Season:896
Billy Keller (164-183)	1975-76
Career:872
Billy Keller (1,202-1,378)	1969-76

OFFENSIVE REBOUNDS

Game:	16
George McGinnis vs. Carolina ..	1/12/74
Season:	434
George McGinnis	1973-74
Career:	2,182
Mel Daniels	1968-74

DEFENSIVE REBOUNDS

Game:	26
Mel Daniels vs. Florida	12/29/71
Season:	1,081
Mel Daniels	1970-71
Career:	5,461
Mel Daniels	1968-74

TOTAL REBOUNDS

Game:	37
George McGinnis vs. Carolina ..	1/12/74
Season:	1,475
Mel Daniels	1970-71
Career:	7,643
Mel Daniels	1968-74

ASSISTS

Game:	20
Don Buse vs. Denver	3/26/76
Season:	689
Don Buse	1975-76
Career:	2,223
Freddie Lewis	1967-74

STEALS

Game:	9
Don Buse vs. St. Louis	2/17/75
Season:	346
Don Buse	1975-76
Career:	not kept every season

TURNOVERS

Game:	13
George McGinnis at NY, OT	3/25/73
Season:	422
George McGinnis	1974-75
Career:	1,538
Mel Daniels	1968-74

BLOCKED SHOTS

Game:	10
Darnell Hillman vs. Florida	3/12/72
Season:	178
Len Elmore	1975-76
Career:	not kept every season

POINTS

Game:	58
George McGinnis at Dal., OT ..	11/28/72
Season:	2,353
George McGinnis	1974-75
Career:	10,058
Roger Brown	1967-75

TEAM RECORDS

FIELD GOALS MADE

Game: 64
vs. Pittsburgh 4/12/70
vs. Pittsburgh 11/10/71
Season: 3,667, 1974-75

FIELD GOALS ATTEMPTED

Game: 130
vs. Pittsburgh 4/12/70
Season: 7,754, 1976-76

HIGHEST FG PERCENTAGE

Game: 656
vs. New York (40-61)..... 4/5/70
Season:487 (3,490-7,168), 1970-71

LOWEST FG PERCENTAGE

Game: 310
vs. San Antonio (27-87)..... 10/20/73
Season:429 (3,174-7,397), 1967-68

3-PT FIELD GOALS MADE

Game: 9
four times
Season: 306, 1970-71

3-PT FG ATTEMPTED

Game: 30
vs. Virginia 12/23/70
Season: 1,024, 1970-71

3-PT FG PERCENTAGE

MINIMUM 3 3-PT FGA

Game: 833
vs. San Diego (5-6)..... 11/12/72
Season:324 (250-771), 1975-76

FREE THROWS MADE

Game: 60
vs. Los Angeles..... 2/1/69
Season: 2,273, 1968-69

FREE THROWS ATTEMPTED

Game: 72
at Carolina, 2OT..... 12/11/70
Season: 3,180, 1968-69

HIGHEST FT PERCENTAGE

Game: 1.000
vs. Carolina (35-35)..... 10/21/70
Season:772 (1,740-2,253), 1975-76

LOWEST FT PERCENTAGE

Game: 429
vs. Denver (6-14)..... 2/16/74
Season:708 (2,102-2,971), 1967-68

OFFENSIVE REBOUNDS

Game: 35
vs. Denver..... 3/10/76
Season: 1,674, 1974-75

DEFENSIVE REBOUNDS

Game: 51
vs. Houston 11/20/68
Season: 3,004, 1971-72

TOTAL REBOUNDS

Game: 73
vs. Pittsburgh 4/12/70
Season: 4,578, 1971-72

ASSISTS

Game: 48
vs. Denver..... 3/28/71
Season: 2,087, 1975-76

PERSONAL FOULS

Game: 41
at Miami, 2OT 11/25/68
Season: 2,126, 1969-70

DISQUALIFICATIONS

Game: 4
at Miami, 2OT 11/25/68
Season: 48, 1968-69

STEALS

Game: 26
vs. St. Louis..... 3/2/75
Season: 941, 1975-76

TURNOVERS

Game: 32
vs. Pittsburgh 1/31/68
vs. Memphis..... 11/4/71
Season: 1,609, 1972-73

BLOCKED SHOTS

Game: 17
vs. Denver..... 12/11/74
Season: 459, 1973-74
1975-76

MOST POINTS

Game: 177
vs. Pittsburgh 4/12/70
Season: 10,002, 1970-71

FEWEST POINTS

Game: 66
vs. San Antonio 10/20/73
Season: 8,546, 1967-68

DRAFT PICKS

1967 ABA COLLEGE DRAFT

- Charles Beasley, Southern Methodist
- Jim Dawson, Illinois
- Craig Dill, Michigan
- Bob Netolicky, Drake
- Jim Walker, Providence
- Frank Gaidjones, Villanova
- Jerry Jones, Iowa
- Ron Kozlicki, Northwestern
- Hubie Marshall, LaSalle
- Ed McKee, Rockhurst
- Bill Russell, Indiana
- Gene Washington, Michigan State

1968 ABA COLLEGE DRAFT

- Don Dee, St. Marys of the Plains
- Mike Lewis, Duke
- Don May, Dayton
- Bob Quick, Xavier
- Phil Wagner, Georgia Tech
- Dave Benedict, Central Washington
- Rudy Bogad, St. John's
- Jerry Newsom, Indiana State
- Rich Niemann, St. Louis
- Jack Thompson, South Carolina
- Greg Cisson, Rider
- Bob Hooper, Dayton
- Harry Joyner, Indiana
- Tom Niemier, Evansville

1969 ABA COLLEGE DRAFT

- Bob Arzen, Notre Dame
- Dick Grubar, North Carolina
- Tony Masiello, Canisius
- Willie McCarter, Drake
- Bill Deher, Indiana
- Dave Golden, Duke
- Bill Keller, Purdue
- Gerald McKee, Ohio
- Ron Peret, Texas A&M
- John Jamerson, Fairmont St. (WV)
- Jim Stephenson, Maine

1970 ABA COLLEGE DRAFT

- Dennis Awtrey, Santa Clara
- Vince Fritz, Oregon State
- Rick Mount, Purdue
- Surry Oliver, Stephen F. Austin
- Don Curnutt, Miami
- Rick Erickson, Washington State
- Billy Jones, Louisiana College
- Jerry Kroll, Davidson
- Bob Reily, Mt. St. Mary's
- Heyward Dotson, Columbia
- Mickey Foster, Arizona
- Seaburn Hill, Arizona State
- Ted Hillery, St. Joseph's (Ind.)
- Jeff Sewell, Marquette

1971 ABA COLLEGE DRAFT

- Darnell Hillman, San Jose State
- John Mengelt, Auburn
- Jim Clemons, Ohio State
- Clarence Glover, Western Kentucky
- Jeff Halliburton, Drake
- Dean Meminger, Marquette
- Ken Booker, UCLA
- Tom Crosswhite, Dayton
- Larry Weatherford, Purdue
- James England, Tennessee
- Jeff Smith, New Mexico State
- Rick Katherman, Duke
- Clarence Smith, Villanova
- Rich Walker, Bowling Green
- Tom Bush, Drake
- Jim Irving, St. Louis
- Bob Bissant, Loyola (La.)
- Rudy Benjamin, Michigan State
- Slick Pinkham, DePauw (Redshirt)

1972 ABA COLLEGE DRAFT

- Ed Ratleff, Long Beach State
- Nate Stephens, Long Beach State
- Oscar Evans, Butler
- George Adams, Gardner-Webb
- Rich Garner, Manhattan
- Cavin Anderson, Valley City
- Wardell Dyson, Shaw
- Jolly Spight, Santa Clara
- Bill Burton, Eastern Kentucky
- Wally Rice, Penn Military
- Lee Sims, Morehead State
- Nate Williams, Utah State

1972 ABA DISPERSAL DRAFT

- Dwight Davis, Houston
- Dwight Jones, Houston
- Tracy Tripucka, Lafayette
- Bryan Adrian, Davidson

1973 ABA SPECIAL CIRCUMSTANCES DRAFT

- Mike Green, Louisiana Tech
- Louis Dunbar, Houston

1973 ABA COLLEGE UNDERGRADUATE DRAFT

- Len Elmore, Maryland
- Rudy Jackson, Hutchinson JC

1973 ABA COLLEGE SENIOR DRAFT

- Steve Downing, Indiana
- Jim O'Brien, Maryland
- Jim Retseck, Auburn
- John Ritter, Indiana
- Alan Hornyak, Ohio State
- Joe Wallace, Denver
- Jim Andrews, Kentucky
- Mike Edwards, Tennessee
- Robert Wilson, Wichita St. (Redshirt)
- Byron Jones, San Francisco

1974 ABA COLLEGE DRAFT

- Billy Knight, Pittsburgh
- Bruce King, Pan American
- Roland Grant, New Mexico State
- No Pick
- Eddie Woods, Oral Roberts
- Ron DeVries, Illinois State
- Alex English, South Carolina
- Bobby Florence, Nevada-Las Vegas
- Kevin Fitzgerald, Oklahoma State
- Mark Browne, Missouri Western

1974 ABA DRAFT OF NBA PLAYERS

- Clifford Ray, Chicago
- Bill Bradley, New York
- Mel Counts, Los Angeles
- Pat Riley, Los Angeles
- Jim Davis, Detroit

1975 ABA COLLEGE DRAFT

- Dan Roundfield, Central Michigan
- Charles Jordan, Canisius
- Jim Lee, Syracuse
- Ken Tyler, Gonzaga
- Brian Hammel, Bentley
- John Ramsey, Seton Hall
- Mike Flynn, Kentucky
- Cliff Pratt, Shaw
- Bill Andreas, Ohio State





PLAYOFFS HISTORY

ABA RESULTS

1967-68

FIRST ROUND

Pittsburgh defeated Indiana, 3-0
Pittsburgh 146, Indiana 127, 3/25/68
Pittsburgh 121, Indiana 108, 3/26/68*
Pittsburgh 133, Indiana 114, 3/27/68

1968-69

FIRST ROUND

Indiana defeated Kentucky, 4-3
Kentucky 128, Indiana 118, 4/8/69*
Indiana 120, Kentucky 115, 4/9/69*
Kentucky 130, Indiana 111, 4/10/69
Kentucky 105, Indiana 104, OT, 4/13/69
Indiana 116, Kentucky 97, 4/14/69*
Indiana 107, Kentucky 89, 4/15/69
Indiana 120, Kentucky 111, 4/17/69*

EASTERN DIVISION FINALS

Indiana defeated Miami, 4-1
Indiana 126, Miami 110, 4/20/69*
Indiana 131, Miami 116, 4/22/69*
Indiana 119, Miami 105, 4/23/69
Miami 114, Indiana 110, 4/25/69
Indiana 127, Miami 105, 4/26/69*

CHAMPIONSHIP

Oakland defeated Indiana, 4-1
Oakland 123, Indiana 114, 4/30/69
Indiana 150, Oakland 122, 5/2/69
Oakland 134, Indiana 126, OT, 5/3/69*
Oakland 144, Indiana 117, 5/5/69*
Oakland 135, Indiana 131, OT, 5/7/69

1969-70

EASTERN DIVISION SEMIFINALS

Indiana defeated Carolina, 4-0
Indiana 123, Carolina 105, 4/18/70*
Indiana 103, Carolina 98, 4/19/70*
Indiana 115, Carolina 106, 4/22/70
Indiana 110, Carolina 106, 4/24/70

EASTERN DIVISION FINALS

Indiana defeated Kentucky, 4-1
Kentucky 114, Indiana 110, OT, 5/1/70*
Indiana 121, Kentucky 110, 5/2/70*
Indiana 114, Kentucky 110, 5/3/70
Indiana 111, Kentucky 103, 5/5/70
Indiana 117, Kentucky 103, 5/6/70*

CHAMPIONSHIP

Indiana defeated the L.A. Stars, 4-2
Indiana 109, Los Angeles 93, 5/15/70*
Indiana 114, Los Angeles 111, 5/17/70*
Los Angeles 109, Indiana 106, 5/18/70
Indiana 142, Los Angeles 120, 5/19/70
Los Angeles 117, Indiana 113, OT, 5/23/70*
Indiana 111, Los Angeles 107, 5/25/70

1970-71

WESTERN DIVISION SEMIFINALS

Indiana defeated Memphis, 4-0
Indiana 114, Memphis 98, 4/2/71*
Indiana 106, Memphis 104, 4/3/71*
Indiana 91, Memphis 90, 4/5/71
Indiana 102, Memphis 101, OT, 4/7/71

WESTERN DIVISION FINALS

Utah defeated Indiana, 4-3
Utah 120, Indiana 118, 4/12/71*
Indiana 120, Utah 107, 4/14/71*
Utah 121, Indiana 108, 4/17/71
Utah 126, Indiana 99, 4/20/71
Indiana 127, Utah 109, 4/22/71*
Indiana 105, Utah 102, 4/24/71
Utah 108, Indiana 101, 4/28/71*

1971-72

WESTERN DIVISION SEMIFINALS

Indiana defeated Denver, 4-3
Indiana 102, Denver 96, 3/31/72*
Denver 106, Indiana 105, 4/1/72*
Indiana 122, Denver 120, OT, 4/4/72
Denver 112, Indiana 96, 4/6/72
Indiana 91, Denver 79, 4/8/72*
Denver 106, Indiana 99, 4/9/72
Indiana 91, Denver 89, 4/14/72*

WESTERN DIVISION FINALS

Indiana defeated Utah, 4-3
Utah 108, Indiana 100, 4/15/72
Utah 117, Indiana 109, 4/17/72
Indiana 116, Utah 111, 4/19/72*
Indiana 118, Utah 108, 4/22/72*
Utah 139, Indiana 130, 4/24/72
Indiana 105, Utah 99, 4/26/72*
Indiana 117, Utah 113, 5/1/72

CHAMPIONSHIP

Indiana defeated New York, 4-2
Indiana 124, New York 103, 5/6/72*
New York 117, Indiana 115, 5/9/72*
Indiana 114, New York 108, 5/12/72
New York 110, Indiana 105, 5/15/72
Indiana 100, New York 99, 5/18/72
Indiana 108, New York 105, 5/20/72*

1972-73

WESTERN DIVISION SEMIFINALS

Indiana defeated Denver, 4-1
Indiana 114, Denver 91, 3/31/73*
Indiana 106, Denver 93, 4/1/73*
Denver 105, Indiana 94, 4/3/73
Indiana 97, Denver 95, 4/5/73
Indiana 121, Denver 107, 4/7/73*

WESTERN DIVISION FINALS

Indiana defeated Utah, 4-2
Utah 124, Indiana 107, 4/12/73
Indiana 116, Utah 110, 4/14/73
Indiana 118, Utah 108, 4/16/73*
Utah 104, Indiana 103, 4/18/73*
Indiana 104, Utah 102, 4/19/73
Indiana 107, Utah 98, 4/21/73*

CHAMPIONSHIP

Indiana defeated Kentucky, 4-3
Indiana 111, Kentucky 107, OT, 4/28/73
Kentucky 114, Indiana 102, 4/30/73
Kentucky 92, Indiana 88, 5/3/73*
Indiana 90, Kentucky 86, 5/5/73*
Indiana 89, Kentucky 86, 5/8/73
Kentucky 109, Indiana 93, 5/10/73*
Indiana 88, Kentucky 81, 5/12/73

1973-74

WESTERN DIVISION SEMIFINALS

Indiana defeated San Antonio, 4-3
San Antonio 113, Indiana 109, 3/30/74*
Indiana 128, San Antonio 101, 4/1/74*
San Antonio 115, Indiana 96, 4/3/74
Indiana 91, San Antonio 89, 4/4/74
Indiana 105, San Antonio 100, 4/6/74*
San Antonio 102, Indiana 86, 4/10/74
Indiana 86, San Antonio 79, 4/12/74*

WESTERN DIVISION FINALS

Utah defeated Indiana, 4-3
Utah 105, Indiana 96, 4/13/74
Utah 106, Indiana 102, 4/15/74
Utah 99, Indiana 90, 4/17/74*
Indiana 118, Utah 107, 4/18/74*
Indiana 110, Utah 101, 4/22/74
Indiana 91, Utah 89, 4/25/74*
Utah 109, Indiana 87, 4/27/74

1974-75

WESTERN DIVISION SEMIFINALS

Indiana defeated San Antonio, 4-2
Indiana 122, San Antonio 119, OT, 4/5/75
Indiana 98, San Antonio 93, 4/7/75
Indiana 113, San Antonio 103, OT, 4/10/75*
San Antonio 110, Indiana 109, 4/12/75*
San Antonio 123, Indiana 117, 4/14/75
Indiana 115, San Antonio 100, 4/16/75*

WESTERN DIVISION FINALS

Indiana defeated Denver, 4-3
Denver 131, Indiana 128, 4/20/75
Indiana 131, Denver 124, 4/22/75
Indiana 118, Denver 112, 4/24/75*
Denver 126, Indiana 109, 4/25/75*
Indiana 109, Denver 90, 4/27/75
Denver 104, Indiana 99, 4/30/75*
Indiana 104, Denver 96, 5/3/75

CHAMPIONSHIP

Kentucky defeated Indiana, 4-1
Kentucky 120, Indiana 94, 5/13/75
Kentucky 95, Indiana 93, 5/15/75
Kentucky 109, Indiana 101, 5/17/75*
Indiana 94, Kentucky 86, 5/19/75*
Kentucky 110, Indiana 105, 5/22/75

1975-76

FIRST ROUND

Kentucky defeated Indiana, 2-1
Kentucky 120, Indiana 109, 4/8/76
Indiana 109, Kentucky 95, 4/10/76*
Kentucky 100, Indiana 99, 4/12/76

*Pacers' home games

NBA RESULTS

1980-81

FIRST ROUND

Philadelphia defeated Indiana, 2-0
Philadelphia 124, Indiana 108, 3/31/81
Philadelphia 96, Indiana 85, 4/2/81*

1986-87

FIRST ROUND

Atlanta defeated Indiana, 3-1
Atlanta 110, Indiana 94, 4/24/87
Atlanta 94, Indiana 93, 4/26/87
Indiana 96, Atlanta 87, 4/29/87*
Atlanta 101, Indiana 97, 5/1/87*

1989-90

FIRST ROUND

Detroit defeated Indiana, 3-0
Detroit 104, Indiana 92, 4/26/90
Detroit 100, Indiana 87, 4/28/90
Detroit 108, Indiana 96, 5/1/90*

1990-91

FIRST ROUND

Boston defeated Indiana, 3-2
Boston 127, Indiana 120, 4/26/91
Indiana 130, Boston 118, 4/28/91
Boston 112, Indiana 105, 5/1/91*
Indiana 116, Boston 113, 5/3/91*
Boston 124, Indiana 121, 5/5/91

1991-92

FIRST ROUND

Boston defeated Indiana, 3-0
Boston 124, Indiana 113, 4/23/92
Boston 119, Indiana 112, OT, 4/25/92
Boston 102, Indiana 98, 4/27/92*

1992-93

FIRST ROUND

New York defeated Indiana, 3-1
New York 107, Indiana 104, 4/30/93
New York 101, Indiana 91, 5/2/93
Indiana 116, New York 93, 5/4/93*
New York 109, Indiana 100, OT, 5/6/93*

1993-94

FIRST ROUND

Indiana defeated Orlando, 3-0
Indiana 89, Orlando 88, 4/28/94
Indiana 103, Orlando 101, 4/30/94
Indiana 99, Orlando 86, 5/2/94*

EASTERN CONFERENCE SEMIFINALS

Indiana defeated Atlanta, 4-2
Indiana 96, Atlanta 85, 5/10/94
Atlanta 92, Indiana 69, 5/12/94
Indiana 101, Atlanta 81, 5/14/94*
Indiana 102, Atlanta 86, 5/15/94*
Atlanta 88, Indiana 76, 5/17/94
Indiana 98, Atlanta 79, 5/19/94*

EASTERN CONFERENCE FINALS

New York defeated Indiana, 4-3
New York 100, Indiana 89, 5/24/94
New York 89, Indiana 78, 5/26/94
Indiana 88, New York 68, 5/28/94*
Indiana 83, New York 77, 5/30/94*
Indiana 93, New York 86, 6/1/94
New York 98, Indiana 91, 6/3/94*
New York 94, Indiana 90, 6/5/94

1994-95

FIRST ROUND

Indiana defeated Atlanta, 3-0
Indiana 90, Atlanta 82, 4/27/95*
Indiana 105, Atlanta 97, 4/29/95*
Indiana 105, Atlanta 89, 5/2/95

EASTERN CONFERENCE SEMIFINALS

Indiana defeated New York, 4-3
Indiana 107, New York 105, 5/7/95
New York 96, Indiana 77, 5/9/95
Indiana 97, New York 95, OT, 5/11/95*
Indiana 98, New York 84, 5/13/95*
New York 96, Indiana 95, 5/17/95
New York 92, Indiana 82, 5/19/95*
Indiana 97, New York 95, 5/21/95

EASTERN CONFERENCE FINALS

Orlando defeated Indiana 4-3
Orlando 105, Indiana 101, 5/23/95
Orlando 119, Indiana 114, 5/25/95
Indiana 105, Orlando 100, 5/27/95*
Indiana 94, Orlando 93, 5/29/95*
Orlando 108, Indiana 106, 5/31/95
Indiana 123, Orlando 96, 6/2/95*
Orlando 105, Indiana 81, 6/4/95

1995-96

FIRST ROUND

Atlanta defeated Indiana, 3-2
Atlanta 92, Indiana 80, 4/25/96*
Indiana 102, Atlanta 94, OT, 4/27/96*
Atlanta 90, Indiana 83, 4/29/96
Indiana 83, Atlanta 75, 5/2/96
Atlanta 89, Indiana 87, 5/5/96*

1997-98

FIRST ROUND

Indiana defeated Cleveland, 3-1
Indiana 106, Cleveland 77, 4/23/98*
Indiana 92, Cleveland 86, 4/25/98*
Cleveland 86, Indiana 77, 4/27/98
Indiana 80, Cleveland 74, 4/30/98

EASTERN CONFERENCE SEMIFINALS

Indiana defeated New York, 4-1
Indiana 93, New York 83, 5/5/98*
Indiana 85, New York 77, 5/7/98*
New York 83, Indiana 76, 5/9/98
Indiana 118, New York 107, OT, 5/10/98
Indiana 99, New York 88, 5/13/98*

EASTERN CONFERENCE FINALS

Chicago defeated Indiana, 4-3
Chicago 85, Indiana 79, 5/17/98
Chicago 104, Indiana 98, 5/19/98
Indiana 107, Chicago 105, 5/23/98*
Indiana 96, Chicago 94, 5/25/98*
Chicago 106, Indiana 87, 5/27/98
Indiana 92, Chicago 89, 5/29/98*
Chicago 88, Indiana 83, 5/31/98

1998-99

FIRST ROUND

Indiana defeated Milwaukee, 3-0
Indiana 110, Milwaukee 88, 5/9/99*
Indiana 108, Milwaukee 107, OT, 5/11/99*
Indiana 99, Milwaukee 91, 5/13/99

EASTERN CONFERENCE SEMIFINALS

Indiana defeated Philadelphia, 4-0
Indiana 94, Philadelphia 90, 5/17/99*
Indiana 85, Philadelphia 82, 5/19/99*
Indiana 97, Philadelphia 86, 5/21/99
Indiana 89, Philadelphia 86, 5/23/99

EASTERN CONFERENCE FINALS

New York defeated Indiana, 4-2
New York 93, Indiana 90, 5/30/99*
Indiana 88, New York 86, 6/1/99*
New York 92, Indiana 91, 6/5/99
Indiana 90, New York 78, 6/7/99
New York 101, Indiana 94, 6/9/99*
New York 90, Indiana 82, 6/11/99

1999-2000

FIRST ROUND

Indiana defeated Milwaukee, 3-2
Indiana 88, Milwaukee 85, 4/23/00*
Milwaukee 104, Indiana 91, 4/27/00*
Indiana 109, Milwaukee 96, 4/29/00
Milwaukee 100, Indiana 87, 5/1/00
Indiana 96, Milwaukee 95, 5/4/00*

EASTERN CONFERENCE SEMIFINALS

Indiana defeated Philadelphia, 4-2
Indiana 108, Philadelphia 91, 5/6/00*
Indiana 103, Philadelphia 97, 5/8/00*
Indiana 97, Philadelphia 89, 5/10/00
Philadelphia 92, Indiana 90, 5/13/00
Philadelphia 107, Indiana 86, 5/15/00*
Indiana 106, Philadelphia 90, 5/19/00

EASTERN CONFERENCE FINALS

Indiana defeated New York, 4-2
Indiana 102, New York 88, 5/23/00*
Indiana 88, New York 84, 5/25/00*
New York 98, Indiana 95, 5/27/00
New York 91, Indiana 89, 5/29/00
Indiana 88, New York 79, 5/31/00*
Indiana 93, New York 80, 6/2/00

*Pacers' home games

NBA RESULTS

NBA FINALS

L.A. Lakers defeated Indiana, 4-2
 L.A. Lakers 104, Indiana 87, 6/7/00
 L.A. Lakers 111, Indiana 104, 6/9/00
 Indiana 100, L.A. Lakers 91, 6/11/00*
 L.A. Lakers, 120, Indiana 118, OT, 6/14/00*
 Indiana 120, L.A. Lakers 87, 6/16/00*
 L.A. Lakers 116, Indiana 111, 6/19/00

2000-01

FIRST ROUND

Philadelphia defeated Indiana, 3-1
 Indiana 79, Philadelphia 78, 4/21/01
 Philadelphia 116, Indiana 98, 4/24/01*
 Philadelphia 92, Indiana 87, 4/28/01*
 Philadelphia 88, Indiana 85, 5/2/01*

2001-02

FIRST ROUND

New Jersey defeated Indiana, 3-2
 Indiana 89, New Jersey 83, 4/20/02
 New Jersey 95, Indiana 79, 4/22/02
 New Jersey 85, Indiana 84, 4/24/02*
 Indiana 97, New Jersey 74, 4/30/02*
 New Jersey 120, Indiana 109, 2OT, 5/2/02

2002-03

FIRST ROUND

Boston defeated Indiana, 4-2
 Boston 103, Indiana 100, 4/19/03*
 Indiana 89, Boston 77, 4/21/03*
 Boston 101, Indiana 83, 4/24/03
 Boston 102, Indiana 92, 4/27/03
 Indiana 93, Boston 88, 4/29/03*
 Boston 110, Indiana 90, 5/1/03

2003-04

FIRST ROUND

Indiana defeated Boston, 4-0
 Indiana 104, Boston 88, 4/17/04*
 Indiana 103, Boston 90, 4/20/04*
 Indiana 108, Boston 85, 4/23/04
 Indiana 90, Boston 75, 4/25/04

CONFERENCE SEMIFINALS

Indiana defeated Miami, 4-2
 Indiana 94, Miami 81, 5/6/04*
 Indiana 91, Miami 80, 5/8/04*
 Miami 94, Indiana 87, 5/10/04
 Miami 100, Indiana 88, 5/12/04
 Indiana 94, Miami 83, 5/15/04*
 Indiana 73, Miami 70, 5/18/04

CONFERENCE FINALS

Detroit defeated Indiana, 4-2
 Indiana 78, Detroit 74, 5/22/04*
 Detroit 72, Indiana 67, 5/24/04*
 Detroit 85, Indiana 78, 5/26/04
 Indiana 83, Detroit 68, 5/28/04
 Detroit 83, Indiana 65, 5/30/04*
 Detroit 69, Indiana 65, 6/1/04

2004-05

FIRST ROUND

Indiana defeated Boston, 4-3
 Boston 102, Indiana 82, 4/23/05
 Indiana 82, Boston 79, 4/25/05
 Indiana 99, Boston 76, 4/28/05*
 Boston 110, Indiana 79, 4/30/05*
 Indiana 90, Boston 85, 5/3/05
 Boston 92, Indiana 89, OT, 5/5/05*
 Indiana 97, Boston 70, 5/7/05

CONFERENCE SEMIFINALS

Detroit defeated Indiana, 4-2
 Detroit 96, Indiana 81, 5/9/05
 Indiana 92, Detroit 83, 5/11/05
 Indiana 79, Detroit 74, 5/13/05*
 Detroit 89, Indiana 76, 5/15/05*
 Detroit 86, Indiana 67, 5/17/05
 Detroit 88, Indiana 79, 5/19/05*

2005-06

FIRST ROUND

New Jersey defeated Indiana, 4-2
 Indiana 90, New Jersey 88, 4/23/06
 New Jersey 90, Indiana 75, 4/25/06
 Indiana 107, New Jersey 95, 4/27/06*
 New Jersey 97, Indiana 88, 4/29/06*
 New Jersey 92, Indiana 86, 5/2/06
 New Jersey 96, Indiana 90, 5/4/06*

2010-11

FIRST ROUND

Chicago defeated Indiana, 4-1
 Chicago 104, Indiana 99, 4/16/11
 Chicago 96, Indiana 90, 4/18/11
 Chicago 88, Indiana 84, 4/21/11*
 Indiana 89, Chicago 84, 4/23/11*
 Chicago 116, Indiana 89, 4/26/11

2011-12

FIRST ROUND

Indiana defeated Orlando, 4-1
 Orlando 81, Indiana 77, 4/28/12*
 Indiana 93, Orlando 78, 4/30/12*
 Indiana 97, Orlando 74, 5/2/12
 Indiana 101, Orlando 99, OT, 5/5/12
 Indiana 105, Orlando 87, 5/8/12*

CONFERENCE SEMIFINALS

Miami defeated Indiana, 4-2
 Miami 95, Indiana 86, 5/13/12
 Indiana 78, Miami 75, 5/15/12
 Indiana 94, Miami 75, 5/17/12*
 Miami 101, Indiana 93, 5/20/12*
 Miami 115, Indiana 83, 5/22/12
 Miami 105, Indiana 93, 5/24/12*

2012-13

FIRST ROUND

Indiana defeated Atlanta, 4-2
 Indiana 107, Atlanta 90, 4/21/13*
 Indiana 113, Atlanta 98, 4/24/13*
 Atlanta 90, Indiana 69, 4/27/13
 Atlanta 102, Indiana 91, 4/29/13
 Indiana 106, Atlanta 83, 5/1/13*
 Indiana 81, Atlanta 73, 5/3/13

CONFERENCE SEMIFINALS

Indiana defeated New York, 4-2
 Indiana 102, New York 95, 5/5/13
 New York 105, Indiana 79, 5/7/13
 Indiana 82, New York 71, 5/11/13*
 Indiana 93, New York 82, 5/14/13*
 New York 85, Indiana 75, 5/16/13
 Indiana 106, New York 99, 5/18/13*

CONFERENCE FINALS

Miami defeated Indiana, 4-3
 Miami 103, Indiana 102, OT, 5/22/13
 Indiana 97, Miami 93, 5/24/13
 Miami 114, Indiana 96, 5/26/13*
 Indiana 99, Miami 92, 5/28/13*
 Miami 90, Indiana 79, 5/30/13
 Indiana 91, Miami 77, 6/1/13*
 Miami 99, Indiana 76, 6/3/13

2013-14

FIRST ROUND

Indiana defeated Atlanta, 4-3
 Atlanta 101, Indiana 93, 4/19/14*
 Indiana 101, Atlanta 85, 4/22/14*
 Atlanta 98, Indiana 85, 4/24/14
 Indiana 91, Atlanta 88, 4/26/14
 Atlanta 107, Indiana 97, 4/28/14*
 Indiana 95, Atlanta 88, 5/1/14
 Indiana 92, Atlanta 80, 5/3/14*

CONFERENCE SEMIFINALS

Indiana defeated Washington, 4-2
 Washington 102, Indiana 96, 5/5/14*
 Indiana 86, Washington 82, 5/7/14*
 Indiana 85, Washington 63, 5/9/14
 Indiana 95, Washington 92, 5/11/14
 Washington 102, Indiana 79, 5/13/14*
 Indiana 93, Washington 80, 5/15/14

CONFERENCE FINALS

Miami defeated Indiana, 4-2
 Indiana 107, Miami 96, 5/18/14*
 Miami 87, Indiana 83, 5/20/14*
 Miami 99, Indiana 87, 5/24/14
 Miami 102, Indiana 90, 5/26/14
 Indiana 93, Miami 90, 5/28/14*
 Miami 117, Indiana 92, 5/30/14

2015-16

FIRST ROUND

Toronto defeated Indiana, 4-3
 Indiana 100, Toronto 90, 4/16/16
 Toronto 98, Indiana 87, 4/18/16
 Toronto 101, Indiana 85, 4/21/16*
 Indiana 100, Toronto 83, 4/23/16*
 Toronto 102, Indiana 99, 4/26/16
 Indiana 101, Toronto 83, 4/29/16*
 Toronto 89, Indiana 84, 5/1/16

*Pacers' home games

FRANCHISE TOP 10

GAMES

1. Reggie Miller	144
2. Roger Brown	110
Dale Davis	110
4. Rik Smits	104
5. Freddie Lewis	97
6. Mel Daniels	95
Billy Keller	95
8. Derrick McKey	93
9. Mark Jackson	74
10. Bob Netolicky	73

MINUTES

1. Reggie Miller	5,308
2. Roger Brown	4,030
3. Freddie Lewis	3,748
4. Mel Daniels	3,438
5. Dale Davis	3,323
6. Rik Smits	2,747
7. George McGinnis	2,720
8. Billy Keller	2,504
9. Bob Netolicky	2,385
10. Paul George	2,340

FIELD GOALS MADE

1. Reggie Miller	941
2. Roger Brown	765
3. Mel Daniels	631
4. Freddie Lewis	627
5. Rik Smits	623
6. George McGinnis	602
7. Bob Netolicky	475
8. Billy Keller	415
9. Paul George	360
10. Dale Davis	346

FIELD GOALS ATTEMPTED

1. Reggie Miller	2,095
2. Roger Brown	1,590
3. Freddie Lewis	1,503
4. Mel Daniels	1,400
5. George McGinnis	1,349
6. Rik Smits	1,230
7. Billy Keller	975
8. Bob Netolicky	945
9. Paul George	843
10. Jermaine O'Neal	774

FIELD GOAL PERCENTAGE

MINIMUM 20 FGA

1. Wayne Tisdale613
2. Herb Williams588
3. Billy Knight560
4. Jeff Foster556
5. Steve Stipanovich553
6. Dale Davis544
7. John Baum531
8. Oliver Darden529
9. Mike Sanders524
10. Art Beckner522
Lou Amundson522

3-PT FIELD GOALS MADE

1. Reggie Miller	320
2. Paul George	118
3. George Hill	90
4. Billy Keller	87
5. Mark Jackson	69
6. Roger Brown	68
7. Jalen Rose	49
8. Chris Mullin	44
9. Danny Granger	43
Lance Stephenson	43

3-PT FG ATTEMPTED

1. Reggie Miller	820
2. Paul George	330
3. Billy Keller	255
4. George Hill	239
5. Mark Jackson	196
6. Roger Brown	190
7. Freddie Lewis	157
8. Lance Stephenson	133
9. Jalen Rose	125
10. Chris Mullin	115

3-PT FG PERCENTAGE

MINIMUM 20 FGA

1. Fred Jones426
2. James Jones400
C.J. Watson400
4. D.J. Augustin396
5. Jalen Rose392
6. Chuck Person391
7. Reggie Miller390
8. Danny Granger384
9. Chris Mullin383
10. George Hill377

FREE THROWS MADE

1. Reggie Miller	770
2. Freddie Lewis	488
3. Roger Brown	462
4. George McGinnis	435
5. Mel Daniels	360
6. Rik Smits	290
7. Paul George	284
8. Jermaine O'Neal	243
9. Billy Keller	222
10. Bob Netolicky	193

FREE THROWS ATTEMPTED

1. Reggie Miller	862
2. George McGinnis	628
3. Roger Brown	583
4. Freddie Lewis	570
5. Mel Daniels	513
6. Paul George	356
7. Rik Smits	350
8. Jermaine O'Neal	334
9. Bob Netolicky	297
10. Antonio Davis	296
Dale Davis	296

FREE THROW PERCENTAGE

MINIMUM 20 FTA

1. LaSalle Thompson909
2. Reggie Miller893
3. Art Becker875
Fred Jones875
5. Travis Best874
6. Chris Mullin873
7. Billy Keller871
8. Micheal Williams857
9. Freddie Lewis856
10. Danny Granger854

OFFENSIVE REBOUNDS

1. Mel Daniels	438
2. Dale Davis	354
3. George McGinnis	347
4. Roy Hibbert	194
5. Darnell Hillman	174
6. Roger Brown	165
7. Rik Smits	149
8. Antonio Davis	147
9. Bob Netolicky	145
10. Freddie Lewis	132

DEFENSIVE REBOUNDS

1. Mel Daniels	986
2. Dale Davis	644
3. George McGinnis	564
4. Rik Smits	391
5. Jermaine O'Neal	387
6. Paul George	379
7. Roger Brown	366
8. Reggie Miller	339
9. Darnell Hillman	335
10. Antonio Davis	287

TOTAL REBOUNDS

1. Mel Daniels	1,424
2. Dale Davis	998
3. George McGinnis	911
4. Roger Brown	705
5. Bob Netolicky	645
6. Rik Smits	540
7. Darnell Hillman	509
8. Jermaine O'Neal	488
9. Roy Hibbert	450
10. Paul George	437

REBOUND AVERAGE

MINIMUM 20 GAMES

1. Mel Daniels	14.99
2. George McGinnis	12.65
3. Jermaine O'Neal	9.76
4. Dale Davis	9.07
5. Billy Knight	8.87
6. Bob Netolicky	8.84
7. Roy Hibbert	8.33
8. Len Elmore	7.62
9. David West	7.47
10. George Peeples	7.35

FRANCHISE TOP 10

ASSISTS

1. Mark Jackson	574
2. Freddie Lewis	432
3. Roger Brown	405
4. Reggie Miller	357
5. Billy Keller	334
6. George McGinnis	293
7. Paul George	230
8. Jamaal Tinsley	196
9. Derrick McKey	189
10. George Hill	181

PERSONAL FOULS

1. Rik Smits	419
2. Roger Brown	391
3. Mel Daniels	386
4. Dale Davis	349
5. Freddie Lewis	330
6. George McGinnis	307
7. Derrick McKey	285
8. Reggie Miller	275
9. Antonio Davis	224
10. Darnell Hillman	222

DISQUALIFICATIONS

1. Roger Brown	14
2. Rik Smits	13
3. Mel Daniels	8
4. George McGinnis	7
5. Ron Artest	5
Antonio Davis	5
Freddie Lewis	5
6. Dale Davis	4
7. Travis Best	3
Austin Croshere	3
Paul George	3
Bob Netolicky	3
Jermaine O'Neal	3

STEALS

1. Don Buse	166
2. Reggie Miller	146
3. Paul George	105
4. Derrick McKey	79
5. Mark Jackson	77
6. George McGinnis	76
7. Dale Davis	67
8. George Hill	65
9. Rik Smits	51
10. Ron Artest	49

TURNOVERS

1. George McGinnis	286
2. Mel Daniels	258
3. Reggie Miller	257
4. Freddie Lewis	238
5. Roger Brown	207
6. Rik Smits	185
7. Mark Jackson	179
8. Paul George	175
9. Billy Keller	146
10. Dale Davis	135

BLOCKED SHOTS

1. Jermaine O'Neal	120
2. Dale Davis	119
3. Roy Hibbert	106
4. Rik Smits	90
5. Antonio Davis	67
Darnell Hillman	67
7. Mel Daniels	45
8. Len Elmore	41
9. Derrick McKey	37
10. David West	36

POINTS

1. Reggie Miller	2,972
2. Roger Brown	2,060
3. Freddie Lewis	1,779
4. George McGinnis	1,668
5. Mel Daniels	1,621
6. Rik Smits	1,537
7. Bob Netolicky	1,143
8. Billy Keller	1,139
9. Paul George	1,122
10. Jermaine O'Neal	903

SCORING AVERAGE

MINIMUM 15 GAMES

1. Billy Knight	24.87
2. George McGinnis	23.17
3. Chuck Person	21.93
4. Reggie Miller	20.64
5. Roger Brown	18.73
Detlef Schrempf	18.73
7. Paul George	18.39
8. Freddie Lewis	18.34
9. Jermaine O'Neal	18.06
10. Ron Artest	17.27

TOP 10, NBA ONLY

GAMES

1. Reggie Miller	144
2. Dale Davis.....	110
3. Rik Smits.....	104
4. Derrick McKey.....	93
5. Mark Jackson.....	74
6. Antonio Davis.....	67
7. Austin Croshere.....	65
8. Paul George	61
9. Travis Best.....	59
10. Jalen Rose.....	55
George Hill	

MINUTES

1. Reggie Miller	5,308
2. Dale Davis.....	3,323
3. Rik Smits.....	2,747
4. Paul George	2,340
5. Mark Jackson.....	2,318
6. Derrick McKey.....	2,275
7. George Hill.....	1,953
8. Jermaine O'Neal.....	1,917
9. David West.....	1,792
10. Jalen Rose.....	1,776

FIELD GOALS MADE

1. Reggie Miller	941
2. Rik Smits.....	623
3. Paul George	360
4. Dale Davis.....	346
5. Jermaine O'Neal.....	330
6. Jalen Rose.....	310
7. David West.....	302
8. Roy Hibbert.....	258
9. Mark Jackson.....	250
10. George Hill.....	241

FIELD GOALS ATTEMPTED

1. Reggie Miller	2,095
2. Rik Smits.....	1,230
3. Paul George	843
4. Jermaine O'Neal.....	774
5. Jalen Rose.....	714
6. David West.....	642
7. Dale Davis.....	636
8. Mark Jackson.....	587
9. George Hill.....	547
10. Roy Hibbert.....	531

FIELD GOAL PERCENTAGE

MINIMUM 20 FGA

1. Wayman Tisdale.....	613
2. Herb Williams.....	588
3. Jeff Foster.....	556
4. Steve Stipanovich.....	553
5. Dale Davis.....	544
6. Billy Knight.....	533
7. Mike Sanders.....	524
8. Lou Amundson.....	522
9. Rik Smits.....	507
10. Roy Hibbert.....	486

3-PT FIELD GOALS MADE

1. Reggie Miller	320
2. Paul George	118
3. George Hill.....	90
4. Mark Jackson.....	69
5. Jalen Rose.....	49
6. Chris Mullin.....	44
7. Danny Granger.....	43
8. Lance Stephenson.....	43
9. Austin Croshere.....	38
10. Ron Artest.....	37

3-PT FG ATTEMPTED

1. Reggie Miller	820
2. Paul George	330
3. George Hill.....	239
4. Mark Jackson.....	196
5. Lance Stephenson.....	133
6. Jalen Rose.....	125
7. Chris Mullin.....	115
8. Danny Granger.....	112
9. Ron Artest.....	110
Austin Croshere.....	110

3-PT FG PERCENTAGE

MINIMUM 20 FGA

1. Fred Jones.....	426
2. James Jones.....	400
C.J. Watson.....	400
4. D.J. Augustin.....	396
5. Jalen Rose.....	392
6. Chuck Person.....	391
7. Reggie Miller.....	390
8. Danny Granger.....	384
9. Chris Mullin.....	383
10. George Hill.....	377

FREE THROWS MADE

1. Reggie Miller	770
2. Rik Smits.....	290
3. Paul George	284
4. Jermaine O'Neal.....	243
5. Antonio Davis.....	191
6. George Hill.....	164
7. Roy Hibbert.....	163
8. Jalen Rose.....	162
9. David West.....	151
10. Derrick McKey.....	148
Austin Croshere.....	148

FREE THROWS ATTEMPTED

1. Reggie Miller	862
2. Paul George	356
3. Rik Smits.....	350
4. Jermaine O'Neal.....	324
5. Antonio Davis.....	296
Dale Davis.....	296
7. Roy Hibbert.....	213
8. George Hill.....	205
9. Jalen Rose.....	201
10. David West.....	199

FREE THROW PERCENTAGE

MINIMUM 20 FTA

1. LaSalle Thompson.....	909
2. Reggie Miller.....	893
3. Fred Jones.....	875
4. Travis Best.....	874
5. Micheal Williams.....	857
6. Chris Mullin.....	855
7. Danny Granger.....	854
8. Ricky Pierce.....	850
9. Haywoode Workman.....	847
10. Detlef Schrempf.....	845

OFFENSIVE REBOUNDS

1. Dale Davis.....	354
2. Roy Hibbert.....	194
3. Rik Smits.....	149
4. Antonio Davis.....	147
5. Derrick McKey.....	123
Jeff Foster.....	123
7. Jermaine O'Neal.....	101
8. David West.....	86
9. Reggie Miller.....	77
10. Mark Jackson.....	74
Austin Croshere.....	74

DEFENSIVE REBOUNDS

1. Dale Davis.....	644
2. Rik Smits.....	391
3. Jermaine O'Neal.....	387
4. Paul George	379
5. Reggie Miller.....	339
6. Antonio Davis.....	287
7. David West.....	280
8. Derrick McKey.....	260
9. Mark Jackson.....	258
10. Roy Hibbert.....	256

TOTAL REBOUNDS

1. Dale Davis.....	998
2. Rik Smits.....	540
3. Jermaine O'Neal.....	488
4. Roy Hibbert.....	450
5. Paul George	437
6. Antonio Davis.....	434
7. Reggie Miller.....	416
8. Derrick McKey.....	383
9. David West.....	366
10. Mark Jackson.....	332

REBOUND AVERAGE

MINIMUM 20 GAMES

1. Jermaine O'Neal.....	9.76
2. Dale Davis.....	9.07
3. Roy Hibbert.....	8.33
4. David West.....	7.47
5. Paul George	7.16
6. Lance Stephenson.....	6.55
7. Antonio Davis.....	6.48
8. Ron Artest.....	6.27
9. Jeff Foster.....	5.53
10. Danny Granger.....	5.50

TOP 10, NBA ONLY

ASSISTS

1. Mark Jackson	574
2. Reggie Miller	357
3. Paul George	230
4. Jamaal Tinsley	196
5. Derrick McKey	189
6. George Hill	181
7. Travis Best	164
8. Haywoode Workman	160
9. Jalen Rose	149
10. Lance Stephenson	144

PERSONAL FOULS

1. Rik Smits	419
2. Dale Davis	349
3. Derrick McKey	285
4. Reggie Miller	275
5. Antonio Davis	224
6. Roy Hibbert	195
7. Paul George	195
8. Jermaine O'Neal	188
9. Jalen Rose	165
10. Travis Best	156

DISQUALIFICATIONS

1. Rik Smits	13
2. Ron Artest	5
Antonio Davis	5
4. Dale Davis	4
5. Travis Best	3
Austin Croshere	3
Paul George	3
Jermaine O'Neal	3
9. Roy Hibbert	2
Jamaal Tinsley	2
Michael Williams	2

STEALS

1. Reggie Miller	146
2. Paul George	105
3. Derrick McKey	79
4. Mark Jackson	77
5. Dale Davis	67
6. George Hill	65
7. Rik Smits	51
8. Ron Artest	49
Jamaal Tinsley	49
10. Jalen Rose	46

TURNOVERS

1. Reggie Miller	257
2. Rik Smits	185
3. Mark Jackson	179
4. Paul George	175
5. Dale Davis	135
6. Derrick McKey	132
7. Jermaine O'Neal	130
8. Jalen Rose	109
9. David West	150
10. Roy Hibbert	103

BLOCKED SHOTS

1. Jermaine O'Neal	120
2. Dale Davis	119
3. Roy Hibbert	106
4. Rik Smits	90
5. Antonio Davis	67
6. Derrick McKey	37
7. David West	36
8. Paul George	35
9. Ian Mahinmi	34
Reggie Miller	34

POINTS

1. Reggie Miller	2,972
2. Rik Smits	1,537
3. Paul George	1,122
4. Jermaine O'Neal	903
5. Dale Davis	837
6. Jalen Rose	831
7. David West	757
8. George Hill	736
9. Mark Jackson	701
10. Roy Hibbert	680

SCORING AVERAGE

MINIMUM 15 GAMES

1. Chuck Person	21.93
2. Reggie Miller	20.64
3. Detlef Schrempf	18.73
4. Paul George	18.39
5. Jermaine O'Neal	18.06
6. Ron Artest	17.27
7. Danny Granger	15.64
8. David West	15.45
9. Stephen Jackson	15.21
10. Jalen Rose	15.11

INDIVIDUAL RECORDS

MINUTES PLAYED

MINUTES WERE UNAVAILABLE
IN 1968-69

Pacers (NBA):51
Reggie Miller at New York, OT5/6/93

Pacers (ABA):53
several times (most recent: Don Buse
vs. San Antonio, OT, 4/10/75)

Opponents:56
Kenyon Martin, New Jersey,
2OT5/2/02

FIELD GOALS MADE

Pacers (NBA):16
Chuck Person at Boston4/28/91
Jalen Rose vs. Philadelphia5/6/00
Anthony Johnson vs. NJ5/4/06

Pacers (ABA):18
George McGinnis vs. SA4/12/75
Billy Knight at Denver4/22/75
Billy Knight at Kentucky5/22/75

Opponents:21
Shaquille O'Neal at L.A. Lakers...6/7/00

FIELD GOALS ATTEMPTED

Pacers (NBA):28
Paul George vs. Miami5/28/14

Pacers (ABA):33
Roger Brown vs. Oakland5/3/69

Opponents:37
Dominique Wilkins at Atlanta...4/26/87

FIELD GOAL PERCENTAGE

MINIMUM 8 FGM

Pacers:917
Rik Smits vs. Chicago (11-12).....5/29/98

Opponents:889
Udonis Haslem at Miami (8-9) ...5/30/13

3-PT FIELD GOALS MADE

Pacers (NBA):7
Chuck Person at Boston4/28/91
Reggie Miller at Atlanta4/29/95
Reggie Miller at Philadelphia5/6/00
Paul George at Washington5/11/14

Pacers (ABA):9
Billy Keller vs. San Antonio4/1/74

Opponents:6
Trevor Ariza , Washington5/5/14
Rashard Lewis, Miami5/28/14

3-PT FG ATTEMPTED

Pacers:16
Reggie Miller vs. Milw., OT5/11/99

Opponents:15
Dennis Scott at Orlando5/25/95

3-PT FG PERCENTAGE

Pacers:1.000
Austin Croshere vs. Phil. (4-4).....5/8/00
Fred Jones at Boston (4-4)5/7/05

Opponents:1.000
Trevor Ariza (6-6), Washington...5/5/14

FREE THROWS MADE

Pacers (NBA):17
Reggie Miller at New York4/30/93
Reggie Miller vs. New York5/30/94
Paul George vs. Atlanta4/21/13

Pacers (ABA):17
Freddie Lewis at Kentucky5/3/70

Opponents:21
Paul Pierce, Boston4/19/03

FREE THROWS ATTEMPTED

Pacers (NBA):19
Reggie Miller vs. New York5/30/94

Pacers (ABA):22
George McGinnis vs. SA4/10/75

Opponents:*39
Shaquille O'Neal at L.A. Lakers...6/9/00

FREE THROW PERCENTAGE

Pacers (NBA):1.000
Reggie Miller at NY (17-17)4/30/93

Pacers (ABA):1.000
Freddie Lewis at Ky. (17-17).....5/3/70

Opponents:1.000
Paul Pierce, Boston (21-21).....4/19/03

OFFENSIVE REBOUNDS

Pacers (NBA):11
Jermaine O'Neal at Boston5/1/03

Pacers (ABA):13
George McGinnis at Utah4/17/72

Opponents:11
Patrick Ewing at New York6/5/94
Jonas Valanciunas at Toronto4/16/16

DEFENSIVE REBOUNDS

Pacers (NBA):19
Jermaine O'Neal vs. Bos., OT4/29/03

Pacers (ABA):20
Mel Daniels vs. Denver4/1/73

Opponents:19
Shaquille O'Neal at L.A. Lakers...6/9/00
Ben Wallace, Detroit5/22/04

TOTAL REBOUNDS

Pacers (NBA):22
Jermaine O'Neal vs. Bos., OT4/29/03

Pacers (ABA):27
Mel Daniels vs. Los Angeles5/17/70
Mel Daniels vs. Utah4/22/71

Opponents:24
Shaquille O'Neal at L.A. Lakers...6/9/00

ASSISTS

Pacers:17
Mark Jackson at Cleveland4/27/98

Opponents:15
Glenn Rivers, Atlanta5/1/87
John Bagley at Boston4/25/92

Anfernee Hardaway at Orl.5/25/95
Jason Kidd at New Jersey5/2/06

STEALS

Pacers:7
Haywoode Workman at Orl.4/28/94

Opponents:8
Mookie Blaylock at Atlanta4/29/96

TURNOVERS

Pacers (NBA):8
Mark Jackson at Atlanta5/2/95
Reggie Miller at Cleveland4/30/98

Pacers (ABA):11
George McGinnis vs. SA4/16/75

Opponents:10
Anfernee Hardaway, Orlando5/2/94

BLOCKED SHOTS

Pacers (NBA):9
Roy Hibbert vs. Orlando4/28/12

Pacers (ABA):7
Darnell Hillman at Denver4/22/75

Opponents:6
Patrick Ewing at New York5/24/94
Marcus Camby, New York6/9/99
Dikembe Mutombo at Phil.4/24/01

POINTS

Pacers (NBA):41
Reggie Miller vs. Milwaukee5/4/00
Reggie Miller at Philadelphia4/24/01

Pacers (ABA):53
Roger Brown vs. L.A. Stars5/19/70

Opponents:45
Allen Iverson at Philadelphia4/24/01

*NBA Record

TEAM RECORDS

FIELD GOALS MADE

Pacers High (NBA):	50
at Boston.....	4/28/91
Pacers High (ABA):	53
at Oakland.....	5/2/69
vs. Utah.....	4/22/71
Pacers Low:	21
vs. Boston.....	4/30/05
Opponents High:	50
at Philadelphia.....	3/31/81
Opponents Low:	22
New York.....	5/28/94
at Cleveland.....	4/30/98

FIELD GOALS ATTEMPTED

Pacers High (NBA):	95
at Detroit.....	5/11/05
Pacers High (ABA):	125
vs. Oakland.....	5/3/69
Pacers Low:	56
at Chicago.....	5/31/98
Opponents High:	107
at Boston.....	4/25/92
Opponents Low:	56
at Cleveland.....	4/30/98

FIELD GOAL PERCENTAGE

Pacers High (NBA):603
vs. New York (44-73).....	5/4/93
Pacers High (ABA):607
at Denver (51-84).....	4/22/75
Pacers Low:269
vs. Boston (21-78).....	4/30/05
Opponents High:614
at Miami (43-70).....	5/22/12
Opponents Low:304
Atlanta (28-92).....	5/3/14

3-PT FIELD GOALS MADE

Pacers High:	14
vs. Atlanta.....	4/28/14
Pacers Low:	0
several times (most recent: at Milwaukee, 5/1/00)	
Opponents High:	15
Atlanta.....	4/28/14
Miami.....	5/28/14
Opponents Low:	0
several times (most recent: at Miami, 5/13/12)	

3-PT FG ATTEMPTED

Pacers High:	33
at Milwaukee.....	5/13/99
vs. New York.....	5/11/13
Pacers Low:	3
several times (most recent: at New York, 6/7/99)	
Opponents High:	44
Atlanta.....	5/3/14
Opponents Low:	1
at Philadelphia.....	3/31/81
at Boston.....	4/23/92

3-PT FG PERCENTAGE

MINIMUM TWO 3-PT FGM	
Pacers High:692
at Boston (9-13).....	4/28/91
Pacers Low:000
at Milwaukee (0-13)*.....	5/1/00
Opponents High:714
at New York (10-14).....	5/29/00
Opponents Low:000
at Boston (0-7).....	5/5/91

FREE THROWS MADE

Pacers High (NBA):	39
vs. Boston.....	5/1/91
Pacers High (ABA):	42
at Oakland.....	5/2/69
at Kentucky.....	5/3/70
Pacers Low:	*2
vs. Detroit.....	5/19/05
Opponents High:	37
at Boston.....	4/26/91
Opponents Low:	5
Washington.....	5/7/14

FREE THROWS ATTEMPTED

Pacers High (NBA):	47
vs. Atlanta.....	5/1/87
vs. Boston.....	5/1/91
vs. New York.....	6/1/99
Pacers High (ABA):	58
at Oakland.....	5/2/69
Pacers Low:	7
vs. Detroit.....	5/19/05
Opponents High:	57
at L.A. Lakers.....	6/9/00
Opponents Low:	8
Miami.....	5/28/14

FREE THROW PERCENTAGE

Pacers High (NBA):	1.000
vs. New York (12-12).....	5/23/00
Pacers High (ABA):	1.000
vs. Denver (17-17).....	4/25/75
Pacers Low (NBA):286
vs. Detroit (2-7).....	5/19/05
Opponents High:	1.000
New York (18-18).....	5/18/13
Opponents Low:417
Washington (5-12).....	5/7/14

OFFENSIVE REBOUNDS

Pacers High (NBA):	24
at Boston.....	5/1/03
Pacers High (ABA):	35
vs. Utah.....	4/14/71
Pacers Low:	4
several times (most recent: vs. Washington, 5/13/14)	
Opponents High:	28
at New York.....	6/5/94
Opponents Low:	3
Atlanta.....	4/29/87
Boston.....	4/30/05
at Atlanta.....	5/3/13

DEFENSIVE REBOUNDS

Pacers High (NBA):	46
at Atlanta.....	5/3/13
Pacers High (ABA):	49
at Carolina.....	4/22/70
Pacers Low:	17
vs. Cleveland.....	4/25/98
vs. Chicago.....	5/25/98
Opponents High:	44
Washington.....	5/13/14
Opponents Low:	16
Atlanta.....	5/15/94
New York, OT.....	5/11/95

TOTAL REBOUNDS

Pacers High (NBA):	55
vs. Boston, OT.....	4/29/03
vs. Atlanta.....	5/3/14
Pacers High (ABA):	71
vs. Los Angeles.....	5/15/70
Pacers Low:	23
vs. Washington.....	5/13/14
Opponents High:	62
Washington.....	5/13/14
Opponents Low:	24
New York, OT.....	5/11/95

ASSISTS

Pacers High (NBA):	28
at Boston.....	4/28/91
vs. Atlanta.....	5/15/94
Pacers High (ABA):	35
vs. Denver.....	4/7/73
Pacers Low:	8
vs. Detroit.....	5/24/04
Opponents High:	35
at Philadelphia.....	3/31/81
Opponents Low:	9
vs. Miami.....	5/17/12

TEAM RECORDS

PERSONAL FOULS

Pacers High:	38
at L.A. Lakers	6/9/00
Pacers Low:	15
vs. Washington	5/7/14
vs. Miami	5/18/14
Opponents High:	40
New York	6/1/99
Opponents Low:	11
at Miami	5/30/13

DISQUALIFICATIONS

Pacers High:	3
at New Jersey, 2OT	5/2/02
Opponents High:	3
New York	6/1/99

STEALS

Pacers High:	19
at Boston	4/25/04
Pacers Low:	0*
vs. Orlando	5/27/95
vs. Philadelphia	5/2/01
Opponents High:	17
New York	6/3/94
Opponents Low:	1
at New York	5/21/95

TURNOVERS

Pacers High:	35
at New York	5/9/95
Pacers Low:	4
at L.A. Lakers	6/9/00
Opponents High:	26
New York	5/30/94
at Boston	4/25/04
Opponents Low:	5
at L.A. Lakers	6/19/00
at New Jersey	4/23/06
Miami	5/26/13

BLOCKED SHOTS

Pacers High (NBA):	13
vs. Atlanta	5/3/14
Pacers High (ABA):	14
at Denver	4/9/72
Pacers Low:	0
several times (most recent:	
at Orlando, 5/23/95)	
Opponents High:	19
Detroit	5/24/04
Opponents Low:	0
at Atlanta	5/2/95
Milwaukee	5/4/00
New York	5/18/13

POINTS

Pacers High (NBA):	130
at Boston	4/28/91
Pacers High (ABA):	150
at Oakland	5/2/69
Pacers Low:	65
vs. Detroit	5/30/04
at Detroit	6/1/04
Opponents High:	127
at Boston	4/26/91
Opponents Low:	63
at Washington	5/9/14

*Tied NBA Record

NOTE: The Indiana Pacers joined the NBA for the 1976-77 season.

INDIVIDUAL PERFORMANCES

TRIPLE-DOUBLES

PACERS

1. Mark Jackson vs. New York, 5/13/98.....22 points, 14 rebounds, 13 assists
2. Paul George vs. Atlanta, 4/21/1323 points, 11 rebounds, 12 assists

OPPONENTS

1. Larry Bird at Boston, 4/26/91.....21 points, 12 rebounds, 12 assists
2. Mookie Blaylock at Atlanta, 5/12/94..... 11 points, 10 rebounds, 13 assists
3. Mookie Blaylock at Atlanta, 5/17/94.....14 points, 10 rebounds, 13 assists
4. LeBron James at Miami, 5/22/1330 points, 10 rebounds, 10 assists

DOUBLE-DOUBLES

DOUBLE-DOUBLES ARE CURRENT PLAYERS, PACERS' STATS ONLY, PLAYOFFS ONLY

PAUL GEORGE

1. at Miami, 5/15/1210 points, 11 rebounds
2. vs. Miami, 5/24/12.....11 points, 10 rebounds
3. at Atlanta, 4/29/13.....21 points, 12 rebounds
4. vs. Atlanta, 5/1/13.....21 points, 10 rebounds
5. vs. New York, 5/14/13.....18 points, 14 rebounds
6. at Miami, 5/30/13.....27 points, 11 rebounds
7. vs. Atlanta, 4/19/14.....24 points, 10 rebounds
8. vs. Atlanta, 4/22/14.....27 points, 10 rebounds
9. at Atlanta, 4/24/14.....12 points, 14 rebounds
10. at Atlanta, 4/26/14.....24 points, 10 rebounds
11. vs. Atlanta, 4/28/14.....26 points, 12 rebounds
12. vs. Atlanta, 5/3/1430 points, 11 rebounds
13. at Washington, 5/11/1439 points, 12 rebounds
14. vs. Toronto, 4/21/16.....25 points, 10 rebounds
15. vs. Toronto, 4/29/1621 points, 11 rebounds
16. at Toronto, 5/1/1626 points, 12 rebounds

SCORING BY QUARTERS

AMERICAN BASKETBALL ASSOCIATION

FIRST QUARTER

Pacers High:	38	at Los Angeles.....	5/18/70
		vs. Utah	4/12/71
Pacers Low:	11	at Kentucky.....	4/12/76
Opponents High:	41	at Kentucky.....	4/8/76
Opponents Low:	12	vs. San Antonio	4/12/74

SECOND QUARTER

Pacers High:	41	at Denver	4/22/75
Pacers Low:	15	vs. San Antonio	4/12/74
Opponents High:	37	at Los Angeles.....	5/19/70
Opponents Low:	15	vs. Denver	4/8/72

THIRD QUARTER

Pacers High:	45	at Los Angeles.....	5/19/70
Pacers Low:	14	at Kentucky.....	4/28/73
Opponents High:	48	at Pittsburgh.....	3/27/68
Opponents Low:	11	at Kentucky.....	5/12/73

FOURTH QUARTER

Pacers High:	41	at Oakland.....	5/2/69
		at Utah	4/20/71
Pacers Low:	16	vs. Denver	4/14/72
		vs. Kentucky	5/5/73
Opponents High:	46	vs. Miami	4/20/69
Opponents Low:	13	at Denver	4/27/75

OVERTIME

Pacers High:	16	vs. San Antonio	4/10/75
Pacers Low:	6	vs. Los Angeles.....	5/23/70
Opponents High:	16	vs. Oakland.....	5/3/69
Opponents Low:	6	vs. San Antonio	4/10/75

FIRST HALF

Pacers High:	73	at Oakland.....	5/2/69
Pacers Low:	29	vs. San Antonio	4/12/74
Opponents High:	71	at Pittsburgh.....	3/25/68
Opponents Low:	34	vs. Denver	4/8/72

SECOND HALF

Pacers High:	79	at Los Angeles.....	5/19/70
Pacers Low:	41	at San Antonio	4/4/74
Opponents High:	78	at Pittsburgh.....	3/27/68
Opponents Low:	37	vs. San Antonio	4/12/74

NATIONAL BASKETBALL ASSOCIATION

FIRST QUARTER

Pacers High:	39	vs. L. A. Lakers	6/16/00
Pacers Low:	13	vs. New York	5/5/98
		vs. Detroit.....	5/15/05
		at Miami.....	5/30/14
Opponents High:	38	at Philadelphia	3/31/81
Opponents Low:	11	at Detroit.....	6/1/04
		vs. Detroit.....	5/13/05

SECOND QUARTER

Pacers High:	35	vs. Boston.....	4/17/04
Pacers Low:	10	at Detroit.....	6/1/04
Opponents High:	41	Atlanta	4/28/14
Opponents Low:	8	vs. New York	5/31/00

THIRD QUARTER

Pacers High:	38	vs. New York	5/4/93
Pacers Low:	11	at New Jersey	4/20/02
		vs. Detroit.....	5/24/04
		at Detroit.....	5/17/05
Opponents High:	42	at Boston	5/5/91
Opponents Low:	11	at Detroit.....	5/28/04

FOURTH QUARTER

Pacers High:	38	vs. Boston.....	4/20/04
Pacers Low:	9	at Toronto.....	4/26/16
Opponents High:	39	at Miami.....	5/22/12
Opponents Low:	10	at Boston	4/25/05

OVERTIME

Pacers High:	16	at New York.....	5/10/98
Pacers Low:	2	at New Jersey	5/2/02
Opponents High:	17	at Boston	4/25/92
Opponents Low:	0*	vs. Boston.....	4/29/03

FIRST HALF

Pacers High:	65	vs. Orlando	6/2/95
		vs. Boston.....	4/17/04
Pacers Low:	30	at Detroit.....	5/26/04
		at Atlanta	4/27/13
Opponents High:	70	Miami.....	5/26/13
Opponents Low:	27	at Detroit.....	6/1/04

SECOND HALF

Pacers High:	67	vs. New York	5/4/93
Pacers Low:	24	vs. Detroit.....	5/24/04
Opponents High:	71	at Boston	4/23/92
Opponents Low:	26	at Philadelphia	4/21/01

*NBA Record

TEAM STATISTICS

OFFENSE

YEAR	G	3-POINT						OR	DR	TR	AVG	AST	PF-DQ	ST	TO	BS	PTS	AVG
		FGM-FGA	PCT	FGM-FGA	PCT	FTM-FTA	PCT											
1967-68	3	135-295	.458	5-29	.172	74-98	.755	—	—	170	56.7	65	93-4	—	54	—	349	116.3
1968-69	17	766-1736	.441	25-96	.260	490-688	.712	—	—	968	56.9	324	489-12	—	269	—	2047	120.4
1969-70	15	626-1427	.439	42-149	.282	425-562	.756	289	576	865	57.7	309	375-5	—	243	—	1719	114.6
1970-71	11	445-1048	.425	45-166	.271	256-332	.771	210	366	576	52.4	236	239-5	—	154	—	1191	108.3
1971-72	20	825-1816	.454	53-167	.317	464-629	.738	370	647	1017	50.9	383	479-7	—	288	—	2167	108.4
1972-73	18	698-1617	.432	27-112	.241	425-559	.760	334	610	944	52.4	373	461-3	99	287	79	1848	102.7
1973-74	14	526-1188	.443	41-123	.333	300-398	.754	222	423	645	46.1	279	312-5	114	192	54	1393	99.5
1974-75	18	767-1645	.466	53-165	.321	372-504	.738	291	586	877	48.7	399	433-5	157	288	103	1959	108.8
1975-76	3	123-268	.459	8-25	.320	63-78	.808	47	93	140	46.7	78	71-0	31	48	11	317	105.7
1980-81	2	75-182	.412	2-6	.333	41-57	.719	37	56	93	46.5	46	51-0	22	39	5	193	96.5
1986-87	4	138-288	.479	3-18	.167	101-146	.692	39	115	154	38.5	85	112-2	20	59	6	380	95.0
1989-90	3	105-228	.461	5-23	.217	60-73	.822	33	76	109	36.3	52	77-0	11	44	7	275	91.7
1990-91	5	209-424	.493	26-58	.448	148-177	.836	53	131	184	36.8	121	145-4	39	75	21	592	118.4
1991-92	3	111-242	.459	20-45	.444	81-103	.786	28	77	105	35.0	70	83-1	26	40	12	323	107.7
1992-93	4	148-300	.493	16-41	.390	99-126	.786	38	106	144	36.0	96	101-2	24	62	16	411	102.8
1993-94	16	532-1195	.445	59-155	.381	321-443	.725	214	434	648	40.5	347	396-2	147	285	67	1444	90.3
1994-95	17	577-1257	.459	94-261	.360	429-557	.770	227	477	704	41.4	351	459-4	93	267	58	1677	98.6
1995-96	5	162-368	.440	17-57	.298	94-122	.770	70	141	211	42.2	86	116-1	42	93	16	435	87.0
1997-98	16	512-1113	.460	87-232	.375	357-470	.760	148	416	564	35.3	306	397-8	115	234	79	1468	91.8
1998-99	13	426-965	.441	85-234	.363	280-367	.763	151	388	539	41.5	269	337-4	86	206	67	1217	93.6
1999-00	23	804-1814	.443	164-433	.379	484-585	.827	232	700	932	40.5	468	538-7	125	267	107	2256	98.1
2000-01	4	131-329	.398	25-73	.342	62-75	.827	47	112	159	39.8	83	94-2	19	50	18	349	87.3
2001-02	5	174-380	.458	24-59	.407	86-113	.761	42	169	211	42.2	106	125-3	41	91	20	458	91.6
2002-03	6	181-466	.388	31-106	.292	154-195	.790	79	202	281	46.8	119	141-3	42	85	35	547	91.2
2003-04	16	491-1202	.408	95-285	.333	291-397	.733	173	501	674	42.1	286	376-6	139	217	100	1368	85.5
2004-05	13	375-949	.395	73-231	.316	269-343	.784	142	379	521	40.1	234	286-1	105	196	77	1092	84.0
2005-06	6	187-422	.443	40-117	.342	122-163	.748	50	174	224	37.3	107	149-2	36	95	27	536	89.3
2010-11	5	164-401	.409	29-77	.377	94-122	.770	65	127	192	38.4	80	115-0	41	76	28	451	90.2
2011-12	11	371-874	.424	63-197	.320	195-253	.771	136	348	484	44.0	179	242-3	76	166	60	1000	90.9
2012-13	19	612-1413	.433	119-364	.347	104-542	.740	242	624	866	45.6	332	426-4	104	312	84	1744	91.8
2013-14	19	639-1416	.451	139-366	.380	323-444	.727	156	594	750	39.5	357	394-1	134	258	80	1740	91.6
2015-16	7	231-524	.441	57-149	.383	137-167	.820	64	211	275	39.3	127	156-0	53	101	39	656	93.7

TEAM STATISTICS

DEFENSE

YEAR	G	FGM-FGA	PCT	3-POINT		FTM-FTA	PCT	OR	DR	TR	AVG	AST	PF-DQ	ST	TO	BS	PTS	AVG
				FGM-FGA	PCT													
1967-68	3	149-289	.516	9-33	.273	93-140	.664	—	—	164	54.7	67	79-2	—	43	—	400	133.3
1968-69	17	720-1661	.433	35-109	.321	508-681	.746	—	—	950	55.9	288	504-14	—	300	—	1983	116.6
1969-70	15	636-1452	.438	40-133	.301	300-420	.714	279	532	811	54.1	333	424-9	—	271	—	1612	107.5
1970-71	11	478-1051	.455	11-47	.234	219-276	.793	223	402	625	56.8	268	254-2	—	171	—	1186	107.8
1971-72	20	858-1807	.475	19-72	.264	410-558	.735	353	649	1002	50.1	416	532-5	—	324	—	2145	107.3
1972-73	18	704-1599	.440	16-80	.200	388-525	.739	292	590	882	49.0	372	485-11	81	304	90	1812	100.7
1973-74	14	590-1226	.481	9-37	.243	226-296	.764	226	451	677	48.4	292	349-14	97	203	52	1415	101.1
1974-75	18	796-1703	.467	11-54	.204	388-475	.817	328	591	919	51.1	426	455-14	133	299	73	1951	108.4
1975-76	3	134-284	.472	0-7	.000	47-68	.691	63	94	157	52.3	84	77-4	23	57	23	315	105.0
1980-81	2	92-173	.532	0-3	.000	36-57	.632	24	69	93	46.5	56	52-0	22	40	19	220	110.0
1986-87	4	143-294	.486	4-17	.235	102-144	.708	42	117	159	39.8	103	112-0	25	58	19	392	98.0
1989-90	3	122-253	.482	5-13	.385	63-79	.797	44	79	123	41.0	64	75-0	16	36	11	312	104.0
1990-91	5	215-418	.514	4-24	.167	160-194	.825	59	147	206	41.2	123	136-0	46	80	20	594	118.8
1991-92	3	132-273	.484	2-6	.333	79-103	.767	53	98	151	50.3	75	75-2	23	37	13	345	115.0
1992-93	4	159-333	.477	15-37	.405	77-112	.688	63	119	182	45.5	107	108-2	39	60	16	410	102.5
1993-94	16	510-1199	.425	69-201	.343	309-437	.707	227	396	623	38.9	337	398-2	143	280	92	1398	87.4
1994-95	17	590-1243	.475	152-357	.426	325-490	.663	179	426	605	35.6	362	466-5	132	237	89	1657	97.5
1995-96	5	162-381	.425	39-99	.394	77-108	.713	74	114	188	37.6	86	114-1	49	79	35	440	88.0
1997-98	16	512-1164	.440	64-182	.352	344-474	.726	201	429	630	39.4	305	420-8	139	248	58	1432	89.5
1998-99	13	435-1005	.433	40-141	.284	260-349	.745	154	346	500	38.5	221	355-7	107	171	58	1170	90.0
1999-00	23	844-1857	.454	98-283	.346	409-594	.689	259	691	950	41.3	452	550-6	142	266	102	2195	95.4
2000-01	4	136-321	.424	13-44	.295	89-113	.788	58	131	189	47.3	84	86-0	30	44	23	374	93.5
2001-02	5	178-415	.429	16-60	.267	85-118	.720	54	153	207	41.4	91	112-1	41	74	32	457	91.4
2002-03	6	203-471	.431	57-149	.383	118-147	.803	53	190	243	40.5	121	152-3	46	75	24	581	96.8
2003-04	16	462-1164	.397	59-192	.307	314-405	.775	172	506	678	42.4	271	367-3	104	249	101	1297	81.1
2004-05	13	421-974	.432	59-190	.311	229-304	.753	150	395	545	41.9	238	295-4	101	187	86	1130	86.9
2005-06	6	202-451	.448	28-97	.289	126-158	.797	63	166	229	38.2	140	151-3	43	71	19	558	93.0
2010-11	5	167-402	.415	37-105	.352	117-144	.813	74	158	232	46.4	99	111-1	41	81	38	488	97.6
2011-12	11	366-852	.430	68-213	.319	185-257	.720	115	320	435	39.5	178	224-1	75	147	61	985	89.5
2012-13	19	638-1491	.428	134-377	.355	331-439	.754	189	505	694	36.5	323	471-8	141	218	89	1741	91.6
2013-14	19	636-1461	.435	168-476	.353	319-412	.774	177	582	759	39.9	352	410-2	130	258	82	1759	92.6
2015-16	7	227-577	.393	50-177	.282	142-186	.763	103	208	311	44.4	113	152-2	53	97	32	646	92.3





ALL-TIME RESULTS

1967-68

PLAYER	G	MIN	3-POINT			FTM-FTA	PCT	OR	DR	TR	AST	PF-DQ	TO	PTS	AVG
			FGM-FGA	PCT	FGM-FGA	PCT									
Freddie Lewis	76	2921	542-1287	.421	16-74	.220	465-583	.798	152	288	440	183	217-2	209	1565 20.6
Roger Brown	76	2974	544-1286	.423	14-54	.259	390-517	.754	25	388	647	327	296-10	265	1492 19.6
Bob Netolicky	71	2385	468-928	.504	0-1	.000	220-369	.596	320	499	819	69	162-0	143	1156 16.3
Reggie Harding	25	840	142-314	.452	0-1	.000	52-90	.578	82	252	334	53	59-0	77	336 13.4
Oliver Darden	77	2045	371-831	.447	0-1	.000	180-270	.667	185	342	527	69	277-2	140	922 12.0
Jimmy Rayl	74	2193	317-819	.387	57-175	.326	195-243	.803	38	200	238	210	197-1	193	886 12.0
Bobby Joe Edmonds	72	1338	213-488	.437	1-6	.167	150-229	.655	133	241	374	29	183-4	123	577 8.0
Jerry Harkness	71	1241	172-394	.437	1-5	.200	152-223	.682	81	112	193	129	109-1	77	497 7.0
George Peeples	65	1203	138-339	.407	0-3	.000	115-188	.612	126	252	378	29	136-1	71	391 6.0
Ron Bonham	42	426	80-210	.381	0-2	.000	85-105	.809	26	31	57	14	36-0	32	245 5.8
Jim Dawson	21	288	46-133	.346	1-7	.143	25-43	.581	10	11	21	32	16-0	16	118 5.6
Matt Aitch	45	637	100-247	.405	0-2	.000	52-77	.675	54	106	160	18	69-1	37	252 5.6
Ron Kozliski	37	354	41-121	.339	6-29	.207	21-34	.618	30	39	69	14	31-0	19	109 3.0
PACERS	78	18845	3174-7397	.425	96-360	.267	2102-2971	.708	1496	2761	4257	1176	1788-22	1402	8546 109.6
OPPONENTS	78	18845	3311-7844	.422	141-417	.338	1767-2473	.715	1084	3047	4131	1257	2013-46	1290	8530 109.4

1967-68 SEASON (38-40)

OCTOBER

14	Kentucky	W	117-95
18	Anaheim	W	106-103
20	at Kentucky	W	106-99
21	at New Orleans	W	114-111
22	at Dallas	W	121-101
26	at Oakland	L	114-118
27	at Oakland ¹	W	119-105

NOVEMBER

1	New Jersey	W	123-113
2	at Minnesota	L	84-109
6	at Kentucky	W	105-95
7	at Pittsburgh	W	100-83
8	New Orleans	W	109-101
11	Dallas	W	126-103
12	at Denver	L	103-110
13	at Dallas	W	119-118
15	Oakland	W	119-110
16	Pittsburgh	L	90-116
22	Dallas	L	111-112
25	Houston	W	124-88
26	at Minnesota	L	99-121

DECEMBER

2	Anaheim	W	132-117
3	at Pittsburgh	L	100-103
5	New Jersey ²	W	121-106
6	at Kentucky	W	100-97 OT
7	Denver	W	110-99
9	New Orleans	L	101-110
10	at Houston	L	87-107
11	at Dallas	L	114-119
13	Minnesota ³	L	99-113
16	Pittsburgh	L	117-122
18	at Denver	L	104-126
19	at Oakland ⁴	L	128-129
20	at Anaheim ⁵	W	144-142
23	Minnesota	L	101-104
26	New Jersey	W	117-107
28	Dallas	L	125-127 OT
30	Kentucky	W	124-80
31	at Pittsburgh	L	106-121

JANUARY

2	at Denver	L	80-98
3	at Anaheim	L	111-122
5	at Anaheim	L	121-124
6	Houston	W	103-97
7	at Minnesota	L	106-109
10	Minnesota	W	105-79
11	at Pittsburgh	L	115-128
13	Pittsburgh	W	113-99
14	at Houston	L	87-92
15	at New Orleans	L	107-108
17	Pittsburgh	L	101-137
19	at New Jersey	L	110-122
20	at New Jersey	L	96-106
21	at Minnesota	L	88-103
22	at Kentucky	L	91-100
27	Minnesota	W	115-108 OT
31	Pittsburgh ⁶	W	119-113

FEBRUARY

2	at New Jersey	W	113-103
6	at Pittsburgh	W	113-100
7	New Jersey	W	106-105
8	Denver ²	L	91-98
10	at New Jersey	L	112-124
11	at Kentucky	L	90-103
13	Oakland	W	120-109
14	at Minnesota	L	96-99
15	Minnesota ⁷	L	101-122
17	Houston	W	115-99
19	Kentucky ⁸	L	129-134
21	Denver	W	123-110
25	Kentucky	W	100-93
28	Oakland	W	122-116 2OT

MARCH

2	Anaheim	W	124-119
4	New Orleans ⁹	L	118-128
5	at New Jersey	L	111-121
7	at Houston	L	104-115
9	New Jersey	W	120-99
10	at New Orleans	W	113-105
13	Minnesota	W	116-106
15	Kentucky	L	96-108
22	at Kentucky	L	106-119

PLAYOFFS

FIRST ROUND

25	at Pittsburgh	L	127-146
26	Pittsburgh	L	108-121
27	at Pittsburgh	L	114-133

¹ at San Jose, Calif.

² at Kokomo, Ind.

³ at New Castle, Ind.

⁴ at Richmond, Calif.

⁵ at Fresno, Calif.

⁶ at Shelbyville, Ind.

⁷ at Dayton, Ohio

⁸ at Madison, Ind.

⁹ at Ft. Wayne, Ind.

1968-69

PLAYER	G	GS	MIN	3-POINT			FTM-FTA	PCT	OR	DR	TR	AST	PF-DQ	TO	PTS	AVG
				FGM-FGA	PCT	PCT										
Mel Daniels	76	72	2934	712-1492	.477	0-4 .000	400-662	.604	---	---	1256	116	276-8	272	1824	24.0
Roger Brown	75	57	2658	558-1153	.484	5-16 .313	442-563	.785	---	---	510	345	281-11	215	1573	21.0
Freddie Lewis	78	75	3055	550-1217	.452	22-83 .265	419-510	.822	---	---	374	346	289-5	224	1585	20.3
Bob Netolicky	78	67	2721	583-1140	.511	0-5 .000	306-491	.623	---	---	798	87	231-4	178	1472	18.9
Ron Perry	27	23	865	104-245	.424	33-91 .363	58-70	.829	---	---	73	97	108-3	67	365	13.5
Steve Chubin	24	9	725	100-239	.418	1-6 .167	129-162	.796	---	---	95	125	104-1	86	332	13.8
Jerry Harkness	10	6	272	31-67	.463	0-0 .000	30-47	.638	---	---	34	21	27-0	20	92	9.2
Jimmy Rayl	27	8	567	38-110	.345	34-92 .370	61-68	.897	---	---	67	63	80-2	50	239	8.9
Mike Lewis	24	3	457	75-161	.469	0-1 .000	47-68	.691	---	---	181	29	68-1	49	197	8.2
Jay Miller	41	7	494	103-229	.450	0-0 .000	77-112	.688	---	---	81	20	65-2	55	283	6.9
Don Dee	58	19	989	138-386	.358	0-1 .000	56-75	.747	---	---	292	33	179-9	72	332	5.7
Tom Thacker	18	1	346	40-115	.348	0-2 .000	18-31	.581	---	---	67	52	51-0	26	98	5.4
George Peoples	64	11	1111	122-278	.439	0-0 .000	101-142	.711	---	---	358	33	137-2	73	345	5.4
John Fairchild	52	8	582	91-231	.394	10-29 .345	73-103	.709	---	---	111	28	90-0	59	285	5.5
Bob Hooper	54	20	955	108-239	.452	4-32 .125	43-59	.729	---	---	109	142	91-0	52	271	5.0
Phil Wagner	12	4	180	10-37	.270	1-4 .250	13-17	.765	---	---	23	14	28-0	18	36	3.0
Jack Thompson	2	0	5	1-2	.500	0-1 .000	0-0	.000	---	---	1	2	0-0	2	2	1.0
Harry Joyner	2	0	5	0-0	.000	0-0 .000	0-0	.000	---	---	1	0	1-0	0	0	0.0
PACERS	78	390	18920	3364-7341	.458	110-368 .299	2273-3180	.715	---	---	4431	1553	2106-48	1518	9331	119.8
OPPONENTS	78	390	18920	3215-7323	.439	141-506 .279	2157-2939	.734	---	---	4288	1469	2172-54	1450	9010	115.5

1968-69 SEASON (44-34)

OCTOBER

18	Oakland	L	133-144
23	Kentucky	L	108-112
26	at Kentucky	L	119-122
31	Denver	W	122-100

NOVEMBER

2	Houston	L	100-102
4	Minnesota	L	120-121
6	at Denver	L	107-109 OT
7	at Oakland	L	128-153
9	at Los Angeles	W	112-107
15	at Minnesota	L	95-105
17	at New York	W	114-91
19	at Dallas	L	107-110
20	at Houston	W	106-94
21	at New Orleans	L	117-129
23	at Miami	L	107-126
25	at Miami	L	121-126 2OT
27	Dallas	L	100-106
29	Los Angeles	W	108-103

DECEMBER

2	at Miami	L	104-109
4	at Kentucky	L	110-112
5	New Orleans	W	118-115
10	at New York	L	102-117
11	Miami	W	117-100
13	at Kentucky	W	115-107
14	Houston	W	112-103
17	at Minnesota	L	109-111
18	Miami	W	122-118 OT
21	Kentucky	W	114-97
22	at New York	W	125-110
23	at Miami	L	109-118
26	Minnesota	W	134-133 OT
28	Oakland	L	121-129
30	Kentucky	W	100-93
31	New York	W	123-105

JANUARY

3	New Orleans	W	126-112
4	Minnesota	W	103-102
5	at Houston	W	107-101
7	at New Orleans	W	120-108
8	at Kentucky	L	97-109
10	at Minnesota	L	119-122
11	New Orleans	W	128-114
14	at Houston	W	116-113
15	at Dallas	L	120-127 OT
16	New York	W	96-94
18	Los Angeles	L	128-129 OT
20	Kentucky	W	141-129
22	Miami	W	140-117
25	Denver	W	131-122
29	at Denver	L	128-131
30	Oakland	L	143-146 OT
31	at Minnesota	W	117-110

FEBRUARY

1	Los Angeles	W	172-141
2	at Miami	L	113-130
4	at New Orleans	W	138-117
5	Denver	W	125-109
8	Oakland	L	103-118
9	at Minnesota	W	119-118
14	at Denver	L	103-112
15	Dallas	L	116-121
16	at New York	L	96-112
18	Minnesota	W	140-133
21	at Dallas	L	116-120
22	Kentucky	L	108-111
25	Miami	W	128-123
26	at New York	W	113-104

MARCH

2	Houston	W	133-128
5	Dallas	W	131-96
7	New York	W	143-124
9	Miami	W	128-123
11	at New York	W	122-112
13	New York	W	125-87
16	Minnesota	W	144-113
18	New York	W	143-114
23	Minnesota	W	132-113
25	at Los Angeles	W	140-124
26	at Los Angeles	W	134-123
27	at Oakland	L	110-122

APRIL

2	at Kentucky	L	127-132
---	-------------	---	---------

PLAYOFFS

FIRST ROUND

8	Kentucky	L	118-128
9	Kentucky	W	120-115
10	at Kentucky	L	111-130
13	at Kentucky	L	104-105 OT
14	Kentucky	W	116-97
15	at Kentucky	W	107-89
17	Kentucky	W	120-111

EASTERN DIVISION FINALS

20	Miami	W	126-110
22	Miami	W	131-116
23	at Miami	W	119-105
25	at Miami	L	110-114
26	Miami	W	127-105

CHAMPIONSHIP

30	at Oakland	L	114-123
----	------------	---	---------

MAY

2	at Oakland	W	150-122
3	Oakland	L	126-134 OT
5	Oakland	L	117-144
7	at Oakland	L	131-135 OT

1969-70

PLAYER	G	MIN	3-POINT			FTM-FTA	PCT	OR	DR	TR	AST	PF-DQ	TO	PTS	AVG
			FGM-FGA	PCT	FGM-FGA	PCT									
Roger Brown	84	3495	719-1444	.498	40-120	.333	457-562	.813	178	442	620	392	308-3	229	1935 23.0
Bob Netelicky	82	3222	673-1393	.483	2-7	.286	343-502	.683	337	539	876	123	211-2	185	1691 20.6
Mei Daniels	83	3039	613-1295	.473	0-2	.000	330-489	.675	423	1039	1462	131	309-7	307	1556 18.8
Freddie Lewis	81	2877	448-1065	.421	47-177	.266	383-485	.790	118	159	277	289	294-5	190	1326 16.4
John Barnhill	77	2374	325-824	.394	71-272	.261	158-238	.664	60	113	173	312	198-2	157	879 11.4
Art Becker	82	1504	309-593	.521	0-1	.000	111-137	.810	110	269	379	45	249-8	61	729 8.9
Billy Keller	82	1482	252-634	.397	42-154	.273	164-193	.850	75	99	174	235	153-0	115	710 8.6
Barry Orms	9	143	17-40	.425	0-3	.000	17-26	.654	13	24	37	13	30-1	8	51 5.7
Oliver Darden	26	288	47-121	.388	1-4	.250	16-23	.696	22	68	90	13	48-0	25	111 4.3
Steve Chubin	32	381	41-93	.441	2-4	.500	50-60	.833	23	18	41	69	73-1	63	134 4.2
Jay Miller	52	415	75-167	.449	0-1	.000	41-57	.719	43	37	80	16	63-2	28	191 3.7
Tom Thacker	70	1016	70-212	.330	10-39	.256	38-69	.551	91	120	211	185	177-2	115	188 2.7
Dick Grubar	2	8	2-3	.667	0-0	.000	0-0	.000	0	0	0	1	1-0	0	4 2.0
John Fairchild	3	26	1-6	.167	0-0	.000	1-2	.500	1	8	9	2	8-0	1	3 1.0
Bobby Joe Edmonds	3	12	1-5	.200	0-0	.000	1-3	.333	2	2	4	0	0-0	1	3 1.0
Gerald McKee	1	3	0-1	.000	0-0	.000	0-0	.000	0	0	0	0	0-0	0	0 0.0
PACERS	84	20285	3593-7896	.455	215-784	.274	2110-2846	.741	1496	2917	4413	1826	2124s-33	1470	9511 113.2
OPPONENTS	84	20285	3568-8181	.436	125-507	.247	1959-2731	.717	1715	2857	4572	1726	2224-47	1512	9220 109.8

1969-70 SEASON (59-25)

OCTOBER

17	Miami	W	126-116
18	Los Angeles	L	123-126
22	Denver	W	117-107
25	Carolina	W	129-112
29	Pittsburgh	W	129-113
30	at Washington	W	123-121 OT

NOVEMBER

1	Carolina	W	114-109
5	at New York	W	104-98
7	New York	W	118-108
8	Denver	W	99-96
10	Kentucky	L	100-110
12	at Carolina	W	130-111
13	at Miami	W	115-109
15	at Kentucky	W	115-111 OT
16	at Los Angeles	W	129-113
18	at Denver	W	108-105
26	Miami	W	123-114
28	at New York	L	113-121 OT

DECEMBER

3	Miami	W	126-117
4	Dallas	L	103-112
7	at Los Angeles	W	108-99
10	at Pittsburgh	W	97-91
11	at Kentucky	W	115-96
13	Dallas	L	101-106
16	at Dallas	W	108-104
17	at Miami	W	101-100
19	at Carolina	W	92-88
20	Pittsburgh	W	137-115
27	Washington	W	118-113
29	New Orleans	W	94-89
30	at Miami	W	118-109
31	Kentucky	W	112-100

JANUARY

2	New York	L	112-125
4	at Carolina	W	121-113
5	at New Orleans	W	96-92
6	at Miami	L	100-103
8	at Kentucky	W	118-105
9	at New York	W	111-104
10	New Orleans	W	105-94
15	Carolina	L	93-100
18	at New York	W	129-111
19	at Kentucky	W	108-106
21	Kentucky	W	97-90
25	at New York	L	83-96
27	New Orleans	W	88-87
29	Los Angeles	W	127-123
31	Pittsburgh	L	112-116

FEBRUARY

1	at Denver	W	118-105
3	at Dallas	L	122-126
4	New York	L	92-102
6	Kentucky	W	102-100
7	Miami	W	122-115
8	at Kentucky	W	109-107 OT
11	Washington	W	142-132
12	at Pittsburgh	W	119-106
14	Los Angeles	W	109-103
15	at Washington	L	111-120
19	at Miami	L	102-107
20	at Carolina	L	90-101
21	at Pittsburgh	W	130-110
27	at Denver	L	100-132

MARCH

1	at Los Angeles	L	105-108
4	New York	W	105-97
5	at Washington	W	123-110
6	Miami	W	119-116
8	Dallas	W	131-114
11	Pittsburgh	W	122-120 OT
13	Kentucky	W	125-106
15	Carolina	W	114-110
18	Denver	L	112-128
20	Pittsburgh	W	119-114
22	New York	W	114-97

25	Carolina	L	107-121
27	at Pittsburgh	W	115-111
30	at New Orleans	L	106-120
31	at Dallas	L	119-145

APRIL

2	at Kentucky	L	94-112
4	at Pittsburgh	W	132-116
5	New York	L	99-104
10	at Carolina	L	107-116
11	Washington	W	125-119
12	Pittsburgh	W	177-135
13	at New Orleans	L	110-120
15	at Miami	W	118-111

PLAYOFFS

EASTERN DIVISION SEMIFINALS

18	Carolina	W	123-105
19	Carolina	W	103-98
22	at Carolina	W	115-106
24	at Carolina	W	110-106

MAY

EASTERN DIVISION FINALS

1	Kentucky	L	110-114 OT
2	Kentucky	W	121-110
3	at Kentucky	W	114-110
5	at Kentucky	W	111-103
6	Kentucky	W	117-103

CHAMPIONSHIP

15	Los Angeles	W	109-93
17	Los Angeles	W	114-111
18	at Los Angeles	L	106-109
19	at Los Angeles	W	142-120
23	Los Angeles	L	113-117 OT
25	at Los Angeles	W	111-107

1970-71

PLAYER	G	MIN	FGM-FGA		3-POINT		FTM-FTA		OR	DR	TR	AST	PF-DQ	TO	PTS	AVG
			PCT		PCT		PCT									
Mel Daniels	82	3170	698-1357	.514	1-13	.077	326-480	.679	394	1081	1475	178	292-8	230	1723	21.0
Roger Brown	82	3364	610-1266	.482	63-223	.283	407-512	.795	176	393	569	395	289-5	232	1690	20.6
Freddie Lewis	81	3034	547-1241	.441	59-194	.304	372-461	.807	169	167	336	433	249-1	202	1525	18.8
Bob Netolicky	82	3137	651-1305	.499	2-8	.250	237-333	.712	267	507	774	104	192-2	138	1541	18.8
Billy Keller	83	2490	417-980	.426	84-230	.365	267-308	.867	81	159	240	437	170-1	196	1185	14.3
Warren Armstrong	62	1586	227-554	.410	47-163	.288	181-238	.761	68	230	298	214	205-4	190	682	11.0
Art Becker	51	840	187-376	.497	4-6	.667	62-69	.899	69	148	217	22	153-1	43	440	8.6
Don Sidle	30	528	86-157	.548	2-4	.500	49-74	.662	73	74	147	31	66-1	33	223	7.4
Rick Mount	66	832	149-402	.371	23-79	.291	116-145	.800	28	43	71	107	127-0	78	437	6.6
John Barnhill	43	619	80-241	.332	14-75	.187	42-61	.689	24	38	62	83	51-0	37	216	5.0
Earle Higgins	53	467	104-223	.466	3-17	.176	20-30	.667	48	80	128	35	109-4	26	231	4.4
Jay Miller	2	9	4-5	.800	0-0	.000	0-0	.000	3	0	3	1	1-0	1	8	4.0
Wayne Chapman	22	192	30-78	.385	4-9	.444	24-29	.828	12	19	31	21	31-0	15	88	4.0
Tom Thacker	8	92	6-17	.353	0-3	.000	1-1	1.000	5	17	22	7	18-0	8	13	1.6
PACERS	84	20335	3796-8202	.463	306-1024	.299	2104-2741	.768	1424	2949	4373	2068	1953-27	1429	10002	119.1
OPPONENTS	84	20335	3768-8463	.445	118-412	.286	1847-2489	.742	1732	2884	4653	1954	2138-39	1525	9501	113.1

1970-71 SEASON (58-26)

OCTOBER

15	Kentucky	W	127-95
16	Denver	W	115-103
18	Texas	W	134-113
19	Miami	W	123-97
21	at Carolina	W	125-113
23	at Texas	W	122-118
24	at Utah	L	118-124
25	at Denver	L	116-122 OT
27	at Memphis	W	113-99
31	at Miami	L	104-116

NOVEMBER

4	Utah	L	99-102
6	Memphis	L	93-98
8	Utah	L	103-111
9	Kentucky	W	130-112
12	at Pittsburgh	W	135-132
14	at Carolina	W	128-119
17	at Utah	W	125-122 OT
18	at Denver	W	119-114
20	at Texas	L	126-140
21	at Virginia	L	103-110
25	Virginia	W	109-100
27	at New York	L	97-99
29	Denver	W	130-107

DECEMBER

2	Memphis	L	100-106
4	Carolina	W	150-116
9	at New York	W	129-108
11	at Carolina	W	155-148 2OT
12	at Texas	W	124-118
16	at Kentucky	L	110-125
18	at New York	W	129-117
19	Texas	L	117-131
21	Pittsburgh	W	144-115
22	Miami ¹	W	131-123
23	Virginia	L	128-146
26	at Miami	W	115-92
27	at Memphis	L	106-109
29	at Denver	L	106-116

JANUARY

2	at Kentucky	W	134-132
4	Miami	W	111-99
5	at Memphis	W	92-88
6	Utah	W	111-106
9	New York	W	116-88
11	Utah	W	111-101
15	Virginia	W	125-119
16	at Pittsburgh	W	115-107
17	Kentucky	W	137-124
19	at Utah	L	106-116
21	at Denver	W	118-106
24	at Virginia	L	128-130
26	at Memphis	L	102-108
27	New York	W	116-100
29	Denver	W	127-123
31	at Denver	W	124-104

FEBRUARY

3	at Utah	L	120-111
6	New York	W	110-109 OT
7	Denver	L	131-133 OT
10	Texas	W	115-104
12	Pittsburgh	W	120-109
14	Memphis	W	116-111
15	Texas	L	118-119
19	at Kentucky	W	126-121
21	at Miami	W	121-107
22	at Memphis	W	102-99
24	at Texas	W	117-113
25	at Utah	L	109-112
28	at Pittsburgh	L	110-113

MARCH

3	Memphis	W	122-98
5	at Utah	W	98-97
6	at Texas	W	124-112
7	at Kentucky	W	127-122
8	Carolina	W	118-105
10	Memphis	W	122-113
12	Utah	W	106-95
13	at Virginia	L	111-129
14	Denver	W	131-121
16	Pittsburgh ¹	W	130-119
17	Texas	W	123-109
19	Kentucky	W	120-109
22	Utah	W	110-106
25	at Denver	W	129-110
26	at Texas	W	127-126 OT
28	Denver	W	146-126
30	Carolina	L	112-114
31	Texas	L	129-133

APRIL

PLAYOFFS

WESTERN DIVISION SEMIFINALS

2	Memphis	W	114-98
3	Memphis	W	106-104
5	at Memphis	W	91-90
7	at Memphis	W	102-101 OT

WESTERN DIVISION FINALS

12	Utah	L	118-120
14	Utah	W	120-107
17	at Utah	L	108-121
20	at Utah	L	99-126
22	Utah	W	127-109
24	at Utah	W	105-102
28	Utah	L	101-108

¹ at Louisville, Ky.

1971-72

PLAYER	G	GS	MIN	3-POINT			FTM-FTA	PCT	OR	DR	TR	AST	PF-DQ	TO	PTS	AVG	
				FGM-FGA	PCT	PCT											
Mel Daniels	79	77	2971	598-1184	.505	0-6 .000	317-451	.703	383	914	1297	176	289-6	239	1513	19.1	
Roger Brown	78	71	2987	532-1112	.478	57-185 .308	323-401	.805	163	339	502	306	227-6	214	1444	18.5	
George McGinnis	73	46	2179	465-999	.466	6-38 .158	298-462	.645	290	421	711	137	260-2	256	1234	16.9	
Freddie Lewis	77	66	2714	405-947	.428	31-100 .310	341-396	.861	134	193	327	362	230-1	194	1182	15.3	
Bob Netolicky	83	73	2905	522-1089	.479	4-19 .211	202-279	.724	264	500	764	83	185-0	166	1250	15.1	
Rick Mount	78	50	2126	420-949	.443	57-180 .317	216-261	.828	48	107	155	230	233-4	142	1113	14.3	
Billy Keller	76	23	1729	264-619	.427	56-169 .331	153-174	.879	62	102	164	264	118-1	131	737	9.7	
Darnell Hillman	73	5	1386	200-410	.488	1-5 .200	114-177	.644	152	326	478	49	210-4	84	515	7.0	
Larry Cannon	28	4	478	67-175	.383	1-6 .167	51-71	.718	15	18	33	72	61-2	42	186	6.6	
Don Sidle	27	2	394	72-143	.504	0-1 .000	31-49	.633	44	51	95	10	39-0	20	175	6.5	
John Barnhill	19	2	194	28-87	.322	4-35 .114	8-15	.533	8	11	19	16	16-0	12	68	3.6	
Wayne Chapman	7	1	76	7-18	.389	1-2 .500	3-6	.500	1	4	5	11	10-0	6	18	2.6	
Marv Winkler	20	0	155	15-54	.278	2-4 .500	8-14	.571	6	10	16	12	16-0	12	40	2.0	
Arvesta Kelly	4	0	41	3-9	.333	0-0 .000	0-0	.000	1	6	7	2	10-0	2	6	1.5	
Mike Price	4	0	25	3-9	.333	0-0 .000	0-0	.000	1	4	5	1	4-0	4	6	1.5	
Earle Higgins	0	0	0	0-0	.000	0-0 .000	0-0	.000	0	0	0	0	0-0	0	0	0.0	
PACERS	84	420	20360	3601-7805	.461	220-750	.293	2065-2756	.749	1574	3004	4578	1731	1908-26	1524	9487	112.9
OPPONENTS	84	420	20360	3718-8183	.454	104-369	.282	1726-2298	.751	1617	2719	4336	1932	2180-38	1337	9266	110.3

1971-72 SEASON (47-37)

OCTOBER

15	Denver	W	115-104
16	Carolina	W	106-98
19	at Denver	W	122-117
21	at Utah	W	125-122
22	Kentucky	W	105-102
23	Dallas	L	93-105
29	at Utah	W	121-109
31	at Dallas	L	108-125

NOVEMBER

2	Carolina	W	137-116
4	at Memphis	L	94-105
5	at Kentucky	L	110-115
6	Utah	L	107-108 OT
9	at Pittsburgh	L	123-133
10	Pittsburgh	W	154-125
13	at Kentucky	W	116-111
16	at Denver	L	108-111
17	at Utah	L	111-113
19	at Pittsburgh	L	123-124
24	New York	W	112-101
26	Denver	W	110-96
27	at Carolina	W	116-110
30	at Memphis	W	114-88

DECEMBER

3	Virginia	L	121-128 OT
4	Carolina	W	115-108
7	at New York	W	119-114
9	Kentucky	L	101-103
10	at Virginia	L	114-118
11	Florida	W	105-96
14	at Dallas	W	107-98
15	Dallas	W	124-110
17	Memphis	W	94-92
18	at Florida	L	107-117
21	at Denver	L	109-113
22	at Dallas	L	120-123 2OT
23	Denver	W	104-101
25	at Utah	L	129-150
26	at Kentucky	W	117-111
28	at Memphis	W	111-104
29	at Florida	L	112-123
31	New York	W	104-100

JANUARY

3	at Dallas	L	101-102
7	Dallas	L	101-104
9	Utah	W	100-97
11	at Denver	W	114-99
14	at Memphis	W	135-120
15	Memphis	W	117-106
18	Pittsburgh	W	130-116
20	Memphis	W	109-107
21	at Kentucky	L	88-108
22	Utah	W	119-113
23	Dallas	L	110-113 OT
25	at Florida	W	113-107
27	Kentucky	L	94-98
31	at Virginia	W	123-115

FEBRUARY

4	at Utah	L	110-121
6	at Denver	L	107-115
9	Florida	W	128-111
11	Utah	L	115-119
12	Denver	W	133-111
13	Memphis	W	123-110
15	Kentucky	L	99-101
19	at Dallas	L	102-115
20	at Memphis	W	131-127 2OT
23	at New York	L	106-108
25	at Utah	L	107-117
26	at Dallas	W	115-113 OT

MARCH

1	Utah	W	111-98
3	Virginia	L	116-121
5	Dallas	W	110-99
10	Denver	W	127-115
11	at Carolina	L	112-122
12	Florida	W	103-92
14	at Denver	L	106-123
15	Utah	L	108-109
17	Memphis	W	111-93
18	at Virginia	W	117-112
19	New York	L	117-121
21	at Pittsburgh	W	139-116
22	Virginia	W	129-118
24	Denver	L	92-93

25	at Carolina	L	104-121
26	Dallas	W	98-88
28	at New York	L	86-92
29	Pittsburgh	W	128-113

PLAYOFFS

WESTERN DIVISION SEMIFINALS

31	Denver	W	102-96
----	--------	---	--------

APRIL

1	Denver	L	105-106
4	at Denver	W	122-120 OT
6	at Denver	L	96-112
8	Denver	W	91-79
9	at Denver	L	99-106
14	Denver	W	91-89

WESTERN DIVISION FINALS

15	at Utah	L	100-108
17	at Utah	L	109-117
19	Utah	W	116-111
22	Utah	W	118-108
24	at Utah	L	130-139
26	Utah	W	105-99

MAY

1	at Utah	W	117-113
---	---------	---	---------

CHAMPIONSHIP

5	New York	W	124-103
9	New York	L	115-117
12	at New York	W	114-108
15	at New York	L	105-110
18	New York	W	100-99
20	at New York	W	108-105

1972-73

PLAYER	G	GS	MIN	FGM-FGA	PCT	3-POINT		FTM-FTA	PCT	OR	DR	TR	AST	PF-DQ	STL	TO	BKS	PTS	AVG
						FGM-FGA	PCT												
George McGinnis	82	79	3347	868-1755	.495	8-32	.250	517-778	.665	434	588	1022	205	348-9	157	401	58	2261	27.6
Mel Daniels	81	80	3103	587-1217	.482	1-4	.250	322-466	.722	348	899	1247	177	315-8	56	275	157	1497	18.5
Freddie Lewis	72	50	2217	375-860	.436	38-110	.345	287-349	.822	97	131	228	288	204-4	57	173	8	1075	14.9
Don Freeman	77	71	2170	412-933	.442	2-6	.333	277-343	.808	103	116	219	195	225-1	52	160	19	1103	14.3
Billy Keller	83	33	2251	421-973	.433	71-222	.320	234-269	.870	82	122	204	361	162-1	37	171	0	1147	13.8
Roger Brown	72	38	2177	332-700	.474	42-118	.356	203-247	.822	111	237	348	204	181-3	61	120	31	909	12.6
Darnell Hillman	84	52	2541	328-735	.446	0-9	.000	148-252	.587	218	517	735	128	291-3	57	154	116	804	9.5
Gus Johnson	50	1	753	132-299	.442	4-21	.190	31-42	.738	85	160	245	62	113-1	17	70	13	299	6.0
Don Buse	77	13	1484	163-360	.453	5-24	.208	82-109	.752	96	114	210	223	143-0	107	66	8	413	5.4
Bill Newton	24	2	117	24-56	.429	1-2	.500	9-18	.500	21	26	47	9	40-1	6	10	0	58	2.4
Bob Arzen	23	1	111	20-38	.526	0-3	.000	6-8	.750	11	12	23	3	12-0	1	0	1	46	2.0
George Peoples	9	0	56	4-14	.286	0-0	.000	6-11	.545	3	12	15	4	14-0	2	6	0	14	1.6
Craig Raymond	6	0	33	2-8	.250	0-0	.000	1-2	.500	3	7	10	1	8-0	0	3	2	5	0.8
PACERS	84	420	20360	3668-7948	.462	172-551	.312	2123-2874	.739	1612	2941	4553	1860	2056-30	618	1609	413	9631	114.6
OPPONENTS	84	420	20360	3741-8207	.456	78-284	.275	1891-2547	.742	1647	2697	4344	2023	2255-38	607	1538	335	9451	112.5

1972-73 SEASON (51-33)

OCTOBER

12	at Memphis	W	109-105
13	Carolina	L	88-106
14	at Denver	L	90-96
18	Utah	W	107-103
20	at Denver	L	99-116
21	New York	L	104-113
27	Memphis	W	128-102
28	at Denver	W	119-106
29	at San Diego	W	112-98

NOVEMBER

1	Virginia	W	120-109
3	Kentucky	W	118-116
7	at Memphis	W	124-116
8	Utah	W	135-124
9	at Virginia	L	126-134
11	at Utah	W	129-109
12	at San Diego	W	124-119
14	at Denver	L	108-118
17	at Carolina	L	120-127
21	at Memphis	W	121-120
22	Carolina	W	114-103
24	Kentucky	W	109-99
25	San Diego	W	111-103
28	at Dallas	W	120-117 OT

DECEMBER

1	Dallas	L	117-123
2	at Utah	L	105-111
3	at New York	W	113-110
6	San Diego	W	124-112
7	at Virginia	L	129-132
8	at Kentucky	L	114-121
9	at Dallas	L	128-129
14	San Diego	W	111-104
16	Memphis	W	125-120
21	Utah	L	112-118
22	at Dallas	L	142-147 2OT
26	at Kentucky	L	120-129
27	Carolina	L	114-122
28	at Carolina	L	106-120
30	Dallas	W	109-101

JANUARY

3	at Kentucky	L	107-109
4	San Diego	W	125-115
6	Utah	L	118-125
10	at Denver	L	105-106
11	at Dallas	W	107-106
12	Denver	L	119-128
13	San Diego	W	108-107
16	Denver	W	130-113
18	Dallas	W	116-109
19	at Virginia	W	129-121
20	Virginia	W	121-110
23	New York	W	110-103
25	Kentucky	W	96-94
26	at Carolina	L	108-114
28	Memphis	L	126-127
30	at San Diego	W	126-120
31	at Utah	L	107-122

FEBRUARY

1	Denver	L	92-97
3	Kentucky	W	110-103
4	Utah	W	113-86
9	at New York	W	115-98
10	at Dallas	W	105-99
11	at Kentucky	L	87-98
12	Virginia	W	127-119 OT
14	at Memphis	W	129-125 OT
16	at Utah	L	114-124
18	at San Diego	W	118-103
20	at Dallas	L	112-119
24	at Virginia	L	115-126
25	at New York	L	97-118
26	New York	W	112-107
28	San Diego	W	109-106

MARCH

2	Denver	W	114-105
4	Dallas	W	121-118
7	Memphis	W	122-114
9	Carolina	W	110-105
11	at Carolina	W	115-105
14	Utah	W	113-106
16	New York	W	98-89
18	Virginia	W	119-105
21	Dallas	W	133-131 2OT
23	at Denver	L	92-101
24	Denver	W	116-94
25	at New York	L	115-118 OT
27	at San Diego	W	110-107
28	at Utah	L	136-138

PLAYOFFS

WESTERN DIVISION SEMIFINALS

31	Denver	W	114-91
----	--------	---	--------

APRIL

1	Denver	W	106-93
3	at Denver	L	94-105
5	at Denver	W	97-95
7	Denver	W	121-107

WESTERN DIVISION FINALS

12	at Utah	L	107-124
14	at Utah	W	116-110
16	Utah	W	118-108
18	Utah	L	103-104
19	at Utah	W	104-102
21	Utah	W	107-98

CHAMPIONSHIP

28	at Kentucky	W	111-107 OT
30	at Kentucky	L	102-114

MAY

3	Kentucky	L	88-92
5	Kentucky	W	90-86
8	at Kentucky	W	89-86
10	Kentucky	L	93-109
12	at Kentucky	W	88-81

1973-74

PLAYER	G	GS	MIN	3-POINT			FTM-FTA	PCT	OR	DR	TR	AST	PF-DQ	STL	TO	BKS	PTS	AVG	
				FGM-FGA	PCT	PCT													
George McGinnis	80	78	3266	789-1686	.468	5-34	.147	488-715	.683	422	775	1197	267	325-13	159	393	40	2071	25.9
Mel Daniels	78	69	2539	492-1117	.440	0-0	.000	217-287	.756	251	655	906	122	283-7	56	215	90	1201	15.4
Don Freeman	36	60	1735	383-839	.457	0-2	.000	177-222	.797	91	77	168	165	174-5	48	132	22	943	14.3
Roger Brown	82	46	2527	379-829	.457	56-155	.361	155-200	.775	112	278	390	232	248-3	56	125	60	969	11.8
Freddie Lewis	78	37	2164	290-728	.398	13-72	.181	182-219	.831	84	117	201	322	189-3	99	169	11	775	9.9
Billy Keller	75	19	1428	279-615	.454	50-131	.382	107-123	.870	44	84	128	172	83-0	37	100	3	715	9.5
Darnell Hillman	83	43	2319	328-658	.498	3-8	.375	99-191	.518	198	478	676	96	295-7	70	177	177	758	9.1
Bob Netolicky	56	15	1157	214-449	.477	2-6	.333	77-119	.647	130	162	292	50	93-1	21	64	22	507	9.1
Kevin Joyce	56	11	987	171-432	.396	5-27	.185	64-78	.821	33	59	92	128	86-0	32	80	8	411	7.3
Don Buse	77	41	1877	170-427	.398	36-107	.336	48-70	.686	85	169	254	258	109-0	146	75	20	424	5.5
John Baum	13	1	113	17-36	.472	0-0	.000	2-4	.500	12	13	25	2	17-0	6	6	2	36	2.8
Bob Arnzen	20	0	149	24-48	.500	1-11	.000	7-9	.778	10	10	20	3	11-0	3	8	2	56	2.8
Larry Cannon	3	0	26	3-7	.429	0-0	.000	1-3	.333	1	2	3	3	2-0	0	3	0	7	2.3
Bill Newton	11	0	73	7-15	.467	0-0	.000	1-2	.500	1	17	18	5	12-0	2	7	0	15	1.4
PACERS	84	420	20360	3546-7886	.450	171-543	.315	1625-2242	.725	1474	2896	4370	1825	1926-39	735	1554	459	8888	105.8
OPPONENTS	84	420	20360	3606-8069	.447	80-332	.241	1524-2031	.750	1468	2788	4256	1853	2036-46	652	1473	447	8816	105.0

1973-74 SEASON (46-38)

OCTOBER

10	New York	W	118-99
12	at Carolina	L	98-99
13	San Antonio	W	116-99
19	Utah	L	96-101
20	at San Antonio	L	66-92
21	at San Diego	W	112-105 2OT
24	Denver	W	98-89
26	Memphis	L	91-93

NOVEMBER

2	Denver	W	107-103 OT
4	Virginia	W	128-122
6	at Memphis	L	96-102
7	Carolina	W	109-100
10	at Utah	L	100-105
11	at San Diego	L	101-102
13	at Denver	L	109-127
14	at San Antonio	L	90-95 OT
17	at Kentucky	L	96-100
20	Utah	W	102-98
21	at Memphis	L	99-108
23	Kentucky	W	118-114
24	at Virginia	L	102-108
25	at New York	W	126-124
27	San Diego	W	129-117
29	Denver	L	111-127
30	at Kentucky	W	107-104

DECEMBER

1	Memphis	W	116-112
2	at San Antonio	W	90-79
5	New York	L	103-108
7	Kentucky	W	105-97
8	at Virginia	W	113-107
12	San Diego	L	113-119
15	San Antonio	L	81-92
19	Utah	W	104-88
21	San Antonio	W	84-81
22	at Virginia	L	100-107
26	at Kentucky	L	78-106
28	Memphis	W	91-86
29	at Denver	W	114-108
30	at San Diego	W	109-108

JANUARY

3	Denver	W	100-97
5	Kentucky	W	100-92
10	San Diego	L	107-109
11	at New York	L	106-109
12	Carolina	W	124-105
13	at San Diego	L	130-141
16	at Utah	L	105-123
17	at Memphis	L	96-101
18	Virginia	W	118-106
20	San Diego	W	123-122
23	at Carolina	L	101-123
25	at Memphis	W	121-101
26	San Antonio	L	89-90
27	Virginia	W	119-113

FEBRUARY

1	at San Diego	L	119-124
2	at Utah	L	113-118 OT
3	at Denver	W	111-102
6	New York	L	100-121
9	Denver	L	97-102
10	Carolina	L	93-96
12	at Utah	L	91-114
13	at San Diego	W	128-119
14	at San Antonio	L	83-88
16	Denver ¹	W	102-89
17	at Denver	W	93-92
19	San Antonio	W	107-102
22	at Carolina	L	106-109
23	at Virginia	W	108-101
24	Virginia	W	107-102
26	at Utah	W	110-94
27	at Denver	L	114-118

MARCH

2	at Carolina	L	108-110
3	at New York	W	120-99
6	San Antonio	W	92-82
8	Memphis	W	115-103
9	at Kentucky	L	108-113 OT
10	Utah	W	126-103
11	at New York	L	117-124 2OT
13	Kentucky	W	100-96
15	San Diego	W	142-129
17	New York	W	117-105
20	Carolina	W	104-102
24	Utah	W	101-89
27	at San Antonio	L	80-98
28	at Utah	W	111-109

PLAYOFFS

WESTERN DIVISION SEMIFINALS

30	San Antonio	L	109-113
----	-------------	---	---------

APRIL

1	San Antonio	W	128-101
3	at San Antonio	L	96-115
4	at San Antonio	W	91-89
6	San Antonio	W	105-100
10	at San Antonio	L	86-102
12	San Antonio	W	86-79

WESTERN DIVISION FINALS

13	at Utah	L	96-105
15	at Utah	L	102-106
17	Utah	L	90-99
18	Utah	W	118-107
22	at Utah	W	110-101
25	Utah	W	91-89
27	at Utah	L	87-109

¹ at Terre Haute, Ind.

1974-75

PLAYER	G	GS	MIN	3-POINT			FTM-FTA	PCT	OR	DR	TR	AST	PF-DQ	STL	BKS	PTS	AVG	
				FGM-FGA	PCT	FGM-FGA												
George McGinnis	79	79	3193	873-1934	.451	62-175	.354	545-753	.724	396	730	1126	495	303-6	206	422	56 2353	29.8
Billy Knight	80	45	2559	580-1087	.534	4-16	.250	207-259	.799	284	632	916	168	194-1	115	236	29 1371	17.1
Kevin Joyce	81	79	2828	530-1245	.426	8-42	.190	142-180	.789	60	103	163	322	259-3	107	151	23 1210	14.9
Darnell Hillman	81	76	2603	486-923	.527	0-4	.000	152-202	.752	296	451	747	131	330-11	73	209	133 1124	13.9
Billy Keller	79	13	1918	397-908	.437	80-240	.333	113-128	.883	90	121	211	204	101-0	59	109	3 987	12.5
Johnny Neumann	48	11	835	164-378	.434	21-73	.288	49-67	.731	34	44	78	123	118-0	22	74	10 398	8.3
Bob Netolicky	59	25	1077	189-375	.504	2-12	.167	62-98	.633	98	133	231	49	108-2	9	55	18 442	7.5
Len Elmore	77	23	1414	218-523	.417	1-11	.000	72-93	.774	148	247	395	35	241-10	67	83	91 509	6.6
Don Buse	80	63	2369	216-500	.432	38-123	.309	47-59	.797	84	188	272	335	149-0	166	95	15 517	6.5
Charlie Edge	77	6	1142	195-386	.505	0-3	.000	63-114	.553	164	176	340	39	103-0	53	82	35 453	5.9
Roger Brown	10	0	133	20-46	.435	3-12	.250	3-4	.750	12	11	23	13	19-1	7	14	1 46	4.6
Wayne Pack	21	0	189	23-60	.383	5-17	.294	10-12	.833	7	13	20	13	21-1	6	13	0 61	2.9
PACERS	84	420	20260	3891-8365	.465	224-718	.312	1465-1969	.744	1673	2565	4238	1927	1946-35	890	1543	413 9471	112.8
OPPONENTS	84	420	20260	3831-7848	.488	75-262	.286	1644-2127	.733	1448	2746	4194	2055	1906-38	684	1716	414 9381	111.7

1974-75 SEASON (45-39)

OCTOBER

18	San Antonio	L	121-129	20T
20	at Kentucky	L	92-101	
23	St. Louis	W	122-107	
26	Kentucky	L	95-107	
30	at Virginia	L	111-114	

NOVEMBER

1	at New York	W	99-97	
2	Memphis	L	104-105	
6	Denver	W	136-116	
9	at San Antonio	L	118-131	
10	at St. Louis	W	117-109	
13	at Utah	L	103-104	
15	at Denver	L	114-120	
16	at San Antonio	L	109-112	
17	at Kentucky	L	103-116	
20	Denver	L	106-117	
22	at Memphis	W	132-116	
23	New York	W	104-95	
27	Memphis	W	125-104	
29	San Diego	W	139-114	
30	at Virginia	L	120-121	

DECEMBER

4	Utah	W	104-100	
7	San Diego	W	126-113	
11	at Denver	L	114-117	
13	Kentucky	W	114-108	
14	at San Antonio	W	110-105	
18	San Antonio	W	128-122	
21	New York	L	122-134	
22	at Kentucky	L	110-118	
23	Utah	L	99-103	
26	Kentucky	W	122-111	
27	at Virginia	L	116-118	
31	at San Antonio	L	105-140	

JANUARY

1	at San Diego	L	100-118	
3	at Denver	L	111-120	
4	at Utah	L	108-115	
5	at Memphis	W	108-99	
8	at New York	W	127-119	
9	at Memphis	W	122-112	
11	San Diego	L	119-121	
13	at Virginia	W	105-88	
15	New York	W	111-106	
17	San Diego	W	108-107	
18	at Utah	L	118-122	
19	at San Diego	W	108-91	
21	at San Antonio	L	91-110	
22	Denver	W	120-110	
24	San Antonio	W	114-105	
26	at New York	L	111-115	
31	Utah	W	107-93	

FEBRUARY

2	San Antonio	L	100-119	
5	Denver	L	113-123	
7	Virginia	W	111-106	
8	St. Louis	W	103-92	
9	at St. Louis	L	108-120	
13	Virginia	W	107-105	
15	Memphis	W	115-113	OT
17	at St. Louis	W	100-99	
19	Virginia	W	120-107	
22	St. Louis	W	125-115	
24	San Diego	W	120-108	
26	at Kentucky	L	99-101	
28	at San Diego	L	102-115	

MARCH

1	at Denver	W	124-109	
2	St. Louis	W	104-99	
5	Kentucky	W	103-90	
6	at Utah	W	115-101	
7	at San Diego	L	116-118	
9	San Antonio	W	141-107	
14	Utah	W	121-111	

15	at Memphis	W	107-100	
16	Virginia	W	121-103	
17	at New York	L	116-124	
19	New York	L	110-119	
21	San Diego	W	115-103	
22	at Denver	L	105-122	
23	Utah	W	117-112	
25	at Utah	L	97-112	
26	at San Diego	W	121-111	OT
28	at St. Louis	L	96-125	
29	Memphis	W	114-104	
30	Denver	W	128-121	

APRIL

1	at Denver	L	115-126	
2	Utah	L	112-119	
3	at San Antonio	L	122-137	

PLAYOFFS

WESTERN DIVISION SEMIFINALS

5	at San Antonio	W	122-119	OT
7	at San Antonio	W	98-93	
10	San Antonio	W	113-103	OT
12	San Antonio	L	109-110	
14	at San Antonio	L	117-123	
16	San Antonio	W	115-100	

WESTERN DIVISION FINALS

20	at Denver	L	128-131	
22	at Denver	W	131-124	
24	Denver	W	118-112	
25	Denver	L	109-126	
27	at Denver	W	109-90	
30	Denver	L	99-104	

MAY

3	at Denver	W	104-96	
---	-----------	---	--------	--

CHAMPIONSHIP

13	at Kentucky	L	94-120	
15	at Kentucky	L	93-95	
17	Kentucky	L	101-109	
19	Kentucky	W	94-86	
22	at Kentucky	L	105-110	

1975-76

PLAYER	G	GS	MIN	FGM-FGA			3-POINT			FTM-FTA			OR	DR	TR	AST	PF-DQ	STL	TO	BKS	PTS	AVG
				FGM-FGA	PCT	PCT	FGM-FGA	PCT	PCT	FTM-FTA	PCT	PCT										
Billy Knight	70	70	2785	774-1567	.494		6-15	.400		415-501	.828		294	414	708	259	206-0	92	299	23	1969	28.1
Bo Lamar	35	13	908	229-555	.413		21-78	.269		68-92	.739		37	61	98	135	46-0	36	75	0	547	15.6
Len Elmore	76	79	2591	480-1183	.406		0-3	.000		152-206	.738		242	577	819	122	310-9	136	175	178	1112	14.6
Billy Keller	78	45	2301	409-1010	.405		123-349	.352		164-183	.896		81	147	228	307	116-0	59	148	5	1105	14.2
Dave Robisch	76	46	2421	382-909	.420		0-2	.000		257-306	.840		230	442	672	145	183-0	65	96	48	1021	13.4
Darnell Hillman	74	68	2166	375-828	.453		1-4	.250		243-335	.725		248	422	670	147	306-13	80	196	80	994	13.4
Don Buse	84	83	3380	400-886	.452		72-208	.346		179-220	.814		90	232	322	689	194-1	346	159	31	1051	12.5
Travis Grant	34	6	567	147-276	.533		0-0	.000		34-46	.739		49	52	101	31	68-0	10	36	13	329	9.7
Tom Owens	16	0	237	42-82	.512		0-0	.000		20-25	.800		28	41	69	9	53-2	2	19	11	104	6.5
Mike Flynn	67	7	1097	166-439	.378		25-99	.253		64-111	.577		63	70	133	133	112-1	44	81	9	421	6.3
Ed Manning	11	0	122	23-57	.404		0-0	.000		12-17	.706		13	20	33	13	18-0	4	7	2	58	5.3
Charles Jordan	72	2	867	163-376	.434		2-10	.200		43-72	.597		96	124	220	54	184-4	33	84	13	371	5.2
Dan Roundfield	67	1	767	131-309	.424		0-2	.000		77-122	.631		131	128	259	35	161-6	31	64	43	339	5.1
Bob Netolicky	4	0	53	8-21	.381		0-0	.000		3-31	.000		7	5	12	0	2-0	0	5	1	19	4.8
Nate Barnett	12	0	73	12-26	.462		0-1	.000		3-8	.375		3	5	8	8	22-0	3	8	1	27	2.3
PACERS	84	420	20335	3735-8525	.438		250-771	.324		1740-2253	.772		1612	2740	4352	2087	1981-36	941	1452	459	9460	112.6
OPPONENTS	84	420	20335	3869-8132	.476		63-224	.281		1679-2156	.779		1501	3103	4604	2135	2061-32	744	1741	491	9480	112.9

1975-76 SEASON (39-45)

OCTOBER

24	at Virginia	W	112-101
25	Kentucky	W	103-100
26	at New York	L	111-118
29	San Diego	W	105-100
31	Denver	W	111-99

NOVEMBER

5	New York	L	102-119
7	at Virginia	W	104-100
11	at Denver	L	117-126
14	at Utah	W	127-119
16	at St. Louis	W	136-114
18	Kentucky ¹	W	106-92
19	at Utah	W	130-110
20	Denver	W	117-112
22	at Kentucky	L	91-108
26	St. Louis	L	94-98
28	at St. Louis	L	112-113
29	at Virginia	W	111-106

DECEMBER

3	Kentucky	W	113-100
5	St. Louis	W	123-105
6	at Denver	L	118-126
10	San Antonio	W	122-104
11	New York	L	123-124 OT
13	at St. Louis	W	119-111
14	at New York	L	93-99
17	St. Louis	W	113-102
19	at Kentucky	L	116-131
20	Kentucky	W	112-109
21	at Denver	L	117-122
23	at San Antonio	W	111-106
27	at Virginia	W	97-94
28	Denver	L	105-110
30	San Antonio	L	99-105

JANUARY

2	at Denver	L	125-137
3	New York	L	90-105
4	at New York	L	98-119
7	St. Louis	L	112-114 OT
9	San Antonio	L	117-121
10	at San Antonio	W	125-122
11	at New York	L	102-112
14	Virginia	W	115-99
16	Denver	L	118-124
17	at Virginia	W	126-115
21	Virginia	W	119-106
23	at St. Louis	W	132-128 OT
24	St. Louis	W	116-113
25	at Kentucky	L	114-117
29	at San Antonio	L	112-136
30	at New York	W	127-107

FEBRUARY

1	at New York	L	106-116
3	at San Antonio	L	112-118
4	Kentucky	W	135-116
6	Virginia	W	118-113
8	New York	L	104-110
10	St. Louis	L	126-127 OT
13	at San Antonio	L	107-128
14	San Antonio	L	101-105
15	at Kentucky	W	127-122 OT
18	New York	L	111-112 OT
19	at Denver	L	123-128
20	Denver	W	106-101
21	Virginia	W	108-101
25	at Denver	L	110-122
27	at St. Louis	L	105-116
28	at Virginia	L	92-99
29	at New York	L	118-130

MARCH

2	San Antonio	W	107-97
3	Virginia	W	104-95
5	San Antonio	L	114-124
6	Kentucky	L	109-113
7	at Kentucky	L	112-125
10	Denver	W	129-119
12	San Antonio	W	132-115
14	Kentucky	L	119-130
16	at San Antonio	W	115-95
17	Denver	L	108-111
21	at San Antonio	W	114-109
23	San Antonio	W	107-104
26	at Denver	L	120-138
27	Denver	L	98-110
31	New York	W	116-106

APRIL

2	San Antonio	L	108-118
3	at Virginia	L	112-113
4	at Denver	L	134-140
7	at San Antonio	L	75-96

PLAYOFFS

FIRST ROUND

8	at Kentucky	L	109-120
10	Kentucky	W	109-95
12	at Kentucky	L	99-100

¹ at Terre Haute, Ind.

1976-77

PLAYER	G	GS	MIN	FGM-FGA	PCT	FTM-FTA	PCT	OR	DR	TR	AST	PF-DQ	STL	BKS	PTS	AVG
Billy Knight	78	77	3117	831-1687	.493	413-506	.816	223	359	582	260	197-0	117	19	2075	26.6
John Williamson	30	28	1065	261-544	.480	98-125	.784	18	56	74	111	103-1	48	7	620	20.7
Dan Roundfield	61	55	1645	342-734	.466	164-239	.686	179	339	518	69	243-8	61	131	848	13.9
Wilbert Jones	80	74	2709	438-1019	.430	166-223	.744	218	386	604	189	305-10	102	80	1042	13.0
Dave Robisch	80	26	1900	369-811	.455	213-256	.832	171	383	554	158	169-1	55	37	951	11.9
Darnell Hillman	82	59	2302	359-811	.443	161-244	.660	228	465	693	166	353-15	95	106	879	10.7
Mike Flynn	73	9	1324	250-573	.436	101-142	.711	76	111	187	179	106-0	57	6	601	8.2
Don Buse	81	76	2947	266-639	.416	114-145	.786	66	204	270	685	129-0	281	16	646	8.0
Freddie Lewis	32	4	552	81-199	.407	62-77	.805	17	30	47	56	58-0	18	2	224	7.0
Steve Green	70	1	918	183-424	.432	84-113	.743	79	98	177	46	157-2	46	12	450	6.4
Mel Bennett	67	1	911	101-294	.344	112-187	.599	110	127	237	70	155-0	37	33	314	4.7
Clyde Mayes	2	0	21	3-7	.429	1-4	.250	4	3	7	3	5-0	0	2	7	3.5
Len Elmore	6	0	46	7-17	.412	4-5	.800	7	8	15	2	11-0	0	4	18	3.0
Jerome Anderson	27	0	164	26-59	.441	14-20	.700	9	3	12	10	26-0	6	2	66	2.4
Rudy Hackett	5	0	38	3-8	.375	6-9	.667	3	7	10	3	7-0	0	1	12	2.4
Darrell Elston	5	0	40	2-14	.143	1-2	.500	1	5	6	2	6-0	1	0	5	1.0
PACERS	82	410	19755	3522-7840	.449	1714-2297	.746	1409	2584	3993	2009	2030-37	924	458	8758	106.8
OPPONENTS	82	410	19755	3599-7629	.472	1705-2252	.757	1378	2770	4148	2097	2043-23	715	466	8903	108.6

1976-77 SEASON (36-46)

OCTOBER

21	Boston	L	122-129	OT
22	Denver	L	110-123	
23	at Chicago	L	97-102	
26	Seattle	W	120-90	
29	at N.Y. Nets	W	90-89	
30	Kansas City	W	112-102	

NOVEMBER

3	San Antonio	W	113-97	
5	at Kansas City	L	103-112	
6	at San Antonio	L	94-113	
11	at Phoenix	L	98-108	
12	at Los Angeles	L	106-117	
13	at Golden State	L	112-120	
14	at Seattle	L	118-121	
17	at Philadelphia	W	123-117	
18	Detroit	W	104-99	
24	Atlanta	W	115-93	
26	Milwaukee	W	109-98	
27	at Denver	L	113-122	
28	at Portland	L	115-145	
30	Phoenix	W	103-97	

DECEMBER

1	Portland	L	100-101	
3	Cleveland	W	112-109	
4	at Houston	L	108-120	
7	at Buffalo	W	107-103	
8	Los Angeles	W	111-98	
10	at Washington	L	88-98	
11	Buffalo	W	109-101	
15	San Antonio	W	116-102	
16	at Cleveland	L	105-111	
17	at Detroit	L	104-113	
18	Philadelphia	L	93-97	
21	at New Orleans	L	113-123	
23	N.Y. Nets	W	96-94	
26	Houston	L	79-93	
28	Washington	L	111-117	
30	New Orleans	W	104-97	

JANUARY

2	at Milwaukee	W	116-109	
5	Chicago	W	109-94	
6	at Atlanta	W	103-95	
8	N.Y. Nets	W	80-73	
12	at Boston	W	112-101	
14	Golden State	L	109-113	
16	at San Antonio	L	115-122	
19	at Seattle	L	102-109	
21	at Phoenix	L	96-125	
23	at Los Angeles	L	104-121	
26	Boston	W	121-101	
29	Washington	L	107-108	
30	at Detroit	L	120-127	

FEBRUARY

1	Philadelphia	W	110-109	
3	Portland	L	98-107	
6	Chicago	W	111-99	
9	N.Y. Knicks	W	110-109	
10	at Cleveland	L	101-116	
11	at Philadelphia	L	109-118	
16	Phoenix	W	111-93	
18	Golden State	L	111-116	
20	Seattle	W	135-115	
21	at Buffalo	L	106-117	
23	at Washington	L	101-109	
26	at N.Y. Knicks	L	115-129	

MARCH

1	at Chicago	L	85-102	
2	Buffalo	W	116-108	
5	Detroit	W	118-96	
6	at New Orleans	W	110-106	
11	Houston	L	109-124	
12	at Milwaukee	L	106-108	
13	Kansas City	L	98-103	
16	Denver	W	109-98	
18	at Portland	L	110-134	
19	at Golden State	L	91-150	
22	at Houston	L	99-106	
23	Los Angeles	L	97-105	
25	Atlanta	W	103-95	
27	New Orleans	L	118-119	2OT
29	at Denver	L	105-119	
31	N.Y. Knicks	L	131-135	

APRIL

1	at NY Nets	W	89-88	
2	at Atlanta	W	106-99	
3	Milwaukee	L	112-120	
5	at Kansas City	W	87-82	
7	at N.Y. Knicks	W	114-100	

¹ at Omaha, Neb.

1977-78

PLAYER	G	GS	MIN	FGM-FGA	PCT	FTM-FTA	PCT	OR	DR	TR	AST	PF-DQ	STL	TO	BKS	PTS	AVG
Adrian Dantley	23	23	948	201-403	.499	207-263	.787	94	122	216	65	76-1	48	67	17	609	26.5
John Williamson	42	38	1449	335-795	.421	134-161	.832	34	86	120	132	131-4	47	127	0	804	19.1
Ricky Sobers	79	79	3019	553-1221	.453	330-400	.825	92	235	327	584	308-10	170	352	23	1436	18.2
Mike Bantom	82	78	2775	502-1047	.479	254-342	.743	184	426	610	238	333-13	100	218	50	1258	15.3
James Edwards	58	52	1682	350-777	.450	192-296	.649	153	282	435	56	233-9	36	112	50	892	15.4
Earl Tatum	57	40	1859	357-773	.462	108-137	.788	56	149	205	226	172-4	103	131	30	822	14.4
Dan Roundfield	79	60	2423	421-861	.489	218-300	.727	275	527	802	196	297-4	81	194	149	1060	13.4
Ron Behagen	51	10	1131	222-544	.408	128-176	.727	146	187	333	65	160-1	32	113	19	572	11.2
Bobby Carrington	35	1	621	96-197	.487	58-74	.784	28	34	62	62	73-1	22	52	11	250	7.1
Dave Robisch	23	18	598	73-181	.403	50-64	.781	47	126	173	49	59-1	20	34	15	196	8.5
Len Elmore	69	6	1327	142-386	.368	88-132	.667	139	281	420	80	174-4	74	73	71	372	5.4
Mike Flynn	71	4	955	120-267	.449	55-97	.567	47	70	117	142	52-0	41	75	10	295	4.2
Johnny Neumann	20	1	216	35-86	.407	13-18	.722	5	9	14	27	24-0	6	22	1	83	4.2
Steve Green	44	0	449	56-128	.438	39-56	.696	31	40	71	30	67-0	14	23	2	151	3.4
Bobby Wilson	12	0	86	14-36	.389	2-3	.667	6	6	12	8	16-0	2	6	1	30	2.5
Mel Bennett	31	0	285	23-81	.284	28-45	.622	49	44	93	22	54-1	11	30	7	74	2.4
Willie Smith	1	0	7	0-0	.000	0-0	.000	0	0	0	1	1-0	0	0	0	0	0.0
PACERS	82	410	19830	3500-7783	.450	1904-2564	.743	1386	2624	4010	1982	2230-53	808	1642	456	8904	108.6
OPPONENTS	82	410	19830	3634-7663	.474	1841-2455	.750	1350	2793	4143	2259	2135-39	727	1762	466	9109	111.1

1977-78 SEASON (31-51)

OCTOBER

19	Los Angeles	L	120-133
21	at Chicago	L	119-122
22	Kansas City	W	106-101
25	Denver	W	129-104
28	Washington	W	136-127

NOVEMBER

2	Seattle	L	104-106 OT
4	at Los Angeles	L	99-111
6	at Portland	L	106-108
9	at Golden State	L	129-132
11	at Seattle	L	111-117
13	at Phoenix	L	107-116
15	at Buffalo	W	100-94
16	Portland	W	111-104
18	at New Jersey	W	124-116
19	at New York	L	127-129 OT
22	at New Orleans	L	108-123
23	Golden State	W	126-116
25	Phoenix	L	110-118
26	at Denver	L	123-136
30	Milwaukee	L	113-120

DECEMBER

2	Chicago	L	102-107
3	at Detroit	W	103-89
7	New Orleans	W	118-103
10	Philadelphia	W	114-108 OT
14	New York	L	98-101
16	Detroit	W	114-106 OT
18	at Kansas City	L	114-115
21	Atlanta	W	109-99
27	at San Antonio	W	96-89
28	at Atlanta	L	92-99
30	Houston	W	99-98

JANUARY

3	at New Orleans	W	104-103
4	at Houston	L	96-104
6	at Washington	L	114-146
8	Los Angeles	W	104-103
10	at Milwaukee	L	103-125
12	at Buffalo	L	92-111
13	Kansas City	W	108-106
16	New Jersey	W	120-112 OT
17	at Chicago	L	104-105
18	San Antonio	L	96-109
20	at San Antonio	L	82-112
21	at Atlanta	L	100-111
22	Buffalo	W	99-90
24	Cleveland	L	92-96
29	New Orleans	L	91-107
31	at Boston ¹	L	94-104

FEBRUARY

2	Atlanta	L	105-107
3	at Philadelphia	L	104-116
7	Boston	L	89-92
8	at New Jersey	L	138-140 OT
9	at New York	L	117-126
10	Portland	L	108-112
12	Chicago	W	111-94
14	Philadelphia	L	116-119
15	at Houston	L	122-126
17	Washington	W	123-111
18	at Phoenix	L	101-114
19	at Portland	L	104-127
22	at Denver	W	99-96
28	Denver	L	106-122

MARCH

3	Seattle	W	115-111
5	at Detroit	L	110-122
6	at Kansas City	L	88-98
9	Detroit	W	112-105
10	New York	W	122-115
12	Cleveland	L	90-95
15	Buffalo	W	111-106
17	at Washington	W	105-99
18	Milwaukee	L	104-113
20	at Cleveland	W	127-104
21	Phoenix	W	119-115
23	at Golden State	L	115-119
24	at Seattle	L	102-104
26	at Los Angeles	L	99-110
29	San Antonio	L	91-106
30	at Milwaukee	L	100-105
31	Golden State	L	103-111

APRIL

2	at Boston	W	123-120
4	New Jersey	L	121-129
7	at Philadelphia	W	127-118
8	Houston	L	111-112

¹ at Springfield, Mass.

1978-79

PLAYER	G	GS	MIN	FGM-FGA	PCT	FTM-FTA	PCT	OR	DR	TR	AST	PF-DQ	STL	TO	BKS	PTS	AVG
Johnny Davis	79	79	2971	565-1240	.456	314-396	.793	70	121	191	453	177-1	95	214	22	1444	18.3
Ricky Sobers	81	81	2825	553-1194	.463	298-338	.882	118	183	301	450	315-8	138	304	23	1404	17.3
James Edwards	82	82	2546	534-1065	.501	298-441	.676	179	514	693	92	363-16	60	162	109	1366	16.7
Alex English	81	69	2696	563-1102	.511	173-230	.752	253	402	655	271	214-3	70	196	78	1299	16.0
Mike Bantom	81	81	2528	482-1036	.465	227-338	.672	225	425	650	223	316-8	99	193	62	1191	14.7
Billy Knight	39	3	976	222-399	.556	131-150	.873	53	121	174	86	74-0	32	96	5	575	14.7
Rick Robey	43	13	849	140-295	.475	90-121	.744	80	174	254	53	111-1	25	89	12	370	8.6
Corky Calhoun	81	0	1332	153-335	.457	72-86	.837	64	174	238	104	189-1	37	56	19	378	4.7
Len Elmore	80	0	1264	139-342	.406	56-78	.718	115	287	402	75	183-3	62	73	79	334	4.2
Kevin Stacom	44	0	571	76-209	.364	31-41	.756	20	41	61	77	29-0	14	43	1	183	4.2
Wayne Radford	52	2	649	83-175	.474	36-45	.800	25	43	68	57	61-0	30	45	1	202	3.9
Brad Davis	22	0	233	23-44	.523	13-19	.684	1	15	16	43	22-0	14	11	2	59	2.7
Steve Green	39	0	265	42-89	.472	20-34	.588	22	30	52	21	39-0	11	17	3	104	2.7
PACERS	82	410	19705	3575-7525	.475	1759-2317	.759	1225	2530	3755	2005	2093-41	687	1536	416	8909	108.6
OPPONENTS	82	410	19705	3586-7449	.478	1869-2416	.773	1299	2605	3904	2178	2091-30	677	1614	437	9040	110.2

1978-79 SEASON (38-44)

OCTOBER

13	Atlanta	W	117-104
18	Seattle	L	92-99
21	San Diego	W	125-119
24	New Jersey	L	95-97
27	Denver	W	112-99
28	at New York	L	106-111
31	at Cleveland	W	119-114

NOVEMBER

1	Washington	L	113-124
3	Kansas City	W	115-108
4	at Chicago	L	84-97
8	Los Angeles	L	111-113
10	at Golden State	L	111-116
12	at Los Angeles	L	106-134
14	at San Diego	L	106-109
17	at Seattle	L	115-126
18	at Portland	L	111-123
21	at San Antonio	W	108-103
22	Phoenix	L	110-115
24	Cleveland	L	98-104
26	Milwaukee	W	114-112
29	New York	W	101-99

DECEMBER

1	at Milwaukee	L	107-111
2	Boston	L	110-117
6	Portland	W	115-109
8	Detroit	W	114-107
12	at New Orleans	L	103-109
13	at Atlanta	L	101-117
15	San Antonio	L	113-125
19	at New York	L	102-130
20	at Boston	L	105-121
21	at Detroit	L	108-121
23	New Orleans	W	127-103
26	at Washington	L	104-108
27	at Philadelphia	L	110-122
30	San Diego	L	111-114

JANUARY

3	at Milwaukee	W	108-102
5	Philadelphia	W	123-96
6	at Kansas City	L	99-120
7	Atlanta	W	112-97
9	at Portland	W	112-104
10	at Seattle	L	98-118
13	at Phoenix	W	102-99
14	at Denver	L	109-111
17	Seattle	L	102-112
19	Denver	L	98-101
20	at Washington	L	104-109
23	at Atlanta	W	110-107
26	Boston	W	119-106
28	San Antonio	W	123-110
30	Houston	W	112-106

FEBRUARY

2	Golden State	W	87-84
6	at Chicago	L	107-110
7	New Jersey	L	84-90
9	at Boston	L	101-112
11	Chicago	W	110-108
13	at Houston	W	124-120
14	New York	W	106-97
16	at New Jersey	W	105-100
18	Los Angeles	L	111-122
21	at Denver	L	109-114
23	at Golden State	W	96-94
25	at Los Angeles	L	108-118
27	at San Diego	L	107-124
28	at Phoenix	L	102-103

MARCH

2	Golden State	L	98-105
7	Washington	W	109-105
9	Portland	W	125-116
11	Phoenix	W	112-111
13	Detroit	W	122-120 OT
16	at Philadelphia	L	106-114
17	at Detroit	L	98-105
21	Chicago	W	114-105
22	at Cleveland	W	108-106
23	Houston	W	141-134
25	at San Antonio	W	121-113
27	at New Orleans	W	104-101
28	at Houston	W	125-124
30	Milwaukee	L	99-101
31	at Kansas City ¹	L	101-126

APRIL

4	Cleveland	W	102-95
6	Philadelphia	W	136-118
8	Kansas City	L	101-107

¹ at St. Louis, Mo.

1979-80

PLAYER	G	GS	MIN	FGM-FGA		PCT	3-POINT FGM-FGA		PCT	FTM-FTA		PCT	OR	DR	TR	AST	PF-DQ	STL	TO	BKS	PTS	AVG
Mickey Johnson	82	61	2647	588-1271	.463		5-32	.156		385-482	.799		258	423	681	344	291-11	153	286	112	1566	19.1
Johnny Davis	82	82	2912	496-1159	.428		4-42	.095		304-352	.864		102	124	226	440	178-0	110	202	23	1300	15.9
James Edwards	82	82	2314	528-1032	.512		0-1	.000		231-339	.681		179	399	578	127	324-12	55	131	104	1287	15.7
Alex English	54	15	1526	346-686	.504		0-3	.000		114-140	.814		167	213	380	142	128-0	45	124	33	806	14.9
George McGinnis	28	18	784	132-302	.437		1-8	.125		104-181	.575		88	149	237	112	116-4	32	93	6	369	13.2
Billy Knight	75	43	1910	385-722	.533		4-15	.267		212-262	.809		136	225	361	155	96-0	82	132	9	986	13.1
Mike Bantom	77	69	2330	384-760	.505		1-3	.333		139-209	.665		192	264	456	279	268-7	85	189	49	908	11.8
Dudley Bradley	82	38	2027	275-609	.452		2-5	.400		136-174	.782		69	154	223	252	194-1	211	166	48	688	8.4
Joe Hassett	74	2	1135	215-509	.422	69-198	.348			24-29	.828		35	59	94	104	85-0	46	45	8	523	7.1
Clemon Johnson	79	0	1541	199-396	.503		0-0	.000		74-117	.632		145	249	394	115	211-2	48	78	121	472	6.0
Phil Chenier	23	0	380	52-135	.385		2-6	.333		18-26	.692		9	26	35	47	29-0	15	26	10	124	5.4
Ron Carter	13	0	117	15-37	.405		0-0	.000		2-7	.286		5	14	19	9	19-0	2	10	3	32	2.5
Tony Zeno	8	0	59	6-21	.286		0-0	.000		2-21	.000		3	11	14	1	13-0	4	9	3	14	1.8
Brad Davis	5	0	43	2-7	.286		0-0	.000		3-4	.750		0	2	2	5	7-0	3	3	0	7	1.4
John Kuester	24	0	100	12-34	.353		0-0	.000		5-7	.714		3	11	14	16	8-0	7	5	1	29	1.2
Corky Calhoun	7	0	30	4-9	.444		0-0	.000		0-2	.000		7	3	10	0	6-0	2	1	0	8	1.1
PACERS	82	410	19855	3639-7689	.473		88-314	.280		1753-2333	.751		1398	2326	3724	2148	1973-37	900	1517	530	9119	111.2
OPPONENTS	82	410	19855	3693-7545	.489		56-228	.246		1734-2295	.756		1394	2552	3946	2323	2028-26	738	1758	470	9176	111.9

1979-80 SEASON (37-45)

OCTOBER

12	at Detroit	L	105-114
13	Atlanta	W	115-101
16	New Jersey	W	113-100
17	at Houston	L	112-116
18	at Atlanta	L	85-115
20	Boston	W	131-128 OT
23	at New York	L	112-136
24	at Philadelphia	L	110-132
26	Washington	W	118-108
27	at San Antonio	L	121-128
31	Houston	W	133-129 OT

NOVEMBER

2	at New Jersey	L	93-115
3	Philadelphia	L	114-120 2OT
6	at Cleveland	L	117-134
7	Portland	W	97-90
10	at Golden State	W	104-101
12	at Utah	W	113-105 OT
14	at Phoenix	L	100-104
16	at San Diego	L	97-105
18	at Los Angeles	L	104-127
21	New York	W	119-108
23	at Boston	L	103-118
24	Detroit	W	115-97
26	at Philadelphia	L	112-113
28	Milwaukee	L	79-87
30	at Washington	W	99-91

DECEMBER

1	Boston	L	102-106 OT
5	Cleveland	W	118-99
6	Detroit	W	103-102
11	at New York	W	124-122 OT
12	Seattle	L	107-112
14	Washington	W	111-109
16	at Kansas City	L	105-107
19	at San Antonio	L	123-127
22	Atlanta	W	130-110
26	at Detroit	W	98-97
28	at New Jersey	L	101-116
29	Utah	L	114-116

JANUARY

2	Los Angeles	L	120-127
3	at Milwaukee	L	96-106
5	at Denver	L	105-111
8	at Portland	W	122-118
9	at Seattle	L	111-120
11	at Chicago	W	110-105
12	Detroit	W	122-109
16	Denver	W	117-99
19	Kansas City	W	108-103
23	San Antonio	L	130-144
25	San Diego	W	139-117
26	at Cleveland	W	115-114
27	Cleveland	W	123-121
29	Houston	W	133-112
30	at Washington	L	119-120
31	New York	L	102-112

FEBRUARY

5	Philadelphia	L	108-109
7	Washington	W	134-104
8	at Boston	L	108-130
9	San Antonio	W	131-127
13	New Jersey	L	96-98
14	at Cleveland	W	118-114
15	Golden State	L	107-118
17	Chicago	W	108-100
20	New York	W	131-86
24	Phoenix	L	105-113
26	at Houston	L	88-93
27	at Atlanta	L	111-116

MARCH

2	at Washington	L	104-118
4	at New Jersey	L	109-114
5	at Philadelphia	L	113-120
7	Atlanta	L	94-99
9	Cleveland	L	107-113
11	Boston	W	114-108
13	at New York	W	107-100
14	Philadelphia	W	104-94
16	at Atlanta	L	90-95
18	at Boston ¹	L	102-114
19	New Jersey	W	125-112
21	at San Antonio	L	109-116
22	at Houston	L	110-125
26	at Detroit	W	124-114
28	San Antonio	W	127-122
30	Houston	L	106-121

¹ at Hartford, Conn.

1980-81

PLAYER	G	GS	MIN	FGM-FGA	PCT	3-POINT		FTM-FTA	PCT	OR	DR	TR	AST	PF-DQ	STL	TO	BKS	PTS	AVG
						FGM-FGA	PCT												
Billy Knight	82	70	2385	546-1025	.533	3-19	.158	341-410	.832	191	219	410	157	155-1	84	177	12	1436	17.5
James Edwards	81	80	2375	511-1004	.509	0-3	.000	244-347	.703	191	380	571	212	304-7	32	164	128	1266	15.6
Johnny Davis	76	73	2536	426-917	.465	4-33	.121	238-299	.796	56	114	170	480	179-2	95	167	14	1094	14.4
Mike Bantom	76	74	2375	431-882	.489	0-6	.000	199-281	.708	150	277	427	240	284-9	80	197	85	1061	14.0
George McGinnis	69	56	1845	348-768	.453	0-7	.000	207-385	.538	164	364	528	210	242-3	99	221	28	903	13.1
George Johnson	43	19	930	182-394	.462	0-5	.000	93-122	.762	99	179	278	86	120-1	47	85	23	457	10.6
Louis Orr	82	7	1787	348-709	.491	0-6	.000	163-202	.807	172	189	361	132	153-0	55	123	25	859	10.5
Dudley Bradley	82	24	1867	265-559	.474	2-16	.125	125-178	.702	70	123	193	188	236-2	186	122	37	657	8.0
Clemon Johnson	81	2	1643	235-466	.504	0-1	.000	112-189	.593	173	295	468	144	185-1	44	121	119	582	7.2
Don Buse	58	4	1095	114-287	.397	19-58	.328	50-65	.769	19	65	84	140	61-0	74	38	8	297	5.1
Kenny Natt	19	0	149	25-77	.325	2-8	.250	7-11	.636	9	6	15	10	18-0	5	10	1	59	3.1
Jerry Sichting	47	1	450	34-95	.358	0-5	.000	25-32	.781	11	32	43	70	38-0	23	28	1	93	2.0
Tom Abernethy	29	0	259	24-56	.429	0-1	.000	11-19	.569	19	21	40	18	29-0	6	6	3	59	2.0
Dick Miller	5	0	34	2-6	.333	0-1	.000	0-0	.000	1	3	4	4	2-0	3	4	0	4	0.8
PACERS	82	410	19730	3491-7245	.482	30-169	.178	1815-2540	.751	1325	2267	3592	2091	2006-26	833	1491	484	8827	107.6
OPPONENTS	82	410	19730	3457-7071	.489	41-179	.229	1757-2290	.767	1246	2407	3653	2113	2064-27	695	1655	439	8712	106.2

1980-81 SEASON (44-38)

OCTOBER

10	at New Jersey	W	110-91
11	Detroit	W	100-87
15	Chicago	L	97-108
18	Boston	W	103-99
21	at Atlanta	W	121-116
22	Milwaukee	L	105-119
24	Atlanta	W	104-97
25	at Cleveland	L	100-118
29	New York	W	102-95
31	at Chicago	W	121-114

NOVEMBER

1	New Jersey	W	113-100
2	at Milwaukee	L	121-135
4	at Phoenix	L	108-109
8	at Golden State	L	111-118
10	at Utah	L	106-108
11	at San Antonio	W	119-113
13	Philadelphia	L	103-130
14	Washington	W	118-108
18	at Detroit	W	102-97
19	Boston	L	91-103
21	at Philadelphia	L	88-97
22	Houston	W	129-120
26	Atlanta	W	110-89
27	at Washington	L	108-123
29	Cleveland	W	117-101

DECEMBER

2	at New York	W	113-96
3	Washington	W	128-115
5	at Milwaukee	L	100-102
6	Kansas City	W	107-88
10	Phoenix	W	102-90
11	at Cleveland	W	103-100
13	at Washington	L	105-114
16	Philadelphia	L	107-109
19	at Detroit	L	106-109
20	at Kansas City	W	107-103
23	New Jersey	W	125-109
26	at Los Angeles	L	115-116
27	at San Diego	L	109-121
30	at Denver	L	110-127

JANUARY

2	at Atlanta	W	109-106
3	San Diego	W	128-104
4	at New Jersey	W	113-104
7	New Jersey	W	112-103
8	at New York	W	116-115 OT
10	Milwaukee	W	106-102
14	Detroit	W	101-99
16	Seattle	L	94-95
18	Utah	W	110-89
20	at Chicago	L	105-121
21	at Philadelphia	L	104-118
23	at Boston	L	103-104
24	Dallas	W	107-89
27	at Cleveland	L	109-114
28	Golden State	W	108-102

FEBRUARY

3	at Milwaukee	W	108-99
4	Los Angeles	L	96-102
5	at Boston	L	98-111
7	Cleveland	W	99-96
8	at Detroit	W	124-101
11	Milwaukee	L	101-107
13	at New Jersey	L	100-103
15	Chicago	W	113-107
18	Atlanta	L	96-99
20	San Antonio	W	109-106
22	Portland	L	109-113 OT
25	at Houston	L	100-101
27	at Dallas	W	118-111

MARCH

3	at Portland	L	112-117
4	at Seattle	L	93-105
6	Boston	W	110-104
8	Denver	W	129-119
10	Philadelphia	L	102-103
12	at Washington	W	114-107
13	at Boston ¹	W	101-94
14	Detroit	L	94-101
17	at New York	L	89-114
18	at Philadelphia	L	95-107
20	New York	L	107-110
22	Cleveland	W	107-101
26	at Atlanta	W	115-107
27	Washington	W	122-107
29	Chicago	L	97-101

PLAYOFFS

FIRST ROUND

31	at Philadelphia	L	108-124
----	-----------------	---	---------

APRIL

2	Philadelphia	L	85-96
---	--------------	---	-------

¹ at Hartford, Conn.

1981-82

PLAYER	G	GS	MIN	FGM-FGA	PCT	3-POINT		FTM-FTA	PCT	OR	DR	TR	AST	PF-DQ	STL	TO	BKS	PTS	AVG
						FGM-FGA	PCT												
Johnny Davis	82	70	2664	538-1153	.467	5-27	.185	315-394	.799	72	106	178	346	176-1	76	186	11	1396	17.0
Billy Knight	81	19	1803	378-764	.495	9-32	.281	233-282	.826	97	160	257	118	132-0	63	137	14	998	12.3
Mike Bantom	39	37	1037	178-406	.438	1-3	.333	101-153	.660	87	127	214	68	139-5	38	85	24	456	11.7
Herb Williams	82	75	2277	407-854	.477	2-7	.286	126-188	.670	175	430	605	139	200-0	53	137	178	942	11.5
Louis Orr	80	41	1951	357-719	.497	1-8	.125	203-254	.799	127	204	331	134	182-1	56	137	26	918	11.5
Tom Owens	74	40	1599	299-636	.470	1-2	.500	181-226	.801	142	230	372	127	259-7	41	137	37	780	10.5
Don Buse	82	78	2529	312-685	.455	73-189	.386	100-123	.813	46	177	223	407	176-0	164	95	27	797	9.7
Clemson Johnson	79	42	1979	312-641	.487	0-0	.000	123-189	.651	184	387	571	127	241-3	60	138	112	747	9.5
Butch Carter	75	0	1035	188-402	.468	8-25	.320	58-70	.829	30	49	79	60	110-0	34	52	11	442	5.9
George Johnson	59	4	720	120-291	.412	0-2	.000	60-80	.750	72	145	217	40	147-2	36	70	25	300	5.1
George McGinnis	76	4	1341	141-378	.373	0-3	.000	72-159	.453	93	305	398	204	198-4	96	131	28	354	4.7
Jerry Sichting	51	0	800	91-194	.469	1-9	.111	29-38	.763	14	41	55	117	63-0	33	42	1	212	4.2
Ray Townsend	14	0	95	11-41	.268	2-9	.222	11-20	.550	2	11	13	10	18-0	3	6	0	35	2.5
PACERS	82	410	19830	3332-7164	.465	103-316	.326	1612-2176	.741	1141	2372	3513	1897	2041-23	753	1393	494	8379	102.2
OPPONENTS	82	410	19830	3470-7062	.491	34-183	.186	1558-2133	.730	1204	2598	3802	2053	2016-14	678	1517	397	8532	104.0

1981-82 SEASON (35-47)

OCTOBER

30	Chicago	W	96-94
31	at New York	W	106-99

NOVEMBER

4	at Philadelphia	L	99-107
6	at Boston	L	94-111
8	at New Jersey	L	86-89
10	Cleveland	W	109-102
12	at Phoenix	L	93-95
14	at San Diego	W	123-114
15	at Los Angeles	L	123-124 OT
17	Houston	L	82-102
19	Kansas City	W	102-99
21	at Atlanta	L	100-107
24	New York	W	127-112
25	at Cleveland	W	108-102
27	Philadelphia	L	112-124 OT
28	at Washington	W	92-90

DECEMBER

1	Boston	W	90-87
4	Detroit	W	105-95
8	at Chicago	L	116-118 OT
9	Utah	W	113-77
11	at Milwaukee	L	100-103 OT
12	New Jersey	W	101-88
15	Milwaukee	L	96-104
17	at Detroit	W	100-96
18	Cleveland	W	109-73
22	Atlanta	W	92-88
25	at Washington	L	98-115
26	New York	L	106-112
28	at New Jersey	W	103-95
29	Milwaukee	L	96-107

JANUARY

2	Washington	L	103-107
5	Phoenix	W	87-82
8	at Utah	L	102-108
9	at Golden State	L	106-115
12	at Portland	L	93-105
13	at Seattle	L	86-106
15	Los Angeles	L	92-97
17	Chicago	W	116-103
19	at Chicago	L	100-110
20	at Boston	L	103-112
22	Philadelphia	L	105-112
23	at San Antonio	W	107-98
26	at Houston	L	94-104

FEBRUARY

2	Boston	L	105-109
3	at Cleveland	L	104-108
4	Denver	W	131-114
6	Dallas	L	89-95
9	Milwaukee	L	101-108
10	at Philadelphia	L	96-102
13	at Cleveland	W	110-109
14	Portland	W	107-91
17	at Milwaukee	L	93-104
18	San Diego	W	119-114
20	at Detroit	L	100-115
21	New Jersey	W	118-107
24	New York	W	118-87
26	San Antonio	W	108-100
28	Detroit	W	112-101

MARCH

2	at Denver	W	132-124 OT
3	at Kansas City	L	82-120
7	at Dallas	W	108-106
9	Golden State	L	85-92
10	at Boston	L	100-121
12	at Washington	L	105-110
13	at Atlanta	L	90-110
16	Seattle	W	109-96
19	at Philadelphia	L	95-112
20	New Jersey	W	104-101
24	Washington	L	106-114
26	Atlanta	L	87-100
28	Chicago	W	102-101
30	at New York	L	104-108
31	Detroit	W	108-106

APRIL

3	at Detroit	L	102-105
4	at Milwaukee	L	115-129
7	Washington	L	85-97
9	Cleveland	W	100-97
10	at New Jersey	L	86-115
13	Philadelphia	L	89-93
15	Atlanta	W	108-102
16	at Atlanta	L	91-109
18	at Chicago	L	104-112

1982-83

PLAYER	G	GS	MIN	3-POINT			FTM-FTA	PCT	OR	DR	TR	AST	PF-DQ	STL	TO	BKS	PTS	AVG	
				FGM-FGA	PCT	PCT													
Clark Kellogg	81	81	2761	680-1420	.479	4-18	.222	261-352	.741	340	520	860	223	298-6	141	217	43	1625	20.1
Billy Knight	80	54	2262	512-984	.520	3-19	.158	343-408	.841	152	172	324	192	143-0	66	193	8	1370	17.1
Herb Williams	78	74	2513	580-1163	.499	0-7	.000	155-220	.705	151	432	583	262	230-4	54	229	171	1315	16.9
George Johnson	82	64	2297	409-858	.477	7-38	.184	126-172	.733	176	369	545	220	279-6	77	242	53	951	11.6
Butch Carter	81	28	1716	354-706	.501	17-51	.333	124-154	.805	62	88	150	194	207-5	78	118	13	849	10.5
Clemon Johnson	51	7	1216	208-399	.521	0-1	.000	77-122	.631	115	204	319	115	137-2	51	88	63	493	9.7
Jerry Sichting	78	58	2435	316-661	.478	3-18	.167	92-107	.860	33	122	155	433	185-0	104	138	2	727	9.3
Russ Schoene	31	5	520	101-228	.443	1-3	.333	40-55	.727	44	57	101	27	74-1	12	35	14	243	7.8
Brad Branson	62	2	680	131-308	.425	0-1	.000	76-108	.704	73	100	173	46	81-0	27	45	26	338	5.5
Marty Byrnes	80	12	1436	157-374	.420	6-26	.231	71-95	.747	75	116	191	179	149-1	41	73	6	391	4.9
John Duren	82	24	1433	163-360	.453	0-13	.000	43-54	.796	38	69	107	200	203-2	66	96	5	369	4.5
Jose Slaughter	63	1	515	89-238	.374	9-41	.220	38-59	.644	34	34	68	52	93-0	36	42	7	225	3.6
Guy Morgan	8	0	46	7-24	.292	0-0	.000	1-4	.250	6	11	17	7	7-0	2	2	0	15	1.9
PACERS	82	410	19830	3707-7723	.480	50-236	.212	1447-1910	.758	1299	2294	3593	2150	2086-27	755	1535	411	8911	108.7
OPPONENTS	82	410	19830	3768-7284	.517	40-142	.282	1815-2413	.752	1206	2564	3770	2237	1886-17	761	1643	439	9391	114.5

1982-83 SEASON (20-62)

OCTOBER

29	Washington	W	93-90
31	Detroit	L	115-118

NOVEMBER

3	at Boston	L	104-111
6	at Washington	L	115-119 OT
9	San Diego	W	100-95
10	at Detroit	L	91-115
12	at Philadelphia	W	117-108
13	Chicago	W	119-115
16	at Milwaukee	L	103-115
17	Golden State	W	124-122 OT
19	Houston	L	98-109
21	Milwaukee	L	98-109
23	at New York	W	94-90
24	Philadelphia	L	106-121
26	Washington	L	85-87
27	at Atlanta	L	98-117

DECEMBER

1	Milwaukee	L	105-125
3	Cleveland	W	111-103
4	at Cleveland	L	89-109
8	Denver	W	130-126
10	New York	W	108-100
12	at Milwaukee	L	108-120
15	Atlanta	L	101-107
17	at Houston	L	107-114
18	at Chicago	L	127-131
22	at Cleveland	L	98-100
26	New York	W	87-81
28	at Denver	L	150-155 OT
30	at Utah	W	115-114

JANUARY

2	at Golden State	L	105-114
4	at Portland	L	117-119
5	at Seattle	W	108-104
7	Phoenix	L	101-108
12	New Jersey	L	114-120
14	Chicago	L	123-126 OT
15	at Philadelphia	L	105-114
18	Boston	L	126-130
20	at San Diego	L	95-100
21	at Phoenix	W	118-117
23	at Los Angeles	L	102-105
25	Dallas	L	125-134
27	San Antonio	L	138-143
29	Kansas City	W	133-122

FEBRUARY

1	at New Jersey	L	111-120
2	Detroit	W	141-135
4	Boston	L	93-102
6	at Washington	L	99-103
7	at New York	L	99-105
9	at New Jersey	L	90-105
10	Cleveland	L	95-99
15	at Chicago	W	113-110
16	Chicago	L	113-117
18	at Milwaukee	L	94-121
20	Los Angeles	L	112-126
22	New Jersey	L	108-110
24	New York	L	101-113
27	Atlanta	L	107-125

MARCH

1	at Atlanta	L	106-109
4	at Kansas City	L	103-120
6	at Chicago	L	98-106
8	at Detroit	L	101-107
9	Portland	L	97-101
11	Seattle	L	121-127
13	Detroit	W	118-114
15	Philadelphia	L	128-132
17	at Dallas	L	105-120
19	at San Antonio	L	118-138
22	Atlanta	L	102-111
23	at Detroit	L	96-109
25	Utah	W	119-117
27	at Washington	L	101-120
29	Boston	W	130-101
30	at Boston	L	116-142

APRIL

1	Washington	L	109-123
2	at Atlanta	L	99-109
5	at New Jersey	L	110-121
8	at Philadelphia	L	118-126 OT
10	at Cleveland	L	105-110
11	at New York	L	92-121
13	Milwaukee	W	113-90
15	Cleveland	L	124-132 OT
17	New Jersey	L	99-112

1983-84

PLAYER	G	GS	MIN	FGM-FGA PCT			3-POINT FGM-FGA PCT			FTM-FTA PCT			OR	DR	TR	AST	PF-DQ	STL	TO	BKS	PTS	AVG
				FGM-FGA	PCT		FGM-FGA	PCT		FTM-FTA	PCT											
Clark Kellogg	79	79	2676	619-1193	.519		7-21	.333		261-340	.768		230	489	719	234	242-2	121	218	28	1506	19.1
Herb Williams	69	53	2279	411-860	.478		0-4	.000		207-295	.702		154	400	554	215	193-4	60	207	108	1029	14.9
Butch Carter	73	54	2045	413-862	.479		15-46	.326		136-178	.764		70	83	153	206	211-1	128	141	13	977	13.4
George Johnson	81	20	2073	411-884	.465		11-47	.234		223-270	.826		139	321	460	195	256-3	82	186	49	1056	13.0
Steve Stipanovich	81	73	2426	392-816	.480		3-16	.188		183-243	.753		116	446	562	170	303-4	73	161	67	970	12.0
Jerry Sichting	80	80	2497	397-746	.532		6-20	.300		117-135	.867		44	127	171	457	179-0	90	144	8	917	11.5
Brook Steppe	61	13	857	148-314	.471		0-3	.000		134-161	.832		43	79	122	79	93-0	34	83	6	430	7.0
Kevin McKenna	61	13	923	152-371	.410		3-17	.176		80-98	.816		30	65	95	114	133-3	46	62	5	387	6.3
Jim Thomas	72	15	1219	187-403	.464		1-11	.091		80-110	.727		59	90	149	130	115-1	60	69	6	455	6.3
Leroy Combs	48	0	446	81-163	.497		0-3	.000		56-91	.615		19	37	56	38	49-0	23	46	18	218	4.5
Sidney Lowe	78	2	1238	107-259	.413		2-18	.111		108-139	.777		30	92	122	269	112-0	93	106	5	324	4.2
Granville Waiters	78	8	1040	123-238	.517		0-1	.000		31-51	.608		64	163	227	60	164-2	24	65	85	277	3.6
Tracy Jackson	2	0	10	1-4	.250		0-0	.000		4-41.000			1	0	1	0	3-0	0	1	0	6	3.0
Bruce Kuczenski	5	0	51	5-17	.294		0-0	.000		4-41.000			3	6	9	2	8-0	0	8	0	14	2.8
PACERS	82	410	19780	3447-7130	.483		48-207	.232		1624-2119	.766		1002	2398	3400	2169	2061-20	834	1525	398	8566	104.5
OPPONENTS	82	410	19780	3552-7175	.495		29-146	.199		1828-2415	.757		1194	2564	3758	2117	1930-15	761	1587	444	8961	109.3

1983-84 SEASON (26-56)

OCTOBER

28	at Milwaukee	L	83-104
29	Philadelphia	L	112-124 OT

NOVEMBER

1	Houston	W	116-108
4	at Boston	L	105-121
5	Cleveland	W	99-87
8	Boston	L	97-99
10	New York	L	91-99
12	New Jersey	W	111-101
15	at New York	L	87-94
17	at Washington	L	94-102
19	at Chicago	L	105-110
22	at Atlanta	L	93-104
23	Detroit	L	113-115
25	Golden State	L	105-110
27	New York	W	101-91
29	Philadelphia	L	96-98

DECEMBER

2	at Cleveland	L	99-108
3	at Detroit	L	99-117
7	Boston	L	95-100
9	Atlanta	W	110-104
10	at Kansas City	L	103-119
14	at Dallas	L	109-117
16	at San Antonio	L	92-120
17	at Houston	L	94-109
21	at Utah	L	115-133
22	at Denver	W	133-132
27	Milwaukee	W	115-104
30	at New Jersey	L	106-118

JANUARY

2	Atlanta	W	96-86
4	Chicago	W	102-89
6	Phoenix	W	104-88
7	at New York	L	103-140
10	at Chicago	L	104-105
11	Detroit	L	96-112
13	at Atlanta	L	108-117
15	New Jersey	L	134-140 OT
17	Milwaukee	L	92-112
20	at Boston ¹	L	125-132
21	Dallas	L	111-118
24	at Detroit	W	114-107
25	Denver	W	117-112
31	San Diego	W	111-97

FEBRUARY

1	at Philadelphia	L	103-111
3	at Boston	L	106-125
4	at Washington	L	101-125
7	Los Angeles	L	105-106
9	Seattle	W	107-102
11	Cleveland	L	83-86
13	San Antonio	L	108-117
15	Milwaukee	L	91-107
16	at New York	L	94-100
18	at Cleveland	W	118-93
19	Utah	W	106-104
22	Chicago	L	111-121
23	at New Jersey	L	103-110
24	Detroit	W	108-100
26	Portland	W	102-100
28	Washington	L	92-100

MARCH

2	at Seattle ²	L	90-99
3	at Portland	L	98-118
6	at Golden State	L	109-125
7	at San Diego	L	110-114
9	at Phoenix	L	110-130
10	at Los Angeles	W	126-114
13	Philadelphia	L	106-121
15	Kansas City	L	107-108
17	New Jersey	L	98-100
20	Boston	W	123-121 OT
23	Chicago	W	119-112
24	at Milwaukee	L	92-106
25	at Chicago	W	102-99
28	New York	W	99-93
30	Cleveland	W	90-87
31	at Cleveland	W	120-119 OT

APRIL

3	at Washington	L	94-106
4	at New Jersey	L	111-112
6	at Philadelphia	L	106-112
7	at Atlanta	L	103-122
10	at Detroit	L	98-100
11	Atlanta	L	111-114
13	Washington	W	119-115
14	at Milwaukee	L	92-104

¹ at Hartford, Conn.

² at Tacoma, Wash.

1984-85

PLAYER	G	GS	MIN	FGM-FGA	PCT	3-POINT		FTM-FTA	PCT	OR	DR	TR	AST	PF-DQ	STL	TO	BKS	PTS	AVG
						FGM-FGA	PCT												
Clark Kellogg	77	65	2449	562-1112	.505	7-14	.500	301-396	.760	224	500	724	244	247-2	86	231	26	1432	18.6
Herb Williams	75	70	2557	575-1211	.475	1-9	.111	224-341	.657	154	480	634	252	218-1	54	265	134	1375	18.3
Vern Fleming	80	65	2486	433-922	.470	0-4	.000	260-339	.767	148	175	323	247	232-4	99	197	8	1126	14.1
Steve Stipanovich	82	66	2315	414-871	.475	1-11	.091	297-372	.798	141	473	614	199	265-4	71	184	78	1126	13.7
Jim Thomas	80	52	2059	347-726	.478	8-42	.190	183-234	.782	74	187	261	234	195-2	76	131	5	885	11.1
Jerry Sichting	70	25	1808	325-624	.521	9-37	.243	112-128	.875	24	90	114	264	116-0	47	102	4	771	11.0
Terence Stansbury	74	14	1278	210-458	.459	4-25	.160	102-126	.810	39	75	114	127	205-2	47	80	12	526	7.1
Tony Brown	82	26	1586	214-465	.460	0-6	.000	116-171	.678	146	142	288	159	212-3	59	116	12	544	6.6
Bill Garnett	65	13	1123	149-310	.481	0-2	.000	120-174	.690	98	188	286	67	196-3	28	92	15	418	6.4
Greg Kelsner	10	0	114	21-53	.396	0-1	.000	20-28	.714	6	13	19	13	16-0	7	12	0	62	6.2
Devin Durrant	59	8	756	114-274	.416	0-3	.000	72-102	.706	49	75	124	80	106-0	19	77	10	300	5.1
Granville Waiters	62	5	703	85-190	.447	0-1	.000	29-50	.580	57	113	170	30	107-2	16	55	44	199	3.2
Ralph Jackson	1	0	12	1-3	.333	0-0	.000	0-0	.000	1	0	1	4	1-0	2	1	0	2	2.0
Stuart Gray	52	0	391	35-92	.380	0-0	.000	32-47	.681	29	94	123	15	82-1	9	51	14	102	2.0
Kenton Edelin	10	1	143	4-13	.308	0-0	.000	3-8	.375	8	18	26	10	39-1	5	3	4	11	1.1
PACERS	82	410	19780	3489-7324	.476	30-155	.194	1871-2516	.744	1198	2623	3821	1945	2237-25	625	1622	366	8879	108.3
OPPONENTS	82	410	19780	3628-7332	.495	64-200	.320	2068-2707	.764	1098	2583	3681	2242	2072-25	777	1424	523	9388	114.5

1984-85 SEASON (22-60)

OCTOBER

27	Washington	L	102-104
31	Dallas	L	100-101

NOVEMBER

2	at Cleveland	W	116-109
3	at New Jersey	L	117-118
7	at Philadelphia	L	113-134
9	at Milwaukee	L	105-122
10	Chicago	L	116-118
12	Boston	L	115-132
14	Houston	W	125-117
16	San Antonio	W	128-117 OT
17	at Atlanta	L	108-118
19	at Chicago	W	137-120
21	Philadelphia	L	107-112
23	Kansas City	L	105-122
24	at New York	L	100-119
27	Milwaukee	W	126-105
28	at Philadelphia	L	101-122
30	at New Jersey	L	100-123

DECEMBER

1	Detroit	L	109-131
6	at Washington	L	106-111
8	at Milwaukee	L	96-99
10	Atlanta	L	98-104
14	at Detroit	L	96-120
15	New Jersey	W	112-100
18	Utah	W	88-81
21	at Boston	L	107-117
22	Cleveland	L	103-106
26	at Washington	L	89-114
28	Detroit	L	110-116
29	at Kansas City	W	123-115

JANUARY

1	at Utah	W	119-117
3	at Golden State	W	112-96
5	at Seattle	L	97-104
6	at Portland	L	101-118
9	Milwaukee	L	105-106
11	at Detroit	L	109-120
12	New York	W	100-95
15	Atlanta	L	113-120
18	Boston	W	91-86
19	Chicago	W	110-107
21	Golden State	W	129-127 2OT
23	Portland	L	104-136
25	at Boston	L	94-125
26	at New York	L	106-109
29	at Atlanta ¹	L	106-115
30	Cleveland	W	120-115

FEBRUARY

1	Washington	W	102-95
3	at L.A. Lakers	L	100-122
4	at L.A. Clippers	L	96-115
7	at Phoenix	L	97-105
12	Philadelphia	L	116-124
14	Milwaukee	L	128-132 OT
15	at Chicago	W	114-96
17	Phoenix	L	97-115
20	Cleveland	L	92-102
22	L.A. Lakers	W	122-113
24	Boston	L	100-113
27	New York	W	108-106

MARCH

2	Seattle	L	92-106
5	at Dallas	L	102-108
6	at San Antonio	L	102-108
8	at Houston	L	105-125
9	at Denver	L	116-126
11	at Cleveland	L	110-122
12	New Jersey	W	109-108
14	L.A. Clippers	L	112-113
16	at New York	L	114-116
17	at New Jersey	L	105-129
20	Denver	L	119-123
22	New York	L	113-118
23	at Milwaukee	L	129-140
26	at Chicago	L	119-120
27	Atlanta	L	99-125
30	at Cleveland	L	94-117
31	Washington	L	105-111

APRIL

2	Detroit	L	121-124
3	at Boston	L	103-119
6	Philadelphia	W	121-117
8	Chicago	W	107-103
10	at Detroit	L	114-116
12	at Philadelphia	L	105-111
13	at Atlanta	L	117-122

¹ at New Orleans, La.

1985-86

PLAYER	G	GS	MIN	FGM-FGA	PCT	3-POINT		FTM-FTA	PCT	OR	DR	TR	AST	PF-DQ	STL	TO	BKS	PTS	AVG
						FGM-FGA	PCT												
Herb Williams	78	74	2770	627-1275	.492	1-2	.083	294-403	.730	172	538	710	174	244-2	50	210	184	1549	19.9
Clark Kellogg	19	12	568	139-294	.473	4-13	.308	53-69	.768	51	117	168	57	59-2	28	61	8	335	17.6
Wayman Tisdale	81	60	2277	516-1002	.515	0-2	.000	160-234	.684	191	393	584	79	290-3	32	188	44	1192	14.7
Vern Fleming	80	77	2870	436-862	.506	1-6	.167	263-353	.745	102	284	386	505	230-3	131	208	5	1136	14.2
Steve Stipanovich	79	65	2397	416-885	.470	2-10	.200	242-315	.768	173	450	623	206	261-1	75	146	69	1076	13.6
Clint Richardson	82	61	2224	335-736	.455	1-9	.111	123-147	.837	69	182	251	372	153-1	58	136	8	794	9.7
Ron Anderson	60	27	1469	273-554	.493	2-8	.250	73-111	.658	125	123	248	136	105-0	55	76	6	621	10.4
Terence Stansbury	74	17	1331	191-441	.433	9-53	.170	107-132	.811	29	110	139	206	200-2	59	139	8	498	6.7
Bryan Warrick	31	5	658	81-172	.471	2-10	.200	53-67	.791	10	56	66	109	76-0	25	48	2	217	7.0
Bill Martin	66	0	691	143-298	.480	0-8	.000	46-54	.852	42	60	102	52	108-1	21	58	7	332	5.0
Bill Garnett	80	2	1197	112-239	.469	0-2	.000	116-162	.716	106	169	275	95	174-0	39	91	22	340	4.3
Quinn Buckner	32	3	419	49-104	.471	0-1	.000	19-27	.704	9	42	51	86	80-0	40	55	3	117	3.7
Dwayne McClain	45	4	461	59-180	.383	1-9	.111	18-35	.514	14	16	30	67	61-0	38	40	4	157	3.5
Stuart Gray	67	3	423	54-108	.500	0-0	.000	47-74	.635	45	73	118	15	94-0	8	32	11	155	2.3
PACERS	82	410	19755	3441-7150	.481	23-143	.161	1614-2183	.739	1138	2613	3751	2159	2135-15	659	1515	381	8519	103.9
OPPONENTS	82	410	19755	3372-7123	.473	73-275	.265	1965-2571	.768	1050	2479	3529	2057	1909-4	745	1315	445	8792	107.2

1985-86 SEASON (26-56)

OCTOBER

26	New Jersey	W	119-92
30	at New Jersey	L	138-147 3OT

NOVEMBER

1	at Detroit	L	116-124
2	Detroit	L	117-128
6	at Philadelphia	L	97-105
9	Phoenix	W	127-105
13	at Boston	L	114-118
14	Cleveland	L	104-112
16	Boston	W	111-109
19	at Chicago	L	114-121
20	at Houston	L	97-126
22	at San Antonio	L	96-108
23	at Dallas	L	104-117
25	Utah	L	101-102
27	New York	L	77-80
29	Philadelphia	L	100-110
30	at Milwaukee	L	94-111

DECEMBER

3	at Cleveland	W	98-84
4	Denver	L	105-119
6	New York	W	107-83
10	at New York	L	64-82
11	San Antonio	W	114-101
13	Atlanta	W	109-89
14	at New Jersey	L	99-105
17	Philadelphia	L	96-102
20	Milwaukee	W	114-102
21	New Jersey	L	98-102
26	at Milwaukee	L	87-105
28	at Chicago	L	104-108
30	at Washington	W	97-80

JANUARY

2	Boston	L	104-122
4	L.A. Clippers	W	106-77
7	at New York	L	85-93
8	Sacramento	L	87-88
10	at L.A. Lakers	L	102-124
11	at Phoenix	L	99-128
13	at Golden State	L	108-119
15	Portland	L	104-109
17	Boston	L	105-123
18	at Cleveland	L	95-108
20	Detroit	W	105-99
24	Milwaukee	L	92-117
25	Golden State	W	124-101
28	at Atlanta	L	92-123
29	Washington	W	92-88
31	Seattle	W	101-94

FEBRUARY

2	Chicago	W	131-106
4	New Jersey	W	117-101
6	Atlanta	L	85-100
11	at Cleveland	L	97-119
12	Milwaukee	L	97-103
14	at Chicago	W	104-88
15	Cleveland	W	105-99
17	Chicago	W	124-110
19	L.A. Lakers	L	81-90
21	at Atlanta	L	98-106
23	at Boston ¹	L	98-113
25	Washington	W	100-87
27	at Utah	L	92-109
28	at Sacramento	L	100-121

MARCH

2	at L.A. Clippers	W	129-112
4	at Portland	L	99-102
5	at Seattle	W	120-112
7	at Denver	L	117-134
9	at Philadelphia	L	102-120
11	Philadelphia	L	91-101
12	at Detroit	L	101-111
14	at Milwaukee	W	114-104
15	Washington	W	105-100
17	New York	W	112-92
19	at Boston	L	108-127
22	at Washington	L	110-111
24	Dallas	L	120-126
26	Houston	L	101-110
28	Atlanta	L	92-100

APRIL

1	at Detroit	L	108-116
3	Chicago	L	108-109
5	Detroit	L	106-115
7	at New York	L	104-106
8	at Washington	W	111-104
11	at Philadelphia	L	122-130
12	at Atlanta	L	91-108

¹ at Hartford, Conn.

1986-87

PLAYER	G	GS	MIN	3-POINT			FTM-FTA	PCT	OR	DR	TR	AST	PF-DQ	STL	TO	BKS	PTS	AVG
				FGM-FGA	PCT	FGM-FGA												
Chuck Person	82	78	2956	635-1358	.468	49-138	.355	222-297	.747	168	509	677	295	310-4	90	211	16	1541 18.8
John Long	80	68	2265	490-1170	.419	19-67	.283	219-246	.890	75	142	217	258	167-1	96	153	8	1218 15.2
Herb Williams	74	67	2526	451-939	.480	0-9	.000	199-269	.740	143	400	543	174	255-9	59	145	93	1101 14.9
Wayman Tisdale	81	15	2159	458-892	.513	0-2	.000	258-364	.709	217	258	475	117	293-9	50	139	26	1174 14.5
Steve Stipanovich	81	81	2761	382-760	.503	1-4	.250	307-367	.837	184	486	670	180	304-9	106	130	97	1072 13.2
Vern Fleming	82	82	2549	370-727	.509	2-10	.200	238-302	.788	109	225	334	473	222-3	109	167	18	980 12.0
Clint Richardson	78	14	1396	218-467	.467	6-17	.353	59-74	.797	51	92	143	241	106-0	49	85	7	501 6.4
Ron Anderson	63	0	721	139-294	.473	0-5	.000	85-108	.787	73	78	151	54	65-0	31	55	3	363 5.8
Clark Kellogg	4	4	60	8-22	.364	1-2	.500	3-4	.750	7	4	11	6	12-0	5	4	0	20 5.0
Kyle Macy	76	0	1250	164-341	.481	14-46	.304	34-41	.829	25	41	66	197	136-0	59	58	7	376 4.9
Michael Brooks	10	0	148	13-37	.351	0-0	.000	7-10	.700	9	10	19	11	19-0	9	11	0	33 3.3
Walker Russell	48	0	511	64-165	.388	2-16	.125	27-37	.730	18	37	55	129	62-0	20	60	5	157 3.3
Peter Verhoeven	5	0	44	5-14	.357	0-0	.000	0-0	.000	2	5	7	2	11-1	2	0	1	10 2.0
Stuart Gray	55	1	456	41-101	.406	0-0	.000	28-39	.718	39	90	129	26	93-0	10	36	28	110 2.0
Greg Dreiling	24	0	128	16-37	.432	0-0	.000	10-12	.833	12	31	43	7	42-0	2	7	2	42 1.8
PACERS	82	410	19930	3454-7324	.472	94-316	.297	1696-2170	.782	1132	2464	3596	2170	2097-36	697	1276	311	8698 106.1
OPPONENTS	82	410	19930	3344-6969	.480	103-345	.299	1960-2584	.759	1117	2584	3701	2019	1852-14	660	1416	472	8751 106.7

1986-87 SEASON (41-41)

OCTOBER

31 at Philadelphia L 104-108

NOVEMBER

1 Detroit W 92-89
 4 Philadelphia W 125-121 2OT
 5 at Boston L 102-133
 8 San Antonio W 130-97
 11 at Milwaukee L 94-102
 13 at New Jersey W 120-117 OT
 15 Milwaukee W 104-103
 16 at Washington L 111-124
 18 at L.A. Clippers W 98-93
 20 at Sacramento L 83-92
 22 at Seattle L 111-121
 23 at Portland L 95-108
 26 Houston L 88-92
 28 Denver W 126-102
 30 Portland L 101-118

DECEMBER

2 at Milwaukee L 88-95
 3 Washington W 116-103
 5 Atlanta W 119-113
 10 at Philadelphia L 112-122
 11 Cleveland W 115-94
 13 New Jersey W 95-91
 17 at Boston L 101-113
 18 Chicago L 88-97
 20 at New York W 123-99
 21 at Cleveland L 94-104
 23 Detroit W 111-98
 27 at Chicago L 93-105
 30 Cleveland W 111-99

JANUARY

2 L.A. Clippers W 116-106
 5 at Dallas W 144-135
 6 at San Antonio W 101-99
 8 at Houston L 96-110
 10 at Utah L 96-105
 13 Philadelphia L 94-101
 15 Washington W 113-105
 17 Dallas W 119-115 2OT
 19 Chicago W 109-95
 21 at Boston L 100-130
 22 L.A. Lakers L 108-118
 24 Phoenix L 103-104
 27 at Atlanta L 98-114
 30 Boston L 94-100
 31 at Cleveland L 100-102

FEBRUARY

3 Philadelphia L 94-99
 5 at Detroit W 98-93
 10 at Golden State W 126-125 OT
 11 at Phoenix W 121-105
 13 at L.A. Lakers L 108-113
 14 at Denver L 113-129
 16 Golden State W 112-93
 18 Seattle W 105-88
 20 at Atlanta W 107-105
 22 Sacramento W 103-101
 24 at Milwaukee L 114-120 2OT
 26 at Washington L 94-100
 27 at New Jersey L 115-125

MARCH

1 New York W 122-115 OT
 3 Atlanta L 108-109
 7 Milwaukee L 120-124
 9 Utah W 107-102
 11 Detroit L 98-107
 13 Boston W 116-109
 15 New Jersey W 123-99
 16 at Detroit L 95-115
 19 at New York L 105-111 OT
 21 Cleveland W 77-76
 23 Washington W 101-92
 25 Milwaukee W 125-108
 27 New York W 100-91
 28 at Atlanta W 120-114

APRIL

1 Chicago W 99-94
 2 at Detroit L 73-119
 4 at New York L 108-112
 7 New Jersey W 128-114
 9 at Cleveland L 99-111
 10 at Washington W 115-101
 12 at Chicago L 95-116
 13 Atlanta L 101-102
 15 Boston L 85-108
 17 at Philadelphia W 115-111
 18 at New Jersey W 112-103

PLAYOFFS

FIRST ROUND

24 at Atlanta L 94-110
 26 at Atlanta L 93-94
 29 Atlanta W 96-87

MAY

1 Atlanta L 97-101

1987-88

PLAYER	G	GS	MIN	FGM-FGA			3-POINT			FTM-FTA	PCT	OR	DR	TR	AST	PF-DQ	STL	TO	BKS	PTS	AVG
				FGM-FGA	PCT	FGM-FGA	PCT	FGM-FGA	PCT												
Chuck Person	79	71	2807	575-1252	.459	59-177	.333	132-197	.670	171	365	536	309	266-4	73	210	8	1341	17.0		
Wayman Tisdale	79	57	2378	511-998	.512	0-2	.000	246-314	.783	168	323	491	103	274-0	54	145	34	1268	16.1		
Vern Fleming	80	80	2733	442-845	.523	0-13	.000	227-283	.802	106	258	364	568	225-0	115	175	11	1111	13.9		
Steve Stipanovich	80	80	2692	411-828	.496	3-15	.200	254-314	.809	157	505	662	183	302-8	90	156	69	1079	13.5		
John Long	81	81	2022	417-879	.474	34-77	.442	166-183	.907	72	157	229	173	164-1	84	127	11	1034	12.8		
Reggie Miller	82	1	1840	306-627	.488	61-172	.355	149-186	.801	95	95	190	132	157-0	53	101	19	822	10.0		
Herb Williams	75	37	1966	311-732	.425	0-6	.000	126-171	.737	116	353	469	98	244-1	37	119	146	748	10.0		
Ron Anderson	74	1	1097	217-436	.498	0-2	.000	108-141	.766	89	127	216	78	98-0	41	73	6	542	7.3		
Scott Skiles	51	2	760	86-209	.411	6-20	.300	45-54	.833	11	55	66	180	97-0	22	76	3	223	4.4		
Stuart Gray	74	0	807	90-193	.466	0-1	.000	44-73	.603	70	180	250	44	152-1	11	50	32	224	3.0		
Clinton Wheeler	59	0	513	62-132	.470	0-0	.000	25-34	.735	19	21	40	103	37-0	36	52	2	149	2.5		
Greg Dreiling	20	0	74	8-17	.471	0-0	.000	18-26	.692	3	14	17	5	19-0	2	11	4	34	1.7		
Brian Rowsom	4	0	16	0-6	.000	0-0	.000	6-61	.000	1	4	5	1	3-0	1	1	0	6	1.5		
PACERS	82	410	19705	3436-7154	.480	163-485	.336	1546-1982	.780	1078	2457	3535	1977	2038-20	619	1318	345	8581	104.6		
OPPONENTS	82	410	19705	3335-7060	.472	118-368	.321	1858-2446	.760	1160	2500	3660	1933	1859-8	700	1269	407	8646	105.4		

1987-88 SEASON (38-44)

NOVEMBER

6	at Philadelphia	L	95-108
7	New York	W	108-95
10	Detroit	W	121-118
11	at Boston	L	106-120
14	at Chicago	W	111-110
15	Boston	L	98-103
17	at Sacramento	W	126-111
18	at Denver	W	117-106
20	at Utah	L	81-112
22	at Portland	L	110-120
25	San Antonio	W	133-102
27	Atlanta	W	88-86
28	Seattle	W	131-115
30	at Milwaukee	L	94-104

DECEMBER

2	Washington	W	108-102
4	Cleveland	L	90-108
8	Milwaukee	W	103-101
10	at New Jersey	W	108-91
12	Portland	L	101-108
15	at Atlanta	L	91-93
17	at Washington	L	111-115 OT
18	Utah	W	121-97
20	at Cleveland	L	116-127
23	Dallas	L	109-110
26	Chicago	W	106-92
30	Detroit	L	95-105

JANUARY

2	at Milwaukee	W	99-97
5	at Chicago	L	77-93
7	Milwaukee	W	114-108
9	L.A. Lakers	L	98-101
11	L.A. Clippers	W	111-90
13	at Dallas	L	108-110
14	at San Antonio	W	112-108
16	at Houston	L	102-132
18	at Seattle	L	105-115
20	at L.A. Clippers	L	97-104
22	New Jersey	W	113-104
24	Phoenix	W	128-109
26	Chicago	W	97-93
27	at Detroit	L	86-103
29	at Philadelphia	L	89-94

FEBRUARY

1	Golden State	W	90-88
3	at Boston	L	103-118
4	Philadelphia	W	109-95
9	at L.A. Lakers	W	110-108
11	at Golden State	W	108-107
12	at Phoenix	W	107-102
16	New York	W	117-104
18	Cleveland	W	88-83
21	Sacramento	W	130-112
23	at Atlanta	L	111-131
24	Milwaukee	L	94-97
26	Atlanta	L	101-116
27	at New Jersey	W	106-98

MARCH

1	at New York	L	96-98
2	at Washington	L	102-111
4	Washington	L	88-95
6	Philadelphia	L	100-105
8	Detroit	W	117-104
11	at Boston ¹	L	112-122
13	Denver	L	100-108
15	Boston	L	113-119
17	Washington	W	99-95
18	at Philadelphia	L	109-129
20	at New Jersey	W	102-96
22	at Detroit	L	104-123
25	New Jersey	W	101-100
26	at Chicago	L	100-109
31	Houston	L	100-102

APRIL

2	at Cleveland	L	94-108
3	Atlanta	L	100-102
5	Cleveland	W	106-105
8	at Washington	L	100-107
9	at Milwaukee	L	100-105
11	New Jersey	W	95-93
13	at New York	L	107-127
14	Chicago	L	110-116
16	Philadelphia	W	126-92
18	at Cleveland	L	107-112
20	at Atlanta	W	116-98
22	at Detroit	W	103-98
23	New York	L	86-88

¹ at Hartford, Conn.

1988-89

PLAYER	G	GS	MIN	3-POINT			FTM-FTA	PCT	OR	DR	TR	AST	PF-DQ	STL	TO	BKS	PTS	AVG
				FGM-FGA	PCT	FGM-FGA												
Chuck Person	80	79	3012	711-1453	.489	63-205	.307	243-307	.792	144	372	516	289	280-12	83	308	18	1728 21.6
Wayman Tisdale	48	5	1326	285-564	.505	0-4	.000	198-250	.792	99	211	310	75	181-5	35	107	32	768 16.0
Reggie Miller	74	70	2536	398-831	.479	98-244	.402	287-340	.844	73	219	292	227	170-2	93	143	29	1181 16.0
Vern Fleming	76	69	2552	419-814	.515	3-23	.130	243-304	.799	85	225	310	494	212-4	77	192	12	1084 14.3
LaSalle Thompson	33	29	1053	169-314	.538	0-0	---	75-93	.806	104	222	326	37	132-6	33	62	39	413 12.5
Herb Williams	46	46	1567	244-542	.450	0-3	.000	90-126	.714	87	309	396	88	156-3	31	108	80	578 12.6
Detlef Schrempf	32	12	1005	162-315	.514	5-19	.263	146-189	.772	70	159	229	93	102-0	29	77	10	475 14.8
Rik Smits	82	71	2041	386-746	.517	0-1	.000	184-255	.722	185	315	500	70	310-14	37	130	151	956 11.7
John Long	44	1	767	128-319	.401	8-20	.400	59-63	.937	16	50	66	65	68-1	29	48	1	323 7.3
Scott Skiles	80	13	1571	198-442	.448	20-75	.267	130-144	.903	21	128	149	390	151-1	64	177	2	546 6.8
Randy Wittman	33	11	704	80-169	.473	1-2	.500	12-19	.632	20	34	54	79	31-0	13	20	2	173 5.2
Anthony Frederick	46	0	313	63-125	.504	2-5	.400	24-34	.706	26	26	52	20	59-0	14	34	6	152 3.3
Richard Morton	2	0	11	3-4	.750	0-0	---	0-0	---	0	0	0	1	2-0	0	1	0	6 3.0
Stuart Gray	72	0	783	72-153	.471	0-1	.000	44-64	.688	84	161	245	29	128-0	11	48	21	188 2.6
Greg Dreiling	53	4	396	43-77	.558	0-0	---	43-64	.672	39	53	92	18	100-0	5	39	11	129 2.4
Everette Stephens	35	0	209	23-72	.319	2-10	.200	17-22	.773	11	12	23	37	22-0	9	29	4	65 1.9
Sedric Toney	2	0	9	1-5	.200	0-3	.000	0-1	.000	1	1	2	0	1-0	0	2	0	2 1.0
PACERS	82	410	19855	3385-6945	.487	202-615	.328	1795-2275	.789	1065	2497	3562	2012	2105-48	563	1547	418	8767 106.9
OPPONENTS	82	410	19855	3453-7400	.467	167-547	.305	2036-2606	.781	1288	2312	3600	2034	2029-15	836	1206	389	9109 111.1

1988-89 SEASON (28-54)

NOVEMBER

4	Milwaukee	L	103-117
5	Cleveland	L	99-105
8	at Atlanta	L	107-112
11	New York	L	120-121 OT
12	at Cleveland	L	96-121
15	at Utah	L	96-108
16	at Phoenix	L	104-123
18	at L.A. Clippers	L	110-113
19	at Sacramento	L	96-107
22	Milwaukee	W	105-91
25	Washington	L	101-106
26	at Philadelphia	L	114-122
29	Detroit	W	107-98
30	at Detroit	L	111-114

DECEMBER

3	Philadelphia	L	100-107
7	Portland	W	129-120
9	Sacramento	W	112-105
10	L.A. Lakers	L	105-112
13	Charlotte	W	115-104
14	at Charlotte	L	106-115
16	at Chicago	L	93-100
17	New Jersey	L	92-100
20	at New York	L	113-141
23	at Atlanta	L	114-131
27	at Milwaukee	L	107-120
28	at New Jersey	L	101-118
30	Chicago	L	85-101

JANUARY

3	at Cleveland	L	98-119
4	Atlanta	W	116-113
6	L.A. Clippers	W	123-88
7	Detroit	W	113-99
11	at Boston	W	127-108
14	New Jersey	L	97-106
15	at Miami	L	117-118 2OT
17	at Chicago	L	96-103
19	Cleveland	L	106-113
20	at Detroit	L	99-132
23	Denver	W	117-102
25	Boston	W	103-94
26	at Washington	L	106-126
28	Golden State	L	112-114
31	at New York	L	111-120

FEBRUARY

3	Milwaukee	L	91-109
4	New York	L	106-113
8	at Boston	L	102-109
9	at Cleveland	L	99-108
14	Philadelphia	L	108-113
15	at Philadelphia	L	98-113
18	at Charlotte	L	114-119
21	at Milwaukee	L	90-116
23	at Atlanta	L	97-100
24	San Antonio	W	112-93
26	Utah	W	128-99
28	at Seattle	W	108-106

MARCH

2	at Golden State	W	131-127 OT
3	at L.A. Lakers	L	117-139
5	at Portland	W	121-118 OT
7	Seattle	L	92-110
10	Phoenix	W	121-116
11	at New York	L	95-114
13	at Chicago	L	90-122
14	Detroit	L	117-129
16	Boston	L	99-111
18	Chicago	W	114-103
21	at New Jersey	W	92-89
22	Washington	W	101-92
25	at Washington	L	108-111 OT
27	Cleveland	W	104-102
29	Miami	W	96-89
31	Dallas	L	102-105

APRIL

2	Atlanta	L	109-132
4	Houston	L	88-90
6	at Denver	L	118-132
8	at San Antonio	W	128-126 OT
10	at Dallas	W	110-103
11	at Houston	L	99-108
13	Chicago	W	109-105
15	Charlotte	W	115-105
18	Atlanta	L	114-121
19	at Detroit	L	105-115
21	Boston	W	120-110
22	at Milwaukee	W	117-110

1989-90

PLAYER	G	GS	MIN	3-POINT			FTM-FTA	PCT	OR	DR	TR	AST	PF-DQ	STL	TO	BKS	PTS	AVG	
				FGM-FGA	PCT	FGM-FGA													
Reggie Miller	82	82	3192	661-1287	.514	150-362	.414	544-627	.868	95	200	295	311	175-1	110	222	18	2016	24.6
Chuck Person	77	73	2714	605-1242	.487	94-253	.372	211-270	.781	126	319	445	230	217-1	53	170	20	1515	19.7
Detlef Schrempf	78	18	2573	424-822	.516	17-48	.354	402-490	.820	149	471	620	247	271-6	59	180	16	1267	16.2
Rik Smits	82	82	2404	515-967	.533	0-1	.000	241-297	.811	135	377	512	142	328-11	45	143	169	1271	15.5
Vern Fleming	82	82	2876	467-919	.508	12-34	.353	230-294	.782	118	204	322	610	213-1	92	206	10	1176	14.3
LaSalle Thompson	82	60	2126	223-471	.473	1-5	.200	107-134	.799	175	455	630	106	313-11	65	150	71	554	6.8
Mike Sanders	82	13	1531	225-479	.470	5-14	.357	55-75	.733	78	152	230	89	220-1	43	79	23	510	6.2
Calvin Natt	14	0	164	20-31	.645	0-0	---	17-22	.773	10	25	35	9	14-0	1	5	0	57	4.1
Rickey Green	69	0	927	100-231	.433	1-11	.091	43-51	.843	9	45	54	182	60-0	51	62	1	244	3.5
George McCloud	44	0	413	45-144	.313	13-40	.325	15-19	.789	12	30	42	45	56-0	19	36	3	118	2.7
Randy Wittman	61	0	544	62-122	.508	1-2	.500	5-6	.833	4	26	30	39	21-0	7	23	4	130	2.1
Dyron Nix	20	0	109	14-39	.359	0-0	---	11-16	.688	8	18	26	5	15-0	3	7	1	39	2.0
Greg Dreiling	49	0	307	20-53	.377	0-0	---	25-34	.735	21	66	87	8	69-0	4	19	14	65	1.3
PACERS	82	410	19880	3381-6807	.497	294-770	.382	1906-2335	.816	940	2388	3328	2023	1972-32	552	1342	350	8962	109.3
OPPONENTS	82	410	19880	3486-7225	.482	173-541	.320	1804-2395	.753	1173	2297	3470	1945	2021-16	716	1189	321	8949	109.1

1989-90 SEASON (42-40)

NOVEMBER

3	at Atlanta	W	126-103
4	Cleveland	W	106-98
8	Detroit	W	98-74
10	Miami	W	102-98
15	at L.A. Lakers	L	94-117
17	at Utah	L	100-114
18	at Sacramento	L	102-107
21	Boston	W	119-111
24	at Boston	W	118-111
25	Philadelphia	L	103-111
27	at Milwaukee	W	101-97
29	Utah	W	100-88

DECEMBER

1	Orlando	W	125-110
6	Denver	W	136-117
8	Chicago	W	106-104
9	at Detroit	L	93-121
12	Minnesota	W	113-112 OT
14	at New Jersey	W	102-78
15	Milwaukee	L	98-103
17	at Portland	L	113-121
19	at L.A. Clippers	L	102-128
20	at Phoenix	W	131-130 OT
22	at Golden State	L	124-150
23	at Seattle	W	98-95
26	Orlando	W	98-90
27	at Orlando	W	106-101
29	Houston	W	103-97
30	Atlanta	W	105-98

JANUARY

2	at Dallas	L	106-110
3	at Houston	L	103-117
5	at Detroit	L	99-122
6	at Charlotte	L	111-117
8	at Philadelphia	L	116-120
10	Chicago	W	120-113
12	New York	L	96-101 OT
13	Milwaukee	W	111-109
15	Golden State	W	144-105
17	at Miami	L	111-121
19	at Boston	L	104-109
24	L.A. Lakers	L	111-120
26	Miami	W	115-105
27	Cleveland	L	84-91
30	at Orlando	L	111-129
31	Philadelphia	L	108-112

FEBRUARY

2	Seattle	L	86-87
3	at New York	L	98-112
6	at Denver	W	138-130 OT
8	at San Antonio	W	105-100
13	Charlotte	W	128-105
14	at Cleveland	W	133-131 OT
16	at Minnesota	L	105-111
18	at Washington ¹	L	97-116
21	Atlanta	W	123-96
23	Dallas	L	91-102
25	Portland	W	117-112
27	New Jersey	W	118-113
28	at Atlanta	L	99-102

MARCH

3	L.A. Clippers	L	105-107
4	at Detroit	L	105-111
6	Washington	W	113-98
9	Phoenix	L	130-134
10	at Chicago	L	105-117
13	San Antonio	L	102-103
16	Atlanta	L	104-106 OT
17	at Cleveland	L	102-118
20	at Miami	W	112-98
21	Milwaukee	W	112-96
23	New Jersey	W	125-109
27	Boston	W	101-96
29	Sacramento	W	111-101

APRIL

1	at Cleveland	L	91-121
3	at Chicago	L	102-109
4	at Milwaukee	L	116-121
6	at Orlando	W	123-115
8	New York	W	99-97
10	Washington	W	107-105
12	at New York	L	100-108
14	at New Jersey	W	124-113
16	Chicago	W	111-102
18	at Philadelphia	L	113-124
20	Detroit	L	115-121 OT
22	at Washington	W	127-117

PLAYOFFS

FIRST ROUND

26	at Detroit	L	92-104
28	at Detroit	L	87-100

MAY

1	Detroit	L	96-108
---	---------	---	--------

¹ at Baltimore, Md.

1990-91

PLAYER	G	GS	MIN	3-POINT			FTM-FTA	PCT	OR	DR	TR	AST	PF-DQ	STL	TO	BKS	PTS	AVG
				FGM-FGA	PCT	FGM-FGA	PCT											
Reggie Miller	82	82	2972	596-1164	.512	112-322	.348	551-600	.918	81	200	281	331	165-1	109	163	13	1855 22.6
Chuck Person	80	79	2566	620-1231	.504	69-203	.340	165-229	.721	121	296	417	238	221-1	56	184	17	1474 18.4
Detlef Schrempf	82	3	2632	432-831	.520	15-40	.375	441-539	.818	178	482	660	301	262-3	58	175	22	1320 16.1
Vern Fleming	69	45	1929	356-671	.531	4-18	.222	161-221	.729	83	131	214	369	116-0	76	137	13	877 12.7
Michael Williams	73	37	1706	261-523	.499	1-7	.143	290-330	.879	49	127	176	348	202-1	150	150	17	813 11.1
Rik Smits	76	38	1690	342-705	.485	0-0	.000	144-189	.762	116	241	357	84	246-3	24	86	111	828 10.9
LaSalle Thompson	82	77	1946	276-565	.488	1-5	.200	72-104	.692	154	409	563	147	265-4	63	168	63	625 7.6
Mike Sanders	80	7	1357	206-494	.417	4-20	.200	47-57	.825	73	112	185	106	198-1	37	65	26	463 5.8
George McCloud	74	0	1070	131-351	.373	43-124	.347	38-49	.776	35	83	118	150	141-1	40	91	11	343 4.6
Greg Dreiling	73	42	1031	98-194	.505	0-2	.000	63-105	.600	66	189	255	51	178-1	24	57	29	259 3.5
Kenny Williams	75	0	527	93-179	.520	0-3	.000	34-50	.680	56	75	131	31	81-0	11	41	31	220 2.9
Randy Wittman	41	0	355	35-79	.443	0-5	.000	4-6	.667	6	27	33	25	9-0	10	10	4	74 1.8
Jawann Oldham	4	0	19	3-6	.500	0-0	.000	0-0	.000	0	3	3	0	1-0	0	0	0	6 1.5
Byron Dinkins	2	0	5	1-1	1.000	0-0	.000	0-0	.000	0	1	1	0	3-0	0	0	0	2 1.0
PACERS	82	410	19805	3450-6994	.493	249-749	.332	2010-2479	.811	1018	2376	3394	2181	2088-16	658	1355	357	9159 111.7
OPPONENTS	82	410	19805	3577-7299	.490	186-609	.305	1851-2490	.743	1202	2313	3515	2063	2037-21	729	1260	353	9191 112.1

1990-91 SEASON (41-41)

NOVEMBER

2	New Jersey	W	100-81
3	at Atlanta	L	120-121
6	Minnesota	W	98-96
9	Cleveland	W	122-107
10	at Miami	L	105-120
13	Philadelphia	L	100-108
14	at Cleveland	L	95-113
16	Miami	W	106-80
17	at Orlando	L	89-96
21	Detroit	L	100-108 OT
23	Houston	W	112-111
24	at Washington	L	105-107 OT
27	at Milwaukee	L	98-112
28	at Philadelphia	L	106-116
30	at Chicago	L	95-124

DECEMBER

2	Milwaukee	W	107-103
4	at Minnesota	L	81-83
5	Phoenix	W	126-121
7	Portland	L	105-127
8	Cleveland	W	114-99
11	at Portland	L	96-122
12	at Seattle	L	90-99
15	at Utah	W	124-116
16	at L.A. Lakers	L	112-115
19	Washington	L	112-114 OT
21	Charlotte	W	137-114
22	at Chicago	L	118-128
26	at Boston	L	132-152
29	New Jersey	W	114-105

JANUARY

2	San Antonio	W	121-109
4	at Atlanta	L	96-111
5	at Houston	L	99-112
8	L.A. Clippers	L	107-122
10	at New York	W	129-122
12	Milwaukee	W	118-110
15	Atlanta	L	106-117
16	at Milwaukee	L	119-126
19	Utah	W	117-104
21	L.A. Lakers	L	114-120
23	at Philadelphia	W	110-109
25	at Washington ¹	W	106-100
30	Charlotte	W	123-105

FEBRUARY

1	at Miami	L	113-116
2	Seattle	W	106-100
5	at Dallas	L	109-114
7	at San Antonio	L	108-118
12	New York	L	110-114
13	at Detroit	W	105-101
17	Sacramento	W	113-110
19	at Charlotte	W	115-102
20	Orlando	W	122-120 OT
22	at Cleveland	W	106-98
24	Boston	W	115-109
26	at New Jersey	L	104-129
27	Dallas	L	104-108

MARCH

1	Cleveland	W	118-115
2	Chicago	W	135-114
4	at Boston ²	L	101-126
5	Charlotte	W	112-101
7	Denver	W	145-125
9	Detroit	L	112-114
12	at Golden State	L	117-129
14	at Sacramento	W	107-103
15	at L.A. Clippers	W	121-109
17	at Denver	W	130- 92

18	at Phoenix	L	103-111
20	Miami	W	117-107
22	Boston	W	121-109
23	at Chicago	L	119-133
26	Atlanta	W	123-113
27	at Detroit	L	93-102
31	Golden State	W	127-120 OT

APRIL

3	Philadelphia	L	104-107
5	Washington	W	117-103
6	at Atlanta	L	110-137
9	at Charlotte	W	122-120
10	Chicago	L	96-101
12	at New York	L	108-112
14	Detroit	W	125-107
16	at New Jersey	W	132-126
19	New York	W	130-118
20	at Milwaukee	L	100-133

PLAYOFFS

FIRST ROUND

26	at Boston	L	120-127
28	at Boston	W	130-118

MAY

1	Boston	L	105-112
3	Boston	W	116-113
5	at Boston	L	121-124

¹ at Baltimore, Md.² at Hartford, Conn.

1991-92

PLAYER	G	GS	MIN	3-POINT			FTM-FTA	PCT	OR	DR	TR	AST	PF-DQ	STL	TO	BKS	PTS	AVG
				FGM-FGA	PCT	PCT												
Reggie Miller	82	82	3120	562-1121	.501	129-341	.378	442-515	.858	82	236	318	314	210-1	105	157	26	1695 20.7
Chuck Person	81	81	2923	616-1284	.480	132-354	.373	133-197	.675	114	312	426	382	247-5	68	216	18	1497 18.5
Detlef Schrempf	80	4	2605	496-925	.536	23-71	.324	365-441	.828	202	568	770	312	286-4	62	191	37	1380 17.3
Michael Williams	79	76	2750	404-824	.490	8-33	.242	372-427	.871	73	209	282	647	262-7	233	240	22	1188 15.0
Rik Smits	74	55	1772	436-855	.510	0-2	.000	152-193	.788	124	293	417	116	231-4	29	130	100	1024 13.8
Vern Fleming	82	6	1737	294-610	.482	6-27	.222	132-179	.737	69	140	209	266	134-0	56	140	7	726 8.9
George McCloud	51	5	892	128-313	.409	32-94	.340	50-64	.781	45	87	132	116	95-1	26	62	11	338 6.6
Dale Davis	64	23	1301	154-279	.552	0-1	.000	87-152	.572	158	252	410	30	191-2	27	49	74	395 6.2
LaSalle Thompson	80	49	1299	168-359	.468	0-2	.000	58-71	.817	98	283	381	102	207-0	52	98	34	394 4.9
Kenny Williams	60	6	565	113-218	.518	0-4	.000	26-43	.605	64	65	129	40	99-0	20	22	41	252 4.2
Sean Green	35	0	256	62-158	.392	2-10	.200	15-28	.536	22	20	42	22	31-0	13	27	6	141 4.0
Mike Sanders	10	0	81	11-22	.500	0-0	.000	5-6	.833	0	8	8	11	8-0	2	6	1	27 2.7
Jerome Lane	3	0	30	3-5	.600	0-0	.000	0-6	.000	9	9	18	4	9-0	0	3	0	6 2.0
Greg Dreiling	60	23	509	43-87	.494	1-11	.000	30-40	.750	22	74	96	25	123-1	10	31	16	117 2.0
Randy Wittman	24	0	115	8-19	.421	0-0	.000	1-2	.500	1	8	9	11	4-0	2	3	0	17 0.7
PACERS	82	410	19955	3498-7079	.494	333-940	.354	1868-2364	.790	1083	2564	3647	2398	2137-25	705	1402	393	9197 112.2
OPPONENTS	82	410	19955	3425-7312	.468	216-640	.338	1976-2627	.752	1241	2325	3566	2165	1984-21	816	1247	386	9042 110.3

1991-92 SEASON (40-42)

NOVEMBER

1	Washington	L	103-109
2	Utah	W	127-112
5	at Phoenix	W	111-105
6	at Sacramento	L	102-112
8	at Portland	L	96-121
9	at Seattle	L	111-118
11	at L.A. Clippers	L	97-106
13	New York	W	110-107
15	Seattle	L	108-124
16	at Cleveland	L	117-127
18	Detroit	W	118-101
20	at Boston	L	101-116
22	at Charlotte	L	110-112
23	Miami	W	119-83
27	at Dallas	L	106-113
29	Houston	W	141-121
30	at Milwaukee	L	119-137

DECEMBER

3	at Detroit	W	108-99
4	Phoenix	L	108-114
6	Milwaukee	W	126-106
7	Portland	L	112-115
10	San Antonio	W	109-102
13	Dallas	W	124-108
14	Denver	W	129-108
17	at Atlanta	L	113-117
18	at Miami	L	112-118 OT
21	New Jersey	W	118-109 OT
26	Philadelphia	L	110-113
28	at New York	L	106-115 OT
30	Chicago	L	104-109

JANUARY

3	at L.A. Lakers	W	114-87
4	at Golden State	L	121-140
6	at Utah	L	108-124
8	L.A. Clippers	L	102-104
11	Atlanta	W	138-115
14	at Washington	L	118-127 OT
15	Detroit	L	104-118
17	Orlando	L	120-127
18	Miami	W	127-103
20	at New York	L	97-105
22	at Cleveland	L	115-119 OT
24	Cleveland	L	102-104
25	at Charlotte	L	105-107
29	at Philadelphia	W	115-90
31	Atlanta	W	115-106 OT

FEBRUARY

2	at Denver	W	128-122
3	at Houston	L	111-122
6	at San Antonio	W	117-106
11	at Orlando	W	100-98
12	New York	L	104-111
14	Milwaukee	W	107-100
15	at Minnesota	W	117-101
17	Charlotte	W	128-117
19	Sacramento	W	129-115
21	at New Jersey	L	101-105
23	Boston	W	102-95
26	at Boston	L	109-130
28	Orlando	W	114-109
29	at Charlotte	L	119-121

MARCH

3	at Chicago	W	103-101
4	at Detroit	L	107-110 OT
6	at Atlanta	W	115-113 OT
7	Minnesota	W	108-97
10	Washington	W	101-91
11	at Philadelphia	L	93-111
13	at Orlando	L	97-98
16	L.A. Lakers	W	98-85
18	at Miami	W	116-111 OT
20	Milwaukee	W	102-97 OT
22	Philadelphia	W	108-100
24	at Cleveland	L	113-128
25	at Washington	W	131-109
27	Golden State	L	117-125

APRIL

1	Atlanta	W	137-117
3	Boston	W	101-97
5	New Jersey	L	120-128
8	at Milwaukee	W	122-107
10	Chicago	L	96-108
11	at Chicago	L	106-108
14	Charlotte	W	123-96
16	at New Jersey	W	119-113
17	Cleveland	L	102-107

PLAYOFFS

FIRST ROUND

23	at Boston	L	113-124
25	at Boston	L	112-119
27	Boston	L	98-102

1992-93

PLAYER	G	GS	MIN	3-POINT			FTM-FTA	PCT	OR	DR	TR	AST	PF-DQ	STL	TO	BKS	PTS	AVG	
				FGM-FGA	PCT	FGM-FGA													
Reggie Miller	82	82	2954	571-1193	.479	167-419	.399	427-485	.880	67	191	258	262	182-0	120	145	26	1736	21.2
Detlef Schrempf	82	60	3098	517-1085	.476	8-52	.154	525-653	.804	210	570	780	493	305-3	79	243	27	1567	19.1
Rik Smits	81	81	2072	494-1017	.486	0-0	.000	167-228	.732	126	306	432	121	285-5	27	147	75	1155	14.3
Pooh Richardson	74	73	2396	337-703	.479	3-29	.103	92-124	.742	63	204	267	573	132-1	94	167	12	769	10.4
Vern Fleming	75	8	1503	280-554	.505	7-36	.194	143-197	.726	63	106	169	224	126-1	63	121	9	710	9.5
Dale Davis	82	82	2264	304-535	.568	0-0	.000	119-225	.529	291	432	723	69	274-5	63	79	148	727	8.9
George McCloud	78	21	1500	216-524	.412	58-181	.320	75-102	.735	60	145	205	192	165-0	53	107	11	565	7.2
Sam Mitchell	81	1	1402	215-483	.445	4-23	.174	150-185	.811	93	155	248	76	207-1	23	51	10	584	7.2
Kenny Williams	57	0	844	150-282	.532	0-3	.000	48-68	.706	102	126	228	38	87-1	21	28	45	348	6.1
Malik Sealy	58	2	672	136-319	.426	7-31	.226	51-74	.689	60	52	112	47	74-0	36	58	7	330	5.7
Sean Green	13	0	81	28-55	.509	3-10	.300	3-4	.750	4	5	9	7	11-0	2	9	1	62	4.8
LaSalle Thompson	63	0	730	104-213	.488	0-1	.000	29-39	.744	55	123	178	34	137-0	29	47	24	237	3.8
Greg Dreiling	43	0	239	19-58	.328	0-4	.000	8-15	.533	26	40	66	8	60-0	5	9	8	46	1.1
PACERS	82	410	19755	3371-7022	.480	257-789	.326	1837-2399	.766	1220	2455	3675	2144	2045-17	615	1256	403	8836	107.8
OPPONENTS	82	410	19755	3262-6955	.469	216-706	.306	1957-2635	.743	1189	2345	3534	1987	1979-28	693	1178	387	8697	106.1

1992-93 SEASON (41-41)

NOVEMBER

7	Detroit	L	87-89
9	at Chicago	L	97-102
11	Philadelphia	W	120-114
13	Charlotte	W	110-109
14	at Detroit	W	104-100
17	Denver	W	128-98
20	Utah	L	95-97
21	at Milwaukee	L	95-105
24	Miami	W	114-82
25	at Miami	L	93-110
27	Orlando	L	116-130
28	at Charlotte	W	134-122

DECEMBER

1	at Atlanta	L	107-119
2	Portland	L	103-112
4	Atlanta	W	122-106
5	at Washington	W	111-109
8	at Golden State	W	125-115
10	at Sacramento	W	106-99
11	at Portland	W	134-124 2OT
13	at L.A. Clippers	L	101-112
16	Boston	W	114-91
18	at Detroit	L	106-122
19	New Jersey	W	124-110
21	at Philadelphia	L	101-113
23	at Cleveland	L	104-118
26	Chicago	L	84-95
29	at New York	L	91-97
30	New York	L	90-94

JANUARY

2	at Chicago	L	100-109
5	L.A. Clippers	W	114-106
6	at Boston	L	94-103
9	at Orlando	W	104-88
12	Philadelphia	W	112-93
15	Cleveland	L	120-132
16	Golden State	W	117-116
18	at New Jersey	L	97-100
19	Washington	W	116-96
21	Milwaukee	L	108-110
23	Houston	L	100-113
24	at Charlotte	W	112-105
27	at Philadelphia	W	127-125 OT
28	L.A. Lakers	W	127-110
30	Detroit	W	110-106

FEBRUARY

2	at Houston	L	104-115
4	at San Antonio	L	115-133
5	at Dallas	L	104-105
10	Chicago	L	104-115
12	Minnesota	L	100-102
13	at Milwaukee	L	115-117
15	at Cleveland	L	105-110
17	Sacramento	W	125-99
23	Boston	W	113-86
24	at Washington	L	101-105
26	Charlotte	W	137-105
28	Dallas	W	110-96

MARCH

2	San Antonio	W	109-95
4	Atlanta	W	136-111
7	at Miami	L	99-114
8	Seattle	W	105-99
10	at Orlando	L	106-119
14	at New York	L	90-121
17	Milwaukee	W	114-91
19	Charlotte	W	112-108
21	at Phoenix	W	109-108
23	at Utah	L	101-119
25	at Seattle	W	120-117
27	at Denver	L	106-123
28	at L.A. Lakers	L	90-92
31	Washington	W	114-95

APRIL

2	Orlando	W	118-102
4	Phoenix	L	100-110
6	at New Jersey	W	98-85
7	at Minnesota	W	113-105
10	Chicago	L	87-92
13	at Boston	L	90-96
14	New Jersey	W	109-90
16	New York	W	100-94
18	at Milwaukee	W	108-98
20	at Atlanta	L	102-111
21	Cleveland	L	95-111
23	at Detroit	L	104-109
24	Miami	W	94-88

PLAYOFFS

FIRST ROUND

30	at New York	L	104-107
----	-------------	---	---------

MAY

2	at New York	L	91-101
4	New York	W	116-93
6	New York	L	100-109 OT

1993-94

PLAYER	G	GS	MIN	FGM-FGA		PCT	3-POINT		FTM-FTA	PCT	OR	DR	TR	AST	PF-DQ	STL	TO	BKS	PTS	AVG
							FGM-FGA	PCT												
Reggie Miller	79	79	2638	524-1042	.503		123-292	.421	403-444	.908	30	182	212	248	193-2	119	175	24	1574	19.9
Rik Smits	78	75	2113	493-923	.534		0-1	.000	238-300	.793	135	348	483	166	281-11	49	151	82	1224	15.7
Derrick McKey	76	76	2613	355-710	.500		9-31	.290	192-254	.756	129	273	402	327	248-1	111	228	49	911	12.0
Dale Davis	66	64	2292	308-582	.529		0-1	.000	155-294	.527	280	438	718	100	214-1	48	102	106	771	11.7
Byron Scott	67	2	1197	256-548	.467		27-74	.365	157-195	.805	19	91	110	133	80-0	62	103	9	696	10.4
Pooh Richardson	37	25	1022	160-354	.452		3-12	.250	47-77	.610	28	82	110	237	78-0	32	88	3	370	10.0
Antonio Davis	81	4	1732	216-425	.508		0-1	.000	194-302	.642	190	315	505	55	189-1	45	107	84	626	7.7
H. Workman	65	52	1714	195-460	.424		18-56	.321	93-116	.802	32	172	204	404	152-0	85	151	4	501	7.7
Malik Sealy	43	5	623	111-274	.405		4-16	.250	59-87	.678	43	75	118	48	84-0	31	51	8	285	6.6
Vern Fleming	55	5	1053	147-318	.462		0-4	.000	64-87	.736	27	96	123	173	98-1	40	87	6	358	6.5
Kenny Williams	68	1	982	191-391	.488		0-4	.000	45-64	.703	93	112	205	52	99-0	24	45	49	427	6.3
Sam Mitchell	75	18	1084	140-306	.458		0-5	.000	82-110	.745	71	119	190	65	152-1	33	50	9	362	4.8
Lester Conner	11	0	169	14-38	.368		0-3	.000	3-6	.500	10	14	24	31	12-0	14	9	1	31	2.8
Gerald Paddio	7	1	55	9-23	.391		0-0	.000	1-2	.500	0	5	5	4	2-0	1	4	0	19	2.7
LaSalle Thompson	30	1	282	27-77	.351		0-0	.000	16-30	.533	26	49	75	16	59-1	10	23	8	70	2.3
Scott Haskin	27	2	186	21-45	.467		0-0	.000	13-19	.684	17	38	55	6	33-0	2	13	15	55	2.0
PACERS	82	410	19755	3167-6516	.486		184-500	.368	1762-2387	.738	1130	2409	3539	2055	1974-19	706	1440	457	8280	101.0
OPPONENTS	82	410	19755	2978-6614	.450		273-815	.335	1768-2422	.730	1132	2153	3285	1902	1986-23	826	1340	389	7997	97.5

1993-94 SEASON (47-35)

NOVEMBER

5	at Atlanta	L	110-116
6	Detroit	L	107-113
9	at Orlando	L	98-104
11	at New Jersey	W	108-105 OT
12	New York	L	84-103
16	Charlotte	L	93-102
18	Houston	L	83-99
20	Boston	W	100-94
22	at Boston ¹	W	102-71
24	Philadelphia	L	97-108
26	L.A. Lakers	L	100-102
29	at Sacramento	W	105-103

DECEMBER

1	at L.A. Clippers	W	120-100
2	at Utah	L	87-103
4	at Golden State	L	92-99
7	Sacramento	W	105-87
9	Orlando	W	111-105
11	at New York	L	91-98
14	Washington	W	106-87
16	at Atlanta	W	99-81
18	New Jersey	W	108-98
20	at Phoenix	L	94-102
21	at Seattle	L	88-91
23	at Portland	L	96-108
26	at Cleveland	L	103-107 OT
30	San Antonio	L	82-107

JANUARY

4	Cleveland	W	104-99
5	at Washington	L	95-97
8	at Detroit	W	101-92
11	at Milwaukee	W	82-76
13	Denver	W	107-96
14	at Philadelphia	L	102-104 OT
15	Atlanta	W	94-91
19	Miami	W	109-92
21	at Chicago	L	95-96
22	Chicago	L	81-90
24	Milwaukee	L	88-96
26	at L.A. Lakers	L	99-103
27	at Denver	L	106-113
29	at Houston	W	119-108

FEBRUARY

1	Washington	W	116-96
2	at Charlotte	W	124-112
4	Minnesota	W	114-93
5	Charlotte	W	111-102
7	Golden State	W	104-99
9	at Miami	W	102-98
15	at San Antonio	L	100-109
17	at Dallas	W	84-73
20	Seattle	W	101-95
22	Dallas	W	107-101
23	at Orlando	L	99-103
25	Detroit	W	110-90
26	at Chicago	W	96-86

MARCH

1	Portland	W	106-94
4	New Jersey	W	126-110
5	at Atlanta	L	88-90
9	at Milwaukee	W	105-94
11	at New Jersey	L	73-87
12	Milwaukee	W	104-97
15	at New York	L	82-88
16	Phoenix	W	109-98
18	Atlanta	L	78-81
19	Utah	W	107-103
22	at Cleveland	L	61-93
23	Cleveland	W	78-77
25	New York	L	82-85
26	at Chicago	L	88-90
28	L.A. Clippers	W	126-93
30	at Boston	W	103-99

APRIL

1	at Miami	L	91-101
2	Orlando	W	128-113
5	Detroit	W	105-89
6	at Charlotte	L	90-129
8	Chicago	L	94-100
11	Boston	W	121-108
13	at Philadelphia	W	115-87
15	at Minnesota	W	130-112
17	at Detroit	W	104-99
19	at Washington	W	111-110
20	Cleveland	W	109-98
22	Philadelphia	W	133-88
23	Miami	W	114-81

PLAYOFFS

FIRST ROUND

28	at Orlando	W	89-88
30	at Orlando	W	103-101

MAY

2	Orlando	W	99-86
---	---------	---	-------

EASTERN CONFERENCE SEMIFINALS

10	at Atlanta	W	96-85
12	at Atlanta	L	69-92
14	Atlanta	W	101-81
15	Atlanta	W	102-86
17	at Atlanta	L	76-88
19	Atlanta	W	97-79

EASTERN CONFERENCE FINALS

24	at New York	L	89-100
26	at New York	L	78-89
28	New York	W	88-68
30	New York	W	83-77

JUNE

1	at New York	W	93-86
3	New York	L	91-98
5	at New York	L	90-94

¹ at Hartford, Conn.

1994-95

PLAYER	G	GS	MIN	FGM-FGA	PCT	3-POINT			FTM-FTA	PCT	OR	DR	TR	AST	PF-DQ	STL	TO	BKS	PTS	AVG
						FGM-FGA	PCT	PCT												
Reggie Miller	81	81	2665	505-1092	.462	195-470	.415		383-427	.897	30	180	210	242	157-0	98	151	16	1588	19.6
Rik Smits	78	78	2381	558-1060	.526	0-2	.000		284-377	.753	192	409	601	111	278-6	40	189	79	1400	17.9
Derrick McKey	81	81	2805	411-833	.493	32-89	.360		221-297	.744	125	269	394	276	260-5	125	168	49	1075	13.3
Dale Davis	74	70	2346	324-576	.563	0-1	.000		138-259	.533	259	438	696	58	222-2	72	124	116	786	10.6
Byron Scott	80	1	1528	265-583	.455	79-203	.389		193-227	.850	18	133	151	108	123-1	61	119	13	802	10.0
Antonio Davis	44	1	1030	109-245	.445	0-0	.000		117-174	.672	105	175	280	25	134-2	19	64	29	335	7.6
Mark Jackson	82	67	2402	239-566	.422	27-87	.310		119-153	.778	73	233	306	616	148-0	105	210	16	624	7.6
Sam Mitchell	81	12	1377	201-413	.487	1-10	.100		126-174	.724	95	148	243	61	206-0	43	54	20	529	6.5
Vern Fleming	55	1	686	93-188	.495	0-7	.000		65-90	.722	20	68	88	109	80-0	27	43	1	251	4.6
H. Workman	69	14	1028	101-269	.375	35-98	.357		55-74	.743	21	90	111	194	115-0	59	73	5	292	4.2
Duane Ferrell	56	1	607	83-173	.480	1-6	.167		64-85	.753	50	38	88	31	79-0	26	43	6	231	4.1
LaSalle Thompson	38	3	453	49-118	.415	0-0	.000		14-16	.875	28	61	89	18	76-0	18	33	10	112	2.9
John Williams	34	0	402	41-115	.357	4-12	.333		14-25	.560	23	39	62	27	48-0	10	35	2	100	2.9
Mark Strickland	4	0	9	1-3	.333	0-0	.000		1-2	.500	2	2	4	0	0-0	0	1	1	3	0.8
Greg Kite	9	0	61	3-14	.214	0-0	.000		2-10	.200	10	8	18	1	13-0	0	5	0	8	0.9
PACERS	82	410	19780	2983-6248	.477	374-985	.380		1796-2390	.751	1051	2290	3341	1877	1939-16	703	1340	363	8136	99.2
OPPONENTS	82	410	19780	2921-6408	.456	475-1304	.364		1516-2089	.726	1048	2156	3204	1804	2058-24	691	1370	416	7833	95.5

1994-95 SEASON (52-30)

NOVEMBER

4	at Atlanta	W	94-92
5	Boston	W	112-103
9	Houston	L	104-109
10	at Detroit	L	110-112
12	at Cleveland	W	93-86
15	at Milwaukee	L	81-82
18	Seattle	W	94-87
19	at Charlotte	W	102-89
24	Golden State	W	123-96
25	Milwaukee	W	111-106
27	at Portland	L	89-99
28	at Seattle	L	99-118

DECEMBER

1	at L.A. Clippers	W	93-84
3	at Golden State	W	118-107
6	Detroit	W	90-83
9	at Philadelphia	W	94-88
10	Miami	W	117-103
13	at Cleveland	L	83-90
14	Atlanta	W	81-79
16	Charlotte	W	93-91
20	at Charlotte	L	95-99
21	Chicago	W	107-99
23	at Chicago	L	92-116
27	at Denver	W	95-91
28	at Utah	L	95-117
30	New Jersey	W	96-79

JANUARY

3	at New Jersey	L	103-114
4	Washington	W	94-90
6	at Dallas	L	92-103
7	at Houston	W	88-83
10	at New York	L	105-117
11	at Boston	L	97-100
13	at Washington	W	113-99
14	Milwaukee	L	95-97
16	Utah	L	98-99 OT

18	L.A. Lakers	W	106-105
20	Atlanta	W	99-89
22	San Antonio	W	98-93
24	at Miami	L	96-107
26	Phoenix	L	86-92
28	Philadelphia	W	106-103 OT

FEBRUARY

1	Cleveland	W	101-82
3	Orlando	W	118-106
4	at Cleveland	L	73-82
7	at Charlotte	W	95-92 OT
8	New York	L	77-96
14	at Orlando	L	92-111
15	Detroit	W	114-88
17	at Minnesota	W	110-78
19	Miami	W	106-87
22	at New Jersey	W	113-94
24	at Milwaukee	W	98-86
26	Dallas	W	100-92
27	at Boston	W	108-97

MARCH

1	at Detroit	L	79-92
3	at Washington	L	106-111
4	Boston	L	101-107
7	at San Antonio	W	117-100
9	at Sacramento	W	109-94
10	at Phoenix	W	112-97
13	at L.A. Lakers	L	91-93
15	Milwaukee	W	117-108
17	Orlando	W	107-97
19	Chicago	W	103-96 OT
21	at Miami	L	95-97
22	L.A. Clippers	W	107-103
24	Sacramento	W	103-96
25	at Philadelphia	W	84-75
27	New Jersey	W	98-87
29	Cleveland	W	107-96
31	Denver	L	92-107

APRIL

2	Portland	W	104-93
4	at New York	W	94-90
5	Washington	W	102-90
7	at Atlanta	L	90-102
9	Charlotte	W	97-68
11	at Chicago	L	89-96
14	New York	L	84-88
16	Minnesota	W	114-75
19	Philadelphia	W	103-91
21	at Orlando	L	86-110
23	Atlanta	W	103-87

PLAYOFFS

FIRST ROUND

27	Atlanta	W	90-82
29	Atlanta	W	105-97

MAY

2	at Atlanta	W	105-89
---	------------	---	--------

EASTERN CONFERENCE SEMIFINALS

7	at New York	W	107-105
9	at New York	L	77-96
11	New York	W	97-95 OT
13	New York	W	98-84
17	at New York	L	95-96
19	New York	L	82-92
21	at New York	W	97-95

EASTERN CONFERENCE FINALS

23	at Orlando	L	101-105
25	at Orlando	L	114-119
27	Orlando	W	105-100
29	Orlando	W	94-93
31	at Orlando	L	106-108

JUNE

2	Orlando	W	123-96
4	at Orlando	L	81-105

1995-96

PLAYER	G	GS	MIN	FGM-FGA		PCT	3-POINT		FTM-FTA	PCT	OR	DR	TR	AST	PF-DQ	STL	TO	BKS	PTS	AVG
Reggie Miller	76	76	2621	504-1066	.473		168-410	.410	430-498	.863	38	176	214	253	175-0	77	189	13	1606	21.1
Rik Smits	63	63	1901	466-894	.521		1-5	.200	231-293	.788	119	314	433	110	226-5	21	160	45	1164	18.5
Derrick McKey	75	75	2440	346-712	.486		17-68	.250	170-221	.769	123	238	361	262	246-4	83	143	44	879	11.7
Dale Davis	78	77	2617	334-599	.558		0-0	---	135-289	.467	252	457	709	76	238-0	56	119	112	803	10.3
Mark Jackson	81	81	2643	296-626	.473		64-149	.430	150-191	.785	66	241	307	635	153-0	100	201	5	806	10.0
Ricky Pierce	76	2	1404	264-590	.447		35-104	.337	174-205	.849	40	96	136	101	188-1	57	93	6	737	9.7
Antonio Davis	82	14	2092	236-482	.490		1-2	.500	246-345	.713	188	313	501	43	248-6	33	87	66	719	8.8
Eddie Johnson	62	1	1002	180-436	.413		45-128	.352	70-79	.886	45	108	153	69	104-1	20	56	4	475	7.7
Travis Best	59	1	571	69-163	.423		8-25	.320	75-90	.833	11	33	44	97	80-0	20	63	3	221	3.7
Duane Ferrell	54	6	591	80-166	.482		0-8	.000	42-57	.737	32	61	93	30	83-0	23	34	3	202	3.7
H. Workman	77	4	1164	101-259	.390		23-71	.324	54-73	.740	27	97	124	213	152-0	65	93	4	279	3.6
D. Schintzius	33	8	297	49-110	.445		0-0	---	13-21	.619	23	55	78	14	53-0	9	19	12	111	3.4
Adrian Caldwell	51	1	327	46-83	.554		0-0	---	18-36	.500	42	68	110	6	73-0	9	35	5	110	2.2
Fred Holberg	15	1	85	8-19	.421		1-3	.333	15-18	.833	4	5	9	8	12-0	6	7	1	32	2.1
PACERS	82	410	19755	2979-6205	.480		363-973	.373	1823-2416	.755	1010	2262	3272	1917	2031-17	579	1335	323	8144	99.3
OPPONENTS	82	410	19755	2841-6291	.452		493-1368	.360	1703-2302	.740	1004	2051	3055	1726	2041-27	663	1259	420	7878	96.1

1995-96 SEASON (52-30)

NOVEMBER

3	at Atlanta	W	111-106
4	Toronto	W	97-89
7	at Cleveland	W	104-101
9	at New York	L	95-103
10	Sacramento	L	95-119
15	at Miami	W	103-97
16	at Orlando	L	80-89
18	Seattle	W	118-104
23	Houston	L	108-115
24	Cleveland	L	93-100
28	at Seattle	W	102-101
30	at Sacramento	L	95-105

DECEMBER

2	at Golden State	L	97-100
3	at L.A. Lakers	L	96-104
5	Philadelphia	W	108-91
8	at New Jersey	L	89-91
10	L.A. Clippers	W	111-104
12	Denver	W	125-92
14	at Toronto	W	102-100
15	Milwaukee	W	112-95
17	at Milwaukee	L	80-84
20	L.A. Lakers	W	109-98
22	Dallas	W	90-79
23	at Cleveland	L	96-97
26	Chicago	W	103-97
28	Miami	W	91-77
29	at Chicago	L	93-120

JANUARY

2	at Denver	W	102-87
3	at L.A. Clippers	W	110-94
5	at San Antonio	W	105-92
6	at Houston	L	87-99
9	at Dallas	W	91-84
11	Milwaukee	W	96-88
13	Minnesota	W	103-94
16	at Toronto	W	110-102
17	at Atlanta	L	93-102
19	Detroit	W	89-81
21	Washington	W	106-96
23	Phoenix	W	117-102
24	at Milwaukee	W	97-89
26	at Boston	W	107-90
27	Orlando	W	102-79
30	Atlanta	W	107-90

FEBRUARY

1	at Detroit	L	70-87
2	Boston	W	116-108
4	New York	W	90-83
7	at Philadelphia	L	101-102
13	New Jersey	L	92-101
14	at New Jersey	L	87-88
16	at Washington	W	95-94
18	Chicago	L	102-110
21	Orlando	L	97-99
23	Philadelphia	W	102-95
24	at Charlotte	W	104-90
26	at Boston	W	122-119 OT
27	Portland	W	101-87
29	Golden State	W	94-85

MARCH

3	Charlotte	W	103-101
5	at Phoenix	L	95-108
6	at Utah	L	94-101
8	at Vancouver	W	94-80
10	at Portland	L	103-113 2OT
15	Utah	L	86-95
17	Toronto	W	105-96
19	at Charlotte	L	94-102
20	at New York	L	99-102
22	Vancouver	W	111-94
24	San Antonio	L	88-100
26	Boston	W	103-96
27	at Washington	W	99-93
29	at Minnesota	L	91-93
31	New Jersey	W	118-100

APRIL

2	New York	L	86-90
3	at Philadelphia	W	102-87
6	Miami	W	99-95
8	Atlanta	W	97-95
12	at Orlando	W	111-101
13	Detroit	W	91-86
15	Charlotte	W	90-87
17	at Detroit	L	93-102
20	at Chicago	W	100-99
21	Cleveland	W	89-88

PLAYOFFS

FIRST ROUND

25	Atlanta	L	80-92
27	Atlanta	W	102-94 OT
29	at Atlanta	L	83-90

MAY

2	at Atlanta	W	83-75
5	Atlanta	L	87-89

1996-97

PLAYER	G	GS	MIN	FGM-FGA	PCT	3-POINT		FTM-FTA	PCT	OR	DR	TR	AST	PF-DQ	STL	TO	BKS	PTS	AVG
						FGM-FGA	PCT												
Reggie Miller	81	81	2966	552-1244	.444	229-536	.427	418-475	.880	53	233	286	273	172-1	75	166	25	1751	21.6
Rik Smits	52	52	1518	356-733	.486		2-8 .250	173-217	.797	105	256	361	67	175-3	22	126	59	887	17.1
Antonio Davis	82	28	2335	308-641	.481	1-14	.071	241-362	.666	190	408	598	65	260-4	42	141	84	858	10.5
Dale Davis	80	76	2589	370-688	.538	0-0	---	92-215	.428	301	471	772	59	233-3	60	108	77	832	10.4
Travis Best	76	46	2064	274-620	.442	57-155	.368	149-197	.756	36	130	166	318	221-3	98	153	5	754	9.9
Mark Jackson	30	30	1053	97-227	.427	18-59	.316	59-77	.766	20	104	124	294	57-0	46	102	3	271	9.0
Derrick McKey	50	49	1449	148-379	.391	15-58	.259	89-123	.724	80	161	241	135	141-1	47	83	30	400	8.0
Jalen Rose	66	6	1188	172-377	.456	21-72	.292	117-156	.750	27	94	121	155	136-1	57	107	18	482	7.3
Duane Ferrell	62	18	1115	159-337	.472	18-44	.409	58-94	.617	57	84	141	66	120-0	38	55	6	394	6.4
Vincent Askew	41	0	822	79-183	.432	7-24	.292	68-86	.791	25	73	98	90	122-5	17	42	6	233	5.7
H. Workman	4	2	81	11-20	.550	0-3	.000	0-1	.000	4	3	7	11	10-0	3	5	0	22	5.5
Eddie Johnson	28	0	306	59-136	.434	9-28	.321	20-27	.741	3	37	40	17	33-0	5	17	1	147	5.3
Erick Dampier	72	21	1052	131-336	.390	1-11	.000	107-168	.637	96	198	294	43	153-1	19	84	73	370	5.1
Fred Hoiberg	47	0	572	67-156	.429	29-70	.414	61-77	.792	13	68	81	41	51-0	27	22	6	224	4.8
Jerome Allen	51	1	692	57-147	.388	23-59	.390	27-47	.574	13	52	65	109	67-0	27	56	0	164	3.2
Reggie Williams	2	0	33	2-9	.222	0-1	.000	1-2	.500	1	6	7	2	5-0	0	2	0	5	2.5
Darvin Ham	1	0	5	1-11	.000	0-0	---	1-2	.500	0	0	0	0	0-0	1	1	0	3	3.0
Brent Scott	16	0	55	8-17	.471	0-0	---	3-6	.500	3	6	9	3	14-0	1	4	1	19	1.2
LaSalle Thompson	9	0	35	0-3	.000	0-0	---	3-4	.750	2	6	8	2	7-0	0	2	0	3	0.3
PACERS	82	410	19930	2851-6254	.456	430-1130	.381	1687-2336	.722	1029	2390	3419	1750	1977-22	585	1338	394	7819	95.4
OPPONENTS	82	410	19930	2799-6357	.440	499-1440	.347	1642-2182	.753	1004	2261	3265	1737	1952-29	693	1289	418	7739	94.4

1996-97 SEASON (39-43)

NOVEMBER

1	at Detroit	L	89-95
2	Miami	L	95-97
6	at Boston	L	84-94
9	Washington	W	103-100 OT
12	at Dallas	L	82-103
14	at Houston	L	88-90
15	at San Antonio	W	93-78
17	Portland	L	83-88
20	at Philadelphia	W	103-92
21	Charlotte	L	87-90
23	Orlando	L	73-76
28	Sacramento	W	101-83
29	Vancouver	W	104-94

DECEMBER

3	at Portland	W	98-93 OT
4	at Vancouver	W	127-80
6	at Golden State	W	86-71
8	at Phoenix	L	93-106
10	at Utah	L	86-110
11	at L.A. Lakers	L	76-79
13	Boston	W	97-94
17	at Miami	W	103-89
18	at Orlando	W	102-95 2OT
20	Detroit	L	75-84
22	Toronto	W	111-92
26	at Detroit	W	95-89 OT
27	at New Jersey	L	94-105
29	New Jersey	L	102-110 OT
30	at Chicago	L	79-81

JANUARY

3	Phoenix	W	117-104
4	at Cleveland	L	91-99
7	Cleveland	W	95-90
10	at Denver	W	108-89
11	at Seattle	L	82-92
14	at Sacramento	L	98-105 OT
15	at L.A. Clippers	W	108-93
17	Golden State	L	91-98
19	Philadelphia	W	111-107
21	at Milwaukee	W	92-89
23	New York	L	90-92
25	Milwaukee	L	86-88
28	Charlotte	L	97-98
29	at Charlotte	W	106-95
31	Houston	W	100-74

FEBRUARY

2	New Jersey	W	92-90
4	at Orlando	L	87-111
6	at New Jersey	W	104-100
12	Cleveland	L	75-83
13	at Miami	L	90-106
16	at New York	L	80-89
17	Toronto	W	105-103
19	at Atlanta	L	87-100
20	Denver	W	92-68
23	Orlando	L	90-99
25	at Washington	L	87-108
26	Seattle	W	92-78
28	Milwaukee	W	104-85

MARCH

2	L.A. Lakers	W	101-85
4	Boston	W	98-95
5	at Cleveland	L	78-85
7	at Chicago	L	96-104
8	San Antonio	L	98-102
12	Atlanta	W	92-82
14	Utah	L	96-105
16	at Milwaukee	L	98-102
18	Minnesota	W	115-97
19	at Atlanta	L	95-107
21	Chicago	L	98-117
25	at Toronto	W	98-84
26	Dallas	W	104-80
28	at Charlotte	W	116-115
30	L.A. Clippers	W	103-96 OT

APRIL

1	Washington	L	100-104
3	Miami	L	78-92
4	at Philadelphia	W	114-103
6	at Minnesota	W	94-83
9	Chicago	L	80-86
11	Atlanta	L	92-104
12	at Toronto	W	100-89
14	New York	W	110-107 OT
16	at Washington	L	90-103
18	at New York	L	89-97
20	Detroit	L	120-124 OT

1997-98

PLAYER	G	GS	MIN	FGM-FGA	PCT	3-POINT		FTM-FTA	PCT	OR	DR	TR	AST	PF-DQ	STL	TO	BKS	PTS	AVG
						FGM-FGA	PCT												
Reggie Miller	81	81	2795	516-1081	.477	164-382	.429	382-440	.868	46	186	232	171	148-2	78	128	11	1578	19.5
Rik Smits	73	69	2085	514-1038	.495	0-3	.000	188-240	.783	127	378	505	101	243-9	40	134	88	1216	16.7
Chris Mullin	82	82	2177	333-692	.481	107-243	.440	154-164	.939	38	211	249	186	186-0	95	117	39	927	11.3
Antonio Davis	82	12	2191	254-528	.481	0-3	.000	277-398	.696	192	368	560	61	234-6	45	103	72	785	9.6
Jalen Rose	82	0	1706	290-607	.478	25-73	.342	166-228	.728	28	167	195	155	171-0	56	132	14	771	9.4
Mark Jackson	82	82	2413	249-598	.416	43-137	.314	137-180	.761	67	255	322	713	132-0	84	174	2	678	8.3
Dale Davis	78	78	2174	273-498	.548	0-0	---	80-172	.465	233	378	611	70	209-1	51	73	87	626	8.0
Travis Best	82	0	1547	201-480	.419	21-70	.300	112-131	.855	28	94	122	281	193-3	85	111	5	535	6.5
Derrick McKey	57	4	1316	150-327	.459	4-17	.235	55-77	.714	74	137	211	88	156-1	57	79	30	359	6.3
Fred Hoiberg	65	1	874	85-222	.383	32-85	.376	59-69	.855	14	109	123	45	101-0	40	22	3	261	4.0
Austin Croshere	26	0	243	32-86	.372	4-13	.308	8-14	.571	10	35	45	8	32-1	9	13	5	76	2.9
Mark West	15	1	105	10-21	.476	0-0	---	3-6	.500	6	9	15	2	15-0	2	8	4	23	1.5
Mark Pope	28	0	193	14-41	.341	1-3	.333	10-17	.588	9	17	26	7	36-0	3	10	6	39	1.4
Etdrick Bohannon	5	0	11	0-4	.000	0-0	---	0-0	---	2	4	6	1	3-0	0	3	2	0	0.0
PACERS	82	410	19830	2921-6223	.469	401-1029	.390	1631-2136	.764	874	2348	3222	1889	1859-23	645	1168	368	7874	96.0
OPPONENTS	82	410	19830	2788-6451	.432	274-867	.316	1525-2096	.728	1114	2254	3368	1591	1847-19	644	1237	366	7375	89.9

1997-98 SEASON (58-24)

OCTOBER

31 at New Jersey L 95-97

NOVEMBER

1 Golden State W 96-83
 4 at Cleveland L 77-80
 5 at Detroit W 99-87
 7 Seattle L 93-99
 8 at Charlotte L 82-89
 12 Atlanta L 86-89
 14 Miami W 82-78
 15 at Toronto W 105-77
 20 at Milwaukee W 109-83
 22 Charlotte L 94-95
 27 Vancouver W 106-85
 28 Chicago W 94-83
 30 Philadelphia W 101-89

DECEMBER

3 at Minnesota W 94-90
 5 at Denver W 96-85
 7 at Phoenix W 99-97 OT
 8 at Utah L 97-106
 10 at Portland L 85-93
 12 Miami W 104-89
 13 Washington W 109-92
 15 at Toronto W 108-101
 17 New York W 87-80
 19 Detroit W 98-90
 20 at Orlando W 95-92
 23 at San Antonio L 79-91
 26 Orlando W 107-81
 28 at Miami L 90-101
 30 New Jersey W 109-91

JANUARY

2 at Washington W 99-81
 3 Toronto W 89-77
 6 Phoenix L 80-81
 8 at Houston W 87-80
 10 at Dallas W 84-79
 14 Detroit W 100-93
 16 Sacramento W 117-92

18 at Boston W 103-96

21 at New York L 89-97
 23 Utah W 106-102
 24 Boston W 95-88
 27 Washington W 85-84
 28 at Philadelphia W 93-90 OT
 30 Cleveland W 89-83

FEBRUARY

1 at L.A. Clippers W 99-92
 3 at Sacramento W 115-93
 4 at Seattle L 97-104
 10 Orlando W 85-66
 11 at Miami W 110-101
 13 Dallas L 82-85 2OT
 14 at Atlanta W 96-92
 17 at Chicago L 97-105
 19 Philadelphia W 82-77
 20 at Orlando L 91-93
 22 at Philadelphia W 97-92
 25 L.A. Lakers L 89-96
 27 Portland W 124-59

MARCH

1 Denver W 90-63
 3 at Vancouver W 111-103
 4 at L.A. Lakers L 95-104
 6 at Golden State W 101-87
 8 Boston W 104-100
 11 at Detroit L 91-122
 13 Milwaukee W 96-76
 15 at New York W 91-86
 17 Chicago L 84-90
 19 at Washington W 95-91
 20 New Jersey W 99-92
 22 at Milwaukee W 96-94 OT
 25 Houston L 81-86
 27 Charlotte W 133-96
 29 San Antonio L 55-74
 31 L.A. Clippers W 128-106

APRIL

2 Minnesota W 111-108
 3 at Charlotte L 89-96
 5 Milwaukee W 93-92
 7 Cleveland W 82-80
 9 at Atlanta W 105-102 OT
 12 at Boston W 93-87
 13 at Chicago W 114-105
 15 Atlanta W 82-70
 17 Toronto W 107-98
 18 at Cleveland L 92-96

PLAYOFFS

FIRST ROUND

23 Cleveland W 106-77
 25 Cleveland W 92-86
 27 at Cleveland L 77-86
 30 at Cleveland W 80-74

MAY

EASTERN CONFERENCE SEMIFINALS

5 New York W 93-83
 7 New York W 85-77
 9 at New York L 76-83
 10 at New York W 118-107 OT
 13 New York W 99-88

EASTERN CONFERENCE FINALS

17 at Chicago L 79-85
 19 at Chicago L 98-104
 23 Chicago W 107-105
 25 Chicago W 96-94
 27 at Chicago L 87-106
 29 Chicago W 92-89
 31 at Chicago L 83-88

1998-99

PLAYER	G	GS	MIN	FGM-FGA	PCT	3-POINT		FTM-FTA	PCT	OR	DR	TR	AST	PF-DQ	STL	TO	BKS	PTS	AVG
						FGM-FGA	PCT												
Reggie Miller	50	50	1787	294-671	.438	106-275	.385	226-247	.915	25	110	135	112	101-1	37	76	9	920	18.4
Rik Smits	49	49	1271	310-633	.490	0-2	.000	108-132	.818	73	202	275	52	159-1	18	75	52	728	14.9
Jalen Rose	49	1	1238	200-496	.403	17-65	.262	125-158	.791	34	120	154	93	128-0	50	72	15	542	11.1
Chris Mullin	50	50	1179	177-371	.477	73-157	.465	80-92	.870	25	135	160	81	101-0	47	60	13	507	10.1
Antonio Davis	49	1	1271	164-348	.471	0-0	---	135-192	.703	116	228	344	33	136-3	22	50	42	463	9.4
Dale Davis	50	50	1374	161-302	.533	0-0	---	76-123	.618	155	261	416	22	115-0	20	43	57	398	8.0
Mark Jackson	49	49	1382	138-329	.419	32-103	.311	65-79	.823	33	151	184	386	58-0	42	99	3	373	7.6
Travis Best	49	0	1043	127-305	.416	22-59	.373	70-83	.843	19	61	80	169	111-2	42	62	4	346	7.1
Sam Perkins	48	0	789	80-200	.400	35-90	.389	43-60	.717	36	102	138	25	74-0	15	22	14	238	5.0
Derrick McKey	13	0	244	23-52	.442	0-1	.000	14-17	.824	18	23	41	13	24-0	12	12	4	60	4.6
Austin Croshere	27	0	249	32-75	.427	8-29	.276	20-23	.870	16	29	45	10	32-0	7	23	8	92	3.4
Al Harrington	21	0	160	18-56	.321	0-5	.000	9-15	.600	20	19	39	5	26-0	4	11	2	45	2.1
Fred Hoiberg	12	0	87	6-21	.286	1-9	.111	6-61	.000	2	9	11	4	11-0	0	3	0	19	1.6
Mark Pope	4	0	26	1-7	.143	0-4	.000	0-1	.000	2	2	4	0	6-0	0	1	0	2	0.5
PACERS	50	250	12100	1731-3866	.448	294-799	.368	977-1228	.796	574	1452	2026	1005	1082-7	316	649	223	4733	94.7
OPPONENTS	50	250	12100	1706-3935	.434	206-634	.325	928-1227	.756	626	1426	2052	955	1127-8	357	652	238	4546	90.9

1998-99 (33-17)

FEBRUARY

5	Washington	W	96-81
7	at Detroit	L	98-107
8	at Cleveland	W	95-89
10	at Portland	L	92-100
11	at Vancouver	W	101-97
14	at L.A. Lakers	W	101-99
16	Miami	L	78-89
18	Philadelphia	W	99-95
20	at Milwaukee	W	82-80
21	New Jersey	W	80-79
24	Toronto	W	104-84
25	at Cleveland	W	81-74
26	at Orlando	L	100-103 OT

MARCH

2	Denver	W	88-81
3	at Washington	W	106-95
5	Golden State	L	83-102
7	Miami	W	85-72
10	New Jersey	W	93-82
12	Milwaukee	W	109-104
14	Boston	W	99-96
16	Atlanta	L	79-85
17	at Philadelphia	L	110-114
19	Chicago	W	96-87
20	at Miami	W	94-89
22	Washington	W	90-86
24	at Atlanta	L	102-103
26	at New Jersey	W	100-91
28	at Boston	W	101-93
29	Atlanta	L	82-83
30	at New York	L	93-94

APRIL

1	at Toronto	L	87-88
2	at Charlotte	W	87-81
4	New York	W	108-95
5	at Detroit	W	88-86
7	at Chicago	W	91-74
9	Detroit	L	101-102
10	Charlotte	L	90-92
12	at Toronto	W	109-99
14	Orlando	W	83-80
16	at Philadelphia	L	83-93
18	at Miami	L	88-92
19	at Boston	W	120-104
21	Milwaukee	W	108-100 OT
24	Chicago	W	87-69
25	at New Jersey	L	98-120
27	Orlando	L	87-88
29	Charlotte	W	115-110 OT
30	at Atlanta	W	92-90 OT

MAY

2	New York	W	94-71
4	Cleveland	W	100-78

PLAYOFFS

FIRST ROUND

9	Milwaukee	W	110-88
11	Milwaukee	W	108-107 OT
13	at Milwaukee	W	99-91

EASTERN CONFERENCE SEMIFINALS

17	Philadelphia	W	94-90
19	Philadelphia	W	85-82
21	at Philadelphia	W	97-86
23	at Philadelphia	W	89-86

EASTERN CONFERENCE FINALS

30	New York	L	90-93
----	----------	---	-------

JUNE

1	New York	W	88-86
5	at New York	L	91-92
7	at New York	W	90-78
9	New York	L	94-101
11	at New York	L	82-90

1999-2000

PLAYER	G	GS	MIN	FGM-FGA	PCT	3-POINT		FTM-FTA	PCT	OR	DR	TR	AST	PF-DQ	STL	TO	BKS	PTS	AVG
						FGM-FGA	PCT												
Jalen Rose	80	80	2978	563-1196	.471	77-196	.393	254-307	.827	42	345	387	320	234-1	84	188	49	1457	18.2
Reggie Miller	81	81	2987	466-1041	.448	165-404	.408	373-406	.919	50	189	239	187	126-0	85	129	25	1470	18.1
Rik Smits	79	79	1852	431-890	.484	0-1	.000	156-211	.739	94	307	401	85	249-1	20	108	100	1018	12.9
Austin Croshore	81	14	1885	288-653	.441	63-174	.362	196-231	.848	135	381	516	89	203-2	44	121	60	835	10.3
Dale Davis	74	72	2127	302-602	.502	0-0	---	139-203	.685	256	473	729	64	203-1	52	91	94	743	10.0
Travis Best	82	0	1691	271-561	.483	35-93	.376	156-190	.821	16	126	142	272	204-1	76	107	5	733	8.9
Mark Jackson	81	81	2190	246-570	.432	89-221	.403	79-98	.806	63	233	296	650	111-0	76	174	10	660	8.1
Sam Perkins	81	0	1620	184-441	.417	89-218	.408	80-97	.825	64	225	289	68	136-0	31	63	33	537	6.6
Al Harrington	50	0	854	121-264	.458	8-34	.235	78-111	.703	47	112	159	38	130-0	25	65	9	328	6.6
Chris Mullin	47	2	582	80-187	.428	45-110	.409	37-41	.902	14	62	76	37	60-0	28	28	9	242	5.1
Derrick McKey	32	0	634	43-108	.398	10-23	.435	43-56	.768	29	106	135	35	81-0	29	19	13	139	4.3
Jonathan Bender	24	1	130	23-70	.329	2-12	.167	16-24	.667	4	17	21	3	18-0	1	7	5	64	2.7
Jeff Foster	19	0	86	13-23	.565	0-1	.000	17-25	.680	12	20	32	5	18-0	5	2	1	43	2.3
Zan Tabak	18	0	114	16-34	.471	0-0	---	5-8	.625	16	16	32	4	13-0	3	11	9	37	2.1
PACERS	82	410	19730	3047-6640	.459	583-1487	.392	1629-2008	.811	842	2612	3454	1857	1786-6	559	1159	422	8306	101.3
OPPONENTS	82	410	19730	3113-6982	.446	329-1006	.327	1374-1821	.755	1040	2545	3585	1735	1910-18	610	1126	323	7929	96.7

1999-2000 SEASON (56-26)

NOVEMBER

2	at New Jersey	W	119-112
4	at Charlotte	L	89-98
6	Boston	W	115-108
9	at Miami	L	101-113
11	Orlando	W	116-101
13	Washington	W	105-83
15	at Houston	W	96-87
16	at San Antonio	L	87-90 OT
19	Atlanta	L	99-105
20	at Cleveland	W	107-98
22	at Boston	L	85-95
25	Detroit	L	99-107
26	Vancouver	W	105-86
28	at Seattle	L	91-102
29	at Portland	W	93-91

DECEMBER

1	at Vancouver	W	96-89
3	at Utah	W	100-75
7	San Antonio	W	83-77
10	Cleveland	W	136-88
11	L.A. Clippers	W	108-90
14	at Toronto	L	97-105
15	Chicago	W	102-91
17	Utah	W	89-74
18	at Milwaukee	L	95-109
21	Seattle	W	113-103
25	New York	W	101-90
27	at Chicago	W	103-91
29	at Atlanta	W	116-89
30	Charlotte	W	109-99

JANUARY

4	New Jersey	W	116-111
6	at Denver	W	102-87
8	at L.A. Clippers	L	94-107
9	at Sacramento	L	113-116
12	Washington	W	117-102
14	L.A. Lakers	W	111-102
15	at Orlando	W	96-89
17	at Minnesota	L	100-101

19	Milwaukee	W	106-84
21	at Washington	L	113-123
22	at Philadelphia	L	97-103
24	at Chicago	L	82-83
25	Phoenix	W	93-87
29	Miami	W	94-84

FEBRUARY

1	Boston	W	99-96
4	Sacramento	W	104-94
5	at Orlando	L	102-107
7	Philadelphia	W	109-84
9	at Boston	W	113-104
16	Toronto	W	109-101
17	at Milwaukee	W	92-90
19	at New York	L	73-87
21	Dallas	W	94-93
23	at Detroit	W	118-111
24	Chicago	W	100-83
26	Golden State	W	104-88
29	Detroit	W	115-105

MARCH

2	at Phoenix	L	87-118
3	at L.A. Lakers	L	92-107
5	at Golden State	W	114-95
7	Denver	W	90-89
9	Portland	W	127-119 OT
10	at Cleveland	W	95-92
12	Miami	L	96-105
14	at Dallas	L	90-111
15	at Atlanta	W	113-107
17	Houston	W	111-102
18	Charlotte	W	113-99
21	New York	W	95-91
23	Milwaukee	L	84-105
26	Philadelphia	L	101-111
28	at New Jersey	L	106-111
31	Minnesota	W	109-85

APRIL

2	at Toronto	W	104-83
5	New Jersey	W	105-101

7	Cleveland	W	95-94
9	at Charlotte	L	80-96
10	at New York	L	81-83
12	Toronto	W	77-73
14	at Miami	W	105-101
16	at Detroit	W	112-101
17	at Philadelphia	W	92-90
19	Atlanta	W	111-92

PLAYOFFS

FIRST ROUND

23	Milwaukee	W	88-85
27	Milwaukee	L	91-104
29	at Milwaukee	W	109-96

MAY

1	at Milwaukee	L	87-100
4	Milwaukee	W	96-95

EASTERN CONFERENCE SEMIFINALS

6	Philadelphia	W	108-91
8	Philadelphia	W	103-97
10	at Philadelphia	W	97-89
13	at Philadelphia	L	90-92
15	Philadelphia	L	86-107
19	at Philadelphia	W	106-90

EASTERN CONFERENCE FINALS

23	New York	W	102-88
25	New York	W	88-84
27	at New York	L	95-98
29	at New York	L	89-91
31	New York	W	88-79

JUNE

2	at New York	W	93-80
---	-------------	---	-------

NBA FINALS

7	at L.A. Lakers	L	87-104
9	at L.A. Lakers	L	104-111
11	L.A. Lakers	W	100-91
14	L.A. Lakers	L	118-120 OT
16	L.A. Lakers	W	120-87
19	at L.A. Lakers	L	111-116

2000-01

PLAYER	G	GS	MIN	FGM-FGA	PCT	3-POINT		FTM-FTA	PCT	OR	DR	TR	AST	PF-DQ	STL	TO	BKS	PTS	AVG
						FGM-FGA	PCT												
Jalen Rose	72	72	2943	567-1242	.457	59-174	.339	285-344	.828	37	322	359	435	230-2	65	211	43	1478	20.5
Reggie Miller	81	81	3181	517-1176	.440	170-464	.366	323-348	.928	38	247	285	260	162-0	81	133	15	1527	18.9
Jermaine O'Neal	81	80	2641	404-868	.465	0-5	.000	233-388	.601	249	545	794	98	280-5	49	161	228	1041	12.9
Travis Best	77	21	2457	347-788	.440	37-97	.381	187-226	.827	38	184	222	473	246-10	110	127	11	918	11.9
Austin Croshere	81	23	1874	276-701	.394	70-207	.338	200-231	.866	123	264	387	92	180-1	36	136	50	822	10.1
Al Harrington	78	38	1892	241-543	.444	1-7	.143	103-157	.656	119	262	381	130	223-2	63	148	18	586	7.5
Tyus Edney	24	0	263	35-91	.385	1-6	.167	35-39	.897	5	19	24	54	17-0	17	25	0	106	4.4
Zan Tabak	55	14	777	98-186	.527	0-0	---	20-47	.426	65	148	213	33	125-0	10	57	30	216	3.9
Bruno Sundov	11	4	120	20-41	.488	0-4	.000	3-5	.600	4	19	23	2	21-1	2	3	4	43	3.9
Sam Perkins	64	41	999	86-226	.381	38-110	.345	32-38	.842	32	136	168	41	61-0	33	19	18	242	3.8
Jeff Foster	71	9	1152	100-213	.469	2-7	.286	47-91	.516	144	245	389	33	152-3	39	52	28	249	3.5
Jonathan Bender	59	7	574	66-186	.355	11-41	.268	50-68	.735	14	60	74	32	73-0	7	42	28	193	3.3
Derrick McKey	66	20	987	60-136	.441	4-20	.200	21-27	.778	49	127	176	74	136-1	48	47	13	145	2.2
Terry Mills	14	0	113	11-34	.324	3-17	.176	0-0	---	4	17	21	5	20-1	3	10	1	25	1.8
Lari Ketner	3	0	7	0-0	---	0-0	---	0-0	---	0	0	0	1	0-0	0	2	0	0	0.0
PACERS	82	410	19980	2828-6431	.440	396-1159	.342	1539-2009	.766	921	2595	3516	1763	1926-26	563	1244	487	7591	92.6
OPPONENTS	82	410	19980	2829-6683	.423	377-1121	.336	1572-2074	.758	1042	2495	3537	1695	1882-13	589	1115	387	7607	92.8

2000-01 SEASON (41-41)

OCTOBER

31 at San Antonio L 85-98

NOVEMBER

2 at Dallas L 88-94
 4 Chicago W 94-81
 8 Milwaukee W 108-97
 10 at Washington W 86-74
 11 Detroit W 94-84
 15 at Detroit W 92-88
 17 Golden State L 90-92
 18 at New Jersey L 92-97
 21 Houston L 89-101
 23 Toronto L 91-111
 24 Washington W 99-87
 28 at LA Lakers L 107-124
 30 at Golden State L 95-99

DECEMBER

1 at Vancouver W 86-76 OT
 3 at Milwaukee L 80-92
 5 New Jersey W 88-64
 6 at Charlotte L 88-91
 8 at Boston W 104-91
 9 Charlotte W 99-96 OT
 12 at Toronto L 90-104
 13 Dallas W 97-92
 15 Cleveland L 95-103
 16 at Minnesota L 110-113 OT
 19 at Chicago W 90-85
 20 Toronto L 98-99 OT
 22 Utah L 101-109
 23 at Atlanta L 87-91
 25 Orlando W 103-93
 27 at Miami L 79-91
 30 San Antonio L 77-89

JANUARY

2 at Seattle W 91-83
 3 at Portland L 86-102
 5 at Sacramento W 93-91 OT
 8 at LA Clippers W 85-82
 9 at Utah L 99-103
 11 at Phoenix L 85-93
 13 Miami W 87-71
 15 LA Clippers W 89-74
 18 Atlanta W 84-76
 21 at New York W 87-74
 25 Portland L 82-92
 28 Philadelphia L 81-86
 30 at Orlando L 86-93
 31 Boston L 96-102 OT

FEBRUARY

2 Denver W 103-94
 3 at Milwaukee L 85-104
 6 at Miami L 89-102
 13 Charlotte L 66-77
 15 Detroit W 82-73
 18 L.A. Lakers W 110-109
 23 at Cleveland W 92-90
 25 Minnesota W 110-100
 26 at Charlotte L 72-82
 28 Milwaukee W 99-86

MARCH

2 Seattle L 83-86
 4 New Jersey L 96-120
 6 at New York L 83-97
 7 New York L 75-79
 9 Cleveland W 99-84
 11 at Detroit L 78-95
 13 at Houston L 118-127 3OT
 14 at Denver L 83-95
 16 Atlanta W 103-97
 18 Sacramento W 101-95
 20 at Toronto L 81-102
 21 Orlando W 96-95
 23 Vancouver W 95-75
 25 at Orlando L 82-84
 27 at Washington W 110-102
 29 at Atlanta L 93-104
 30 at Boston W 92-87

APRIL

1 at Philadelphia L 93-104
 3 Phoenix W 85-81
 6 Chicago W 100-93
 8 at New Jersey W 108-83
 9 Washington W 100-78
 11 New York W 100-93
 13 Boston W 113-108 OT
 15 at Chicago W 93-86
 17 Philadelphia L 105-111 OT
 18 at Cleveland W 105-101 OT

PLAYOFFS

FIRST ROUND

21 at Philadelphia W 79-78
 24 at Philadelphia L 98-116
 28 Philadelphia L 87-92

MAY

2 Philadelphia L 85-88

2001-02

PLAYER	G	GS	MIN	3-POINT		FTM-FTA	PCT	OR	DR	TR	AST	PF-DQ	STL	TO	BKS	PTS	AVG		
				FGM-FGA	PCT														
Jermaine O'Neal	72	72	2707	543-1133	.479	1-14	.071	284-413	.688	188	569	757	118	269-4	45	174	166	1371	19.0
Jalen Rose	53	53	1937	387-871	.444	52-146	.356	156-186	.839	29	220	249	197	148-1	45	105	29	982	18.5
Reggie Miller	79	79	2889	414-913	.453	180-443	.406	296-325	.911	23	196	219	253	143-0	88	120	10	1304	16.5
Brad Miller	28	28	872	158-281	.562	1-3	.333	107-130	.823	76	144	220	51	88-1	24	41	12	424	15.1
Al Harrington	44	1	1313	230-484	.475	1-3	.333	115-144	.799	96	180	276	54	166-4	41	78	21	576	13.1
Ron Artest	28	24	819	117-285	.411	17-79	.215	55-75	.733	33	107	140	50	109-4	66	49	16	306	10.9
Jamaal Tinsley	80	78	2442	289-760	.380	42-175	.240	131-186	.704	78	220	298	647	248-9	138	270	40	751	9.4
Jonathan Bender	78	17	1647	198-460	.430	45-125	.360	140-181	.773	64	180	244	62	147-1	19	96	49	581	7.4
Travis Best	44	3	954	116-264	.439	13-34	.382	57-65	.877	10	60	70	175	101-3	57	59	6	302	6.9
Austin Croshere	76	1	1286	185-448	.413	49-145	.338	97-114	.851	74	220	294	77	106-0	26	67	29	516	6.8
Jeff Foster	82	48	1786	177-394	.449	2-15	.133	111-182	.610	206	350	556	70	232-4	71	79	38	467	5.7
Kevin Ollie	29	0	577	40-100	.400	0-0	---	78-97	.804	7	49	56	98	33-0	26	26	1	158	5.4
Ron Mercer	13	1	213	25-67	.373	1-5	.200	11-111	.000	6	17	23	10	22-0	2	9	3	62	4.8
Carlos Rogers	22	1	168	24-43	.558	1-6	.167	10-19	.526	14	24	38	3	17-0	5	5	6	59	2.7
Primoz Brezec	22	4	160	14-29	.483	0-0	---	15-25	.600	16	12	28	6	28-0	0	6	7	43	2.0
Bruno Sundov	22	0	88	16-40	.400	0-1	.000	0-2	.000	7	14	21	3	16-0	3	4	3	32	1.5
Jamison Brewer	13	0	43	2-5	.400	0-1	.000	0-0	---	2	6	8	9	3-0	2	3	0	4	0.3
Norm Richardson	3	0	4	0-3	.000	0-0	---	0-0	---	1	0	1	1	0-0	0	0	0	0	0.0
PACERS	82	410	19905	2935-6580	.446	405-1195	.339	1663-2155	.772	930	2568	3498	1884	1876-31	658	1249	436	7938	96.8
OPPONENTS	82	410	19905	2977-6800	.438	418-1200	.348	1544-2062	.749	1048	2514	3562	1771	1855-15	618	1173	466	7916	96.5

2001-02 SEASON (42-40)

OCTOBER

30	at New Jersey	L	97-103
31	at Chicago	W	98-73

NOVEMBER

2	Orlando	W	117-107
4	at Toronto	L	100-113
6	at Philadelphia	W	87-77
7	Sacramento	W	116-104
9	New York	W	103-95
10	Portland	W	105-96
13	New Jersey	L	82-91
14	at Boston	L	93-101
16	Minnesota	L	113-120 2OT
17	at Detroit	L	98-104
20	Atlanta	W	106-102
22	Washington	W	110-103
23	San Antonio	L	79-97
25	at Seattle	L	88-99
27	at Portland	L	90-96
28	at Denver	W	99-85

DECEMBER

1	at Utah	W	100-97
2	at L.A. Clippers	L	72-103
4	Denver	W	104-96
7	Chicago	W	98-83
8	at New York	L	99-101
13	Houston	W	108-106 OT
15	at Milwaukee	L	95-115
18	at Atlanta	W	103-100
19	Toronto	L	90-102
21	New Jersey	W	100-94
22	at Cleveland	W	109-103
26	at Orlando	W	89-82
27	Washington	W	108-81
29	at New Jersey	L	93-98 OT
31	Miami	L	87-89

JANUARY

4	at San Antonio	W	92-82
5	at Houston	W	81-79
9	L.A. Lakers	L	90-109
11	Chicago	W	97-90
12	at Dallas	L	102-111
15	Milwaukee	L	102-106
16	at Milwaukee	L	100-105
18	Detroit	L	93-96
19	at Miami	L	88-100
21	at Chicago	W	93-81
23	at Boston	L	94-98
25	Charlotte	W	90-81
26	Seattle	L	86-95
30	Memphis	W	83-82

FEBRUARY

1	New York	W	92-87
3	at Washington	L	89-109
5	Dallas	L	140-141 2OT
12	Utah	L	82-98
15	at Charlotte	L	106-116
17	Philadelphia	W	86-76
22	Cleveland	L	93-103
23	L.A. Clippers	W	106-88
25	at Golden State	W	102-97 OT
28	at Phoenix	L	100-107 OT

MARCH

1	at L.A. Lakers	L	84-96
3	at Sacramento	W	97-86
5	Orlando	W	111-98
7	at Memphis	L	111-122
8	at Philadelphia	L	100-109
10	at Detroit	W	89-84
12	Golden State	W	115-101
15	at Minnesota	W	98-85
17	Atlanta	W	85-68
20	at Charlotte	L	88-94
22	at Miami	W	104-94
24	Charlotte	L	84-99
26	Detroit	L	77-96
29	at Orlando	L	106-114
31	Miami	W	100-81

APRIL

2	Boston	L	94-105
4	at Atlanta	L	94-95
5	Phoenix	W	97-87
7	at Toronto	L	84-94
8	Cleveland	L	99-111
10	Toronto	W	98-82
12	Milwaukee	W	112-107 OT
14	at Washington	W	86-80
16	at Cleveland	W	99-95
17	Philadelphia	W	103-80

PLAYOFFS

FIRST ROUND

20	at New Jersey	W	89-83
22	at New Jersey	L	79-95
26	New Jersey	L	84-85
30	New Jersey	W	97-74

MAY

2	at New Jersey	L	109-120 2OT
---	---------------	---	-------------

2002-03

PLAYER	G	GS	MIN	FGM-FGA	PCT	3-POINT		FTM-FTA	PCT	OR	DR	TR	AST	PF-DQ	STL	TO	BKS	PTS	AVG
						FGM-FGA	PCT												
Jermaine O'Neal	77	76	2864	610-1260	.484	7-21	.333	373-510	.731	202	594	796	155	277-5	66	180	178	1600	20.8
Ron Artest	69	67	2317	362-846	.428	71-211	.336	273-371	.736	101	261	362	198	242-7	159	145	50	1068	15.5
Brad Miller	73	72	2270	329-667	.493	5-16	.313	292-357	.818	185	418	603	193	203-0	65	118	43	955	13.1
Reggie Miller	70	70	2117	281-637	.441	113-318	.355	207-230	.900	21	151	172	170	89-0	62	66	4	882	12.6
Al Harrington	82	37	2467	389-896	.434	13-46	.283	211-274	.770	159	352	511	125	280-3	71	163	33	1002	12.2
Jamaal Tinsley	73	69	2237	220-556	.396	46-166	.277	80-112	.714	58	202	260	548	201-2	125	192	18	566	7.8
Ron Mercer	72	3	1671	244-597	.409	3-16	.188	65-81	.802	32	122	154	112	123-1	49	54	14	556	7.7
Jonathan Bender	46	2	819	112-254	.441	19-53	.358	60-84	.714	42	91	133	42	86-0	8	42	56	303	6.6
Erick Strickland	71	10	1275	163-380	.429	62-160	.388	70-87	.805	23	122	145	209	111-0	38	98	7	458	6.5
Austin Croshere	49	0	633	86-209	.411	27-69	.391	53-65	.815	40	115	155	56	48-0	6	28	13	252	5.1
Tim Hardaway	10	0	127	18-49	.367	11-31	.355	2-4	.500	1	14	15	24	8-0	9	11	0	49	4.9
Jamison Brewer	10	0	80	9-17	.529	0-2	.000	4-9	.444	5	4	9	18	11-0	2	6	1	22	2.2
Jeff Foster	77	2	802	64-178	.360	0-2	.000	34-63	.540	118	161	279	51	103-0	28	34	21	162	2.1
Primož Brezec	22	1	111	15-38	.395	0-1	.000	12-20	.600	13	10	23	4	16-0	2	7	4	42	1.9
Fred Jones	19	1	115	9-24	.375	2-7	.286	3-4	.750	4	5	9	5	13-0	6	6	1	23	1.2
PACERS	82	410	19905	2911-6608	.441	379-1119	.339	1739-2271	.766	1004	2622	3626	1910	1811-18	696	1210	443	7940	96.8
OPPONENTS	82	410	19905	2860-6690	.428	407-1197	.340	1527-1992	.767	1006	2458	3464	1696	1923-21	620	1258	513	7654	93.3

2002-03 SEASON (48-34)

OCTOBER

30 Houston W 91-82

NOVEMBER

1 at New Jersey L 91-102
 2 Minnesota W 87-80
 5 at Miami W 83-79
 8 New York W 107-94
 9 Toronto W 108-84
 12 Cleveland W 95-75
 15 Milwaukee W 103-100 OT
 16 at Minnesota W 107-101
 20 at Toronto W 97-95
 22 Orlando W 106-70
 23 Detroit L 91-106
 26 at Washington W 88-84
 28 Dallas W 110-98
 29 Washington W 100-84

DECEMBER

1 at L.A. Clippers W 92-87
 2 at Utah L 91-102
 4 at Seattle W 114-111 OT
 6 at Phoenix L 96-102
 7 at Denver L 81-92
 11 at Milwaukee W 126-119 OT
 13 Denver W 94-72
 15 Philadelphia W 107-97
 17 at Dallas L 97-118
 18 at Houston L 83-95
 20 Chicago W 101-86
 21 at Chicago L 103-110
 23 Atlanta W 112-97
 27 at Cleveland W 113-89
 28 New Orleans W 91-84
 31 at New Orleans W 89-86

JANUARY

3 at New York L 96-98
 4 at Washington L 104-107 2OT
 6 at Philadelphia W 105-104 OT
 8 New York W 89-87
 10 at Orlando W 101-97 OT
 11 Golden State W 116-104
 15 Miami W 104-81
 17 at Boston L 93-98
 18 Detroit W 88-86
 20 at Detroit L 78-88
 22 Toronto W 101-98
 24 Seattle W 93-80
 26 L.A. Clippers W 108-101
 27 at Miami W 102-95
 29 San Antonio L 97-106
 31 at Toronto L 90-102

FEBRUARY

1 Boston W 109-100
 4 L.A. Lakers L 94-97
 11 Cleveland W 107-96
 12 at New Orleans W 83-72
 14 Atlanta W 98-97 OT
 16 at Atlanta L 86-99
 18 at Memphis L 103-108 OT
 20 at New Jersey L 91-98
 22 at San Antonio L 96-105
 25 Washington L 78-83
 26 at Boston L 69-71
 28 Milwaukee W 107-98

MARCH

4 at Golden State L 100-107
 5 at L.A. Lakers L 95-97
 8 at Portland L 80-94
 9 at Sacramento L 88-107
 11 New Orleans L 71-81
 12 at Philadelphia L 93-96
 14 Utah W 101-81
 17 Portland L 88-95
 19 Boston W 102-72
 21 Memphis W 101-92
 22 at Atlanta L 89-92
 26 Philadelphia L 85-91
 28 Chicago W 140-89
 30 Phoenix W 92-81

APRIL

1 Sacramento L 98-103
 2 at Cleveland W 103-82
 4 at Detroit W 98-92
 6 Miami W 90-69
 8 at Chicago L 103-115
 11 Orlando L 86-98
 13 at Milwaukee L 98-107
 15 at New York W 109-93
 16 New Jersey W 90-83

PLAYOFFS

FIRST ROUND

19 Boston L 100-103
 21 Boston W 89-77
 24 at Boston L 83-101
 27 at Boston L 92-102
 29 Boston W 93-88 OT

MAY

1 at Boston L 90-110

2003-04

PLAYER	G	GS	MIN	FGM-FGA	PCT	3-POINT		FTM-FTA	PCT	OR	DR	TR	AST	PF-DQ	STL	TO	BKS	PTS	AVG
						FGM-FGA	PCT												
Jermaine O'Neal	78	78	2788	608-1400	.434	2-18	.111	348-460	.757	193	585	778	164	248-2	59	181	199	1566	20.1
Ron Artest	73	71	2714	468-1112	.421	75-242	.310	322-439	.733	100	285	385	272	194-2	152	202	50	1333	18.3
Al Harrington	79	15	2441	421-909	.463	21-77	.273	185-252	.734	163	345	508	131	250-1	80	163	22	1048	13.3
Reggie Miller	80	80	2254	260-594	.438	134-334	.401	146-165	.885	18	170	188	249	96-0	65	68	11	800	10.0
Jamaal Tinsley	52	43	1378	153-370	.414	77-207	.372	49-67	.731	28	108	136	303	132-2	84	110	17	432	8.3
Jonathan Bender	21	0	271	50-106	.472	9-22	.409	39-47	.830	9	31	40	9	23-0	5	33	11	148	7.0
Anthony Johnson	73	7	1598	167-411	.406	41-122	.336	75-94	.798	28	102	130	202	138-0	64	75	8	450	6.2
Jeff Foster	82	79	1961	197-362	.544	0-4	.000	103-154	.669	248	362	610	64	189-1	71	60	27	497	6.1
Kenny Anderson	44	31	905	113-256	.441	1-4	.250	35-48	.729	19	62	81	125	73-0	26	50	5	262	6.0
Austin Croshere	77	0	1051	119-307	.388	56-144	.389	93-104	.894	60	183	243	52	101-0	24	55	14	387	5.0
Fred Jones	81	2	1508	123-311	.395	27-89	.303	124-149	.832	25	101	126	173	132-0	65	73	18	397	4.9
Jamison Brewer	13	1	160	13-35	.371	5-14	.357	1-6	.167	2	9	11	17	9-0	7	10	0	32	2.5
Scot Pollard	61	3	678	47-114	.412	0-0	---	12-21	.571	67	97	164	10	110-0	23	22	26	106	1.7
Primož Brezec	18	0	72	12-26	.462	0-0	---	4-6	.667	5	10	15	3	13-0	0	6	3	28	1.6
James Jones	6	0	26	2-9	.222	1-4	.250	2-21	0.000	0	2	2	0	1-0	1	0	0	7	1.2
PACERS	82	410	19805	2753-6322	.435	449-1281	.351	1538-2014	.764	965	2452	3417	1774	1709-8	726	1182	411	7493	91.4
OPPONENTS	82	410	19805	2671-6180	.432	329-1014	.324	1350-1800	.750	867	2423	3290	1649	1794-18	582	1301	512	7021	85.6

2003-04 SEASON (61-21)

OCTOBER

29	at Detroit	W	89-87
31	Milwaukee	L	79-93

NOVEMBER

1	at Atlanta	W	103-99 OT
4	Denver	W	71-60
6	at New Jersey	W	87-81
7	Cleveland	W	91-90
9	at Philadelphia	W	85-74
11	Boston	L	76-78
14	Seattle	W	101-78
15	at New York	W	95-94
19	L.A. Clippers	W	91-78
21	at New Orleans	W	76-75
24	at Orlando	W	89-78
25	Minnesota	W	98-75
27	New York	W	93-70
28	Philadelphia	W	90-77
30	at L.A. Lakers	L	77-99

DECEMBER

1	at Phoenix	W	89-82
3	at Portland	L	95-97 OT
5	at Seattle	W	101-94
7	at Sacramento	L	88-91
9	Washington	W	93-79
12	Atlanta	W	103-92
13	at Chicago	L	75-86
15	Cleveland	W	95-85
17	Orlando	L	90-94
19	Detroit	W	80-75
20	at Minnesota	L	80-102
23	at Houston	W	79-71
26	at Milwaukee	L	96-101
27	New Jersey	L	75-82
29	Memphis	W	94-86
30	at Cleveland	W	92-89

JANUARY

2	at Boston	W	103-90
3	New Orleans	W	91-84
5	at Miami	W	87-65
6	Orlando	W	114-107
9	at Dallas	W	92-80
10	at San Antonio	L	88-89 OT
14	Atlanta	W	85-78
16	San Antonio	W	89-79
17	at New Jersey	W	90-84
19	at Atlanta	W	100-97
20	Detroit	W	81-69
23	Houston	L	74-78
24	at Washington	L	96-107
28	Phoenix	W	101-79
31	Boston	W	99-98

FEBRUARY

2	L.A. Lakers	W	85-72
3	at New York	L	90-97
6	at Toronto	W	83-77
8	Miami	W	97-91
10	at Chicago	W	103-84
17	New Orleans	L	75-89
20	at Washington	W	96-87
22	Utah	W	94-80
24	Golden State	W	107-96
27	at New Orleans	L	77-89
28	Philadelphia	W	81-74

MARCH

2	at Golden State	W	96-88
3	at L.A. Clippers	W	101-94 OT
5	at Utah	W	96-88
7	at Denver	W	103-94
9	Toronto	W	94-84 OT
12	at Boston	W	99-81
14	at Cleveland	L	104-107
17	Portland	W	80-71
19	Sacramento	L	92-94
20	at Memphis	L	95-99

22	Chicago	W	101-77
24	Dallas	W	103-99
26	at Orlando	W	107-92
28	Miami	W	87-80
30	at Milwaukee	L	86-95
31	Milwaukee	W	111-78

APRIL

2	Toronto	W	84-64
4	at Detroit	L	61-79
6	New York	W	107-86
7	at Toronto	W	94-90
9	New Jersey	W	90-80
12	at Philadelphia	W	107-93
14	Chicago	W	101-96

PLAYOFFS

FIRST ROUND

17	Boston	W	104-88
20	Boston	W	103-90
23	at Boston	W	108-85
25	at Boston	W	90-75

MAY

EASTERN CONFERENCE SEMIFINALS

6	Miami	W	94-81
8	Miami	W	91-80
10	at Miami	L	87-94
12	at Miami	L	88-100
15	Miami	W	94-83
18	at Miami	W	73-70

EASTERN CONFERENCE FINALS

22	Detroit	W	78-74
24	Detroit	L	67-72
26	at Detroit	L	78-85
28	at Detroit	W	83-68
30	Detroit	L	65-83

JUNE

1	at Detroit	L	65-69
---	------------	---	-------

2004-05

PLAYER	G	GS	MIN	3-POINT				FTM-FTA	PCT	OR	DR	TR	AST	PF-DQ	STL	TO	BKS	PTS	AVG
				FGM-FGA	PCT	FGM-FGA	PCT												
Ron Artest	7	7	291	59-119	.496	7-17	.412	47-51	.922	8	37	45	22	27-0	12	17	6	172	24.6
Jermaine O'Neal	44	41	1530	386-854	.452	1-6	.167	295-391	.754	85	303	388	82	173-4	25	131	88	1068	24.3
Stephen Jackson	51	49	1806	330-819	.403	103-286	.360	190-229	.830	44	206	250	119	154-4	64	123	14	953	18.7
Jamall Tinsley	40	40	1301	218-522	.418	58-156	.372	122-164	.744	26	134	160	257	112-3	81	134	12	616	15.4
Reggie Miller	66	66	2105	314-719	.437	96-298	.322	250-268	.933	18	138	156	146	109-0	50	77	5	974	14.8
Fred Jones	77	14	2268	275-647	.425	87-229	.380	176-207	.850	34	208	242	196	171-1	61	114	31	813	10.6
Austin Croshere	73	22	1827	188-497	.378	45-174	.259	226-256	.883	103	272	375	98	154-1	48	104	17	647	8.9
Anthony Johnson	63	36	1747	203-456	.445	41-108	.380	85-113	.752	32	147	179	302	144-0	59	96	15	532	8.4
Jeff Foster	61	43	1594	168-324	.519	0-5	.000	90-142	.634	205	345	550	43	186-3	46	55	12	426	7.0
David Harrison	43	14	760	106-184	.576	0-0	---	52-91	.571	48	87	135	13	134-6	16	53	55	264	6.1
Jonathan Bender	7	0	93	16-40	.400	1-5	.200	3-6	.500	5	9	14	4	9-0	1	10	2	36	5.1
James Jones	75	24	1330	126-318	.396	66-166	.398	53-62	.855	39	135	174	57	123-1	31	43	28	371	4.9
Dale Davis	61	25	1307	112-234	.479	0-0	---	60-99	.602	152	223	375	47	162-1	32	43	65	284	4.7
Scot Pollard	49	17	865	79-167	.473	0-0	---	33-49	.673	85	120	205	18	123-1	30	31	24	191	3.9
Eddie Gill	73	3	1021	81-242	.335	36-117	.308	71-81	.877	16	96	112	83	105-0	59	60	5	269	3.7
Marcus Haislip	9	0	106	13-38	.342	0-1	.000	6-11	.545	5	10	15	3	15-0	2	6	2	32	3.6
Tremaine Fowlkes	8	0	56	9-17	.529	1-3	.333	0-2	.000	3	5	8	0	7-0	2	5	0	19	2.4
Britton Johnson	6	1	87	6-22	.273	0-4	.000	0-0	---	5	5	10	4	10-0	1	3	0	12	2.0
Michael Curry	18	7	249	13-29	.448	0-0	---	8-4	.500	8	19	27	15	39-5	5	4	30	1.7	
John Edwards	25	1	139	11-30	.367	0-0	---	7-14	.500	8	11	19	3	12-0	3	8	4	29	1.2
PACERS	82	410	19905	2668-6169	.432	542-1575	.344	1748-2206	.792	868	2418	3286	1489	1890-24	615	1173	757	7626	93.0
OPPONENTS	82	410	19905	2768-6284	.440	391-1071	.365	1637-2202	.743	972	2416	3388	1540	1883-26	549	1142	398	7564	92.2

2004-05 SEASON (44-38)

NOVEMBER

3	at Cleveland	W	109-104	OT
5	at Boston	W	100-94	
6	Chicago	W	100-90	
9	at Minnesota	W	102-101	
10	L.A. Clippers	L	68-102	
12	at Philadelphia	L	104-106	OT
13	New York	W	103-97	
17	Atlanta	W	93-86	
19	at Detroit	W	97-82	
20	Orlando	L	83-86	
23	Boston	W	106-96	
25	Minnesota	W	106-102	
26	Charlotte	W	82-77	
28	at Seattle	L	95-103	

DECEMBER

1	at L.A. Clippers	L	76-88	
3	at Sacramento	L	87-113	
4	at Golden State	L	96-104	
7	Milwaukee	L	86-89	
10	at Milwaukee	L	86-95	
11	Sacramento	L	92-97	OT
14	at Atlanta	W	108-97	OT
17	Toronto	W	89-86	
18	at Chicago	L	71-85	
22	Philadelphia	L	90-102	
25	Detroit	L	93-98	
27	New Orleans	W	100-82	
29	at Charlotte	W	74-71	
30	at New Jersey	W	96-83	

JANUARY

4	Milwaukee	W	116-99	
6	at San Antonio	L	98-111	
8	at Dallas	L	101-121	
9	at Phoenix	L	89-124	
11	at Memphis	W	86-85	
14	Phoenix	W	101-83	

15	Orlando	L	84-85	
18	at Houston	W	87-74	
19	at New Orleans	L	87-90	
21	at Miami	W	106-100	OT
22	Washington	L	93-95	
26	at Boston	L	86-100	
27	Detroit	L	76-88	
29	Denver	L	88-95	
31	at Philadelphia	L	88-89	

FEBRUARY

2	Toronto	L	97-98	
4	Dallas	W	95-94	
5	at Atlanta	W	84-79	
7	at Washington	L	104-108	
9	Charlotte	W	94-87	
11	Houston	L	83-91	
13	Memphis	W	76-73	
16	Portland	W	95-87	
22	at Orlando	W	108-84	
23	Miami	W	93-91	OT
25	Cleveland	W	106-82	
26	at New York	L	79-90	

MARCH

1	Seattle	L	93-101	
3	at Denver	L	87-96	
4	at Portland	W	106-97	
6	at L.A. Lakers	L	94-103	
8	at Utah	W	89-83	
11	Golden State	W	101-83	
13	at Cleveland	L	86-98	
16	Utah	W	103-84	
18	L.A. Lakers	W	103-97	
20	New Jersey	L	85-94	
22	at New Jersey	L	91-98	
23	San Antonio	W	100-93	
25	at Detroit	W	94-81	
26	at Chicago	L	96-100	
28	at Milwaukee	W	90-76	

31	Miami	W	114-108	OT
----	-------	---	---------	----

APRIL

3	at Washington	W	79-76	
5	at New York	W	97-79	
6	Cleveland	W	98-77	
8	Washington	W	93-83	
10	New York	L	112-113	OT
11	at Toronto	W	94-90	
13	New Jersey	W	90-86	
15	Philadelphia	L	86-90	
17	at Miami	L	80-84	
18	at Orlando	L	88-92	
20	Chicago	W	85-83	

PLAYOFFS

FIRST ROUND

23	at Boston	L	82-102	
25	at Boston	W	82-79	
28	Boston	W	99-76	
30	Boston	L	79-110	

MAY

3	at Boston	W	90-85	
5	Boston	L	89-92	OT
7	at Boston	W	97-70	

EASTERN CONFERENCE SEMIFINALS

9	at Detroit	L	81-96	
11	at Detroit	W	92-83	
13	Detroit	W	79-74	
15	Detroit	L	76-89	
17	at Detroit	L	67-86	
19	Detroit	L	79-88	

2005-06

PLAYER	G	GS	MIN	FGM-FGA		PCT	3-POINT		FTM-FTA	PCT	OR	DR	TR	AST	PF-DQ	STL	TO	BKS	PTS	AVG
Jermaine O'Neal	51	47	1802	380-805	.472		3-10	.300	261-368	.709	102	374	476	133	177-2	27	151	117	1024	20.1
Ron Artest	16	16	603	109-237	.460		18-54	.333	74-121	.612	26	52	78	35	45-0	42	43	11	310	19.4
Peja Stojakovic	40	40	1454	274-594	.461		91-225	.404	140-155	.903	45	205	250	68	89-0	26	52	8	779	19.5
Stephen Jackson	81	81	2910	472-1148	.411		117-339	.345	268-341	.786	48	264	312	225	195-0	104	203	43	1329	16.4
Fred Jones	68	2	1837	233-559	.417		63-187	.337	122-160	.763	18	152	170	154	142-3	55	107	20	651	9.6
Jamaal Tinsley	42	27	1122	158-386	.409		16-70	.229	58-91	.637	35	98	133	211	96-2	49	109	6	390	9.3
Anthony Johnson	75	53	1981	267-603	.443		51-155	.329	106-141	.752	31	137	168	324	132-0	63	115	22	691	9.2
Austin Croshere	50	26	1148	132-285	.463		54-140	.386	90-102	.882	62	203	265	62	105-2	22	48	7	408	8.2
Danny Granger	78	17	1765	221-478	.462		30-93	.323	115-148	.777	131	253	384	90	211-1	58	80	62	587	7.5
Sarunas Jasikevicius	75	15	1557	170-429	.396		86-236	.364	121-133	.910	19	134	153	227	108-0	40	116	4	547	7.3
Jeff Foster	63	37	1581	138-250	.552		0-4	.000	96-159	.604	224	350	574	50	191-2	41	64	27	372	5.9
David Harrison	67	17	1034	148-294	.503		0-0	—	89-174	.511	84	170	254	14	193-3	23	79	59	385	5.7
Jonathan Bender	2	0	21	4-5	.800		0-0	—	2-21.000		0	4	4	2	2-0	0	0	1	10	5.0
Scot Pollard	45	32	771	70-154	.455		0-0	—	29-38	.763	73	145	218	24	115-1	37	26	20	169	3.8
Eddie Gill	41	0	122	10-45	.222		7-23	.304	18-23	.783	0	15	15	12	13-0	11	9	1	45	1.1
Samaki Walker	7	0	22	0-2	.000		0-0	—	2-21.000		0	3	3	0	7-0	0	2	1	2	0.3
PACERS	82	410	19730	2786-6274	.444		536-1536	.349	1591-2158	.737	898	2559	3457	1631	1821-16	598	1254	409	7699	93.9
OPPONENTS	82	410	19730	2831-6504	.435		371-1083	.343	1511-2060	.733	968	2416	3384	1520	1800-13	661	1112	399	7544	92.0

2005-06 SEASON (41-41)

NOVEMBER

2	at Orlando	W	90-78
3	at Miami	W	105-102
5	Philadelphia	L	109-111
9	Miami	W	95-90
11	New Jersey	W	102-90
12	at Milwaukee	L	102-103
16	at Charlotte	L	90-122
18	Charlotte	W	93-85
20	Houston	W	85-74
24	Cleveland	W	98-76
25	Atlanta	L	85-87
27	at L.A. Clippers	W	97-92
29	at Utah	W	84-60
30	at Phoenix	L	91-109

DECEMBER

2	at Portland	W	98-78
4	at Seattle	L	102-107
6	Dallas	L	75-84
8	Washington	W	111-87
10	Memphis	W	80-66
14	at Boston	L	71-85
16	Utah	W	93-83
17	at New York	W	102-96
21	L.A. Clippers	W	97-75
23	at Cleveland	L	89-94
26	at Dallas	L	80-102
27	at San Antonio	L	86-99
30	Toronto	L	97-99

JANUARY

2	Seattle	W	115-96
4	at Denver	L	86-106
5	at Golden State	W	99-89
8	at Sacramento	W	108-83
9	at L.A. Lakers	L	90-96
11	Milwaukee	W	112-88
13	Washington	L	85-94
14	at Chicago	W	91-89
16	at New Jersey	L	92-97
18	Charlotte	W	98-92
20	at Minnesota	L	85-90
21	Chicago	L	89-101
23	at Atlanta	L	94-104
24	at Cleveland	L	66-96
27	Cleveland	L	89-93
31	at Washington	L	79-84

FEBRUARY

1	L.A. Lakers	W	105-79
4	Detroit	W	93-85
8	Portland	W	101-69
10	Golden State	W	107-95
12	San Antonio	L	88-92
15	Milwaukee	W	88-77
21	NOK Hornets	W	97-75
23	at Detroit	L	83-88
24	Atlanta	L	112-117 OT
26	at New Jersey	W	101-91

MARCH

1	at Washington	W	99-93
3	at Boston	L	98-99
5	at Philadelphia	W	94-93
7	New York	L	92-107
8	at Houston	L	99-103
10	at NOK Hornets	W	92-90
12	at Toronto	L	89-93
13	Orlando	W	97-83
15	Denver	L	99-101

17	Sacramento	W	98-93
19	Boston	L	88-103
21	at Memphis	L	75-105
22	Chicago	W	95-85
24	Detroit	L	72-75
26	Philadelphia	W	92-79
27	at Miami	L	91-96
29	at Atlanta	L	93-94
30	Phoenix	L	104-114

APRIL

1	at Milwaukee	L	89-96
4	at Chicago	L	96-102
5	Toronto	W	111-103
7	at New York	L	96-98
9	at Detroit	L	73-98
10	New York	W	101-82
12	Boston	W	117-112
14	Minnesota	W	89-77
15	at Charlotte	L	91-92 OT
17	at Toronto	W	120-95
19	Orlando	W	89-83

PLAYOFFS

FIRST ROUND

23	at New Jersey	W	90-88
25	at New Jersey	L	75-90
27	New Jersey	W	107-95
29	New Jersey	L	88-97

MAY

2	at New Jersey	L	86-92
4	New Jersey	L	90-96

* Oklahoma City, Okla.

2006-07

PLAYER	G	GS	MIN	FGM-FGA		PCT	3-POINT		FTM-FTA	PCT	OR	DR	TR	AST	PF-DQ	STL	TO	BKS	PTS	AVG
				FGM-FGA	PCT		FGM-FGA	PCT												
Jermaine O'Neal	69	69	2459	498-1141	.436		0-7	.000	343-447	.767	153	508	661	167	232-3	50	203	182	1339	19.4
Al Harrington	36	36	1208	223-487	.458		54-118	.458	72-101	.713	71	155	226	51	116-0	25	91	10	572	15.9
Stephen Jackson	37	32	1186	180-430	.419		41-138	.297	120-146	.822	17	78	95	114	87-2	33	81	20	521	14.1
Mike Dunleavy	43	43	1529	218-480	.454		34-120	.283	133-168	.792	44	200	244	111	120-1	46	78	10	603	14.0
Danny Granger	82	57	2785	398-867	.459		110-288	.382	236-294	.803	114	267	381	114	245-3	66	135	61	1142	13.9
Jamaal Tinsley	72	72	2243	346-889	.389		61-193	.316	172-239	.720	60	180	240	494	190-3	117	200	25	925	12.8
Troy Murphy	42	31	1185	185-402	.460		36-88	.409	61-79	.772	63	194	257	66	133-2	25	49	25	467	11.1
Sarunas Jasikevicius	37	1	664	91-221	.412		32-86	.372	59-64	.922	10	38	48	111	53-0	13	59	0	273	7.4
Marquis Daniels	45	4	800	129-281	.459		6-26	.231	56-80	.700	26	56	82	57	56-0	27	55	7	320	7.1
Ike Diogu	42	2	538	83-183	.454		0-0	---	77-96	.802	54	86	140	20	87-2	5	49	15	243	5.8
Darrell Armstrong	81	4	1275	156-377	.414		72-214	.336	73-93	.785	34	101	135	191	102-0	70	76	6	457	5.6
Jeff Foster	75	43	1740	122-259	.471		0-1	.000	78-122	.639	252	356	608	57	202-1	62	70	37	322	4.3
Keith McLeod	22	7	339	32-83	.386		7-22	.318	22-25	.880	1	21	22	45	30-0	7	23	2	93	4.2
Shawne Williams	46	3	556	75-160	.469		19-52	.365	11-20	.550	33	50	83	22	69-0	6	24	8	180	3.9
David Harrison	24	2	190	30-58	.517		0-0	---	11-22	.500	9	33	42	6	47-0	5	26	12	71	3.0
Maceo Baston	47	2	405	49-76	.645		37-47	.787	21	53	74	16	65-0	12	32	18	138	2.9		
Rawle Marshall	40	2	361	32-89	.360		4-18	.222	31-45	.689	8	21	29	13	22-0	12	19	5	99	2.5
Josh Powell	7	0	64	2-15	.133		0-0	---	8-12	.667	7	12	19	3	18-0	0	5	0	12	1.7
Orien Greene	41	0	254	23-62	.371		2-11	.182	15-25	.600	12	32	44	22	38-0	17	28	4	63	1.5
PACERS	82	410	19780	2872-6560	.438		481-1389	.346	1615-2125	.760	989	2441	3430	1680	1912-17	598	1335	447	7840	95.6
OPPONENTS	82	410	19780	2931-6416	.457		437-1175	.372	1741-2311	.753	915	2498	3413	1642	1942-24	644	1288	410	8040	98.0

2006-07 SEASON (35-47)

NOVEMBER

1	at Charlotte	W	106-99
3	NOK Hornets	L	91-100
4	at New York	W	109-95
7	Philadelphia	W	97-86
8	at Washington	L	91-117
10	Orlando	W	93-83
11	at Chicago	L	80-89
15	at Boston	L	88-114
17	New Jersey	L	91-100
18	at Milwaukee	W	102-100
21	Milwaukee	W	93-88
22	at Orlando	L	91-96
24	Cleveland	W	97-87
26	at Toronto	L	83-92
28	at Portland	W	105-97
29	at Golden State	W	108-106

DECEMBER

1	at Seattle	L	103-105
2	at Denver	L	101-121
4	at L.A. Lakers	L	87-101
6	Orlando	W	94-80
8	Portland	W	108-95
9	at Cleveland	L	75-107
11	at Chicago	L	91-106
13	Detroit	W	101-90
15	New York	W	112-96
17	Utah	L	94-104
20	at Philadelphia	W	101-93
22	at Atlanta	W	100-90
23	Minnesota	L	71-78
26	Houston	W	81-76
29	at Detroit	W	93-92
30	Charlotte	L	102-113

JANUARY

4	at Dallas	L	91-100
6	at NOK Hornets	W	100-93
9	Atlanta	W	91-72
10	at Boston	W	97-84
12	Dallas	L	113-115 OT
15	at New Jersey	L	95-105
18	at Miami	L	101-104
20	New York	L	106-108
22	Chicago	W	98-91
24	Miami	W	96-94 OT
27	Toronto	W	102-84
28	at Detroit	L	87-95
30	Boston	W	103-96

FEBRUARY

2	L.A. Lakers	W	95-84
3	at Memphis	W	116-110
5	Golden State	L	98-113
7	Seattle	L	102-103
9	Denver	L	95-102
11	L.A. Clippers	W	94-80
14	Memphis	W	114-104
21	Milwaukee	W	136-129 2OT
23	at Toronto	L	88-110
25	Sacramento	L	93-110
27	Phoenix	L	92-103

MARCH

2	at Phoenix	L	90-115
3	at L.A. Clippers	L	64-87
6	at Sacramento	L	98-102
7	at Utah	L	72-94
10	Philadelphia	L	96-100
11	at Cleveland	L	88-99
13	at Minnesota	L	81-86
14	Washington	L	96-112
17	Atlanta	W	113-90
20	at Houston	L	76-86
21	at San Antonio	L	72-90
23	Miami	W	95-70
25	Chicago	L	90-92
27	Cleveland	L	94-105
28	at New Jersey	L	94-118
30	at Orlando	L	87-95

APRIL

1	San Antonio	W	100-99
3	Detroit	L	85-100
6	at Charlotte	W	112-102
7	Boston	W	105-98
10	at Philadelphia	L	86-90
11	at Milwaukee	W	104-98
13	at Miami	L	96-100
15	New Jersey	L	107-111
17	at Atlanta	L	102-118
18	Washington	L	95-98

¹ Oklahoma City, Okla.

2007-08

PLAYER	G	GS	MIN	3-POINT		FTM-FTA	PCT	OR	DR	TR	AST	PF-DQ	STL	TO	BKS	PTS	AVG
				FGM-FGA	PCT												
Danny Granger	80	80	2876	537-1205	.446	171-423	.404	322-378	.852	93	393	486	166	290-9	95	171	84 1567 19.6
Mike Dunleavy	82	82	2953	532-1117	.476	165-389	.424	336-403	.834	59	365	424	288	208-4	86	190	31 1565 19.1
Jermaine O'Neal	42	34	1206	225-512	.439	0-5	.000	121-163	.742	82	201	283	93	129-2	20	106	87 571 13.6
Troy Murphy	75	61	2106	315-693	.455	94-236	.398	192-241	.797	108	435	543	165	217-5	49	96	32 916 12.2
Jamaal Tinsley	39	36	1293	176-463	.380	40-141	.284	72-100	.720	24	117	141	326	97-0	66	130	10 464 11.9
Flip Murray	23	17	527	97-228	.425	14-36	.389	46-61	.754	10	37	47	80	31-0	25	53	3 254 11.0
Kareem Rush	71	15	1504	228-569	.401	102-262	.389	30-42	.714	19	149	168	89	108-0	42	62	19 588 8.3
Marquis Daniels	74	1	1546	241-561	.430	27-102	.265	97-139	.698	66	146	212	137	121-0	79	112	18 606 8.2
Travis Diener	66	21	1356	159-430	.370	74-233	.318	64-71	.901	26	89	115	251	107-1	35	55	4 456 6.9
Shawne Williams	65	3	967	159-372	.427	43-137	.314	76-106	.717	54	122	176	59	132-4	26	58	26 437 6.7
Jeff Foster	77	52	1884	205-373	.550	0-3	.000	86-145	.593	264	404	668	129	221-4	56	62	32 496 6.4
Ike Diogu	30	1	305	64-134	.478	0-0	—	40-47	.851	38	47	85	10	43-0	7	20	3 168 5.6
David Harrison	55	0	702	90-170	.529	0-0	—	49-96	.510	43	75	118	14	164-3	20	58	59 229 4.2
Andre Owens	31	7	392	40-107	.374	18-40	.450	25-34	.735	13	34	47	47	37-0	13	24	3 123 4.0
Stephen Graham	22	0	128	34-58	.586	7-14	.500	12-16	.750	4	18	22	9	14-0	4	10	1 87 4.0
Courtney Sims	3	0	11	0-1	.000	0-0	—	0-0	—	1	1	2	1	2-0	0	0	0 0 0.0
PACERS	82	410	19755	3102-6993	.444	755-2021	.374	1568-2042	.768	904	2633	3537	1864	1921-32	623	1236	412 8527 104.0
OPPONENTS	82	410	19755	3093-6817	.454	606-1571	.386	1850-2443	.757	929	2800	3729	1820	1782-11	663	1297	416 8642 105.4

2007-08 SEASON (36-46)

OCTOBER

31 Washington W 119-110 OT

NOVEMBER

2 Miami W 87-85
 3 at Memphis W 121-111
 7 L.A. Clippers L 89-104
 9 at Charlotte L 87-96
 10 Denver L 106-113
 13 Boston L 86-101
 14 at Washington L 90-103
 16 at Toronto L 101-110
 17 Utah W 117-97
 20 L.A. Lakers L 114-134
 21 at New Orleans W 105-93
 23 Dallas W 111-107
 25 Cleveland L 106-111
 27 at Denver W 112-110
 28 at Portland W 95-89
 30 at Seattle L 93-95

DECEMBER

2 at L.A. Clippers W 101-95
 4 Phoenix L 117-121
 7 at Orlando W 115-109
 11 at Cleveland L 105-118
 12 Chicago W 117-102
 14 Toronto L 93-104
 15 at Miami W 106-103
 17 at New York W 119-92
 19 Philadelphia W 102-85
 21 at Minnesota L 118-131
 22 Washington W 93-85
 26 at Atlanta L 95-107
 28 at Detroit L 101-114
 29 Detroit L 92-98
 31 at Charlotte L 103-107 OT

JANUARY

2 Memphis L 72-90
 4 Atlanta W 113-91
 6 at L.A. Lakers L 96-112
 8 at Utah L 89-111
 9 at Phoenix L 122-129 OT
 12 at Sacramento W 111-105
 13 at Golden State L 101-106
 16 Golden State W 125-117
 19 Sacramento L 104-110
 21 at Philadelphia W 110-103
 23 at Chicago L 95-108
 24 at Milwaukee L 92-104
 26 at Miami L 96-98
 29 Detroit L 104-110

FEBRUARY

1 Houston L 103-106
 2 Orlando L 115-121
 5 San Antonio L 89-116
 6 at New York W 103-100
 9 Portland W 101-93
 12 Boston L 97-104
 13 at Detroit L 80-96
 20 Cleveland L 97-106
 22 New Jersey W 113-103
 23 at New Jersey L 91-102
 25 Toronto L 98-102
 27 Chicago L 107-113
 29 at Toronto W 122-111

MARCH

2 Milwaukee W 128-106
 5 at Houston L 99-117
 6 at San Antonio L 97-108
 8 at Cleveland L 95-103
 11 Seattle W 114-107
 14 at Dallas L 97-116
 15 at Orlando L 111-122
 17 New York W 110-98
 19 Charlotte W 102-95
 21 Minnesota W 124-113
 22 at Chicago W 108-101
 25 New Orleans L 106-114
 26 at New Jersey L 117-124
 28 New Jersey W 123-115
 31 Miami W 105-85

APRIL

2 at Boston L 77-92
 4 at Milwaukee W 105-101
 6 Milwaukee W 105-97
 8 Atlanta W 112-98
 11 at Philadelphia W 85-76
 12 Charlotte L 103-107
 14 at Washington L 110-117
 16 New York W 132-123

2008-09

PLAYER	G	GS	MIN	3-POINT		FTM-FTA	PCT	OR	DR	TR	AST	PF-DQ	STL	TO	BKS	PTS	AVG
				FGM-FGA	PCT												
Danny Granger	67	66	2424	571-1277	.447	182-450	.404	404-460	.878	49	292	341	183	207-3	69	165	97 1728 25.8
Mike Dunleavy	18	14	495	93-232	.401	32-90	.356	53-65	.815	14	54	68	44	36-0	12	38	9 271 15.1
T.J. Ford	74	49	2258	413-913	.452	35-104	.337	245-281	.872	59	200	259	392	180-1	89	180	16 1106 14.9
Troy Murphy	73	73	2482	364-767	.475	161-358	.450	152-184	.826	146	715	861	172	226-2	58	114	34 1041 14.3
Marquis Daniels	54	43	1700	311-689	.451	18-90	.200	93-129	.721	80	168	248	114	120-0	62	94	26 733 13.6
Jarrett Jack	82	53	2716	386-853	.453	78-221	.353	224-263	.852	44	232	276	338	179-0	88	184	17 1074 13.1
Brandon Rush	75	19	1803	243-575	.423	78-209	.373	46-66	.697	34	199	233	66	128-1	38	75	37 610 8.1
Roy Hibbert	70	42	1009	198-420	.471	0-0	---	98-147	.667	115	128	243	49	215-5	20	55	76 494 7.1
Rasho Nesterovic	70	19	1214	224-437	.513	0-1	.000	25-32	.781	93	147	240	109	171-1	30	63	38 473 6.8
Jeff Foster	74	26	1828	177-353	.501	2-7	.286	96-146	.658	215	293	508	130	229-5	53	88	49 452 6.1
Stephen Graham	52	6	684	106-256	.414	20-66	.303	50-62	.806	21	75	96	33	82-1	10	45	4 282 5.4
Travis Diener	55	0	719	74-179	.413	46-118	.390	12-15	.800	6	80	86	122	42-0	26	21	5 206 3.7
Maceo Baston	27	0	217	25-46	.543	0-1	.000	17-27	.630	22	30	52	7	39-0	6	12	10 67 2.5
Josh McRoberts	33	0	279	35-83	.422	0-10	.000	10-13	.769	26	48	74	16	41-1	12	12	16 80 2.4
PACERS	82	-	19830	3220-7080	.455	652-1725	.378	1525-1890	.807	924	2661	3585	1775	1895-20	573	1189	434 8617 105.1
OPPONENTS	82	-	19830	3141-6862	.458	569-1519	.375	1857-2431	.764	909	2708	3617	1731	1692-9	635	1151	444 8708 106.2

2008-09 SEASON (36-46)

OCTOBER

29 at Detroit L 94-100

NOVEMBER

1 Boston W 95-79
 5 Phoenix L 103-113
 7 at Cleveland L 107-111
 8 New Jersey W 98-80
 10 Oklahoma City W 107-99
 12 at New Jersey W 98-87
 14 Philadelphia L 92-94
 15 at Chicago L 91-104
 18 Atlanta W 113-96
 21 Orlando L 98-100 OT
 22 at Miami L 100-109
 25 at Dallas L 106-109
 26 at Houston W 91-90
 28 Charlotte L 108-115 OT
 29 at Orlando L 96-110

DECEMBER

2 L.A. Lakers W 118-117
 3 at Boston L 96-114
 5 at Cleveland L 73-97
 7 Boston L 117-122 OT
 10 at Toronto L 88-101
 12 at Detroit L 110-114
 13 at Milwaukee L 103-121
 15 at Washington W 118-98
 17 Golden State W 127-120
 19 L.A. Clippers L 109-117 2OT
 20 at Philadelphia W 95-94
 23 New Jersey L 107-108
 26 at Memphis L 105-108
 28 New Orleans L 103-105
 30 Atlanta L 104-110

JANUARY

2 at New York W 105-103
 3 Sacramento W 122-117
 5 at Denver L 115-135
 7 at Phoenix W 113-110
 9 at L.A. Lakers L 119-121
 11 at Golden State L 117-120
 12 at Utah L 113-120
 14 Detroit W 110-106 OT
 16 Toronto W 111-104
 19 at New Orleans L 100-103
 20 at San Antonio L 81-99
 23 Houston W 107-102
 25 Charlotte W 98-93
 27 at Orlando L 111-135
 28 Milwaukee W 107-99
 30 Miami W 114-103
 31 New York L 113-122

FEBRUARY

3 Minnesota L 111-116
 5 at Philadelphia L 94-99
 6 Orlando W 107-102
 8 at Washington L 117-119
 10 Cleveland W 96-95
 11 at Milwaukee L 110-122
 17 Philadelphia W 100-91
 18 at Charlotte L 94-103
 20 at Minnesota W 112-105
 22 Chicago W 98-91
 23 at New York L 119-123
 25 Memphis W 104-99
 27 at Boston L 99-104

MARCH

1 Denver W 100-94
 3 at Sacramento W 117-109
 4 at Portland L 105-107
 7 at L.A. Clippers W 106-105
 10 Utah L 100-112
 13 at Atlanta L 87-101
 15 at Toronto L 87-110
 18 Portland L 85-95
 20 Dallas L 92-94
 21 at Charlotte W 108-83
 25 Miami W 90-88
 28 at Chicago L 106-112
 29 Washington W 124-115
 31 Chicago W 107-105

APRIL

3 San Antonio L 121-126
 5 at Oklahoma City W 117-99
 8 Toronto W 130-101
 10 at Atlanta L 118-122
 11 Detroit W 106-102
 13 Cleveland L 109-117
 15 Milwaukee W 115-108



ALL-TIME RESULTS

2009-10

PLAYER	G	GS	MIN	FGM-FGA		PCT		3-POINT		FTM-FTA		PCT		OR	DR	TR	AST	PF-DQ	STL	TO	BKS	PTS	AVG
Danny Granger	62	62	2278	488-1139	.428	158-438	.361	363-428	.848	67	275	342	171	183-3	94	157	51	1497	24.1				
Troy Murphy	72	69	2344	384-813	.472	128-333	.384	154-193	.798	129	608	737	150	175-1	72	100	34	1050	14.6				
Roy Hibbert	81	69	2035	387-782	.495	3-6	.500	169-224	.754	177	287	464	158	285-5	30	145	131	946	11.7				
T.J. Ford	47	32	1189	186-418	.445	8-50	.160	104-135	.770	41	108	149	180	102-1	44	90	11	484	10.3				
Dahntay Jones	76	26	1892	287-623	.461	4-32	.125	198-257	.770	48	181	229	150	237-1	40	129	39	776	10.2				
Mike Dunleavy	67	15	1486	229-558	.410	75-236	.318	133-158	.842	25	211	236	103	105-0	38	72	15	666	9.9				
Brandon Rush	82	64	2491	297-702	.423	124-302	.411	56-89	.629	41	305	346	112	159-0	56	93	65	774	9.4				
Tyler Hansbrough	29	1	511	81-225	.360	0-4	.000	84-113	.743	60	78	138	28	70-0	17	21	8	246	8.5				
Earl Watson	79	52	2322	223-524	.426	53-184	.288	120-169	.710	54	186	240	399	181-0	104	175	16	619	7.8				
Luther Head	47	10	813	136-311	.437	37-105	.352	48-58	.828	6	74	80	72	53-0	18	54	9	357	7.6				
A.J. Price	56	2	865	145-354	.410	60-174	.345	60-75	.800	12	76	88	106	53-0	35	59	3	410	7.3				
Josh McRoberts	42	3	524	76-146	.521	8-23	.348	19-38	.500	40	87	127	44	74-2	17	19	16	179	4.3				
Solomon Jones	52	2	675	78-176	.443	0-3	.000	51-71	.718	51	93	144	32	125-3	14	40	37	207	4.0				
Jeff Foster	16	3	255	22-46	.478	0-1	.000	5-9	.556	34	47	81	21	45-0	3	14	4	49	3.1				
Travis Diener	4	0	25	1-6	.167	1-5	.200	0-2	.000	0	2	2	4	1-0	3	0	0	3	0.8				
PACERS	82	-	19705	3020-6823	.443	659-1896	.348	1564-2019	.775	785	2618	3403	1730	1848-16	585	1232	439	8263	100.8				
OPPONENTS	82	-	19705	3113-6875	.453	150-1405	.363	1774-2346	.756	969	2852	3821	1694	1709-11	654	1227	414	8510	103.8				

2009-10 SEASON (32-50)

OCTOBER

28	at Atlanta	L	109-120
30	Miami	L	83-96

NOVEMBER

3	Denver	L	93-111
4	at New York	W	101-89
6	Washington	W	102-86
11	Golden State	W	108-94
14	Boston	W	113-104
17	at New Jersey	W	91-83
18	New York	L	103-110
20	Cleveland	L	95-105
22	at Charlotte	L	88-104
24	at Toronto	L	112-123
25	L.A. Clippers	W	86-73
27	Dallas	L	92-113
30	at Golden State	L	107-126

DECEMBER

2	at Sacramento	L	105-110
4	at Utah	L	87-96
5	at L.A. Clippers	L	72-88
9	Portland	L	91-102
11	New Jersey	W	107-91
12	at Washington	W	114-113
14	at Orlando	L	98-106
16	Charlotte	W	101-98
18	at Memphis	L	94-107
19	at San Antonio	L	99-100
21	Milwaukee	L	81-84
22	at Boston	L	94-103
26	Atlanta	L	98-110
27	at Miami	L	80-114
29	at Chicago	L	95-104
30	Memphis	L	110-121

JANUARY

2	Minnesota	W	122-111
3	at New York	L	89-132
5	Orlando	W	97-90
8	at Minnesota	L	109-116
9	at Oklahoma City	L	102-108
11	Toronto	W	105-101
13	Phoenix	W	122-114
15	at New Jersey	W	121-105
16	New Orleans	L	96-101
19	at Miami	L	83-113
20	at Orlando	L	98-109
22	at Detroit	W	105-93
23	Philadelphia	L	97-107
25	at Philadelphia	W	109-98
27	L.A. Lakers	L	96-118
29	Cleveland	L	73-94
31	at Toronto	L	102-117

FEBRUARY

2	Toronto	W	130-115
5	Detroit	W	107-83
6	at Milwaukee	L	81-93
9	Chicago	L	101-109
17	San Antonio	L	87-90
19	at New Orleans	L	101-107
20	at Houston	W	125-115
22	at Dallas	L	82-91
24	at Chicago	L	110-120
25	Milwaukee	L	110-112
27	Chicago	W	100-90

MARCH

2	at L.A. Lakers	L	99-122
3	at Portland	L	79-102
5	at Denver	L	114-122
6	at Phoenix	L	105-113
9	Philadelphia	W	107-96
12	at Boston	L	103-122
14	at Milwaukee	L	94-98
16	Charlotte	W	99-94
17	at Cleveland	L	94-99
19	Detroit	W	106-102
21	Oklahoma City	W	121-101
23	at Detroit	W	98-83
24	Washington	W	99-82
26	Utah	W	122-106
28	at Atlanta	L	84-94
30	Sacramento	W	102-95

APRIL

2	Miami	L	96-105 (OT)
4	Houston	W	133-102
7	New York	W	113-105
9	at Cleveland	W	116-113
10	New Jersey	W	115-102
12	Orlando	L	98-118
14	at Washington	L	97-98

2010-11

PLAYER	G	GS	MIN	3-POINT		FTM-FTA	PCT	OR	DR	TR	AST	PF-DQ	STL	TO	BKS	PTS	AVG		
				FGM-FGA	PCT														
Danny Granger	79	79	2763	535-1260	.425	157-407	.386	395-466	.848	87	338	425	203	213-2	89	206	62	1622	20.5
Darren Collison	79	79	2360	398-870	.457	41-124	.331	202-232	.871	40	185	225	403	109-1	87	194	14	1039	13.2
Roy Hibbert	81	80	2244	410-890	.461	0-4	.000	205-275	.745	182	428	610	166	256-1	33	185	142	1025	12.7
Mike Dunleavy	61	44	1683	240-520	.462	102-254	.402	100-125	.800	28	248	276	105	107-0	40	69	30	682	11.2
Tyler Hansbrough	70	29	1535	285-613	.465	0-2	.000	197-253	.779	145	221	366	41	160-1	37	76	15	767	11.0
Brandon Rush	67	21	1754	217-515	.421	93-223	.417	80-106	.755	33	184	217	62	107-0	41	69	35	607	9.1
Paul George	61	19	1265	179-395	.453	41-138	.297	77-101	.762	37	187	224	65	127-0	62	70	26	476	7.8
Josh McRoberts	72	51	1597	211-386	.547	23-60	.383	88-119	.739	109	273	382	150	165-1	47	93	57	533	7.4
A.J. Price	50	0	795	114-320	.356	41-149	.275	54-81	.667	16	56	72	111	61-1	29	53	1	323	6.5
Dahntay Jones	45	2	589	100-214	.467	14-39	.359	69-90	.767	4	61	65	33	70-0	20	31	7	283	6.3
T.J. Ford	41	3	773	91-236	.386	6-32	.188	35-48	.729	17	64	81	141	69-0	35	63	8	223	5.4
James Posey	49	0	839	81-241	.336	67-212	.316	11-15	.733	10	137	147	34	103-1	24	24	6	240	4.9
Solomon Jones	39	0	528	49-121	.405	0-1	.000	41-62	.661	45	68	113	30	94-0	12	35	22	139	3.6
Jeff Foster	56	3	940	80-167	.479	0-3	.000	27-48	.563	160	190	350	46	127-1	24	26	31	187	3.3
Lance Stephenson	12	0	115	13-39	.333	0-5	.000	11-14	.786	1	17	18	21	14-0	4	16	0	37	3.1
PACERS	82	-	19780	3003-6787	.442	585-1653	.354	1592-2035	.782	914	2657	3571	1611	1782-9	584	1262	456	8183	99.8
OPPONENTS	82	-	19780	3071-6837	.449	511-1423	.359	1618-2157	.750	931	2618	3549	1670	1758-8	615	1143	467	8271	100.9

2010-11 SEASON (37-45)

OCTOBER

27	at San Antonio	L	109-122
29	at Charlotte	W	104-101
30	Philadelphia	W	99-86

NOVEMBER

3	at Philadelphia	L	75-101
5	Milwaukee	L	90-94
9	Denver	W	144-113
12	Houston	L	99-102
13	at Cleveland	W	99-85
16	Atlanta	L	92-102
18	L.A. Clippers	W	107-80
20	Orlando	L	86-90
22	at Miami	W	93-77
23	Cleveland	W	100-89
26	Oklahoma City	L	106-110 (OT)
28	at L.A. Lakers	W	95-92
30	at Sacramento	W	107-98

DECEMBER

1	at Utah	L	88-110
3	at Phoenix	L	97-105
6	Toronto	W	124-100
8	at Milwaukee	L	95-97
10	Charlotte	W	100-92
11	at Atlanta	L	83-97
13	at Chicago	L	73-92
15	L.A. Lakers	L	94-109
17	Cleveland	W	108-99
19	at Boston	L	88-99
20	New Orleans	W	94-93
26	Memphis	L	90-104
28	Boston	L	83-95
29	at Washington	L	90-104
31	Washington	W	95-86

JANUARY

2	at New York	L	92-98
7	San Antonio	L	87-90
8	at Atlanta	L	93-108
11	at Philadelphia	W	111-103
12	Dallas	W	102-89
14	Chicago	L	86-99
17	at L.A. Clippers	L	107-114
19	at Golden State	L	108-110
22	at Portland	L	92-97
23	at Denver	L	107-121
26	Orlando	L	96-111
28	New Jersey	W	124-92
29	at Chicago	L	89-110
31	Toronto	W	104-93

FEBRUARY

2	at Cleveland	W	117-112
4	Portland	W	100-87
6	at New Jersey	W	105-86
8	at Miami	L	112-117
9	Charlotte	W	104-103
11	Minnesota	W	116-105
12	at Milwaukee	W	103-97
15	Miami	L	103-110
16	at Detroit	L	109-115 (OT)
22	at Washington	W	113-96
23	Detroit	W	102-101
25	Utah	L	84-95
27	Phoenix	L	108-110 (OT)

MARCH

1	Golden State	W	109-100
2	at Oklahoma City	L	89-113
4	at Dallas	L	108-116
5	at Houston	L	95-112
8	Philadelphia	L	100-110
9	at Minnesota	L	75-101
11	at Toronto	L	98-108
13	at New York	W	106-93
15	New York	W	119-117
16	at Boston	L	80-92
18	Chicago	W	115-108 (OT)
19	at Memphis	L	78-99
21	at New Jersey	W	102-98
23	at Charlotte	W	111-88
25	Sacramento	L	93-110
26	at Detroit	L	88-100
28	Boston	W	107-100
30	Detroit	W	111-101

APRIL

1	Milwaukee	W	89-88
3	at New Orleans	L	96-108
6	Washington	W	136-112
8	Atlanta	W	114-102
10	New York	L	109-110
13	at Orlando	L	74-92

PLAYOFFS

FIRST ROUND

16	at Chicago	L	99-104
18	at Chicago	L	90-96
21	Chicago	L	84-88
23	Chicago	W	89-84
26	at Chicago	L	89-116

2011-12

PLAYER	G	GS	MIN	FGM-FGA		PCT	3-POINT FGM-FGA		PCT	FTM-FTA	PCT	OR	DR	TR	AST	PF-DQ	STL	TO	BKS	PTS	AVG
Danny Granger	62	62	2062	391-941	.416		123-323	.381		254-291	.873	79	228	307	109	144-1	62	110	40	1159	18.7
Roy Hibbert	65	65	1937	332-668	.497		0-1	.000		170-239	.711	213	359	572	108	195-1	32	128	128	834	12.8
David West	66	66	1925	349-716	.487		2-9	.222		142-176	.807	118	315	433	140	160-0	52	93	46	842	12.8
Paul George	66	66	1958	281-639	.440		90-234	.385		146-182	.802	56	314	370	158	191-1	108	117	38	798	12.1
Leandro Barbosa	22	0	436	73-183	.399		25-59	.424		25-33	.758	12	37	49	33	34-0	20	26	0	196	8.9
Darren Collison	60	56	1878	230-523	.440		34-94	.362		127-153	.830	30	157	187	287	101-0	49	114	14	621	10.4
George Hill	50	9	1274	168-380	.442		54-147	.367		91-117	.778	31	120	151	145	98-1	42	52	17	481	9.6
Tyler Hansbrough	66	0	1442	194-479	.405		0-1	.000		226-278	.813	113	177	290	30	159-0	54	65	9	614	9.3
Dahntay Jones	65	3	1052	115-281	.409		33-77	.429		83-99	.838	23	94	117	63	119-0	23	46	11	346	5.3
A.J. Price	44	1	568	59-174	.339		26-88	.295		28-35	.800	13	48	61	86	30-0	20	32	2	172	3.9
Lou Amundson	60	0	753	89-207	.430		0-0	---		35-82	.427	94	128	222	14	125-1	27	45	44	213	3.6
Kyrylo Fesenko	3	0	17	2-5	.400		0-0	---		4-6	.667	2	7	9	1	2-0	2	0	0	8	2.7
Lance Stephenson	42	1	442	47-125	.376		4-30	.133		8-17	.471	12	41	53	46	30-0	21	36	5	106	2.5
Jeff Foster	11	0	141	9-18	.500		1-11	.000		6-9	.667	18	24	42	4	26-0	8	7	1	25	2.3
Jeff Pendergraph	20	1	106	15-36	.417		0-0	---		4-7	.571	12	21	33	4	16-0	3	2	2	34	1.7
PACERS	66	-	15990	2354-5375	.438		392-1064	.368		1349-1724	.782	826	2070	2896	1228	1430-5	523	925	357	6449	97.7
OPPONENTS	66	-	15990	2305-5304	.435		442-1259	.351		1179-1617	.729	794	1998	2792	1292	1428-8	433	985	398	6231	94.4

2011-12 SEASON (42-24)

OCTOBER

26	Detroit	W	91-79
28	at Toronto	W	90-85
30	Cleveland	W	98-91 (OT)
31	at Detroit	L	88-96

JANUARY

2	at New Jersey	W	108-94
4	at Miami	L	83-118
6	at Boston	W	87-74
7	Charlotte	W	99-77
9	at Philadelphia	L	86-96
11	Atlanta	W	96-84
13	at Toronto	W	95-90
14	Boston	W	97-83
18	at Sacramento	L	88-92
20	at Golden State	W	94-91
22	at L.A. Lakers	W	98-96
24	Orlando	L	83-102
25	at Chicago	W	95-90
27	at Boston	L	87-94
29	at Orlando	W	106-85
31	New Jersey	W	106-99

FEBRUARY

1	at Minnesota	W	109-99
3	at Dallas	W	98-87
4	Orlando	L	81-85
7	Utah	W	104-99
8	at Atlanta	L	87-97
10	at Memphis	L	92-98
11	Denver	L	109-113
14	Miami	L	90-105
15	at Cleveland	L	87-98
16	New Jersey	W	93-88
19	Charlotte	W	108-73
21	New Orleans	W	117-108
22	at Charlotte	W	102-88
28	Golden State	W	102-78

MARCH

3	at New Orleans	W	102-84
5	at Chicago	L	72-92
6	Atlanta	L	96-101
10	at Miami	L	91-93 (OT)
11	at Orlando	L	94-107
13	Portland	W	92-75
14	Philadelphia	W	111-94
16	at New York	L	100-115
17	New York	L	88-102
20	L.A. Clippers	W	102-89
22	at Washington	W	85-83
23	Phoenix	L	111-113
24	at Milwaukee	W	125-104
26	Miami	W	105-90
28	at New Jersey	L	84-100
29	Washington	W	93-89
31	at San Antonio	L	103-112

APRIL

1	at Houston	W	104-102 (OT)
3	New York	W	112-104
4	at Washington	W	109-96
6	Oklahoma City	W	103-98
7	Boston	L	72-86
9	Toronto	W	103-98
11	at Cleveland	W	104-98 (OT)
13	Cleveland	W	102-83
14	at Milwaukee	W	105-99
16	Minnesota	W	111-88
17	at Philadelphia	W	102-97
19	Milwaukee	W	118-109
21	Philadelphia	L	106-109 (OT)
23	Detroit	W	103-97
25	Chicago	L	87-92

PLAYOFFS

FIRST ROUND

28	Orlando	L	77-81
30	Orlando	W	93-78

MAY

2	at Orlando	W	97-74
5	at Orlando	W	101-99 (OT)
8	Orlando	W	105-87

EASTERN CONFERENCE SEMIFINALS

13	at Miami	L	86-95
15	at Miami	W	78-75
17	Miami	W	94-75
20	Miami	L	93-101
22	at Miami	L	83-115
24	Miami	L	93-105

2012-13

PLAYER	G	GS	MIN	FGM-FGA PCT		3-POINT FGM-FGA PCT		FTM-FTA PCT		OR	DR	TR	AST	PF-DQ	STL	TO	BKS	PTS	AVG
				FGM-FGA	PCT	FGM-FGA	PCT	FTM-FTA	PCT										
Paul George	79	79	2972	493-1176	.419	170-469	.362	221-274	.807	88	515	603	327	227-1	143	233	51	1377	17.4
David West	73	73	2435	502-1009	.498	4-19	.211	242-315	.768	145	418	563	213	149-0	74	157	69	1250	17.1
George Hill	76	76	2620	386-871	.443	130-353	.368	174-213	.817	47	237	284	355	134-0	81	116	26	1076	14.2
Roy Hibbert	79	79	2269	385-859	.448	1-4	.250	166-224	.741	296	360	656	113	279-5	39	162	206	937	11.9
Lance Stephenson	78	72	2278	275-598	.460	62-188	.330	75-115	.652	47	257	304	223	162-1	81	109	16	687	8.8
Gerald Green	60	7	1080	155-424	.366	59-188	.314	52-65	.800	31	110	141	50	64-0	19	53	23	421	7.0
Tyler Hansbrough	81	8	1366	176-407	.432	0-3	.000	216-300	.720	161	212	373	36	152-0	29	78	18	568	7.0
Danny Granger	5	0	74	10-35	.286	2-10	.200	5-8	.625	3	6	9	3	6-0	2	4	1	27	5.4
Ian Mahinmi	80	2	1322	149-329	.453	0-2	.000	104-171	.608	115	196	311	27	201-0	39	92	66	402	5.0
D.J. Augustin	76	5	1226	103-294	.350	67-190	.353	83-99	.838	20	71	91	170	64-0	34	68	3	356	4.7
Orlando Johnson	51	0	619	72-180	.400	36-94	.383	23-32	.719	20	90	110	47	51-0	11	29	9	203	4.0
Jeff Pendergraph	37	0	369	61-126	.484	2-4	.500	21-23	.913	29	75	104	15	44-0	6	23	12	145	3.9
Sam Young	56	3	693	58-148	.392	16-52	.308	23-43	.535	26	97	123	42	62-0	15	33	8	155	2.8
Ben Hansbrough	28	0	200	15-45	.333	6-23	.261	21-27	.778	2	16	18	21	23-0	7	18	2	57	2.0
Dominic McGuire	2	1	12	0-3	.000	0-0	—	0-2	.000	1	1	2	1	0-0	0	0	0	0	0.0
Miles Plumlee	14	0	55	5-21	.238	0-0	—	3-4	.750	12	10	22	2	5-0	0	3	3	13	0.9
PACERS	81	-	19590	2845-6525	.436	555-1599	.347	1429-1915	.746	1043	2671	3714	1645	1623-7	580	1227	513	7674	94.7
OPPONENTS	81	-	19590	2797-6657	.420	440-1344	.327	1314-1728	.760	909	2401	3310	1555	1777-14	611	1096	459	7348	90.7

2012-13 SEASON (49-32)

OCTOBER

31 at Toronto W 90-88

NOVEMBER

2 at Charlotte L 89-90
 3 Sacramento W 106-98 (2OT)
 5 at San Antonio L 79-101
 7 at Atlanta L 86-89
 9 at Minnesota L 94-96
 10 Washington W 89-85
 13 Toronto L 72-74
 14 at Milwaukee L 85-99
 16 Dallas W 103-83
 18 at New York L 76-88
 19 at Washington W 96-89
 21 New Orleans W 115-107 (OT)
 23 San Antonio L 97-104
 27 at L.A. Lakers W 79-77
 30 at Sacramento W 97-92

DECEMBER

1 at Golden State L 92-103
 4 at Chicago W 80-76
 5 Portland W 99-92
 7 Denver L 89-92
 9 at Oklahoma City L 93-104
 12 Cleveland W 96-81
 14 Philadelphia W 95-85
 15 at Detroit W 88-77
 18 at Milwaukee L 93-98
 19 Utah W 104-84
 21 at Cleveland W 99-89
 22 at New Orleans W 81-75
 28 Phoenix W 97-91
 29 at Atlanta L 100-109
 31 Memphis W 88-83

JANUARY

2 Washington W 89-81
 4 at Boston L 75-94
 5 Milwaukee W 95-80
 8 Miami W 87-77
 10 New York W 81-76

12 Charlotte W 96-88
 13 at Brooklyn L 86-97
 15 at Charlotte W 103-76
 16 at Orlando L 86-97
 18 Houston W 105-95
 21 at Memphis W 82-81
 23 at Portland L 80-100
 26 at Utah L 110-114 (OT)
 28 at Denver L 101-102
 30 Detroit W 98-79

FEBRUARY

1 Miami W 102-89
 4 Chicago W 111-101
 5 Atlanta W 114-103
 6 at Philadelphia W 88-69
 8 Toronto L 98-100 (OT)
 11 Brooklyn L 84-89 (OT)
 13 Charlotte W 101-77
 20 New York W 125-91
 22 Detroit W 114-82
 23 at Detroit W 90-72
 26 Golden State W 108-97
 28 L.A. Clippers L 91-99

MARCH

1 at Toronto W 93-81
 3 Chicago W 97-92
 6 Boston L 81-83
 8 at Orlando W 115-86
 10 at Miami L 91-105
 13 Minnesota W 107-91
 15 L.A. Lakers L 93-99
 16 at Philadelphia L 91-98
 18 at Cleveland W 111-90
 19 Orlando W 95-73
 22 Milwaukee W 102-78
 23 at Chicago L 84-87
 25 Atlanta W 100-94
 27 at Houston W 100-91
 28 at Dallas W 103-78
 30 at Phoenix W 112-104

APRIL

1 at L.A. Clippers W 109-106
 5 Oklahoma City L 75-97
 6 at Washington L 85-104
 9 Cleveland W 99-94
 12 Brooklyn L 109-117
 14 at New York L 80-90
 16 at Boston Cancelled
 17 Philadelphia L 95-105

PLAYOFFS

FIRST ROUND

21 Atlanta W 107-90
 24 Atlanta W 113-98
 27 at Atlanta L 69-90
 29 at Atlanta L 91-102

MAY

1 Atlanta W 106-83
 3 at Atlanta W 81-73

EASTERN CONFERENCE

SEMIFINALS

5 at New York W 102-95
 7 at New York L 79-105
 11 New York W 82-71
 14 New York W 93-82
 16 at New York L 75-85
 18 New York W 106-99

EASTERN CONFERENCE FINALS

22 at Miami L 102-103 (OT)
 24 at Miami W 97-93
 26 Miami L 96-114
 28 Miami W 99-92
 30 at Miami L 79-90

JUNE

1 Miami W 91-77
 3 at Miami L 76-99

2013-14

PLAYER	G	GS	MIN	FG			3-POINT			FT	FTA	PCT	OFF	DEF	TOT	AST	PF-DQ	STL	TO	BLK	PTS	AVG
				FG	FGA	PCT	FG	FGA	PCT													
Paul George	80	80	2898	577	1362	.424	182	500	.364	401	464	.864	64	478	542	283	198-0	151	224	22	1737	21.7
David West	80	80	2472	458	939	.488	4	15	.267	198	251	.789	120	422	542	223	186-1	61	133	74	1118	14.0
Evan Turner	27	2	571	78	190	.411	12	24	.500	24	34	.706	12	74	86	64	48-0	11	34	2	192	7.1
Lance Stephenson	78	78	2752	427	870	.491	86	244	.352	140	197	.711	95	463	558	359	195-1	54	210	7	1080	13.8
Roy Hibbert	81	81	2409	331	754	.439	2	5	.400	207	269	.770	202	336	538	91	269-4	29	148	182	871	10.8
George Hill	76	76	2434	272	616	.442	95	260	.365	142	176	.807	53	230	283	265	158-0	75	92	23	781	10.3
Andrew Bynum	2	0	36	9	22	.409	0	0	---	5	7	.714	0	13	19	2	3-0	0	4	1	23	11.5
Danny Granger	29	2	653	80	223	.359	31	94	.330	51	53	.962	24	81	105	33	41-0	9	36	13	242	8.3
Luis Scola	82	2	1399	263	560	.470	1	7	.143	99	136	.728	86	305	391	81	164-0	26	108	16	626	7.6
C.J. Watson	63	5	1193	146	334	.437	53	145	.366	69	88	.784	19	82	101	107	66-0	60	60	8	414	6.6
Lavoy Allen	14	0	112	17	34	.500	0	0	---	6	10	.600	13	21	34	6	11-0	2	4	6	40	2.9
Chris Copeland	41	0	265	55	117	.470	33	79	.418	10	14	.714	7	25	32	18	38-0	3	14	7	153	3.7
Ian Mahinmi	77	1	1248	91	189	.481	0	1	.000	90	145	.621	107	150	257	24	207-1	41	58	72	272	3.5
Rasual Butler	50	2	378	51	110	.464	26	62	.419	8	14	.571	6	35	41	17	30-0	7	11	9	136	2.7
Orlando Johnson	38	0	342	33	96	.344	8	41	.195	17	22	.773	7	44	51	16	23-0	6	14	1	91	2.4
Donald Sloan	48	1	392	44	117	.376	10	42	.238	12	20	.600	4	40	44	50	19-0	10	22	1	110	2.3
Solomon Hill	28	0	226	17	40	.425	7	23	.304	6	7	.857	9	32	41	12	19-0	5	13	2	47	1.7
PACERS	82	-	19780	2949	6573	.449	550	1542	.357	1485	1907	.779	834	2831	3665	1651	1675-7	550	1237	446	7933	96.7
OPPONENTS	82	-	19780	2850	6785	.420	538	1561	.345	1334	1768	.755	855	2521	3376	1525	1793-6	593	1120	378	7572	92.3

2013-14 (56-26)

OCTOBER

29	Orlando	W	97-87
30	at New Orleans	W	95-90

NOVEMBER

2	Cleveland	W	89-74
5	at Detroit	W	99-91
6	Chicago	W	97-80
8	Toronto	W	91-84
9	at Brooklyn	W	96-91
11	Memphis	W	95-79
15	Milwaukee	W	104-77
16	at Chicago	L	94-110
20	at New York	W	103-96 OT
22	at Boston	W	97-82
23	Philadelphia	W	106-98
25	Minnesota	W	98-84
27	at Charlotte	W	99-74
29	Washington	W	93-73

DECEMBER

1	at L.A. Clippers	W	105-100
2	at Portland	L	102-106
4	at Utah	W	95-86
7	at San Antonio	W	111-100
8	at Oklahoma City	L	94-118
10	Miami	W	90-84
13	Charlotte	W	99-94
16	Detroit	L	96-101
18	at Miami	L	94-97
20	Houston	W	114-81
22	Boston	W	106-79
23	at Brooklyn	W	103-86
28	Brooklyn	W	105-91
31	Cleveland	W	91-76

JANUARY

1	at Toronto	L	82-95
4	New Orleans	W	99-82
5	at Cleveland	W	82-78
7	Toronto	W	86-79

8	at Atlanta	L	87-97
10	Washington	W	93-66
14	Sacramento	W	116-92
16	New York	W	117-89
18	L.A. Clippers	W	106-92
20	at Golden State	W	102-94
22	at Phoenix	L	100-124
24	at Sacramento	W	116-111 OT
25	at Denver	L	96-109
28	at L.A. Lakers	W	104-92
30	Phoenix	L	94-102

FEBRUARY

1	Brooklyn	W	97-96
3	Orlando	W	98-79
4	at Atlanta	W	89-85
7	Portland	W	118-113 OT
9	at Orlando	L	92-93
10	Denver	W	119-80
12	Dallas	L	73-81
18	Atlanta	W	108-98
19	at Minnesota	L	91-104
22	at Milwaukee	W	110-100
25	L.A. Lakers	W	118-98
27	Milwaukee	W	101-96

MARCH

1	at Boston	W	102-97
2	Utah	W	94-91
4	Golden State	L	96-98
5	at Charlotte	L	87-109
7	at Houston	L	86-112
9	at Dallas	L	94-105
11	Boston	W	94-83
14	at Philadelphia	W	101-94
15	at Detroit	W	112-104 OT
17	Philadelphia	W	99-90
19	at New York	L	86-92
21	Chicago	W	91-79
22	at Memphis	L	71-82
24	at Chicago	L	77-89

26	Miami	W	84-83
28	at Washington	L	78-91
30	at Cleveland	L	76-90
31	San Antonio	L	77-103

APRIL

2	Detroit	W	101-94
4	at Toronto	L	94-102
6	Atlanta	L	88-107
9	at Milwaukee	W	104-102
11	at Miami	L	86-98
13	Oklahoma City	W	102-97
16	at Orlando	W	101-86

PLAYOFFS

FIRST ROUND

19	Atlanta	L	93-101
22	Atlanta	W	101-85
24	at Atlanta	L	85-98
26	at Atlanta	W	91-88
28	Atlanta	L	97-107

MAY

1	at Atlanta	W	95-88
3	Atlanta	W	92-80

EASTERN CONFERENCE SEMIFINALS

5	Washington	L	96-102
7	Washington	W	86-82
9	at Washington	W	85-63
11	at Washington	W	95-92
13	Washington	L	79-102
15	at Washington	W	93-80

EASTERN CONFERENCE FINALS

18	Miami	W	107-96
20	Miami	L	83-87
24	at Miami	L	87-99
26	at Miami	L	90-102
28	Miami	W	93-90
30	at Miami	L	92-117

2014-15

PLAYER	G	GS	MIN				3-POINT			FT	FTA	PCT	OFF	DEF	TOT	AST	PF-DQ	STL	TO	BLK	PTS	AVG
				FG	FGA	PCT	FG	FGA	PCT													
George Hill	43	36	1267	255	535	.477	69	193	.358	113	143	.790	25	154	179	220	111-1	44	69	14	692	16.1
C.J. Miles	70	40	1841	329	827	.398	154	446	.345	130	161	.807	18	196	214	75	132-0	60	73	26	942	13.5
Rodney Stuckey	71	36	1874	332	754	.440	55	141	.390	177	216	.819	36	212	248	219	131-0	56	118	10	896	12.6
David West	66	66	1895	323	686	.471	4	20	.200	119	161	.739	108	341	449	223	160-0	48	120	48	769	11.7
Roy Hibbert	76	76	1926	317	710	.446	0	2	.000	168	204	.824	156	384	540	84	216-2	18	107	125	802	10.6
A.J. Price	10	0	193	39	89	.438	15	39	.385	12	18	.667	2	12	14	27	9-0	4	10	0	105	10.5
C.J. Watson	57	21	1422	181	417	.434	70	175	.400	138	167	.826	18	145	163	208	107-0	57	100	9	570	10.0
Luis Scola	81	16	1659	300	642	.467	5	20	.250	158	226	.699	138	388	526	105	192-0	47	94	18	763	9.4
Solomon Hill	82	78	2381	251	634	.396	68	208	.327	159	193	.824	70	244	314	184	177-0	66	115	18	729	8.9
Paul George	6	0	91	18	49	.367	9	22	.409	8	11	.727	4	18	22	6	11-0	5	12	1	53	8.8
Donald Sloan	53	21	1107	145	355	.408	41	131	.313	60	77	.779	12	131	143	190	47-0	23	65	0	391	7.4
Chris Copeland	50	12	828	112	310	.361	52	167	.311	33	45	.733	23	88	111	51	78-0	11	59	11	309	6.2
Lavoy Allen	63	0	1070	141	299	.472	0	0	---	33	47	.702	123	200	323	73	102-0	15	40	42	315	5.0
Damjan Rudez	68	2	1047	119	263	.452	69	170	.406	16	23	.696	8	39	47	53	79-0	16	47	5	323	4.8
Ian Mahinmi	61	6	1146	117	212	.552	0	0	---	31	102	.304	105	251	356	33	172-1	30	59	46	265	4.3
S. Whittington	20	0	108	19	42	.452	1	6	.167	18	23	.783	10	19	29	6	18-0	5	5	2	57	2.9
PACERS	82	-	19855	2998	6824	.439	612	1740	.352	1373	1817	.756	856	2822	3678	1757	1742-4	505	1147	375	7981	97.3
OPPONENTS	82	-	19855	2949	6784	.435	591	1713	.345	1469	1951	.753	800	2704	3504	1633	1754-11	617	1045	386	7958	97.0

2014-15 (38-44)

OCTOBER

29	Philadelphia	W	103-91
31	Memphis	L	89-97

NOVEMBER

1	at Atlanta	L	92-102
4	Milwaukee	L	81-87
5	at Washington	L	94-96 OT
7	at Boston	L	98-101
8	Washington	L	90-97
10	Utah	W	97-86
12	at Miami	W	81-75
14	Denver	L	87-108
15	at Chicago	W	99-90
19	Charlotte	W	88-86
22	Phoenix	L	83-106
24	at Dallas	W	111-100
26	at San Antonio	L	100-106
28	Orlando	W	98-83
29	at Cleveland	L	97-109

DECEMBER

2	at Phoenix	L	99-116
4	at Portland	L	82-88
5	at Sacramento	L	101-102 OT
8	Atlanta	L	92-108
10	L.A. Clippers	L	96-103
12	at Toronto	L	94-106
13	Portland	L	85-95
15	L.A. Lakers	W	110-91
17	at L.A. Clippers	L	100-102
20	at Denver	L	73-76
21	at Minnesota	W	100-96
23	New Orleans	W	96-84
26	at Detroit	L	109-119
27	at Brooklyn	W	110-85
29	Chicago	L	90-92
31	Miami	W	106-95

JANUARY

2	at Milwaukee	W	94-91
4	at L.A. Lakers	L	87-88
5	at Utah	W	105-101
7	at Golden State	L	102-117
9	Boston	W	107-103 OT
10	at Philadelphia	L	92-93
13	Minnesota	L	101-110
16	Detroit	L	96-98
17	at Charlotte	L	71-80 OT
19	at Houston	L	98-110
21	at Atlanta	L	91-110
23	at Miami	L	87-89
25	at Orlando	W	106-99
27	Toronto	L	91-104
29	New York	W	103-82
31	Sacramento	L	94-99

FEBRUARY

4	Detroit	W	114-109
6	Cleveland	W	103-99
8	at Charlotte	W	103-102
9	San Antonio	L	93-95
11	at New Orleans	W	106-93
20	at Philadelphia	W	106-95
22	Golden State	W	104-98
24	at Oklahoma City	L	92-105
27	Cleveland	W	93-86

MARCH

1	Philadelphia	W	94-74
4	New York	W	105-82
6	Chicago	W	98-84
7	at New York	W	92-86
10	Orlando	W	118-86
12	Milwaukee	W	109-103 OT
14	Boston	L	89-93
16	Toronto	L	98-117
18	at Chicago	L	86-103
20	at Cleveland	L	92-95
21	Brooklyn	L	111-123
23	Houston	L	100-110
25	at Washington	W	103-101
26	at Milwaukee	L	107-111
29	Dallas	W	104-99
31	at Brooklyn	L	106-111

APRIL

1	at Boston	L	87-100
3	Charlotte	W	93-74
5	Miami	W	112-89
8	at New York	W	102-86
10	at Detroit	W	107-103
12	Oklahoma City	W	116-104
14	Washington	W	99-95 2OT
15	at Memphis	L	83-95





ALL-TIME ROSTER

KEY

YR.....Years	FTM.....Free Throws Made	DQ.....Disqualifications (number of times fouled out)
G.....Games	FTA.....Free Throws Attempted	ST.....Steals
GS.....Games Started	OR.....Offensive Rebounds	TO.....Turnovers
MIN.....Minutes Played	DR.....Defensive Rebounds	BKS.....Blocked Shots
FGM.....Field Goals Made	TR.....Total Rebounds	PTS.....Points
FGA.....Field Goals Attempted	AVG.....Average Per Game	
PCT.....Percentage	AST.....Assists	
3 PT FGM.....3-Point Field Goals Made	PF.....Personal Fouls	<i>Lines in italics are for ABA seasons.</i>
3 PT FGA.....3-Point Field Goals Attempted		

TOM ABERNETHY (#5)

Height: 6-7 **Weight:** 220 **Birthdate:** May 6, 1954 **College:** Indiana '76
Signed: December 26, 1980, as a free agent

YR	G	GS	MIN	FGM-FGA	PCT	3-POINT FGM-FGA	PCT	FTM-FTA	PCT	OR	DR	TR	AVG	AST	PF-DQ	ST	TO	BKS	PTS	AVG
1980-81	29	0	259	24-56	.429	0-1	.000	11-19	.579	19	21	40	1.4	18	29-0	6	6	3	59	2.0

MATT AITCH (#45)

Height: 6-7 **Weight:** 240 **Birthdate:** August 21, 1944 **College:** Michigan State '68
Signed: September 1967 (original signee)

YR	G	GS	MIN	FGM-FGA	PCT	3-POINT FGM-FGA	PCT	FTM-FTA	PCT	OR	DR	TR	AVG	AST	PF-DQ	ST	TO	BKS	PTS	AVG
1967-68	45	0	637	100-247	.405	0-2	.000	52-77	.675	54	106	160	3.6	18	69-1	---	37	---	252	5.6
PLAYOFF STATISTICS																				
1967-68	2	0	4	2-4	.500	0-0	---	0-0	---	0	0	0	---	0	0-0	---	1	---	4	2.0

JEROME ALLEN (#53)

Height: 6-4 **Weight:** 184 **Birthdate:** January 28, 1973 **College:** Pennsylvania '95
Signed: August 16, 1996, as a free agent
Traded: February 20, 1997, to Denver in exchange for Darvin Ham

YR	G	GS	MIN	FGM-FGA	PCT	3-POINT FGM-FGA	PCT	FTM-FTA	PCT	OR	DR	TR	AVG	AST	PF-DQ	ST	TO	BKS	PTS	AVG
1996-97	51	1	692	57-147	.388	23-59	.390	27-47	.574	13	52	65	1.3	109	67-0	27	56	0	164	3.2

LAVOY ALLEN (#5)

Height: 6-9 **Weight:** 225 **Birthdate:** February, 4, 1989 **College:** Temple
Acquired: February 20, 2014, from Philadelphia along with Evan Turner, in exchange for Danny Granger and a future second round draft pick

YR	G	GS	MIN	FGM-FGA	PCT	3-POINT FGM-FGA	PCT	FTM-FTA	PCT	OR	DR	TR	AVG	AST	PF-DQ	ST	TO	BKS	PTS	AVG
2013-14	14	0	112	17-34	.500	0-0	---	6-10	.600	13	21	34	2.4	6	11-0	2	4	6	40	2.9
2014-15	63	0	1070	141-299	.472	0-0	---	33-47	.702	123	200	323	5.1	73	102-0	15	40	42	315	5.0
2015-16	79	28	1599	191-370	.516	0-0	---	46-73	.630	162	262	424	5.4	76	147-1	26	69	42	428	5.4
NBA (3)	156	28	2781	349-703	.496	0-0	---	85-130	.654	298	483	781	5.0	155	260-1	43	113	90	783	5.0
PLAYOFF STATISTICS																				

YR	G	GS	MIN	FGM-FGA	PCT	3-POINT FGM-FGA	PCT	FTM-FTA	PCT	OR	DR	TR	AVG	AST	PF-DQ	ST	TO	BKS	PTS	AVG
2013-14	4	0	15	2-4	.500	0-0	---	0-0	---	1	4	5	1.3	1	1-0	0	0	0	4	1.0
2015-16	6	3	51	3-10	.300	0-0	---	0-0	---	4	10	14	2.3	2	2-0	1	1	1	6	1.0
NBA (2)	10	3	66	5-14	.357	0-0	---	0-0	---	5	14	19	1.9	3	3-0	1	1	1	10	1.0

JEROME ANDERSON (#23)

Height: 6-5 **Weight:** 195 **Birthdate:** October 9, 1953 **College:** West Virginia '75
Signed: November 3, 1976, as a free agent
Waived: January 17, 1977
Signed: February 4, 1977, as a free agent
Waived: February 13, 1977

YR	G	GS	MIN	FGM-FGA	PCT	3-POINT FGM-FGA	PCT	FTM-FTA	PCT	OR	DR	TR	AVG	AST	PF-DQ	ST	TO	BKS	PTS	AVG
1976-77	27	0	164	26-59	.441	0-0	---	14-20	.700	9	3	12	0.4	10	26-0	6	---	2	66	2.4

LOU AMUNDSON (#17)

Height: 6-9 **Weight:** 225 **Birthdate:** December 7, 1982 **College:** UNLV

Acquired: December 19, 2011, from Golden State in exchange for Brandon Rush

YR	G	GS	MIN	3-POINT			PCT	FTM-FTA	PCT	OR	DR	TR	AVG	AST	PF-DQ	ST	TO	BKS	PTS	AVG
				FGM-FGA	PCT	FGM-FGA														
2011-12	60	0	753	89-207	.430	0-0	---	35-82	.427	94	128	222	3.7	14	125-1	27	45	44	213	3.6
PLAYOFF STATISTICS																				
2011-12	11	0	94	12-23	.522	0-0	---	3-6	.500	6	17	23	2.1	2	16-0	2	4	5	27	2.5

KENNY ANDERSON (#13)

Height: 6-1 **Weight:** 170 **Birthdate:** October 9, 1970 **College:** Georgia Tech '93

Signed: September 9, 2003, as a free agent

YR	G	GS	MIN	3-POINT			PCT	FTM-FTA	PCT	OR	DR	TR	AVG	AST	PF-DQ	ST	TO	BKS	PTS	AVG
				FGM-FGA	PCT	FGM-FGA														
2003-04	44	31	905	113-256	.441	1-4	.250	35-48	.729	19	62	81	1.8	125	73-0	26	50	5	262	6.0
PLAYOFF STATISTICS																				
2003-04	4	0	19	2-7	.286	0-0	---	0-0	---	0	1	1	0.3	1	3-0	1	5	0	4	1.0

RON ANDERSON (#15)

Height: 6-7 **Weight:** 215 **Birthdate:** October 15, 1958 **College:** Fresno State '84

Acquired: December 10, 1985, from Cleveland in exchange for a fourth-round draft pick

Traded: October 3, 1988, to Philadelphia in exchange for draft rights to Everett Stephens

YR	G	GS	MIN	3-POINT			PCT	FTM-FTA	PCT	OR	DR	TR	AVG	AST	PF-DQ	ST	TO	BKS	PTS	AVG
				FGM-FGA	PCT	FGM-FGA														
1985-86	60	27	1469	273-554	.493	2-8	.250	73-111	.658	125	123	248	4.1	136	105-0	55	76	6	621	10.4
1986-87	63	0	721	139-294	.473	0-5	.000	85-108	.787	73	78	151	2.4	54	65-0	31	55	3	363	5.8
1987-88	74	1	1097	217-436	.498	0-2	.000	108-141	.766	89	127	216	2.9	78	98-0	41	73	6	542	7.3
NBA (3)	197	28	3287	629-1284	.490	2-15	.133	266-360	.739	287	328	615	3.1	268	268-0	127	204	15	1526	7.7
PLAYOFF STATISTICS																				
1986-87	4	0	24	2-4	.500	0-0	---	0-0	---	2	1	3	0.8	0	2-0	0	0	0	4	1.0

DARRELL ARMSTRONG (#24)

Height: 6-1 **Weight:** 180 **Birthdate:** June 22, 1968 **College:** Fayetteville State '91

Acquired: July 24, 2006, from Dallas, along with Rawle Marshall and Josh Powell, in exchange for Anthony Johnson

Waived: October 1, 2007

YR	G	GS	MIN	3-POINT			PCT	FTM-FTA	PCT	OR	DR	TR	AVG	AST	PF-DQ	ST	TO	BKS	PTS	AVG
				FGM-FGA	PCT	FGM-FGA														
2006-07	81	4	1275	156-377	.414	72-214	.336	73-93	.785	34	101	135	1.7	191	102-0	70	76	6	457	5.6

WARREN ARMSTRONG (#15)

Height: 6-2 **Weight:** 200 **Birthdate:** August 29, 1946 **College:** Wichita State '68

Acquired: October 13, 1970, from Kentucky in exchange for a 1971 first-round draft pick and cash

YR	G	GS	MIN	3-POINT			PCT	FTM-FTA	PCT	OR	DR	TR	AVG	AST	PF-DQ	ST	TO	BKS	PTS	AVG
				FGM-FGA	PCT	FGM-FGA														
1970-71	62	0	1586	227-554	.410	47-163	.288	181-238	.761	68	230	298	4.8	214	205-4	---	190	---	682	11.0
PLAYOFF STATISTICS																				
1970-71	11	4	250	29-96	.302	3-28	.107	25-31	.806	12	28	40	3.6	33	27-1	---	21	---	86	7.8

BOB ARNZEN (#22)

Height: 6-6 **Weight:** 205 **Birthdate:** November 3, 1947 **College:** Notre Dame '69

Signed: 1972 as a free agent

Waived: January 20, 1974

YR	G	GS	MIN	3-POINT			PCT	FTM-FTA	PCT	OR	DR	TR	AVG	AST	PF-DQ	ST	TO	BKS	PTS	AVG
				FGM-FGA	PCT	FGM-FGA														
1972-73	23	1	111	20-38	.526	0-3	.000	6-8	.750	11	12	23	1.0	3	12-0	1	0	1	46	2.0
1973-74	20	0	149	24-48	.500	1-1	1.000	7-9	.778	10	10	20	1.0	3	11-0	3	8	2	56	2.8
ABA (2)	43	1	260	44-86	.512	1-4	.250	13-17	.765	21	22	43	1.0	6	23-0	4	8	3	102	2.4
PLAYOFF STATISTICS																				
1972-73	7	0	12	3-6	.500	0-2	.000	1-1	1.000	0	0	0	---	0	1-0	0	0	0	7	1.0

RON ARTEST (#15, #23, #91)

Height: 6-7 **Weight:** 246 **Birthdate:** November 13, 1979 **College:** St. John's (N.Y.) '01
Acquired: February 19, 2002, from Chicago, along with Ron Mercer, Brad Miller and Kevin Ollie in exchange for Travis Best, Norm Richardson, Jalen Rose and a second-round draft pick
Traded: January 25, 2006, to Sacramento, in exchange for Peja Stojakovic

YR	G	GS	3-POINT																	
			MIN	FGM-FGA	PCT FGM-FGA	PCT	FTM-FTA	PCT	OR	DR	TR	AVG	AST	PF-DQ	ST	TO	BKS	PTS	AVG	
2001-02	28	24	819	117-285	.411	17-79	.215	55-75	.733	33	107	140	5.0	50	109-4	66	49	16	306	10.9
2002-03	69	67	2317	362-846	.428	71-211	.336	273-371	.736	101	261	362	5.2	198	242-7	159	145	50	1068	15.5
2003-04	73	71	2714	468-1112	.421	75-242	.310	322-439	.733	100	285	385	5.3	272	194-2	152	202	50	1333	18.3
2004-05	7	7	291	59-119	.496	7-17	.412	47-51	.922	8	37	45	6.4	22	27-0	12	17	6	172	24.6
2005-06	16	16	603	109-237	.460	18-54	.333	74-121	.612	26	52	78	4.9	35	45-0	42	43	11	310	19.4
NBA (5)	193	185	6744	1115-2599	.429	188-603	.312	771-1057	.729	268	742	1010	5.2	577	617-13	431	456	133	3189	16.5

PLAYOFF STATISTICS

2001-02	5	5	167	22-54	.407	6-13	.462	9-13	.692	6	24	30	6.0	16	19-1	13	9	3	59 11.8
2002-03	6	6	252	35-90	.389	12-31	.387	32-40	.800	11	24	35	5.8	13	25-2	15	16	6	114 19.0
2003-04	15	15	584	98-259	.378	19-66	.288	61-85	.718	24	74	98	6.5	48	45-2	21	37	16	276 18.4
NBA (3)	26	26	1003	155-403	.385	37-110	.336	102-138	.739	41	122	163	6.3	77	89-5	49	62	25	449 17.3

VINCENT ASKEW (#2)

Height: 6-6 **Weight:** 235 **Birthdate:** February 28, 1966 **College:** Memphis State '88
Acquired: November 4, 1996, from New Jersey in exchange for Reggie Williams
Traded: February 20, 1997, to Denver, along with Eddie Johnson and Indiana's 1997 and 1998 second-round draft picks, in exchange for Mark Jackson and LaSalle Thompson

3-POINT																			
YR	G	GS	MIN	FGM-FGA	PCT FGM-FGA	PCT	FTM-FTA	PCT	OR	DR	TR	AVG	AST	PF-DQ	ST	TO	BKS	PTS	AVG
1996-97	41	0	822	79-183	.432	7-24	.292	68-86	.791	25	73	98	2.4	90	122-5	17	42	6	233 5.7

D.J. AUGUSTIN (#14)

Height: 6-0 **Weight:** 183 **Birthdate:** November 10, 1987 **College:** Texas
Signed: July 13, 2012, as a free agent

3-POINT																			
YR	G	GS	MIN	FGM-FGA	PCT FGM-FGA	PCT	FTM-FTA	PCT	OR	DR	TR	AVG	AST	PF-DQ	ST	TO	BKS	PTS	AVG
2012-13	76	5	1226	103-294	.350	67-190	.353	83-99	.838	20	71	91	1.2	170	64-0	34	68	3	356 4.7

PLAYOFF STATISTICS

2012-13	19	1	316	27-71	.380	19-48	.396	25-31	.806	2	13	15	0.8	13	26-0	7	10	0	98 5.2
---------	----	---	-----	-------	------	-------	------	-------	------	---	----	----	-----	----	------	---	----	---	--------

MIKE BANTOM (#42)

Height: 6-9 **Weight:** 220 **Birthdate:** December 3, 1951 **College:** St. Joseph's (Pa.) '73
Acquired: September 1, 1977, from Buffalo, along with Adrian Dantley in exchange for Billy Knight
Traded: January 20, 1982, to Philadelphia in exchange for cash

YR	G	GS	MIN	3-POINT																
				FGM-FGA	PCT FGM-FGA	PCT	FTM-FTA	PCT	OR	DR	TR	AVG	AST	PF-DO	ST	TO	BKS	PTS	AVG	
1977-78	82	78	2775	502-1047	.479	0-0	---	254-342	.743	184	426	610	7.4	238	333-13	100	218	50	1258	15.3
1978-79	81	81	2528	482-1036	.465	0-0	---	227-338	.672	225	425	650	8.0	223	316-8	99	193	62	1191	14.7
1979-80	77	69	2330	384-760	.505	1-3	.333	139-209	.665	192	264	456	5.9	279	268-7	85	189	49	908	11.8
1980-81	76	74	2375	431-882	.489	0-6	.000	199-281	.708	150	277	427	5.6	240	284-9	80	197	85	1061	14.0
1981-82	39	37	1037	178-406	.438	1-3	.333	101-153	.660	87	127	214	5.5	68	139-5	38	85	24	458	11.7
NBA (5)	355	339	11045	1977-4131	.479	2-12	.167	920-1323	.695	838	1519	2357	6.6	1048	1340-42	402	882	270	4876	13.7

PLAYOFF STATISTICS

1980-81	2	2	51	12-16	.750	0-0	---	5-7	.714	5	3	8	4.0	1	10-0	1	6	1	29 14.5
---------	---	---	----	-------	------	-----	-----	-----	------	---	---	---	-----	---	------	---	---	---	---------

LEANDRO BARBOSA (#28)

Height: 6-3 **Weight:** 194 **Birthdate:** November 28, 1982 **Prior to NBA:** Palmeiras/Brazil
Acquired: March 15, 2012, from Toronto in exchange for a future second round draft pick and cash considerations

3-POINT																			
YR	G	GS	MIN	FGM-FGA	PCT FGM-FGA	PCT	FTM-FTA	PCT	OR	DR	TR	AVG	AST	PF-DQ	ST	TO	BKS	PTS	AVG
2011-12	22	0	436	73-183	.399	25-59	.424	25-33	.758	12	37	49	2.2	33	34-0	20	26	0	196 8.9

PLAYOFF STATISTICS

2011-12	11	0	223	27-73	.370	3-20	.150	6-12	.500	5	19	24	2.2	14	23-0	5	13	1	63 5.7
---------	----	---	-----	-------	------	------	------	------	------	---	----	----	-----	----	------	---	----	---	--------

NATE BARNETT (#22)**Height:** 6-3 **Weight:** 175 **Birthdate:** January 29, 1953 **College:** Akron '75**Signed:** 1975 as a free agent

YR	G	GS	MIN	3-POINT			PCT	FTM-FTA	PCT	OR	DR	TR	AVG	AST	PF-DQ	ST	TO	BKS	PTS	AVG
				FGM-FGA	PCT	FGM-FGA														
1975-76	12	0	73	12-26	.462	0-1	.000	3-8	.375	3	5	8	0.7	8	22-0	3	8	1	27	2.3

JOHN BARNHILL (#12, #15)**Height:** 6-1 **Weight:** 183 **Birthdate:** March 30, 1938 **College:** Tennessee State '59**Traded:** February 1, 1971, to Denver, along with Art Becker, in exchange for Wayne Chapman and Don Sidle

YR	G	GS	MIN	3-POINT			PCT	FTM-FTA	PCT	OR	DR	TR	AVG	AST	PF-DQ	ST	TO	BKS	PTS	AVG
				FGM-FGA	PCT	FGM-FGA														
1969-70	77	--	2374	325-824	.394	71-272	.261	158-238	.664	60	113	173	2.2	312	198-2	--	157	--	879	11.4
1970-71	43	--	619	80-241	.332	14-75	.187	42-61	.689	24	38	62	1.4	83	51-0	--	37	--	216	5.0
1971-72	19	2	194	28-87	.322	4-35	.114	8-15	.533	8	11	19	1.0	16	16-0	--	12	--	68	3.6
ABA (3)	139	2	3187	433-1152	.376	89-382	.233	208-314	.662	92	162	254	1.8	411	265-2	--	206	--	1163	8.4

PLAYOFF STATISTICS

1969-70	14	9	317	28-88	.318	8-35	.229	21-41	.512	5	28	33	2.4	25	41-0	--	16	--	85	6.1
---------	----	---	-----	-------	------	------	------	-------	------	---	----	----	-----	----	------	----	----	----	----	-----

MACEO BASTON (#9)**Height:** 6-10 **Weight:** 230 **Birthdate:** May 29, 1976 **College:** Michigan '98**Signed:** July 28, 2006, as a free agent**Acquired:** July 9, 2008, from Toronto, along with T.J. Ford, Rasho Nesterovic and Roy Hibbert, in exchange for Jermaine O'Neal and Nathan Jawai

YR	G	GS	MIN	3-POINT			PCT	FTM-FTA	PCT	OR	DR	TR	AVG	AST	PF-DQ	ST	TO	BKS	PTS	AVG
				FGM-FGA	PCT	FGM-FGA														
2006-07	47	2	405	49-76	.645	3-7	.429	37-47	.787	21	53	74	1.6	16	65-0	12	32	18	138	2.9
2008-09	27	0	217	25-46	.543	0-1	.000	17-27	.630	22	30	52	1.9	7	39-0	6	12	10	67	2.5
NBA (2)	74	2	622	74-122	.607	3-8	.375	54-74	.730	43	83	126	1.7	23	104-0	18	44	28	205	2.8

JOHN BAUM (#22)**Height:** 6-6 **Weight:** 205 **Birthdate:** June 19, 1946 **College:** Temple '69**Signed:** February 6, 1974, as a free agent**Waived:** April 1974

YR	G	GS	MIN	3-POINT			PCT	FTM-FTA	PCT	OR	DR	TR	AVG	AST	PF-DQ	ST	TO	BKS	PTS	AVG
				FGM-FGA	PCT	FGM-FGA														
1973-74	13	1	113	17-36	.472	0-0	---	2-4	.500	12	13	25	1.9	2	17-0	6	6	2	36	2.8

PLAYOFF STATISTICS

1973-74	11	0	107	17-32	.531	0-0	---	6-6	1.000	8	12	20	1.8	2	12-0	5	5	1	40	3.6
---------	----	---	-----	-------	------	-----	-----	-----	-------	---	----	----	-----	---	------	---	---	---	----	-----

ART BECKER (#43)**Height:** 6-8 **Weight:** 210 **Birthdate:** January 12, 1942 **College:** Arizona State '64**Signed:** 1969 as a free agent**Traded:** February 1, 1971, to Denver, along with John Barnhill, in exchange for Wayne Chapman and Don Sidle

YR	G	GS	MIN	3-POINT			PCT	FTM-FTA	PCT	OR	DR	TR	AVG	AST	PF-DQ	ST	TO	BKS	PTS	AVG
				FGM-FGA	PCT	FGM-FGA														
1969-70	82	0	1504	309-593	.521	0-1	.000	111-137	.810	110	269	379	4.6	45	249-8	---	61	---	729	8.9
1970-71	51	0	840	187-376	.497	4-6	.667	62-69	.899	69	148	217	4.3	22	153-1	---	43	---	440	8.6
ABA (2)	133	0	2344	496-969	.512	4-7	.571	173-206	.840	179	417	596	4.5	67	402-9	---	104	---	1169	8.8

PLAYOFF STATISTICS

1969-70	15	0	227	36-69	.522	0-0	---	21-24	.875	15	43	58	3.8	5	36-1	---	5	---	93	6.2
---------	----	---	-----	-------	------	-----	-----	-------	------	----	----	----	-----	---	------	-----	---	-----	----	-----

RON BEHAGEN (#1)**Height:** 6-9 **Weight:** 235 **Birthdate:** January 19, 1951 **College:** Minnesota '73**Acquired:** December 21, 1977, from Houston in exchange for Alonzo Bradley**Waived:** September 11, 1978

YR	G	GS	MIN	3-POINT			PCT	FTM-FTA	PCT	OR	DR	TR	AVG	AST	PF-DQ	ST	TO	BKS	PTS	AVG
				FGM-FGA	PCT	FGM-FGA														
1977-78	51	10	1131	222-544	.408	0-0	---	128-176	.727	146	187	333	6.5	65	160-1	32	113	19	572	11.2

JONATHAN BENDER (#24)

Height: 6-11 **Weight:** 202 **Birthdate:** January 30, 1981 **High School:** Picayune Memorial (Miss.) '99
Acquired: August 5, 1999, from Toronto in exchange for Antonio Davis
Waived: June 14, 2006

YR	G	GS	MIN	3-POINT			PCT	FTM-FTA	PCT	OR	DR	TR	AVG	AST	PF-DQ	ST	TO	BKS	PTS	AVG
				FGM-FGA	PCT	FTM-FTA														
1999-00	24	1	130	23-70	.329	2-12	.167	16-24	.667	4	17	21	0.9	3	18-0	1	7	5	64	2.7
2000-01	59	7	574	66-186	.355	11-41	.268	50-68	.735	14	60	74	1.3	32	73-0	7	42	28	193	3.3
2001-02	78	17	1647	198-460	.430	45-125	.360	140-181	.773	64	180	244	3.1	62	147-1	19	96	49	581	7.4
2002-03	46	2	819	112-254	.441	19-53	.358	60-84	.714	42	91	133	2.9	42	86-0	8	42	56	303	6.6
2003-04	21	0	271	50-106	.472	9-22	.409	39-47	.830	9	31	40	1.9	9	23-0	5	33	11	148	7.0
2004-05	7	0	93	16-40	.400	1-5	.200	3-6	.500	5	9	14	2.0	4	9-0	1	10	2	36	5.1
2005-06	2	0	21	4-5	.800	0-0	---	2-2	1.000	0	4	4	2.0	2	2-0	0	0	1	10	5.0
NBA (7)	237	27	3555	469-1121	.418	87-258	.337	310-412	.752	138	392	530	2.2	154	358-1	41	230	152	1335	5.6

PLAYOFF STATISTICS

1999-00	9	0	21	4-6	.667	1-1	1.000	3-6	.500	0	3	3	0.3	0	2-0	1	0	0	12	1.3
2000-01	1	0	4	0-1	.000	0-0	---	0-0	---	0	0	0	0.0	0	1-0	0	0	0	0	0.0
2001-02	5	0	45	3-6	.500	0-1	.000	0-0	---	0	4	4	0.8	2	6-0	2	5	3	6	1.2
2002-03	3	0	34	5-15	.333	3-9	.333	4-6	.667	3	4	7	2.3	0	2-0	0	0	2	17	5.7
2003-04	16	0	200	28-69	.406	9-25	.360	12-16	.750	10	18	28	1.8	7	19-0	2	12	14	77	4.8
NBA (5)	34	0	304	40-97	.412	13-36	.361	19-28	.679	13	29	42	1.2	9	30-0	5	17	19	112	3.3

MEL BENNETT (#9)

Height: 6-7 **Weight:** 200 **Birthdate:** January 4, 1955 **College:** Pittsburgh '78
Acquired: November 2, 1976, from Philadelphia in exchange for a 1980 first-round draft pick
Traded: September 1, 1978, to Denver in exchange for future considerations

YR	G	GS	MIN	3-POINT			PCT	FTM-FTA	PCT	OR	DR	TR	AVG	AST	PF-DQ	ST	TO	BKS	PTS	AVG
				FGM-FGA	PCT	FTM-FTA														
1976-77	67	1	911	101-294	.344	0-0	---	112-187	.599	110	127	237	3.5	70	155-0	37	---	33	314	4.7
1977-78	31	0	285	23-81	.284	0-0	---	28-45	.622	49	44	93	3.0	22	54-1	11	30	7	74	2.4
NBA (2)	98	1	1196	124-375	.331	0-0	---	140-232	.603	159	171	330	3.4	92	209-1	48	30	40	388	4.0

TRAVIS BEST (#4)

Height: 5-11 **Weight:** 182 **Birthdate:** July 12, 1972 **College:** Georgia Tech '95
Drafted: First Round (23rd pick) 1995
Traded: February 19, 2002, to Chicago, along with Norm Richardson, Jalen Rose and a second-round draft pick, in exchange for Ron Artest, Ron Mercer, Brad Miller and Kevin Ollie

YR	G	GS	MIN	3-POINT			PCT	FTM-FTA	PCT	OR	DR	TR	AVG	AST	PF-DQ	ST	TO	BKS	PTS	AVG
				FGM-FGA	PCT	FTM-FTA														
1995-96	59	1	571	69-163	.423	8-25	.320	75-90	.833	11	33	44	0.7	97	80-0	20	63	3	221	3.7
1996-97	76	46	2064	274-620	.442	57-155	.368	149-197	.756	36	130	166	2.2	318	221-3	98	153	5	754	9.9
1997-98	82	0	1547	201-480	.419	21-70	.300	112-131	.855	28	94	122	1.5	281	193-3	85	111	5	535	6.5
1998-99	49	0	1043	127-305	.416	22-59	.373	70-83	.843	19	61	80	1.6	169	111-2	42	62	4	346	7.1
1999-00	82	0	1691	271-561	.483	35-93	.376	156-190	.821	16	126	142	1.7	272	204-1	76	107	5	733	8.9
2000-01	77	21	2457	347-788	.440	37-97	.381	187-226	.827	38	184	222	2.9	473	246-10	110	127	11	918	11.9
2001-02	44	3	954	116-264	.439	13-34	.382	57-65	.877	10	60	70	1.6	175	101-3	57	59	6	302	6.9
NBA (7)	469	71	10327	1405-3181	.442	193-533	.362	806-982	.821	158	688	846	1.8	1785	1156-22	488	682	39	3809	8.1

PLAYOFF STATISTICS

1995-96	5	0	84	11-22	.500	1-6	.167	6-7	.857	3	8	11	2.2	9	10-0	6	10	0	29	5.8
1997-98	16	0	280	27-72	.375	5-18	.278	38-43	.884	1	15	16	1.0	31	36-0	11	19	3	97	6.1
1998-99	11	0	150	16-46	.348	2-10	.200	12-13	.923	7	10	17	1.5	21	34-1	4	14	1	46	4.2
1999-00	23	0	463	77-179	.430	13-30	.433	37-44	.841	15	42	57	2.5	66	61-1	19	25	4	204	8.9
2000-01	4	4	163	17-39	.436	1-3	.333	4-4	1.000	6	13	19	4.8	37	15-1	4	6	0	39	9.8
NBA (5)	59	4	1140	148-358	.413	22-67	.328	97-111	.874	32	88	120	2.0	164	156-3	44	74	8	415	7.0

ETDRICK BOHANNON (#21)

Height: 6-9 **Weight:** 220 **Birthdate:** May 29, 1973 **College:** Auburn-Montgomery '97
Signed: July 10, 1997, as a free agent

YR	G	GS	MIN	3-POINT			PCT	FTM-FTA	PCT	OR	DR	TR	AVG	AST	PF-DQ	ST	TO	BKS	PTS	AVG
				FGM-FGA	PCT	FTM-FTA														
1997-98	5	0	11	0-4	.000	0-0	---	0-0	---	2	4	6	1.2	1	3-0	0	3	2	0	0.0

RON BONHAM (#30)

Height: 6-41/2 **Weight:** 195 **Birthdate:** May 31, 1942 **College:** Cincinnati '64
Signed: September 1967 (original signee)
Retired: September 21, 1968

YR	G	GS	MIN	3-POINT				PCT	FTM-FTA	PCT	OR	DR	TR	AVG	AST	PF-DQ	ST	TO	BKS	PTS	AVG
				FGM-FGA	PCT	FGM-FGA	PCT														
1967-68	42	0	426	80-210	.381	0-2	.000	85-105	.810	26	31	57	1.4	14	36-0	---	32	---	245	5.8	

PLAYOFF STATISTICS

1967-68	3	0	30	4-15	.267	0-0	---	5-6	.833	--	--	6	2.0	3	4-0	---	2	---	13	4.3
---------	---	---	----	------	------	-----	-----	-----	------	----	----	---	-----	---	-----	-----	---	-----	----	-----

DUDLEY BRADLEY (#7)

Height: 6-6 **Weight:** 195 **Birthdate:** March 19, 1957 **College:** North Carolina '79
Drafted: First Round (13th pick) 1979
Traded: June 8, 1981, to Phoenix in exchange for two second-round draft picks

3-POINT																				
YR	G	GS	MIN	FGM-FGA	PCT	FGM-FGA	PCT	FTM-FTA	PCT	OR	DR	TR	AVG	AST	PF-DQ	ST	TO	BKS	PTS	AVG
1979-80	82	38	2027	275-609	.452	2-5	.400	136-174	.782	69	154	223	2.7	252	194-1	211	166	48	688	8.4
1980-81	82	24	1867	265-559	.474	2-16	.125	125-178	.702	70	123	193	2.4	188	236-2	186	122	37	657	8.0
NBA (2)	164	62	3894	540-1168	.462	4-21	.190	261-352	.741	139	277	416	2.5	440	430-3	397	288	85	1345	8.2

PLAYOFF STATISTICS

1980-81	2	0	19	3-9	.333	1-4	.250	2-2	1.000	1	1	2	1.0	2	4-0	2	5	0	9	4.5
---------	---	---	----	-----	------	-----	------	-----	-------	---	---	---	-----	---	-----	---	---	---	---	-----

BRAD BRANSON (#52)

Height: 6-10 **Weight:** 220 **Birthdate:** September 24, 1958 **College:** Southern Methodist '80
Acquired: October 25, 1982, from Cleveland in exchange for a 1983 second-round draft pick

YR	3-POINT																			
	G	GS	MIN	FGM-FGA	PCT	FGM-FGA	PCT	FTM-FTA	PCT	OR	DR	TR	AVG	AST	PF-DQ	ST	TO	BKS	PTS	AVG
1982-83	62	2	680	131-308	.425	0-1	.000	76-108	.704	73	100	173	2.8	46	81-0	27	45	26	338	5.5

JAMISON BREWER (#2)

Height: 6-4 **Weight:** 184 **Birthdate:** November 19, 1980 **College:** Auburn '03
Drafted: Second Round (41st pick) 2001

		3-POINT																		
YR	G	GS	MIN	FGM-FGA	PCT	FGM-FGA	PCT	FTM-FTA	PCT	OR	DR	TR	AVG	AST	PF-DQ	ST	TO	BKS	PTS	AVG
2001-02	13	0	43	2-5	.400	0-1	.000	0-0	---	2	6	8	0.6	9	3-0	2	3	0	4	0.3
2002-03	10	0	80	9-17	.529	0-2	.000	4-9	.444	5	4	9	0.9	18	11-0	2	6	1	22	2.2
2003-04	13	1	160	13-35	.371	5-14	.357	1-6	.167	2	9	11	0.8	17	9-0	7	10	0	32	2.5
NBA (3)	36	1	283	24-57	.421	5-17	.294	5-15	.333	9	19	28	0.8	44	23-0	11	19	1	58	1.6

PLAYOFF STATISTICS

2001-02	2	0	6	0-2	.000	0-0	---	1-2	.500	2	2	4	2.0	1	3-0	0	1	0	1	0.5
---------	---	---	---	-----	------	-----	-----	-----	------	---	---	---	-----	---	-----	---	---	---	---	-----

PRIMOZ BREZEC (#27)

Height: 7-1 **Weight:** 252 **Birthdate:** October 2, 1979 **Foreign Province:** Slovenia
Drafted: First Round (27th pick) 2000
Drafted: June 22, 2004, by Charlotte in expansion draft

		3-POINT																			
YR	G	GS	MIN	FGM-FGA	PCT	FGM-FGA	PCT	FTM-FTA	PCT	OR	DR	TR	AVG	AST	PF-DQ	ST	TO	BKS	PTS	AVG	
2001-02	22	4	160	14-29	.483	0-0	---	15-25	.600	16	12	28	1.3	6	28-0	0	6	7	43	2.0	
2002-03	22	1	111	15-38	.394	0-1	.000	12-20	.600	13	10	23	1.0	4	16-0	2	7	4	42	1.9	
2003-04	18	0	72	12-26	.462	0-0	---	4-6	.667	5	10	15	0.8	3	13-0	0	6	3	28	1.6	
NBA (3)	62	5	343	41-93	.441	0-1	.000	31-51	.608	34	32	66	1.1	13	57-0	2	19	14	113	1.8	

MICHAEL BROOKS (#7)

Height: 6-7 **Weight:** 220 **Birthdate:** August 17, 1958 **College:** LaSalle '80
Signed: January 1, 1987, as a free agent
Waived: January 21, 1987

3-POINT																				
YR	G	GS	MIN	FGM-FGA	PCT	FGM-FGA	PCT	FTM-FTA	PCT	OR	DR	TR	AVG	AST	PF-DQ	ST	TO	BKS	PTS	AVG
1986-87	10	0	148	13-37	.351	0-0	---	7-10	.700	9	10	19	1.9	11	19-0	9	11	0	33	3.3

ROGER BROWN (#1, #35)

Height: 6-5 **Weight:** 205 **Birthdate:** May 22, 1942 **College:** Dayton '67
Signed: 1967 (original signee)
Signed: March 1, 1975, as a free agent

		3-POINT																		
YR	G	GS	MIN	FGM-FGA	PCT	FGM-FGA	PCT	FTM-FTA	PCT	OR	DR	TR	AVG	AST	PF-DQ	ST	TO	BKS	PTS	AVG
1967-68	76	--	2974	544-1286	.423	14-54	.259	390-517	.754	259	388	647	8.5	327	296-10	---	265	---	1492	19.6
1968-69	75	57	2658	563-1169	.482	5-16	.313	442-563	.785	223	287	510	6.8	345	281-11	---	215	---	1573	21.0
1969-70	84	--	3495	719-1444	.498	40-120	.333	457-562	.813	178	442	620	7.4	392	308-3	---	229	---	1935	23.0
1970-71	82	--	3364	610-1266	.482	63-223	.283	407-512	.795	176	393	569	6.9	395	289-5	---	232	---	1690	20.6
1971-72	78	71	2987	532-1112	.478	57-185	.308	323-401	.805	163	339	502	6.4	306	227-6	---	214	---	1444	18.5
1972-73	72	38	2177	332-700	.474	42-118	.356	203-247	.822	111	237	348	4.8	204	181-3	61	120	31	909	12.6
1973-74	82	46	2527	379-829	.457	56-155	.361	155-200	.775	112	278	390	4.8	232	248-3	56	125	60	969	11.8
1974-75	10	0	133	20-46	.435	3-12	.250	3-4	.750	12	11	23	2.3	13	19-1	7	14	1	46	4.6
ABA (8)	559	212	20315	3699-7852	.471	280-883	.317	2380-3006	.792	1234	2375	3609	6.5	2214	1849-42	124	1414	9210058	18.0	

PLAYOFF STATISTICS

YR	G	GS	MIN	FGM-FGA	PCT	FGM-FGA	PCT	FTM-FTA	PCT	OR	DR	TR	AVG	AST	PF-DQ	ST	TO	BKS	PTS	AVG
1967-68	3	3	129	26-57	.456	0-3	.000	13-21	.619	---	---	31	10.3	20	14-2	---	12	---	65	21.7
1968-69	17	15	668	169-329	.514	1-5	.200	120-155	.774	---	---	143	8.4	57	86-6	---	49	---	459	27.0
1969-70	15	15	693	151-318	.475	18-61	.353	108-131	.824	41	110	151	10.1	84	58-2	---	48	---	428	28.5
1970-71	11	11	477	88-194	.454	10-33	.303	54-69	.783	26	58	84	7.6	53	42-2	---	22	---	240	21.8
1971-72	20	20	845	160-329	.486	15-34	.441	74-90	.822	47	74	121	6.1	81	65-0	---	35	---	409	20.5
1972-73	17	9	584	82-160	.513	13-29	.448	37-49	.755	20	54	74	4.4	41	58-0	15	24	14	214	12.6
1973-74	13	9	452	67-151	.444	9-27	.333	40-49	.816	23	52	75	5.8	48	44-2	9	11	13	183	14.1
1974-75	14	0	182	22-52	.423	2-8	.250	16-19	.842	8	18	26	1.9	21	24-0	4	6	8	62	4.4
ABA (8)	110	82	4030	765-1590	.481	68-190	.358	462-583	.792	165	366	705	6.4	405	391-14	28	207	35	2060	18.7

TONY BROWN (#8)

Height: 6-6 **Weight:** 205 **Birthdate:** July 29, 1960 **College:** Arkansas '82
Signed: September 28, 1984, as a free agent
Waived: October 22, 1985

		3-POINT																		
YR	G	GS	MIN	FGM-FGA	PCT	FGM-FGA	PCT	FTM-FTA	PCT	OR	DR	TR	AVG	AST	PF-DQ	ST	TO	BKS	PTS	AVG
1984-85	82	26	1586	214-465	.460	0-6	.000	116-171	.678	146	142	288	3.5	159	212-3	59	116	12	544	6.6

QUINN BUCKNER (#25)

Height: 6-3 **Weight:** 205 **Birthdate:** August 20, 1954 **College:** Indiana '76
Acquired: September 3, 1985, from Boston in exchange for a second-round draft pick
Waived: January 15, 1986

		3-POINT																		
YR	G	GS	MIN	FGM-FGA	PCT	FGM-FGA	PCT	FTM-FTA	PCT	OR	DR	TR	AVG	AST	PF-DQ	ST	TO	BKS	PTS	AVG
1985-86	32	3	419	49-104	.471	0-1	.000	19-27	.704	9	42	51	1.6	86	80-0	40	55	3	117	3.7

CHASE BUDINGER (#10)

Height: 6-7 **Weight:** 215 **Birthdate:** May 22, 1988 **College:** Arizona
Acquired: July 12, 2015, from Minnesota, in exchange for Damjan Rudez
Waived: March 5, 2016

		3-POINT																		
YR	G	GS	MIN	FGM-FGA	PCT	FGM-FGA	PCT	FTM-FTA	PCT	OR	DR	TR	AVG	AST	PF-DQ	ST	TO	BKS	PTS	AVG
2015-16	49	2	729	81-194	.418	20-69	.290	34-48	.708	31	90	121	2.5	49	46-0	29	31	9	216	4.4

DON BUSE (#10)

Height: 6-4 **Weight:** 190 **Birthdate:** August 10, 1950 **College:** Evansville '72
Acquired: August 15, 1972, draft rights purchased from Virginia
Traded: September 6, 1977, to Phoenix in exchange for Ricky Sobers
Acquired: November 25, 1980, from Phoenix in exchange for two second-round draft picks
Signed: January 7, 1983, with Portland as a free agent; Indiana compensated with cash and other considerations

YR	G	GS	3-POINT																	
			MIN	FGM-FGA	PCT	FGM-FGA	PCT	FTM-FTA	PCT	OR	DR	TR	AVG	AST	PF-DQ	ST	TO	BKS	PTS	AVG
1972-73	77	13	1484	163-360	.453	5-24	.208	82-109	.752	96	114	210	2.7	223	143-0	107	66	8	413	5.4
1973-74	77	41	1877	170-427	.398	36-107	.336	48-70	.686	85	169	254	3.3	258	109-3	146	75	20	424	5.5
1974-75	80	63	2369	216-500	.432	38-123	.309	47-59	.797	84	188	272	3.4	335	149-0	166	95	15	517	6.5
1975-76	84	83	3380	400-887	.451	72-208	.346	179-220	.814	90	232	322	3.8	689	194-1	346	159	31	1051	12.5
1976-77	81	76	2947	266-639	.416	---	---	114-145	.786	66	204	270	3.3	685	129-0	281	---	16	646	8.0
1980-81	58	4	1095	114-287	.397	19-58	.328	50-65	.769	19	65	84	1.4	140	61-0	74	38	8	297	5.1
1981-82	82	78	2529	312-685	.455	73-189	.386	100-123	.813	46	177	223	2.7	407	176-0	164	95	27	797	9.7
ABA (4)	318	200	9110	949-2174	.437	151-462	.327	356-458	.777	355	703	1058	3.3	1505	595-4	765	395	74	2405	7.6
NBA (3)	221	158	6571	692-1611	.430	92-247	.372	264-333	.793	131	446	577	2.6	1232	366-0	519	133	51	1740	7.9
7 YEARS	539	358	15681	1641-3785	.434	243-709	.343	620-791	.784	486	1149	1635	3.0	2737	961-8	1284	528	125	4145	7.7

PLAYOFF STATISTICS

YR	G	GS	MIN	FGM-FGA	PCT	FGM-FGA	PCT	FTM-FTA	PCT	OR	DR	TR	AVG	AST	PF-DQ	ST	TO	BKS	PTS	AVG
1972-73	14	0	163	16-45	.356	0-7	.000	13-21	.619	12	13	25	1.8	17	30-0	14	10	1	45	3.2
1973-74	14	10	331	30-68	.441	7-22	.318	6-9	.667	17	20	37	2.6	36	21-0	30	12	1	73	5.2
1974-75	18	13	576	39-103	.379	6-26	.231	16-30	.533	16	42	58	3.2	80	42-0	45	17	5	100	5.6
1975-76	3	3	138	15-33	.455	3-9	.333	4-4	1.000	3	11	14	4.7	26	7-0	8	7	0	37	12.3
1980-81	2	0	35	1-8	.125	1-1	1.000	2-2	1.000	0	5	5	2.5	7	4-0	3	2	0	5	2.5
ABA (4)	49	26	1208	100-249	.402	16-64	.250	39-64	.609	48	86	134	2.7	159	100-0	97	46	7	255	5.2
5 YEARS	51	26	1243	101-257	.488	17-65	.262	41-66	.621	48	91	139	2.7	166	104-0	100	48	7	260	5.1

RASUAL BUTLER (#8)

Height: 6-7 **Weight:** 205 **Birthdate:** May 23, 1979 **College:** La Salle
Signed: September 25, 2013, as a free agent

3-POINT																				
YR	G	GS	MIN	FGM-FGA	PCT	FGM-FGA	PCT	FTM-FTA	PCT	OR	DR	TR	AVG	AST	PF-DQ	ST	TO	BKS	PTS	AVG
2013-14	50	2	378	51-110	.464	26-62	.419	8-14	.571	6	35	41	0.8	17	30-0	7	11	9	136	2.7

PLAYOFF STATISTICS

YR	G	GS	MIN	FGM-FGA	PCT	FGM-FGA	PCT	FTM-FTA	PCT	OR	DR	TR	AVG	AST	PF-DQ	ST	TO	BKS	PTS	AVG
2013-14	11	0	70	6-15	.400	5-12	.417	2-2	1.000	0	6	6	0.5	1	3-0	1	1	1	19	1.7

ANDREW BYNUM (#17)

Height: 7-0 **Weight:** 285 **Birthdate:** October 27, 1987
Signed: February 1, 2014, as a free agent

3-POINT																				
YR	G	GS	MIN	FGM-FGA	PCT	FGM-FGA	PCT	FTM-FTA	PCT	OR	DR	TR	AVG	AST	PF-DQ	ST	TO	BKS	PTS	AVG
2013-14	2	0	36	9-22	.409	0-0	---	5-7	.714	6	13	19	9.5	2	3-0	0	4	1	23	11.5

MARTY BYRNES (#11)

Height: 6-7 **Weight:** 220 **Birthdate:** April 30, 1956 **College:** Syracuse '78
Signed: August 16, 1982, as a free agent
Waived: September 7, 1983

3-POINT																				
YR	G	GS	MIN	FGM-FGA	PCT	FGM-FGA	PCT	FTM-FTA	PCT	OR	DR	TR	AVG	AST	PF-DQ	ST	TO	BKS	PTS	AVG
1982-83	80	12	1436	157-374	.420	6-26	.231	71-95	.747	75	116	191	2.4	179	149-1	41	73	6	391	4.9

ADRIAN CALDWELL (#50)

Height: 6-9 **Weight:** 265 **Birthdate:** July 4, 1966 **College:** Lamar '89
Signed: October 5, 1995, as a free agent

3-POINT																				
YR	G	GS	MIN	FGM-FGA	PCT	FGM-FGA	PCT	FTM-FTA	PCT	OR	DR	TR	AVG	AST	PF-DQ	ST	TO	BKS	PTS	AVG
1995-96	51	1	327	46-83	.554	0-0	---	18-36	.500	42	68	110	2.2	6	73-0	9	35	5	110	2.2

PLAYOFF STATISTICS

YR	G	GS	MIN	FGM-FGA	PCT	FGM-FGA	PCT	FTM-FTA	PCT	OR	DR	TR	AVG	AST	PF-DQ	ST	TO	BKS	PTS	AVG
1995-96	1	0	3	1-1	1.000	0-0	---	0-0	---	0	1	1	1.0	0	0-0	0	0	0	2	2.0

CORKY CALHOUN (#10)

Height: 6-7 **Weight:** 210 **Birthdate:** November 1, 1950 **College:** Pennsylvania '72
Acquired: June 30, 1978, from Portland in exchange for a second-round draft pick
Waived: November 1, 1979

		3-POINT																		
YR	G	GS	MIN	FGM-FGA	PCT	FGM-FGA	PCT	FTM-FTA	PCT	OR	DR	TR	AVG	AST	PF-DQ	ST	TO	BKS	PTS	AVG
1978-79	81	0	1332	163-335	.487	---	---	72-86	.837	64	174	238	2.9	104	189-1	37	56	19	378	4.7
1979-80	7	0	30	4-9	.444	0-0	---	0-2	.000	7	3	10	1.4	0	6-0	2	1	0	8	1.1
NBA (2)	88	0	1362	157-344	.456	0-0	---	72-88	.818	71	177	248	2.8	104	195-1	39	57	19	386	4.4

LARRY CANNON (#33)

Height: 6-5 **Weight:** 195 **Birthdate:** April 12, 1947 **College:** LaSalle '69
Acquired: December 17, 1971, from Memphis in exchange for Don Sidle

YR	3-POINT																			
	G	GS	MIN	FGM-FGA	PCT	FGM-FGA	PCT	FTM-FTA	PCT	OR	DR	TR	AVG	AST	PF-DQ	ST	TO	BKS	PTS	AVG
1971-72	28	4	478	67-175	.383	1-6	.167	51-71	.718	15	18	33	1.2	72	61-2	---	42	---	186	6.6
1973-74	3	0	26	3-7	.429	0-0	---	1-13	.333	1	2	3	1.0	3	2-0	---	3	---	7	2.3
ABA (2)	31	4	504	70-182	.385	1-6	.167	52-84	.619	16	20	36	1.2	75	63-2	---	45	---	193	6.2

BOB CARRINGTON (#30)

Height: 6-6 **Weight:** 195 **Birthdate:** July 3, 1953 **College:** Boston College '76
Acquired: January 27, 1978, from New Jersey, along with future considerations, in exchange for John Williamson
Waived: October 12, 1978

		3-POINT																		
YR	G	GS	MIN	FGM-FGA	PCT	FGM-FGA	PCT	FTM-FTA	PCT	OR	DR	TR	AVG	AST	PF-DQ	ST	TO	BKS	PTS	AVG
1977-78	35	1	621	96-197	.487	---	---	58-74	.784	28	34	62	1.8	62	73-1	22	52	11	250	7.1

BUTCH CARTER (#12)

Height: 6-5 **Weight:** 200 **Birthdate:** June 11, 1958 **College:** Indiana '80
Acquired: October 15, 1981, from L.A. Lakers in exchange for a third-round draft pick
Traded: October 19, 1984, to New York in exchange for a second-round draft pick

		3-POINT																		
YR	G	GS	MIN	FGM-FGA	PCT	FGM-FGA	PCT	FTM-FTA	PCT	OR	DR	TR	AVG	AST	PF-DQ	ST	TO	BKS	PTS	AVG
1981-82	75	0	1035	188-402	.468	8-25	.320	58-70	.829	30	49	79	1.1	60	110-0	34	54	11	442	5.9
1982-83	81	28	1716	354-706	.501	17-51	.333	124-154	.805	62	88	150	1.9	194	207-5	78	118	13	849	10.5
1983-84	73	54	2045	413-862	.479	15-46	.326	136-178	.764	70	83	153	2.1	206	211-1	128	141	13	977	13.4
NBA (3)	229	82	4796	955-1970	.485	40-122	.328	318-402	.791	162	220	382	1.7	460	528-6	240	313	37	2268	9.9

RON CARTER (#13)

Height: 6-5 **Weight:** 190 **Birthdate:** August 31, 1956 **College:** Virginia Military Institute '78
Signed: November 15, 1979, as a free agent
Waived: December 5, 1979
Signed: February 15, 1980 as a free agent

		3-POINT																		
YR	G	GS	MIN	FGM-FGA	PCT	FGM-FGA	PCT	FTM-FTA	PCT	OR	DR	TR	AVG	AST	PF-DQ	ST	TO	BKS	PTS	AVG
1979-80	13	0	117	15-37	.405	0-0	---	2-7	.286	5	14	19	1.5	9	19-0	2	10	3	32	2.5

WAYNE CHAPMAN (#22)

Height: 6-5 **Weight:** 195 **Birthdate:** June 15, 1945 **College:** Western Kentucky '68
Acquired: February 1971, from Denver, along with Don Sidle, in exchange for John Barnhill and Art Becker

		3-POINT																		
YR	G	GS	MIN	FGM-FGA	PCT	FGM-FGA	PCT	FTM-FTA	PCT	OR	DR	TR	AVG	AST	PF-DQ	ST	TO	BKS	PTS	AVG
1970-71	22	---	192	30-78	.385	4-9	.444	24-29	.828	12	19	31	1.4	21	31-0	---	15	---	88	4.0
1971-72	7	1	76	7-18	.389	1-2	.500	3-6	.500	2	3	5	0.7	11	10-0	---	6	---	18	2.6
ABA (2)	29	1	268	37-96	.385	5-11	.455	27-35	.771	14	22	36	1.2	32	41-0	---	21	---	106	3.7

PLAYOFF STATISTICS

YR	G	GS	MIN	FGM-FGA	PCT	FGM-FGA	PCT	FTM-FTA	PCT	OR	DR	TR	AVG	AST	PF-DQ	ST	TO	BKS	PTS	AVG
1970-71	5	0	21	6-10	.600	1-3	.333	4-6	.667	4	3	7	1.4	2	3-0	---	2	---	17	3.4

PHIL CHENIER (#31)

Height: 6-0 **Weight:** 180 **Birthdate:** October 30, 1950 **College:** California '72
Acquired: December 5, 1979, from Washington in exchange for future considerations
Waived: February 15, 1980

YR	3-POINT																			
	G	GS	MIN	FGM-FGA	PCT	FGM-FGA	PCT	FTM-FTA	PCT	OR	DR	TR	AVG	AST	PF-DQ	ST	TO	BKS	PTS	AVG
1979-80	23	0	380	52-135	.385	2-6	.333	18-26	.692	9	26	35	1.5	47	29-0	15	26	10	124	5.4

RAKEEM CHRISTMAS (#25)

Height: 6-9 **Weight:** 255 **Birthdate:** December 1, 1991 **College:** Syracuse
Acquired: July 23, 2015, from Cleveland, in exchange for a second round draft pick

3-POINT																				
YR	G	GS	MIN	FGM-FGA	PCT	FGM-FGA	PCT	FTM-FTA	PCT	OR	DR	TR	AVG	AST	PF-DQ	ST	TO	BKS	PTS	AVG
2015-16	1	0	6	2-2	1.000	0-0	---	0-0	---	1	0	1	1.0	0	1-0	0	0	0	4	4.0

STEVE CHUBIN (#30)

Height: 6-2 **Weight:** 200 **Birthdate:** February 8, 1944 **College:** Rhode Island '66
Acquired: December 19, 1968, from Minnesota in exchange for Mike Lewis
Traded: January 31, 1969, to New York in exchange for Ron Perry
Acquired: November 1969, from New York

3-POINT																				
YR	G	GS	MIN	FGM-FGA	PCT	FGM-FGA	PCT	FTM-FTA	PCT	OR	DR	TR	AVG	AST	PF-DQ	ST	TO	BKS	PTS	AVG
1968-69	24	9	725	101-245	.412	1-6	.167	129-162	.796	40	55	95	4.0	125	104-1	---	86	---	332	13.8
1969-70	32	--	381	41-93	.441	2-4	.500	50-60	.833	23	18	41	1.3	69	73-1	---	63	---	134	4.2
ABA (2)	56	9	1106	142-338	.420	3-10	.300	179-222	.806	63	73	136	2.4	194	177-2	---	149	---	466	8.3

DARREN COLLISON (#2)

Height: 6-0 **Weight:** 170 **Birthdate:** August, 23, 1987 **College:** UCLA
Acquired: August 11, 2010, from New Orleans, along with James Posey, in a four-team trade that sent Troy Murphy from Indiana to New Jersey
Traded: July 12, 2012, to Dallas, along with Dahntay Jones, in exchange for Ian Mahinmi

YR	G	GS	MIN	3-POINT										PF-DQ	ST	TO	BKS	PTS	AVG	
				FGM-FGA	PCT	FGM-FGA	PCT	FTM-FTA	PCT	OR	DR	TR	AVG							AST
2010-11	79	79	2360	398-870	.457	41-124	.331	202-232	.871	40	185	225	2.8	403	109-1	87	194	14	1039	13.2
2011-12	60	56	1878	230-523	.440	34-94	.362	127-153	.830	30	157	187	3.1	287	101-0	49	114	14	621	10.4
NBA (2)	139	135	4238	628-1393	.451	75-218	.344	329-385	.855	70	342	412	3.0	690	210-1	136	308	28	1660	11.9

PLAYOFF STATISTICS

2010-11	5	5	146	18-46	.391	4-6	.667	7-11	.636	4	9	13	2.6	20	7-0	5	9	2	47	9.4
2011-12	11	0	205	36-70	.514	4-11	.364	20-23	.870	3	11	14	1.3	33	11-0	14	11	0	96	8.7
NBA (2)	16	5	351	54-116	.466	8-17	.471	27-34	.794	7	20	27	1.7	53	18-0	19	20	2	143	8.9

LEROY COMBS (#34)

Height: 6-8 **Weight:** 210 **Birthdate:** January 1, 1961 **College:** Oklahoma State '83
Drafted: Second Round (26th pick) 1983
Waived: October 15, 1984

3-POINT																				
YR	G	GS	MIN	FGM-FGA	PCT	FGM-FGA	PCT	FTM-FTA	PCT	OR	DR	TR	AVG	AST	PF-DQ	ST	TO	BKS	PTS	AVG
1983-84	48	0	446	81-163	.497	0-3	.000	56-91	.615	19	37	56	1.2	38	49-0	23	46	18	218	4.5

LESTER CONNER (#12)

Height: 6-4 **Weight:** 180 **Birthdate:** September 17, 1959 **College:** Oregon State '82
Signed: April 5, 1994, as a free agent

3-POINT																				
YR	G	GS	MIN	FGM-FGA	PCT	FGM-FGA	PCT	FTM-FTA	PCT	OR	DR	TR	AVG	AST	PF-DQ	ST	TO	BKS	PTS	AVG
1993-94	11	0	169	14-38	.368	0-3	.000	3-6	.500	10	14	24	2.2	31	12-0	14	9	1	31	2.8

PLAYOFF STATISTICS

1993-94	6	0	22	2-5	.400	0-0	---	2-2	1.000	1	3	4	0.7	0	2-0	1	0	0	6	1.0
---------	---	---	----	-----	------	-----	-----	-----	-------	---	---	---	-----	---	-----	---	---	---	---	-----

CHRIS COPELAND (#22)

Height: 6-8 **Weight:** 235 **Birthdate:** March 17, 1984 **College:** Colorado
Signed: July 14, 2013, as a free agent

YR	G	GS	3-POINT																	
			MIN	FGM-FGA	PCT	FGM-FGA	PCT	FTM-FTA	PCT	OR	DR	TR	AVG	AST	PF-DO	ST	TO	BKS	PTS	AVG
2013-14	41	0	265	55-117	.470	33-79	.418	10-14	.714	7	25	32	0.8	18	38-0	3	14	7	153	3.7
2014-15	50	12	828	112-310	.361	52-167	.311	33-45	.733	23	88	111	2.2	51	78-0	11	59	11	309	6.2
NBA (2)	91	12	1093	167-427	.391	85-246	.346	43-59	.729	30	113	143	1.6	69	116-0	14	73	18	462	5.1

PLAYOFF STATISTICS

2013-14	12	0	82	12-28	.429	6-16	.375	6-9	.667	1	4	5	0.4	1	13-0	3	5	3	36	3.0
---------	----	---	----	-------	------	------	------	-----	------	---	---	---	-----	---	------	---	---	---	----	-----

AUSTIN CROSHERE (#44)

Height: 6-9 **Weight:** 235 **Birthdate:** May 1, 1975 **College:** Providence '97
Drafted: First Round (12th pick) 1997
Traded: July 12, 2006, to Dallas, in exchange for Marquis Daniels

YR	G	GS	3-POINT																	
			MIN	FGM-FGA	PCT	FGM-FGA	PCT	FTM-FTA	PCT	OR	DR	TR	AVG	AST	PF-DQ	ST	TO	BKS	PTS	AVG
1997-98	26	0	243	32-86	.372	4-13	.308	8-14	.571	10	35	45	1.7	8	32-1	9	13	5	76	2.9
1998-99	27	0	249	32-75	.427	8-29	.276	20-23	.870	16	29	45	1.7	10	32-0	7	23	8	92	3.4
1999-00	81	14	1885	288-653	.441	63-174	.362	196-231	.848	135	381	516	6.4	89	203-2	44	121	60	835	10.3
2000-01	81	23	1874	276-701	.394	70-207	.338	200-231	.866	123	264	387	4.8	92	180-1	36	136	50	822	10.1
2001-02	76	1	1286	185-448	.413	49-145	.338	97-114	.851	74	220	294	3.9	77	106-0	26	67	29	516	6.8
2002-03	49	0	633	86-209	.411	27-69	.391	53-65	.815	40	115	155	3.2	56	48-0	6	28	13	252	5.1
2003-04	77	0	1051	119-307	.388	56-144	.389	93-104	.894	60	183	243	3.2	52	101-0	24	55	14	387	5.0
2004-05	73	22	1827	188-497	.378	45-174	.259	226-256	.883	103	272	375	5.1	98	154-1	48	104	17	647	8.9
2005-06	50	26	1148	132-285	.463	54-140	.386	90-102	.882	62	203	265	5.3	62	105-2	22	48	7	408	8.2
NBA (9)	540	86	10196	1338-3261	.410	376-1095	.343	983-1140	.862	623	1702	2325	4.3	544	961-7	222	595	203	4035	7.5

PLAYOFF STATISTICS

1998-99	1	0	1	0-1	.000	0-0	---	2-2	1.000	1	0	1	1.0	0	0-0	0	0	0	2	2.0
1999-00	23	2	490	64-153	.418	15-37	.405	73-87	.839	31	78	109	4.7	19	51-0	9	25	16	216	9.4
2000-01	4	0	129	14-35	.400	2-10	.200	13-15	.867	5	15	20	5.0	6	15-1	4	9	2	43	10.8
2001-02	4	0	59	8-20	.400	2-6	.333	6-8	.750	4	10	14	3.5	2	7-1	1	6	1	24	6.0
2002-03	4	0	46	5-19	.263	0-6	.000	6-7	.857	8	9	17	4.3	3	5-0	0	3	1	16	4.0
2003-04	13	2	214	19-55	.345	8-24	.333	17-21	.810	13	27	40	3.1	12	17-1	4	6	3	63	4.8
2004-05	10	0	88	4-10	.400	2-4	.500	15-18	.833	7	10	17	1.7	0	10-0	4	6	1	25	2.5
2005-06	6	2	175	12-38	.316	9-23	.391	16-18	.889	5	17	22	3.7	7	11-0	5	6	0	49	8.2
NBA (8)	65	6	1202	126-331	.381	38-110	.345	148-176	.841	74	166	240	3.7	49	116-3	27	61	24	438	6.7

MICHAEL CURRY (#12)

Height: 6-5 **Weight:** 210 **Birthdate:** August 22, 1968 **College:** Georgia Southern '90
Signed: December 13, 2004, as a free agent
Waived: March 4, 2005

3-POINT																				
YR	G	GS	MIN	FGM-FGA	PCT	FGM-FGA	PCT	FTM-FTA	PCT	OR	DR	TR	AVG	AST	PF-DQ	ST	TO	BKS	PTS	AVG
2004-05	18	7	249	13-29	.448	0-0	---	4-8	.500	8	19	27	1.5	15	39-0	5	5	4	30	1.7

ERICK DAMPIER (#25)

Height: 6-11 **Weight:** 265 **Birthdate:** July 14, 1974 **College:** Mississippi State '97
Drafted: First Round (10th pick) 1996
Traded: August 12, 1997, to Golden State, along with Duane Ferrell, in exchange for Chris Mullin

3-POINT																				
YR	G	GS	MIN	FGM-FGA	PCT	FGM-FGA	PCT	FTM-FTA	PCT	OR	DR	TR	AVG	AST	PF-DQ	ST	TO	BKS	PTS	AVG
1996-97	72	21	1052	131-336	.390	1-1	1.000	107-168	.637	96	198	294	4.1	43	153-1	19	84	73	370	5.1

MARQUIS DANIELS (#6)

Height: 6-6 **Weight:** 200 **Birthdate:** January 7, 1981 **College:** Auburn '03
Acquired: July 12, 2006, from Dallas in exchange for Austin Croshere

3-POINT																				
YR	G	GS	MIN	FGM-FGA	PCT	FGM-FGA	PCT	FTM-FTA	PCT	OR	DR	TR	AVG	AST	PF-DQ	ST	TO	BKS	PTS	AVG
2006-07	45	4	800	129-281	.459	6-26	.231	56-80	.700	26	56	82	1.8	57	56-0	27	55	7	320	7.1
2007-08	74	1	1546	241-561	.430	27-102	.265	97-139	.698	66	146	212	2.9	137	121-0	79	112	18	606	8.2
2008-09	54	43	1700	311-689	.451	18-90	.200	93-129	.721	80	168	248	4.6	114	120-0	62	94	26	733	13.6
NBA (3)	173	48	4046	681-1531	.445	51-218	.234	246-348	.707	172	370	542	3.1	308	297-0	168	261	51	1659	9.6

MEL DANIELS (#34)

Height: 6-9 **Weight:** 220 **Birthdate:** July 20, 1944

College: New Mexico '67

Acquired: May 25, 1968, from Minnesota in exchange for James Dawson, Ron Kozlicki and a first-round draft pick

Traded: July 1974, to Memphis, along with Freddie Lewis, in exchange for Charlie Edge and cash

YR	3-POINT																			
	G	GS	MIN	FGM-FGA	PCT	FTM-FTA	PCT	OR	DR	TR	AVG	AST	PF-DQ	ST	TO	BKS	PTS	AVG		
1968-69	76	72	2934	712-1496	.476	0-4	.000	400-662	.604	383	873	1256	16.5	116	276-8	---	272	---	1824	24.0
1969-70	83	--	3039	613-1295	.473	0-2	.000	330-489	.675	423	1039	1462	17.6	131	309-7	---	307	---	1556	18.7
1970-71	82	--	3170	698-1357	.514	1-13	.077	326-480	.679	394	1081	1475	18.0	178	292-8	---	230	---	1723	21.0
1971-72	79	77	2971	598-1184	.505	0-6	.000	317-451	.703	383	914	1297	16.4	176	289-6	---	239	---	1513	19.2
1972-73	81	80	3103	587-1217	.482	1-4	.250	322-446	.722	348	899	1247	15.4	177	315-8	56	275	157	1497	18.5
1973-74	78	69	2539	492-1117	.440	0-0	---	217-287	.756	251	655	906	11.6	122	283-7	56	215	92	1201	15.4
ABA (6)	479	298	17756	3700-7666	.483	2-29	.069	1912-2815	.679	2182	5461	7643	16.0	900	1764-44	112	1538	249	9314	19.4

PLAYOFF STATISTICS

1968-69	17	16	570	127-301	.422	0-1	.000	79-130	.608	75	162	237	13.9	22	75-1	---	57	---	333	19.6
1969-70	15	15	533	108-243	.444	0-1	.000	74-111	.667	91	174	265	17.7	15	62-1	---	48	---	290	19.3
1970-71	11	11	457	94-194	.485	0-0	---	48-63	.762	70	142	212	19.3	16	38-0	---	26	---	235	21.4
1971-72	20	20	744	121-252	.480	0-3	.000	64-85	.753	97	205	302	15.1	28	85-4	---	58	---	306	15.3
1972-73	18	18	636	112-238	.471	0-0	---	62-81	.765	70	178	248	13.8	40	76-2	3	39	31	286	15.9
1973-74	14	14	498	69-172	.401	0-0	---	33-43	.767	35	125	160	11.4	27	50-0	11	30	14	171	12.2
ABA (6)	95	94	3438	631-1400	.451	0-5	.000	360-513	.701	438	986	1424	15.0	148	386-8	14	258	45	1621	17.1

ADRIAN DANTLEY (#4)

Height: 6-5 **Weight:** 210 **Birthdate:** February 28, 1956 **College:** Notre Dame '76

Acquired: September 1, 1977, from Buffalo, along with Mike Bantom, in exchange for Billy Knight

Traded: December 13, 1977, to the L.A. Lakers, along with Dave Robisch, in exchange for James Edwards, Earl Tatum and cash

YR	3-POINT																			
	G	GS	MIN	FGM-FGA	PCT	FTM-FTA	PCT	OR	DR	TR	AVG	AST	PF-DQ	ST	TO	BKS	PTS	AVG		
1977-78	23	23	948	201-403	.499	---	---	207-263	.787	94	122	216	9.4	65	76-1	48	67	17	609	26.5

OLIVER DARDEN (#33)

Height: 6-7 **Weight:** 240 **Birthdate:** July 28, 1944

College: Michigan '66

Signed: September 1967 (original signee)

Traded: October 1968, to New York in exchange for cash

YR	G	GS	MIN	3-POINT																
				FGM-FGA	PCT	FTM-FTA	PCT	OR	DR	TR	AVG	AST	PF-DQ	ST	TO	BKS	PTS	AVG		
1967-68	77	--	2045	371-831	.446	0-1	.000	180-270	.667	185	342	527	6.8	69	277-2	---	140	---	922	12.0
1968-69	26	--	288	47-121	.388	1-4	.250	16-23	.696	22	68	90	3.5	13	48-0	---	25	---	111	4.3
ABA (2)	103	--	2333	418-952	.439	1-5	.200	196-293	.669	207	410	617	6.0	82	325-2	---	165	---	1033	10.0

PLAYOFF STATISTICS

1967-68	3	3	60	16-28	.571	0-0	---	3-5	.600	12	15	27	9.0	4	13-0	---	4	---	35	11.7
1969-70	8	0	21	2-6	.333	0-0	---	0-0	---	2	2	4	0.5	2	3-0	---	3	---	4	0.5
ABA (2)	11	3	81	18-34	.529	0-0	---	3-5	.600	14	17	31	2.8	6	16-0	---	7	---	39	3.5

ANTONIO DAVIS (#33)

Height: 6-9 **Weight:** 230 **Birthdate:** October 31, 1968 **College:** Texas-El Paso '90

Drafted: Second Round (45th pick) 1990

Traded: August 5, 1999, to Toronto in exchange for the draft rights to Jonathan Bender

YR	G	GS	MIN	3-POINT																
				FGM-FGA	PCT	FTM-FTA	PCT	OR	DR	TR	AVG	AST	PF-DQ	ST	TO	BKS	PTS	AVG		
1993-94	81	4	1732	216-425	.508	0-1	.000	194-302	.642	190	315	505	6.2	55	189-1	45	107	84	626	7.7
1994-95	44	1	1030	109-245	.445	0-0	---	117-174	.672	105	175	280	6.4	25	134-2	19	64	29	335	7.6
1995-96	82	14	2092	236-482	.490	1-2	.500	246-345	.713	188	313	501	6.1	43	248-6	33	87	66	719	8.8
1996-97	82	28	2335	308-641	.480	1-14	.071	241-362	.666	190	408	598	7.3	65	260-4	42	141	84	858	10.5
1997-98	82	12	2191	254-528	.481	0-3	.000	277-398	.696	192	368	560	6.8	61	234-6	45	103	72	785	9.6
1998-99	49	1	1271	164-348	.471	0-0	---	135-192	.703	116	228	344	7.0	33	136-3	22	50	42	463	9.4
NBA (6)	420	60	10651	1287-2669	.482	2-20	.100	1210-1773	.682	981	1807	2788	6.6	282	1201-22	206	552	377	3786	9.0

PLAYOFF STATISTICS

1993-94	16	0	401	48-89	.539	1-1	1.000	37-66	.561	37	69	106	6.6	7	47-0	11	22	18	134	8.4
1994-95	17	0	367	32-71	.451	0-0	---	37-59	.627	38	59	97	5.7	7	61-0	9	23	11	101	5.9
1995-96	5	0	127	13-25	.520	0-0	---	13-15	.867	12	19	31	6.2	3	12-0	3	10	6	39	7.8
1997-98	16	0	459	42-91	.462	0-0	---	63-94	.670	37	71	108	6.8	14	65-5	12	25	18	147	9.2
1998-99	13	0	326	31-75	.413	0-0	---	41-62	.661	23	69	92	7.1	8	39-0	5	20	14	103	7.9
NBA (5)	67	0	2680	266-585	.455	1-1	1.000	181-306	.592	157	283	484	6.5	30	234-5	36	120	67	584	8.6

BRAD DAVIS (#30)

Height: 6-3 **Weight:** 180 **Birthdate:** December 17, 1955 **College:** Maryland '77
Signed: February 14, 1979, as a free agent
Waived: October 22, 1979

		3-POINT																		
YR	G	GS	MIN	FGM-FGA	PCT	FGM-FGA	PCT	FTM-FTA	PCT	OR	DR	TR	AVG	AST	PF-DQ	ST	TO	BKS	PTS	AVG
1978-79	22	0	233	23-44	.523	---	---	13-19	.684	1	15	16	0.7	43	22-0	14	11	2	59	2.7
1979-80	5	0	43	2-7	.286	0-0	---	3-4	.750	0	2	2	0.4	5	7-0	3	3	0	7	1.4
NBA (2)	27	0	276	25-51	.490	0-0	---	16-23	.696	1	17	18	0.7	48	29-0	17	14	2	66	2.4

DALE DAVIS (#32)

Height: 6-11 **Weight:** 230 **Birthdate:** March 25, 1969 **College:** Clemson '91
Drafted: First Round (13th pick) 1991
Traded: August 31, 2000, to Portland in exchange for Joe Kleine and Jermaine O'Neal
Signed: March 4, 2005, as a free agent

		3-POINT																		
YR	G	GS	MIN	FGM-FGA	PCT	FGM-FGA	PCT	FTM-FTA	PCT	OR	DR	TR	AVG	AST	PF-DQ	ST	TO	BKS	PTS	AVG
1991-92	64	23	1301	154-279	.552	0-1	.000	87-152	.572	158	252	410	6.4	30	191-2	27	49	74	395	6.2
1992-93	82	82	2264	304-535	.568	0-0	---	119-225	.529	291	432	723	8.8	69	274-5	63	79	148	727	8.9
1993-94	66	64	2292	308-582	.529	0-1	.000	155-294	.527	280	438	718	10.9	100	214-1	48	102	106	771	11.7
1994-95	74	70	2346	324-576	.563	0-1	.000	138-259	.533	259	437	696	9.4	58	222-2	72	124	116	786	10.6
1995-96	78	77	2617	334-599	.558	0-0	---	135-289	.467	252	457	709	9.1	76	238-0	56	119	112	803	10.3
1996-97	80	76	2589	370-688	.538	0-0	---	92-215	.428	301	471	772	9.7	59	233-3	60	108	77	832	10.4
1997-98	78	78	2174	273-498	.548	0-0	---	80-172	.465	233	378	611	7.8	70	209-1	51	73	87	626	8.0
1998-99	50	50	1374	161-302	.533	0-0	---	76-123	.618	155	261	416	8.3	22	115-0	20	43	57	398	8.0
1999-00	74	72	2127	302-602	.502	0-0	---	139-203	.685	256	473	729	9.9	64	203-1	52	91	94	743	10.0
2004-05	25	25	730	67-125	.536	0-0	---	38-61	.623	91	131	222	8.9	24	83-0	19	23	33	172	6.9
NBA (10)	671	617	19814	2597-4786	.543	0-3	.000	1059-1993	.531	2276	3730	6006	9.0	572	1982-15	468	811	904	6253	9.3

PLAYOFF STATISTICS

YR	G	GS	MIN	FGM-FGA	PCT	FGM-FGA	PCT	FTM-FTA	PCT	OR	DR	TR	AVG	AST	PF-DQ	ST	TO	BKS	PTS	AVG
1991-92	3	0	69	4-10	.400	0-0	---	0-0	---	5	14	19	6.3	2	8-0	0	1	5	8	2.7
1992-93	4	4	117	8-12	.667	0-0	---	1-4	.250	4	28	32	8.0	4	15-0	4	3	4	17	4.3
1993-94	16	16	578	56-106	.528	0-1	.000	11-36	.306	63	96	159	9.9	11	52-0	18	30	17	123	7.7
1994-95	17	17	490	56-105	.533	0-0	---	23-47	.489	53	83	136	8.0	6	56-0	7	22	14	135	7.9
1995-96	5	5	184	16-31	.516	0-0	---	4-11	.364	20	36	56	11.2	4	16-0	3	10	6	36	7.2
1997-98	16	16	466	56-86	.651	0-0	---	29-64	.453	44	76	120	7.5	12	42-0	5	21	18	141	8.8
1998-99	13	13	394	45-77	.584	0-0	---	28-50	.560	45	87	132	10.2	11	42-0	10	21	18	118	9.1
1999-00	23	23	714	79-151	.523	0-0	---	32-59	.542	83	180	263	11.4	17	83-4	11	18	31	190	8.3
2004-05	13	13	311	26-58	.448	0-0	---	17-25	.680	37	44	81	6.2	5	35-0	9	9	6	69	5.3
NBA (9)	110	107	3323	346-636	.544	0-1	.000	145-296	.490	354	644	998	9.1	72	349-4	67	135	119	837	7.6

JOHNNY DAVIS (#16)

Height: 6-2 **Weight:** 170 **Birthdate:** October 21, 1955 **College:** Dayton '76
Acquired: June 8, 1978, from Portland, along with a first-round draft pick, in exchange for Indiana's 1978 first-round draft pick
Traded: December 31, 1982, to Atlanta in exchange for a second-round draft pick, cash and future considerations

		3-POINT																		
YR	G	GS	MIN	FGM-FGA	PCT	FGM-FGA	PCT	FTM-FTA	PCT	OR	DR	TR	AVG	AST	PF-DQ	ST	TO	BKS	PTS	AVG
1978-79	79	79	2971	565-1240	.456	---	---	314-396	.793	70	121	191	2.4	453	177-1	95	214	22	1444	18.3
1979-80	82	82	2912	496-1159	.428	4-42	.095	304-352	.864	102	124	226	2.8	440	178-0	110	202	23	1300	15.9
1980-81	76	73	2536	426-917	.465	4-33	.121	238-299	.796	56	114	170	2.2	480	179-2	95	167	14	1094	14.4
1981-82	82	70	2664	538-1153	.467	5-27	.185	315-394	.799	72	106	178	2.2	346	176-1	76	186	11	1396	17.0
NBA (4)	319	304	11083	2025-4469	.453	13-102	.127	1171-1441	.813	300	465	765	2.4	1719	710-4	376	769	70	5234	16.4

PLAYOFF STATISTICS

YR	G	GS	MIN	FGM-FGA	PCT	FGM-FGA	PCT	FTM-FTA	PCT	OR	DR	TR	AVG	AST	PF-DQ	ST	TO	BKS	PTS	AVG
1980-81	2	2	74	14-35	.400	0-1	.000	12-13	.923	2	6	8	4.0	11	6-0	2	1	0	40	20.0

JIM DAWSON (#12)

Height: 6-0 **Weight:** 173 **Birthdate:** April 18, 1945 **College:** Illinois '67
Drafted: Fourth Round 1967
Traded: May 25, 1968, to Minnesota, along with Ron Kozlicki and a first-round draft pick, in exchange for Mel Daniels

		3-POINT																		
YR	G	GS	MIN	FGM-FGA	PCT	FGM-FGA	PCT	FTM-FTA	PCT	OR	DR	TR	AVG	AST	PF-DQ	ST	TO	BKS	PTS	AVG
1967-68	21	0	288	46-133	.346	1-7	.143	25-43	.581	10	11	21	1.0	32	16-0	---	16	---	118	5.6

DON DEE (#40)

Height: 6-8 **Weight:** 210 **Birthdate:** August 9, 1943 **College:** St. Mary's of the Plains '68
Drafted: Fourth Round 1968

YR	G	GS	MIN	3-POINT			PCT	FTM-FTA	PCT	OR	DR	TR	AVG	AST	PF-DQ	ST	TO	BKS	PTS	AVG
				FGM-FGA	PCT	FGM-FGA														
1968-69	58	19	989	138-387	.357	0-1	.000	56-75	.747	104	188	292	5.0	33	179-9	---	72	---	332	5.7
PLAYOFF STATISTICS																				
1968-69	12	0	41	4-13	.308	0-0	---	0-0	---	---	---	10	0.8	1	10-0	---	4	---	8	0.7

TRAVIS DIENER (#12)

Height: 6-1 **Weight:** 175 **Birthdate:** March 1, 1982 **College:** Marquette '05
Signed: July 23, 2007, as a free agent
Waived: March 1, 2010

YR	G	GS	MIN	3-POINT			PCT	FTM-FTA	PCT	OR	DR	TR	AVG	AST	PF-DQ	ST	TO	BKS	PTS	AVG
				FGM-FGA	PCT	FGM-FGA														
2007-08	66	21	1356	159-430	.370	74-233	.318	64-71	.901	26	89	115	1.7	251	107-1	35	55	4	456	6.9
2008-09	55	0	719	74-179	.413	46-118	.390	12-15	.800	6	80	86	1.6	122	42-0	26	21	5	206	3.7
2009-10	4	0	25	1-6	.167	1-5	.200	0-2	.000	0	2	2	.5	4	1-0	3	0	0	3	0.8
NBA (3)	125	21	2100	234-615	.380	121-356	.340	76-88	.864	32	171	203	1.6	377	150-1	64	76	9	665	5.3

BYRON DINKINS (#5)

Height: 6-2 **Weight:** 170 **Birthdate:** June 15, 1967 **College:** North Carolina-Charlotte '89
Signed: January 16, 1991, as a free agent

YR	G	GS	MIN	3-POINT			PCT	FTM-FTA	PCT	OR	DR	TR	AVG	AST	PF-DQ	ST	TO	BKS	PTS	AVG
				FGM-FGA	PCT	FGM-FGA														
1990-91	2	0	5	1-1	1.000	0-0	---	0-0	---	0	1	1	0.5	0	3-0	0	0	0	2	1.0

IKE DIOGU (#1)

Height: 6-8 **Weight:** 255 **Birthdate:** September 11, 1981 **College:** Arizona State '06
Acquired: January 19, 2007, from Golden State, along with Mike Dunleavy, Keith McLeod and Troy Murphy, in exchange for Al Harrington, Stephen Jackson, Sarunas Jasikevicius and Josh Powell
Traded: July 9, 2008, along with Jerryd Bayless, to Portland in exchange for Jarrett Jack, Josh McRoberts and Brandon Rush

YR	G	GS	MIN	3-POINT			PCT	FTM-FTA	PCT	OR	DR	TR	AVG	AST	PF-DQ	ST	TO	BKS	PTS	AVG
				FGM-FGA	PCT	FGM-FGA														
2006-07	42	2	538	83-183	.454	0-0	---	77-96	.802	54	86	140	3.3	20	87-2	5	49	15	243	5.8
2007-08	30	1	305	64-134	.478	0-0	---	40-47	.851	38	47	85	2.8	10	43-0	7	20	3	168	5.6
NBA (2)	72	3	843	147-317	.464	0-0	---	117-143	.818	92	133	225	3.1	30	130-2	12	69	18	411	5.7

GREG DREILING (#54)

Height: 7-1 **Weight:** 250 **Birthdate:** November 7, 1963 **College:** Kansas '86
Drafted: Second Round (26th pick) 1986

YR	G	GS	MIN	3-POINT			PCT	FTM-FTA	PCT	OR	DR	TR	AVG	AST	PF-DQ	ST	TO	BKS	PTS	AVG
				FGM-FGA	PCT	FGM-FGA														
1986-87	24	0	128	16-37	.432	0-0	---	10-12	.833	12	31	43	1.8	7	42-0	2	7	2	42	1.8
1987-88	20	0	74	8-17	.471	0-0	---	18-26	.692	3	14	17	0.9	5	19-0	2	11	4	34	1.7
1988-89	53	4	396	43-77	.558	0-0	---	43-64	.672	39	53	92	1.7	18	100-0	5	39	11	129	2.4
1989-90	49	0	307	20-53	.377	0-0	---	25-34	.735	21	66	87	1.8	8	69-0	4	19	14	65	1.3
1990-91	73	42	1031	98-194	.505	0-2	.000	63-105	.600	66	189	255	3.5	51	178-1	24	57	29	259	3.5
1991-92	60	23	509	43-87	.494	1-1	1.000	30-40	.750	22	74	96	1.6	25	123-1	10	31	16	117	2.0
1992-93	43	0	239	19-58	.328	0-4	.000	8-15	.533	26	40	66	1.5	8	60-0	5	9	8	46	1.1
NBA (7)	322	69	2684	247-523	.472	1-7	.143	197-296	.666	189	467	656	2.0	122	591-2	52	173	84	692	2.1

PLAYOFF STATISTICS

1986-87	0	0	0	0-0	---	0-0	---	0-0	---	0	0	0	---	0	0-0	0	0	0	0	0.0
1989-90	0	0	0	0-0	---	0-0	---	0-0	---	0	0	0	---	0	0-0	0	0	0	0	0.0
1990-91	5	5	75	5-15	.333	0-0	---	4-6	.667	8	10	18	3.6	0	17-0	0	3	0	14	2.8
1991-92	1	0	3	0-0	---	0-0	---	0-0	---	0	0	0	---	0	2-0	0	0	0	0	0.0
1992-93	2	0	4	1-1	1.000	1-1	1.000	0-0	---	0	1	1	0.5	0	1-0	0	0	0	3	1.5
NBA (5)	8	5	82	6-16	.375	1-1	1.000	4-6	.667	8	11	19	2.4	0	20-0	0	3	0	17	2.1

MIKE DUNLEAVY (#17)

Height: 6-9 **Weight:** 230 **Birthdate:** September 15, 1980 **College:** Duke '03
Acquired: January 19, 2007, from Golden State, along with Ike Diogu, Keith McLeod and Troy Murphy, in exchange for Al Harrington, Stephen Jackson, Sarunas Jasikevicius and Josh Powell

YR	G	GS	MIN	3-POINT																
				FGM-FGA	PCT	FGM-FGA	PCT	FTM-FTA	PCT	OR	DR	TR	AVG	AST	PF-DQ	ST	TO	BKS	PTS	AVG
2006-07	43	43	1529	218-480	.454	34-120	.283	133-168	.792	44	200	244	5.7	111	120-1	46	78	10	603	14.0
2007-08	82	82	2953	532-1117	.476	165-389	.424	336-403	.834	59	365	424	5.2	288	208-4	86	190	31	1565	19.1
2008-09	18	14	495	93-232	.401	32-90	.356	53-65	.815	14	54	68	3.8	44	36-0	12	38	9	271	15.1
2009-10	67	15	1486	229-558	.410	75-236	.318	133-158	.842	25	211	236	3.5	103	105-0	38	72	15	666	9.9
2010-11	61	44	1683	240-520	.462	102-254	.402	100-125	.800	28	248	276	4.5	105	107-0	40	69	30	682	11.2
NBA (5)	271	198	8146	1312-2907	.451	408-1089	.375	755-919	.822	170	1078	1248	4.6	651	576-5	222	447	95	3787	14.0
PLAYOFF STATISTICS																				
2010-11	5	-	72	7-20	.350	3-10	.300	8-12	.667	0	6	6	1.2	8	3-0	4	1	0	25	5.0

JOHN DUREN (#44)

Height: 6-3 **Weight:** 190 **Birthdate:** October 30, 1958 **College:** Georgetown '80
Signed: October 10, 1982, as a free agent
Waived: September 29, 1983

3-POINT																				
YR	G	GS	MIN	FGM-FGA	PCT	FGM-FGA	PCT	FTM-FTA	PCT	OR	DR	TR	AVG	AST	PF-DQ	ST	TO	BKS	PTS	AVG
1982-83	82	24	1433	163-360	.453	0-13	.000	43-54	.796	38	69	107	1.3	200	203-2	66	96	5	369	4.5

DEVIN DURRANT (#7)

Height: 6-7 **Weight:** 195 **Birthdate:** October 20, 1960 **College:** Brigham Young '84
Drafted: Second Round (25th pick) 1984
Waived: October 4, 1984

3-POINT																				
YR	G	GS	MIN	FGM-FGA	PCT	FGM-FGA	PCT	FTM-FTA	PCT	OR	DR	TR	AVG	AST	PF-DQ	ST	TO	BKS	PTS	AVG
1984-85	59	8	756	114-274	.416	0-3	.000	72-102	.706	49	75	124	2.1	80	106-0	19	77	10	300	5.1

KENTON EDELIN (#25)

Height: 6-8 **Weight:** 204 **Birthdate:** May 24, 1962 **College:** Virginia '84
Drafted: Seventh Round (140th pick) 1984
Waived: October 24, 1984
Signed: January 10, 1985, as a free agent

3-POINT																				
YR	G	GS	MIN	FGM-FGA	PCT	FGM-FGA	PCT	FTM-FTA	PCT	OR	DR	TR	AVG	AST	PF-DQ	ST	TO	BKS	PTS	AVG
1984-85	10	1	143	4-13	.308	0-0	---	3-8	.375	8	18	26	2.6	10	39-1	5	3	4	11	1.1

CHARLIE EDGE (#35)

Height: 6-6 **Weight:** 210 **Birthdate:** February 27, 1950 **College:** Lemoyne-Owen '73
Acquired: July 1974, from Memphis, along with cash, in exchange for Mel Daniels and Freddie Lewis
Traded: September 11, 1975, to Utah in exchange for cash

3-POINT																				
YR	G	GS	MIN	FGM-FGA	PCT	FGM-FGA	PCT	FTM-FTA	PCT	OR	DR	TR	AVG	AST	PF-DQ	ST	TO	BKS	PTS	AVG
1974-75	77	6	1142	195-386	.505	0-3	.000	63-114	.553	164	176	340	4.4	39	103-0	53	82	35	453	5.9

PLAYOFF STATISTICS

1974-75	7	0	42	2-8	.250	0-0	---	0-0	---	4	5	9	1.3	2	6-0	0	5	0	4	0.6
---------	---	---	----	-----	------	-----	-----	-----	-----	---	---	---	-----	---	-----	---	---	---	---	-----

BOBBY JOE EDMONDS (#42)

Height: 6-7 **Weight:** 225 **Birthdate:** March 8, 1941 **College:** Tennessee A&I '67
Signed: September 1967 (original signee)

YR	G	GS	MIN	3-POINT																
				FGM-FGA	PCT	FGM-FGA	PCT	FTM-FTA	PCT	OR	DR	TR	AVG	AST	PF-DQ	ST	TO	BKS	PTS	AVG
1967-68	72	0	1338	213-488	.436	1-6	.167	150-229	.655	133	241	374	5.2	29	183-4	---	123	---	577	8.0
1969-70	3	0	12	1-5	.200	0-0	---	1-3	.333	2	2	4	1.3	0	0-0	---	1	---	3	1.0
ABA (2)	75	0	1350	214-493	.434	1-6	.167	151-232	.651	135	243	378	5.0	29	183-4	---	124	---	580	7.7

PLAYOFF STATISTICS

1967-68	3	0	47	6-14	.429	1-2	.500	7-9	.778	---	---	18	6.0	2	12-1	---	5	---	20	6.7
---------	---	---	----	------	------	-----	------	-----	------	-----	-----	----	-----	---	------	-----	---	-----	----	-----

TYUS EDNEY (#2)**Height:** 5-10 **Weight:** 152 **Birthdate:** February 14, 1973 **College:** UCLA '95**Signed:** September 30, 2000, as a free agent

YR	G	GS	MIN	3-POINT										PCT	OR	DR	TR	AVG	AST	PF-DQ	ST	TO	BKS	PTS	AVG
				FGM-FGA	PCT	FGM-FGA	PCT	FTM-FTA	PCT	OR	DR	TR	AVG												
2000-01	24	0	263	35-91	.385	1-6	.167	35-39	.897	5	19	24	1.0	54	17-0	17	25	0	106	4.4					

PLAYOFF STATISTICS

2000-01	2	0	10	2-7	.286	0-1	.000	0-1	.000	0	0	0	0.0	3	1-0	1	0	0	4	2.0					
---------	---	---	----	-----	------	-----	------	-----	------	---	---	---	-----	---	-----	---	---	---	---	-----	--	--	--	--	--

JAMES EDWARDS (#40)**Height:** 7-0 **Weight:** 225 **Birthdate:** November 22, 1955 **College:** Washington '77**Acquired:** December 13, 1977, from the L.A. Lakers, along with Earl Tatum and cash, in exchange for Adrian Dantley and Dave Robisch**Signed:** May 25, 1981, with Cleveland as a free agent; Indiana compensated with two second-round draft picks

YR	G	GS	MIN	3-POINT										PCT	OR	DR	TR	AVG	AST	PF-DQ	ST	TO	BKS	PTS	AVG
				FGM-FGA	PCT	FGM-FGA	PCT	FTM-FTA	PCT	OR	DR	TR	AVG												
1977-78	58	52	1682	350-777	.450	---	---	192-296	.649	153	282	435	7.5	56	233-9	37	112	50	892	15.4					
1978-79	82	82	2546	534-1065	.501	---	---	298-441	.676	179	514	693	8.5	92	363-16	60	162	109	1366	16.7					
1979-80	82	82	2314	528-1032	.512	0-1	.000	231-339	.681	179	399	578	7.0	127	324-12	55	131	104	1287	15.7					
1980-81	81	80	2375	511-1004	.509	0-3	.000	244-347	.703	191	380	571	7.0	212	304-7	32	164	128	1266	15.6					
NBA (4)	303	296	8917	1923-3878	.496	0-4	.000	965-1423	.678	702	1575	2277	7.5	487	1224-44	184	569	391	4811	15.9					

PLAYOFF STATISTICS

1980-81	2	2	56	7-24	.292	0-0	---	4-10	.400	4	10	14	7.0	5	8-0	1	4	1	14	7.0					
---------	---	---	----	------	------	-----	-----	------	------	---	----	----	-----	---	-----	---	---	---	----	-----	--	--	--	--	--

JOHN EDWARDS (#54)**Height:** 7-0 **Weight:** 275 **Birthdate:** July 31, 1981 **College:** Kent State '04**Signed:** September 14, 2004, as a free agent**Acquired:** August 22, 2006, from Atlanta, along with Al Harrington, in exchange for a future first-round draft pick.

YR	G	GS	MIN	3-POINT										PCT	OR	DR	TR	AVG	AST	PF-DQ	ST	TO	BKS	PTS	AVG
				FGM-FGA	PCT	FGM-FGA	PCT	FTM-FTA	PCT	OR	DR	TR	AVG												
2004-05	25	1	139	11-30	.367	0-0	---	7-14	.500	8	11	19	0.8	3	12-0	3	8	4	29	1.2					

MONTA ELLIS (#11)**Height:** 6-3 **Weight:** 190 **Birthdate:** October 26, 1985 **High School:** Lanier H.S. (Lanier, MS)**Signed:** July 10, 2015, as a free agent

YR	G	GS	MIN	3-POINT										PCT	OR	DR	TR	AVG	AST	PF-DQ	ST	TO	BKS	PTS	AVG
				FGM-FGA	PCT	FGM-FGA	PCT	FTM-FTA	PCT	OR	DR	TR	AVG												
2015-16	81	81	2734	436-1021	.427	87-282	.309	162-206	.786	42	229	271	3.3	383	174-0	150	203	37	1121	13.8					

PLAYOFF STATISTICS

2015-16	7	7	225	33-76	.434	7-21	.333	8-10	.800	4	23	27	3.9	30	17-0	15	17	0	91	11.6					
---------	---	---	-----	-------	------	------	------	------	------	---	----	----	-----	----	------	----	----	---	----	------	--	--	--	--	--

LEN ELMORE (#41)**Height:** 6-9 1/2 **Weight:** 220 **Birthdate:** March 28, 1952 **College:** Maryland '74**Drafted:** First Round (7th pick) 1973 undergraduate draft**Traded:** November 27, 1979, to Kansas City in exchange for a future draft pick

YR	G	GS	MIN	3-POINT										PCT	OR	DR	TR	AVG	AST	PF-DQ	ST	TO	BKS	PTS	AVG
				FGM-FGA	PCT	FGM-FGA	PCT	FTM-FTA	PCT	OR	DR	TR	AVG												
1974-75	77	23	1414	218-523	.417	1-1	1.000	72-93	.774	148	247	395	5.1	35	241-10	67	83	91	509	6.6					
1975-76	76	74	2591	480-1193	.402	0-3	.000	152-206	.738	242	577	819	10.8	122	310-9	136	175	178	1112	14.6					
1976-77	6	0	46	7-17	.412	0-0	---	4-5	.800	7	8	15	2.5	2	11-0	0	---	4	18	3.0					
1977-78	69	6	1327	142-386	.368	0-0	---	88-132	.667	139	281	420	6.1	80	174-4	74	73	71	372	5.4					
1978-79	80	0	1264	139-342	.406	0-0	---	56-78	.718	115	287	402	5.0	75	183-3	62	73	79	334	4.2					
ABA (2)	153	97	4005	698-1716	.407	1-4	.250	224-299	.749	390	824	1214	7.9	157	551-19	203	258	269	1621	10.6					
NBA (3)	155	6	2637	288-745	.387	0-0	---	148-215	.688	261	576	837	5.4	157	368-7	136	146	154	724	4.7					
5 YEARS	308	103	6642	986-2461	.401	1-4	.250	372-514	.724	651	1400	2051	6.7	314	919-26	339	404	423	2345	7.6					

PLAYOFF STATISTICS

1974-75	18	11	565	83-190	.437	0-0	---	25-37	.676	51	94	145	8.1	16	74-0	21	26	39	191	10.6					
1975-76	3	3	68	9-30	.300	0-0	---	1-1	1.000	4	11	15	5.0	4	10-0	5	2	2	19	6.3					
ABA (2)	21	14	633	92-220	.418	0-0	---	26-38	.684	55	105	160	7.6	20	84-0	26	28	41	210	10.0					

DARRELL ELSTON (#15)

Height: 6-5 **Weight:** 205 **Birthdate:** August 15, 1952 **College:** North Carolina '74
Signed: August 18, 1976, as a free agent
Waived: November 24, 1976

YR	G	GS	MIN	3-POINT			FTM-FTA	PCT	OR	DR	TR	AVG	AST	PF-DQ	ST	TO	BKS	PTS	AVG	
				FGM-FGA	PCT	FGM-FGA														
1976-77	5	0	40	2-14	.143	0-0	---	1-2	.500	1	5	6	1.2	2	6-0	1	---	0	5	1.0

ALEX ENGLISH (#22)

Height: 6-7 **Weight:** 190 **Birthdate:** January 5, 1954 **College:** South Carolina '76
Drafted: Seventh Round (66th pick) 1974 (signed with Milwaukee)
Signed: June 8, 1978
Traded: February 1, 1980, to Denver, along with a first-round draft pick, in exchange for George McGinnis

YR	G	GS	MIN	3-POINT			PCT	OR	DR	TR	AVG	AST	PF-DQ	ST	TO	BKS	PTS	AVG		
				FGM-FGA	PCT	FTM-FTA														
1978-79	81	69	2696	563-1102	.511	---	---	173-230	.752	253	402	655	8.1	271	214-3	70	196	78	1299	16.0
1979-80	54	15	1526	346-686	.504	0-3	.000	114-140	.814	167	213	380	7.0	142	128-0	45	124	33	806	14.9
NBA (2)	135	84	4222	909-1788	.508	0-3	.000	287-370	.776	420	615	1035	7.7	413	342-3	115	320	111	2105	15.6

JOHN FAIRCHILD (#30)

Height: 6-8 **Weight:** 205 **Birthdate:** April 28, 1943 **College:** Brigham Young '65

YR	G	GS	MIN	3-POINT			PCT	FTM-FTA	PCT	OR	DR	TR	AVG	AST	PF-DQ	ST	TO	BKS	PTS	AVG
				FGM-FGA	PCT	FTM-FTA														
1968-69	52	8	582	101-260	.389	10-29	.345	73-103	.709	39	72	111	2.1	28	90-0	---	59	---	285	5.5
1969-70	3	--	26	1-6	.167	0-0	---	1-2	.500	1	8	9	3.0	2	8-0	---	1	---	3	1.0
ABA (2)	55	8	608	102-266	.383	10-29	.345	74-105	.705	40	80	120	2.2	30	98-0	---	60	---	288	5.2

PLAYOFF STATISTICS

1968-69	9	0	85	19-44	.432	4-10	.400	4-6	.667	---	---	21	2.3	3	13-0	---	4	---	46	5.1
---------	---	---	----	-------	------	------	------	-----	------	-----	-----	----	-----	---	------	-----	---	-----	----	-----

DUANE FERRELL (#27)

Height: 6-7 **Weight:** 215 **Birthdate:** February 28, 1965 **College:** Georgia Tech '88
Signed: September 30, 1994, as a free agent
Traded: August 12, 1997, to Golden State, along with Erick Dampier, in exchange for Chris Mullin

YR	G	GS	MIN	3-POINT			PCT	OR	DR	TR	AVG	AST	PF-DQ	ST	TO	BKS	PTS	AVG		
				FGM-FGA	PCT	FTM-FTA														
1994-95	56	1	607	83-173	.480	1-6	.167	64-85	.753	50	38	88	1.6	31	79-0	26	43	6	231	4.1
1995-96	54	6	591	80-166	.482	0-8	.000	42-57	.737	32	61	93	1.7	30	83-0	23	34	3	202	3.7
1996-97	62	18	1115	159-337	.472	18-44	.409	58-94	.617	57	84	141	2.3	66	120-0	38	55	6	394	6.4
NBA (3)	172	25	2313	322-676	.476	19-58	.328	164-236	.695	139	183	322	1.9	127	282-0	87	132	15	827	4.8

PLAYOFF STATISTICS

1994-95	10	0	85	8-24	.333	1-2	.500	10-16	.625	8	3	11	1.1	13	10-0	0	10	2	27	2.7
1995-96	5	0	69	7-19	.368	0-0	---	4-8	.500	6	3	9	1.8	3	10-0	4	4	0	18	3.6
NBA (2)	15	0	154	15-43	.349	1-2	.500	14-24	.583	14	6	20	1.3	16	20-0	4	14	2	45	3.0

KYRYLO FESENKO (#44)

Height: 7-1 **Weight:** 280 **Birthdate:** December 24, 1986 **Prior to NBA:** Ukraine
Signed: March 23, 2012, as a free agent

YR	G	GS	MIN	3-POINT			PCT	OR	DR	TR	AVG	AST	PF-DQ	ST	TO	BKS	PTS	AVG		
				FGM-FGA	PCT	FTM-FTA														
2011-12	3	0	17	2-5	.400	0-0	---	4-6	.667	2	7	9	3.0	1	2-0	2	0	0	8	2.7

VERN FLEMING (#10)

Height: 6-5 **Weight:** 195 **Birthdate:** February 4, 1961 **College:** Georgia '84
Drafted: First Round (18th pick) 1984

YR	G	GS	MIN	3-POINT			PCT	FTM-FTA	PCT	OR	DR	TR	AVG	AST	PF-DQ	ST	TO	BKS	PTS	AVG
				FGM-FGA	PCT	FTM-FTA														
1984-85	80	65	2486	433-922	.470	0-4	.000	260-339	.767	148	175	323	4.0	247	232-4	99	197	8	1126	14.1
1985-86	80	77	2870	436-862	.506	1-6	.167	263-353	.745	102	284	386	4.8	505	230-3	131	208	5	1136	14.2
1986-87	82	82	2549	370-727	.509	2-10	.200	238-302	.788	109	225	334	4.1	473	222-3	109	167	18	980	12.0
1987-88	80	80	2733	442-845	.523	0-13	.000	227-283	.802	106	258	364	4.6	568	225-0	115	175	11	1111	13.9
1988-89	76	69	2552	419-814	.515	3-23	.130	243-304	.799	85	225	310	4.1	494	212-4	77	192	12	1084	14.3
1989-90	82	82	2876	467-919	.508	12-34	.353	230-294	.782	118	204	322	3.9	610	213-1	92	206	10	1176	14.3
1990-91	69	45	1929	356-671	.531	4-18	.222	161-221	.729	83	131	214	3.1	369	116-0	76	137	13	877	12.7
1991-92	82	6	1737	294-610	.482	6-27	.222	132-179	.737	69	140	209	2.5	266	134-0	56	140	7	726	8.9
1992-93	75	8	1503	280-554	.505	7-36	.194	143-197	.726	63	106	169	2.3	224	126-1	63	121	9	710	9.5
1993-94	55	5	1053	147-318	.462	0-4	.000	64-87	.736	27	96	123	2.2	173	98-1	40	87	6	358	6.5
1994-95	55	1	686	93-188	.495	0-7	.000	65-90	.722	20	68	88	1.6	109	80-0	27	43	1	251	4.6
NBA (11)	816	520	22974	3737-7430	.503	35-182	.192	2026-2649	.765	930	1912	2842	3.5	4038	1888-17	885	1673	100	9535	11.7

PLAYOFF STATISTICS

1986-87	4	4	141	13-36	.361	0-1	.000	23-30	.767	9	17	26	6.5	24	15-1	4	10	1	49	12.3
1989-90	3	3	113	16-34	.471	0-2	.000	8-9	.889	4	9	13	4.3	18	6-0	2	8	1	40	13.3
1990-91	5	0	115	18-40	.450	0-1	.000	11-14	.786	10	7	17	3.4	23	10-0	1	8	3	47	9.4
1991-92	3	0	51	10-18	.556	0-0	---	1-3	.333	0	2	2	0.7	6	5-0	3	4	0	21	7.0
1992-93	3	3	80	12-27	.444	2-4	.500	4-4	1.000	1	4	5	1.3	3	6-0	2	5	1	30	10.0
1993-94	16	1	247	39-76	.513	0-5	.000	17-20	.850	12	9	21	1.3	38	27-0	10	22	1	95	5.9
1994-95	3	0	8	1-13	.333	0-1	.000	0-3	.000	1	1	2	0.7	2	0-0	0	0	0	2	0.7
NBA (7)	37	11	755	109-234	.466	2-14	.143	64-83	.771	37	49	86	2.3	114	69-1	22	57	7	284	7.7

MIKE FLYNN (#44)

Height: 6-2 **Weight:** 180 **Birthdate:** July 31, 1953 **College:** Kentucky '75
Drafted: Sixth Round (56th pick) 1975
Waived: September 7, 1978

YR	G	GS	MIN	3-POINT			PCT	FTM-FTA	PCT	OR	DR	TR	AVG	AST	PF-DQ	ST	TO	BKS	PTS	AVG
				FGM-FGA	PCT	FTM-FTA														
1975-76	67	7	1097	166-439	.378	25-99	.253	64-111	.577	63	70	133	2.0	133	112-1	44	81	9	421	6.3
1976-77	73	9	1324	250-573	.436	---	---	101-142	.711	76	111	187	2.6	179	106-0	57	---	6	601	8.2
1977-78	71	4	955	120-267	.449	---	---	55-97	.567	47	70	117	1.6	142	52-0	41	75	10	295	4.2
NBA (2)	144	13	2279	370-840	.440	---	---	156-239	.653	123	181	304	2.1	321	158-0	98	75	16	896	6.2
3 YEARS	211	20	3376	536-1279	.419	25-99	.253	220-350	.629	186	251	437	2.1	454	270-1	142	156	25	1317	6.2

PLAYOFF STATISTICS

1975-76	3	1	83	15-30	.500	3-8	.375	8-11	.727	5	5	10	3.3	10	6-0	2	5	0	41	13.7
---------	---	---	----	-------	------	-----	------	------	------	---	---	----	-----	----	-----	---	---	---	----	------

T.J. FORD (#5)

Height: 6-0 **Weight:** 165 **Birthdate:** March 24, 1983 **College:** Texas
Acquired: July 9, 2008, from Toronto, along with Maceo Baston, Rasho Nesterovic and Roy Hibbert, in exchange for Jermaine O'Neal and Nathan Jawai

YR	G	GS	MIN	3-POINT			PCT	FTM-FTA	PCT	OR	DR	TR	AVG	AST	PF-DQ	ST	TO	BKS	PTS	AVG
				FGM-FGA	PCT	FTM-FTA														
2008-09	74	49	2258	413-913	.452	35-104	.337	245-281	.872	59	200	259	3.5	392	180-1	89	180	16	1106	14.9
2009-10	47	32	1189	166-418	.445	8-50	.160	104-135	.770	41	108	149	3.2	180	102-1	44	90	11	484	10.3
2010-11	41	3	773	91-236	.386	6-32	.188	35-48	.729	17	64	81	2.0	141	69-0	35	63	8	223	5.4
NBA (3)	162	84	4220	690-1567	.440	49-186	.263	384-464	.828	117	372	489	3.0	713	351-2	168	333	35	1813	11.2

PLAYOFF STATISTICS

2010-11	2	-	14	3-3	1.000	1-1	1.000	0-0	---	0	1	1	0.5	2	0-0	0	2	0	7	3.5
---------	---	---	----	-----	-------	-----	-------	-----	-----	---	---	---	-----	---	-----	---	---	---	---	-----

JEFF FOSTER (#10)

Height: 6-11 **Weight:** 230 **Birthdate:** January 16, 1977 **College:** Southwest Texas State '99
Acquired: June 30, 1999, from Golden State in exchange for the draft rights to Vontee Cummings and a future first-round draft pick
Retired: March 21, 2012

YR	G	GS	MIN	3-POINT			PCT	OR	DR	TR	AVG	AST	PF-DQ	ST	TO	BKS	PTS	AVG
				FGM-FGA	PCT FGM-FGA	FTM-FTA												
1999-00	19	0	86	13-23	.565	0-1	.000	17-25	.680	12	20	32	1.7	5	18-0	5	2	1 43 2.3
2000-01	71	9	1152	100-213	.469	2-7	.286	47-91	.516	144	245	389	5.5	33	152-3	39	52	28 249 3.5
2001-02	82	48	1786	177-394	.449	2-15	.133	111-182	.610	206	350	556	6.8	70	232-4	71	79	38 467 5.7
2002-03	77	2	802	64-178	.360	0-2	.000	34-63	.540	118	161	279	3.6	51	103-0	28	34	21 162 2.1
2003-04	82	79	1961	197-362	.544	0-4	.000	103-154	.669	248	362	610	7.4	64	189-1	71	60	27 497 6.1
2004-05	61	43	1594	168-324	.519	0-5	.000	90-142	.634	205	345	550	9.0	43	186-3	46	55	12 426 7.0
2005-06	63	37	1581	138-250	.552	0-4	.000	96-159	.604	224	350	574	9.1	50	191-2	41	64	27 372 5.9
2006-07	75	43	1740	122-259	.471	0-1	.000	78-122	.639	252	356	608	8.1	57	202-1	62	70	37 322 4.3
2007-08	77	52	1884	205-373	.550	0-3	.000	86-145	.593	264	404	668	8.7	129	221-4	56	62	32 496 6.4
2008-09	74	26	1828	177-353	.501	2-7	.286	96-146	.658	215	293	508	6.9	130	229-5	53	88	49 452 6.1
2009-10	16	3	255	22-46	.478	0-1	.000	5-9	.556	34	47	81	5.1	21	45-0	3	14	4 49 3.1
2010-11	56	3	940	80-167	.479	0-3	.000	27-48	.563	160	190	350	6.3	46	127-1	24	26	31 187 3.3
2011-12	11	0	141	9-18	.500	1-1	1.000	6-9	.667	18	24	42	3.8	4	26-0	8	7	1 25 2.3
NBA (13)	764	345	15750	1472-2960	.497	7-54	.130	796-1295	.615	2101	3147	5248	6.9	703	1921-24	507	613	308 3747 4.9

PLAYOFF STATISTICS

YR	G	GS	MIN	FGM-FGA	PCT FGM-FGA	FTM-FTA	PCT	OR	DR	TR	AVG	AST	PF-DQ	ST	TO	BKS	PTS	AVG
2000-01	4	2	52	4-9	.444	0-0	---	2-2	1.000	3	9	12	3.0	2	8-0	0	4	3 10 2.5
2001-02	5	0	78	7-13	.538	2-4	.500	4-9	.444	5	19	24	4.8	7	13-0	3	9	1 20 4.0
2002-03	6	0	38	6-11	.545	0-0	---	2-2	1.000	4	4	8	1.3	2	3-0	0	0	3 14 2.3
2003-04	16	13	307	25-43	.581	0-1	.000	8-10	.800	44	61	105	6.6	12	37-0	13	13	5 58 3.6
2004-05	13	0	245	31-52	.596	0-0	---	15-21	.714	46	50	96	7.4	5	27-0	6	8	12 77 5.9
2005-06	4	4	80	4-11	.364	0-0	---	3-4	.750	11	13	24	6.0	3	9-0	4	0	1 11 2.8
2010-11	5	0	93	7-12	.583	0-0	---	3-8	.375	10	14	24	4.8	4	14-0	2	5	4 17 3.4
NBA (7)	53	19	893	84-151	.556	2-5	.400	37-56	.661	123	170	293	5.5	35	111-0	28	39	29 207 3.9

TREMAINE FOWLKES (#3)

Height: 6-8 **Weight:** 220 **Birthdate:** April 11, 1976 **College:** Fresno State '04
Signed: November 25, 2004, as a free agent
Waived: December 13, 2004

YR	G	GS	MIN	3-POINT			PCT	OR	DR	TR	AVG	AST	PF-DQ	ST	TO	BKS	PTS	AVG
				FGM-FGA	PCT FGM-FGA	FTM-FTA												
2004-05	8	0	56	9-17	.529	1-3	.333	0-2	.000	3	5	8	1.0	0	7-0	2	5	0 19 2.4

ANTHONY FREDERICK (#22)

Height: 6-7 **Weight:** 205 **Birthdate:** April 7, 1964 **College:** Pepperdine '86
Signed: August 1, 1988, as a free agent

YR	G	GS	MIN	3-POINT			PCT	OR	DR	TR	AVG	AST	PF-DQ	ST	TO	BKS	PTS	AVG
				FGM-FGA	PCT FGM-FGA	FTM-FTA												
1988-89	46	0	313	63-125	.504	2-5	.400	24-34	.706	26	26	52	1.1	20	59-0	14	34	6 152 3.3

DON FREEMAN (#13)

Height: 6-3 **Weight:** 180 **Birthdate:** July 18, 1944 **College:** Illinois '66
Acquired: August 1972, from Dallas in exchange for Marv Winkler and cash
Traded: July 1974, to San Antonio in exchange for cash

YR	G	GS	MIN	3-POINT			PCT	OR	DR	TR	AVG	AST	PF-DQ	ST	TO	BKS	PTS	AVG
				FGM-FGA	PCT FGM-FGA	FTM-FTA												
1972-73	77	71	2170	412-933	.442	2-6	.333	277-343	.808	103	116	219	2.8	195	225-1	52	160	19 1103 14.3
1973-74	66	60	1735	383-839	.456	0-2	.000	177-222	.797	91	77	168	2.5	165	174-5	48	132	22 943 14.3
ABA (2)	143	131	3905	795-1772	.449	2-8	.250	454-565	.804	194	193	387	2.7	360	399-6	100	292	41 2046 14.3
PLAYOFF STATISTICS																		
1972-73	18	17	547	105-237	.443	0-2	.000	71-89	.798	27	21	48	2.7	50	52-0	11	40	1 281 15.6
1973-74	6	3	158	30-69	.435	0-0	---	14-20	.700	2	8	10	1.7	8	14-0	4	9	0 74 12.3
ABA (2)	24	20	705	135-306	.441	0-2	.000	85-109	.780	29	29	58	2.4	58	66-0	15	49	1 355 14.8

BILL GARNETT (#20)

Height: 6-9 **Weight:** 221 **Birthdate:** April 22, 1960 **College:** Wyoming '82
Acquired: October 22, 1984, from Dallas, along with Terence Stansbury, in exchange for a first-round draft pick
Waived: October 18, 1986

YR	G	GS	MIN	3-POINT			PCT	OR	DR	TR	AVG	AST	PF-DQ	ST	TO	BKS	PTS	AVG		
				FGM-FGA	PCT FGM-FGA	FTM-FTA														
1984-85	65	13	1123	149-310	.481	0-2	.000	120-174	.690	98	188	286	4.4	67	196-3	28	92	15	418	6.4
1985-86	80	2	1197	112-239	.469	0-2	.000	116-162	.716	106	169	275	3.4	95	174-0	39	91	22	340	4.3
NBA (2)	145	15	2320	261-549	.475	0-4	.000	236-336	.702	204	357	561	3.9	162	370-3	67	183	37	758	5.2

PAUL GEORGE (#24, #13)

Height: 6-8 **Weight:** 215 **Birthdate:** May 2, 1990 **College:** Fresno State
Drafted: First Round (10th Pick) 2010

YR	G	GS	MIN	3-POINT			PCT	OR	DR	TR	AVG	AST	PF-DQ	ST	TO	BKS	PTS	AVG		
				FGM-FGA	PCT FGM-FGA	FTM-FTA														
2010-11	61	19	1265	179-395	.453	41-138	.297	77-101	.762	37	187	224	3.7	65	127-0	62	70	26	476	7.8
2011-12	66	66	1958	281-639	.440	90-234	.385	146-182	.802	56	314	370	5.6	158	191-1	108	117	38	798	12.1
2012-13	79	79	2972	493-1176	.419	170-469	.362	221-274	.807	88	515	603	7.6	327	227-1	143	233	51	1377	17.4
2013-14	80	80	2898	577-1362	.424	182-500	.364	401-464	.864	64	478	542	6.8	283	198-0	151	224	22	1737	21.7
2014-15	6	0	91	18-49	.367	9-22	.409	8-11	.727	4	18	22	3.7	6	11-0	5	12	1	53	8.8
2015-16	81	81	2819	605-1449	.418	210-566	.371	454-528	.860	79	484	563	7.0	329	230-1	152	265	29	1874	23.1
NBA (6)	373	325	12003	2153-5070	.425	702-1929	.364	1307-1560	.838	328	1996	2324	6.2	1168	984-3	621	921	167	6315	16.9

PLAYOFF STATISTICS

2010-11	5	5	133	10-33	.303	3-13	.231	7-8	.875	5	20	25	5.0	5	11-0	7	7	10	30	6.0
2011-12	11	11	371	37-95	.389	11-41	.368	22-28	.786	15	58	73	6.6	26	32-1	18	21	4	107	9.7
2012-13	19	19	780	119-277	.430	34-104	.327	93-128	.727	16	125	141	7.4	96	72-2	25	75	9	365	19.2
2013-14	19	19	781	138-315	.438	52-129	.403	101-128	.789	13	132	145	7.6	73	56-0	41	49	7	429	22.6
2015-16	7	7	275	56-123	.455	18-43	.419	61-64	.953	9	44	53	7.6	30	24-0	14	23	5	191	27.3
NBA (5)	61	61	2340	360-843	.427	118-330	.358	284-356	.798	58	379	437	7.2	230	195-3	105	175	35	1122	18.4

EDDIE GILL (#4)

Height: 6-0 **Weight:** 186 **Birthdate:** August 16, 1978 **College:** Weber State '00
Signed: July 28, 2004, as a free agent

YR	G	GS	MIN	3-POINT			PCT	OR	DR	TR	AVG	AST	PF-DQ	ST	TO	BKS	PTS	AVG		
				FGM-FGA	PCT FGM-FGA	FTM-FTA														
2004-05	73	3	1021	81-242	.335	36-117	.308	71-81	.877	16	96	112	1.5	83	105-0	59	60	5	269	3.7
2005-06	41	0	122	10-45	.222	7-23	.304	18-23	.783	0	15	15	0.4	12	13-0	11	9	1	45	1.1
NBA (2)	114	3	1143	91-287	.317	43-140	.307	89-104	.856	16	111	127	1.1	95	118-0	70	69	6	314	2.8

PLAYOFF STATISTICS

PERCENT SHOTS MADE																				
2004-05	7	0	45	5-16	.313	1-6	.167	13-15	.867	0	4	4	0.6	5	0-0	1	3	0	24	3.4
2005-06	2	0	1	0-0	---	0-0	---	0-0	---	0	0	0	0.0	0	0-0	0	1	0	0	0.0
NBA (2)	9	0	46	5-16	.313	1-6	.167	13-15	.867	0	4	4	0.4	5	0-0	1	4	0	24	2.7

STEPHEN GRAHAM (#23)

Height: 6-6 **Weight:** 215 **Birthdate:** June 11, 1982 **College:** Oklahoma State '05
Signed: July 3, 2007, as a free agent

YR	G	GS	MIN	3-POINT			PCT	OR	DR	TR	AVG	AST	PF-DQ	ST	TO	BKS	PTS	AVG		
				FGM-FGA	PCT FGM-FGA	FTM-FTA														
2007-08	22	0	128	34-58	.586	7-14	.500	12-16	.750	4	18	22	1.0	9	14-0	4	10	1	87	4.0
2008-09	52	6	684	106-256	.414	20-66	.303	50-62	.806	21	75	96	1.8	33	82-1	10	45	4	282	5.4
NBA (2)	74	6	812	140-314	.446	27-80	.338	62-78	.795	25	93	118	1.6	42	96-1	14	55	5	369	5.0

DANNY GRANGER (#33)

Height: 6-9 **Weight:** 228 **Birthdate:** April 20, 1983 **College:** New Mexico '05

Drafted: First Round (17th Pick) 2005

Traded: February 20, 2014, to Philadelphia, along with a future second round draft pick, in exchange for Lavoy Allen and Evan Turner

YR	3-POINT																			
	G	GS	MIN	FGM-FGA	PCT	FGM-FGA	PCT	FTM-FTA	PCT	OR	DR	TR	AVG	AST	PF-DQ	ST	TO	BKS	PTS	AVG
2005-06	78	17	1765	221-478	.462	30-93	.323	115-148	.777	131	253	384	4.9	90	211-1	58	80	62	587	7.5
2006-07	82	57	2785	398-867	.459	110-288	.382	236-294	.803	114	267	381	4.6	114	245-3	66	135	61	1142	13.9
2007-08	80	80	2876	537-1205	.446	171-423	.404	322-378	.852	93	393	486	6.1	166	290-9	95	171	84	1567	19.6
2008-09	67	66	2424	571-1277	.447	182-450	.404	404-460	.878	49	292	341	5.1	183	207-3	69	165	97	1728	25.8
2009-10	62	62	2278	488-1139	.428	158-438	.361	363-428	.848	67	275	342	5.5	171	183-3	94	157	51	1497	24.1
2010-11	79	79	2763	535-1260	.425	157-407	.386	395-466	.848	87	338	425	5.4	203	213-2	89	206	62	1622	20.5
2011-12	62	62	2062	391-941	.416	123-323	.381	254-291	.873	79	228	307	5.0	109	144-1	62	110	40	1159	18.7
2012-13	5	0	74	10-35	.286	2-10	.200	5-8	.625	3	6	9	1.8	3	6-0	2	4	1	27	5.4
2013-14	29	2	653	80-223	.359	31-94	.330	51-53	.962	24	81	105	3.6	33	41-0	9	36	13	242	8.3
NBA (9)	544	430	17680	3231-7425	.435	946-2526	.375	2145-2526	.849	647	2133	2780	5.1	1072	1540-22	544	1064	471	9571	17.6

PLAYOFF STATISTICS

2005-06	6	3	162	18-34	.529	9-16	.563	4-4	1.000	7	24	31	5.2	10	20-0	4	7	7	49	8.2
2010-11	5	5	183	43-90	.478	8-23	.348	14-16	.875	6	22	28	5.6	16	12-0	6	7	1	108	21.6
2011-12	11	11	420	69-174	.397	26-73	.356	23-28	.821	15	47	62	5.6	27	31-1	6	29	4	187	17.0
2012-13	DID NOT PLAY - INJURED																			
NBA (3)	22	19	765	130-298	.436	43-112	.384	41-48	.854	28	93	121	5.5	53	63-1	16	43	12	344	15.6

TRAVIS GRANT (#5)

Height: 6-7 **Weight:** 215 **Birthdate:** January 1, 1950 **College:** Kentucky State '72

Drafted: November 12, 1975, in San Diego dispersal draft

Waived: October 4, 1976

YR	3-POINT																			
	G	GS	MIN	FGM-FGA	PCT	FGM-FGA	PCT	FTM-FTA	PCT	OR	DR	TR	AVG	AST	PF-DQ	ST	TO	BKS	PTS	AVG
1975-76	34	6	567	147-276	.533	0-0	---	34-46	.739	49	52	101	3.0	31	68-0	10	36	13	328	9.6
PLAYOFF STATISTICS																				
1975-76	1	0	1	0-1	.000	0-0	---	0-0	---	0	0	0	---	0	0-0	0	0	0	0	0.0

STUART GRAY (#55)

Height: 7-0 **Weight:** 245 **Birthdate:** May 27, 1963 **College:** UCLA '85

Drafted: Second Round (29th pick) 1984

Traded: June 27, 1989, to Charlotte in exchange for the draft rights to Dyrnon Nix

YR	3-POINT																			
	G	GS	MIN	FGM-FGA	PCT	FGM-FGA	PCT	FTM-FTA	PCT	OR	DR	TR	AVG	AST	PF-DO	ST	TO	BKS	PTS	AVG
1984-85	52	0	391	35-92	.380	0-0	---	32-47	.681	29	94	123	2.4	15	82-1	9	51	14	102	2.0
1985-86	67	3	423	54-108	.500	0-0	---	47-74	.635	45	73	118	1.8	15	94-0	8	32	11	155	2.3
1986-87	55	1	456	41-101	.406	0-0	---	28-39	.718	39	90	129	2.3	26	93-0	10	36	28	110	2.0
1987-88	74	0	807	90-193	.466	0-1	.000	44-73	.603	70	180	250	3.4	44	152-1	11	50	32	224	3.0
1988-89	72	0	783	72-153	.471	0-1	.000	44-64	.688	84	161	245	3.4	29	128-0	11	48	21	188	2.6
NBA (5)	320	4	2860	292-647	.451	0-2	.000	195-297	.657	267	598	865	2.7	129	549-2	49	217	106	779	2.4

PLAYOFF STATISTICS

1986-87	3	0	14	0-1	.000	0-0	---	2-4	.500	2	5	7	2.3	0	3-0	0	0	0	2	0.7
---------	---	---	----	-----	------	-----	-----	-----	------	---	---	---	-----	---	-----	---	---	---	---	-----

GERALD GREEN (#25)

Height: 6-8 **Weight:** 210 **Birthdate:** January 26, 1986 **High School:** Gulf Shores Academy (TX)

Signed: July 12, 2012, as a free agent

Traded: July 27, 2013 to Phoenix, along with Miles Plumlee and a future first round draft pick, in exchange for Luis Scola

YR	3-POINT																			
	G	GS	MIN	FGM-FGA	PCT	FGM-FGA	PCT	FTM-FTA	PCT	OR	DR	TR	AVG	AST	PF-DQ	ST	TO	BKS	PTS	AVG
2012-13	60	7	1080	155-424	.366	59-188	.314	52-65	.800	31	110	141	2.4	50	64-0	19	53	23	421	7.0
PLAYOFF STATISTICS																				
2012-13	9	0	105	21-50	.420	11-33	.333	2-2	1.000	2	10	12	1.3	3	10-0	0	6	1	55	6.1

RICKEY GREEN (#12)**Height:** 6-1 **Weight:** 170 **Birthdate:** August 18, 1954 **College:** Michigan '77**Signed:** October 1, 1989, as a free agent

3-POINT																	
YR	G	GS	MIN	FGM-FGA	PCT	FGM-FGA	PCT	FTM-FTA	PCT	OR	DR	TR	AVG	AST	PF-DQ	ST	TO
1989-90	69	0	927	100-231	.433	1-11	.091	43-51	.843	9	45	54	0.8	182	60-0	51	62

PLAYOFF STATISTICS																	
1989-90	3	0	31	1-7	.143	0-0	---	0-0	---	0	1	1	0.3	3	5-0	1	2

SEAN GREEN (#23)**Height:** 6-5 **Weight:** 210 **Birthdate:** February 2, 1970 **College:** Iona '91**Drafted:** Second Round (41st pick) 1991**Traded:** October 11, 1993, to Philadelphia in exchange for a 1994 second-round draft pick

3-POINT																	
YR	G	GS	MIN	FGM-FGA	PCT	FGM-FGA	PCT	FTM-FTA	PCT	OR	DR	TR	AVG	AST	PF-DQ	ST	TO
1991-92	35	0	256	62-158	.392	2-10	.200	15-28	.536	22	20	42	1.2	22	31-0	13	27
1992-93	13	0	81	28-55	.509	3-10	.300	3-4	.750	4	5	9	0.7	7	11-0	2	9
NBA (2)	48	0	337	90-213	.423	5-20	.250	18-32	.563	26	25	51	1.1	29	42-0	15	36

PLAYOFF STATISTICS																	
1991-92	1	0	3	0-0	---	0-0	---	0-0	---	0	0	0	---	0	0-0	0	0

STEVE GREEN (#24)**Height:** 6-7 **Weight:** 220 **Birthdate:** October 4, 1953 **College:** Indiana '75**Signed:** September 14, 1976, as a free agent

3-POINT																	
YR	G	GS	MIN	FGM-FGA	PCT	FGM-FGA	PCT	FTM-FTA	PCT	OR	DR	TR	AVG	AST	PF-DQ	ST	TO
1976-77	70	1	918	183-424	.432	---	---	84-113	.743	79	98	177	2.5	46	157-2	46	---
1977-78	44	0	449	56-128	.438	---	---	39-56	.696	31	40	71	1.6	30	67-0	14	23
1978-79	39	0	265	42-89	.472	---	---	20-34	.588	22	30	52	1.3	21	39-0	11	17
NBA (3)	153	1	1632	281-641	.438	---	---	143-203	.704	132	168	300	2.0	97	263-2	71	40

ORIEN GREENE (#5)**Height:** 6-4 **Weight:** 208 **Birthdate:** February 4, 1982 **College:** Louisiana-Lafayette '05**Acquired:** Claimed off waivers, July 9, 2006

3-POINT																	
YR	G	GS	MIN	FGM-FGA	PCT	FGM-FGA	PCT	FTM-FTA	PCT	OR	DR	TR	AVG	AST	PF-DQ	ST	TO
2006-07	41	0	254	23-62	.371	2-11	.182	15-25	.600	12	32	44	1.1	22	38-0	17	28

DICK GRUBAR (#15)**Height:** 6-4 **Weight:** 185 **Birthdate:** July 26, 1947 **College:** North Carolina '69**Drafted:** Fourth Round 1969

3-POINT																	
YR	G	GS	MIN	FGM-FGA	PCT	FGM-FGA	PCT	FTM-FTA	PCT	OR	DR	TR	AVG	AST	PF-DQ	ST	TO
1969-70	2	0	8	2-3	.667	0-0	---	0-0	---	0	0	0	---	1	1-0	---	0

RUDY HACKETT (#45)**Height:** 6-8 **Weight:** 210 **Birthdate:** May 10, 1953 **College:** Syracuse '76**Signed:** November 10, 1976, as a free agent**Waived:** December 6, 1976

3-POINT																	
YR	G	GS	MIN	FGM-FGA	PCT	FGM-FGA	PCT	FTM-FTA	PCT	OR	DR	TR	AVG	AST	PF-DQ	ST	TO
1976-77	5	0	38	3-8	.375	0-0	---	6-9	.667	3	7	10	2.0	3	7-0	0	---

MARCUS HAISLIP (#2)**Height:** 6-10 **Weight:** 230 **Birthdate:** December 22, 1980 **College:** Tennessee '02**Signed:** December 1, 2004, as a free agent**Waived:** December 24, 2004

3-POINT																	
YR	G	GS	MIN	FGM-FGA	PCT	FGM-FGA	PCT	FTM-FTA	PCT	OR	DR	TR	AVG	AST	PF-DQ	ST	TO
2004-05	9	0	106	13-38	.342	0-1	.000	6-11	.545	5	10	15	1.7	3	15-0	2	6

DARVIN HAM (#24)

Height: 6-7 **Weight:** 220 **Birthdate:** July 23, 1973 **College:** Texas Tech '96
Acquired: February 20, 1997, from Denver in exchange for Jerome Allen

3-POINT																				
YR	G	GS	MIN	FGM-FGA	PCT	FGM-FGA	PCT	FTM-FTA	PCT	OR	DR	TR	AVG	AST	PF-DQ	ST	TO	BKS	PTS	AVG
1996-97	1	0	5	1-1	1.000	0-0	---	1-2	.500	0	0	0	---	0	0-0	1	1	0	3	3.0

BEN HANSBROUGH (#23)

Height: 6-3 **Weight:** 203 **Birthdate:** December 23, 1987 **College:** Notre Dame
Signed: September 17, 2012, as a free agent

3-POINT																				
YR	G	GS	MIN	FGM-FGA	PCT	FGM-FGA	PCT	FTM-FTA	PCT	OR	DR	TR	AVG	AST	PF-DQ	ST	TO	BKS	PTS	AVG
2012-13	28	0	200	15-45	.333	6-23	.261	21-27	.778	2	16	18	0.6	21	23-0	7	18	2	57	2.0

PLAYOFF STATISTICS

2012-13	6	0	22	0-5	.000	0-3	.000	0-0	---	1	2	3	0.5	3	2-0	0	2	1	0	0.0
---------	---	---	----	-----	------	-----	------	-----	-----	---	---	---	-----	---	-----	---	---	---	---	-----

TYLER HANSBROUGH (#50)

Height: 6-9 **Weight:** 250 **Birthdate:** November 3, 1985 **College:** North Carolina '09
Drafted: First Round (13th Pick) 2009

YR	G	GS	MIN	3-POINT										PF-DQ	ST	TO	BKS	PTS	AVG	
				FGM-FGA	PCT	FGM-FGA	PCT	FTM-FTA	PCT	OR	DR	TR	AVG							AST
2009-10	29	1	511	81-225	.360	0-4	.000	84-113	.743	60	78	138	4.8	28	70-0	17	21	8	246	8.5
2010-11	70	29	1535	285-613	.465	0-2	.000	197-253	.779	145	221	366	5.2	41	160-1	37	76	15	767	11.0
2011-12	66	0	1442	194-479	.405	0-1	.000	226-278	.813	113	177	290	4.4	30	159-0	54	65	9	614	9.3
2012-13	81	8	1366	176-407	.432	0-3	.000	216-300	.720	161	212	373	4.6	36	152-0	29	78	18	568	7.0
NBA (4)	246	38	4854	736-1724	.427	0-10	.000	723-944	.766	479	688	1167	4.7	135	541-1	137	240	50	2195	8.9

PLAYOFF STATISTICS

2010-11	5	5	164	20-60	.333	0-0	---	16-18	.889	13	14	27	5.4	5	13-0	6	9	0	56	11.2
2011-12	11	0	164	17-50	.340	0-0	---	14-21	.667	12	23	35	3.2	6	22-0	5	8	3	48	4.4
2012-13	19	0	241	26-62	.419	0-0	---	26-44	.591	36	25	61	3.2	5	41-0	6	15	0	78	4.1
NBA (3)	35	5	604	63-172	.366	0-0	---	56-83	.675	61	62	123	3.5	16	63-0	17	32	3	182	5.2

TIM HARDAWAY (#14)

Height: 6-0 **Weight:** 195 **Birthdate:** September 1, 1966 **College:** Texas-El Paso '89
Signed: March 27, 2003, as a free agent

3-POINT																				
YR	G	GS	MIN	FGM-FGA	PCT	FGM-FGA	PCT	FTM-FTA	PCT	OR	DR	TR	AVG	AST	PF-DQ	ST	TO	BKS	PTS	AVG
2002-03	10	0	127	18-49	.367	11-31	.355	2-4	.500	1	14	15	1.5	24	8-0	9	11	0	49	4.9

PLAYOFF STATISTICS

2002-03	4	0	47	5-15	.333	3-10	.300	0-0	---	0	2	2	0.5	9	2-0	1	3	0	13	3.3
---------	---	---	----	------	------	------	------	-----	-----	---	---	---	-----	---	-----	---	---	---	----	-----

REGGIE HARDING (#32)

Height: 7-0 **Weight:** 250 **Birthdate:** April 4, 1942 **High School:** Detroit Eastern (Mich.) '63

3-POINT																				
YR	G	GS	MIN	FGM-FGA	PCT	FGM-FGA	PCT	FTM-FTA	PCT	OR	DR	TR	AVG	AST	PF-DQ	ST	TO	BKS	PTS	AVG
1967-68	25	0	840	142-314	.452	0-1	.000	52-90	.578	82	252	334	13.4	53	59-0	---	77	---	336	13.4

JERRY HARKNESS (#15)

Height: 6-2 **Weight:** 185 **Birthdate:** May 7, 1940 **College:** Loyola (Ill.) '63
Signed: September 1967 (original signee)

3-POINT																				
YR	G	GS	MIN	FGM-FGA	PCT	FGM-FGA	PCT	FTM-FTA	PCT	OR	DR	TR	AVG	AST	PF-DQ	ST	TO	BKS	PTS	AVG
1967-68	71	--	1241	172-394	.437	1-5	.200	152-223	.682	81	112	193	2.7	129	109-1	---	77	---	497	7.0
1968-69	10	6	272	31-67	.463	0-0	---	30-47	.638	10	24	34	3.4	21	27-0	---	20	---	92	9.2
ABA (2)	81	6	1513	203-461	.440	1-5	.200	182-270	.674	91	136	227	2.8	150	136-1	---	97	---	589	7.3

PLAYOFF STATISTICS

1967-68	3	0	32	4-12	.333	0-0	---	2-2	1.000	---	---	5	1.7	5	6-0	---	3	---	10	3.3
---------	---	---	----	------	------	-----	-----	-----	-------	-----	-----	---	-----	---	-----	-----	---	-----	----	-----

AL HARRINGTON (#3, #25, #32)**Height:** 6-9 **Weight:** 230 **Birthdate:** February 17, 1980 **High School:** St. Patrick's (N.J.) '98**Drafted:** First Round (25th pick) 1998**Traded:** July 15, 2004, to Atlanta in exchange for Stephen Jackson**Acquired:** August 22, 2006, from Atlanta, along with John Edwards, in exchange for a future first-round draft pick.**Traded:** January 19, 2007, to Golden State, along with Stephen Jackson, Sarunas Jasikevicius and Josh Powell, in exchange for Ike Diogu, Mike Dunleavy, Keith McLeod and Troy Murphy

YR	G	GS	MIN	3-POINT										PF-DO	ST	TO	BKS	PTS	AVG	
				FGM-FGA	PCT FGM-FGA	PCT	FTM-FTA	PCT	OR	DR	TR	AVG	AST							
1998-99	21	0	160	18-56	.321	0-5	.000	9-15	.600	20	19	39	1.9	5	26-0	4	11	2	45	2.1
1999-00	50	0	854	121-264	.458	8-34	.235	78-111	.703	47	112	159	3.2	38	130-0	25	65	9	328	6.6
2000-01	78	38	1892	241-543	.444	1-7	.143	103-157	.656	119	262	381	4.9	130	223-2	63	148	18	586	7.5
2001-02	44	1	1313	230-484	.475	1-3	.333	115-144	.799	96	180	276	6.3	54	166-4	41	78	21	576	13.1
2002-03	82	37	2467	389-896	.434	13-46	.283	211-274	.770	159	352	511	6.2	125	280-3	71	163	33	1002	12.2
2003-04	79	15	2441	421-909	.463	21-77	.273	185-252	.734	163	345	508	6.4	131	250-1	80	163	22	1048	13.3
2006-07	36	36	1208	223-487	.458	54-118	.458	72-101	.713	71	155	226	6.3	51	116-0	25	91	10	572	15.9
NBA (7)	390	127	10335	1643-3639	.451	98-290	.338	773-1054	.733	675	1425	2100	5.4	534	1191-10	309	719	115	4157	10.7

PLAYOFF STATISTICS

YEAR																				
2000-01	3	0	40	2-13	.154	0-2	.000	1-2	.500	3	1	4	1.3	3	8-0	0	1	0	5	1.7
2002-03	6	0	103	7-33	.212	0-4	.000	4-6	.667	7	15	22	3.7	5	21-0	6	10	3	18	3.0
2003-04	16	4	427	60-140	.429	2-5	.400	30-55	.545	33	69	102	6.4	12	56-1	23	28	9	152	9.5
NBA (3)	25	4	570	69-186	.371	2-11	.182	35-63	.556	43	85	128	5.1	20	85-1	29	39	12	175	7.0

DAVID HARRISON (#13)**Height:** 7-0 **Weight:** 280 **Birthdate:** August 15, 1982 **College:** Colorado '05**Drafted:** First Round (29th pick) 2004

3-POINT																				
YR	G	GS	MIN	FGM-FGA	PCT FGM-FGA	PCT	FTM-FTA	PCT	OR	DR	TR	AVG	AST	PF-DQ	ST	TO	BKS	PTS	AVG	
2004-05	43	14	760	106-184	.576	0-0	---	52-91	.571	48	87	135	3.1	13	134-6	16	53	55	264	6.1
2005-06	67	17	1034	148-294	.503	0-0	---	89-174	.511	84	170	254	3.8	14	193-3	23	79	59	385	5.7
2006-07	24	2	190	30-58	.517	0-0	---	11-22	.500	9	33	42	1.8	6	47-0	5	26	12	71	3.0
2007-08	55	0	702	90-170	.529	0-0	---	49-96	.510	43	75	118	2.1	14	164-3	20	58	59	229	4.2
NBA (4)	189	33	2686	374-706	.530	0-0	---	201-383	.525	184	365	549	2.9	47	538-12	64	216	185	949	5.0

PLAYOFF STATISTICS

2005-06	6	0	31	3-9	.333	0-0	---	7-12	.583	1	4	5	0.8	0	11-0	1	4	1	13	2.2
---------	---	---	----	-----	------	-----	-----	------	------	---	---	---	-----	---	------	---	---	---	----	-----

SCOTT HASKIN (#43)**Height:** 6-11 **Weight:** 250 **Birthdate:** September 19, 1970 **College:** Oregon State '93**Drafted:** First Round (14th pick) 1993**Waived:** September 27, 1996

3-POINT																				
YR	G	GS	MIN	FGM-FGA	PCT FGM-FGA	PCT	FTM-FTA	PCT	OR	DR	TR	AVG	AST	PF-DQ	ST	TO	BKS	PTS	AVG	
1993-94	27	2	186	21-45	.467	0-0	---	13-19	.684	17	38	55	2.0	6	33-0	2	13	15	55	2.0
1994-95																				
1995-96																				

DID NOT PLAY - INJURED
DID NOT PLAY - INJURED**JOE HASSETT (#10, #11, #30)****Height:** 6-5 **Weight:** 180 **Birthdate:** September 11, 1955 **College:** Providence '77**Signed:** October 20, 1979, as a free agent**Drafted:** May 28, 1980, by Dallas in expansion draft

3-POINT																				
YR	G	GS	MIN	FGM-FGA	PCT FGM-FGA	PCT	FTM-FTA	PCT	OR	DR	TR	AVG	AST	PF-DQ	ST	TO	BKS	PTS	AVG	
1979-80	74	2	1135	215-509	.422	69-198	.348	24-29	.828	35	59	94	1.3	104	85-0	46	45	8	523	7.1

LUTHER HEAD (#13)**Height:** 6-3 **Weight:** 185 **Birthdate:** November 26, 1982 **College:** Illinois '05**Signed:** September 17, 2009, as a free agent

3-POINT																				
YR	G	GS	MIN	FGM-FGA	PCT FGM-FGA	PCT	FTM-FTA	PCT	OR	DR	TR	AVG	AST	PF-DQ	ST	TO	BKS	PTS	AVG	
2009-10	47	10	813	136-311	.437	37-105	.352	48-58	.828	6	74	80	1.7	72	53-0	18	54	9	357	7.6

ROY HIBBERT (#55)

Height: 7-2 **Weight:** 275 **Birthdate:** December 11, 1986 **College:** Georgetown
Acquired: July 9, 2008, from Toronto, along with Maceo Baston, T.J. Ford and Rasho Nesterovic, in exchange for Jermaine O'Neal and Nathan Jawai
Traded: July 2, 2015, to L.A. Lakers, in exchange for a future second round draft pick

YR	G	GS	MIN	FGM-FGA	PCT	3-POINT		FTM-FTA	PCT	OR	DR	TR	AVG	AST	PF-DQ	ST	TO	BKS	PTS	AVG
						FGM-FGA	PCT													
2008-09	70	42	1009	198-420	.471	0-0	---	98-147	.667	115	128	243	3.5	49	215-5	20	55	76	494	7.1
2009-10	81	69	2035	387-782	.495	3-6	.500	169-224	.754	177	287	464	5.7	158	285-5	30	145	131	946	11.7
2010-11	81	80	2244	410-890	.461	0-4	.000	205-275	.745	182	428	610	7.5	166	256-1	33	185	142	1025	12.7
2011-12	65	65	1937	332-668	.497	0-1	.000	170-239	.711	213	359	572	8.8	108	195-1	32	128	128	834	12.8
2012-13	79	79	2269	385-859	.448	1-4	.250	166-224	.741	296	360	656	8.3	113	279-5	39	162	206	937	11.9
2013-14	81	81	2409	331-754	.439	2-5	.400	207-269	.770	202	336	538	6.6	91	269-4	29	148	182	871	10.8
2014-15	76	76	1926	317-710	.446	0-2	.000	168-204	.824	156	384	540	7.1	84	216-2	18	107	125	802	10.6
NBA (7)	533	492	13829	2360-5083	.464	6-22	.273	1183-1582	.748	1341	2282	3623	6.8	769	1715-23	201	930	990	5909	11.1

PLAYOFF STATISTICS

2010-11	5	5	132	20-45	.444	0-0	---	12-17	.706	15	19	34	6.8	3	21-0	2	13	9	52	10.4
2011-12	11	11	340	52-104	.500	1-1	1.000	24-36	.667	45	78	123	11.1	12	38-1	4	22	34	129	11.7
2012-13	19	19	694	120-235	.511	0-0	---	83-103	.806	90	98	188	9.9	26	74-1	4	43	37	323	17.0
2013-14	19	19	542	66-147	.449	0-1	.000	44-57	.772	44	61	105	5.5	17	62-0	4	25	26	176	9.3
NBA (4)	54	54	1708	258-531	.486	1-2	.500	163-213	.765	194	256	450	8.3	58	195-2	14	103	106	680	12.6

EARLE HIGGINS (#23)

Height: 6-8 **Weight:** 200 **Birthdate:** December 30, 1946 **College:** Eastern Michigan '70
Drafted: Third Round 1970

YR	G	GS	MIN	FGM-FGA	PCT	3-POINT		FTM-FTA	PCT	OR	DR	TR	AVG	AST	PF-DQ	ST	TO	BKS	PTS	AVG
						FGM-FGA	PCT													
1970-71	53	0	467	104-223	.466	3-17	.176	20-30	.667	48	80	128	2.4	35	109-4	---	26	---	231	4.4
1971-72																				

DID NOT PLAY - COACH'S DECISION

PLAYOFF STATISTICS

1970-71	5	0	31	6-20	.300	0-2	.000	5-7	.714	3	8	11	2.2	1	5-0	---	5	---	17	3.4
---------	---	---	----	------	------	-----	------	-----	------	---	---	----	-----	---	-----	-----	---	-----	----	-----

GEORGE HILL (#3)

Height: 6-2 **Weight:** 180 **Birthdate:** May 4, 1986 **College:** IUPUI
Acquired: June 24, 2011, from San Antonio in exchange for the rights to Kawhi Leonard, Davis Bertans and Erazem Lorbek.

YR	G	GS	MIN	FGM-FGA	PCT	3-POINT		FTM-FTA	PCT	OR	DR	TR	AVG	AST	PF-DQ	ST	TO	BKS	PTS	AVG
						FGM-FGA	PCT													
2011-12	50	9	1274	168-380	.442	54-147	.367	91-117	.778	31	120	151	3.0	145	98-1	42	52	17	481	9.6
2012-13	76	76	2620	386-871	.443	130-353	.368	174-213	.817	47	237	284	3.7	355	134-0	81	116	26	1076	14.2
2013-14	76	76	2434	272-616	.442	95-260	.365	142-176	.807	53	230	283	3.7	265	158-0	75	92	23	781	10.3
2014-15	43	36	1267	255-535	.477	69-193	.358	113-143	.790	25	154	179	4.2	220	111-1	44	69	14	692	16.1
2015-16	74	73	2524	326-739	.441	128-314	.408	114-150	.760	58	240	298	4.0	259	149-0	83	101	17	894	12.1
NBA (5)	319	270	10029	1407-3141	.448	476-1267	.376	634-799	.793	214	981	1195	3.7	1244	650-2	325	430	97	3924	12.3

PLAYOFF STATISTICS

2011-12	11	11	346	47-105	.448	15-40	.375	39-46	.848	9	16	25	2.3	32	21-0	13	22	3	148	13.5
2012-13	18	18	685	83-207	.401	34-95	.358	63-76	.829	5	61	66	3.7	77	41-0	23	40	4	263	14.6
2013-14	19	19	687	79-178	.444	28-77	.364	44-61	.721	13	58	71	3.7	57	43-0	23	28	4	230	12.1
2015-16	7	7	235	32-57	.561	13-27	.481	18-22	.818	6	13	19	2.7	15	16-0	6	8	1	95	13.6
NBA (4)	55	55	1953	241-547	.440	90-239	.377	164-205	.800	33	148	181	3.3	181	121-0	65	98	12	736	13.4

JORDAN HILL (#27)

Height: 6-10 **Weight:** 245 **Birthdate:** July 27, 1987 **College:** Arizona
Signed: As a free agent, July 13, 2015

YR	G	GS	MIN	FGM-FGA	PCT	3-POINT		FTM-FTA	PCT	OR	DR	TR	AVG	AST	PF-DQ	ST	TO	BKS	PTS	AVG
						FGM-FGA	PCT													
2015-16	73	11	1515	278-549	.506	0-1	.000	89-125	.712	156	295	451	6.2	87	155-0	36	92	37	645	8.8

PLAYOFF STATISTICS

2015-16	5	0	15	0-3	.000	0-0	---	0-0	---	2	4	6	1.2	2	1-0	0	0	0	0	0.0
---------	---	---	----	-----	------	-----	-----	-----	-----	---	---	---	-----	---	-----	---	---	---	---	-----

SOLOMON HILL (#9, #44)

Height: 6-7 **Weight:** 225 **Birthdate:** March 18, 1981 **College:** Arizona
Drafted: First Round (23rd pick) 2013

YR	G	GS	MIN	3-POINT			PCT	FTM-FTA	PCT	OR	DR	TR	AVG	AST	PF-DQ	ST	TO	BKS	PTS	AVG
				FGM-FGA	PCT	FGM-FGA														
2013-14	28	0	226	17-40	.425	7-23	.304	6-7	.857	9	32	41	1.5	12	19-0	5	13	2	47	1.7
2014-15	82	78	2381	251-634	.396	68-208	.327	159-193	.824	70	244	314	3.8	184	177-0	66	115	18	729	8.9
2015-16	59	3	866	93-208	.447	24-74	.324	36-42	.857	39	127	166	2.8	57	68-0	37	33	11	246	4.2
NBA (3)	169	81	3473	361-882	.409	99-305	.325	201-242	.831	118	403	521	3.1	253	264-0	108	161	31	1022	6.0

PLAYOFF STATISTICS

2013-14	1	0	1	0-0	---	0-0	---	0-0	---	0	0	0	0.0	0	0-0	0	0	0	0	0.0
2015-16	7	0	198	14-31	.452	11-19	.579	15-16	.938	5	23	28	4.0	8	20-0	2	3	0	54	7.7
NBA (2)	8	0	199	14-31	.452	11-19	.579	15-19	.938	5	23	28	3.5	8	20-0	2	3	0	54	6.8

DARNELL HILLMAN (#20)

Height: 6-9 **Weight:** 215 **Birthdate:** August 29, 1949 **College:** San Jose State '71
Drafted: First Round 1971
Traded: April 11, 1977, to the New York Nets, along with a first-round draft pick, in exchange for John Williamson

YR	G	GS	MIN	3-POINT			PCT	FTM-FTA	PCT	OR	DR	TR	AVG	AST	PF-DQ	ST	TO	BKS	PTS	AVG
				FGM-FGA	PCT	FGM-FGA														
1971-72	73	5	1386	200-410	.488	1-5	.200	114-177	.644	152	326	478	6.5	49	210-4	---	84	---	515	7.1
1972-73	84	52	2541	328-735	.446	0-9	.000	148-252	.587	218	517	735	8.8	128	291-3	57	154	116	804	9.6
1973-74	83	43	2319	328-658	.498	3-8	.375	99-191	.518	198	478	676	8.1	96	295-7	70	177	177	758	9.1
1974-75	81	76	2603	486-923	.527	0-4	.000	152-202	.752	296	451	747	9.2	131	330-11	73	209	133	1124	13.9
1975-76	74	68	2166	375-828	.453	1-4	.250	243-336	.723	248	422	670	9.1	147	306-13	80	196	80	994	13.4
1976-77	82	59	2302	359-811	.443	---	---	161-244	.660	228	465	693	8.5	166	353-15	95	---	106	879	10.7
ABA (5)	395	244	11015	1717-3554	.483	5-30	.167	756-1158	.653	1112	2194	3306	8.4	551	1432-38280	820	506	4195	10.6	
6 YEARS	477	303	13317	2076-4365	.476	5-30	.167	917-1402	.654	1340	2659	3999	8.4	717	1785-53	375	820	612	5074	10.6

PLAYOFF STATISTICS

1971-72	20	0	327	53-95	.558	0-2	.000	18-33	.545	45	65	110	5.5	9	52-0	---	20	---	124	6.2
1972-73	18	10	485	43-101	.426	0-0	---	20-35	.571	39	96	135	7.5	17	44-0	5	29	16	106	5.9
1973-74	14	5	352	47-85	.553	0-1	.000	23-46	.500	37	63	100	7.1	12	44-1	6	20	16	117	8.4
1974-75	17	11	482	73-146	.500	0-0	---	35-51	.686	40	93	133	7.8	14	68-0	10	24	30	181	10.6
1975-76	3	3	111	16-39	.410	0-0	---	11-14	.786	13	18	31	11.7	10	14-0	6	10	5	43	14.3
ABA (5)	72	29	1757	232-466	.498	0-3	.000	107-179	.598	174	335	509	7.1	62	222-1	27	103	67	571	7.9

FRED HOIBERG (#20)

Height: 6-4 **Weight:** 203 **Birthdate:** October 15, 1972 **College:** Iowa State '95
Drafted: Second Round (52nd pick) 1995

YR	G	GS	MIN	3-POINT			PCT	FTM-FTA	PCT	OR	DR	TR	AVG	AST	PF-DQ	ST	TO	BKS	PTS	AVG
				FGM-FGA	PCT	FGM-FGA														
1995-96	15	1	85	8-19	.421	1-3	.333	15-18	.833	4	5	9	0.6	8	12-0	6	7	1	32	2.1
1996-97	47	0	572	67-156	.429	29-70	.414	61-77	.792	13	68	81	1.7	41	51-0	27	22	6	224	4.8
1997-98	65	1	874	85-222	.383	32-85	.376	59-69	.855	14	109	123	1.9	45	101-0	40	22	3	261	4.0
1998-99	12	0	87	6-21	.286	1-9	.111	6-6	1.000	2	9	11	0.9	4	11-0	0	3	0	19	1.6
NBA (4)	139	2	1618	166-418	.397	63-167	.377	141-170	.829	33	191	224	1.6	98	175-0	73	54	10	536	3.9

PLAYOFF STATISTICS

1997-98	2	0	20	3-8	.375	1-2	.500	2-2	1.000	1	3	4	2.0	1	2-0	1	0	0	9	4.5
1998-99	4	0	20	2-4	.500	0-0	---	0-0	---	0	3	3	0.8	2	1-0	3	0	0	4	1.0
NBA (2)	6	0	40	5-12	.417	1-2	.500	2-2	1.000	1	6	7	1.2	3	3-0	4	0	0	13	2.2

BOB HOOPER (#12)

Height: 6-0 **Weight:** 180 **Birthdate:** December 22, 1946 **College:** Dayton '68
Drafted: Ninth Round 1968

YR	G	GS	MIN	3-POINT			PCT	FTM-FTA	PCT	OR	DR	TR	AVG	AST	PF-DQ	ST	TO	BKS	PTS	AVG
				FGM-FGA	PCT	FGM-FGA														
1968-69	54	20	955	112-271	.413	4-32	.125	43-59	.729	35	74	109	2.0	142	91-0	---	52	---	271	5.0

PLAYOFF STATISTICS

1968-69	16	1	288	25-74	.338	4-16	.250	22-26	.850	---	---	38	2.4	45	41-0	---	13	---	76	4.8
---------	----	---	-----	-------	------	------	------	-------	------	-----	-----	----	-----	----	------	-----	----	-----	----	-----

JARRETT JACK (#1)

Height: 6-3 **Weight:** 197 **Birthdate:** October 28, 1983 **College:** Georgia Tech
Acquired: July 9, 2008, from Portland, along with Josh McRoberts and Brandon Rush, in exchange for Ike Diogu and Jerryd Bayless

3-POINT																				
YR	G	GS	MIN	FGM-FGA	PCT	FGM-FGA	PCT	FTM-FTA	PCT	OR	DR	TR	AVG	AST	PF-DQ	ST	TO	BKS	PTS	AVG
2008-09	82	53	2716	386-853	.453	78-221	.353	224-263	.852	44	232	276	3.4	338	179-0	88	184	17	1074	13.1

MARK JACKSON (#13)

Height: 6-3 **Weight:** 180 **Birthdate:** April 1, 1965 **College:** St. John's (N.Y.) '87
Acquired: June 30, 1994, from the L.A. Clippers, along with the draft rights to Greg Minor, in exchange for the draft rights to Eric Piatkowski, Pooh Richardson and Malik Sealy
Traded: June 13, 1996, to Denver, along with Ricky Pierce and a draft pick, in exchange for Jalen Rose, Reggie Williams and a draft pick
Acquired: February 20, 1997, from Denver, along with LaSalle Thompson, in exchange for Vincent Askew, Eddie Johnson and Indiana's 1997 and 1998 second-round draft picks

YR	G	GS	MIN	3-POINT										PF-DQ	ST	TO	BKS	PTS	AVG	
				FGM-FGA	PCT	FGM-FGA	PCT	FTM-FTA	PCT	OR	DR	TR	AVG							AST
1994-95	82	67	2402	239-566	.422	27-87	.310	119-153	.778	73	233	306	3.7	616	148-0	105	210	16	624	7.6
1995-96	81	81	2643	296-626	.473	64-149	.430	150-191	.785	66	241	307	3.8	635	153-0	100	201	5	806	10.0
1996-97	30	30	1053	97-227	.427	18-57	.316	59-77	.766	20	104	124	4.1	294	57-0	46	102	3	271	9.0
1997-98	82	82	2413	249-598	.416	43-137	.314	137-180	.761	67	255	322	3.9	713	132-0	84	174	2	678	8.3
1998-99	49	49	1382	138-329	.419	32-103	.311	65-79	.823	33	151	184	3.8	386	58-0	42	99	3	373	7.6
1999-00	81	81	2190	246-570	.432	89-221	.403	79-98	.806	63	233	296	3.7	650	111-0	76	174	10	660	8.1
NBA (6)	405	390	12083	1265-2916	.434	273-754	.362	609-778	.783	322	1217	1539	3.8	3294	659-0	453	960	39	3412	8.4

PLAYOFF STATISTICS

1994-95	17	17	553	59-130	.454	16-40	.400	34-46	.739	27	62	89	5.2	121	34-0	15	41	0	168	9.9
1995-96	5	5	186	18-51	.353	4-18	.222	13-17	.765	3	22	25	5.0	30	9-0	6	13	0	53	10.6
1997-98	16	16	494	53-127	.417	14-37	.378	27-34	.794	18	55	73	4.6	133	28-0	23	47	0	147	9.2
1998-99	13	13	451	51-103	.495	14-34	.412	30-42	.714	14	45	59	4.5	112	32-0	14	35	1	146	11.2
1999-00	23	23	634	69-176	.392	21-67	.313	28-31	.903	12	74	86	3.7	178	42-0	19	43	2	187	8.1
NBA (5)	74	74	2318	250-587	.426	69-196	.352	132-170	.776	74	258	332	4.5	574	145-0	77	179	3	701	9.5

RALPH JACKSON (#2)

Height: 6-2 **Weight:** 185 **Birthdate:** October 26, 1962 **College:** UCLA '84
Drafted: Fourth Round (71st pick) 1984
Waived: November 7, 1984

3-POINT																				
YR	G	GS	MIN	FGM-FGA	PCT	FGM-FGA	PCT	FTM-FTA	PCT	OR	DR	TR	AVG	AST	PF-DQ	ST	TO	BKS	PTS	AVG
1984-85	1	0	12	1-3	.333	0-0	---	0-0	---	1	0	1	1.0	4	1-0	2	1	0	2	2.0

STEPHEN JACKSON (#1)

Height: 6-8 **Weight:** 218 **Birthdate:** April 5, 1978 **High School:** Oak Hill Academy (Va.)
Acquired: July 15, 2004, from Atlanta in exchange for Al Harrington
Traded: January 19, 2007, to Golden State, along with Al Harrington, Sarunas Jasikevicius and Josh Powell, in exchange for Ike Diogu, Mike Dunleavy, Keith McLeod and Troy Murphy

YR	G	GS	3-POINT																	
			MIN	FGM-FGA	PCT	FGM-FGA	PCT	FTM-FTA	PCT	OR	DR	TR	AVG	AST	PF-DQ	ST	TO	BKS	PTS	AVG
2004-05	51	49	1806	330-819	.403	103-286	.360	190-229	.830	44	206	250	4.9	119	154-4	64	123	14	953	18.7
2005-06	81	81	2910	472-1148	.411	117-339	.345	268-341	.786	48	264	312	3.9	225	195-0	104	203	43	1329	16.4
2006-07	37	32	1186	180-430	.419	41-138	.297	120-146	.822	17	78	95	2.6	114	87-2	33	81	20	521	14.1
NBA (3)	169	162	5902	982-2397	.410	261-763	.342	578-716	.807	109	548	657	3.9	458	436-6	201	407	77	2803	16.6

PLAYOFF STATISTICS

2004-05	13	13	472	70-178	.393	20-63	.317	49-60	.817	7	43	50	3.8	29	39-0	25	34	6	209	16.1
2005-06	6	6	227	30-82	.366	6-26	.231	14-18	.778	5	22	27	4.5	20	23-1	4	15	1	80	13.3
NBA (2)	19	19	699	100-260	.385	26-89	.292	63-78	.808	12	65	77	4.1	49	62-1	29	49	7	289	15.2

TRACY JACKSON (#7)

Height: 6-6 **Weight:** 215 **Birthdate:** April 21, 1959 **College:** Notre Dame '81
Signed: January 12, 1984, as a free agent

3-POINT																				
YR	G	GS	MIN	FGM-FGA	PCT	FGM-FGA	PCT	FTM-FTA	PCT	OR	DR	TR	AVG	AST	PF-DQ	ST	TO	BKS	PTS	AVG
1983-84	2	0	10	1-4	.250	0-0	---	4-4	1.000	1	0	1	0.5	0	3-0	0	1	0	6	3.0

SARUNAS JASIKEVICIUS (#3)

Height: 6-4 **Weight:** 197 **Birthdate:** March 5, 1976 **College:** Maryland '98

Signed: August 11, 2005, as a free agent

Traded: January 19, 2007, to Golden State, along with Al Harrington, Stephen Jackson and Josh Powell, in exchange for Ike Diogu, Mike Dunleavy, Keith McLeod and Troy Murphy.

YR	G	GS	MIN	3-POINT			PCT	OR	DR	TR	AVG	AST	PF-DQ	ST	TO	BKS	PTS	AVG
				FGM-FGA	PCT FGM-FGA	FTM-FTA												
2005-06	75	15	1557	170-429	.396	86-236	.364	121-133	.910	19	134	153	2.0	227	108-0	40	116	4 547 7.3
2006-07	37	1	664	91-221	.412	32-86	.372	59-64	.922	10	38	48	1.3	111	53-0	13	59	0 273 7.4
NBA (2)	112	16	2221	261-650	.402	118-322	.366	180-197	.914	29	172	201	1.8	338	161-0	53	175	4 820 7.3

PLAYOFF STATISTICS

2005-06	6	0	66	7-19	.368	2-9	.222	1-2	.500	1	5	6	1.0	6	7-0	0	5	1 17 2.8
---------	---	---	----	------	------	-----	------	-----	------	---	---	---	-----	---	-----	---	---	----------

BRITTON JOHNSEN (#32)

Height: 6-10 **Weight:** 210 **Birthdate:** July 8, 1979 **College:** Utah '03

Signed: November 25, 2004, as a free agent

Waived: December 7, 2004

YR	G	GS	MIN	3-POINT			PCT	OR	DR	TR	AVG	AST	PF-DQ	ST	TO	BKS	PTS	AVG
				FGM-FGA	PCT FGM-FGA	FTM-FTA												
2004-05	6	1	87	6-22	.273	0-4	.000	0-0	---	5	5	10	1.7	4	10-0	1	3	0 12 2.0

ANTHONY JOHNSON (#8)

Height: 6-3 **Weight:** 190 **Birthdate:** October 2, 1974 **College:** College of Charleston '97

Signed: July 25, 2003, as a free agent

Traded: July 24, 2006, to Dallas in exchange for Darrell Armstrong, Rawle Marshall and Josh Powell

YR	G	GS	MIN	3-POINT			PCT	OR	DR	TR	AVG	AST	PF-DQ	ST	TO	BKS	PTS	AVG
				FGM-FGA	PCT FGM-FGA	FTM-FTA												
2003-04	73	7	1598	167-411	.406	41-122	.336	75-94	.798	28	102	130	1.8	202	138-0	64	75	8 450 6.2
2004-05	63	36	1747	203-466	.445	41-108	.380	85-113	.752	32	147	179	2.8	302	144-0	59	96	15 532 8.4
2005-06	75	53	1981	267-603	.443	51-155	.329	106-141	.752	31	137	168	2.2	324	132-0	63	115	22 691 9.2
NBA (3)	211	96	5326	637-1470	.433	133-385	.345	266-348	.764	91	386	477	2.3	828	414-0	186	286	45 1673 9.9

PLAYOFF STATISTICS

2003-04	16	0	332	25-69	.362	6-20	.300	17-22	.773	7	27	34	2.1	34	34-0	13	11	4 73 4.6
2004-05	13	4	316	27-77	.351	8-23	.348	29-36	.806	4	34	38	2.9	66	28-0	13	25	5 91 7.0
2005-06	6	6	242	45-87	.517	8-20	.400	22-33	.667	8	22	30	5.0	31	17-0	6	14	0 120 20.0
NBA (3)	35	10	890	97-233	.416	22-63	.349	68-91	.747	19	83	102	2.9	131	79-0	32	50	9 284 8.1

CLEMON JOHNSON (#45)

Height: 6-10 **Weight:** 240 **Birthdate:** September 12, 1956 **College:** Florida A&M '78

Acquired: October 9, 1979, from Portland in exchange for a second-round draft pick

Traded: February 15, 1983, to Philadelphia, along with a third-round draft pick, in exchange for first and second-round draft picks

YR	G	GS	MIN	3-POINT			PCT	OR	DR	TR	AVG	AST	PF-DQ	ST	TO	BKS	PTS	AVG
				FGM-FGA	PCT FGM-FGA	FTM-FTA												
1979-80	79	0	1541	199-396	.503	0-0	---	74-117	.632	145	249	394	5.0	115	211-2	48	78	121 472 6.0
1980-81	81	2	1643	235-466	.504	0-1	.000	112-189	.593	173	295	468	5.8	144	185-1	44	121	119 582 7.2
1981-82	79	42	1979	312-641	.487	0-0	---	123-189	.651	184	387	571	7.2	127	241-3	60	138	112 747 9.5
1982-83	51	7	1216	208-399	.521	0-1	.000	77-122	.631	115	204	319	6.3	115	137-2	51	88	63 493 9.7
NBA (4)	290	51	6379	954-1902	.502	0-2	.000	386-617	.626	617	1135	1752	6.0	501	774-8	203	425	415 2294 7.9

PLAYOFF STATISTICS

1980-81	2	1	55	5-12	.417	0-0	---	5-10	.500	10	10	20	10.0	3	3-0	4	3	2 15 7.5
---------	---	---	----	------	------	-----	-----	------	------	----	----	----	------	---	-----	---	---	----------

EDDIE JOHNSON (#8)

Height: 6-7 **Weight:** 215 **Birthdate:** May 1, 1959 **College:** Illinois '81

Signed: October 2, 1995, as a free agent

Traded: February 20, 1997, to Denver, along with Vincent Askew and Indiana's 1997 and 1998 second-round draft picks, in exchange for Mark Jackson and LaSalle Thompson

YR	G	GS	MIN	3-POINT			PCT	OR	DR	TR	AVG	AST	PF-DQ	ST	TO	BKS	PTS	AVG
				FGM-FGA	PCT FGM-FGA	FTM-FTA												
1995-96	62	0	1002	180-436	.413	45-128	.352	70-79	.886	45	108	153	2.5	69	104-1	20	56	4 475 7.7
1996-97	28	1	306	59-136	.434	9-28	.321	20-27	.741	3	37	40	1.4	17	33-0	5	17	1 147 5.3
NBA (2)	90	1	1308	239-572	.418	54-156	.346	90-106	.849	48	145	193	2.1	86	137-1	25	73	5 622 6.9

PLAYOFF STATISTICS

1995-96	1	0	9	0-5	.000	0-2	.000	0-0	---	0	0	0	---	1	0-0	0	0	0 0 0.0
---------	---	---	---	-----	------	-----	------	-----	-----	---	---	---	-----	---	-----	---	---	---------

GEORGE JOHNSON (#24)

Height: 6-7 **Weight:** 225 **Birthdate:** December 8, 1956 **College:** St. John's (N.Y.) '78
Acquired: September 11, 1980, from Milwaukee, along with a second-round draft pick, in exchange for Mickey Johnson
Signed: December 15, 1984, with Philadelphia; Indiana compensated with two second-round draft picks

YR	G	GS	MIN	3-POINT			PCT	FTM-FTA	PCT	OR	DR	TR	AVG	AST	PF-DQ	ST	TO	BKS	PTS	AVG
				FGM-FGA	PCT	FGM-FGA														
1980-81	43	19	930	182-394	.462	0-5	.000	93-122	.762	99	179	278	6.5	86	120-1	47	85	23	457	10.6
1981-82	59	4	720	120-291	.412	0-2	.000	60-80	.750	72	145	217	3.7	40	147-2	36	70	25	300	5.1
1982-83	82	64	2297	409-858	.477	7-38	.184	126-172	.733	176	369	545	6.6	220	279-6	77	242	53	951	11.6
1983-84	81	20	2073	411-884	.465	11-47	.234	223-270	.826	139	321	460	5.7	195	256-3	82	186	49	1056	13.0
NBA (4)	265	107	6020	1122-2427	.462	18-92	.196	502-644	.780	486	1014	1500	5.7	541	802-12	242	583	150	2764	10.4

PLAYOFF STATISTICS

1980-81	2	1	23	5-8	.625	0-0	---	0-0	---	1	3	4	2.0	1	1-0	0	2	0	10	5.0
---------	---	---	----	-----	------	-----	-----	-----	-----	---	---	---	-----	---	-----	---	---	---	----	-----

GUS JOHNSON (#25)

Height: 6-6 **Weight:** 230 **Birthdate:** December 13, 1938 **College:** Idaho '63
Signed: December 15, 1972, as a free agent

YR	G	GS	MIN	3-POINT			PCT	FTM-FTA	PCT	OR	DR	TR	AVG	AST	PF-DQ	ST	TO	BKS	PTS	AVG
				FGM-FGA	PCT	FGM-FGA														
1972-73	50	1	753	132-299	.441	4-21	.190	31-42	.738	85	160	245	4.9	62	113-1	17	70	13	299	6.0

PLAYOFF STATISTICS

1972-73	17	0	184	15-59	.254	0-3	.000	12-16	.750	23	46	69	4.1	15	27-0	5	18	2	42	2.5
---------	----	---	-----	-------	------	-----	------	-------	------	----	----	----	-----	----	------	---	----	---	----	-----

MICKEY JOHNSON (#8)

Height: 6-10 **Weight:** 190 **Birthdate:** August 31, 1952 **College:** Aurora College '74
Signed: July 17, 1979, as a free agent
Traded: September 11, 1980, to Milwaukee in exchange for George Johnson and a second-round draft pick

YR	G	GS	MIN	3-POINT			PCT	FTM-FTA	PCT	OR	DR	TR	AVG	AST	PF-DQ	ST	TO	BKS	PTS	AVG
				FGM-FGA	PCT	FGM-FGA														
1979-80	82	61	2647	588-1271	.463	5-32	.156	385-482	.799	258	423	681	8.3	344	291-11	153	286	112	1566	19.1

ORLANDO JOHNSON (#11)

Height: 6-5 **Weight:** 220 **Birthdate:** March 11, 1989 **College:** California-Santa Barbara
Acquired: June 28, 2012, from Sacramento, in exchange for cash considerations
Waived: February 20, 2014

YR	G	GS	MIN	3-POINT			PCT	FTM-FTA	PCT	OR	DR	TR	AVG	AST	PF-DQ	ST	TO	BKS	PTS	AVG
				FGM-FGA	PCT	FGM-FGA														
2012-13	51	0	619	72-180	.400	36-94	.383	23-32	.719	20	90	110	2.2	47	51-0	11	29	9	203	4.0
2013-14	38	0	342	33-96	.344	8-41	.195	17-22	.773	7	44	51	1.3	16	23-0	6	14	1	91	2.4
NBA (2)	89	0	961	105-276	.380	44-135	.326	40-54	.741	27	134	161	1.8	63	74-0	17	43	10	294	3.3

PLAYOFF STATISTICS

2012-13	12	0	28	2-11	.182	1-3	.333	5-9	.556	0	3	3	0.1	1	0-0	0	1	0	10	0.8
---------	----	---	----	------	------	-----	------	-----	------	---	---	---	-----	---	-----	---	---	---	----	-----

DAHNTAY JONES (#1)

Height: 6-6 **Weight:** 210 **Birthdate:** December 27, 1980 **College:** Duke '03
Signed: July 14, 2009, as a free agent
Traded: July 12, 2012, to Dallas, along with Darren Collison, in exchange for Ian Mahinmi

YR	G	GS	MIN	3-POINT			PCT	FTM-FTA	PCT	OR	DR	TR	AVG	AST	PF-DQ	ST	TO	BKS	PTS	AVG
				FGM-FGA	PCT	FGM-FGA														
2009-10	76	26	1892	287-623	.461	4-32	.125	198-257	.770	48	181	229	3.0	150	237-1	40	129	39	776	10.2
2010-11	45	2	589	100-214	.467	14-39	.359	69-90	.767	4	61	65	1.4	33	70-0	20	31	7	283	6.3
2011-12	65	3	1052	115-281	.409	33-77	.429	83-99	.838	23	94	117	1.8	63	119-0	23	46	11	346	5.3
NBA (3)	186	31	3533	502-1118	.449	51-148	.344	350-446	.785	75	336	411	2.2	246	426-1	83	206	57	1405	7.6

PLAYOFF STATISTICS

2010-11	3	-	50	9-20	.450	0-3	.000	8-9	.889	2	0	2	0.7	2	7-0	1	3	0	26	8.7
2011-12	7	0	58	4-18	.222	2-9	.222	7-7	1.000	4	3	7	1.0	3	11-0	1	3	0	17	2.4
NBA (2)	10	0	108	13-38	.342	2-12	.167	15-16	.938	6	3	9	0.9	5	18-0	2	6	0	43	4.3

FRED JONES (#20)**Height:** 6-4 **Weight:** 210 **Birthdate:** March 11, 1979 **College:** Oregon '02**Drafted:** First Round (14th pick) 2002

YR	G	GS	MIN	3-POINT			PCT	FTM-FTA	PCT	OR	DR	TR	AVG	AST	PF-DQ	ST	TO	BKS	PTS	AVG
				FGM-FGA	PCT	FGM-FGA														
2002-03	19	1	115	9-24	.375	2-7	.286	3-4	.750	4	5	9	0.5	5	13-0	6	6	1	23	1.2
2003-04	81	2	1508	123-311	.395	27-89	.303	124-149	.832	25	101	126	1.6	173	132-0	65	73	18	397	4.9
2004-05	77	14	2268	275-647	.425	87-229	.380	176-207	.850	34	208	242	3.1	196	171-1	61	114	31	813	10.6
2005-06	68	2	1837	233-559	.417	63-187	.337	122-160	.763	18	152	170	2.5	154	142-3	55	107	20	651	9.6
NBA (4)	245	19	5728	640-1541	.415	179-512	.350	425-520	.817	81	466	547	2.2	528	458-4	187	300	70	1884	7.7

PLAYOFF STATISTICS

2003-04	14	0	263	25-51	.490	11-22	.500	5-7	.714	3	30	33	2.4	16	31-0	7	9	7	66	4.7
2004-05	13	0	234	16-54	.296	9-23	.391	12-13	.923	1	22	23	1.8	13	13-0	8	15	2	53	4.1
2005-06	6	1	167	15-36	.417	6-16	.375	11-12	.917	2	18	20	3.3	15	13-0	6	8	1	47	7.8
NBA (3)	33	1	664	56-141	.397	26-61	.426	28-32	.875	6	70	76	2.3	44	57-0	21	32	10	166	5.0

JAMES JONES (#33)**Height:** 6-8 **Weight:** 225 **Birthdate:** October 4, 1980 **College:** Miami (Fla.) '03**Drafted:** Second Round (49th overall) 2003**Traded:** August 25, 2005, to Phoenix in exchange for a future second-round draft pick

YR	G	GS	MIN	3-POINT			PCT	FTM-FTA	PCT	OR	DR	TR	AVG	AST	PF-DQ	ST	TO	BKS	PTS	AVG
				FGM-FGA	PCT	FGM-FGA														
2003-04	6	0	26	2-9	.222	1-4	.250	2-2	1.000	0	2	2	0.3	0	1-0	1	0	0	7	1.2
2004-05	75	24	1330	126-318	.396	66-166	.398	53-62	.855	39	135	174	2.3	57	123-1	31	43	28	371	4.9
NBA (2)	81	24	1356	128-327	.391	67-170	.394	55-64	.859	39	137	176	2.2	57	124-1	32	43	28	378	4.7

PLAYOFF STATISTICS

2004-05	13	0	214	19-46	.413	10-25	.400	4-9	.444	5	22	27	2.1	10	18-0	7	4	7	52	4.0
---------	----	---	-----	-------	------	-------	------	-----	------	---	----	----	-----	----	------	---	---	---	----	-----

SOLOMON JONES (#44)**Height:** 6-10 **Weight:** 245 **Birthdate:** July 16, 1984 **College:** South Florida '06**Signed:** July 30, 2009, as a free agent

YR	G	GS	MIN	3-POINT			PCT	FTM-FTA	PCT	OR	DR	TR	AVG	AST	PF-DQ	ST	TO	BKS	PTS	AVG
				FGM-FGA	PCT	FGM-FGA														
2009-10	52	2	675	78-176	.443	0-3	.000	51-71	.718	51	93	144	2.8	32	125-3	14	40	37	207	4.0
2010-11	39	-	528	49-121	.405	0-1	.000	41-62	.661	45	68	113	2.9	30	94-0	12	35	22	139	3.6
NBA (2)	91	2	1203	127-297	.428	0-4	.000	92-133	.692	96	161	257	2.8	62	219-3	26	75	59	346	3.8

WILBERT JONES (#22)**Height:** 6-8 **Weight:** 205 **Birthdate:** February 27, 1947 **College:** Albany State '69**Drafted:** First Round 1976 in ABA dispersal draft

YR	G	GS	MIN	3-POINT			PCT	FTM-FTA	PCT	OR	DR	TR	AVG	AST	PF-DQ	ST	TO	BKS	PTS	AVG
				FGM-FGA	PCT	FGM-FGA														
1976-77	80	74	2709	438-1019	.430	0-0	---	166-223	.744	218	386	604	7.6	189	305-10	102	---	80	1042	13.0

CHARLES JORDAN (#34)**Height:** 6-8 **Weight:** 225 **Birthdate:** January 31, 1954 **College:** Canisius '75**Drafted:** Second Round (16th pick) 1975**Waived:** October 4, 1976

YR	G	GS	MIN	3-POINT			PCT	FTM-FTA	PCT	OR	DR	TR	AVG	AST	PF-DQ	ST	TO	BKS	PTS	AVG
				FGM-FGA	PCT	FGM-FGA														
1975-76	72	2	867	163-376	.434	2-10	.200	43-72	.597	96	124	220	3.1	54	184-4	33	84	13	371	5.2
PLAYOFF STATISTICS																				
1975-76	2	0	18	1-6	.167	0-0	---	0-0	---	0	5	5	2.5	2	9-0	2	1	0	2	1.0

KEVIN JOYCE (#43)

Height: 6-3 **Weight:** 190 **Birthdate:** June 27, 1951 **College:** South Carolina '73
Acquired: 1973 from San Antonio
Traded: 1975 to San Diego Sails

YR	G	GS	MIN	3-POINT																
				FGM-FGA	PCT	FGM-FGA	PCT	FTM-FTA	PCT	OR	DR	TR	AVG	AST	PF-DQ	ST	TO	BKS	PTS	AVG
1973-74	56	11	987	171-432	.396	5-27	.185	64-78	.821	33	59	92	1.6	128	86-0	32	80	8	411	7.3
1974-75	81	79	2828	530-1245	.426	8-42	.190	142-180	.789	60	103	163	2.0	322	259-3	107	151	23	1210	14.9
ABA (2)	137	90	3815	701-1677	.418	13-69	.188	206-258	.798	93	162	255	1.9	450	345-3	139	231	31	1621	11.8

PLAYOFF STATISTICS

YR	G	GS	MIN	FGM-FGA	PCT	FGM-FGA	PCT	FTM-FTA	PCT	OR	DR	TR	AVG	AST	PF-DQ	ST	TO	BKS	PTS	AVG
1973-74	10	1	136	17-53	.321	2-7	.286	8-10	.800	3	6	9	0.9	12	19-0	4	10	2	44	4.4
1974-75	18	18	593	88-211	.417	5-13	.385	32-41	.780	3	28	31	1.7	45	55-0	17	31	9	213	11.8
ABA (2)	28	19	729	105-264	.398	7-20	.350	40-51	.784	6	34	40	1.4	57	74-0	21	41	11	257	9.2

BUTCH JOYNER (N/A)

Height: 6-4 **Weight:** 195 **Birthdate:** April 26, 1945 **College:** Indiana '68
Drafted: 10th Round 1968
Waived: February 1969

3-POINT																				
YR	G	GS	MIN	FGM-FGA	PCT	FGM-FGA	PCT	FTM-FTA	PCT	OR	DR	TR	AVG	AST	PF-DQ	ST	TO	BKS	PTS	AVG
1968-69	2	0	5	0-0	---	0-0	---	0-0	---	0	1	1	0.5	0	1-0	---	0	---	0	0.0

BILLY KELLER (#11)

Height: 5-10 **Weight:** 185 **Birthdate:** August 30, 1947 **College:** Purdue '69
Drafted: Eighth Round 1969
Retired: September 27, 1976

YR	G	GS	MIN	3-POINT										PF-DQ	ST	TO	BKS	PTS	AVG	
				FGM-FGA	PCT	FGM-FGA	PCT	FTM-FTA	PCT	OR	DR	TR	AVG							AST
1969-70	82	--	1482	252-634	.397	42-154	.273	164-193	.850	75	99	174	2.1	235	153-0	---	115	---	710	8.7
1970-71	83	--	2490	417-980	.426	84-230	.365	267-308	.867	81	159	240	2.9	437	170-1	---	196	---	1185	14.3
1971-72	76	23	1729	264-619	.426	56-169	.331	153-174	.879	62	102	164	2.2	264	118-1	---	131	---	737	9.7
1972-73	83	33	2251	421-973	.433	71-222	.320	234-269	.870	82	122	204	2.5	361	162-1	37	171	0	1147	13.8
1973-74	75	19	1428	279-615	.454	50-131	.382	107-123	.870	44	84	128	1.7	172	83-0	37	100	3	715	9.5
1974-75	79	13	1918	397-908	.437	80-240	.333	113-128	.883	90	121	211	2.7	204	101-0	59	109	3	987	12.5
1975-76	78	45	2301	409-1010	.405	123-349	.352	164-183	.896	81	147	228	2.9	307	116-0	59	148	5	1105	14.2
ABA (7)	556	133	13599	2439-5739	.425	506-1495	.338	1202-1378	.872	515	834	1349	2.4	1980	903-3	192	970	11	6586	11.8

PLAYOFF STATISTICS

YR	G	GS	MIN	FGM-FGA	PCT	FGM-FGA	PCT	FTM-FTA	PCT	OR	DR	TR	AVG	AST	PF-DQ	ST	TO	BKS	PTS	AVG
1969-70	15	11	527	75-177	.424	3-23	.130	42-46	.913	19	32	51	3.4	68	41-0	---	29	---	195	13.0
1970-71	11	9	448	82-190	.432	23-58	.397	50-58	.862	15	27	42	3.8	59	23-1	---	35	---	237	21.5
1971-72	20	8	532	84-188	.447	19-48	.396	53-63	.841	15	20	35	1.8	84	47-0	---	26	---	240	12.0
1972-73	17	0	348	57-149	.383	8-36	.222	31-38	.816	18	34	52	3.1	63	35-0	8	16	2	153	9.0
1973-74	12	0	194	41-93	.441	15-40	.375	16-19	.842	9	9	18	1.5	25	12-0	5	16	0	113	9.4
1974-75	17	2	405	68-162	.420	17-43	.395	30-30	1.000	8	16	24	1.4	29	24-0	7	22	0	183	10.8
1975-76	3	1	50	8-16	.500	2-7	.286	0-1	.000	0	3	3	1.0	6	2-0	1	2	0	18	6.0
ABA (7)	95	31	2504	415-975	.426	87-255	.341	222-255	.871	84	141	225	2.4	334	184-1	21	146	2	1139	12.0

CLARK KELLOGG (#33)

Height: 6-7 **Weight:** 225 **Birthdate:** July 2, 1961 **College:** Ohio State '83
Drafted: First Round (8th pick) 1982
Retired: August 12, 1987

YR	G	GS	MIN	3-POINT																
				FGM-FGA	PCT	FGM-FGA	PCT	FTM-FTA	PCT	OR	DR	TR	AVG	AST	PF-DQ	ST	TO	BKS	PTS	AVG
1982-83	81	81	2761	680-1420	.479	4-18	.222	261-352	.741	340	520	860	10.6	223	298-6	141	217	43	1625	20.1
1983-84	79	79	2676	619-1193	.519	7-21	.333	261-340	.768	230	489	719	9.1	234	242-2	121	218	28	1506	19.1
1984-85	77	65	2449	562-1112	.505	7-14	.500	301-396	.760	224	500	724	9.4	244	247-2	86	231	26	1432	18.6
1985-86	79	12	568	139-294	.473	4-13	.308	53-69	.768	51	117	168	8.8	57	59-2	28	61	8	335	17.6
1986-87	4	4	60	8-22	.364	1-2	.500	3-4	.750	7	4	11	2.8	6	12-0	5	4	0	20	5.0
NBA (5)	260	241	8514	2008-4041	.497	23-68	.338	879-1161	.757	852	1630	2482	9.5	764	858-12	381	731	105	4918	18.9

ARVESTA KELLY (#15)**Height:** 6-3 **Weight:** 175 **Birthdate:** November 20, 1945 **College:** Lincoln (Mo.) '67

YR	G	GS	MIN	3-POINT			PCT	FTM-FTA	PCT	OR	DR	TR	AVG	AST	PF-DQ	ST	TO	BKS	PTS	AVG
				FGM-FGA	PCT	FTM-FTA														
1971-72	4	0	41	3-9	.333	0-0	---	0-0	---	1	6	7	1.8	2	10-0	---	2	---	6	1.5

GREG KELSER (#11)**Height:** 6-7 **Weight:** 205 **Birthdate:** September 17, 1957 **College:** Michigan State '79**Signed:** March 25, 1985, as a free agent

YR	G	GS	MIN	3-POINT			PCT	FTM-FTA	PCT	OR	DR	TR	AVG	AST	PF-DQ	ST	TO	BKS	PTS	AVG
				FGM-FGA	PCT	FTM-FTA														
1984-85	10	0	114	21-53	.396	0-1	.000	20-28	.714	6	13	19	1.9	13	16-0	7	12	0	62	6.2

LARI KETNER (#8)**Height:** 6-9 **Weight:** 265 **Birthdate:** February 1, 1977 **College:** Massachusetts '99**Signed:** September 12, 2000, as a free agent

YR	G	GS	MIN	3-POINT			PCT	FTM-FTA	PCT	OR	DR	TR	AVG	AST	PF-DQ	ST	TO	BKS	PTS	AVG
				FGM-FGA	PCT	FTM-FTA														
2000-01	3	0	7	0-0	---	0-0	---	0-0	---	0	0	0	0.0	1	0-0	0	2	0	0	0.0

GREG KITE (#54)**Height:** 6-11 **Weight:** 260 **Birthdate:** August 5, 1961 **College:** Brigham Young '83**Signed:** March 24, 1995, as a free agent

YR	G	GS	MIN	3-POINT			PCT	FTM-FTA	PCT	OR	DR	TR	AVG	AST	PF-DQ	ST	TO	BKS	PTS	AVG
				FGM-FGA	PCT	FTM-FTA														
1994-95	9	0	61	3-14	.214	0-0	---	2-10	.200	10	8	18	2.0	1	13-0	0	5	0	8	0.9

PLAYOFF STATISTICS

1994-95	8	0	27	1-3	.333	0-0	---	2-2	1.000	3	4	7	0.9	0	9-0	1	2	0	4	0.5
---------	---	---	----	-----	------	-----	-----	-----	-------	---	---	---	-----	---	-----	---	---	---	---	-----

BILLY KNIGHT (#25)**Height:** 6-6 **Weight:** 195 **Birthdate:** June 9, 1952 **College:** Pittsburgh '74**Drafted:** First Round (6th pick) 1974**Traded:** September 1, 1977, to Buffalo in exchange for Mike Bantom and Adrian Dantley**Acquired:** January 16, 1979, from Boston in exchange for Rick Robey**Traded:** September 17, 1983, to New York in exchange for Vince Taylor and a first-round draft pick

YR	G	GS	MIN	3-POINT			PCT	FTM-FTA	PCT	OR	DR	TR	AVG	AST	PF-DQ	ST	TO	BKS	PTS	AVG
				FGM-FGA	PCT	FTM-FTA														
1974-75	80	45	2559	580-1087	.534	4-16	.250	207-259	.799	284	348	632	7.9	168	194-1	115	236	29	1371	17.1
1975-76	70	70	2775	774-1567	.494	6-15	.400	415-501	.828	294	414	708	10.1	259	206-0	92	299	23	1969	28.1
1976-77	78	77	3117	831-1687	.493	---	---	413-506	.816	223	359	582	7.5	260	197-0	117	---	19	2075	26.6
1978-79	39	3	976	222-399	.556	---	---	131-150	.873	53	121	174	4.5	86	74-0	32	96	5	575	14.7
1979-80	75	43	1910	385-722	.533	4-15	.267	212-262	.809	136	225	361	4.8	155	96-0	82	132	9	986	13.1
1980-81	82	70	2385	546-1025	.533	3-19	.158	341-410	.832	191	219	410	5.0	157	155-1	84	177	12	1436	17.5
1981-82	81	19	1803	378-764	.495	9-32	.281	233-282	.826	97	160	257	3.2	118	132-0	63	137	14	998	12.3
1982-83	80	54	2262	512-984	.520	3-19	.158	343-408	.841	152	172	324	4.1	192	143-0	66	193	8	1370	17.1
ABA (2)	150	115	5334	1354-2654	.510	10-31	.323	622-760	.818	578	762	1340	8.9	427	400-1	207	535	52	3340	22.3
NBA (6)	435	266	12453	2874-5581	.515	19-85	.224	1673-2018	.829	852	1256	2108	4.8	968	797-1	444	735	67	7440	17.1
8 YEARS	585	381	17787	4228-8235	.513	29-116	.250	2295-2778	.826	1430	2018	3448	5.9	1395	1197-2	651	1270	119	10780	18.4

PLAYOFF STATISTICS

1974-75	18	18	763	175-310	.565	0-2	.000	82-97	.845	64	96	160	8.9	43	45-0	17	55	1	434	24.1
1975-76	3	3	143	41-74	.554	0-1	.000	19-22	.868	10	22	32	10.7	12	9-0	2	20	0	101	33.7
1980-81	2	2	71	16-30	.533	0-0	---	5-8	.625	6	6	12	6.0	5	5-0	1	5	0	37	18.5
ABA (2)	21	21	906	216-384	.563	0-3	.000	101-119	.849	74	118	192	9.1	55	54-0	19	75	1	535	25.5
3 YEARS	23	23	977	232-414	.560	0-3	.000	106-127	.835	80	124	204	8.9	60	59-0	20	80	1	572	24.9

RON KOZLICKI (#42)**Height:** 6-7 **Weight:** 215 **Birthdate:** December 12, 1944 **College:** Northwestern '67**Drafted:** 13th Round 1967**Traded:** May 25, 1968, to Minnesota, along with James Dawson and a first-round draft pick, in exchange for

BRUCE KUCZENSKI (#7)

Height: 6-10 **Weight:** 232 **Birthdate:** February 3, 1961 **College:** Connecticut '83

Signed: February 18, 1984, as a free agent

3-POINT																
YR	G	GS	MIN	FGM-FGA	PCT	FGM-FGA	PCT	FTM-FTA	PCT	OR	DR	TR	AVG	AST	PF-DQ	ST
1983-84	5	0	51	5-17	.294	0-0	---	4-4	1.000	3	6	9	1.8	2	8-0	0

JOHN KUESTER (#5)

Height: 6-2 **Weight:** 180 **Birthdate:** February 6, 1955 **College:** North Carolina '77

Signed: August 3, 1979, as a free agent

Waived: September 25, 1980

3-POINT																
YR	G	GS	MIN	FGM-FGA	PCT	FGM-FGA	PCT	FTM-FTA	PCT	OR	DR	TR	AVG	AST	PF-DQ	ST
1979-80	24	0	100	12-34	.353	0-0	---	5-7	.714	3	11	14	0.6	16	8-0	7

BO LAMAR (#1)

Height: 6-1 **Weight:** 180 **Birthdate:** April 7, 1951

College: Southwestern Louisiana '73

Drafted: November 12, 1975, in San Diego dispersal draft

3-POINT																
YR	G	GS	MIN	FGM-FGA	PCT	FGM-FGA	PCT	FTM-FTA	PCT	OR	DR	TR	AVG	AST	PF-DQ	ST
1975-76	35	13	908	229-555	.413	21-78	.269	68-92	.739	37	61	98	2.8	135	46-0	36

JEROME LANE (#43)

Height: 6-6 **Weight:** 230 **Birthdate:** December 4, 1966 **College:** Pittsburgh '89

Signed: January 24, 1992, as a free agent

Waived: February 11, 1992

3-POINT																
YR	G	GS	MIN	FGM-FGA	PCT	FGM-FGA	PCT	FTM-FTA	PCT	OR	DR	TR	AVG	AST	PF-DQ	ST
1991-92	3	0	30	3-5	.600	0-0	---	0-6	.000	9	9	18	6.0	4	9-0	0

TY LAWSON (#10)

Height: 5-11 **Weight:** 195 **Birthdate:** November 3, 1987 **College:** North Carolina

Signed: As a free agent, March 7, 2016

3-POINT																
YR	G	GS	MIN	FGM-FGA	PCT	FGM-FGA	PCT	FTM-FTA	PCT	OR	DR	TR	AVG	AST	PF-DQ	ST
2015-16	13	1	235	28-67	.418	5-14	.357	3-6	.500	6	25	31	2.4	57	16-0	10

PLAYOFF STATISTICS

2015-16	7	0	74	6-18	.333	0-3	.000	4-6	.667	1	6	7	1.0	10	8-0	3
---------	---	---	----	------	------	-----	------	-----	------	---	---	---	-----	----	-----	---

FREDDIE LEWIS (#1, #14)

Height: 6-0 **Weight:** 180 **Birthdate:** July 1, 1944

College: Arizona State '66

Signed: September 1967 (original signee)

Traded: July 1974, to Memphis, along with Mel Daniels, in exchange for Charlie Edge and cash

Signed: August 31, 1976, as a free agent

3-POINT																
YR	G	GS	MIN	FGM-FGA	PCT	FGM-FGA	PCT	FTM-FTA	PCT	OR	DR	TR	AVG	AST	PF-DQ	ST
1967-68	76	--	2921	542-1287	.421	16-74	.216	465-583	.798	152	288	440	5.8	183	217-2	---
1968-69	78	75	3055	572-1300	.440	22-83	.265	419-510	.822	119	255	374	4.8	346	289-5	---
1969-70	81	--	2877	448-1065	.421	47-177	.266	383-485	.790	118	159	277	3.4	289	294-5	---
1970-71	81	--	3034	547-1241	.441	59-194	.304	372-461	.807	169	167	336	4.1	433	249-1	---
1971-72	77	66	2714	405-947	.428	31-100	.310	341-396	.861	134	193	327	4.2	362	230-1	---
1972-73	72	50	2217	375-860	.436	38-110	.345	287-349	.822	97	131	228	3.2	288	204-4	57
1973-74	78	37	2164	290-728	.398	13-72	.181	182-219	.831	84	117	201	2.6	322	189-3	99
1976-77	32	4	552	81-199	.407	---	---	62-77	.805	17	30	47	1.5	56	58-0	18

ABA (7)	543	22818982	3179-7428	.428	226-810	.279	2449-3003	.816	873	1310	2183	4.0	2223	1672-21	156	1361
8 YEARS	575	232	19534	3260-7627	.427	226-810	.279	2511-3080	.815	890	1340	2230	3.9	2279	1730-21	174

PLAYOFF STATISTICS

1967-68	3	3	116	21-49	.429	0-9	.000	28-29	.966	---	---	19	6.3	7	10-0	---
1968-69	17	17	727	144-327	.440	5-17	.294	116-133	.872	---	---	70	4.1	79	68-2	---
1969-70	14	10	532	89-234	.380	10-28	.357	97-116	.836	27	30	57	4.1	54	50-1	---
1970-71	11	8	384	39-107	.364	3-23	.130	28-37	.757	22	26	48	4.4	52	40-1	---
1971-72	20	18	805	142-322	.441	7-34	.206	92-108	.852	32	49	81	4.1	87	70-1	---
1972-73	18	18	637	102-260	.392	6-27	.222	69-80	.863	31	35	66	3.7	91	57-0	16
1973-74	14	14	547	90-204	.441	6-19	.316	58-67	.866	20	30	50	3.6	62	35-0	24
ABA (7)	97	88	3748	627-1503	.417	37-157	.236	488-570	.856	132	170	391	4.0	432	330-5	40

MIKE LEWIS (#42)**Height:** 6-8 **Weight:** 225 **Birthdate:** March 12, 1946 **College:** Duke '68**Drafted:** Second Round 1968**Traded:** December 19, 1968, to Minnesota in exchange for Steve Chubin

3-POINT																				
YR	G	GS	MIN	FGM-FGA	PCT	FGM-FGA	PCT	FTM-FTA	PCT	OR	DR	TR	AVG	AST	PF-DQ	ST	TO	BKS	PTS	AVG
1968-69	24	3	457	75-163	.460	0-2	.000	47-68	.691	---	---	181	7.5	29	68-1	---	49	---	197	8.2

JOHN LONG (#25)**Height:** 6-5 **Weight:** 200 **Birthdate:** August 28, 1956 **College:** Detroit '78**Acquired:** October 2, 1986, from Seattle, along with future considerations, in exchange for Russ Schoene and Terence Stansbury**Waived:** February 20, 1989

3-POINT																				
YR	G	GS	MIN	FGM-FGA	PCT	FGM-FGA	PCT	FTM-FTA	PCT	OR	DR	TR	AVG	AST	PF-DQ	ST	TO	BKS	PTS	AVG
1986-87	80	68	2265	490-1170	.419	19-67	.284	219-246	.890	75	142	217	2.7	258	167-1	96	153	8	1218	15.2
1987-88	81	81	2022	417-879	.474	34-77	.442	166-183	.907	72	157	229	2.8	173	164-1	84	127	11	1034	12.8
1988-89	44	1	767	128-319	.401	8-20	.400	59-63	.937	16	50	66	1.5	65	68-1	29	48	1	323	7.3
NBA (3)	205	150	5054	1035-2368	.437	61-164	.372	444-492	.902	163	349	512	2.5	496	399-3	209	328	20	2575	12.6

PLAYOFF STATISTICS

1986-87	4	4	109	16-52	.308	1-6	.167	11-13	.846	2	4	6	1.5	9	16-0	6	5	0	44	11.0
---------	---	---	-----	-------	------	-----	------	-------	------	---	---	---	-----	---	------	---	---	---	----	------

SIDNEY LOWE (#35)**Height:** 6-0 **Weight:** 197 **Birthdate:** January 21, 1960 **College:** North Carolina State '83**Acquired:** June 28, 1983, from Chicago in exchange for Mitchell Wiggins**Waived:** October 4, 1984

3-POINT																				
YR	G	GS	MIN	FGM-FGA	PCT	FGM-FGA	PCT	FTM-FTA	PCT	OR	DR	TR	AVG	AST	PF-DQ	ST	TO	BKS	PTS	AVG
1983-84	78	2	1238	107-259	.413	2-18	.111	108-139	.777	30	92	122	1.6	269	112-0	93	106	5	324	4.2

KYLE MACY (#44)**Height:** 6-3 **Weight:** 190 **Birthdate:** April 9, 1957 **College:** Kentucky '80**Acquired:** September 18, 1986, from Chicago in exchange for two second-round draft picks

3-POINT																				
YR	G	GS	MIN	FGM-FGA	PCT	FGM-FGA	PCT	FTM-FTA	PCT	OR	DR	TR	AVG	AST	PF-DQ	ST	TO	BKS	PTS	AVG
1986-87	76	0	1250	164-341	.481	14-46	.304	34-41	.829	25	88	113	1.5	197	136-0	59	58	7	376	4.9

PLAYOFF STATISTICS

1986-87	4	0	49	2-6	.333	0-1	.000	0-1	.000	0	3	3	0.8	5	7-0	1	3	0	4	1.0
---------	---	---	----	-----	------	-----	------	-----	------	---	---	---	-----	---	-----	---	---	---	---	-----

IAN MAHINMI (#28)**Height:** 6-11 **Weight:** 230 **Birthdate:** November 5, 1986**Acquired:** July 12, 2012, from Dallas, in exchange for Darren Collison and Dahntay Jones

YR	G	GS	MIN	3-POINT										PF-DQ	ST	TO	BKS	PTS	AVG	
				FGM-FGA	PCT	FGM-FGA	PCT	FTM-FTA	PCT	OR	DR	TR	AVG							AST
2012-13	80	2	1322	149-329	.453	0-2	.000	104-171	.608	115	196	311	3.9	27	201-0	39	92	66	402	5.0
2013-14	77	1	1248	91-189	.481	0-1	.000	90-145	.621	107	150	257	3.3	24	207-1	41	58	72	272	3.5
2014-15	61	6	1146	117-212	.552	0-0	---	31-102	.304	105	251	356	5.8	33	172-1	30	59	46	265	4.3
2015-16	71	71	1816	264-448	.589	0-0	---	132-225	.587	138	369	507	7.1	104	220-4	65	100	75	660	9.3
NBA (4)	289	80	5532	621-1178	.527	0-3	.000	357-643	.555	465	966	1431	5.0	188	800-6	175	309	259	1599	5.5

PLAYOFF STATISTICS

2012-13	18	0	150	13-29	.448	0-0	---	3-10	.300	20	22	42	2.3	1	28-0	0	12	12	29	1.6
2013-14	19	0	241	13-27	.481	0-0	---	11-18	.611	22	23	45	2.4	3	38-0	5	10	16	37	1.9
2015-16	7	7	172	21-42	.500	0-0	---	15-25	.600	12	24	36	5.1	8	25-0	5	14	6	57	8.1
NBA (3)	44	7	563	47-98	.480	0-0	---	29-53	.547	54	69	123	2.8	12	91-0	10	36	34	123	2.8

ED MANNING (#42)**Height:** 6-8 **Weight:** 215 **Birthdate:** January 2, 1944 **College:** Jackson State '67

Weight: 5.5		Weight: 16		Birth date: Sunday, 2/15/74										College: Jackson State '97									
3-POINT																							
YR	G	GS	MIN	FGM-FGA	PCT	FGM-FGA	PCT	FTM-FTA	PCT	OR	DR	TR	AVG	AST	PF-DQ	ST	TO	BKS	PTS	AVG			
1975-76	11	0	122	23-57	.404	0-0	---	12-17	.706	13	20	33	3.0	13	18-0	4	7	2	58	5.3			

RAWLE MARSHALL (#2)

Height: 6-7 **Weight:** 190 **Birthdate:** February 20, 1982 **College:** Oakland University (MI) '05
Acquired: July 24, 2006, from Dallas, along with Darrell Armstrong and Josh Powell, in exchange for Anthony Johnson

YR	G	GS	MIN	3-POINT			PCT	FTM-FTA	PCT	OR	DR	TR	AVG	AST	PF-DQ	ST	TO	BKS	PTS	AVG
				FGM-FGA	PCT	FGM-FGA														
2006-07	40	2	361	32-89	.360	4-18	.222	31-45	.689	8	21	29	0.7	13	22-0	12	19	5	99	2.5

BILL MARTIN (#22)

Height: 6-7 **Weight:** 205 **Birthdate:** August 16, 1962 **College:** Georgetown '85
Drafted: Second Round (26th pick) 1985
Waived: October 28, 1986

YR	G	GS	MIN	3-POINT			PCT	FTM-FTA	PCT	OR	DR	TR	AVG	AST	PF-DQ	ST	TO	BKS	PTS	AVG
				FGM-FGA	PCT	FGM-FGA														
1985-86	66	0	691	143-298	.480	0-8	.000	46-54	.852	42	60	102	1.5	52	108-1	21	58	7	332	5.0

CLYDE MAYES (#34)

Height: 6-9 **Weight:** 225 **Birthdate:** March 17, 1953 **College:** Furman '75
Signed: October 25, 1976, as a free agent
Waived: November 3, 1976

YR	G	GS	MIN	3-POINT			PCT	FTM-FTA	PCT	OR	DR	TR	AVG	AST	PF-DQ	ST	TO	BKS	PTS	AVG
				FGM-FGA	PCT	FGM-FGA														
1976-77	2	0	21	3-7	.429	0-0	---	1-4	.250	4	3	7	3.5	3	5-0	0	---	2	7	3.5

DWAYNE McCLAIN (#44)

Height: 6-6 **Weight:** 195 **Birthdate:** February 7, 1963 **College:** Villanova '85
Drafted: Second Round (27th pick) 1985
Waived: September 30, 1986

YR	G	GS	MIN	3-POINT			PCT	FTM-FTA	PCT	OR	DR	TR	AVG	AST	PF-DQ	ST	TO	BKS	PTS	AVG
				FGM-FGA	PCT	FGM-FGA														
1985-86	45	0	461	69-180	.383	1-9	.111	18-35	.514	14	16	30	0.7	67	61-0	38	40	4	157	3.5

GEORGE McCLOUD (#20)

Height: 6-8 **Weight:** 215 **Birthdate:** May 27, 1967 **College:** Florida State '89
Drafted: First Round (7th pick) 1989

YR	G	GS	MIN	3-POINT			PCT	FTM-FTA	PCT	OR	DR	TR	AVG	AST	PF-DQ	ST	TO	BKS	PTS	AVG
				FGM-FGA	PCT	FGM-FGA														
1989-90	44	0	413	45-144	.313	13-40	.325	15-19	.789	12	30	42	1.0	45	56-0	19	36	3	118	2.7
1990-91	74	0	1070	131-351	.373	43-124	.347	38-49	.776	35	83	118	1.6	150	141-1	40	91	11	343	4.6
1991-92	51	5	892	128-313	.409	32-94	.340	50-64	.781	45	87	132	2.6	116	95-1	26	62	11	338	6.6
1992-93	78	21	1500	216-525	.411	58-181	.320	75-102	.735	60	145	205	2.6	192	165-0	53	107	11	565	7.2
NBA (4)	247	26	3875	520-1333	.390	146-439	.333	178-234	.761	152	345	497	2.0	503	457-2	138	296	36	1364	5.5

PLAYOFF STATISTICS

1989-90	1	0	4	1-2	.500	0-0	---	0-0	---	1	0	1	1.0	0	2-0	0	1	0	2	2.0
1990-91	DID NOT PLAY - COACH'S DECISION																			
1991-92	2	2	53	6-12	.500	3-6	.500	8-11	.727	0	2	2	1.0	6	5-0	2	3	1	23	11.5
1992-93	4	0	79	8-23	.348	2-12	.167	1-4	.250	3	8	11	2.8	14	14-0	4	5	1	19	4.8
NBA (4)	7	2	136	15-37	.405	5-18	.278	9-15	.600	4	10	14	2.0	20	21-0	6	9	2	44	6.3

GEORGE MCGINNIS (#30)

Height: 6-8 **Weight:** 235 **Birthdate:** August 10, 1950 **College:** Indiana '73
Drafted: 1971 as undergraduate in lieu of a 1972 first-round draft pick
Signed: July 10, 1975, with Philadelphia as free agent
Acquired: February 1, 1980, from Denver in exchange for Alex English and a first-round draft pick
Waived: October 27, 1982

YR	G	GS	3-POINT																		
			MIN	FGM-FGA	PCT	FGM-FGA	PCT	FTM-FTA	PCT	OR	DR	TR	AVG	AST	PF-DQ	ST	TO	BKS	PTS	AVG	
1971-72	73	46	2179	465-999	.465	6-38	.158	298-462	.645	290	421	711	9.7	137	260-2	---	256	---	1234	16.9	
1972-73	82	79	3347	868-1755	.495	8-32	.250	517-778	.665	434	588	1022	12.5	205	348-9	160	401	58	2261	27.6	
1973-74	80	78	3266	789-1686	.468	5-34	.147	488-715	.683	422	775	1197	15.0	267	325-13	159	393	40	2071	25.9	
1974-75	79	79	3193	873-1934	.451	62-175	.354	545-753	.724	396	730	1126	14.3	495	303-6	206	422	56	2353	29.8	
1979-80	28	18	784	132-302	.437	1-8	.125	104-181	.575	88	149	237	8.5	112	116-4	32	93	6	369	13.2	
1980-81	69	56	1845	348-768	.453	0-7	.000	207-385	.538	164	364	528	7.7	210	242-3	99	221	28	903	13.1	
1981-82	76	4	1341	141-378	.373	0-3	.000	72-159	.453	93	305	398	5.2	204	198-4	96	131	28	354	4.7	
ABA (4)	314	282	11985	2995-6374	.470	81-279	.290	1848-2708	.682	1542	2514	4056	12.9	1104	1236-30525	1472	154	7919	25.2		
NBA (3)	173	282	3970	621-1448	.429	1-18	.056	383-725	.528	345	818	1163	6.7	526	556-11	227	445	62	1626	9.4	
7 YEARS	487	360	15955	3616-7822	.462	82-297	.276	2231-3433	.650	1887	3332	5219	10.7	1630	1792-41	752	1917	216	9545	19.6	

PLAYOFF STATISTICS

		3-POINT																		
YR	G	GS	MIN	FGM-FGA	PCT	FGM-FGA	PCT	FTM-FTA	PCT	OR	DR	TR	AVG	AST	PF-DQ	ST	TO	BKS	PTS	AVG
1971-72	20	16	633	106-261	.406	4-15	.267	94-150	.627	90	137	227	11.4	52	75-1	---	63	---	310	15.5
1972-73	18	18	732	161-357	.451	0-5	.000	109-149	.732	92	130	222	12.3	39	78-1	22	61	11	431	23.9
1973-74	14	14	585	119-261	.456	2-7	.286	96-129	.744	68	98	166	11.9	47	60-0	16	46	6	336	24.0
1974-75	18	17	731	213-455	.468	23-73	.315	132-192	.688	95	191	286	15.9	148	88-5	36	111	10	581	32.3
1980-81	2	0	39	3-15	.200	0-0	---	4-8	.500	2	8	10	5.0	7	6-0	2	5	0	10	5.0
ABA (4)	70	65	2681	599-1334	.449	29-100	.290	431-620	.695	345	556	901	12.9	286	301-7	74	281	27	1658	23.7
5 YEARS	72	65	2720	602-1349	.446	29-100	.290	435-628	.693	347	564	911	12.7	293	307-7	76	286	27	1668	23.2

DOMINIC MCGUIRE (#5)

Height: 6-9 **Weight:** 238 **Birthdate:** October 20, 1985 **College:** Fresno State
Signed: January 7, 2013, to a 10-day contract, and January 17, 2013 to a second 10-day contract

		3-POINT																		
YR	G	GS	MIN	FGM-FGA	PCT	FGM-FGA	PCT	FTM-FTA	PCT	OR	DR	TR	AVG	AST	PF-DQ	ST	TO	BKS	PTS	AVG
2012-13	2	1	12	0-3	.000	0-0	---	0-2	.000	1	1	2	1.0	1	0-0	0	0	0	0	0.0

GERALD MCKEE (#23)

Height: 6-3 **Weight:** 190 **Birthdate:** August 4, 1946 **College:** Ohio '69
Drafted: Seventh Round 1969

		3-POINT																		
YR	G	GS	MIN	FGM-FGA	PCT	FGM-FGA	PCT	FTM-FTA	PCT	OR	DR	TR	AVG	AST	PF-DQ	ST	TO	BKS	PTS	AVG
1969-70	1	0	3	0-1	.000	0-0	---	0-0	---	0	0	0	0.0	0	0-0	---	0	---	0	0.0

KEVIN MCKENNA (#25)

Height: 6-7 **Weight:** 205 **Birthdate:** January 8, 1959 **College:** Creighton '81
Signed: September 30, 1983, as a free agent
Traded: September 17, 1984, to Houston in exchange for a second-round draft pick

		3-POINT																		
YR	G	GS	MIN	FGM-FGA	PCT	FGM-FGA	PCT	FTM-FTA	PCT	OR	DR	TR	AVG	AST	PF-DQ	ST	TO	BKS	PTS	AVG
1983-84	61	13	923	152-371	.410	3-17	.176	80-98	.816	30	65	95	1.6	114	133-3	46	62	5	387	6.3

DERRICK McKEY (#9)

Height: 6-10 **Weight:** 245 **Birthdate:** October 10, 1966 **College:** Alabama '88
Acquired: November 1, 1993, from Seattle, along with Gerald Paddio, in exchange for Detlef Schrempf
Waived: October 28, 2001

YR	G	GS	MIN	3-POINT			PCT	FTM-FTA	PCT	OR	DR	TR	AVG	AST	PF-DQ	ST	TO	BKS	PTS	AVG
				FGM-FGA	PCT	FGM-FGA														
1993-94	76	76	2613	355-710	.500	9-31	.290	192-254	.756	129	273	402	5.3	327	248-1	111	228	49	911	12.0
1994-95	81	81	2805	411-833	.493	32-89	.360	221-297	.744	125	269	394	4.9	276	260-5	125	168	49	1075	13.3
1995-96	75	75	2440	346-712	.486	17-68	.250	170-221	.769	123	238	361	4.8	262	246-4	83	143	44	879	11.7
1996-97	50	49	1449	148-379	.391	15-58	.259	89-123	.724	80	161	241	4.8	135	141-1	47	83	30	400	8.0
1997-98	57	4	1316	150-327	.459	4-17	.235	55-77	.714	74	137	211	3.7	88	156-1	57	79	30	359	6.3
1998-99	13	0	244	23-52	.442	0-1	.000	14-17	.824	18	23	41	3.2	13	24-0	12	12	4	60	4.6
1999-00	32	0	634	43-108	.398	10-23	.435	43-56	.768	29	106	135	4.2	35	81-0	29	19	13	139	4.3
2000-01	66	20	987	60-136	.441	4-20	.200	21-27	.778	49	127	176	2.7	74	136-1	48	47	13	145	2.2
NBA (8)	450	305	12488	1536-3257	.472	91-307	.296	805-1072	.751	627	1334	1961	4.4	1210	1292-13	512	779	232	3968	8.8

PLAYOFF STATISTICS

YR	G	GS	MIN	FGM-FGA	PCT	FGM-FGA	PCT	FTM-FTA	PCT	OR	DR	TR	AVG	AST	PF-DQ	ST	TO	BKS	PTS	AVG
1993-94	16	16	587	58-142	.408	8-24	.333	31-47	.660	32	66	98	6.1	67	59-1	26	40	9	155	9.7
1994-95	17	17	592	76-174	.437	11-35	.314	54-62	.871	29	52	81	4.8	64	65-2	17	36	11	217	12.8
1995-96	5	5	180	24-57	.421	5-12	.417	11-13	.846	8	25	33	6.6	10	20-0	7	14	1	64	12.8
1997-98	15	0	284	23-69	.333	3-10	.300	18-23	.783	8	32	40	2.7	11	50-0	9	11	8	67	4.5
1998-99	13	0	245	15-40	.375	0-4	.000	17-26	.654	17	26	43	3.3	19	39-0	12	11	4	47	3.6
1999-00	23	0	352	15-32	.469	1-6	.167	16-20	.800	25	54	79	3.4	14	45-0	7	19	4	47	2.0
2000-01	4	0	35	2-5	.400	1-1	1.000	1-2	.500	4	5	9	2.3	4	7-0	1	1	0	6	1.5
NBA (7)	93	38	2275	213-519	.410	29-92	.315	148-193	.767	123	260	383	4.1	189	285-3	79	132	37	603	6.5

KEITH McLEOD (#20)

Height: 6-2 **Weight:** 190 **Birthdate:** November 5, 1979 **College:** Bowling Green State '02
Acquired: January 19, 2007, from Golden State, along with Ike Diogu, Mike Dunleavy and Troy Murphy, in exchange for Al Harrington, Stephen Jackson, Sarunas Jasikevicius and Josh Powell

YR	G	GS	MIN	3-POINT			PCT	FTM-FTA	PCT	OR	DR	TR	AVG	AST	PF-DQ	ST	TO	BKS	PTS	AVG
				FGM-FGA	PCT	FGM-FGA														
2006-07	22	7	339	32-83	.386	7-22	.318	22-25	.880	1	21	22	1.0	45	30-0	7	23	2	93	4.2

JOSH McROBERTS (#32)

Height: 6-10 **Weight:** 240 **Birthdate:** February 28, 1987 **College:** Duke
Acquired: July 9, 2008, from Portland, along with Jarrett Jack and Brandon Rush, in exchange for Ike Diogu and Jerryd Bayless

YR	G	GS	MIN	3-POINT			PCT	FTM-FTA	PCT	OR	DR	TR	AVG	AST	PF-DQ	ST	TO	BKS	PTS	AVG
				FGM-FGA	PCT	FGM-FGA														
2008-09	33	0	279	35-83	.422	0-10	.000	10-13	.769	26	48	74	2.2	16	41-1	12	12	16	80	2.4
2009-10	42	3	524	76-146	.521	8-23	.348	19-38	.500	40	87	127	3.0	44	74-2	17	19	16	179	4.3
2010-11	72	51	1597	211-386	.547	23-60	.383	88-119	.739	109	273	382	5.3	150	165-1	47	93	57	533	7.4
NBA (3)	147	54	240	322-615	.524	31-93	.333	117-170	.688	175	408	583	4.0	210	280-4	76	124	89	792	5.4

PLAYOFF STATISTICS

2010-11	5	0	79	8-24	.333	0-1	.000	9-11	.818	8	10	18	3.6	6	17-0	4	5	1	25	5.0
---------	---	---	----	------	------	-----	------	------	------	---	----	----	-----	---	------	---	---	---	----	-----

RON MERCER (#5)

Height: 6-7 **Weight:** 210 **Birthdate:** May 18, 1976 **College:** Kentucky '99
Acquired: February 19, 2002, from Chicago, along with Ron Artest, Brad Miller and Kevin Ollie, in exchange for Travis Best, Norm Richardson, Jalen Rose and a second-round draft pick
Traded: July 24, 2003, to San Antonio, along with Brad Miller to Sacramento, in exchange for Danny Ferry from San Antonio and Scot Pollard from Sacramento

YR	G	GS	MIN	3-POINT			PCT	FTM-FTA	PCT	OR	DR	TR	AVG	AST	PF-DQ	ST	TO	BKS	PTS	AVG
				FGM-FGA	PCT	FGM-FGA														
2001-02	13	1	213	25-67	.373	1-5	.200	11-11	1.000	6	17	23	1.8	10	22-0	2	9	3	62	4.8
2002-03	72	3	1671	244-597	.409	3-16	.188	65-81	.802	32	122	154	2.1	112	123-1	49	54	14	556	7.7
NBA (2)	85	4	1884	269-664	.405	4-21	.190	76-92	.826	38	139	177	2.1	122	145-1	51	63	17	618	7.3

PLAYOFF STATISTICS

2001-02	5	0	117	18-36	.500	0-0	---	3-4	.750	0	10	10	2.0	4	9-0	1	3	1	39	7.8
2002-03	6	0	135	16-49	.327	0-0	---	7-8	.875	2	11	13	2.2	7	11-0	6	5	1	39	6.5
NBA (2)	11	0	252	34-85	.400	0-0	---	10-12	.833	2	21	23	2.1	11	20-0	7	8	2	78	7.1

C.J. MILES (#0)**Height:** 6-6 **Weight:** 225 **Birthdate:** March, 18, 1987 **High School:** Skyline (Dallas, TX)**Acquired:** Signed as a free agent, July 11, 2014

3-POINT																				
YR	G	GS	MIN	FGM-FGA	PCT	FGM-FGA	PCT	FTM-FTA	PCT	OR	DR	TR	AVG	AST	PF-DQ	ST	TO	BKS	PTS	AVG
2014-15	70	40	1841	329-827	.398	154-446	.345	130-161	.807	18	196	214	3.1	75	132-0	60	73	26	942	13.5
2015-16	64	24	1464	259-634	.409	142-387	.367	93-124	.750	25	150	175	2.7	63	142-0	53	70	29	753	11.8
NBA (2)	134	64	3305	588-1461	.402	296-833	.355	223-285	.782	43	346	389	2.9	138	274-0	113	143	55	1695	12.6

PLAYOFF STATISTICS

2015-16	7	0	92	10-38	.263	2-20	.100	2-3	.667	4	20	24	3.4	4	7-0	1	3	1	24	3.4
---------	---	---	----	-------	------	------	------	-----	------	---	----	----	-----	---	-----	---	---	---	----	-----

BRAD MILLER (#52)**Height:** 7-0 **Weight:** 261 **Birthdate:** April 12, 1976 **College:** Purdue '98**Acquired:** February 19, 2002, from Chicago, along with Ron Artest, Ron Mercer and Kevin Ollie, in exchange for Travis Best, Norm Richardson, Jalen Rose and a second-round draft pick**Traded:** July 24, 2003, to Sacramento, along with Ron Mercer to San Antonio, in exchange for Danny Ferry from San Antonio and Scot Pollard from Sacramento

3-POINT																				
YR	G	GS	MIN	FGM-FGA	PCT	FGM-FGA	PCT	FTM-FTA	PCT	OR	DR	TR	AVG	AST	PF-DQ	ST	TO	BKS	PTS	AVG
2001-02	28	28	872	158-281	.562	1-3	.333	107-130	.823	76	144	220	7.9	51	88-1	24	41	12	424	15.1
2002-03	73	72	2270	329-667	.493	5-16	.313	292-357	.818	185	418	603	8.3	193	203-0	65	118	43	955	13.1
NBA (2)	101	100	3142	487-948	.514	6-19	.316	399-487	.819	261	562	823	8.1	244	291-1	89	159	55	1379	13.7

PLAYOFF STATISTICS

2001-02	5	5	180	20-44	.455	0-0	---	16-20	.800	17	32	49	9.8	7	16-0	4	7	2	56	11.2
2002-03	6	6	135	18-40	.450	0-0	---	16-22	.727	10	23	33	5.5	15	17-1	5	9	0	52	8.7
NBA (2)	11	11	315	38-84	.452	0-0	---	32-42	.762	27	55	82	7.5	22	33-1	9	16	2	108	9.8

DICK MILLER (#44)**Height:** 6-7 **Weight:** 223 **Birthdate:** April 26, 1958 **College:** Toledo '80**Drafted:** Second Round (40th pick) 1980**Waived:** September 25, 1980**Signed:** November 11, 1980, as a free agent**Waived:** November 24, 1980

3-POINT																				
YR	G	GS	MIN	FGM-FGA	PCT	FGM-FGA	PCT	FTM-FTA	PCT	OR	DR	TR	AVG	AST	PF-DQ	ST	TO	BKS	PTS	AVG
1980-81	5	0	34	2-6	.333	0-1	.000	0-0	---	1	3	4	0.8	4	2-0	3	4	0	4	0.8

JAY MILLER (#32)**Height:** 6-5 **Weight:** 215 **Birthdate:** July 19, 1943 **College:** Notre Dame '65**Acquired:** December 2, 1968, from Los Angeles in exchange for a draft pick**Waived:** October 24, 1971

YR	G	GS	3-POINT																	
			MIN	FGM-FGA	PCT	FGM-FGA	PCT	FTM-FTA	PCT	OR	DR	TR	AVG	AST	PF-DQ	ST	TO	BKS	PTS	AVG
1968-69	41	7	494	103-229	.450	0-0	---	77-112	.688	42	39	81	2.0	20	65-2	---	55	---	283	6.9
1969-70	52	--	415	75-167	.449	0-1	.000	41-57	.719	43	37	80	1.5	16	63-2	---	28	---	191	3.7
1970-71	2	--	9	4-5	.800	0-0	---	0-0	.000	3	0	3	1.5	1	1-0	---	1	---	8	4.0
ABA (3)	95	7	918	182-401	.454	0-1	.000	118-169	.698	88	76	164	1.7	37	129-4	---	84	---	482	5.1

PLAYOFF STATISTICS

1968-69	11	2	62	15-33	.455	0-0	---	4-10	.400	---	---	21	1.9	2	14-0	---	5	---	34	3.1
1969-70	3	0	10	1-5	.200	0-0	---	0-0	---	3	1	4	1.3	0	4-0	---	1	---	2	0.7
ABA (2)	14	2	72	16-38	.421	0-0	---	4-10	.400	3	1	25	1.8	2	18-0	---	6	---	36	2.6

REGGIE MILLER (#31)

Height: 6-7 **Weight:** 195 **Birthdate:** August 24, 1965 **College:** UCLA '87
Drafted: First Round (11th pick) 1987
Waived: August 15, 2005

YR	G	GS	MIN	3-POINT			PCT	FTM-FTA	PCT	OR	DR	TR	AVG	AST	PF-DQ	ST	TO	BKS	PTS	AVG
				FGM-FGA	PCT	FGM-FGA														
1987-88	82	1	1840	306-627	.488	61-172	.355	149-186	.801	95	95	190	2.3	132	157-0	53	101	19	822	10.0
1988-89	74	70	2536	398-831	.479	98-244	.402	287-340	.844	73	219	292	3.9	227	170-2	93	143	29	1181	16.0
1989-90	82	82	3192	661-1287	.514	150-362	.414	544-627	.868	95	200	295	3.6	311	175-1	110	222	18	2016	24.6
1990-91	82	82	2972	596-1164	.512	112-322	.348	551-600	.918	81	200	281	3.4	331	165-1	109	163	13	1855	22.6
1991-92	82	82	3120	562-1121	.501	129-341	.378	442-515	.858	82	236	318	3.9	314	210-1	105	157	26	1695	20.7
1992-93	82	82	2954	571-1193	.479	167-419	.399	427-485	.880	67	191	258	3.1	262	182-0	120	145	26	1736	21.2
1993-94	79	79	2638	524-1042	.503	123-292	.421	403-444	.908	30	182	212	2.7	248	193-2	119	175	24	1574	19.9
1994-95	81	81	2665	505-1092	.462	195-470	.415	383-427	.897	30	180	210	2.6	242	157-0	98	151	16	1588	19.6
1995-96	76	76	2621	504-1066	.473	168-410	.410	430-498	.863	38	176	214	2.8	253	175-0	77	189	13	1606	21.1
1996-97	81	81	2966	552-1244	.444	229-536	.427	418-475	.880	53	233	286	3.5	273	172-1	75	166	25	1751	21.6
1997-98	81	81	2795	516-1081	.477	164-382	.429	382-440	.868	46	186	232	2.9	171	148-2	78	128	11	1578	19.5
1998-99	50	50	1787	294-671	.438	106-275	.385	226-247	.915	25	110	135	2.7	112	101-1	37	76	9	920	18.4
1999-00	81	81	2987	466-1041	.448	165-404	.408	373-406	.919	50	189	239	3.0	187	126-0	85	129	25	1470	18.1
2000-01	81	81	3181	517-1176	.440	170-464	.366	323-348	.928	38	247	285	3.5	260	162-0	81	133	15	1527	18.9
2001-02	79	79	2889	414-913	.453	180-443	.406	296-325	.911	23	196	219	2.8	253	143-0	88	120	10	1304	16.5
2002-03	70	70	2117	281-637	.441	113-318	.355	207-230	.900	21	151	172	2.5	170	89-0	62	66	4	882	12.6
2003-04	80	80	2254	260-594	.438	134-334	.401	146-165	.885	18	170	188	2.4	249	96-0	65	68	11	800	10.0
2004-05	66	66	2105	314-719	.437	96-298	.322	250-268	.933	18	138	156	2.4	146	109-0	50	77	5	974	14.8
NBA (18) 1389 1304 47619 8241-17499 .471 2560-6486 .395 6237-7026 .888 883 3299 4182 3.0 4141 2730-11505 2409 299 25279 18.2																				

PLAYOFF STATISTICS

1989-90	3	3	125	20-35	.571	3-7	.429	19-21	.905	1	11	12	4.0	6	6-0	3	3	0	62	20.7
1990-91	5	5	193	34-70	.486	8-19	.421	32-37	.865	5	11	16	3.2	14	14-0	8	12	2	108	21.6
1991-92	3	3	130	25-43	.581	7-11	.636	24-30	.800	4	3	7	2.3	14	12-1	4	4	0	81	27.0
1992-93	4	4	175	40-75	.533	10-19	.526	36-38	.947	4	8	12	3.0	11	11-0	3	10	0	126	31.5
1993-94	16	16	576	121-270	.448	35-83	.422	94-112	.839	11	37	48	3.0	46	34-0	21	32	4	371	23.2
1994-95	17	17	641	138-290	.476	54-128	.422	104-121	.860	9	52	61	3.6	36	35-0	15	39	4	434	25.5
1995-96	1	1	31	7-17	.412	2-6	.333	13-15	.867	1	0	1	1.0	1	1-0	1	0	0	29	29.0
1997-98	16	16	628	98-230	.426	38-95	.400	85-94	.904	5	23	28	1.8	32	26-0	19	27	3	319	19.9
1998-99	13	13	481	79-199	.397	28-84	.333	77-86	.895	13	38	51	3.9	34	26-0	9	21	3	263	20.2
1999-00	22	22	892	174-385	.452	58-147	.395	121-129	.938	9	44	53	2.4	60	37-0	23	28	10	527	24.0
2000-01	4	4	177	41-90	.456	15-35	.429	28-30	.933	7	13	20	5.0	10	3-0	3	11	2	125	31.3
2001-02	5	5	198	42-83	.506	13-31	.419	21-24	.875	0	16	16	3.2	14	10-0	8	14	1	118	23.6
2002-03	6	6	176	15-53	.283	4-25	.160	21-23	.913	1	13	14	2.3	14	9-0	1	7	1	55	9.2
2003-04	16	16	455	45-112	.402	24-64	.375	47-51	.922	3	34	37	2.3	45	23-0	18	28	3	161	10.1
2004-05	13	13	430	62-143	.434	21-66	.318	48-51	.941	4	36	40	3.1	20	28-0	10	21	1	193	14.8
NBA (15) 144	144	5308	941-2095	.449	320-820	.390	770-862	.893	77	339	416	2.9	357	275-1	146	257	34	2972	20.6	

TERRY MILLS (#6)

Height: 6-10 **Weight:** 275 **Birthdate:** December 21, 1967 **College:** Michigan '90
Signed: October 5, 2000, as a free agent

YR	G	GS	MIN	3-POINT			PCT	FTM-FTA	PCT	OR	DR	TR	AVG	AST	PF-DQ	ST	TO	BKS	PTS	AVG
				FGM-FGA	PCT	FGM-FGA														
2000-01	14	0	113	11-34	.324	3-17	.176	0-0	---	4	17	21	1.5	5	20-1	3	10	1	25	1.8

SAM MITCHELL (#5)

Height: 6-7 **Weight:** 210 **Birthdate:** September 2, 1963 **College:** Mercer '85
Acquired: September 8, 1992, from Minnesota, along with Pooh Richardson, in exchange for Chuck Person and Micheal Williams

YR	G	GS	MIN	3-POINT			PCT	FTM-FTA	PCT	OR	DR	TR	AVG	AST	PF-DQ	ST	TO	BKS	PTS	AVG
				FGM-FGA	PCT	FGM-FGA														
1992-93	81	1	1402	215-483	.445	4-23	.174	150-185	.811	93	155	248	3.1	76	207-1	23	51	10	584	7.2
1993-94	75	18	1084	140-306	.458	0-5	.000	82-110	.745	71	119	190	2.5	65	152-1	33	50	9	362	4.8
1994-95	81	12	1377	201-413	.487	1-10	.100	126-174	.724	95	148	243	3.0	61	206-0	43	54	20	529	6.5
NBA (3) 237 31 3863 556-1202 .463 5-38 .132 358-469 .763 259 422 681 2.9 202 565-2 99 155 39 1475 6.2																				

PLAYOFF STATISTICS

1992-93	4	0	25	5-8	.625	0-0	---	2-2	1.000	0	1	1	0.3	0	4-0	0	2	0	12	3.0
1993-94	15	0	99	9-26	.346	0-1	.000	3-4	.750	5	12	17	1.1	5	22-0	2	4	2	21	1.4
1994-95	17	0	223	23-64	.359	0-2	.000	22-28	.786	17	31	48	2.8	6	41-0	3	14	1	68	4.0
NBA (3)	36	0	347	37-98	.378	0-3	.000	27-34	.794	22	44	66	1.8	11	67-0	5	20	3	101	2.8

GUY MORGAN (#35)**Height:** 6-8 **Weight:** 215 **Birthdate:** August 23, 1960 **College:** Wake Forest '82**Drafted:** Second Round (40th pick) 1982**Waived:** January 31, 1983

3-POINT																
YR	G	GS	MIN	FGM-FGA	PCT	FGM-FGA	PCT	FTM-FTA	PCT	OR	DR	TR	AVG	AST	PF-DQ	ST
1982-83	8	0	46	7-24	.292	0-0	---	1-4	.250	6	11	17	2.1	7	7-0	2
																2
																0
																15
																1.9

RICHARD MORTON (#7)**Height:** 6-4 **Weight:** 190 **Birthdate:** February 2, 1966 **College:** Cal State-Fullerton '88**Signed:** October 5, 1988, as a free agent**Waived:** November 14, 1988

3-POINT																
YR	G	GS	MIN	FGM-FGA	PCT	FGM-FGA	PCT	FTM-FTA	PCT	OR	DR	TR	AVG	AST	PF-DQ	ST
1988-89	2	0	11	3-4	.750	0-0	---	0-0	.000	0	0	0	0.0	1	2-0	0
																1
																0
																6
																3.0

RICK MOUNT (#10)**Height:** 6-4 **Weight:** 185 **Birthdate:** January 5, 1947 **College:** Purdue '70**Drafted:** First Round 1970**Sold:** August 1972, to Kentucky

3-POINT																
YR	G	GS	MIN	FGM-FGA	PCT	FGM-FGA	PCT	FTM-FTA	PCT	OR	DR	TR	AVG	AST	PF-DQ	ST
1970-71	66	--	832	149-402	.371	23-79	.291	116-145	.800	28	43	71	1.1	107	127-0	---
																78

																437
																6.6
1971-72	78	50	2126	420-949	.443	57-180	.317	216-261	.828	48	107	155	2.0	230	233-4	---
																142

																1113
																14.3
ABA (2)	144	50	2958	569-1351	.421	80-259	.309	332-406	.818	76	150	226	1.6	337	360-4	---
																220

																1550
																10.8

PLAYOFF STATISTICS

YR	G	GS	MIN	FGM-FGA	PCT	FGM-FGA	PCT	FTM-FTA	PCT	OR	DR	TR	AVG	AST	PF-DQ	ST
1970-71	10	1	129	25-73	.342	5-17	.294	5-7	.714	5	5	10	1.0	9	13-0	---
																5

																60
																6.0
1971-72	20	5	387	68-178	.382	8-30	.267	33-39	.846	10	13	23	1.2	31	49-0	---
																23

																177
																8.9
ABA (2)	30	6	516	93-251	.371	13-47	.277	38-46	.826	15	18	33	1.1	40	62-0	---
																28

																237
																7.9

CHRIS MULLIN (#17)**Height:** 6-7 **Weight:** 215 **Birthdate:** July 30, 1963 **College:** St. John's (N.Y.) '85**Acquired:** August 12, 1997, from Golden State in exchange for Erick Dampier and Duane Ferrell**Waived:** September 12, 2000

3-POINT																
YR	G	GS	MIN	FGM-FGA	PCT	FGM-FGA	PCT	FTM-FTA	PCT	OR	DR	TR	AVG	AST	PF-DQ	ST
1997-98	82	82	2177	333-692	.481	107-243	.440	154-164	.939	38	211	249	3.0	186	186-0	95
																117
																39
																927
																11.3
1998-99	50	50	1179	177-371	.477	73-157	.465	80-92	.870	25	135	160	3.2	81	101-0	47
																60
																13
																507
																10.1
1999-00	47	2	582	80-187	.428	45-110	.409	37-41	.902	14	62	76	1.6	37	60-0	28
																28
																9
																242
																5.1
NBA (3)	179	134	3938	590-1250	.472	225-510	.441	271-297	.912	77	408	485	2.7	304	347-0	170
																205
																61
																1676
																9.4

PLAYOFF STATISTICS

YR	G	GS	MIN	FGM-FGA	PCT	FGM-FGA	PCT	FTM-FTA	PCT	OR	DR	TR	AVG	AST	PF-DQ	ST
1997-98	16	16	412	52-113	.460	20-52	.385	18-21	.857	13	44	57	3.6	23	32-0	15
																24
																9
																142
																8.9
1998-99	13	13	283	41-100	.410	22-55	.400	20-23	.870	2	18	20	1.5	15	21-0	10
																20
																3
																124
																9.5
1999-00	9	1	90	10-21	.476	2-8	.250	9-11	.818	2	12	14	1.6	5	7-0	6
																4
																1
																31
																3.4
NBA (3)	38	30	785	103-234	.440	44-115	.383	48-55	.873	17	74	91	2.4	43	60-0	31
																48
																13
																297
																7.8

TROY MURPHY (#3)**Height:** 6-11 **Weight:** 245 **Birthdate:** May 2, 1980 **College:** Notre Dame '02**Acquired:** January 19, 2007, from Golden State, along with Ike Diogu, Mike Dunleavy and Keith McLeod, in exchange for Al Harrington, Stephen Jackson, Sarunas Jasikevicius and Josh Powell**Traded:** August 11, 2010 to New Jersey in a four-team deal in which the Pacers acquired Darren Collison and James Posey from New Orleans.

YR	G	GS	MIN	3-POINT					FTM-FTA	PCT	OR	DR	TR	AVG	AST	PF-DQ	ST	TO	BKS	PTS	AVG
				FGM-FGA	PCT	FGM-FGA	PCT	FTM-FTA													
2006-07	42	31	1185	185-402	.460	36-88	.409	61-79	.772	63	194	257	6.1	66	133-2	25	49	25	467	11.1	
2007-08	75	61	2106	315-693	.455	94-236	.398	192-241	.797	108	435	543	7.2	165	217-5	49	96	32	916	12.2	
2008-09	73	73	2482	364-767	.475	161-358	.450	152-184	.826	146	715	861	11.8	172	226-2	58	114	34	1041	14.3	
2009-10	72	69	2344	384-813	.472	128-333	.384	154-193	.798	129	608	737	10.2	150	175-1	72	100	34	1050	14.6	
NBA (4)	262	234	8117	1248-2675	.467	419-1015	.413	559-697	.802	446	1952	2398	9.2	553	751-10	204	359	125	3474	13.3	

RONALD "FLIP" MURRAY (#22)

Height: 6-4 **Weight:** 200 **Birthdate:** July 29, 1979 **College:** Shaw '02
Signed: March 1, 2008, as a free agent

3-POINT																				
YR	G	GS	MIN	FGM-FGA	PCT	FGM-FGA	PCT	FTM-FTA	PCT	OR	DR	TR	AVG	AST	PF-DQ	ST	TO	BKS	PTS	AVG
2007-08	23	17	527	97-228	.425	14-36	.389	46-61	.754	10	37	47	2.0	80	31-0	25	53	3	254	11.0

CALVIN NATT (#42)

Height: 6-6 **Weight:** 220 **Birthdate:** January 8, 1957 **College:** Northeast Louisiana '79
Signed: October 6, 1989, as a free agent

3-POINT																				
YR	G	GS	MIN	FGM-FGA	PCT	FGM-FGA	PCT	FTM-FTA	PCT	OR	DR	TR	AVG	AST	PF-DQ	ST	TO	BKS	PTS	AVG
1989-90	14	0	164	20-31	.645	0-0	---	17-22	.773	10	25	35	2.5	9	14-0	1	5	0	57	4.1

PLAYOFF STATISTICS

1989-90	2	0	14	1-3	.333	0-0	---	0-0	---	1	1	2	1.0	1	5-0	0	2	0	2	1.0
---------	---	---	----	-----	------	-----	-----	-----	-----	---	---	---	-----	---	-----	---	---	---	---	-----

KENNY NATT (#3)

Height: 6-3 **Weight:** 185 **Birthdate:** October 6, 1958 **College:** Northeast Louisiana '80
Drafted: Second Round (30th pick) 1980
Waived: December 11, 1980

3-POINT																				
YR	G	GS	MIN	FGM-FGA	PCT	FGM-FGA	PCT	FTM-FTA	PCT	OR	DR	TR	AVG	AST	PF-DQ	ST	TO	BKS	PTS	AVG
1980-81	19	0	149	25-77	.325	2-8	.250	7-11	.636	9	6	15	0.8	10	18-0	5	10	1	59	3.1

RASHO NESTEROVIC (#8)

Height: 7-0 **Weight:** 270 **Birthdate:** November 30, 1976 **High School:** Gymnasium (Slovenia)
Acquired: July 9, 2008, from Toronto, along with T.J. Ford and Roy Hibbert, in exchange for Jermaine O'Neal and Nathan Jawai

3-POINT																				
YR	G	GS	MIN	FGM-FGA	PCT	FGM-FGA	PCT	FTM-FTA	PCT	OR	DR	TR	AVG	AST	PF-DQ	ST	TO	BKS	PTS	AVG
2008-09	70	19	1214	224-437	.513	0-1	.000	25-32	.781	93	147	240	3.4	109	171-1	30	63	38	473	6.8

BOB NETOLICKY (#24)

Height: 6-9 **Weight:** 225 **Birthdate:** August 2, 1942 **College:** Drake '67
Drafted: Second Round 1967
Sold: August 12, 1972, to Dallas
Acquired: November 14, 1973, from Dallas in exchange for cash and a draft pick

YR	G	GS	3-POINT																	
			MIN	FGM-FGA	PCT	FGM-FGA	PCT	FTM-FTA	PCT	OR	DR	TR	AVG	AST	PF-DQ	ST	TO	BKS	PTS	AVG
1967-68	71	--	2385	468-928	.504	0-1	.000	220-369	.596	313	506	819	11.5	69	162-0	---	143	---	1156	16.3
1968-69	78	67	2721	583-1145	.509	0-5	.000	306-491	.623	313	485	798	10.2	87	231-4	---	178	---	1472	18.9
1969-70	82	--	3222	673-1393	.483	2-7	.286	343-502	.683	337	539	876	10.7	123	206-2	---	185	---	1691	20.6
1970-71	82	--	3137	651-1305	.499	2-8	.250	237-333	.712	267	507	774	9.4	104	192-2	---	138	---	1541	18.8
1971-72	83	73	2905	522-1090	.479	4-19	.211	202-279	.724	264	500	764	9.2	83	185-0	---	166	---	1250	15.1
1973-74	56	15	1157	214-449	.477	2-6	.333	77-119	.647	130	162	292	5.2	50	93-1	21	64	22	507	9.1
1974-75	59	25	1077	189-375	.504	2-12	.167	62-98	.633	98	133	231	3.9	49	108-2	9	55	18	442	7.5
1975-76	4	0	53	8-21	.381	0-0	---	3-3	1.000	7	5	12	3.0	0	2-0	0	5	1	19	4.8
ABA (8)	515	180	16657	3308-6706	.493	12-58	.207	1450-2194	.661	1729	2837	4566	8.9	565	1179-11	30	934	41	8078	15.7

PLAYOFF STATISTICS

1967-68	3	3	117	29-51	.569	0-0	---	9-16	.563	---	---	22	7.3	6	10-0	---	3	---	67	22.3
1968-69	17	17	702	161-303	.531	0-3	.000	61-97	.629	---	---	214	12.6	17	55-2	---	27	---	383	22.5
1969-70	15	15	603	124-249	.498	0-0	---	56-82	.683	70	124	194	12.9	20	43-0	---	39	---	304	20.3
1970-71	11	11	380	67-143	.469	0-0	---	27-37	.730	31	61	92	8.4	5	26-0	---	12	---	161	14.6
1971-72	20	13	552	91-191	.476	0-1	.000	36-61	.590	42	76	118	5.9	12	36-1	---	22	---	218	10.9
1974-75	7	0	31	3-8	.375	0-0	---	4-4	1.000	2	3	5	0.7	1	7-0	0	0	1	10	1.4
ABA (6)	73	59	2385	475-945	.503	0-4	.000	193-297	.650	145	264	645	8.8	61	177-3	0	103	1	1143	15.7

JERMAINE O'NEAL (#7)

Height: 6-11 **Weight:** 230 **Birthdate:** October 13, 1978 **High School:** Eau Claire (S.C.) '96
Acquired: August 31, 2000, from Portland, along with Joe Kleine, in exchange for Dale Davis
Traded: July 9, 2008, to Toronto, along with Nathan Jawai, in exchange for Maceo Baston, T.J. Ford, Rasho Nesterovic and Roy Hibbert

YR	G	GS	MIN	3-POINT			PCT	OR	DR	TR	AVG	AST	PF-DQ	ST	TO	BKS	PTS	AVG
				FGM-FGA	PCT	FTM-FTA												
2000-01	81	80	2641	404-868	.465	0-5	.000	233-388	.601	249	545	794	9.8	98	280-5	49	161	1041 12.9
2001-02	72	72	2707	543-1133	.479	1-14	.071	284-413	.688	188	569	757	10.5	118	269-4	45	174	166 1371 19.0
2002-03	77	76	2864	610-1260	.484	7-21	.333	373-510	.731	202	594	796	10.3	155	277-5	66	180	178 1600 20.8
2003-04	78	78	2788	608-1400	.434	2-18	.111	348-460	.757	193	585	778	10.0	164	248-2	59	181	199 1566 20.1
2004-05	44	41	1530	386-854	.452	1-6	.167	295-391	.754	85	303	388	8.8	82	173-4	25	131	88 1068 24.3
2005-06	51	47	1802	380-805	.472	3-10	.300	261-368	.709	102	374	476	9.3	133	177-2	27	151	117 1024 20.1
2006-07	69	69	2459	498-1141	.436	0-7	.000	343-447	.767	153	508	661	9.6	167	232-3	50	203	182 1339 19.4
2007-08	42	34	1206	225-512	.439	0-5	.000	121-163	.742	82	201	283	6.7	93	129-2	20	106	87 571 13.6
NBA (8)	514	497	17997	3654-7973	.458	14-86	.163	2258-3140	.719	1254	3679	4933	9.6	1010	1785-27	341	1287	1245 9580 18.6

PLAYOFF STATISTICS

YR	G	GS	MIN	FGM-FGA	PCT	FTM-FTA	PCT	OR	DR	TR	AVG	AST	PF-DQ	ST	TO	BKS	PTS	AVG
2000-01	4	4	157	17-39	.436	0-1	.000	5-10	.500	12	38	50	12.5	7	13-0	0	7	10 39 9.8
2001-02	5	5	192	34-76	.447	0-1	.000	18-24	.750	6	32	38	7.6	5	24-1	4	14	8 86 17.2
2002-03	6	6	272	43-92	.467	0-3	.000	51-65	.785	24	81	105	17.5	4	22-0	3	18	18 137 22.8
2003-04	16	16	604	115-272	.423	0-4	.000	77-110	.700	29	117	146	9.1	19	53-0	8	29	36 307 19.2
2004-05	13	13	476	77-211	.365	0-3	.000	54-72	.750	21	83	104	8.0	29	48-1	7	36	34 208 16.0
2005-06	6	6	216	44-84	.524	0-2	.000	38-53	.717	9	36	45	7.5	10	28-1	3	26	14 126 21.0
NBA (6)	50	50	1917	330-774	.426	0-14	.000	243-334	.728	101	387	488	9.8	74	188-3	25	130	120 903 18.1

BARRY ORMS (#33)

Height: 6-3 **Weight:** 190 **Birthdate:** December 22, 1946 **College:** St. Louis '68

YR	G	GS	MIN	3-POINT			FTM-FTA	PCT	OR	DR	TR	AVG	AST	PF-DQ	ST	TO	BKS	PTS	AVG
				FGM-FGA	PCT														
1969-70	9	0	143	17-40	.425	0-3	.000	17-26	.654	13	24	37	4.1	13	30-1	---	8	---	51 5.7

LOUIS ORR (#55)

Height: 6-9 **Weight:** 200 **Birthdate:** May 7, 1958 **College:** Syracuse '80

Drafted: Second Round (29th pick) 1980

Signed: October 22, 1982, with New York as a free agent; Indiana compensated with a second-round draft pick

YR	G	GS	MIN	3-POINT			PCT	OR	DR	TR	AVG	AST	PF-DQ	ST	TO	BKS	PTS	AVG
				FGM-FGA	PCT	FTM-FTA												
1980-81	82	7	1787	348-709	.491	0-6	.000	163-202	.807	172	189	361	4.4	132	153-0	55	123	25 859 10.5
1981-82	80	41	1951	357-719	.497	1-8	.125	203-254	.799	127	204	331	4.1	134	182-1	56	137	26 918 11.5
NBA (2)	162	48	3738	705-1428	.494	1-14	.071	366-456	.803	299	393	692	4.3	266	335-1	111	260	51 1777 11.0

PLAYOFF STATISTICS

YR	G	GS	MIN	FGM-FGA	PCT	FTM-FTA	PCT	OR	DR	TR	AVG	AST	PF-DQ	ST	TO	BKS	PTS	AVG
1980-81	2	0	56	9-25	.360	0-0	---	6-7	.857	6	4	10	5.0	4	4-0	5	6	1 24 12.0

ANDRE OWENS (#20)

Height: 6-4 **Weight:** 200 **Birthdate:** October 31, 1980 **College:** Houston '05

Signed: July 3, 2007, as a free agent

YR	G	GS	MIN	3-POINT			PCT	OR	DR	TR	AVG	AST	PF-DQ	ST	TO	BKS	PTS	AVG
				FGM-FGA	PCT	FTM-FTA												
2007-08	31	7	392	40-107	.374	18-40	.450	25-34	.735	13	34	47	1.5	47	37-0	13	24	3 123 4.0

TOM OWENS (#26, #42)

Height: 6-10 **Weight:** 235 **Birthdate:** June 28, 1949 **College:** South Carolina '71

Acquired: June 5, 1981, from Portland in exchange for a 1984 first-round draft pick

Traded: September 27, 1982, to Detroit in exchange for a second-round draft pick

YR	G	GS	MIN	3-POINT			PCT	OR	DR	TR	AVG	AST	PF-DQ	ST	TO	BKS	PTS	AVG
				FGM-FGA	PCT	FTM-FTA												
1975-76	16	0	237	42-82	.512	0-0	---	20-25	.800	28	41	69	4.3	9	53-2	2	19	11 104 6.5
1981-82	74	40	1599	299-636	.470	1-2	.500	181-226	.801	142	230	372	5.0	127	259-7	41	137	37 780 10.5
2 YEARS	90	40	1836	341-718	.475	1-2	.500	201-251	.801	170	271	441	4.9	136	312-9	43	156	48 884 9.8

WAYNE PACK (#6)**Height:** 6-0 **Weight:** 165 **Birthdate:** July 5, 1950 **College:** Tennessee Tech '74

3-POINT																				
YR	G	GS	MIN	FGM-FGA	PCT	FGM-FGA	PCT	FTM-FTA	PCT	OR	DR	TR	AVG	AST	PF-DQ	ST	TO	BKS	PTS	AVG
1974-75	21	0	189	23-60	.383	5-17	.294	10-12	.833	7	13	20	1.0	13	21-1	6	13	0	61	2.9

GERALD PADDIO (#23)**Height:** 6-7 **Weight:** 205 **Birthdate:** April 21, 1965 **College:** UNLV '88**Acquired:** November 1, 1993, from Seattle, along with Derrick McKey, in exchange for Detlef Schrempf**Waived:** November 29, 1993

YR	3-POINT																			
	G	GS	MIN	FGM-FGA	PCT	FGM-FGA	PCT	FTM-FTA	PCT	OR	DR	TR	AVG	AST	PF-DQ	ST	TO	BKS	PTS	AVG
1993-94	7	1	55	9-23	.391	0-0	---	1-2	.500	0	5	5	0.7	4	2-0	1	4	0	19	2.7

GEORGE PEEPLES (#15, #43)**Height:** 6-8 **Weight:** 205 **Birthdate:** October 30, 1943 **College:** Iowa '66**Signed:** September 1967 (original signee)

YR	G	GS	MIN	3-POINT																
				FGM-FGA	PCT	FGM-FGA	PCT	FTM-FTA	PCT	OR	DR	TR	AVG	AST	PF-DQ	ST	TO	BKS	PTS	AVG
1967-68	65	--	1203	138-339	.407	0-3	.000	115-188	.612	126	252	378	5.8	29	136-1	---	71	---	391	6.0
1968-69	64	11	1111	122-278	.439	0-0	---	101-142	.711	129	229	358	5.6	33	137-2	---	73	---	345	5.4
1972-73	9	0	56	4-14	.286	0-0	---	6-11	.545	3	12	15	1.7	4	14-0	2	6	0	14	1.6
ABA (3)	138	11	2370	264-631	.418	0-3	.000	222-341	.651	258	493	751	5.4	66	287-3	2	150	0	750	5.4

PLAYOFF STATISTICS

1967-68	3	0	62	12-21	.571	0-0	---	2-3	.667	---	---	31	10.3	4	9-1	---	4	---	26	8.7
1968-69	17	2	419	32-81	.395	0-1	---	38-57	.667	---	---	116	6.8	11	41-0	---	19	---	102	6.0
ABA (2)	20	2	481	44-102	.431	0-1	---	40-60	.667	---	---	147	7.4	15	50-1	---	23	---	128	6.4

JEFF PENDERGRAPH (#29)**Height:** 6-9 **Weight:** 240 **Birthdate:** April 29, 1987 **College:** Arizona State**Signed:** December 9, 2011, as a free agent

3-POINT																				
YR	G	GS	MIN	FGM-FGA	PCT	FGM-FGA	PCT	FTM-FTA	PCT	OR	DR	TR	AVG	AST	PF-DQ	ST	TO	BKS	PTS	AVG
2011-12	20	1	106	15-36	.417	0-0	---	4-7	.571	12	21	33	1.7	4	16-0	3	2	2	34	1.7
2012-13	37	0	369	61-126	.484	2-4	.500	21-23	.913	29	75	104	2.8	15	44-0	6	23	12	145	3.9
NBA (2)	57	1	475	76-162	.469	2-4	.500	25-30	.833	41	96	137	2.4	19	60-0	9	25	14	179	3.1

PLAYOFF STATISTICS

2011-12	4	0	9	1-3	.333	0-0	---	0-0	---	0	2	2	0.5	0	2-0	0	0	0	2	0.5
2012-13	9	0	71	8-24	.333	0-1	.000	0-0	---	4	14	18	2.0	1	14-0	0	3	2	16	1.8
NBA (2)	13	0	80	9-27	.333	0-1	.000	0-0	---	4	16	20	1.5	1	16-0	0	3	2	18	1.4

SAM PERKINS (#14)**Height:** 6-9 **Weight:** 260 **Birthdate:** June 14, 1961 **College:** North Carolina '84**Acquired:** January 21, 1999, as a free agent**Waived:** September 17, 2001

YR	G	GS	3-POINT																	
			MIN	FGM-FGA	PCT	FGM-FGA	PCT	FTM-FTA	PCT	OR	DR	TR	AVG	AST	PF-DQ	ST	TO	BKS	PTS	AVG
1998-99	48	0	789	80-200	.400	35-90	.389	43-60	.717	36	102	138	2.9	25	74-0	15	22	14	238	5.0
1999-00	81	0	1620	184-441	.417	89-218	.408	80-97	.825	64	225	289	3.6	68	136-0	31	63	33	537	6.6
2000-01	64	41	999	86-226	.381	38-110	.345	32-38	.842	32	136	168	2.6	41	61-0	33	19	18	242	3.8
NBA (3)	193	41	3408	350-867	.404	162-418	.388	155-195	.795	132	463	595	3.1	134	271-0	79	104	65	1017	5.3

PLAYOFF STATISTICS

1998-99	13	0	146	18-35	.514	11-24	.458	6-9	.667	2	23	25	1.9	6	13-0	0	7	3	53	4.1
1999-00	23	0	417	34-105	.324	23-66	.348	19-21	.905	17	56	73	3.2	10	45-1	4	8	6	110	4.8
2000-01	3	0	19	2-8	.250	1-4	.250	0-0	---	1	3	4	1.3	0	3-0	0	0	0	5	1.7
NBA (3)	39	0	582	54-148	.365	35-94	.372	25-30	.833	20	82	102	2.6	16	61-1	4	15	9	168	4.3

RON PERRY (#44)

Height: 6-3	Weight: 190	Birthdate: December 29, 1943	College: Virginia Tech '67
--------------------	--------------------	-------------------------------------	-----------------------------------

Acquired: January 31, 1969, from New York in exchange for Steve Chubin

YR			3-POINT																	
	G	GS	MIN	FGM-FGA	PCT	FGM-FGA	PCT	FTM-FTA	PCT	OR	DR	TR	AVG	AST	PF-DQ	ST	TO	BKS	PTS	AVG
1968-69	27	23	865	137-336	.408	33-91	.363	58-70	.829	24	49	73	2.7	97	108-3	---	67	---	365	13.5

PLAYOFF STATISTICS

1968-69	17	3	202	34-114	.298	11-38	.289	18-27	.667	---	---	21	1.2	18	33-0	---	19	---	97	5.7
---------	----	---	-----	--------	------	-------	------	-------	------	-----	-----	----	-----	----	------	-----	----	-----	----	-----

CHUCK PERSON (#45)

Height: 6-8	Weight: 225	Birthdate: June 27, 1964	College: Auburn '86
--------------------	--------------------	---------------------------------	----------------------------

Drafted: First Round (4th pick) 1986

Traded: September 8, 1992, to Minnesota, along with Micheal Williams, in exchange for Sam Mitchell and Pooh Richardson

YR	G	GS	MIN	3-POINT										PF-DQ	ST	TO	BKS	PTS	AVG	
				FGM-FGA	PCT	FGM-FGA	PCT	FTM-FTA	PCT	OR	DR	TR	AVG							AST
1986-87	82	78	2956	635-1358	.468	49-138	.355	222-297	.747	168	509	677	8.3	295	310-4	90	211	16	1541	18.8
1987-88	79	71	2807	575-1252	.459	59-177	.333	132-197	.670	171	365	536	6.8	209	266-4	73	210	8	1341	17.0
1988-89	80	79	3012	711-1453	.489	63-205	.307	243-307	.792	144	372	515	6.5	289	280-12	83	308	18	1728	21.6
1989-90	77	73	2714	605-1242	.487	94-253	.372	211-270	.781	126	319	446	5.8	230	217-1	53	170	20	1515	19.7
1990-91	80	79	2566	620-1231	.504	69-203	.340	165-229	.721	121	296	417	5.2	238	221-1	56	184	17	1474	18.4
1991-92	81	81	2923	616-1284	.480	132-354	.373	133-197	.675	114	312	426	5.3	232	247-5	68	216	18	1497	18.5
NBA (6)	479	461	16978	3762-7820	.481	466-1330	.350	1106-1497	.739	844	2173	3017	6.3	1743	1547-21	423	1299	97	9096	19.0

PLAYOFF STATISTICS

1986-87	4	4	159	38-74	.514	2-8	.250	30-39	.769	6	27	33	8.3	20	14-0	5	15	2	108	27.0
1989-90	3	3	123	17-45	.378	1-10	.100	5-12	.417	6	14	20	6.7	12	11-0	1	4	0	40	13.3
1990-91	5	5	192	48-90	.533	17-31	.548	17-21	.810	3	25	28	5.6	16	15-1	5	12	0	130	26.0
1991-92	3	3	118	19-47	.404	5-15	.333	8-12	.667	1	8	9	3.0	7	11-0	2	6	0	51	17.0
NBA (4)	15	15	592	122-256	.477	25-64	.391	60-84	.714	16	74	90	6.0	55	51-1	13	37	2	329	21.9

RICKY PIERCE (#22)

Height: 6-4 **Weight:** 215 **Birthdate:** August 19, 1959 **College:** Rice '82

Signed: October 2, 1995, as a free agent

Traded: June 13, 1996, to Denver, along with Mark Jackson and a draft pick, in exchange for Jalen Rose, Reggie Williams and a draft pick

YR	3-POINT																			
	G	GS	MIN	FGM-FGA	PCT	FGM-FGA	PCT	FTM-FTA	PCT	OR	DR	TR	AVG	AST	PF-DQ	ST	TO	BKS	PTS	AVG
1995-96	76	2	1404	264-590	.447	35-104	.337	174-205	.849	40	96	136	1.8	101	188-1	57	93	6	737	9.7

PLAYOFF STATISTICS

1995-96	5	4	133	16-47	.340	2-8	.250	17-20	.850	3	1	4	0.8	15	13-0	8	12	1	51	10.2
---------	---	---	-----	-------	------	-----	------	-------	------	---	---	---	-----	----	------	---	----	---	----	------

MILES PLUMLEE (#13)

Height: 6-11	Weight: 255	Birthdate: September 1, 1988	College: Duke
---------------------	--------------------	-------------------------------------	----------------------

Drafted: First Round (26th pick) 2012

Traded: July 27, 2013, to Phoenix, along with Gerald Green and a future first round draft pick, in exchange for Luis Scola

YR	3-POINT																			
	G	GS	MIN	FGM-FGA	PCT	FGM-FGA	PCT	FTM-FTA	PCT	OR	DR	TR	AVG	AST	PF-DQ	ST	TO	BKS	PTS	AVG
2012-13	14	0	55	5-21	.238	0-0	---	3-4	.750	12	10	22	1.6	2	5-0	0	3	3	13	0.9

SCOT POLLARD (#62)

Height: 6-11 **Weight:** 265 **Birthdate:** February 12, 1975 **College:** Kansas '97

Acquired: July 24, 2003, from Sacramento, along with Danny Ferry from San Antonio, in exchange for Brad Miller to Sacramento and Ron Mercer to San Antonio

YR	G	GS	3-POINT																	
			MIN	FGM-FGA	PCT FGM-FGA	PCT	FTM-FTA	PCT	OR	DR	TR	AVG	AST	PF-DQ	ST	TO	BKS	PTS	AVG	
2003-04	61	3	678	47-114	.412	0-0	---	12-21	.571	67	97	164	2.7	10	110-0	23	22	26	106	1.7
2004-05	49	17	865	79-167	.473	0-0	---	33-49	.673	85	120	205	4.2	18	123-1	30	31	24	191	3.9
2004-05	45	32	771	70-154	.455	0-0	---	29-38	.763	73	145	218	4.8	24	115-1	37	26	20	169	3.8
NBA (3)	155	52	2314	196-435	.451	0-0	---	74-108	.685	225	362	587	3.8	52	348-2	90	79	70	466	3.0

PLAYOFF STATISTICS

2003-04	3	0	13	0-2	.000	0-0	---	2-4	.500	1	3	4	1.3	0	2-0	1	0	0	2	0.7
2004-05	9	0	67	6-15	.400	0-0	---	1-2	.500	4	7	11	1.2	1	9-0	1	4	0	13	1.4
2005-06	4	0	15	0-1	.000	0-0	---	0-0	---	1	4	5	1.3	0	5-0	1	1	0	0	0.0
NRA (3)	16	0	95	6-18	.333	0-0	---	3-6	.500	6	14	20	1.3	1	16-0	3	5	0	15	0.9

MARK POPE (#43)

Height: 6-10 **Weight:** 235 **Birthdate:** September 11, 1972 **College:** Kentucky '96
Drafted: Second Round (52nd pick) 1996
Waived: October 31, 1999

		3-POINT																		
YR	G	GS	MIN	FGM-FGA	PCT	FGM-FGA	PCT	FTM-FTA	PCT	OR	DR	TR	AVG	AST	PF-DQ	ST	TO	BKS	PTS	AVG
1997-98	28	0	193	14-41	.341	1-3	.333	10-17	.588	9	17	26	0.9	7	36-0	3	10	6	39	1.4
1998-99	4	0	26	1-7	.143	0-4	.000	0-1	.000	2	2	4	1.0	0	6-0	0	1	0	2	0.5
NBA (2)	32	0	219	15-48	.313	1-7	.143	10-18	.556	11	19	30	0.9	7	42-0	3	11	6	41	1.3
PLAYOFF STATISTICS																				
1997-98	7	0	42	4-6	.667	0-1	.000	1-1	1.000	2	3	5	0.7	1	8-0	1	1	0	9	1.3

JAMES POSEY (#41)

Height: 6-8 **Weight:** 235 **Birthdate:** January 13, 1977 **College:** Xavier
Acquired: August, 11, 2010, from New Orleans, along with Darren Collison, in a four-team trade that sent Troy Murphy from Indiana to New Jersey

		3-POINT																		
YR	G	GS	MIN	FGM-FGA	PCT	FGM-FGA	PCT	FTM-FTA	PCT	OR	DR	TR	AVG	AST	PF-DQ	ST	TO	BKS	PTS	AVG
2010-11	49	0	839	81-241	.336	67-212	.316	11-15	.733	10	137	147	3.0	34	103-1	24	24	6	240	4.9

JOSH POWELL (#22)

Height: 6-9 **Weight:** 235 **Birthdate:** December 5, 1983 **College:** North Carolina State '05
Acquired: July 24, 2006, from Dallas, along with Darrell Armstrong and Rawle Marshall, in exchange for Anthony Johnson
Traded: January 19, 2007, to Golden State, along with Al Harrington, Stephen Jackson and Sarunas Jasikevicius, in exchange for Ike Diogu, Mike Dunleavy, Keith McLeod and Troy Murphy

		3-POINT																		
YR	G	GS	MIN	FGM-FGA	PCT	FGM-FGA	PCT	FTM-FTA	PCT	OR	DR	TR	AVG	AST	PF-DQ	ST	TO	BKS	PTS	AVG
2006-07	7	0	64	2-15	.133	0-0	---	8-12	.667	7	12	19	2.7	3	18-0	0	5	0	12	1.7

A.J. PRICE (#12, #22)

Height: 6-2 **Weight:** 181 **Birthdate:** October 7, 1986 **College:** Connecticut '09
Drafted: Second Round (52nd pick) 2009
Acquired: Signed as a free agent, November 6, 2014
Waived: November 28, 2014

		3-POINT																		
YR	G	GS	MIN	FGM-FGA	PCT	FGM-FGA	PCT	FTM-FTA	PCT	OR	DR	TR	AVG	AST	PF-DQ	ST	TO	BKS	PTS	AVG
2009-10	56	2	865	145-354	.410	60-174	.345	60-75	.800	12	76	88	1.6	106	53-0	35	59	3	410	7.3
2010-11	50	0	795	114-320	.356	41-149	.275	54-81	.667	16	56	72	1.5	111	61-1	29	53	1	323	6.5
2011-12	44	1	568	59-174	.339	26-88	.295	28-35	.800	13	48	61	1.4	86	30-0	20	32	2	172	3.9
2014-15	10	0	193	39-89	.438	15-39	.385	12-18	.667	2	12	14	1.4	27	9-0	4	10	0	105	10.5
NBA (4)	160	3	2421	357-937	.381	142-450	.316	154-209	.737	43	192	235	1.5	330	153-1	88	154	6	1010	6.3
PLAYOFF STATISTICS																				
2010-11	5	0	80	13-35	.371	7-16	.438	9-10	.900	2	5	7	1.4	6	5-0	3	7	0	42	8.4
2011-12	4	0	7	1-2	.500	0-0	---	0-0	---	1	1	2	0.5	1	0-0	0	0	0	2	0.54
NBA (2)	9	0	87	14-37	.378	7-16	.438	9-10	.900	3	6	9	1.0	7	5-0	3	7	0	44	4.9

MIKE PRICE (#15)

Height: 6-31/2 **Weight:** 200 **Birthdate:** September 11, 1948 **College:** Illinois '70

		3-POINT																		
YR	G	GS	MIN	FGM-FGA	PCT	FGM-FGA	PCT	FTM-FTA	PCT	OR	DR	TR	AVG	AST	PF-DQ	ST	TO	BKS	PTS	AVG
1971-72	4	0	25	3-9	.333	0-0	---	0-0	---	1	4	5	1.3	1	4-0	---	4	---	6	1.5

WAYNE RADFORD (#21)

Height: 6-3 **Weight:** 205 **Birthdate:** May 29, 1956 **College:** Indiana '78
Drafted: Second Round (27th pick) 1978
Waived: October 10, 1979

		3-POINT																		
YR	G	GS	MIN	FGM-FGA	PCT	FGM-FGA	PCT	FTM-FTA	PCT	OR	DR	TR	AVG	AST	PF-DQ	ST	TO	BKS	PTS	AVG
1978-79	52	2	649	83-175	.474	---	---	36-45	.800	25	43	68	1.3	57	61-0	30	45	1	202	3.9

JIM RAYL (#23)

Height: 6-2 **Weight:** 180 **Birthdate:** June 21, 1941 **College:** Indiana '64
Signed: September 1967 (original signee)
Waived: December 28, 1968

3-POINT																				
YR	G	GS	MIN	FGM-FGA	PCT	FGM-FGA	PCT	FTM-FTA	PCT	OR	DR	TR	AVG	AST	PF-DQ	ST	TO	BKS	PTS	AVG
1967-68	74	--	2193	317-819	.387	57-175	.326	195-243	.802	38	200	238	3.2	210	197-1	---	193	---	886	12.0
1968-69	27	8	567	72-202	.356	34-92	.370	61-68	.897	25	42	67	2.5	63	80-2	---	50	---	239	8.9
ABA (2)	101	8	2760	389-1021	.381	91-267	.341	256-311	.823	63	242	305	3.0	273	277-3	---	243	---	1125	11.1

PLAYOFF STATISTICS

1967-68	3	3	118	15-42	.357	4-14	.286	5-7	.714	---	---	10	3.3	14	14-0	---	9	---	39	13.0
---------	---	---	-----	-------	------	------	------	-----	------	-----	-----	----	-----	----	------	-----	---	-----	----	------

CRAIG RAYMOND (#12)

Height: 6-11 **Weight:** 235 **Birthdate:** April 5, 1945 **College:** Brigham Young '67

YR	3-POINT																			
	G	GS	MIN	FGM-FGA	PCT	FGM-FGA	PCT	FTM-FTA	PCT	OR	DR	TR	AVG	AST	PF-DQ	ST	TO	BKS	PTS	AVG
1972-73	6	0	33	2-8	.250	0-0	---	1-2	.500	3	7	10	1.7	1	8-0	0	3	2	5	0.8

CLINT RICHARDSON (#4)

Height: 6-3 **Weight:** 195 **Birthdate:** August 7, 1956 **College:** Seattle '79
Acquired: October 23, 1985, from Philadelphia in exchange for two second-round draft picks
Waived: December 10, 1987

YR	G	GS	MIN	3-POINT																
				FGM-FGA	PCT	FGM-FGA	PCT	FTM-FTA	PCT	OR	DR	TR	AVG	AST	PF-DQ	ST	TO	BKS	PTS	AVG
1985-86	82	61	2224	335-736	.455	1-9	.111	123-147	.837	69	182	251	3.1	372	153-1	58	136	8	794	9.7
1986-87	78	14	1396	218-467	.467	6-17	.353	59-74	.797	51	92	143	1.8	241	106-0	49	85	7	501	6.4
NBA (2)	160	75	3620	553-1203	.460	7-26	.269	182-221	.824	120	274	394	2.5	613	259-1	107	221	15	1295	8.1

PLAYOFF STATISTICS

1986-87	4	0	73	7-12	.583	0-1	.000	2-4	.500	3	7	10	2.5	8	12-0	0	5	0	16	4.0
---------	---	---	----	------	------	-----	------	-----	------	---	---	----	-----	---	------	---	---	---	----	-----

NORM RICHARDSON (#21)

Height: 6-5 **Weight:** 190 **Birthdate:** July 24, 1979 **College:** Hofstra '01
Signed: September 21, 2001, as a free agent
Traded: February 19, 2002, to Chicago, along with Travis Best, Jalen Rose and a second-round draft pick, in exchange for Ron Artest, Ron Mercer, Brad Miller and Kevin Ollie

YR	3-POINT																			
	G	GS	MIN	FGM-FGA	PCT	FGM-FGA	PCT	FTM-FTA	PCT	OR	DR	TR	AVG	AST	PF-DQ	ST	TO	BKS	PTS	AVG
2001-02	3	0	4	0-3	.000	0-0	---	0-0	---	1	0	1	1	0	0-0	0	0	0	0	0.0

JEROME "POOH" RICHARDSON (#24)

Height: 6-1 **Weight:** 180 **Birthdate:** May 14, 1966 **College:** UCLA '89
Acquired: September 8, 1992, from Minnesota, along with Sam Mitchell, in exchange for Chuck Person and Micheal Williams
Traded: June 30, 1994, to L.A. Clippers, along with Malik Sealy and the draft rights to Eric Piatkowski, in exchange for Mark Jackson and the draft rights to Greg Minor

3-POINT																				
YR	G	GS	MIN	FGM-FGA	PCT	FGM-FGA	PCT	FTM-FTA	PCT	OR	DR	TR	AVG	AST	PF-DQ	ST	TO	BKS	PTS	AVG
1992-93	74	73	2396	337-703	.479	3-29	.103	92-124	.742	63	204	267	3.6	573	132-1	94	167	12	769	10.4
1993-94	37	25	1022	160-354	.452	3-12	.250	47-77	.610	28	82	110	3.0	237	78-0	32	88	3	370	10.0
NBA (2)	111	98	3418	497-1057	.470	6-41	.146	139-201	.692	91	286	377	3.4	810	210-1	126	255	15	1139	10.3

PLAYOFF STATISTICS

1992-93	4	1	95	6-15	.400	1-1	1.000	4-6	.667	1	10	11	2.8	23	7-1	2	6	0	17	4.3
---------	---	---	----	------	------	-----	-------	-----	------	---	----	----	-----	----	-----	---	---	---	----	-----

RICK ROBEY (#53)

Height: 6-11 **Weight:** 230 **Birthdate:** January 30, 1956 **College:** Kentucky '78
Drafted: First Round (3rd pick) 1978
Traded: January 16, 1979, to Boston in exchange for Billy Knight

YR	3-POINT																			
	G	GS	MIN	FGM-FGA	PCT	FGM-FGA	PCT	FTM-FTA	PCT	OR	DR	TR	AVG	AST	PF-DQ	ST	TO	BKS	PTS	AVG
1978-79	43	13	849	140-295	.475	---	---	90-121	.744	80	174	254	5.9	53	111-1	25	89	12	370	8.6

GLENN ROBINSON III (#40)**Height:** 6-7 **Weight:** 220 **Birthdate:** January 8, 1994 **College:** Michigan**Signed:** As a free agent, July 27, 2015

YR	3-POINT																			
	G	GS	MIN	FGM-FGA	PCT	FGM-FGA	PCT	FTM-FTA	PCT	OR	DR	TR	AVG	AST	PF-DQ	ST	TO	BKS	PTS	AVG
2015-16	45	4	508	65-151	.430	14-37	.378	27-39	.692	12	56	68	1.5	26	21-0	17	18	9	177	3.8
PLAYOFF STATISTICS																				
2015-16	4	0	10	3-4	.750	0-0	---	1-1	1.000	0	0	0	0.0	0	0-0	0	0	1	7	1.8

DAVE ROBISCH (#40)**Height:** 6-10 **Weight:** 240 **Birthdate:** December 22, 1949 **College:** Kansas '71**Drafted:** November 12, 1975, in San Diego dispersal draft**Traded:** December 13, 1977, to Los Angeles, along with Adrian Dantley, in exchange for James Edwards, Earl Tatum and cash

YR	3-POINT																			
	G	GS	MIN	FGM-FGA	PCT	FGM-FGA	PCT	FTM-FTA	PCT	OR	DR	TR	AVG	AST	PF-DQ	ST	TO	BKS	PTS	AVG
1975-76	76	46	2421	376-900	.418	0-2	.000	263-311	.846	230	442	672	8.8	145	183-0	65	96	48	1015	13.4
1976-77	80	26	1966	369-811	.455	---	---	213-256	.832	171	383	554	6.9	158	169-1	55	---	37	951	11.9
1977-78	23	18	598	73-181	.403	---	---	50-64	.781	47	126	173	7.5	48	59-1	20	34	15	196	8.5
NBA (2)	103	44	2564	442-992	.446	---	---	263-320	.822	218	509	727	7.1	206	228-2	75	34	52	1147	11.1
3 YEARS	179	90	4985	818-1892	.432	0-2	.000	526-631	.834	448	951	1399	7.8	351	411-2	140	130	100	2162	12.1
PLAYOFF STATISTICS																				
1975-76	3	1	83	11-27	.407	0-0	---	12-16	.750	8	12	20	6.7	8	8-0	3	1	0	34	11.3

CARLOS ROGERS (#6)**Height:** 7-0 **Weight:** 245 **Birthdate:** February 6, 1971 **College:** Tennessee State '94**Signed:** September 6, 2001, as a free agent

3-POINT																				
YR	G	GS	MIN	FGM-FGA	PCT	FGM-FGA	PCT	FTM-FTA	PCT	OR	DR	TR	AVG	AST	PF-DQ	ST	TO	BKS	PTS	AVG
2001-02	22	1	168	24-43	.558	1-6	.167	10-19	.526	14	24	38	1.7	3	17-0	5	5	6	59	2.7

JALEN ROSE (#5)**Height:** 6-8 **Weight:** 210 **Birthdate:** January 30, 1973 **College:** Michigan '95**Acquired:** June 13, 1996, from Denver, along with Reggie Williams and a draft pick, in exchange for Mark Jackson, Ricky Pierce and a draft pick**Traded:** February 19, 2002, to Chicago, along with Travis Best, Norm Richardson and a second-round draft pick, in exchange for Ron Artest, Ron Mercer, Brad Miller and Kevin Ollie

YR	G	GS	3-POINT																	
			MIN	FGM-FGA	PCT	FGM-FGA	PCT	FTM-FTA	PCT	OR	DR	TR	AVG	AST	PF-DQ	ST	TO	BKS	PTS	AVG
1996-97	66	6	1188	172-377	.456	21-72	.292	117-156	.750	27	94	121	1.8	155	136-1	57	107	18	482	7.3
1997-98	82	0	1706	290-607	.478	25-73	.342	166-228	.728	28	167	195	2.4	155	171-0	56	132	14	771	9.4
1998-99	49	1	1238	200-496	.403	17-65	.262	125-158	.791	34	120	154	3.1	93	128-0	50	72	15	542	11.1
1999-00	80	80	2978	563-1196	.471	77-196	.393	254-307	.827	42	345	387	4.8	320	234-1	84	188	49	1457	18.2
2000-01	72	72	2943	567-1242	.457	59-174	.339	285-344	.828	37	322	359	5.0	435	230-2	65	211	43	1478	20.5
2001-02	53	53	1937	387-871	.444	52-146	.356	156-186	.839	29	220	249	4.7	197	148-1	45	105	29	982	18.5
NBA (6)	402	212	11990	2179-4789	.455	251-726	.346	1103-1379	.800	197	1268	1465	3.6	1355	1047-5	357	815	168	5712	14.2
PLAYOFF STATISTICS																				
1997-98	15	0	293	48-100	.480	6-16	.375	20-27	.741	1	26	27	1.8	28	37-0	11	25	6	122	8.1
1998-99	13	0	355	61-138	.442	8-23	.348	28-34	.824	11	20	31	2.4	32	39-0	13	25	5	158	12.2
1999-00	23	23	964	171-391	.437	30-70	.429	107-133	.805	10	91	101	4.4	78	71-0	16	50	11	479	20.8
2000-01	4	4	164	30-79	.380	5-16	.313	7-7	1.000	3	15	18	4.5	11	18-0	6	9	1	72	18.0
NBA (4)	55	27	1776	310-708	.438	49-125	.392	162-201	.806	25	152	177	3.2	149	165-0	46	109	23	831	15.1

DAN ROUNDFIELD (#32)

Height: 6-8 **Weight:** 205 **Birthdate:** May 26, 1953 **College:** Central Michigan '75
Drafted: First Round (6th pick) 1975
Signed: July 28, 1978, with Atlanta as free agent; Indiana compensated with a 1979 first-round draft pick and cash

YR	G	GS	MIN	FGM-FGA	PCT	FGM-FGA	PCT	FTM-FTA	PCT	OR	DR	TR	AVG	AST	PF-DQ	ST	TO	BKS	PTS	AVG
1975-76	67	0	767	131-309	.424	0-2	.000	77-122	.631	131	128	259	3.9	35	161-6	31	64	43	339	5.1
1976-77	61	0	1645	342-734	.466	---	---	164-239	.686	179	339	518	8.5	69	243-8	61	---	131	848	13.9
1977-78	79	0	2423	421-861	.489	---	---	218-300	.727	275	527	802	10.2	196	297-4	81	194	149	1060	13.4
NBA (2)	140	0	4068	763-1595	.478	---	---	382-539	.709	454	866	1320	9.4	265	540-12	142	194	280	1908	13.6
3 YEARS	207	0	4835	894-1904	.470	0-2	.000	459-661	.694	585	994	1579	7.6	300	701-18	173	258	323	2247	10.9

PLAYOFF STATISTICS

1975-76	2	0	25	7-12	.583	0-0	---	7-8	.875	4	6	10	5.0	0	6-0	2	0	4	22	11.0
---------	---	---	----	------	------	-----	-----	-----	------	---	---	----	-----	---	-----	---	---	---	----	------

BRIAN ROWSOM (#24)

Height: 6-9 **Weight:** 225 **Birthdate:** October 23, 1965 **College:** North Carolina-Wilmington '87
Drafted: Second Round (34th pick) 1987
Waived: December 8, 1987

YR	G	GS	MIN	FGM-FGA	PCT	FGM-FGA	PCT	FTM-FTA	PCT	OR	DR	TR	AVG	AST	PF-DQ	ST	TO	BKS	PTS	AVG
1987-88	4	0	16	0-6	.000	0-0	---	6-6	1.000	1	4	5	1.3	1	3-0	1	1	0	6	1.5

DAMJAN RUDEŽ (#9)

Height: 6-10 **Weight:** 230 **Birthdate:** June 17, 1986
Signed: As a free agent, July 11, 2014
Traded: July 12, 2015, to Minnesota, in exchange for Chase Budinger

YR	G	GS	MIN	FGM-FGA	PCT	FGM-FGA	PCT	FTM-FTA	PCT	OR	DR	TR	AVG	AST	PF-DQ	ST	TO	BKS	PTS	AVG
2014-15	68	2	1047	119-263	.452	69-170	.406	16-23	.696	8	39	47	0.7	53	79-0	16	47	5	323	4.8

BRANDON RUSH (#25)

Height: 6-6 **Weight:** 210 **Birthdate:** July 7, 1985 **College:** Kansas '09
Acquired: July 9, 2008, from Portland, along with Jarrett Jack and Josh McRoberts, in exchange for Ike Diogu and Jerryd Bayless
Traded: December 19, 2011, to Golden State, in exchange for Lou Amundson

YR	G	GS	MIN	FGM-FGA	PCT	FGM-FGA	PCT	FTM-FTA	PCT	OR	DR	TR	AVG	AST	PF-DQ	ST	TO	BKS	PTS	AVG
2008-09	75	19	1803	243-575	.423	78-209	.373	46-66	.697	34	199	233	3.1	66	128-1	38	75	37	610	8.1
2009-10	82	64	2491	297-702	.423	124-302	.411	56-89	.629	41	305	346	4.2	112	159-0	56	93	65	774	9.4
2010-11	67	21	1754	217-515	.421	93-223	.417	80-106	.755	33	184	217	3.2	62	107-0	41	69	35	607	9.1
NBA (3)	224	104	6048	757-1792	.422	295-734	.402	182-261	.697	108	688	796	3.6	240	394-1	135	237	137	1991	8.9

PLAYOFF STATISTICS

2010-11	5	0	55	6-13	.462	3-4	.750	1-2	.500	0	7	7	1.4	3	5-0	1	1	1	16	3.2
---------	---	---	----	------	------	-----	------	-----	------	---	---	---	-----	---	-----	---	---	---	----	-----

KAREEM RUSH (#21)

Height: 6-6 **Weight:** 215 **Birthdate:** October 30, 1980 **College:** Missouri '03
Signed: July 3, 2007, as a free agent

YR	G	GS	MIN	FGM-FGA	PCT	FGM-FGA	PCT	FTM-FTA	PCT	OR	DR	TR	AVG	AST	PF-DQ	ST	TO	BKS	PTS	AVG
2007-08	71	15	1504	228-569	.401	102-262	.389	30-42	.714	19	149	168	2.4	89	108-0	42	62	19	588	8.3

WALKER RUSSELL (#31)

Height: 6-5 **Weight:** 195 **Birthdate:** October 26, 1960 **College:** Western Michigan '82
Signed: October 2, 1986, as a free agent

YR	G	GS	MIN	FGM-FGA	PCT	FGM-FGA	PCT	FTM-FTA	PCT	OR	DR	TR	AVG	AST	PF-DQ	ST	TO	BKS	PTS	AVG
1986-87	48	0	511	64-165	.388	2-16	.125	27-37	.730	18	37	55	1.1	129	62-0	20	60	5	157	3.3

PLAYOFF STATISTICS

1986-87	DID NOT PLAY - COACH'S DECISION																			
---------	---------------------------------	--	--	--	--	--	--	--	--	--	--	--	--	--	--	--	--	--	--	--

MIKE SANDERS (#33)

Height: 6-6 **Weight:** 210 **Birthdate:** May 7, 1960 **College:** UCLA '82
Signed: September 8, 1989, as a free agent
Waived: November 18, 1991

		3-POINT																		
YR	G	GS	MIN	FGM-FGA	PCT	FGM-FGA	PCT	FTM-FTA	PCT	OR	DR	TR	AVG	AST	PF-DQ	ST	TO	BKS	PTS	AVG
1989-90	82	13	1531	225-479	.470	5-14	.357	55-75	.733	78	152	230	2.8	89	220-1	43	79	23	510	6.2
1990-91	80	7	1357	206-494	.417	4-20	.200	47-57	.825	73	112	185	2.3	106	198-1	37	65	26	463	5.8
1991-92	10	0	81	11-22	.500	0-0	---	5-6	.833	0	8	8	0.8	11	8-0	2	6	1	27	2.7
NBA (3)	172	20	2969	442-995	.444	9-34	.265	107-138	.775	151	272	423	2.5	206	426-2	82	150	50	1000	5.8

PLAYOFF STATISTICS

YR	G	GS	MIN	FGM-FGA	PCT	FGM-FGA	PCT	FTM-FTA	PCT	OR	DR	TR	AVG	AST	PF-DQ	ST	TO	BKS	PTS	AVG
1989-90	3	0	24	5-11	.455	1-1	1.000	0-0	---	5	1	6	2.0	2	4-0	0	2	0	11	3.7
1990-91	5	0	41	6-10	.600	1-2	.500	2-4	.500	0	4	4	0.8	4	9-0	4	1	2	15	3.0
NBA (2)	8	0	65	11-21	.524	2-3	.667	2-4	.500	5	5	10	1.3	6	13-0	4	3	2	26	3.3

DWAYNE SCHINTZIUS (#55)

Height: 7-2 **Weight:** 285 **Birthdate:** October 14, 1968 **College:** Florida '90
Signed: October 18, 1995, as a free agent

		3-POINT																		
YR	G	GS	MIN	FGM-FGA	PCT	FGM-FGA	PCT	FTM-FTA	PCT	OR	DR	TR	AVG	AST	PF-DQ	ST	TO	BKS	PTS	AVG
1995-96	33	0	297	49-110	.445	0-0	---	13-21	.619	23	55	78	2.4	14	53-0	9	19	12	111	3.4

RUSS SCHOENE (#3)

Height: 6-10 **Weight:** 215 **Birthdate:** April 16, 1960 **College:** Tennessee-Chattanooga '82
Acquired: February 15, 1983, from Philadelphia, along with a first and second-round draft pick, in exchange for Clemon Johnson and a third-round draft pick
Traded: October 2, 1986, to Seattle, along with Terence Stansbury, in exchange for John Long and future considerations

		3-POINT																		
YR	G	GS	MIN	FGM-FGA	PCT	FGM-FGA	PCT	FTM-FTA	PCT	OR	DR	TR	AVG	AST	PF-DQ	ST	TO	BKS	PTS	AVG
1982-83	31	5	520	101-228	.443	1-3	.333	40-55	.727	44	57	101	3.3	27	74-1	12	35	14	243	7.8

DETLEF SCHREMPF (#11)

Height: 6-10 **Weight:** 230 **Birthdate:** January 21, 1963 **College:** Washington '85
Acquired: February 21, 1989, from Dallas, along with a second-round draft pick, in exchange for Herb Williams
Traded: November 1, 1993, to Seattle in exchange for Derrick McKey and Gerald Paddio

		3-POINT																		
YR	G	GS	MIN	FGM-FGA	PCT	FGM-FGA	PCT	FTM-FTA	PCT	OR	DR	TR	AVG	AST	PF-DQ	ST	TO	BKS	PTS	AVG
1988-89	32	12	1005	162-315	.514	5-9	.263	146-189	.772	70	159	229	7.2	93	102-0	29	77	10	475	14.8
1989-90	78	18	2573	424-822	.516	17-48	.354	402-490	.820	149	471	620	7.9	247	271-6	59	180	16	1267	16.2
1990-91	82	3	2632	432-831	.520	15-40	.375	441-539	.818	178	482	660	8.0	301	262-3	58	175	22	1320	16.1
1991-92	80	4	2605	496-925	.536	23-71	.324	365-441	.828	202	568	770	9.6	312	286-4	62	191	37	1380	17.3
1992-93	82	60	3098	517-1085	.476	8-52	.154	525-653	.804	210	570	780	9.5	493	305-3	79	243	27	1567	19.1
NBA (5)	354	97	11913	2031-3978	.511	68-220	.309	1879-2312	.813	809	2250	3059	8.6	1446	1226-16	287	866	112	6009	17.0

PLAYOFF STATISTICS

YR	G	GS	MIN	FGM-FGA	PCT	FGM-FGA	PCT	FTM-FTA	PCT	OR	DR	TR	AVG	AST	PF-DQ	ST	TO	BKS	PTS	AVG
1989-90	3	3	125	23-47	.489	0-3	.000	15-16	.938	5	17	22	7.3	5	13-0	2	10	1	61	20.3
1990-91	5	0	179	27-57	.474	0-4	.000	25-30	.833	10	26	36	7.2	11	17-0	2	11	0	79	15.8
1991-92	3	0	120	18-47	.383	2-4	.500	25-28	.893	12	27	39	13.0	7	10-0	2	7	1	63	21.0
1992-93	4	4	165	25-54	.463	0-2	.000	28-36	.778	3	20	23	5.8	29	14-0	1	17	2	78	19.5
NBA (4)	15	7	589	93-205	.454	2-13	.154	93-110	.845	30	90	120	8.0	52	54-0	7	45	4	281	18.7

LUIS SCOLA (#4)

Height: 6-9 **Weight:** 240 **Birthdate:** April 30, 1980
Acquired: July 27, 2013, from Phoenix in exchange for Gerald Green, Miles Plumlee and a future first round draft pick

		3-POINT																		
YR	G	GS	MIN	FGM-FGA	PCT	FGM-FGA	PCT	FTM-FTA	PCT	OR	DR	TR	AVG	AST	PF-DQ	ST	TO	BKS	PTS	AVG
2013-14	82	2	1399	263-560	.470	1-7	.143	99-136	.728	86	305	391	4.8	81	164-0	26	108	16	626	7.6
2014-15	81	16	1659	300-642	.467	5-20	.250	158-226	.699	138	388	526	6.4	105	192-0	47	94	18	763	9.4
NBA (2)	163	18	3058	563-1202	.468	6-27	.222	257-362	.710	224	693	917	5.6	186	356-0	73	202	34	1389	8.5

PLAYOFF STATISTICS

YR	G	GS	MIN	FGM-FGA	PCT	FGM-FGA	PCT	FTM-FTA	PCT	OR	DR	TR	AVG	AST	PF-DQ	ST	TO	BKS	PTS	AVG
2013-14	18	0	243	48-105	.457	1-3	.333	13-22	.591	11	31	42	2.3	9	29-0	6	7	3	110	6.1

BRENT SCOTT (#55)

Height: 6-10 **Weight:** 250 **Birthdate:** June 15, 1970 **College:** Rice '93

Signed: September 27, 1996, as a free agent

YR	G	GS	MIN	3-POINT			PCT	FTM-FTA	PCT	OR	DR	TR	AVG	AST	PF-DQ	ST	TO	BKS	PTS	AVG
				FGM-FGA	PCT	FTM-FTA														
1996-97	16	0	55	8-17	.471	0-0	---	3-6	.500	3	6	9	0.6	3	14-0	1	4	1	19	1.2

BYRON SCOTT (#4)

Height: 6-4 **Weight:** 200 **Birthdate:** March 28, 1961 **College:** Arizona State '83

Signed: December 6, 1993, as a free agent

Drafted: June 24, 1995, by Vancouver in expansion draft

YR	G	GS	MIN	3-POINT			PCT	FTM-FTA	PCT	OR	DR	TR	AVG	AST	PF-DQ	ST	TO	BKS	PTS	AVG
				FGM-FGA	PCT	FTM-FTA														
1993-94	67	2	1197	256-548	.467	27-74	.365	157-195	.805	19	91	110	1.6	133	80-0	62	103	9	696	10.4
1994-95	80	1	1528	265-583	.455	79-203	.389	193-227	.850	18	133	151	1.9	108	123-1	61	119	13	802	10.0
NBA (2)	147	3	2725	521-1131	.461	106-277	.383	350-422	.829	37	224	261	1.8	241	203-1	123	222	22	1498	10.2
PLAYOFF STATISTICS																				
1993-94	16	0	239	38-96	.396	9-19	.474	40-51	.784	10	23	33	2.1	20	22-0	12	25	2	125	7.8
1994-95	17	0	298	32-94	.340	9-34	.265	30-34	.882	5	20	25	1.5	16	30-0	10	22	1	103	6.1
NBA (2)	33	0	537	70-190	.368	18-53	.340	70-85	.824	15	43	58	1.8	36	52-0	22	47	3	228	6.9

MALIK SEALY (#21)

Height: 6-8 **Weight:** 190 **Birthdate:** February 1, 1970 **College:** St. John's (N.Y.) '92

Drafted: First Round (14th pick) 1992

Traded: June 30, 1994, to L.A. Clippers, along with Pooh Richardson and the draft rights to Eric Piatkowski, in exchange for Mark Jackson and the draft rights to Greg Minor

YR	G	GS	MIN	3-POINT			PCT	FTM-FTA	PCT	OR	DR	TR	AVG	AST	PF-DQ	ST	TO	BKS	PTS	AVG
				FGM-FGA	PCT	FTM-FTA														
1992-93	58	2	672	136-319	.426	7-31	.226	51-74	.689	60	52	112	1.9	47	74-0	36	58	7	330	5.7
1993-94	43	5	623	111-274	.405	4-16	.250	59-87	.678	43	75	118	2.7	48	84-0	31	51	8	285	6.6
NBA (2)	101	7	1295	247-593	.417	11-47	.234	110-161	.683	103	127	230	2.3	95	158-0	67	109	15	615	6.1
PLAYOFF STATISTICS																				
1992-93	3	0	18	0-5	.000	0-1	.000	2-2	1.000	2	0	2	0.7	0	1-0	0	1	0	2	0.7

JERRY SICHTING (#14)

Height: 6-11/2 **Weight:** 180 **Birthdate:** November 29, 1956 **College:** Purdue '79

Signed: October 9, 1980, as a free agent

Traded: October 3, 1985, to Boston in exchange for two second-round draft picks

YR	G	GS	MIN	3-POINT			PCT	FTM-FTA	PCT	OR	DR	TR	AVG	AST	PF-DQ	ST	TO	BKS	PTS	AVG
				FGM-FGA	PCT	FTM-FTA														
1980-81	47	1	450	34-95	.358	0-5	.000	25-32	.781	11	32	43	0.9	70	38-0	23	28	1	93	2.0
1981-82	51	0	800	91-194	.469	1-9	.111	29-38	.763	14	41	55	1.1	117	63-0	33	42	1	212	4.2
1982-83	78	58	2435	316-661	.478	3-18	.167	92-107	.860	33	122	155	2.0	433	185-0	104	138	2	727	9.3
1983-84	80	80	2497	397-746	.532	6-20	.300	117-135	.867	44	127	171	2.1	457	179-0	90	144	8	917	11.5
1984-85	70	25	1808	325-624	.521	9-37	.243	112-128	.875	24	90	114	1.6	264	116-0	47	102	4	771	11.0
NBA (5)	326	164	7990	1163-2320	.501	19-89	.213	375-440	.852	126	412	538	1.7	1341	581-0	297	454	16	2720	8.3
PLAYOFF STATISTICS																				
1980-81	1	0	1	0-0	---	0-0	---	0-0	---	0	0	0	---	0	0-0	1	0	0	0	0.0

DON SIDLE (#33)

Height: 6-9 **Weight:** 215 **Birthdate:** June 21, 1946 **College:** Oklahoma '68

Acquired: February 1, 1971, from Denver, along with Wayne Chapman, in exchange for John Barnhill and Art Becker

Traded: December 1971, to Memphis in exchange for Larry Canon

YR	G	GS	MIN	3-POINT			PCT	FTM-FTA	PCT	OR	DR	TR	AVG	AST	PF-DQ	ST	TO	BKS	PTS	AVG
				FGM-FGA	PCT	FTM-FTA														
1970-71	30	--	528	86-157	.548	2-4	.500	49-74	.662	73	74	147	4.9	31	66-1	---	33	---	223	7.4
1971-72	27	2	394	72-143	.503	0-1	.000	31-49	.633	44	51	95	3.5	10	39-0	---	20	---	175	6.5
ABA (2)	57	2	922	158-300	.527	2-5	.400	80-123	.650	117	125	242	4.2	41	105-1	---	53	---	398	7.0
PLAYOFF STATISTICS																				
1970-71	8	0	68	8-24	.333	0-1	.000	10-16	.625	20	10	30	3.8	4	8-0	---	2	---	26	3.3

COURTNEY SIMS (#44)

Height: 6-11 **Weight:** 245 **Birthdate:** October 21, 1983 **College:** Michigan '07

Signed: October 1, 2007, as a free agent

Waived: October 25, 2007

Signed: October 29, 2007, as a free agent

Waived: December 4, 2007

Signed: December 12, 2007, as a free agent

Waived: December 29, 2007

YR	G	GS	MIN	3-POINT			PCT	OR	DR	TR	AVG	AST	PF-DQ	ST	TO	BKS	PTS	AVG
				FGM-FGA	PCT	FTM-FTA												
2007-08	3	0	11	0-1	.000	0-0	---	0-0	---	1	1	2	0.7	1	2-0	0	0	0.0

SCOTT SKILES (#3)

Height: 6-1 **Weight:** 190 **Birthdate:** March 5, 1964 **College:** Michigan State '86

Acquired: June 22, 1987, from Milwaukee in exchange for a second-round draft pick

Drafted: June 15, 1989, by Orlando in expansion draft

YR	G	GS	MIN	3-POINT			PCT	OR	DR	TR	AVG	AST	PF-DQ	ST	TO	BKS	PTS	AVG
				FGM-FGA	PCT	FTM-FTA												
1987-88	51	2	760	86-209	.411	6-20	.300	45-54	.833	11	55	66	1.3	180	97-0	22	76	3 223 4.4
1988-89	80	13	1571	198-442	.448	20-75	.267	130-144	.903	21	128	149	1.9	390	151-1	64	177	2 546 6.8
NBA (2)	131	15	2331	284-651	.436	26-95	.274	175-198	.884	32	183	215	1.6	570	248-1	86	253	5 769 5.9

JOSE SLAUGHTER (#21)

Height: 6-5 **Weight:** 205 **Birthdate:** September 9, 1960 **College:** Portland '82

Waived: October 7, 1983

YR	G	GS	MIN	3-POINT			PCT	OR	DR	TR	AVG	AST	PF-DQ	ST	TO	BKS	PTS	AVG
				FGM-FGA	PCT	FTM-FTA												
1982-83	63	1	515	89-238	.374	9-41	.220	38-59	.644	34	34	68	1.1	52	93-0	36	42	7 225 3.6

DONALD SLOAN (#15)

Height: 6-3 **Weight:** 205 **Birthdate:** January 15, 1988 **College:** Texas A&M

Signed: July 3, 2013 as a free agent

YR	G	GS	MIN	3-POINT			PCT	OR	DR	TR	AVG	AST	PF-DQ	ST	TO	BKS	PTS	AVG
				FGM-FGA	PCT	FTM-FTA												
2013-14	48	1	392	44-117	.376	10-42	.238	12-20	.600	4	40	44	0.9	50	19-0	10	22	1 110 2.3
2014-15	53	21	1107	145-355	.408	41-131	.313	60-77	.779	12	131	143	2.7	190	47-0	23	65	0 391 7.4
NBA (2)	101	22	1499	189-472	.400	51-173	.295	72-97	.742	16	171	187	1.9	240	66-0	33	87	1 501 5.0

PLAYOFF STATISTICS

2013-14	4	0	15	2-7	.286	1-4	.250	2-4	.500	0	1	1	0.3	3	0-0	1	2	0 7 1.8
---------	---	---	----	-----	------	-----	------	-----	------	---	---	---	-----	---	-----	---	---	---------

WILLIE SMITH (#8)

Height: 6-2 **Weight:** 170 **Birthdate:** October 26, 1953 **College:** Missouri '76

Signed: October 14, 1977, as a free agent

Waived: October 20, 1977

YR	G	GS	MIN	3-POINT			PCT	OR	DR	TR	AVG	AST	PF-DQ	ST	TO	BKS	PTS	AVG
				FGM-FGA	PCT	FTM-FTA												
1977-78	1	0	7	0-0	---	---	---	0-0	---	0	0	0	---	1	1-0	0	0	0 0 0.0

RIK SMITS (#24, #45)

Height: 7-4 **Weight:** 250 **Birthdate:** August 23, 1966 **College:** Marist '88
Drafted: First Round (2nd pick) 1988
Retired: September 27, 2000

		3-POINT																		
YR	G	GS	MIN	FGM-FGA	PCT	FGM-FGA	PCT	FTM-FTA	PCT	OR	DR	TR	AVG	AST	PF-DQ	ST	TO	BKS	PTS	AVG
1988-89	82	71	2041	386-746	.517	0-1	.000	184-255	.722	185	315	500	6.1	70	310-14	37	130	151	956	11.7
1989-90	82	82	2404	515-967	.533	0-1	.000	241-297	.811	135	377	512	6.2	142	328-11	45	143	169	1271	15.5
1990-91	76	38	1690	342-705	.485	0-0	---	144-189	.762	116	241	357	4.7	84	246-3	24	86	111	828	10.9
1991-92	74	55	1772	436-855	.510	0-2	.000	152-193	.788	124	293	417	5.6	116	231-4	29	130	100	1024	13.8
1992-93	81	81	2072	494-1017	.486	0-0	---	167-228	.732	126	306	432	5.3	121	285-5	27	147	75	1155	14.3
1993-94	78	75	2113	493-923	.534	0-1	.000	238-300	.793	135	348	483	6.2	156	281-11	49	151	82	1224	15.7
1994-95	78	78	2381	558-1060	.526	0-2	.000	284-377	.753	192	409	601	7.7	111	278-6	40	189	79	1400	17.9
1995-96	63	63	1901	466-894	.521	1-5	.200	231-293	.788	119	314	433	6.9	110	226-5	21	160	45	1164	18.5
1996-97	52	52	1518	356-733	.486	2-8	.250	173-217	.797	105	256	361	6.9	67	175-3	22	126	59	887	17.1
1997-98	73	69	2085	514-1038	.495	0-3	.000	188-240	.783	127	378	505	6.9	101	243-9	40	134	88	1216	16.7
1998-99	49	49	1271	310-633	.490	0-2	.000	108-132	.818	73	202	275	5.6	52	159-1	18	75	52	728	14.9
1999-00	79	79	1852	431-890	.484	0-1	.000	156-211	.739	94	307	401	5.1	85	249-1	20	108	100	1018	12.9
NBA (12)	867	792	23100	5301-10461	.507	3-26	.115	2266-2932	.773	1531	3746	5277	6.1	1215	3011-73	372	1579	1111	12871	14.8

PLAYOFF STATISTICS

YR	G	GS	MIN	FGM-FGA	PCT	FGM-FGA	PCT	FTM-FTA	PCT	OR	DR	TR	AVG	AST	PF-DQ	ST	TO	BKS	PTS	AVG
1989-90	3	3	96	14-28	.500	0-0	---	9-11	.818	4	12	16	5.3	3	12-0	2	5	4	37	12.3
1990-91	5	0	88	21-37	.568	0-0	---	7-8	.875	4	14	18	3.6	2	23-1	1	5	7	49	9.8
1991-92	3	1	28	4-11	.364	0-0	---	2-2	1.000	3	3	6	2.0	0	7-0	2	3	1	10	3.3
1992-93	4	4	143	37-64	.578	0-1	.000	16-22	.727	13	19	32	8.0	7	18-1	5	8	4	90	22.5
1993-94	16	16	450	103-218	.472	0-0	---	50-62	.806	23	61	84	5.3	31	64-1	10	43	9	256	16.0
1994-95	17	17	546	127-232	.547	1-1	1.000	86-107	.804	32	87	119	7.0	34	73-2	5	34	14	341	20.1
1995-96	5	5	166	42-77	.545	0-0	---	11-14	.786	13	24	37	7.4	8	20-1	2	14	2	95	19.0
1997-98	16	16	476	105-209	.502	0-1	.000	55-64	.859	17	68	85	5.3	20	67-3	8	21	14	265	16.6
1998-99	13	13	293	67-147	.456	0-0	---	19-20	.950	16	49	65	5.0	9	51-3	6	25	15	153	11.8
1999-00	22	21	461	103-207	.498	0-1	.000	35-40	.875	24	54	78	3.5	21	84-1	10	27	20	241	11.0
NBA (10)	104	96	2747	623-1230	.507	1-4	.250	290-350	.829	149	391	540	5.2	135	419-13	51	185	90	1537	14.8

RICKY SOBERS (#14)

Height: 6-3 **Weight:** 198 **Birthdate:** January 15, 1953 **College:** UNLV '75
Acquired: September 6, 1977, from Phoenix in exchange for Don Buse
Traded: August 28, 1979, to Chicago as compensation for signing Mickey Johnson

		3-POINT																		
YR	G	GS	MIN	FGM-FGA	PCT	FGM-FGA	PCT	FTM-FTA	PCT	OR	DR	TR	AVG	AST	PF-DQ	ST	TO	BKS	PTS	AVG
1977-78	79	79	3019	553-1221	.453	---	---	330-400	.825	92	235	327	4.1	584	308-10	170	352	23	1436	18.2
1978-79	81	81	2825	553-1194	.463	---	---	298-338	.882	118	183	301	3.7	450	315-8	138	304	23	1404	17.3
NBA (2)	160	160	5844	1106-2415	.458	---	---	628-738	.851	210	418	628	3.9	1034	623-18	308	656	46	2840	17.8

KEVIN STACOM (#27)

Height: 6-3 **Weight:** 185 **Birthdate:** September 4, 1951 **College:** Providence '74
Signed: August 7, 1978, as a free agent; Boston compensated with a third-round draft pick
Traded: February 9, 1979, to Boston in exchange for cash

		3-POINT																		
YR	G	GS	MIN	FGM-FGA	PCT	FGM-FGA	PCT	FTM-FTA	PCT	OR	DR	TR	AVG	AST	PF-DQ	ST	TO	BKS	PTS	AVG
1978-79	44	0	571	76-209	.364	---	---	31-41	.756	20	41	61	1.4	77	29-0	14	43	1	183	4.2

TERENCE STANSBURY (#43)

Height: 6-5 **Weight:** 175 **Birthdate:** February 27, 1961 **College:** Temple '84
Acquired: October 22, 1984, from Dallas, along with Bill Garnett, in exchange for a first-round draft pick
Traded: October 2, 1986, to Seattle, along with Russ Schoene, in exchange for John Long and future considerations

		3-POINT																		
YR	G	GS	MIN	FGM-FGA	PCT	FGM-FGA	PCT	FTM-FTA	PCT	OR	DR	TR	AVG	AST	PF-DQ	ST	TO	BKS	PTS	AVG
1984-85	74	14	1278	210-458	.459	4-25	.160	102-126	.810	39	75	114	1.5	127	205-2	47	80	12	526	7.1
1985-86	74	17	1331	191-441	.433	9-53	.170	107-132	.811	29	110	139	1.9	206	200-2	59	139	8	498	6.7
NBA (2)	148	31	2609	401-899	.446	13-78	.167	209-258	.810	68	185	253	1.7	333	405-4	106	219	20	1024	6.9

EVERETTE STEPHENS (#21)

Height: 6-2 **Weight:** 175 **Birthdate:** October 21, 1966 **College:** Purdue '88
Acquired: October 3, 1988, from Philadelphia in exchange for Ron Anderson
Waived: October 31, 1989

YR	3-POINT																			
	G	GS	MIN	FGM-FGA	PCT	FGM-FGA	PCT	FTM-FTA	PCT	OR	DR	TR	AVG	AST	PF-DQ	ST	TO	BKS	PTS	AVG
1988-89	35	0	209	23-72	.319	2-10	.200	17-22	.773	11	12	23	0.7	37	22-0	9	29	4	65	1.9

LANCE STEPHENSON (#6, #1)

Height: 6-5 **Weight:** 220 **Birthdate:** September 5, 1990 **College:** Cincinnati
Drafted: Second Round (40th Pick) 2010

YR	3-POINT																			
	G	GS	MIN	FGM-FGA	PCT	FGM-FGA	PCT	FTM-FTA	PCT	OR	DR	TR	AVG	AST	PF-DQ	ST	TO	BKS	PTS	AVG
2010-11	12	0	115	13-39	.333	0-5	.000	11-14	.786	1	17	18	1.5	21	14-0	4	16	0	37	3.1
2011-12	42	1	442	47-125	.376	4-30	.133	8-17	.471	12	41	53	1.3	46	30-0	21	36	5	106	2.5
2012-13	78	72	2278	275-598	.460	62-188	.330	75-115	.652	47	257	304	3.9	223	162-1	81	109	16	687	8.8
2013-14	78	78	2752	427-870	.491	86-244	.352	140-197	.711	95	463	558	7.2	359	195-1	54	210	7	1080	13.8
NBA (4)	210	151	5587	762-1632	.467	152-467	.325	234-343	.682	155	778	933	4.4	649	401-2	160	371	28	1910	9.1

PLAYOFF STATISTICS

YR	G	GS	MIN	FGM-FGA	PCT	FGM-FGA	PCT	FTM-FTA	PCT	OR	DR	TR	AVG	AST	PF-DQ	ST	TO	BKS	PTS	AVG
2011-12	4	0	12	2-9	.222	1-2	.500	1-2	.500	0	0	0	0.0	1	2-0	0	2	0	6	1.5
2012-13	19	19	673	69-169	.408	18-64	.281	23-37	.622	14	130	144	7.6	63	47-1	23	36	2	179	9.4
2013-14	19	19	705	100-220	.455	24-67	.358	35-49	.714	24	107	131	6.9	80	55-0	16	46	4	259	13.6
NBA (3)	42	18	1390	171-398	.430	43-133	.323	59-88	.670	38	237	275	6.5	144	104-1	39	84	6	444	10.6

BROOK STEPPE (#11)

Height: 6-5 **Weight:** 190 **Birthdate:** November 7, 1959 **College:** Georgia Tech '82
Acquired: September 17, 1983, from Kansas City in exchange for a second-round draft pick
Waived: October 15, 1984

3-POINT																				
YR	G	GS	MIN	FGM-FGA	PCT	FGM-FGA	PCT	FTM-FTA	PCT	OR	DR	TR	AVG	AST	PF-DQ	ST	TO	BKS	PTS	AVG
1983-84	61	13	857	148-314	.471	0-3	.000	134-161	.832	43	79	122	2.0	79	93-0	34	83	6	430	7.0

STEVE STIPANOVICH (#40)

Height: 7-0 **Weight:** 245 **Birthdate:** November 17, 1960 **College:** Missouri '83
Drafted: First Round (2nd pick) 1983
Retired: September 28, 1989

3-POINT																				
YR	G	GS	MIN	FGM-FGA	PCT	FGM-FGA	PCT	FTM-FTA	PCT	OR	DR	TR	AVG	AST	PF-DQ	ST	TO	BKS	PTS	AVG
1983-84	81	73	2426	392-816	.480	3-16	.188	183-243	.753	116	446	562	6.9	170	303-4	73	161	67	970	12.0
1984-85	82	66	2315	414-871	.475	1-11	.091	297-372	.798	141	473	614	7.5	199	265-4	71	184	78	1126	13.7
1985-86	79	65	2397	416-885	.470	2-10	.200	242-315	.768	173	450	623	7.9	206	261-1	75	146	69	1076	13.6
1986-87	81	81	2761	382-760	.503	1-4	.250	307-367	.837	184	486	670	8.3	180	304-9	106	130	97	1072	13.2
1987-88	80	80	2692	411-828	.496	3-15	.200	254-314	.809	157	505	662	8.3	183	302-8	90	156	69	1079	13.5
NBA (5)	403	365	12591	2015-4160	.484	10-56	.179	1283-1611	.796	771	2360	3131	7.8	938	1435-26	415	777	380	5323	13.2

PLAYOFF STATISTICS

YR	G	GS	MIN	FGM-FGA	PCT	FGM-FGA	PCT	FTM-FTA	PCT	OR	DR	TR	AVG	AST	PF-DQ	ST	TO	BKS	PTS	AVG
1986-87	4	4	149	21-38	.553	0-1	.000	13-19	.684	7	23	30	7.5	3	14-0	3	4	2	55	13.8

PEJA STOJAKOVIC (#16)

Height: 6-10 **Weight:** 229 **Birthdate:** June 9, 1977 **Foreign Province:** Serbia & Montenegro
Acquired: January 25, 2006, from Sacramento in exchange for Ron Artest
Traded: July 12, 2006, to New Orleans/Oklahoma City, along with cash in exchange for the rights to Andrew Betts, the Hornets' 1998 second-round draft pick

3-POINT																				
YR	G	GS	MIN	FGM-FGA	PCT	FGM-FGA	PCT	FTM-FTA	PCT	OR	DR	TR	AVG	AST	PF-DQ	ST	TO	BKS	PTS	AVG
2005-06	40	40	1454	274-594	.461	91-225	.404	140-155	.903	45	205	250	6.3	68	89-0	26	52	8	779	19.5

PLAYOFF STATISTICS

YR	G	GS	MIN	FGM-FGA	PCT	FGM-FGA	PCT	FTM-FTA	PCT	OR	DR	TR	AVG	AST	PF-DQ	ST	TO	BKS	PTS	AVG
2005-06	2	2	51	8-18	.444	0-3	.000	6-7	.857	0	9	9	4.5	4	4-0	1	1	1	22	11.0

ERICK STRICKLAND (#21)

Height: 6-3 **Weight:** 210 **Birthdate:** November 25, 1973 **College:** Nebraska '96
Signed: September 11, 2002, as a free agent

YR	G	GS	MIN	3-POINT			PCT	OR	DR	TR	AVG	AST	PF-DQ	ST	TO	BKS	PTS	AVG
				FGM-FGA	PCT	FTM-FTA												
2002-03	71	10	1275	163-380	.429	62-160	.388	70-87	.805	23	122	145	2.0	209	111-0	38	98	7 458 6.5

PLAYOFF STATISTICS

2002-03	5	0	42	6-14	.429	1-5	.200	8-10	.800	3	4	7	1.4	8	4-0	1	1	0 21 4.2
---------	---	---	----	------	------	-----	------	------	------	---	---	---	-----	---	-----	---	---	----------

MARK STRICKLAND (#21)

Height: 6-10 **Weight:** 210 **Birthdate:** July 14, 1970 **College:** Temple '92
Signed: March 4, 1995, as a free agent

YR	G	GS	MIN	3-POINT			PCT	OR	DR	TR	AVG	AST	PF-DQ	ST	TO	BKS	PTS	AVG
				FGM-FGA	PCT	FTM-FTA												
1994-95	4	0	9	1-3	.333	0-0	---	1-2	.500	2	2	4	1.0	0	0-0	0	1	3 0.8

RODNEY STUCKEY (#2)

Height: 6-5 **Weight:** 210 **Birthdate:** April 21, 1986 **College:** Eastern Washington
Signed: As a free agent, July 21, 2014

YR	G	GS	MIN	3-POINT			PCT	OR	DR	TR	AVG	AST	PF-DQ	ST	TO	BKS	PTS	AVG
				FGM-FGA	PCT	FTM-FTA												
2014-15	71	36	1874	332-754	.440	55-141	.390	177-216	.819	36	212	248	3.5	219	131-0	56	118	10 896 12.6
2015-16	58	1	1275	183-443	.413	20-83	.241	131-158	.829	19	137	156	2.7	142	77-0	43	76	8 517 8.9
NBA (2)	129	37	3149	515-1197	.430	75-224	.335	308-374	.824	55	349	404	3.1	361	208	99	194	18 1413 11.0

PLAYOFF STATISTICS

2015-16	7	0	125	17-43	.395	5-10	.500	5-9	.556	1	14	15	2.1	14	9-0	4	6	1 44 6.3
---------	---	---	-----	-------	------	------	------	-----	------	---	----	----	-----	----	-----	---	---	----------

BRUNO SUNDÖV (#40)

Height: 7-2 **Weight:** 239 **Birthdate:** February 10, 1980 **Foreign Province:** Croatia
Signed: September 30, 2000, as a free agent

YR	G	GS	MIN	3-POINT			PCT	OR	DR	TR	AVG	AST	PF-DQ	ST	TO	BKS	PTS	AVG
				FGM-FGA	PCT	FTM-FTA												
2000-01	11	4	120	20-41	.488	0-4	.000	3-5	.600	4	19	23	2.1	2	21-1	2	3	4 43 3.9
2001-02	22	0	88	16-40	.400	0-1	.000	0-2	.000	7	14	21	1.0	3	16-0	3	4	3 32 1.5
NBA (2)	33	4	208	36-81	.444	0-5	.000	3-7	.429	11	33	44	1.3	5	37-1	5	7	7 75 2.3

PLAYOFF STATISTICS

2001-02	1	0		1-1	1.000	0-0	---	0-0	---	0	0	0	0.0	0	0-0	0	0	2 2.0
---------	---	---	--	-----	-------	-----	-----	-----	-----	---	---	---	-----	---	-----	---	---	-------

ZAN TABAK (#55)

Height: 7-0 **Weight:** 257 **Birthdate:** June 15, 1970 **Foreign Province:** Croatia
Signed: September 30, 1999, as a free agent

YR	G	GS	MIN	3-POINT			PCT	OR	DR	TR	AVG	AST	PF-DQ	ST	TO	BKS	PTS	AVG
				FGM-FGA	PCT	FTM-FTA												
1999-00	18	0	114	16-34	.471	0-0	---	5-8	.625	16	16	32	1.8	4	13-0	3	11	9 37 2.1
2000-01	55	14	777	98-186	.527	0-0	---	20-47	.426	65	148	213	3.9	33	125-0	10	57	30 216 3.9
NBA (2)	73	14	891	114-220	.518	0-0	---	25-55	.455	81	164	245	3.4	37	138-0	13	68	39 253 3.5

PLAYOFF STATISTICS

1999-00	10	0	47	4-8	.500	0-0	---	4-4	1.000	4	12	16	1.6	0	10-0	0	1	2 12 1.2
2000-01	2	2	10	0-4	.000	0-0	---	1-2	.500	3	0	3	1.5	0	2-0	0	0	1 0.5
NBA (2)	12	2	57	4-12	.333	0-0	---	5-6	.833	7	12	19	1.6	0	12-0	0	1	2 13 1.1

EARL TATUM (#43)

Height: 6-41/2 **Weight:** 185 **Birthdate:** July 26, 1953 **College:** Marquette '76
Acquired: December 13, 1977, from L.A. Lakers, along with James Edwards and cash, in exchange for Adrian Dantley and Dave Robisch
Traded: July 19, 1978, to Boston in exchange for a first-round draft pick and cash

YR	G	GS	MIN	3-POINT			PCT	OR	DR	TR	AVG	AST	PF-DQ	ST	TO	BKS	PTS	AVG
				FGM-FGA	PCT	FTM-FTA												
1977-78	57	40	1859	357-773	.462	---	---	108-137	.788	56	149	205	3.6	226	172-4	103	131	30 822 14.4

TOM THACKER (#44)

Height: 6-3 **Weight:** 180 **Birthdate:** November 2, 1941 **College:** Cincinnati '63
Signed: 1968 as a free agent

YR	G	GS	MIN	3-POINT			PCT	FTM-FTA	PCT	OR	DR	TR	AVG	AST	PF-DQ	ST	TO	BKS	PTS	AVG
				FGM-FGA	PCT	FGM-FGA														
1968-69	18	1	346	40-117	.342	0-2	.000	18-31	.581	34	33	67	3.7	52	51-0	---	26	---	98	5.4
1969-70	70	--	1016	70-212	.330	10-39	.256	38-69	.551	91	120	211	3.0	185	177-2	---	115	---	188	2.7
1970-71	8	--	92	6-17	.353	0-3	.000	1-1	1.000	5	17	22	2.8	7	18-0	---	8	---	13	1.6
ABA (3)	96	1	1454	116-346	.335	10-44	.227	57-101	.564	130	170	300	3.1	244	246-2	---	149	---	299	3.1

PLAYOFF STATISTICS

1968-69	16	12	391	36-117	.308	0-5	.000	28-47	.596	---	---	77	4.8	69	53-1	---	33	---	100	6.3
1969-70	14	0	187	12-38	.316	3-11	.273	6-11	.545	16	32	48	3.4	36	37-0	---	20	---	33	2.4
ABA (2)	30	12	578	48-155	.310	3-16	.188	34-58	.586	16	32	125	4.2	105	90-1	---	53	---	133	4.4

JIM THOMAS (#6, #19)

Height: 6-4 **Weight:** 195 **Birthdate:** October 19, 1960 **College:** Indiana '83
Drafted: Second Round (40th pick) 1983
Waived: October 24, 1985

YR	G	GS	MIN	3-POINT			PCT	FTM-FTA	PCT	OR	DR	TR	AVG	AST	PF-DQ	ST	TO	BKS	PTS	AVG
				FGM-FGA	PCT	FGM-FGA														
1983-84	72	15	1219	187-403	.464	1-11	.091	80-110	.727	59	90	149	2.1	130	115-1	60	69	6	455	6.3
1984-85	80	52	2059	347-726	.478	8-42	.190	183-234	.782	74	187	261	3.3	234	195-2	76	131	5	885	11.1
NBA (2)	152	67	3278	534-1129	.473	9-53	.170	263-344	.765	133	277	410	2.7	364	310-3	136	200	11	1340	8.8

JACK THOMPSON (#44)

Height: 6-1 **Weight:** 185 **Birthdate:** March 26, 1946 **College:** South Carolina '68
Drafted: Sixth Round 1968

YR	G	GS	MIN	3-POINT			PCT	FTM-FTA	PCT	OR	DR	TR	AVG	AST	PF-DQ	ST	TO	BKS	PTS	AVG
				FGM-FGA	PCT	FGM-FGA														
1968-69			2	0	5				1-3	.333	0-1	.000	0-0	---	---	1	0	1	0.5	
20-0	---		2	---	2				1-0											

LASALLE THOMPSON (#41)

Height: 6-10 **Weight:** 253 **Birthdate:** June 23, 1961 **College:** Texas '83

Acquired: February 20, 1989, from Sacramento, along with Randy Wittman, in exchange for Wayman Tisdale and a second-round draft pick

Acquired: February 20, 1997, from Denver, along with Mark Jackson, in exchange for Vincent Askew, Eddie Johnson and Indiana's 1997 and 1998 second-round draft picks

YR	G	GS	MIN	3-POINT			PCT	FTM-FTA	PCT	OR	DR	TR	AVG	AST	PF-DQ	ST	TO	BKS	PTS	AVG
				FGM-FGA	PCT	FGM-FGA														
1988-89	33	29	1053	169-314	.538	0-0	---	75-93	.806	104	222	326	9.9	37	132-6	33	62	39	413	12.5
1989-90	82	60	2126	223-471	.473	1-5	.200	107-134	.799	175	455	630	7.7	106	313-11	65	150	71	554	6.8
1990-91	82	77	1946	276-565	.488	1-5	.200	72-104	.692	154	409	563	6.9	147	265-4	63	168	63	625	7.6
1991-92	80	49	1299	168-359	.468	0-2	.000	58-71	.817	98	283	381	4.8	102	207-0	52	98	34	394	4.9
1992-93	63	0	730	104-213	.488	0-1	.000	29-39	.744	55	123	178	2.8	34	137-0	29	47	24	237	3.8
1993-94	30	1	282	27-77	.351	0-0	---	16-30	.533	26	49	75	2.5	16	59-1	10	23	8	70	2.3
1994-95	38	3	453	49-118	.415	0-0	---	14-16	.875	28	61	89	2.3	18	76-0	18	33	10	112	2.9
1996-97	9	0	35	0-3	.000	0-0	---	3-4	.750	2	6	8	0.9	2	7-0	0	2	0	3	0.3
NBA (8)	417	219	7924	1016-2120	.479	2-13	.154	374-491	.762	642	1608	2250	5.4	462	1196-22	270	583	249	2408	5.8

PLAYOFF STATISTICS

1989-90	3	0	54	7-15	.467	0-0	---	4-4	1.000	6	9	15	5.0	2	13-0	0	7	1	18	6.0
1990-91	5	5	126	19-39	.487	0-0	---	7-7	1.000	6	25	31	6.2	8	15-0	4	10	7	45	9.0
1991-92	3	3	63	7-11	.636	0-0	---	2-2	1.000	2	11	13	4.3	4	11-0	1	3	4	16	5.3
1992-93	4	0	73	5-15	.333	0-0	---	5-6	.833	7	7	14	3.5	3	9-0	3	4	2	15	3.8
1993-94	7	0	39	4-11	.364	0-0	---	2-3	.667	3	7	10	1.4	5	9-0	3	4	1	10	1.4
NBA (5)	22	8	355	42-91	.462	0-0	---	20-22	.909	24	59	83	3.8	22	57-0	11	28	15	104	4.7

JAMAAL TINSLEY (#11)

Height: 6-3 **Weight:** 195 **Birthdate:** February 28, 1978 **College:** Iowa State '01
Acquired: July 19, 2001, from Atlanta in exchange for a future first-round draft pick
Waived: July 22, 2009

		3-POINT																		
YR	G	GS	MIN	FGM-FGA	PCT	FGM-FGA	PCT	FTM-FTA	PCT	OR	DR	TR	AVG	AST	PF-DQ	ST	TO	BKS	PTS	AVG
2001-02	80	78	2442	289-760	.380	42-175	.240	131-186	.704	78	220	298	3.7	647	248-9	138	270	40	751	9.4
2002-03	73	69	2237	220-556	.396	46-166	.277	80-112	.714	58	202	260	3.6	548	201-2	125	192	18	566	7.8
2003-04	52	43	1378	153-370	.414	77-207	.372	49-67	.731	28	108	136	2.6	303	132-2	84	110	17	432	8.3
2004-05	40	40	1301	218-522	.418	58-156	.372	122-164	.744	26	134	160	4.0	257	112-3	81	134	12	616	15.4
2005-06	42	27	1122	158-386	.409	16-70	.229	58-91	.637	35	98	133	3.2	211	96-2	49	109	6	390	9.3
2006-07	72	72	2243	346-889	.389	61-193	.316	172-239	.720	60	180	240	3.3	494	190-3	117	200	25	925	12.8
2007-08	39	36	1293	176-463	.380	40-141	.284	72-100	.720	24	117	141	3.6	326	97-0	66	130	10	464	11.9
2008-09	DID NOT PLAY																			
NBA (8)	398	365	12016	1560-3946	.395	340-1108	.307	684-959	.713	309	1059	1368	3.4	2786	1076-21	660	1145	128	4144	10.4

PLAYOFF STATISTICS

YR	G	GS	MIN	FGM-FGA	PCT	FGM-FGA	PCT	FTM-FTA	PCT	OR	DR	TR	AVG	AST	PF-DQ	ST	TO	BKS	PTS	AVG
2001-02	5	5	88	8-19	.421	0-1	.000	2-3	.667	2	8	10	2.0	25	12-0	2	12	0	18	3.6
2002-03	6	6	185	20-35	.571	8-13	.615	3-6	.500	6	12	18	3.0	39	20-0	4	8	0	51	8.5
2003-04	16	16	422	49-123	.398	16-54	.296	15-16	.938	6	40	46	2.9	80	56-2	28	31	3	129	8.1
2004-05	9	9	247	32-89	.360	2-18	.111	12-21	.571	6	24	30	3.3	51	31-0	14	27	3	78	8.7
2005-06	1	0	7	1-3	.333	0-2	.000	0-0	---	0	0	0	0.0	1	1-0	1	1	0	2	2.0
NBA (5)	37	36	949	110-269	.409	26-88	.295	32-46	.696	20	84	104	2.8	196	120-2	49	79	6	278	7.5

WAYMAN TISDALE (#23)

Height: 6-8 **Weight:** 250 **Birthdate:** June 9, 1964 **College:** Oklahoma '86
Drafted: First Round (2nd pick) 1985
Traded: February 20, 1989, to Sacramento, along with a second-round draft pick, in exchange for LaSalle Thompson and Randy Wittman

		3-POINT																		
YR	G	GS	MIN	FGM-FGA	PCT	FGM-FGA	PCT	FTM-FTA	PCT	OR	DR	TR	AVG	AST	PF-DQ	ST	TO	BKS	PTS	AVG
1985-86	81	60	2277	516-1002	.515	0-2	.000	160-234	.684	191	393	584	7.2	79	290-3	32	188	44	1192	14.7
1986-87	81	15	2159	458-892	.513	0-2	.000	258-364	.709	217	258	475	5.9	117	293-9	50	139	26	1174	14.5
1987-88	79	57	2378	511-998	.512	0-2	.000	246-314	.783	168	323	491	6.2	103	274-5	54	145	34	1268	16.1
1988-89	48	5	1326	285-564	.505	0-4	.000	198-250	.792	99	211	310	6.5	75	181-5	35	107	32	768	16.0
NBA (4)	289	137	8140	1770-3456	.512	0-10	.000	862-1162	.742	675	1185	1860	6.4	374	1038-22	171	579	136	4402	15.2

PLAYOFF STATISTICS

YR	G	GS	MIN	FGM-FGA	PCT	FGM-FGA	PCT	FTM-FTA	PCT	OR	DR	TR	AVG	AST	PF-DQ	ST	TO	BKS	PTS	AVG
1986-87	4	0	108	19-31	.613	0-0	---	13-23	.565	5	11	16	4.0	9	17-1	1	5	0	51	12.8

SEDRIC TONEY (#11)

Height: 6-2 **Weight:** 178 **Birthdate:** April 13, 1962 **College:** Dayton '85
Signed: February 2, 1989, as a free agent
Waived: February 12, 1989

		3-POINT																		
YR	G	GS	MIN	FGM-FGA	PCT	FGM-FGA	PCT	FTM-FTA	PCT	OR	DR	TR	AVG	AST	PF-DQ	ST	TO	BKS	PTS	AVG
1988-89	2	0	9	1-5	.200	0-3	.000	0-1	.000	1	1	2	1.0	0	1-0	0	2	0	2	1.0

RAYMOND TOWNSEND (#11)

Height: 6-3 **Weight:** 185 **Birthdate:** December 20, 1955 **College:** UCLA '78
Signed: October 21, 1981, as a free agent
Waived: December 22, 1981
Signed: December 25, 1981, as a free agent
Waived: January 4, 1982

		3-POINT																		
YR	G	GS	MIN	FGM-FGA	PCT	FGM-FGA	PCT	FTM-FTA	PCT	OR	DR	TR	AVG	AST	PF-DQ	ST	TO	BKS	PTS	AVG
1981-82	14	0	95	11-41	.268	2-9	.222	11-20	.550	2	11	13	0.9	10	18-0	3	6	0	35	2.5

EVAN TURNER (#12)

Height: 6-5 **Weight:** 205 **Birthdate:** October 27, 1988 **College:** Ohio State
Acquired: February 20, 2014 from Philadelphia, along with Lavoy Allen, in exchange for Danny Granger and a future second round draft pick

		3-POINT																		
YR	G	GS	MIN	FGM-FGA	PCT	FGM-FGA	PCT	FTM-FTA	PCT	OR	DR	TR	AVG	AST	PF-DQ	ST	TO	BKS	PTS	AVG
2013-14	27	2	571	78-190	.411	12-24	.500	24-34	.706	12	74	86	3.2	64	48-0	11	34	2	192	7.1
PLAYOFF STATISTICS																				
2013-14	12	0	149	15-35	.429	4-7	.571	5-5	1.000	0	26	26	2.2	19	9-0	4	11	0	39	3.3

MYLES TURNER (#33)

Height: 6-11 **Weight:** 250 **Birthdate:** March 24, 1996 **College:** Texas
Drafted: First Round (11th pick) 2015

YR	G	GS	MIN	3-POINT			PCT	FTM-FTA	PCT	OR	DR	TR	AVG	AST	PF-DQ	ST	TO	BKS	PTS	AVG
				FGM-FGA	PCT	FGM-FGA														
2015-16	60	30	1367	264-530	.498	3-14	.214	88-121	.727	68	264	332	5.5	41	158-1	25	67	86	619	10.3

PLAYOFF STATISTICS

2015-16	7	4	197	33-71	.465	0-2	.000	6-9	.667	16	29	45	6.4	3	24-0	2	12	23	72	10.3
---------	---	---	-----	-------	------	-----	------	-----	------	----	----	----	-----	---	------	---	----	----	----	------

PETER VERHOEVEN (#50)

Height: 6-9 **Weight:** 215 **Birthdate:** February 15, 1959 **College:** Fresno State '81
Signed: December 29, 1986, as a free agent
Waived: January 10, 1987

YR	G	GS	MIN	3-POINT			PCT	FTM-FTA	PCT	OR	DR	TR	AVG	AST	PF-DQ	ST	TO	BKS	PTS	AVG
				FGM-FGA	PCT	FGM-FGA														
1986-87	5	0	44	5-14	.357	0-0	---	0-0	---	2	5	7	1.4	2	11-1	2	0	1	10	2.0

PHIL WAGNER (#11)

Height: 6-2 **Weight:** 190 **Birthdate:** December 18, 1945 **College:** Georgia Tech '68
Drafted: Fifth Round 1968
Waived: November 27, 1968

YR	G	GS	MIN	3-POINT			PCT	FTM-FTA	PCT	OR	DR	TR	AVG	AST	PF-DQ	ST	TO	BKS	PTS	AVG
				FGM-FGA	PCT	FGM-FGA														
1968-69	12	4	180	11-41	.268	1-4	.250	13-17	.765	8	15	23	1.9	14	28-0	---	18	---	36	3.0

GRANVILLE WAITERS (#31)

Height: 6-11 **Weight:** 220 **Birthdate:** January 8, 1961 **College:** Ohio State '83
Acquired: August 18, 1983, from Portland in exchange for a second-round draft pick
Traded: August 1, 1985, to Houston in exchange for a third-round draft pick

YR	G	GS	MIN	3-POINT			PCT	FTM-FTA	PCT	OR	DR	TR	AVG	AST	PF-DQ	ST	TO	BKS	PTS	AVG
				FGM-FGA	PCT	FGM-FGA														
1983-84	78	8	1040	123-238	.517	0-1	.000	31-51	.608	64	163	227	2.9	60	164-2	24	65	85	277	3.6
1984-85	62	5	703	85-190	.447	0-1	.000	29-50	.580	57	113	170	2.7	30	107-2	16	55	44	199	3.2
NBA (2)	140	13	1743	208-428	.486	0-2	.000	60-101	.594	121	276	397	2.8	90	271-4	40	120	129	476	3.4

SAMAKI WALKER (#52)

Height: 6-9 **Weight:** 250 **Birthdate:** February 25, 1976 **College:** Louisville '96
Signed: September 29, 2005, as a free agent
Waived: January 4, 2006

YR	G	GS	MIN	3-POINT			PCT	FTM-FTA	PCT	OR	DR	TR	AVG	AST	PF-DQ	ST	TO	BKS	PTS	AVG
				FGM-FGA	PCT	FGM-FGA														
2005-06	7	0	22	0-2	.000	0-0	---	2-2	1.000	0	3	3	0.4	0	7-0	0	2	1	2	0.3

BRYAN WARRICK (#21)

Height: 6-5 **Weight:** 195 **Birthdate:** July 22, 1959 **College:** St. Joseph's (Pa.) '82
Signed: February 13, 1986, as a free agent

YR	G	GS	MIN	3-POINT			PCT	FTM-FTA	PCT	OR	DR	TR	AVG	AST	PF-DQ	ST	TO	BKS	PTS	AVG
				FGM-FGA	PCT	FGM-FGA														
1985-86	31	5	658	81-172	.471	2-10	.200	53-67	.791	10	56	66	2.1	109	76-0	25	48	2	217	7.0

C.J. WATSON (#32)

Height: 6-2 **Weight:** 175 **Birthdate:** April 17, 1984 **College:** Tennessee
Signed: July 10, 2013, as a free agent

YR	G	GS	MIN	3-POINT			PCT	FTM-FTA	PCT	OR	DR	TR	AVG	AST	PF-DQ	ST	TO	BKS	PTS	AVG
				FGM-FGA	PCT	FGM-FGA														
2013-14	63	5	1193	146-334	.437	53-145	.366	69-88	.784	19	82	101	1.6	107	66-0	60	60	8	414	6.6
2014-15	57	21	1422	181-417	.434	70-175	.400	138-167	.826	18	145	163	2.9	208	107-0	57	100	9	570	10.0
NBA (2)	120	26	2615	327-450	.727	123-320	.384	207-256	.809	37	227	264	2.2	315	173-0	117	160	17	984	8.2

PLAYOFF STATISTICS

2013-14	19	0	342	37-90	.411	16-40	.400	17-28	.607	3	37	40	2.1	18	28-0	16	14	1	107	5.6
---------	----	---	-----	-------	------	-------	------	-------	------	---	----	----	-----	----	------	----	----	---	-----	-----

EARL WATSON (#2)

Height: 6-1 **Weight:** 185 **Birthdate:** June 12, 1979 **College:** UCLA '01
Signed: July 28, 2009, as a free agent

3-POINT																				
YR	G	GS	MIN	FGM-FGA	PCT	FGM-FGA	PCT	FTM-FTA	PCT	OR	DR	TR	AVG	AST	PF-DQ	ST	TO	BKS	PTS	AVG
2009-10	79	52	2322	223-524	.426	53-184	.288	120-169	.710	54	186	240	3.0	399	181-0	104	175	16	619	7.8

DAVID WEST (#21)

Height: 6-9 **Weight:** 240 **Birthdate:** August 29, 1980 **College:** Xavier
Signed: December 13, 2011, as a free agent

YR	G	GS	3-POINT																	
			MIN	FGM-FGA	PCT	FGM-FGA	PCT	FTM-FTA	PCT	OR	DR	TR	AVG	AST	PF-DQ	ST	TO	BKS	PTS	AVG
2011-12	66	66	1925	349-716	.487	2-9	.222	142-176	.807	118	315	433	6.6	140	160-0	52	93	46	842	12.8
2012-13	73	73	2435	502-1009	.498	4-19	.211	242-315	.768	145	418	563	7.7	213	149-0	74	157	69	1250	17.1
2013-14	80	80	2472	458-939	.488	4-15	.267	198-251	.789	120	422	542	6.8	223	186-1	61	133	74	1118	14.0
2014-15	66	66	1895	323-686	.471	4-20	.200	119-161	.739	108	341	449	6.8	223	160-0	48	120	48	769	11.7
NBA (4)	285	285	8727	1632-3350	.487	14-63	.222	701-903	.776	491	1496	1987	7.0	799	655-1	235	503	237	3979	14.0

PLAYOFF STATISTICS

2011-12	11	11	416	66-148	.446	0-0	---	36-44	.818	21	73	94	8.5	22	33-0	8	17	6	168	15.3
2012-13	19	19	689	115-249	.462	0-3	.000	72-94	.766	41	103	144	7.6	39	54-0	12	45	15	302	15.9
2013-14	19	19	687	121-245	.494	2-10	.200	43-61	.705	24	104	128	6.7	75	57-1	14	43	15	287	15.1
NBA (3)	49	49	1792	302-642	.470	2-13	.154	151-199	.759	86	280	366	7.5	136	144-0	34	105	36	757	15.4

MARK WEST (#41)

Height: 6-10 **Weight:** 246 **Birthdate:** November 5, 1960 **College:** Old Dominion '83
Signed: September 8, 1997, as a free agent

3-POINT																				
YR	G	GS	MIN	FGM-FGA	PCT	FGM-FGA	PCT	FTM-FTA	PCT	OR	DR	TR	AVG	AST	PF-DQ	ST	TO	BKS	PTS	AVG
1997-98	15	1	105	10-21	.476	0-0	---	3-6	.500	6	9	15	1.0	2	15-0	2	8	4	23	1.5

PLAYOFF STATISTICS

1997-98	4	0	11	1-2	.500	0-0	---	1-3	.333	1	0	1	0.3	0	4-0	0	0	0	3	0.8
---------	---	---	----	-----	------	-----	-----	-----	------	---	---	---	-----	---	-----	---	---	---	---	-----

CLINTON WHEELER (#5)

Height: 6-1 **Weight:** 185 **Birthdate:** October 27, 1959 **College:** William Paterson '81
Signed: October 1987, as a free agent
Drafted: June 23, 1988, by Charlotte in expansion draft

3-POINT																				
YR	G	GS	MIN	FGM-FGA	PCT	FGM-FGA	PCT	FTM-FTA	PCT	OR	DR	TR	AVG	AST	PF-DQ	ST	TO	BKS	PTS	AVG
1987-88	59	0	513	62-132	.470	0-0	---	25-34	.735	19	21	40	0.7	103	37-0	36	52	2	149	2.5

SHAYNE WHITTINGTON (#42)

Height: 6-10 **Weight:** 250 **Birthdate:** March 27, 1991 **College:** Western Michigan
Signed: As a free agent, July 2, 2014
Waived: July 29, 2016

3-POINT																				
YR	G	GS	MIN	FGM-FGA	PCT	FGM-FGA	PCT	FTM-FTA	PCT	OR	DR	TR	AVG	AST	PF-DQ	ST	TO	BKS	PTS	AVG
2014-15	20	0	108	19-42	.452	1-6	.167	18-23	.783	10	19	29	1.5	6	18-0	5	5	2	57	2.9
2015-16	7	0	41	5-11	.455	0-2	.000	1-2	.500	5	7	12	1.7	3	7-0	1	5	1	11	1.6
NBA (2)	27	0	149	24-53	.453	1-8	.125	19-25	.760	15	26	41	1.5	9	25-0	6	10	3	68	2.5

HERB WILLIAMS (#32)

Height: 6-11 **Weight:** 240 **Birthdate:** February 16, 1959 **College:** Ohio State '81

Drafted: First Round (14th pick) 1981

Traded: February 21, 1989, to Dallas in exchange for Detlef Schrempf and a second-round draft pick

YR	3-POINT																			
	G	GS	MIN	FGM-FGA	PCT	FGM-FGA	PCT	FTM-FTA	PCT	OR	DR	TR	AVG	AST	PF-DQ	ST	TO	BKS	PTS	AVG
1981-82	82	75	2277	407-854	.477	2-7	.286	126-188	.670	175	430	605	7.4	139	200-0	53	137	178	942	11.5
1982-83	78	74	2513	580-1163	.499	0-7	.000	155-220	.705	151	432	583	7.5	262	230-4	54	229	171	1315	16.9
1983-84	69	53	2279	411-860	.478	0-4	.000	207-295	.702	154	400	554	8.0	215	193-4	60	207	108	1029	14.9
1984-85	75	70	2557	575-1211	.475	1-9	.111	224-341	.657	154	480	634	8.5	252	218-1	54	265	134	1375	18.3
1985-86	78	74	2770	627-1275	.492	1-12	.083	294-403	.730	172	538	710	9.1	174	244-2	50	210	184	1549	19.9
1986-87	74	67	2526	451-939	.480	0-9	.000	199-269	.740	143	400	543	7.3	174	255-9	59	145	93	1101	14.9
1987-88	75	37	1966	311-732	.425	0-6	.000	126-171	.737	116	353	469	6.3	98	244-1	37	119	146	748	10.0
1988-89	46	46	1567	244-542	.450	0-3	.000	90-126	.714	87	309	396	8.6	88	156-3	31	108	80	578	12.6
NBA (8)	577	496	18455	3606-7576	.476	4-57	.070	1421-2013	.706	1152	3342	4494	7.8	1402	1740-24	398	1420	1094	8637	15.0

PLAYOFF STATISTICS

1986-87	4	4	134	20-34	.588	0-0	---	7-13	.538	3	17	20	5.0	7	12-0	0	11	1	47	11.8
---------	---	---	-----	-------	------	-----	-----	------	------	---	----	----	-----	---	------	---	----	---	----	------

JOHN WILLIAMS (#24)

Height: 6-9 **Weight:** 300 **Birthdate:** October 26, 1966 **College:** Louisiana State '88

Signed: October 7, 1994, as a free agent

Waived: March 4, 1995

3-POINT																				
YR	G	GS	MIN	FGM-FGA	PCT	FGM-FGA	PCT	FTM-FTA	PCT	OR	DR	TR	AVG	AST	PF-DQ	ST	TO	BKS	PTS	AVG
1994-95	34	0	402	41-115	.357	4-12	.333	14-25	.560	23	39	62	1.8	27	48-0	10	35	2	100	2.9

KENNY WILLIAMS (#44)

Height: 6-9 **Weight:** 205 **Birthdate:** June 9, 1969

College: Elizabeth City State '92

Drafted: Second Round (46th pick) 1990

YR	G	GS	3-POINT																	
			MIN	FGM-FGA	PCT	FGM-FGA	PCT	FTM-FTA	PCT	OR	DR	TR	AVG	AST	PF-DQ	ST	TO	BKS	PTS	AVG
1990-91	75	0	527	93-179	.520	0-3	.000	34-50	.680	56	75	131	1.7	31	81-0	11	41	31	220	2.9
1991-92	60	6	565	113-218	.518	0-4	.000	26-43	.605	64	65	129	2.2	40	99-0	20	22	41	252	4.2
1992-93	57	0	844	150-282	.532	0-3	.000	48-68	.706	102	126	228	4.0	38	87-1	21	28	45	348	6.1
1993-94	68	1	982	191-391	.488	0-4	.000	45-64	.703	93	112	205	3.0	52	99-0	24	45	49	427	6.3
NBA (4)	260	7	2918	547-1070	.511	0-14	.000	153-225	.680	315	378	693	2.7	161	366-1	76	136	166	1247	4.8

PLAYOFF STATISTICS

1990-91	2	0	2	0-0	---	0-0	---	0-2	.000	0	0	0	---	0	1-0	0	0	0	0	0.0
1991-92	1	0	1	0-0	---	0-0	---	0-0	---	0	0	0	---	0	0-0	1	0	0	0	0.0
1992-93	2	0	11	1-1	1.000	0-0	---	0-2	.000	0	0	0	---	2	1-0	0	1	2	2	1.0
1993-94	12	0	91	9-25	.360	0-0	---	2-2	1.000	6	11	17	1.4	5	18-0	5	5	3	20	1.7
NBA (4)	17	0	105	10-26	.385	0-0	---	2-6	.333	6	11	17	1.0	7	20-0	6	6	5	22	1.3

MICHEAL WILLIAMS (#4)

Height: 6-2 **Weight:** 175 **Birthdate:** July 23, 1966

College: Baylor '88

Signed: August 7, 1990, as a free agent

Traded: September 8, 1992, to Minnesota, along with Chuck Person, in exchange for Sam Mitchell and Pooh Richardson

3-POINT																				
YR	G	GS	MIN	FGM-FGA	PCT	FGM-FGA	PCT	FTM-FTA	PCT	OR	DR	TR	AVG	AST	PF-DQ	ST	TO	BKS	PTS	AVG
1990-91	73	37	1706	261-523	.499	1-7	.143	290-330	.879	49	127	176	2.4	348	202-1	150	150	17	813	11.1
1991-92	79	76	2750	404-824	.490	8-33	.242	372-427	.871	73	209	282	3.6	647	262-7	233	240	22	1188	15.0
NBA (2)	152	113	4456	665-1347	.494	9-40	.225	662-757	.875	122	336	458	3.0	995	464-8	383	390	39	2001	13.2

PLAYOFF STATISTICS

1990-91	5	5	183	30-65	.462	0-1	.000	43-48	.896	7	9	16	3.2	42	23-2	14	12	0	103	20.6
1991-92	3	3	106	18-43	.419	3-9	.333	11-15	.733	1	7	8	2.7	24	12-0	9	7	0	50	16.7
NBA (2)	8	8	289	48-108	.444	3-10	.300	54-63	.857	8	16	24	3.0	66	35-2	23	19	0	153	19.1

REGGIE WILLIAMS (#7)

Height: 6-7 **Weight:** 195 **Birthdate:** March 5, 1964 **College:** Georgetown '87
Acquired: June 13, 1996, from Denver, along with Jalen Rose and a draft pick, in exchange for Mark Jackson, Ricky Pierce and a draft pick
Traded: November 4, 1996, to New Jersey in exchange for Vincent Askew

YR	G	GS	MIN	3-POINT			PCT	OR	DR	TR	AVG	AST	PF-DQ	ST	TO	BKS	PTS	AVG		
				FGM-FGA	PCT FGM-FGA	FTM-FTA														
1996-97	2	0	33	2-9	.222	0-1	.000	1-2	.500	1	6	7	3.5	2	5-0	0	2	0	5	2.5

SHAWNE WILLIAMS (#4)

Height: 6-9 **Weight:** 225 **Birthdate:** February 16, 1986 **College:** Memphis '09
Drafted: First Round (17th pick) 2006
Traded: October 10, 2008 to Dallas in exchange for Eddie Jones, two second round draft picks and cash considerations.

YR	G	GS	MIN	3-POINT			PCT	OR	DR	TR	AVG	AST	PF-DQ	ST	TO	BKS	PTS	AVG		
				FGM-FGA	PCT FGM-FGA	FTM-FTA														
2006-07	46	3	556	75-160	.469	19-52	.365	11-20	.550	33	50	83	1.8	22	69-0	6	24	8	180	3.9
2007-08	65	3	967	159-372	.427	43-137	.314	76-106	.717	54	122	176	2.7	59	132-4	26	58	26	437	6.7
NBA (2)	111	6	1523	234-532	.440	62-189	.328	87-126	.690	87	172	259	2.3	81	201-4	32	82	34	617	5.6

JOHN WILLIAMSON (#23)

Height: 6-2 **Weight:** 185 **Birthdate:** November 10, 1952 **College:** New Mexico State '73
Acquired: February 1, 1977, from New York Nets in exchange for Darnell Hillman and a first-round draft pick
Traded: January 27, 1978, to New Jersey in exchange for Bob Carrington and future considerations

YR	G	GS	MIN	3-POINT			PCT	FTM-FTA	PCT	OR	DR	TR	AVG	AST	PF-DQ	ST	TO	BKS	PTS	AVG
				FGM-FGA	PCT FGM-FGA	FTM-FTA														
1976-77	30	28	1055	261-544	.480	---	---	98-125	.784	18	56	74	2.5	111	103-1	48	---	7	620	20.7
1977-78	42	38	1449	335-795	.421	---	---	134-161	.832	34	86	120	2.9	132	131-4	47	127	0	804	19.1
NBA (2)	72	66	2504	596-1339	.445	---	---	232-286	.811	52	142	194	2.7	243	234-5	95	127	7	1424	19.8

BOBBY WILSON (#7)

Height: 6-3 **Weight:** 180 **Birthdate:** January 15, 1951 **College:** Wichita State '74
Signed: August 12, 1977, as a free agent
Waived: December 8, 1977

YR	G	GS	MIN	3-POINT			PCT	OR	DR	TR	AVG	AST	PF-DQ	ST	TO	BKS	PTS	AVG		
				FGM-FGA	PCT FGM-FGA	FTM-FTA														
1977-78	12	0	86	14-36	.389	---	---	2-3	.667	6	6	12	1.0	8	16-0	2	6	1	30	2.5

MARV WINKLER (#12)

Height: 6-1 **Weight:** 175 **Birthdate:** February 18, 1948 **College:** Southwestern Louisiana '70
Traded: August 1972, to Dallas, along with cash, in exchange for Don Freeman

YR	G	GS	MIN	3-POINT			PCT	FTM-FTA	PCT	OR	DR	TR	AVG	AST	PF-DQ	ST	TO	BKS	PTS	AVG
				FGM-FGA	PCT FGM-FGA	PCT														
1971-72	20	0	155	15-54	.278	2-4	.500	8-14	.571	6	10	16	0.8	12	16-0	---	12	---	40	2.0

RANDY WITTMAN (#14)

Height: 6-6 **Weight:** 210 **Birthdate:** October 28, 1959 **College:** Indiana '83
Acquired: February 20, 1989, from Sacramento, along with LaSalle Thompson, in exchange for Wayman Tisdale and a second-round draft pick
Retired: October 6, 1992

YR	G	GS	MIN	3-POINT			FTM-FTA	PCT	OR	DR	TR	AVG	AST	PF-DQ	ST	TO	BKS	PTS	AVG	
				FGM-FGA	PCT FGM-FGA	PCT														
1988-89	33	11	704	80-169	.473	1-2	.500	12-19	.632	20	34	54	1.6	79	31-0	13	20	2	173	5.2
1989-90	61	0	544	62-122	.508	1-2	.500	5-6	.833	4	26	30	0.5	39	21-0	7	23	4	130	2.1
1990-91	41	0	355	35-79	.443	0-5	.000	4-6	.667	6	27	33	0.8	25	9-0	10	10	4	74	1.8
1991-92	24	0	115	8-19	.421	0-0	---	1-2	.500	1	8	9	0.4	11	4-0	2	3	0	17	0.7
NBA (4)	159	11	1718	185-389	.476	2-9	.222	22-33	.667	31	95	126	0.8	154	65-0	32	56	10	394	2.5

PLAYOFF STATISTICS

1989-90	2	0	11	0-1	.000	0-0	---	0-0	---	0	1	1	0.5	0	0-0	0	0	0	0	0.0
1990-91	1	0	6	1-1	1.000	0-0	---	0-0	---	0	0	0	---	1	1-0	0	0	0	2	2.0
NBA (2)	3	0	17	1-2	.500	0-0	---	0-0	---	0	1	1	0.3	1	1-0	0	0	0	2	0.7

HAYWOODE WORKMAN (#3)

Height: 6-3 **Weight:** 180 **Birthdate:** January 23, 1966 **College:** Oral Roberts '89
Signed: August 31, 1993, as a free agent
Waived: February 19, 1999

YR	G	GS	MIN	3-POINT																
				FGM-FGA	PCT	FGM-FGA	PCT	FTM-FTA	PCT	OR	DR	TR	AVG	AST	PF-DQ	ST	TO	BKS	PTS	AVG
1993-94	65	52	1714	195-460	.424	18-56	.321	93-116	.802	32	172	204	3.1	404	152-0	85	151	4	501	7.7
1994-95	69	14	1028	101-269	.375	35-98	.357	55-74	.743	21	90	111	1.6	194	115-0	59	73	5	292	4.2
1995-96	77	4	1164	101-259	.390	23-71	.324	54-73	.740	27	97	124	1.6	213	152-0	65	93	4	279	3.6
1996-97	4	2	81	11-20	.550	0-3	.000	0-1	.000	4	3	7	1.8	11	10-0	3	5	0	22	5.5
1997-98	DID NOT PLAY - INJURED																			
NBA (4)	215	72	3987	408-1008	.405	76-228	.333	202-264	.765	84	362	446	2.1	822	429-0	212	322	13	1094	5.1
PLAYOFF STATISTICS																				
1993-94	16	15	511	45-131	.344	6-21	.286	32-38	.842	11	40	51	3.2	112	40-0	28	38	1	128	8.0
1994-95	17	0	275	24-67	.358	2-18	.111	27-32	.844	5	23	28	1.6	46	45-0	11	16	0	77	4.5
1995-96	5	0	53	7-16	.438	3-5	.600	2-2	1.000	1	2	3	0.6	2	5-0	2	2	0	19	3.8
NBA (3)	38	15	839	76-214	.355	11-44	.250	61-72	.847	17	65	82	2.2	160	90-0	41	56	1	224	5.9

JOE YOUNG (#1)

Height: 6-2 **Weight:** 185 **Birthdate:** June 27, 1992 **College:** Oregon
Drafted: Second Round (43rd pick) 2015

3-POINT																				
YR	G	GS	MIN	FGM-FGA	PCT	FGM-FGA	PCT	FTM-FTA	PCT	OR	DR	TR	AVG	AST	PF-DQ	ST	TO	BKS	PTS	AVG
2015-16	41	0	384	62-169	.367	10-46	.217	20-25	.800	6	44	50	1.2	65	30-0	15	33	0	154	3.8
PLAYOFF STATISTICS																				
2015-16	4	0	10	3-8	.375	1-4	.250	2-2	1.000	0	1	1	0.3	1	3-0	0	2	0	9	2.3

SAM YOUNG (#4)

Height: 6-6 **Weight:** 225 **Birthdate:** June 1, 1985 **College:** Pittsburgh
Signed: September 6, 2012, as a free agent
Waived: January 6, 2013
Signed: January 28, 2013, as a free agent

YR	G	GS	MIN	3-POINT																
				FGM-FGA	PCT	FGM-FGA	PCT	FTM-FTA	PCT	OR	DR	TR	AVG	AST	PF-DQ	ST	TO	BKS	PTS	AVG
2012-13	56	3	693	58-148	.392	16-52	.308	23-43	.535	26	97	123	2.2	42	62-0	15	33	8	155	2.8
PLAYOFF STATISTICS																				
2012-13	15	0	130	9-24	.375	2-10	.200	6-8	.750	11	18	29	1.9	4	17-0	4	7	1	26	1.7

TONY ZENO (#44)

Height: 6-8 **Weight:** 210 **Birthdate:** November 1, 1957 **College:** Arizona State '79
Drafted: Second Round (32nd pick) 1979
Waived: November 15, 1979

3-POINT																				
YR	G	GS	MIN	FGM-FGA	PCT	FGM-FGA	PCT	FTM-FTA	PCT	OR	DR	TR	AVG	AST	PF-DQ	ST	TO	BKS	PTS	AVG
1979-80	8	0	59	6-21	.286	0-0	---	2-2	1.000	3	11	14	1.8	1	13-0	4	9	3	14	1.8

ADDITIONAL PLAYERS

In Pacers' history, there have been three players on a Pacers' regular-season roster who did not play any minutes in a regular-season game.

Those three players are Scott English (1975-76), Damon Bailey (1994-95) and Mate Skelin (1998-99).



This image shows a single sheet of white paper with horizontal ruling lines. The lines are evenly spaced and run across the width of the page. There are no margins, text, or other markings on the paper.

This image shows a single sheet of white paper with horizontal ruling lines. The lines are evenly spaced and run across the width of the page. There are no margins, text, or other markings on the paper.



SPORT GRAPHICS / SECTION 127


Proud graphics provider and sponsor of the Indiana Pacers. Visit SportG.com and Section127.com.



FUN YOU LIKE WHERE YOU LIVE!

You can be a spectator or a participant with IndyStar's Things to Do app. We bring you the best local sports, outdoor fun and great family fun Indy has to offer. It's the fun you want, where you live.

Download the IndyStar Things to Do app today!



INDYSTAR

