



2019-2020 MEDIA GUIDE



GENERAL INFORMATION

2019-20 PHILADELPHIA 76ERS MEDIA GUIDE

GENERAL INFORMATION

Table of Contents	1
Media Guidelines	2
76ers Media Members & Stats Crew	3
TV & Radio Coverage	4-6
Philadelphia 76ers Training Complex	7
NBA Directory	8
NBA G League Directory	9-11
Delaware Blue Coats	12-13
2018-19 G League Season In Review	14-16
The Center	17-18

76ERS MANAGING PARTNERS

Managing Partner Josh Harris	20
Co-Managing Partner David Blitzer	20

76ERS FRONT OFFICE

General Manager Elton Brand	22
Head Coach Brett Brown	23
Basketball Operations Staff	24-29
Basketball Operations Staff Directory	30
76ers Medical Staff	31
HBSE CEO Scott O'Neil	33
HBSE Leadership	34
76ers President Chris Heck	35
76ers Leadership	36

COMMUNITY

Social Responsibility Platforms	38
Our Programs & Activities	39-41
World B. Free	42
NBA Cares	43

PLAYERS

Jonah Bolden	46-47
Trey Burke	48-49
Joel Embiid	50-51
James Ennis III	52-53
Tobias Harris	54-55
Al Horford	56-57
Furkan Korkmaz	58-59
Shake Milton	60-61
Raul Neto	62-63
Kyle O'Quinn	64-65
Norvel Pelle	66-67
Josh Richardson	68-69
Mike Scott	70-71
Marial Shayok	72-73
Ben Simmons	74-75
Zhaire Smith	76-77
Matisse Thybulle	78-79
Player Bios Continued	80-84
2019-20 Roster	85
Players in the System	86

YEAR IN REVIEW

Season Statistics	88
Game-by-Game Results	89-90
Player Season-Highs	91-92
Record Breakdown	93
Season Transactions	94
Single Game Highs	95

Miscellaneous Statistics	96-97
2018-19 Scoring	98-99
2018-19 League Statistics	100-104

OPPONENTS

Atlanta Hawks	106-108
Boston Celtics	109-111
Brooklyn Nets	112-114
Charlotte Hornets	115-116
Chicago Bulls	117-119
Cleveland Cavaliers	120-122
Dallas Mavericks	123-124
Denver Nuggets	125-126
Detroit Pistons	127-129
Golden State Warriors	130-132
Houston Rockets	133-135
Indiana Pacers	136-138
Los Angeles Clippers	139-140
Los Angeles Lakers	141-143
Memphis Grizzlies	144-145
Miami Heat	146-148
Milwaukee Bucks	149-151
Minnesota Timberwolves	152-153
New Orleans Pelicans	154-155
New York Knicks	156-158
Oklahoma City Thunder	159-160
Orlando Magic	161-163
Phoenix Suns	164-165
Portland Trail Blazers	166-167
Sacramento Kings	168-170
San Antonio Spurs	171-172
Toronto Raptors	173-174
Utah Jazz	175-176
Washington Wizards	177-179

HISTORY

Historical Look at the Sixers	182-184
Ownership/GMs/Nickname	185
All-Time Head Coaches	186-187
Uniform History	188-189
Uniform Numbers	190-192
Draft History	193-198
Season-by-Season Statistics	199-200
Yearly Record Breakdown	201
Monthly Record Breakdown	202
Opening Night Lineups	203
Opening Night Results	204
Biggest Wins & Losses	205
Record Breakdown	206
All-Time High & Low Scores	207-208
All-Time Overtime Results	209-210
Longest Streaks	211
Attendance Breakdown	212-213
Triple-Doubles	214

HONORS

All-NBA Selections	216
Award Winners	217
All-Star Weekend Participants	218
Hall-of-Famers	219
Retired Numbers	220-223

RECORDS

Team Single-Game	226
Team Single-Season	227
Individual Single-Game	228-229
40 & 50-Point Clubs	230-231
Individual Highs (Game)	232
Opponents All-Time Leaders	233
Individual Highs (Season)	234-236
Individual Highs (Career)	237-239
All-Time Rookie Leaders	240
Franchise Scoring Leaders	241
Yearly Leaders	242-252
The Center Records	253-254

PLAYOFFS

Team Single-Game Records	256
Individual Single-Game Records	257
Career Playoff Leaders	258-259
Year-by-Year Breakdown	260
All-Time Playoffs Results	261-266
Final Game Results	267
All-Time Playoff Breakdown	268
Single-Game Top Performances	269

YEAR-BY-YEAR RESULTS

1949-50-2018-19	270-342
-----------------------	---------

ALL-TIME SIXERS ROSTER

All-Time Roster	344-417
All-Time Roster By School	418-421
All-Time Alphabetical Roster	422-424

SIXERS QUICK FACTS

Home Court: The Center
Capacity: 20,155
Colors: Red, White, Blue

FRANCHISE TIMELINE

Syracuse Nationals (1949-50)
Philadelphia 76ers (1963-64)

TV OUTLETS

NBC Sports Philadelphia,
NBC Sports Philadelphia+

RADIO FLAGSHIP

The Fanatic (97.5 FM, 950 AM)

SIXERS KEY PHONE NUMBERS

Executive Offices: 215.339.7600
Ticket Office: 215.339.7676

MAILING ADDRESS

Philadelphia 76ers Training Complex
3 Banner Way
Camden, NJ 08103

2019-20 PHILADELPHIA 76ERS MEDIA GUIDE CREDITS: Editors: Rob King, Zack Neiner, Lucas Medeiros, Michael Lopez; Editorial Assistance: Lara Price, Dave Sholler, Patrick Rees and Lara Toscani Weems. Design and page layout: Abby Cook, Philadelphia 76ers. Statistical sections of the media guide have been compiled with the help of the 76ers Communications staff with research assistance provided by Elias Stats Bureau.

© 2019 Philadelphia 76ers

All NBA and team insignia depicted in this publication are the property of NBA Properties, Inc. and the respective teams of the NBA and may not be reproduced for commercial purposes without the prior written consent of NBA Properties, Inc.

The information contained in this publication was compiled by the Philadelphia 76ers and is provided as a courtesy to our fans and the press and may be used only for personal or editorial purposes. Any commercial use of this information is prohibited without prior written consent of the Philadelphia 76ers.



Welcome.

The Philadelphia 76ers would like to welcome all members of the media to the 2019-20 season, our 24th season in The Center and our 57th in the City of Brotherly Love. We ask you to please read this section carefully and thank you in advance for your anticipated cooperation.



Dave Sholler
Sr. Vice President
Communications

davesholler@76ers.com
(609) 992-1315



Lara Toscani Weems
Vice President, Corporate
Communications (HBSE)

laratoscani@76ers.com
(610) 675-8153



Patrick Rees
Sr. Director,
Public Relations

patrickrees@76ers.com
(202) 365-7920



Rob King
Manager,
Media Relations

robertking@76ers.com
(516) 662-4117



Zack Neiner
Communications
Coordinator

zackneiner@76ers.com
(484) 889-7174



Liz Klotzbach
Corporate Communications
Coordinator

lizklotzbach@76ers.com
(610) 724-0151

CREDENTIALS: Appropriate credentials are required for access to The Center and should be kept visible at all times. A limited number of season credentials are issued each season to outlets that plan to cover the 76ers on a game-by-game basis. A single-game credential allows the same access and privileges as a season pass. In accordance with NBA rules, all season passes must include a photo headshot of the approved individual. Media members wishing to cover a single game must contact the Philadelphia 76ers Public Relations staff by noon the day before the intended game. Passes are issued on a space-available basis for all single-game requests. Credentials will be left at the Press Entrance (located on the North side of the Main Concourse Level) and can be picked up three hours prior to tip-off on game nights.

ENTRANCE: Media members attending a 76ers game at The Center should enter the building through the Press Entrance, located on the North side of the Main Concourse Level.

PARKING: Media members wishing to cover a single game, and requiring parking, must contact the Philadelphia 76ers Public Relations staff at least 48 hours prior to game day. Media members attending 76ers games should park in Lot F, located along the 11th Street side.

MEDIA ROOM: The media room is located at the Northeast corner of the Event Floor Level. Appropriate credentials are required for media room access. The media room consists of a dining facility, working stations and wireless internet access. Food, game notes, media kits and working space are available to the media during the course of an event. Food and beverages are served three hours before tip-off time. Refreshments are available during the game. A nominal fee of \$10 is charged for a pre-game meal.

SEATING: Home and visiting television as well as home and visiting radio will be seated in section 112. All other media will be assigned seats on the baseline (section 118) on a space-available basis.

STILL & VIDEO PHOTOGRAPHERS: Photo work space is limited and your cooperation is appreciated. Still and video photographers are limited to the baselines at each end of the court. In accordance with the NBA policy, no hard-back chairs are permitted courtside and all photographers must keep clear of all designated escape lanes. Rubber lens shades are required for all still photographers who are credentialed to shoot a 76ers game.

LOCKER ROOM ACCESS: The locker rooms are located on the west side (Broad Street) of the Event Level. In accordance with NBA policy, the 76ers locker room will be open 90 minutes prior and close 45 minutes prior to tip-off. Following a ten-minute cooling off period, the locker room will open after the game has been completed. Only credentialed media are allowed in the locker room and no autographs are permitted. All media members are asked to have their passes visible at all times while in The Center.

GAME NOTES & STATS: Game notes for both teams will be available in the press room three hours prior to tip-off. Play-by-play, quarterly boxes, halftime boxes, final notes and quotes will all be disseminated electronically throughout the game night.

PRACTICES & SHOOTAROUNDS: 76ers practices are held at the Philadelphia 76ers Training Complex located in Camden, NJ. Parking is available across from the practice facility on South Front St. and Harbour Blvd. Please contact the Philadelphia 76ers PR department for a temporary parking pass if driving to practice.

PLEASE NOTE: All policies are subject to change. Please contact a representative with the 76ers Public Relations department with any questions.

GENERAL INFORMATION

76ERS MEDIA MEMBERS



Derek Bodner
The Athletic




John Clark
WCAU-TV



Dan Gelston
Associated Press



Rich Hofmann
The Athletic




Paul Hudrick
*NBC Sports
Philadelphia*



Jon Johnson
KYW Newsradio



Kevin Kinkead
Crossing Broad



Noah Levick
*NBC Sports
Philadelphia*



Jack McCaffery
*Delaware County
Daily Times*



Tom Moore
*Calkins
Newspapers*



David Murphy
*Philadelphia
Inquirer*



Marc Narducci
*Philadelphia
Inquirer*



Kyle Neubeck
PhillyVoice



Keith Pompey
*Philadelphia
Inquirer*



Serena Winters
*NBC Sports
Philadelphia*

STATS CREW

Ron Pollack, Maria Baran, Dave Berman, Scott Berman, Michael Brock, George Burbage, Pete Gancayco, Jan Giel, Josh Ginter, Bernie Greenberg, Shaughn Howery, Dan Lobacz, Andy Mocerri, Bob Mueller, Jim Murray, Mike Notaro, Brian Pollack, Maria Pollack, Scott Ramalho, Jim Shaud, Norm Starks, Bill Stiles, Mike Sullivan



TELEVISION COVERAGE

Anchored by the performance of multiple Emmy-Award winning play-by-play broadcaster Marc Zumoff, color commentator Alaa Abdelnaby, and multiplatform reporter Serena Winters NBC Sports Philadelphia and NBC Sports Philadelphia+ will team up to broadcast 70 regular season games in the 2019-20 season. In addition to the outstanding on-air personalities, the Sixers broadcast team also has exceptional behind the scenes talent. Producer J.R. Aguila, is joined in the control room by Director Mike Harman. Aguila is a multiple Emmy-Award winner with over 35 years of experience working professional sporting events in the Philadelphia market. The duo joins Vice President of Live Events Shawn Oleksiak, a long-time member of the NBA broadcast advisory board and multiple Emmy winner, as well as a producer of over 1,100 Sixers telecasts.

NBC SPORTS PHILADELPHIA @NBCSPHILLY



Brian Monihan
*President, NBC Sports
Philadelphia*



Scott Faccenda
*Vice President,
Operations*



Cynthia Weiss
*Vice President,
Marketing*



Michelle Murray
*Vice President,
Content*




Maureen Quilter
*Sr. Director,
Communications*



Shawn Oleksiak
*Vice President,
Live Events*



J.R. Aguila
Broadcast Producer



Mike Harman
Broadcast Director



GENERAL INFORMATION



MARC ZUMOFF

Television Play-by-Play Announcer

Multiple Emmy-Award winner Marc Zumoff enters his 26th season as the Sixers television play-by-play announcer and his 38th as a part of the 76ers broadcast team. Zumoff, a Philadelphia native, was officially named play-by-play announcer on Aug. 17, 1994. He has been honored with an Emmy for best sports play-by-play broadcaster 19 times. Zumoff has been honored by his alma mater, Temple University, with a Lew Klein Award and is a member of the hall of fame for Temple's School of Communications and Theater. He was also inducted into the Philadelphia Jewish Sports Hall of Fame in 2011. In 2018, Zumoff received the Bill Campbell Award from the Philadelphia Sports Writers, and was named 2019 Pennsylvania Sportscaster of the Year for the second consecutive year by the National Sports Media Association. Zumoff is a broadcast coach for both aspiring performers as well as experienced professionals at marczumoff.com. He is also co-author of the textbook *Total Sportscasting: Performance, Production and Career Development* published by Routledge Textbooks. Zumoff also appears regularly at community functions on behalf of the team. Zumoff has done play-by-play for NBC Sports' coverage of the 2016 Rio Olympic Games, as he followed the U.S. Women's basketball team to its 6th consecutive gold medal. He's also done play-by-play for NBA TV and for Turner Sports coverage of the NBA, including both regular season and playoff games, the network's coverage of the Goodwill Games as well as play-by-play for NBC Sports Philadelphia's coverage of Philadelphia Union Soccer, and college football. Prior to joining the Sixers broadcast team full time, Zumoff was a part of the now-defunct PRISM Sports Network where he anchored and produced features for 76ers coverage as well as play-by-play for a variety of events and teams in the region, including the Philadelphia Flyers, the Philadelphia Big Five and the Philadelphia Fever of the Major Indoor Soccer League. Zumoff broke into television as the play-by-play talent for the Fever which helped lead to his position with PRISM. During his days at Temple, Zumoff announced Owl football and basketball games. Following his graduation from Temple University, he had stints as a radio news anchor and reporter at WBUD and WTTM Radio in Trenton, N.J. and WHWH Radio in Princeton, N.J., where he broke into play-by-play announcing Princeton Football and Basketball games. Zumoff lives in Philadelphia with his wife Debbie. They have two sons, Jake and Pace, both of whom work in the aviation industry.



ALAA ABDELNABY

Television Color Commentator

Former Philadelphia 76er and NBA veteran Alaa Abdelnaby enters his fifth season as a member of the Sixers broadcast team. His broadcasting resume includes working as a color commentator for Westwood One Radio. He also serves as a color commentator and studio analyst with CBS Sports Network. Abdelnaby has called several NCAA Tournament games, including the 2015 Final Four featuring Sixers Jahlil Okafor as a member of the Duke Blue Devils. Abdelnaby is a 1990 graduate of Duke University, where he was a Third-Team All-ACC selection as a senior while averaging 15 points and 7 rebounds in 38 games played. During his collegiate career, he played in three Final Fours. Abdelnaby became the first-round selection of the Portland Trail Blazers (25th overall) in the 1990

NBA Draft. Abdelnaby enjoyed a 10-year career in professional basketball, including five seasons in the NBA and a stint with the Sixers in 1995.



SERENA WINTERS

76ers Sideline Reporter

Serena Winters joins the broadcast crew of Marc Zumoff and Alaa Abdelnaby for her second season as the Sixers sideline reporter. Prior, Winters hosted a primetime sports TV show on NBC Sports Northwest, and contributed to the coverage of the Portland Trail Blazers. Additionally, she covered the Los Angeles Lakers as a reporter for 6 seasons, and served as an analyst and host for Spectrum SportsNet. Winters' career in sports journalism started in Santa Barbara where she anchored sports updates and called both play-by-play and color commentary for the men's UC Santa Barbara basketball team. She graduated with a bachelor's degree from the University of California, Santa Barbara, Magna Cum Laude.



RADIO COVERAGE

76ers fans will be able to catch all the Sixers action on the radio in 2019-20, as Tom McGinnis returns for his 25th season as Voice of the Sixers. McGinnis, who hosts pregame, halftime and postgame shows for every game, can be heard on the 76ers Radio Network. The Fanatic (97.5 FM) is entering its fourth full season as the 76ers flagship station.



TOM MCGINNIS

Radio Play-by-Play Announcer

Tom McGinnis enters his 25th season as the voice of the Sixers Radio Network. McGinnis has become one of the most recognizable radio personalities in sports today. While handling all the play-by-play on-air, he also serves as the 76ers Director of Radio Broadcasting. McGinnis hosts numerous 76ers events and community relations efforts in the offseason. He was named 2014 Pennsylvania Sportscaster of the Year by the National Sportscasters and Sportswriters Association (NSSA). McGinnis, who grew up in Spring Valley, Ill., received a degree in Broadcast Journalism from Northern Illinois University in 1984. He played point guard his first two years in college at Benedictine

University in Lisle, Ill. A three-sport standout in high school, McGinnis was inducted into the Saint Bede Academy Athletic Hall of Fame. Prior to joining the 76ers for the 1995-96 season, McGinnis recorded 13 years of broadcasting experience, including seven years at local television stations, four years of play-by-play in the CBA with the Cedar Rapids Silver Bullets (1989-90) and LaCrosse Catbirds (1990-93) and two years calling minor league hockey games with the Cleveland Lumberjacks and the South Carolina Stingrays. McGinnis lives in New Jersey with his wife, Robin Rieger, formerly of KYW-TV, and their two children, Kenna and Luke.

NBA KEY DATES

- July 1-6**.....Moratorium Period (ends at noon ET on July 6)
- July 6**.....NBA Teams may begin signing free agents to contracts (noon ET)
- July 1-3**.....California Classic (Sacramento, CA)
- July 1-3**.....Salt Lake City Summer League (Salt Lake City, UT)
- July 5-15**.....MGM Resorts NBA Summer League (Las Vegas, NV)
- September 6**.....Naismith Memorial Basketball Hall of Fame Enshrinement (Springfield, MA)
- September 27**.....First allowable date for players participating in preseason games outside North America to report to their teams (no earlier than 11 a.m. local time)
- September 28**.....Training Camps open for all teams participating in preseason games outside North America
- September 30**.....First allowable date for all other veteran players to report to their teams (no earlier than 11 a.m. local time)
- September 30**.....NBA Preseason games begin
- October 1**.....Training Camps open for all other teams
- October 4**.....NBA India Games, Indiana Pacers vs. Sacramento Kings (Mumbai)
- October 5**.....NBA India Games, Indiana Pacers vs. Sacramento Kings (Mumbai)
- October 8**.....NBA Japan Games, Houston Rockets vs. Toronto Raptors (Tokyo)
- October 10**.....NBA Japan Games, Houston Rockets vs. Toronto Raptors (Tokyo)
- October 10**.....NBA China Games 2019, Brooklyn Nets vs. Los Angeles Lakers (Shanghai)
- October 12**.....NBA China Games 2019, Brooklyn Nets vs. Los Angeles Lakers (Shenzhen)
- October 17**.....NBA Canada Series 2019, Dallas Mavericks vs. LA Clippers (Vancouver)
- October 18**.....NBA Preseason ends
- October 21**.....Rosters set for NBA Opening Day (5 p.m. ET)
- October 22**.....Start of the 2019-20 NBA Regular Season (NBA Tip-Off 2019)
- December 12**.....NBA Mexico City Games 2019, Dallas Mavericks vs. Detroit Pistons (Mexico City)
- December 14**.....NBA Mexico City Games 2019, San Antonio Spurs vs. Phoenix Suns (Mexico City)
- January 5**.....10-day contracts may now be signed
- January 10**.....All contracts are guaranteed for the remainder of the season
- January 15**.....Last day to sign NBA Two-Way contracts
- January 24**.....NBA Paris Game 2020, Charlotte Hornets vs. Milwaukee Bucks (Paris)
- February 6**.....NBA Trade Deadline (3 p.m. ET)
- February 14-16**.....NBA All-Star 2020 (Chicago, IL)
- March 1**.....Playoff Eligibility Waiver Deadline
- April 15-18**.....Portsmouth Invitational Tournament (Portsmouth, VA)
- April 15**.....Regular Season ends
- April 17**.....Rosters set for NBA Playoffs 2020 (3 p.m. ET)
- April 18**.....NBA Playoffs 2020 begin
- April 26**.....NBA Early Entry Eligibility Deadline (11:59 p.m. ET)
- May 4-5**.....Conference Semifinals begin (possible move up to May 2-3)
- May 19**.....NBA Draft Lottery 2020 (Chicago)
- May 19-20**.....Conference Finals begin (possible move up to May 17-18)
- May 21-24**.....NBA Draft Combine 2020 (Chicago)
- June 4**.....NBA Finals 2020 begin
- June 15**.....NBA Draft Early Entry Entrant Withdrawal Deadline (5 p.m. ET)
- June 21**.....The Finals 2020 latest possible date
- June 25**.....NBA Draft 2020

GENERAL INFORMATION

PHILADELPHIA 76ERS TRAINING COMPLEX 76ERS PRACTICE FACILITY

The Philadelphia 76ers officially opened the basketball operations portion of the team's 125,000-square-foot Training Complex on September 23, 2016. The Training Complex, which is the largest in the NBA, is designed to foster team building and unity, communication, innovation, and the spirit of competition. The basketball operations facility includes two NBA regulation-size basketball courts, a 2,800-square-foot player locker room, and state-of-the-art performance, wellness, recovery, and hydrotherapy rooms. The basketball training facility was conceived to be a 24/7 destination for elite NBA and front office talent with amenities including a player restaurant, private balcony, film and press room.



DIRECTIONS TO THE PHILADELPHIA 76ERS TRAINING COMPLEX

PHILADELPHIA 76ERS TRAINING COMPLEX (3 BANNER WAY, CAMDEN, NJ 08103)

BY BUS

- Take NJ Transit Bus from Philadelphia (6th and Race St.) to New Jersey (Broadway and Cooper). The facility is a 10 minute walk from that bus stop.

BY CAR

FROM NEW YORK, NEW JERSEY OR NEW ENGLAND:

- Take the New Jersey Turnpike South to Exit 4, which is NJ-73 N.
- Take NJ-73 N to exit NJ-38 W/Kaighns Ave.
- Continue on Kaighns Ave before turning slightly right onto US-30 W.
- Take the exit toward Martin Luther King Blvd. Continue onto MLK Blvd.
- Turn left onto St. Front Street.

FROM PHILADELPHIA INTERNATIONAL AIRPORT, WASHINGTON, D.C., BALTIMORE OR MARYLAND:

- Take Interstate 95 North.
- Take I-76 E to exit 354 toward US 130 N/NJ-168.
- Keep left, following signs for Camden/Waterfront.
- Take exit 5A toward US-30.
- Follow Dr. Martin Luther King Blvd to S. Front Street.
- Turn left onto S. Front Street.



NATIONAL BASKETBALL ASSOCIATION

NBA ENTERTAINMENT WOMEN'S NATIONAL BASKETBALL ASSOCIATION NBA G LEAGUE NBA 2K LEAGUE



NEW YORK

Olympic Tower
645 Fifth Avenue
New York, NY 10022
Telephone: (212) 407-8000
Fax: (212) 832-3861

NEW JERSEY

100 Plaza Drive
Secaucus, NJ 07094
Telephone: (201) 865-1500
Fax: (201) 974-5973

BRAZIL

Av Borges de Medeiros, 633
Sala 301 - Leblon
Rio de Janeiro, RJ, Brazil 22430-041
Telephone: +55-21-3206-6400
Fax: +55-21-2586-6001

EUROPE

Headquarters - NBA EMEA
Endeavour House
189 Shaftesbury Avenue
London, United Kingdom WC2H 8JR
Telephone: +44-20-7420-8900

PHILIPPINES

Unit 1701, World Plaza Building
5th Avenue Corner 30th Street
Bonifacio Global City
Taguig, Philippines
Jandric Lim, Communications
Telephone: +632-866-8205

MEXICO

Av. Prolongacion Paseo de
la Reforma 1236, Planta baja
Col. Desarrollo Santa Fe, CP. 05348
Del. Cuajimalpa de Morelos, Ciudad de
Mexico Mexico 1210

SPAIN

Leganitos Street 6th Floor
28013 Madrid, Spain
Ignasi Castello, Communications,
Cell: +34-614-200-051

CHINA—BEIJING

19th Floor, Office Tower 2,
China Central Place
No. 79 Jianguo Road, Chaoyang District
Beijing, China 100025
Telephone: +86-10-5200-8200
Fax: +86-10-5200-8202

CANADA

50 Bay Street
Suite 1402
Toronto, Ontario
Canada M5J 3A5
Telephone: (416) 682-2000
Fax: (416) 364-0205

AFRICA

9th Floor GreenPark Corner,
3 Lower Road
Morningside 2196
Johannesburg, South Africa
Telephone: +27-100-072-668

CHINA—SHANGHAI

Unit 2703-2708, 27F,
Tower 2 Plaza 66
1366 Nanjing West Road,
Jing An District
Shanghai, China 200040
Telephone: +86-21-6137-2200
Fax: +86-21-6288-9920

HONG KONG

Room 3101, Lee Gardens One
33 Hysan Avenue
Causeway Bay, Hong Kong
Telephone: +852-2843-9600
Fax: +852-2536-4808

INDIA

Tower 1, 10th Floor
Indiabulls Finance Center
Senapati Bapat Marg Mumbai
Maharashtra 400013
Telephone: +91-22-6124-6100

TAIWAN

Suite 1303, No. 88, Section 2
Chung Hsiao East Road
Taipei, Taiwan ROC 100
Telephone: +886-2-2397-8000
Fax: +886-2-2358-1098

TAIWAN

Suite 1303, No. 88, Section 2
Chung Hsiao East Road
Taipei, Taiwan ROC 100
Telephone: +886-2-2397-8000
Fax: +886-2-2358-1098

LONDON

Endeavour House,
189 Shaftesbury Avenue
London, United Kingdom WC2H 8JR
Telephone: +44-20-7420-8900

SPAIN

Leganitos Street 6th Floor
28013 Madrid, Spain
Ignasi Castello, Communications
Telephone +34-912-153-573

GENERAL INFORMATION

NBA G LEAGUE

OLYMPIC TOWER, 645 5TH AVENUE, 18TH FLOOR
NEW YORK, NY 10022
CONTACT: JOANNA SHAPIRO (JSHAPIRO@NBA.COM)



Agua Caliente Clippers of Ontario

9680 Haven Ave. #120;
Rancho Cucamonga, CA 91730
Tel: (909) 406-9090
Arena: Citizens Business Bank Arena
Media Relations Contact: Colette Garcia
(cgarcia@clippers.com)
Website: www.aguacalienteclippers.com
NBA Affiliation: LA Clippers

Austin Spurs

13581 Pond Springs Road, Suite 108,
Austin, TX 78729
Tel: (512) 236-8333; Fax: (512) 236-8444
Arena: H-E-B Center at Cedar Park
Media Relations Contact: Perri Travillion
(ptravillion@attcenter.com);
Amanda Janczak (ajanczak@attcenter.com)
Website: www.austinspurs.com
NBA Affiliation: San Antonio

Canton Charge

1101 Market Avenue North; Canton, OH 44702
Tel: (866) 444-1944; Fax: (330) 489-1703
Arena: Canton Memorial Civic Center
Media Relations Contact: Sean Wyatt
(swyatt@cantoncharge.com);
Joanna Radov (radov@cantoncharge.com)
Website: www.cantoncharge.com
NBA Affiliation: Cleveland

Capital City Go-Go

1100 Oak Drive SE; Washington, DC 20032
Tel: (202) 318-5278
Arena: Entertainment & Sports Arena in
Congress Heights
Media Relations Contact: Matt Quinn
(mquinn@monumentalsports.com)
Website: www.CapitalCityGoGo.com
NBA Affiliation: Washington

College Park Skyhawks

101 Marietta St. NW Suite 1100;
Atlanta, GA 30303
Tel: (404) 878-3800
Arena: Gateway Center Arena @ College Park
Media Relations Contact: Alli Ehrhardt
(alli.ehrhardt@cpskyhawks.com)
Website: www.cpskyhawks.com
NBA Affiliate: Atlanta Hawks

Delaware Blue Coats

3 Banner Way,
Camden, NJ 08103
Tel: (302) 504-7587; Fax: (302)351-5370
Arena: 76ers Fieldhouse
Media Relations Contact:
Alex Yoh (alexboh@76ers.com)
Website: www.sixers.com/bluecoats
NBA Affiliation: Philadelphia

Erie BayHawks

110 East 8th Street,
Erie, PA 16501
Tel: (814) 790-5600; Fax: (814) 790-5608
Arena: Erie Insurance Arena
Media Relations Contact: Michael Somrak
(michael.somrak@nbaerie.com)
Website: www.nbaerie.com
NBA Affiliation: New Orleans

Fort Wayne Mad Ants

1910 St. Joe Center Rd, Suite 61,
Fort Wayne, IN 46825
Tel: (260) 469-4667
Arena: Allen County War Memorial Coliseum
Media Relations Contact: Ryan Stevens
(rstevens@ftwaynemadants.com)
Website: www.ftwaynemadants.com
NBA Affiliation: Indiana

Grand Rapids Drive

40 Monroe Center NW, Suite 11,
Grand Rapids MI 49503
Tel: (844) 473-7483
Arena: DeltaPlex Arena
Media Relations Contact: Rob Johnson
(rjohnson@nbagrandrapids.com)
Website: www.nbagrandrapids.com
NBA Affiliation: Detroit

Greensboro Swarm

2411 West Gate City Blvd.,
Greensboro, NC 27403
Tel: (336) 907-3600
Arena: Fieldhouse at the Greensboro Coliseum Complex
Media Relations Contact: Justin Trujillo
(jtrujillo@hornets.com)
Website: www.goswarm.com
NBA Affiliation: Charlotte

Iowa Wolves

730 3rd Street,
Des Moines, Iowa 50309
Tel: (515) 564-8550; Fax: (515) 564-8551
Arena: Wells Fargo Arena
Media Relations Contact: Seth Nutting
(seth.nutting@iawolves.com)
Website: www.iawolves.com
NBA Affiliation: Minnesota

Lakeland Magic

701 West Lime Street,
Lakeland, FL 33815
Tel: (863) 825-3258; Fax: (863) 825-3279
Arena: RP Funding Center
Media Relations Contact: Ashley Foss
(afoss@lakelandmagic.com)
Website: www.lakelandmagic.com
NBA Affiliation: Orlando



NBA G LEAGUE

OLYMPIC TOWER, 645 5TH AVENUE, 18TH FLOOR
NEW YORK, NY 10022
CONTACT: JOANNA SHAPIRO (JSHAPIRO@NBA.COM)



Long Island Nets

168 39th Street, 8th Floor,
Brooklyn, NY 11232
Tel: (718) 215-2299; Fax: (718) 522-3544
Arena: NYCB Live's Nassau Veterans Memorial Coliseum
Media Relations Contact: Megan Walsh
(mwalsh@brooklynnets.com)
Website: www.longislandnets.com
NBA Affiliation: Brooklyn

Maine Red Claws

550 Forest Avenue,
Portland, ME 04012
Tel: (207) 210-6655; Fax: (207) 210-6659
Arena: Portland Exposition Building
Media Relations Contact: Evans Boston
(eboston@maineredclaws.com)
Website: www.maineredclaws.com
NBA Affiliation: Boston

Memphis Hustle

191 Beale Street,
Memphis, TN 28103
Tel: (901) 205-1234; Fax: (901) 205-1244
Arena: The Landers Center
Media Relations Contact: Geoffrey Langham
(glangham@grizzlies.com)
Website: www.memphishustle.com
NBA Affiliation: Memphis

Northern Arizona Suns

3201 N. Main Street,
Prescott Valley, AZ 86314
Tel: (928) 772-7867
Arena: Findlay Toyota Center
Media Relations Contact: Jake Withee
(jwithe@nazsuns.com)
Website: www.nazsuns.com
NBA Affiliation: Phoenix

Oklahoma City Blue

208 Thunder Drive,
Oklahoma City, OK 73102
Tel: (405) 208-4800; Fax: (405) 429-7900
Arena: Cox Convention Center
Media Relations Contact: Laila Wani
(lwani@okcthunder.com);
Shelby Willingham (swillingham@okcthunder.com)
Website: www.oklahomacityblue.com
NBA Affiliation: Oklahoma City

Raptors 905

5600 Rose Cherry Place,
Mississauga, ON L4Z4B6
Tel: (416) 815-5600 Fax: (416) 357-9205
Arena: Paramount Fine Foods Centre
Media Relations Contact: Stefano Toniutti
(Stefano.toniutti@mlse.com)
Website: www.raptors905.com
NBA Affiliation: Toronto

Rio Grande Valley Vipers

4900 S. I-69
Edinburg, Texas, 78539
Tel: (956) 369-8959; Fax: (956) 972-1150
Arena: Bert Ogden Arena
Media Relations Contact: Amairani Ramirez
(mediarelations@rgvipers.com)
Website: www.rgvipers.com
NBA Affiliation: Houston

Salt Lake City Stars

301 West South Temple,
Salt Lake City, UT 84101
Tel: (801) 325-2500
Arena: Lifetime Activities Center - Bruin Arena
Media Relations Contact: Matt de Nesnera
(matt.denesnera@utahjazz.com);
Olivia Hill (olivia.hill@utahjazz.com)
Website: www.slcstars.com
NBA Affiliation: Utah

Santa Cruz Warriors

903 Pacific Avenue, Suite 101,
Santa Cruz, CA 95060
Tel: (831) 731-4400
Arena: Kaiser Permanente Arena
Media Relations Contact: Massimo Degaudenzi
(massimo@santacruzbasketball.com)
Website: www.santacruzbasketball.com
NBA Affiliation: Golden State

Sioux Falls Skyforce

2131 South Minnesota Ave,
Sioux Falls, SD 57105
Tel: (605) 332-0605
Arena: Sanford Pentagon
Media Relations Contact: Matt Dykstra
(mdykstra@skyforceonline.com)
Website: www.skyforceonline.com
NBA Affiliation: Miami

South Bay Lakers

2275 E. Mariposa Ave.; El Segundo, CA 90245
Tel: (310) 426-6000; Fax: (310) 426-6031
Arena: Toyota Sports Center
Media Relations Contact: Noah Camarena
(ncamarena@sb-lakers.com)
Website: www.sblakers.com
NBA Affiliation: Los Angeles Lakers

Stockton Kings

400 E. Main, Suite 760, 95202; Stockton, CA
Tel: (888) 465-7209
Arena: Stockton Arena
Media Relations Contact: Sabrena Hernandez
(shernandez@stocktonkings.com)
Website: www.stocktonkings.com
NBA Affiliation: Sacramento

GENERAL INFORMATION



NBA G LEAGUE

OLYMPIC TOWER, 645 5TH AVENUE, 18TH FLOOR
NEW YORK, NY 10022
CONTACT: JOANNA SHAPIRO (JSHAPIRO@NBA.COM)



Texas Legends

2601 Avenue of the Stars, Suite 300;
Frisco, TX 75034
Tel: (214) 469-0822; Fax: (214) 469-0823
Arena: Comerica Center
Media Relations Contact: Britney Wynn
(bwynn@texlegends.com)
Website: www.texlegends.com
NBA Affiliation: Dallas

Westchester Knicks

198 Central Ave.;
White Plains, NY 10606
Tel: (914) 559-6888
Arena: Westchester County Center
Media Relations Contact: Ajah Hawley-Alexander
(ajah.hawley-alexander@msg.com)
Website: www.westchesterknicks.com
NBA Affiliation: New York

Windy City Bulls

5333 Prairie Stone Parkway;
Hoffman Estates, IL 60192
Tel: (847) 396-7070
Arena: Sears Centre Arena
Media Relations Contact: Joe Kessenich
(jkessenich@bulls.com)
Website: www.windycitybulls.com
NBA Affiliation: Chicago

Wisconsin Herd

549 High Avenue;
Oshkosh, WI 54901
Tel: (920) 233-4374; Fax: (920) 744-0238
Arena: Menominee Nation Arena
Media Relations Contact: Eric Kohlbeck
(ekohlbeck@bucks.com)
Website: www.wisconsinherd.com
NBA Affiliation: Milwaukee



DELAWARE BLUE COATS

The Delaware Blue Coats are the official NBA G League affiliate of the Philadelphia 76ers. The team plays its home games at the all-new 76ers Fieldhouse in Wilmington, Delaware.

The Blue Coats are named for the legendary 1st Delaware Regiment, which was known for its signature blue combat uniforms and courageous participation in the American Revolution of 1776. Sporting 76ers' blue with red and white accents, the Blue Coats' primary logo depicts famed Delawarean and Founding Father Caesar Rodney on his legendary horseback ride of 1776. Rodney, Delaware's representative in the first Continental Congress, rode 80 miles from Wilmington to Philadelphia in a thunderstorm through the night in order to cast a tie-breaking vote for American Independence.

DELAWARE BLUE COATS 2018-19 SEASON RESULTS

Date	Opponent	W/L	Team/Opp	Record	Date	Opponent	W/L	Team/Opp	Record
Nov. 3	@Raptors	L	125-126	0-1	Jan. 25	Sioux Falls	L	123-134	10-16
Nov. 4	@Maine	L	124-132	0-2	Jan. 26	Greensboro	L	105-110	10-17
Nov. 6	@Westchester	L	110-116	0-3	Jan. 29	Grand Rapids	W	108-100	11-17
Nov. 11	@Long Island	L	115-128	0-4	Jan. 30	Windy City	L	110-119	11-18
Nov. 17	@Raptors	W	126-111	1-4	Feb. 2	@Northern Arizona	W	117-107	12-18
Nov. 20	Canton	W	113-94	2-4	Feb. 5	@Austin	L	108-119	12-19
Nov. 23	@Lakeland	L	107-112	2-5	Feb. 7	Long Island	W	109-107	13-19
Nov. 25	@Lakeland	W	113-104	3-5	Feb. 9	Iowa	W	134-111	14-19
Nov. 28	Wisconsin	W	108-106	4-5	Feb. 11	Erie	W	108-100	15-19
Dec. 1	@Canton	W	120-114	5-5	Feb. 13	Capital City	L	115-117	15-20
Dec. 3	Westchester	L	107-112	5-6	Feb. 20	Fort Wayne	W	140-129	16-20
Dec. 6	@Capital City	L	112-128	5-7	Feb. 22	Maine	L	109-112	16-21
Dec. 8	@Greensboro	L	115-121	5-8	Feb. 27	@Long Island	L	106-115	16-22
Dec. 10	Oklahoma City	W	115-114	6-8	Mar. 3	@Maine	L	102-124	16-23
Dec. 13	@Rio Grande Valley	L	97-104	6-9	Mar. 4	Fort Wayne	W	112-99	17-23
Dec. 15	@Texas	L	95-110	6-10	Mar. 8	@Capital City	W	125-111	18-23
Dec. 20	@Stockton	L	100-127	6-11	Mar. 9	Grand Rapids	L	115-120	18-24
Dec. 22	Salt Lake City	L	93-99	6-12	Mar. 11	Westchester	W	122-107	19-24
Dec. 28	@Fort Wayne	W	115-100	7-12	Mar. 13	@Wisconsin	L	144-148	19-25
Dec. 29	@Erie	L	126-134	7-13	Mar. 15	@Windy City	L	111-121	19-26
Jan. 5	@Greensboro	W	108-86	8-13	Mar. 16	Raptors	L	104-117	19-27
Jan. 8	Raptors	W	119-108	9-13	Mar. 18	Canton	L	97-104	19-28
Jan. 9	Lakeland	W	101-96	10-13	Mar. 20	@Grand Rapids	W	144-135	20-28
Jan. 19	@Westchester	L	96-105	10-14	Mar. 22	Long Island	L	133-142	20-29
Jan. 23	Memphis	L	106-110	10-15	Mar. 23	Maine	W	124-117	21-29

DELAWARE BLUE COATS QUICK FACTS

Website: www.sixers.com/bluecoats

Ticket Information: (302) 504-7587

Office/Arena: 76ers Fieldhouse

(401 Garasches Lane, Wilmington, Delaware 19801)

General Manager: Matt Lilly

President: Larry Meli

Head Coach: Connor Johnson

2018-19 ASSIGNMENTS AND CALL-UPS

10/31/18: Jonah Bolden assigned to Delaware
 11/2/18: Jonah Bolden assigned to Delaware
 11/8/18: Jonah Bolden assigned to Delaware
 11/15/18: Jonah Bolden assigned to Delaware
 12/10/18: Jonah Bolden assigned to Delaware
 12/11/18: Jonah Bolden assigned to Delaware
 12/18/18: Jonah Bolden assigned to Delaware
 1/8/19: Haywood Highsmith called up to the Philadelphia 76ers
 1/24/19: Justin Patton assigned to Delaware
 1/24/19: Zhaire Smith assigned to Delaware

1/26/19: Jarred Vanderbilt assigned to Delaware
 2/8/19: Isaiah Thomas assigned to Delaware
 2/20/19: Zhaire Smith assigned to Delaware
 2/21/19: Zhaire Smith assigned to Delaware
 2/23/19: Zhaire Smith assigned to Delaware
 3/6/19: Zhaire Smith assigned to Delaware
 3/9/19: Amir Johnson assigned to Delaware
 3/13/19: Justin Patton assigned to Delaware
 3/13/19: Zhaire Smith assigned to Delaware
 3/22/19: Jonah Bolden assigned to Delaware

GENERAL INFORMATION

DELAWARE BLUE COATS STAFF

General Manager.....	Matt Lilly
Assistant General Manager.....	Ruben Boumtje-Boumtje
Head Coach.....	Connor Johnson
Assistant Coach.....	Isaiah Fox
Assistant Coach.....	Xavier Silas
Assistant Coach/Director of Player Development.....	Àlex Terés
Manager of Basketball Operations.....	Danielle Lyons
Video Coordinator.....	Quan Ngo
Head Athletic Trainer.....	Dan Erickson
Associate Physical Therapist.....	Shanon Fronek
Sport Scientist/Strength & Conditioning Coach Associate.....	Craig Turner
Strength & Conditioning Assistant.....	Justin Rey





2018-19 NBA G LEAGUE FINAL REGULAR SEASON STANDINGS

G LEAGUE EASTERN CONFERENCE

G League Atlantic Division

Team	W	L	Pct	GB	Home	Road	Last 10	Streak
Long Island	34	16	.680	---	19 6	15 10	9-1	Won 3
Raptors 905	29	21	.580	5.0	13 12	16 9	5-5	Lost 2
Westchester	29	21	.580	5.0	16 9	13 12	6-4	Lost 1
Delaware	21	29	.420	13.0	13 12	8 17	4-6	Won 1
Maine	19	31	.380	15.0	11 14	8 17	2-8	Lost 4

G League Central Division

Team	W	L	Pct	GB	Home	Road	Last 10	Streak
Grand Rapids	28	22	.560	---	14 11	14 11	8-2	Won 2
Windy City	27	23	.540	1.0	15 10	12 13	6-4	Lost 3
Fort Wayne	23	27	.460	5.0	14 11	9 16	4-6	Lost 1
Canton	22	28	.440	6.0	10 15	12 13	5-5	Won 1
Wisconsin	12	38	.240	16.0	8 17	4 21	2-8	Lost 4

G League Southeast Division

Team	W	L	Pct	GB	Home	Road	Last 10	Streak
Lakeland	32	18	.640	---	18 7	14 11	7-3	Won 4
Capital City	25	25	.500	7.0	14 11	11 14	4-6	Won 1
Erie	24	26	.480	8.0	17 8	7 18	5-5	Won 3
Greensboro	24	26	.480	8.0	10 15	14 11	4-6	Won 1

G LEAGUE WESTERN CONFERENCE

G League Southwest Division

Team	W	L	Pct	GB	Home	Road	Last10	Streak
Rio Grande Valley	34	16	.680	---	18 7	16 9	7-3	Won 2
Salt Lake City	27	23	.540	7.0	15 10	12 13	6-4	Won 1
Austin	20	30	.400	14.0	13 12	7 18	4-6	Lost 2
Texas	16	34	.320	18.0	14 11	2 23	2-8	Lost 2

G League Pacific Division

Team	W	L	Pct	GB	Home	Road	Last 10	Streak
Santa Cruz	34	16	.680	---	20 5	14 11	6-4	Won 3
Stockton	30	20	.600	4.0	18 7	12 13	5-5	Lost 1
Agua Caliente	26	24	.520	8.0	14 11	12 13	5-5	Lost 2
South Bay	21	29	.420	13.0	13 12	8 17	6-4	Lost 2
Northern Arizona	12	38	.240	22.0	7 18	5 20	3-7	Won 1

G League Midwest Division

Team	W	L	Pct	GB	Home	Road	Last 10	Streak
Oklahoma City	34	16	.680	---	17 8	17 8	9-1	Won 4
Memphis-GLG	28	22	.560	6.0	16 9	12 13	6-4	Lost 1
Sioux Falls	24	26	.480	10.0	13 12	11 14	1-9	Lost 1
Iowa	20	30	.400	14.0	13 12	7 18	4-6	Lost 1

GENERAL INFORMATION

2018-19 NBA G LEAGUE POSTSEASON RESULTS

FIRST ROUND

(Single Elimination)

Tuesday, March 26

Raptors 905 defeat Grand Rapids Drive, 91-90 (OT)
Oklahoma City Blue defeat Salt Lake City Stars, 118-113

Wednesday, March 27

Westchester Knicks defeat Windy City Bulls, 95-82
Memphis Hustle defeat Stockton Kings, 122-119

CONFERENCE SEMIFINALS

(Single Elimination)

Friday, March 29

Long Island Nets Long Island Nets defeat Raptors 905, 112-99
Lakeland Magic defeat Westchester Knicks, 104-91
Rio Grande Valley Vipers defeat Memphis Hustle, 135-118
Santa Cruz Warriors defeat OKC Blue, 117-102

CONFERENCE FINALS

(Single Elimination)

Tuesday, April 2

Long Island Nets defeat Lakeland Magic, 108-106 (OT)
Rio Grande Valley Vipers defeat Santa Cruz Warriors, 144-125

FINALS

(Best of Three)

Sunday, April 7

Long Island Nets defeat Rio Grande Valley Vipers, 117-107

Tuesday, April 9

Rio Grande Valley Vipers defeat Long Island Nets, 127-116

Friday, April 12

Rio Grande Valley Vipers defeat Long Island Nets, 129-112

2018-19 NBA G LEAGUE STATISTICAL LEADERS

SCORING AVERAGE	G	FG	FT	PTS	AVG	REBOUNDS PER GAME	G	OFF	DEF	TOT	AVG	ASSISTS PER GAME	G	AST	AVG
Loyd, Rap.	41	308	218	924	22.5	Delgado, ACC	44	176	472	648	14.7	Lemon, MNE-WCB	43	360	8.4
Johnson-Odom, Iowa	46	359	227	1033	22.5	Williams, LIN	41	135	394	529	12.9	Machado, SBL	45	362	8.0
Lucas, Stoc-GRD	38	303	131	829	21.8	Omauku, GBO	44	135	414	549	12.5	Chiozza, Cap.-RGV-Cap	47	365	7.8
Thornston, GRD	35	276	94	753	21.5	Cooke, MAS.-Rap.	45	202	244	446	9.9	Smith, GRD	45	334	7.4
Dozier, MNE	46	379	139	970	21.1	Jones, SBL	47	161	290	451	9.6	Gaddy, Okl.	49	361	7.4
Lemon, MNE-WCB	43	372	116	898	20.9	Ochefu, Stoc	39	108	241	349	8.9	Trice, WIS-Aus.	36	251	7.0
Williams, LIN	41	307	161	812	19.8	Moore, FWN-Aus.	47	166	249	415	8.8	Dozier, MNE	46	310	6.7
Musa, LIN	36	243	134	702	19.5	Hamilton, GRD	49	186	242	428	8.7	Allen, Wes.	39	260	6.7
Nunn, SCW	49	375	114	948	19.3	Bohannon, MNE	43	113	262	375	8.7	Smith, CTN.	50	326	6.5
Macon, TEX.	41	260	192	780	19.0	Williams, SBL	36	120	191	311	8.6	N. Johnson, Aus.-WIS	37	234	6.3
Delgado, ACC	44	352	104	816	18.5	Anderson, Del.	37	114	205	319	8.6	Macon, TEX.	41	251	6.1
Blossomgame, Aus.-CTN	35	251	101	648	18.5	Solomon, Okl.	35	111	189	300	8.6	Loyd, Rap.	41	250	6.1
Hunter, Erie-MNE	44	267	146	810	18.4	Pelle, Del.	36	88	213	301	8.4	Farrell, Del.	45	272	6.0
Barford, GBO	47	329	88	834	17.7	Putney, SXF	40	45	286	331	8.3	Gillon, Erie-GBO	46	278	6.0
Cavanaugh, SLC	41	239	158	727	17.7	Brimah, Aus.	47	147	230	377	8.0	S. Scott, LIN	46	273	5.9
Warney, TEX.-Wes.	47	337	102	816	17.4	Terry, CTN.-SXF	39	107	204	311	8.0	Cousins, SLC	39	230	5.9
Simmons, CTN.	35	228	104	599	17.1	Cavanaugh, SLC	41	65	253	318	7.8	Stark, Iowa	39	225	5.8
Gray, FWN	46	284	152	786	17.1	Warney, TEX.-Wes.	47	118	237	355	7.6	Lucas, Stoc-GRD	38	209	5.5
Trice, WIS-Aus.	38	226	82	609	16.9	Davis, SCW	43	81	240	321	7.5	Caupain, LAK	49	266	5.4
Harvey, MHU.	38	228	82	642	16.9	Woodbury, Stoc-GRD	38	105	173	278	7.3	Chealey, GBO	43	232	5.4
FIELD GOAL PCT.	FG	FGA	PCT.	3-FT	FIELD GOAL PCT.	3FG	3GA	PCT.	FREE THROW PCT.	FT	FTA	PCT.	MIN	AVG	
Bubanks, Aus.	215	331	.650	Hornsby, TEX.	83	171	.485	Hannahs, MHU.	112	121	.926				
Moore, MHU.	191	300	.637	Robinson, SXF	157	324	.485	Jenkins, Wes.-Cap.	84	92	.913				
Hartenstein, RGV	203	324	.627	Dunham, Cap.	79	171	.462	Machado, SBL	167	186	.898				
Delgado, ACC	352	572	.615	Randolph, CTN.	96	213	.451	Simmons, CTN.	104	116	.897				
Harrick, Iowa	187	305	.613	Bennett, ACC	53	118	.449	Gillon, Erie-GBO	201	222	.882				
Ochefu, Stoc	234	392	.597	Johnson, LAK	76	172	.442	White, MNE	76	87	.874				
Davis, SCW	199	337	.591	Petrucelli, LAK	57	129	.442	B. Sampson, RGV-WCB	103	119	.866				
Solomon, Okl.	188	321	.586	Harvey, MHU.	104	236	.441	Loyd, Rap.	218	252	.865				
Jefferson, LAK	253	434	.583	Jeter, MNE	68	155	.439	Leconte, ACC	115	133	.865				
Hamilton, GRD	220	389	.566	Cabocillo, RGV	68	157	.433	Nunn, SCW	114	133	.857				
STEALS PER GAME	G	STL	AVG	BLOCKS PER GAME	G	BLK	AVG	MINUTES PER GAME	G	MIN	AVG				
Chiozza, Cap.-RGV-Ca.	47	91	1.94	Brimah, Aus.	47	144	3.06	Loyd, Rap.	41	1459	35.6				
Pointer, CTN.	41	76	1.85	Pelle, Del.	36	104	2.89	N. Johnson, Aus.-WIS	37	1315	35.3				
Loyd, Rap.	41	74	1.80	Hamilton, GRD	49	122	2.49	Dozier, MNE	46	1622	35.3				
Lemon, MNE-WCB	43	74	1.72	Putney, SXF	40	95	2.38	Johnson-Odom, Iowa	46	1597	34.7				
Petrucelli, LAK	47	80	1.70	Moore, MHU.	50	87	1.74	Macon, TEX.	41	1413	34.5				
Smith, CTN.	50	83	1.66	Omauku, GBO	44	76	1.73	Jones, Stoc	49	1698	34.4				
Phillip, MHU.	47	77	1.64	Bohannon, MNE	43	68	1.58	Lemon, MNE-WCB	43	1458	33.9				
McLaughlin, LIN	39	63	1.62	Armwood, Cap.	36	56	1.56	Trice, WIS-Aus.	36	1218	33.8				
Cleandian, SCW	42	67	1.60	McDaniels, Okl.	44	67	1.52	Caupain, LAK	49	1651	33.7				
Hunter, Erie-MNE	44	70	1.59	Terry, CTN.-SXF	39	57	1.46	B. Sampson, RGV-WCB	36	1212	33.7				



2018-19 NBA G LEAGUE AWARD WINNERS

Most Valuable Player: Chris Boucher (Raptors 905)

Dennis Johnson Coach of the Year: Will Weaver (Long Island Nets)

Defensive Player of the Year: Chris Boucher (Raptors 905)

Rookie of the Year: Angel Delgado (Agua Caliente Clippers)

Jason Collier Sportsmanship Award: Gabe York (Lakeland Magic)

Most Improved Player: Michael Frazier (RGV Vipers)

Basketball Executive of the Year: Trajan Langdon (Long Island Nets)

Finals MVP: Isaiah Hartenstein (RGV Vipers)

2018-19 ALL-NBA G LEAGUE TEAMS

FIRST TEAM

Chris Boucher - Raptors 905
Angel Delgado - Agua Caliente Clippers
Jordan Loyd - Raptors 905
Jordan McRae - Capital City Go-Go
Alan Williams - Long Island Nets

SECOND TEAM

Isaiah Hartenstein - Rio Grande Valley Vipers
Walter Lemon Jr. - Windy City Bulls
Yante Maten - Sioux Falls Skyforce
Johnathan Motley - Agua Caliente Clippers
Theo Pinson - Long Island Nets

THIRD TEAM

PJ Dozier - Maine Red Claws
Amile Jefferson - Lakeland Magic
Kalin Lucas - Grand Rapids Drive
Duncan Robinson - Sioux Falls Skyforce
Christian Wood - Wisconsin Herd

2018-19 ALL-NBA G LEAGUE ALL-DEFENSIVE TEAM

Kadeem Allen - Westchester Knicks

Chris Boucher - Raptors 905

Amida Brimah - Austin Spurs

Gary Payton II - Rio Grande Valley Vipers

Norvel Pelle - Delaware Blue Coats

2018-19 ALL-NBA G LEAGUE ALL-ROOKIE TEAM

Chris Chiozza - Capital City Go-Go

Angel Delgado - Agua Caliente Clippers

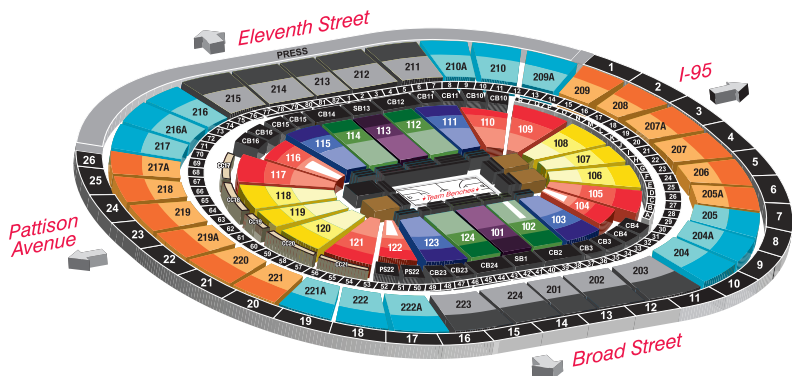
Yante Maten - Sioux Falls Skyforce

Theo Pinson - Long Island Nets

Duncan Robinson - Sioux Falls Skyforce

GENERAL INFORMATION

THE CENTER



THE CENTER QUICK FACTS

MANAGEMENT COMPANY:

Spectra

TICKETING:

WellsFargoCenterPhilly.com

OPENING DATE: August 31, 1996

FIRST 76ERS GAME AT THE CENTER:

76ers vs. Milwaukee (11/1/96)

CAPACITY (BASKETBALL): 21,000

PREMIUM SEATING: 100 suites,
14 club boxes, 5 Lofts

CONCESSION STANDS: 60 locations

PARKING: Accommodations for
6,100 cars

AMENITIES: Cadillac Grille,
Center City Club, Assembly Room,
BetRivers.com Sports Lounge,
Rivers Casino

SCOREBOARD: The Center welcomed the world's first Kinetic 4K center-hung scoreboard in summer of 2019. The first-of-its-kind system features a grand total of 6,601 square feet of 4K LED video technology and has 50% more screen real estate than the arena's previous model. It has an unprecedented ability to transform and be configured in a variety of formats to best highlight the action below. It also has two crown trusses and has two double-sided crown trusses that have the ability to move vertically and a more traditional four-sided LED ribbon sits on top of the center-hung. The trusses can appear as part of the overall center-hung during game play, but quickly convert into separate entertainment displays featuring real-time movement and a stimulating next-generation light show.

MAJOR EVENTS:

- 1996 World Cup of Hockey
- 1997 Stanley Cup Finals
- 1998 U.S. Figure Skating Championships (Olympic Trials)
- 1999 WWF Wrestlemania XV
- 1999 American Hockey League All-Star Game
- 2000 NCAA Women's Basketball Final Four
- 2000 Republican National Convention
- 2001 and 2002 X Games
- 2001 NCAA Men's East Regionals
- 2001 NBA Finals
- 2002 NBA All-Star Weekend
- 2006 NCAA Men's Basketball First & Second Round
- 2008 Gymnastic Olympic Trials
- 2009 NCAA Men's Basketball First & Second Round
- 2011 NCAA Wrestling Championships
- 2013 NCAA Men's Basketball Second & Third Round
- 2014 National Hockey League Entry Draft
- 2014 NCAA Frozen Four
- 2016 NCAA Men's College Basketball East Regionals
- 2016 Democratic National Convention

PROJECT FACTS

COST

\$210 million

GROUND BREAKING

Sept. 14, 1994

ARCHITECTS

Ellerbe Becket

BUILDERS

L.F. Driscoll

PROJECT MANAGERS

Fox Management Company

DETAILS

1,400 workers, 7,000 tons of steel, 19,000 cubic yards of concrete, 32,500 square feet of glass, 62,000 lineal feet of driven piles, 76,000 tiles, 400,000 square feet of dry wall.

The Center is currently undergoing a multi-year transformation. Highlights of the latest phase from summer, 2019 include:

- **New City Terraces** the completely reimagined top level of the arena which includes the Assembly Room, Liberty Lofts and Revolutionary Row. Also includes the new BetRivers.com Sports Lounge.
- **Center City Clubs** the brand-new luxury event-level club which doubled in size to 7,400 square feet with direct access to the best seats in the arena. Includes a large show kitchen flanked by two 50-foot luxury bars on either side that are backed by 700 total square feet of LED screen real estate.
- **Main Concourse:** Upgrades on the ground level include a re-conceptualized approach to dining and social interaction throughout, 8,000 brand new seats within the lower bowl, a new and relocated concierge-style box office and a dynamic LED video and lighting system that reacts in real time to carry the energy of the game to every corner of the Wells Fargo Center.



DIRECTIONS TO THE CENTER

FROM NEW JERSEY VIA THE WALT WHITMAN BRIDGE: Follow the signs for Broad Street. At the end of the Broad Street ramp, turn left and follow the signs to the Sports Complex. The Center will be on your left.

FROM INTERSTATE 76/SCHUYLKILL EXPRESSWAY: Traveling east, follow the signs for South Jersey, Walt Whitman Bridge and Sports Complex. Continue east to exit 45, Broad Street, Sports Complex. At the bottom of the exit ramp, make a right onto Broad Street. The Center will be on your left.

FROM INTERSTATE 476/BLUE ROUTE: Take I-476 South to the end. Follow signs for I-95 North, Philadelphia. Take I-95 North to Broad Street exit. The Center will be on your right.

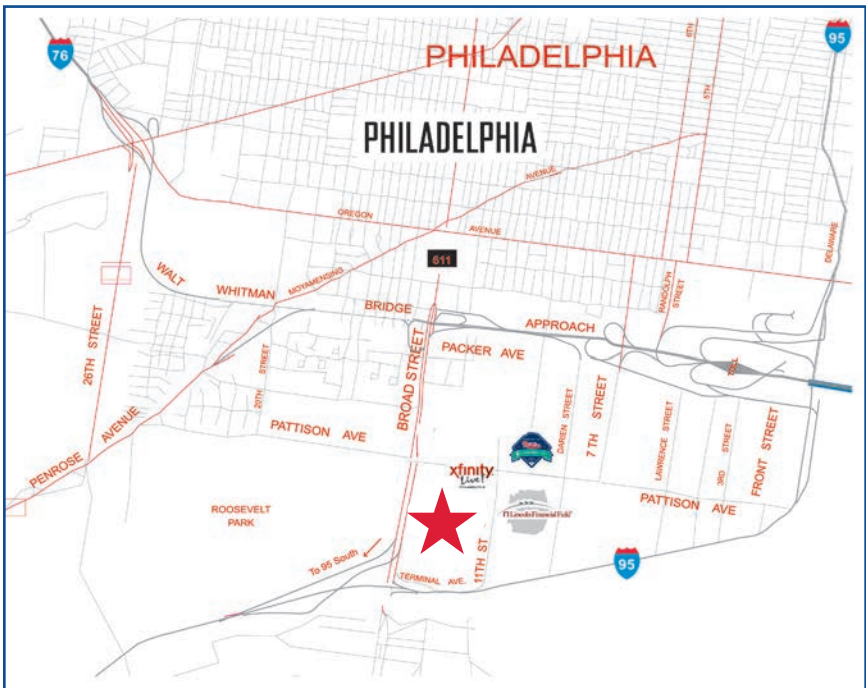
FROM INTERSTATE 95: From I-95 northbound or southbound, take the Broad Street exit. The Center will be on your right.

FROM NORTHERN NEW JERSEY VIA NJ TURNPIKE: Take the NJ Turnpike to exit 3. Take Rt. 168 North and follow signs for Walt Whitman Bridge. After crossing bridge and paying toll, stay on I-76 and follow the signs for Broad Street. At the end of the Broad Street ramp, turn left and follow the signs to the Sports Complex. The Center will be on your left.

BY AIR: Arrive at Philadelphia International Airport and take a taxi to The Center. The ride takes about 10 minutes and should cost approximately \$20.

BY TRAIN: Arrive in Philadelphia at 30th Street Station. A taxi on either side of the concourse will bring you to The Center. The ride takes about 15 minutes and should cost approximately \$20.

BY MASS TRANSIT: The Center is accessible via SEPTA. Take the Broad Street Subway (Orange line) to the AT&T Station (Pattison Ave.). A SEPTA Key Card can be purchased for a round-trip (must put a minimum \$10 on the card).





MANAGING PARTNERS



JOSH HARRIS


Managing Partner

Josh Harris is the Co-Founder and Senior Managing Director of Apollo Global Management, LLC. Under his leadership, Apollo has grown into a global leader in alternative asset management, helping university endowments, pension funds, sovereign wealth funds, charitable foundations, financial institutions and family offices to build better financial futures.

Mr. Harris is also the Founder and Co-Chairman of Harris Blitzer Sports & Entertainment ("HBSE"), a company created to accelerate growth and explore related strategic investment opportunities in sports, entertainment and media. In connection with HBSE, Mr. Harris is the Managing Partner of the Philadelphia 76ers, Chairman of the Planning Committee of the NBA, Managing Partner of the New Jersey Devils and a General Partner of the Crystal Palace Football Club.

Mr. Harris holds board positions at Mount Sinai Medical Center, Harvard Business School, the Wharton School at the University of Pennsylvania, the NBA and the NHL. In addition, he is Founder and Chairman of the Harris Family Charitable Foundation, which strives to improve people's lives and unlock their potential by inspiring youth, strengthening communities and promoting wellness and healthy living.

Mr. Harris earned an MBA from the Harvard Business School, where he was named a Baker Loeb Scholar and a BS in economics from the University of Pennsylvania's Wharton School of Business, where he graduated summa cum laude. He and his wife reside in New York City with their five children.



DAVID BLITZER

Co-Managing Partner

David S. Blitzer is the Global Head of Blackstone's Tactical Opportunities group (Tac Opps), and a member of the firm's Management and Operating Committees. He also leads the Tac Opps Investment Committee. Tac Opps is Blackstone's opportunistic investment business which invests globally across asset classes and industries to generate attractive risk-adjusted returns in any market environment. Prior to launching Tac Opps, Mr. Blitzer had been involved in the execution of Blackstone investments across a variety of asset classes, including establishing and leading Blackstone's European private equity business. He joined the firm in 1991. Mr. Blitzer is also Co-Managing Partner and Co-Chairman of Harris Blitzer Sports & Entertainment, which includes in its portfolio the Philadelphia 76ers, the New Jersey Devils, leading venue Prudential Center in Newark, N.J., the GRAMMY Museum Experience Prudential Center, the Delaware Blue Coats, the Binghamton Devils, the Sixers Innovation Lab, renowned esports franchise Dignitas and NBA 2K League Team, 76ers Gaming Club (GC). Additionally, he is a General Partner of the Crystal Palace Football Club. Mr. Blitzer and his wife, Allison, founded the Blitzer Family

Foundation, which supports positive youth development by creating opportunities centered around education, athletics, health and wellness. The Blitzer Family Foundation's ongoing mission is to strengthen communities by assisting young people in reaching their full potential. Mr. Blitzer is based in New York and graduated magna cum laude from the Wharton School of the University of Pennsylvania. Mr. Blitzer currently serves on the Boards of Dream, a youth development organizing servicing more than 2,200 inner city children, the Riverdale Country School, the Advisory Board of the Mount Sinai Surgical Department, the Board of Overseers at the Wharton School and the Board of Trustees at the University of Pennsylvania.



FRONT OFFICE



ELTON BRAND

General Manager

Elton Brand is entering his second season as General Manager of the Philadelphia 76ers. Brand oversees all areas of the 76ers' basketball operations department. Over the summer, Brand solidified the 76ers roster, adding six-time NBA All-Star Al Horford and two-way star Josh Richardson, while re-signing Tobias Harris to a long-term contract. Harris, who was acquired in a Feb. 2019 trade with the L.A. Clippers, averaged a career-high 20.0 points per game last season. The trio joins All-Stars Joel Embiid and Ben Simmons to form one of the most dynamic starting lineups in the NBA. Also this summer, Brand signed Simmons to a five-year contract extension, which will keep the dynamic, young talent with the 76ers through the 2024-25 season. He made several moves during the 2018-19 regular season, bolstering a team that won 51 games and held a 31-10 record in home games. The 31 home wins were Philadelphia's most in a season since 1989-90. Brand's success as General Manager comes following a 17-year playing career, during which he spent parts of five seasons playing for the 76ers. Prior to assuming the GM role with the 76ers,

Brand spent the 2017-18 season in the same capacity with the Delaware Blue Coats (NBA G League), a role in which he oversaw all personnel moves related to the 76ers' G League franchise. Following his retirement from the NBA, Brand spent the 2016-17 season with the 76ers as a Player Development Consultant. Overall, Brand played in 1,058 NBA contests (868 starts) over 17 seasons with Chicago, the Clippers, Philadelphia, Dallas and Atlanta, making two All-Star appearances (2002 and 2006). He posted averages of 15.9 points, 8.5 rebounds, 2.1 assists and 1.7 blocks per game, while shooting .500 percent from the field and .736 percent from the free-throw line in 33.0 minutes per game. His 1,828 blocks place him 22nd all-time in NBA history.



BRETT BROWN

Head Coach

Brett Brown was named Head Coach of the Philadelphia 76ers on August 14, 2013 after spending the previous 11 seasons as an Assistant Coach for the San Antonio Spurs under Gregg Popovich. Brown, the fifth-longest tenured head coach in the NBA, was a member of the Spurs organization for their first four championship seasons (1999, 2003, 2005 and 2007). After back-to-back 50-win seasons, Brown enters the 2019-20 season with one of the league's most dynamic rosters, featuring All-Stars Joel Embiid, Al Horford and Ben Simmons, plus elite scorer Tobias Harris and young two-way talent Josh Richardson. With Brown at the helm, the 2018-19 76ers compiled a 51-31 regular season record, clinching at least 50 wins in consecutive seasons for the first time since doing so in seven straight seasons from 1979-86. The team dominated at home en route to 51 wins, amassing a 31-10 record at The Center, Philadelphia's most home wins in a season since 1989-90. The season prior, Brown led the 2017-18 76ers to their first 50-win season since the 2000-01 campaign and their first playoff appearance in six years. The 76ers' jump from 28 wins in 2016-17 to 52 in 2017-18 was the largest season-to-season improvement in franchise history and the largest in the NBA since 2013-14. Brown's knack for development on and off the court has led several coaches that have served on his staff to become head coaches elsewhere, including Monty Williams (Phoenix Suns), Billy Lange (Saint Joseph's University), Lloyd Pierce (Atlanta Hawks) and Mike D'Antoni (Houston Rockets). Brown originally joined the Spurs as a member of their basketball operations department in 1998-99 but left after the season to become the Head Coach of the Sydney Kings of the Australian National Basketball League (NBL). He rejoined the Spurs in July of 2002 as the team's Assistant Coach/Director of Player Development and was moved to the bench as an assistant coach prior to the 2006-07 season. A native of Maine, Brown played at South Portland High School for his father Bob Brown, who is a New England Basketball Hall of Famer. The younger Brown went on to attend Boston University where he played under Rick Pitino. In 2013, Brown joined his father as a member of both the New England and Maine Basketball Halls of Fame. In addition to his time with the Spurs, Brown has a wealth of coaching experience in Australia, where he met and married his wife, Anna. He started as an assistant coach with the Melbourne Tigers before being named Head Coach of the North Melbourne Giants in 1993 and earned NBL Coach of the Year honors in 1994 after leading the Giants to the National Championship. In March of 2009, Brown was named Head Coach of the Australian national team. Brown and his wife Anna have been married for over 20 years and have two daughters, Julia and Laura, and a son, Sam.



ALEX RUCKER

Executive Vice President, Basketball Operations

Alex Rucker begins his fourth season with the 76ers and second as Executive Vice President, Basketball Operations. Rucker is responsible for overall strategy as well as the day-to-day management of analytics, scouting, player development, athlete care, and the coaching staff. Rucker built one of the NBA's largest and most innovative data and analytics teams, while serving as President, Analytics and Strategy between 2016-18. Prior to joining the organization, Rucker spent the previous seven seasons with the Toronto Raptors as Senior Analytics Consultant. In that role, he supported key decision makers with analytic tools and insight, identified new basketball data sources and directed the engineering and software team. From 2014-16, Rucker concurrently served as the Director of Performance Analysis with Basketball Canada, where he performed advanced statistical modeling and an analysis for the men's national team. Prior to joining the Raptors, Rucker served in the United States Navy for 11 years. He holds a law degree from the University of Notre Dame, a Bachelor of Commerce degree from the University of British Columbia and a Bachelor of Education degree from Simon Fraser University.



NED COHEN

Assistant General Manager

Ned Cohen begins his fourth season with the 76ers and his second as Assistant General Manager, a role in which he oversees all facets of roster and salary cap management, among other leadership duties. Cohen previously served as Vice President of Basketball Operations and Chief of Staff, operating as the primary liaison for all interdepartmental planning, coordination, and communication. He joined the team after working at the NBA League Office for 12 years (2004-16) as Associate Vice President of Basketball Operations and Chief of Staff prior to joining the 76ers. He resides in Philadelphia with his wife, Lauren.



MARC EVERSLEY

Senior Vice President of Player Personnel

Marc Eversley enters his fourth season with the 76ers and his second as Senior Vice President of Player Personnel. In addition to his role overseeing player personnel and talent evaluation, Eversley leverages his nearly two decades of experience in the industry to amplify the team's recruiting and strategic decision-making processes. This includes an increased focus on all areas of pro personnel, as well as efforts to attract, acquire and retain elite NBA talent. Eversley spent his first two seasons with the 76ers as Vice President of Player Personnel, a role which he's since expanded upon in continuing to oversee all of the 76ers' current and future on-court talent. His role is pivotal in ensuring both the current success and the long-term growth potential of the team. Eversley maintains relationships with personnel, players and agents around the league. His network allows him to gather intel, which can be crucial to evaluating potential player decisions, and better understanding the strategic direction of opponents. Eversley also leads all scouting activity – collegiate, NBA and international – including managing a roster of full time and regional scouts. His knowledge of future talent, combined with his aforementioned knowledge of league-wide talent strategies, makes him an invaluable asset during draft time. Eversley maintains a criterion by which an organization can collectively evaluate team needs and how prospects will deliver on both current and future objectives. With years of experience under his belt, Eversley is skilled at identifying, understanding and attracting the best talent in the NBA. Prior to joining the 76ers, Eversley spent three seasons with the Washington Wizards in a similar role. Eversley began his NBA career with the Toronto Raptors, working there for seven seasons. In his final two seasons with the Raptors organization, he worked as the Vice President of College Scouting. Before working with the Raptors, Eversley worked for five years at Nike's world headquarters in Oregon as its NBA Player Relationship Manager. It was there he became versed in managing athlete relationships, along with team and athlete brand management. Eversley worked for six years with Nike Canada before heading to Oregon. He began in retail, managing Nike-owned stores in Ontario and then moved to their corporate office overseeing Nike Canada's basketball assets, including high school, college, university and pro levels. He also managed marketing agreements with Canada Basketball, NBA Canada, the Vancouver Grizzlies and the Raptors. Eversley is also an active participant in the NBA's Basketball Without Borders program. In September 2011, Eversley took part in Basketball Without Borders Johannesburg, South Africa and in August 2017 attended Basketball Without Borders Europe. Eversley attended high school in Brampton, Ontario, and Urbana University in Urbana, Ohio on a basketball scholarship.

FRONT OFFICE



ANNELIE SCHMITTEL

Vice President, Player Development

Annelie Schmittel is in her second season with the 76ers and serves as Vice President of Player Development. Schmittel is responsible for creating, managing and overseeing the holistic development and implementation of programs that support the professional and personal growth of 76ers players, staff and families.

Prior to joining the 76ers, Schmittel was a member of the Raiders' player engagement staff. While responsible for strategy, planning, oversight and execution of player development, Schmittel successfully implemented and managed various programs such as the Raiders Family Boot Camp and the team's Rookie Academy. Among her many responsibilities with the Raiders, Schmittel also specialized in innovative programming and the creation of various initiatives for the continued development of both current and former players on the roster, significant others and family members.

Prior to joining the Raiders, Schmittel worked as an instructor and researcher at the University of Florida while completing her doctorate degree, earning a PhD in Sports Communication.

A native of Germany, Schmittel also holds a bachelor's degree in Broadcast Journalism and a master's degree in Sports Management from Winona State University where she competed in Track and Field.



VINCE ROZMAN

Vice President, Scouting

Vince Rozman begins his 14th season with the 76ers and his first as Vice President, Scouting. In his elevated role, he will oversee the scouting process. Rozman heads up the team's draft preparation, working closely with Executive Vice President of Basketball Operations Alex Rucker. Rozman started out as an intern with the 76ers basketball operations department for the 2006-07 season and was named the team's Scouting Coordinator at the conclusion of his internship. A native of Cleveland, Rozman graduated from Ohio University. He and his wife, Caitlin, reside in the Philadelphia area with their daughter Lucy.



SERGI OLIVA

Vice President, Strategy

Sergi Oliva is in his sixth season with the 76ers and his first as Vice President, Strategy. Oliva is responsible for the day-to-day management of the 76ers' research and development staff. He provides guidance and direction to both the team's front office and coaching staff. A native of Gelida, Catalonia, Oliva first joined the 76ers in 2014 as a Basketball Operations Analyst after he'd earned multiple degrees from Polytechnic University of Catalonia, including a PhD in Computational Complexity, and both master's and bachelor's degrees in Computer Science.



JOSEPH BLAIR

Assistant Coach

Joseph Blair is in his first season as an Assistant Coach with the 76ers. Blair most recently served as the Head Coach of the Rio Grande Valley Vipers, the G League affiliate of the Houston Rockets, and led the team to the 2019 G League title over the Long Island Nets. He originally joined the Rockets organization as an assistant with Rio Grande Valley in 2015, after spending two seasons as an assistant at his alma mater, Arizona. Prior to coaching, Blair enjoyed a professional career that spanned 1996-2009 and included stops in France, the USBL, Italy, Greece, Turkey and Russia. He also performed with the Harlem Globetrotters. Blair spent four years at Arizona, where he averaged 14.7 points, 8.9 rebounds and 2.3 blocks per game for the Wildcats as a senior. Following his collegiate career, he was drafted No. 35 overall in the 1996 NBA Draft by Seattle. Blair founded the Blair Charity Group, which seeks to change the lives of

the country's most vulnerable youth. The group and its partners, through the Arizona Basketball Academy, provide access to world-class basketball camps and clinics for thousands of underserved youth in southern Arizona.



JOHN BRYANT

Assistant Coach

John Bryant begins his fourth season with the 76ers and second as an Assistant Coach. Bryant spent his first two seasons (2016-18) with the team as a Player Development Coach. He spent the two prior seasons (2014-16) as an Assistant Coach with the Delaware Blue Coats of the NBA G League. During those two seasons, he was an Assistant Coach with the Nigeria men's national team, which won the 2015 African championship and competed in the 2016 Rio Olympics. He currently is an Assistant Coach with the Angola men's national team, which recently competed in the 2019 FIBA World Cup in China. Bryant served as Associate Head Coach and Head Strength and Conditioning Coach with the Bakersfield Jam (G League) for three seasons before joining Delaware. Prior to his coaching career, he played professionally in the NBA G League (Bakersfield), Australia, England, Germany and the ABA. Bryant played his collegiate ball at St. Joseph's University from 2001-05, where he started on the 2003-04 team that went 27-0 in the regular season and reached the Elite Eight. Bryant resides in Cherry Hill, New Jersey with his wife Allison and two children, Miles and Vera.



IME UDOKA

Assistant Coach

Ime Udoka enters his first season as an Assistant Coach with the 76ers. Udoka spent the previous seven seasons with the Spurs as an Assistant Coach, twice serving as the Head Coach of the Spurs Las Vegas Summer League team (2013 and 2014). He enjoyed a seven-year NBA career, during which he appeared in 316 games (80 starts) for San Antonio, Sacramento, Portland, New York and the Lakers, averaging 5.2 points and 2.9 rebounds in 18.1 minutes per game. He also played professionally in Spain, France, the NBA G League, the United States Basketball League (USBL) and the International Basketball Association. In 2005-06, he was named to the All-NBA G-League First Team and was also the recipient of Jason Collier Sportsmanship Award. Following his high school career, Udoka began his college career at Eastern Utah and spent a year at the University of San Francisco before finishing at Portland State. His late father was of Ibibio descent and was born in Nigeria, and thus, Udoka played for the Nigerian National Team in multiple tournaments, including the 2005 African Championship, the 2006 FIBA World Championship, and the 2011 African Championship where he helped lead Nigeria to a bronze medal. Udoka is originally from Portland, Oregon, and has a seven-year-old son named Zez.



KEVIN YOUNG

Assistant Coach

Kevin Young is in his third season as an Assistant Coach with the 76ers. He spent the previous two seasons (2014-16) as Head Coach of the Delaware Blue Coats. Young served as an assistant on the G League affiliate's staff in 2013-14. Young coached in the NBA G League from 2007-16, where he spent time as a head coach with the Utah Flash and Iowa Energy in addition to Delaware. Young was also the head coach of Shamrock Rovers Hoops in the 2006-07 Irish Super League season. Before that, Young spent time as an Assistant Coach at both Utah Valley State University and Oxford College. Prior to his coaching career, Young was a team captain at Clayton State University, where he is still a record-holder for assists and steals. Young resides in Cherry Hill, New Jersey with his wife Melissa and their three children, sons, Jude and Van and daughter, Zoey.



JIM O'BRIEN

Senior Advisor to the Head Coach

Jim O'Brien enters his second season as Senior Advisor to the Head Coach, after previously serving as an Assistant Coach for parts of three seasons. O'Brien has held head-coaching positions with the Pacers (2007-11), 76ers (2004-05) and Celtics (2001-04). O'Brien led Philadelphia to a 43-39 record and a playoff appearance in his lone season as Head Coach. A native Philadelphian and Roman Catholic High School standout, O'Brien attended Saint Joseph's University, where he was a three-year starter, led it to three postseason appearances and was team co-MVP his senior season. He later would be enshrined in the school's Hall of Fame as well as the Philadelphia Big Five Hall of Fame. In addition to his NBA coaching experience, O'Brien has spent a wealth of time in the collegiate ranks, serving as an Assistant Coach at Kentucky (1994-97), Oregon (1978-82), St. Joe's (1977-78), Maryland (1976-77), Pembroke State (1975-76) and Wheeling Jesuit (1974-75). He was the Head Coach at the University of Dayton from 1989-1994 and at Wheeling Jesuit from 1982-87. O'Brien and his wife, Sharon, have three children: Jack, Shannon and Caitlyn. Sharon's father is Hall of Famer Jack Ramsay, who served as General Manager for the 1967 NBA Champion 76ers and Head Coach of the 1977 NBA Champion Portland Trail Blazers as well as the St. Joseph's University Hawks.

FRONT OFFICE



CHRIS BABCOCK

Director of Player Development

Chris Babcock is in his seventh season with the 76ers and his second as Director of Player Development. He previously served as Assistant Director of Player Development and as Player Development Assistant, and originally joined the team before the start of the 2013-14 season. He spent the 2012-13 season with the San Antonio Spurs as Video Coordinator/Player Development Assistant. Prior to his time with the Spurs, Babcock coached at the University of Texas from 2008-12.



CAMERON HODGES

Player Development Coach

Cameron Hodges begins his first season with the 76ers as Player Development Coach. Hodges spent the last three seasons with the San Antonio Spurs as a Player Development Assistant on Head Coach Gregg Popovich's staff. Prior to joining the Spurs, Hodges spent one season as an intern within the Erie Bayhawks organization, then the NBA G League affiliate of the Orlando Magic. Originally hailing from Minneapolis, he played collegiately at Minneapolis Community and Technical College and Minnesota State University, Mankato before enjoying a three-year professional career in Slovenia, Romania, Hungary and Luxembourg. Hodges served eight years in the United States Army Reserve before being honorably discharged in 2014.



ERIC HUGHES

Player Development Coach

Eric Hughes begins his first season with the 76ers as Player Development Coach. He most recently served as Assistant Coach for the Milwaukee Bucks. Prior to joining the Bucks, Hughes was an Assistant Coach for the Brooklyn Nets during the 2013-14 season on Jason Kidd's staff. Hughes spent six seasons with the Toronto Raptors, originally hired in 2007 as a Basketball Development Consultant. In 2009, Hughes was promoted to Assistant Coach/Basketball Development and also served as the Head Coach for the Raptors' entry in the Las Vegas Summer League from 2008 through 2010, with his 2010 team finishing 5-0 and leading the league in scoring. Before his stint with the Raptors, Hughes worked as the Director of Summer Player Development for Goodwin Sports Management in Seattle for five years (2002-2007), creating workout programs and training NBA players, including current 76er Al Horford and All-Star

Kevin Durant. He had also been the Head Coach at Spokane Community College in Spokane, Washington, during that time. Hughes compiled an 88-61 (.590) mark in his five seasons, leading the Bigfoots to the Eastern Region championship in 2005 and 2006 while earning Eastern Region Coach of the Year honors following both championship seasons. Relatedly, Hughes is a member of the Community Colleges of Spokane Athletic Hall of Fame. Hughes served as an Assistant Coach at the University of Washington from 1993-2002, as an Assistant at the University of California from 1991-93 where he coached Kidd, and as a Graduate Assistant at Illinois State from 1989-91. A 1989 graduate of California State-Hayward, Hughes went on to receive a master's degree from Illinois State in 1991. A native of Oakland, Calif., Hughes and his wife Kristin have two sons, Alexander James (AJ) and Ryan Christopher.



ANDREW JONES III

Player Development Coach

Andrew Jones III begins his first season with the 76ers as Player Development Coach. Jones III joins the team after spending the last five seasons with the Oklahoma City Thunder organization. Most recently, Jones served as Oklahoma City's Sr. Lead in Performance Analysis/Player Development Coach for four seasons, following one season as an assistant coach for the team's G League franchise, the Oklahoma City Blue. Before joining the Thunder, Jones was a graduate assistant at his alma mater, Penn State, for the 2013-14 season. During that time, he earned his master's degree in educational leadership. A West Philadelphia native, he played professionally in Slovakia, Greece and Ukraine after starting 118 of 134 career games for the Nittany Lions during his collegiate career. Jones and his wife Julia have two daughters, Ava (three years old) and Heidi (one).



DWAYNE JONES

Player Development Coach

Dwayne Jones is in his fourth season with the 76ers and second as Player Development Coach. Jones first joined the team in December 2016, following a 12-year playing career, including six NBA seasons with five different teams. He also played professionally in the NBA G League and is the league's all-time leading rebounder, with a total of 1,770. Jones has competed internationally in China, Philippines, Qatar, Venezuela and Argentina. A 2005 graduate of Philadelphia's Saint Joseph's University, Jones holds a degree in sociology. He and his wife Jessica have two sons, Dwayne III and Dylan.



TYLER LASHBROOK

Player Development Coach

Tyler Lashbrook is in his sixth season with the 76ers and his second as Player Development Coach. Lashbrook previously served in a variety of roles, including as Head Video Coordinator for the 2017-18 season, a role in which he worked closely with Head Coach Brett Brown on all film shown to the team. He originally joined the 76ers in August 2014 as an intern after graduating from Western Kentucky University. A native of Owensboro, Kentucky, Lashbrook and his wife, Roxie, live in Philadelphia.



SCOTT EPSLEY

Medical Director

Entering his fourth season with the 76ers, and first as Medical Director, Scott Epsley is an Australian-trained Sports Physical Therapist, who has over 20 years of elite sports medicine experience. He has worked with athletes at national, international, collegiate, Olympic and professional levels in both Australia and the U.S., across a wide range of sports. Having consulted for teams in the NBA, NFL, NHL, MLB and MLS, Scott owned two Sports Medicine clinics in his native Australia before relocating to the U.S. Prior to joining the 76ers, he was a Physical Therapist for Georgetown University's Division I NCAA program for eight years. He is certified in musculoskeletal sonography, having used ultrasound in clinical practice for almost 15 years. Scott has presented on many topics both across the US and internationally, including medial tibial stress syndrome, bone stress injuries, tendinopathy, hip and groin pain, shoulder rehabilitation and diagnostic and rehabilitative ultrasound.



LORENA TORRES

Performance Director

Lorena Torres begins her first season with the 76ers as Performance Director. Torres will oversee sports science, strength and conditioning, psychology, nutrition and load management, among other areas. She joins the team after serving as Sports Science Coordinator for Spurs Sports & Entertainment since 2015. With over 15 years of experience, Torres, a native of Spain, previously worked with F.C. Barcelona's handball and basketball teams and for the Spanish National Synchronized Swimming Team, both as strength and conditioning coach and sport scientist. Torres holds several degrees in higher learning, including a doctorate in sport science from Pablo de Olavide University, as well as three master's degrees in sports science fields. A published researcher, she has worked as an educator in both Spain and Australia.

FRONT OFFICE



KEVIN JOHNSON

Head Athletic Trainer

With over 28 years of experience in the field of sports medicine, Kevin Johnson is in his 17th season with the 76ers staff as the team's Head Athletic Trainer. He joined the 76ers organization at the beginning of the 2003-04 season. A certified member of the National Athletic Trainers Association (NATA), Johnson served as Chairman of the National Basketball Athletic Trainers Association (NBATA) from 2015- 2017. He spent seven seasons as the head athletic trainer for the Washington Wizards (1994-01) and four seasons as an assistant trainer with the Indiana Pacers (1990-94). Prior to joining the NBA ranks, Johnson served as an assistant athletic trainer for the NFL's Indianapolis Colts. Johnson graduated from Indiana State University in 1989 with a Bachelor of Science in Physical Education, with a specialization in Athletic Training. He is also certified by the National Academy of Sports Medicine as a Performance Enhancement Specialist and a Corrective Exercise Specialist. In 2001 and 2017, Johnson served as the head athletic trainer for the Eastern Conference All-Star team. Also, in 2017, selected as NBATA Head Athletic Trainer of the Year and received American Academy of Podiatric Sports Medicine "Excellence in Athletic Training" award. An active member of Big Brothers of America, Johnson resides in Annapolis, Maryland, with his wife Sheila and their children, Mitchell and Jai.



JESSE WRIGHT

Director, Performance Science

Jesse Wright is in his 14th season with the 76ers and fifth in the Performance Science department, having spent the previous five seasons as Head Strength and Conditioning Coach. His first four seasons with the organization were spent as its Strength and Conditioning Consultant, while being employed as the Director for Summit Sports Training Center. He directed all of the training programs for the company and oversaw their Strength and Conditioning contract with Saint Joseph's University. In 2012- 13, Wright was named NBA Strength & Conditioning Coach of the Year, an award voted on by his contemporaries in the league. In addition, he served as President of the National Basketball Strength & Conditioning Association from 2013-2015. He currently chairs the committee that oversees and coordinates all of the anthropometric and performance testing for the NBA Pre-Draft Combine. Wright received his Exercise Science degree from Temple University and has previously held Strength and Conditioning Coach positions with the Owls, Philadelphia Eagles, the Barcelona Dragons of NFL-Europe and Hofstra University. Wright has certifications from the National Strength and Conditioning Association (RSCC*D, CSCS), the National Academy of Sports Medicine (PES), Functional Range Conditioning (FRC, FRR), and Functional Movement Systems (FMS). He is also currently pursuing a master's degree in High Performance Sport (MHPS) from Australian Catholic University.



Allen Lumpkin
Director, Basketball
Administration



Scott Rego
Senior Equipment
Manager



Rich Fernando
Director, Coaching
Administration



Pascual Guerrero
Assistant Athletic
Trainer & Physical
Therapist



BASKETBALL OPERATIONS STAFF DIRECTORY

General Manger.....Elton Brand
 Head Coach Brett Brown
 Executive VP, Basketball Operations..... Alex Rucker
 Assistant General Manager..... Ned Cohen
 Sr. VP, Player Personnel.....Marc Eversley
 VP, Player Development Annelie Schmittel
 VP, Scouting..... Vince Rozman
 VP, Strategy..... Sergi Oliva
 Executive Assistant to the GMDeborah Marrero
 Sr. Advisor to Head Coach Jim O'Brien
 Assistant Coach.....Joseph Blair
 Assistant Coach..... John Bryant
 Assistant Coach..... Ime Udoka
 Assistant Coach..... Kevin Young
 Coaching Associate Kelly Peters
 Lead Biomechanist, Strength & Conditioning Adam Petaway
 Strength & Conditioning AssistantJustin Rey
 Sports Scientist Strength & Conditioning Associate...Craig Whitworth-Turner
 Director, Player DevelopmentChris Babcock
 Director, Coaching AdministrationRich Fernando
 Player Development Coach Andrew Jones III
 Player Development Coach Dwayne Jones
 Player Development CoachCameron Hodges
 Player Development CoachEric Hughes
 Player Development Coach Tyler Lashbrook
 Player Development Specialist Roy Hibbert
 Video Coordinator.....DJ MacLeay
 Assistant Video Coordinator..... Thomas Bridges
 Assistant Video Coordinator.....Lainn Wilson
 Sr. Manager, Basketball Operations..... Zach Sogolow
 Basketball Operation AssociateChristian Endrigan
 Basketball Operation AssistantKristin Judson
 Director, Basketball Administration..... Allen Lumpkin
 Sr. Researcher..... Andy Miller
 Sr. Researcher Alex D'Amour
 Sr. Researcher Alex Franks
 Data Scientist Grant Fiddymnt
 Data Scientist Michael Lai
 Data Scientist Ivana Seric
 Developer Tegan Bunsu Ashby
 Developer John Boyles

Director, Performance & Leadership DevelopmentPaddy Steinfort
 Director, Performance Lorena Torres Ronda
 Head Athletic Trainer Kevin Johnson
 Medical Director..... Scott Epsley
 Assistant Athletic Trainer & Physical Therapist... Pascual Guerrero
 Associate Physical TherapistShanon Fronck
 Massage Therapy AssociateRayne Reiter
 Director, Performance Science..... Jesse Wright
 Associate Head Strength & Conditioning Coach... Todor Pandov
 Neuromuscular Therapist Doris Martel
 Physiotherapist Leslie Gartner
 Director, Team Security..... Juan Jackson
 Assistant Director, Team Security..... Anthony Jackson
 Manager, Team SecurityRudy Yuille
 Manager & Executive Assistant Mary Purcell-Davis
 Sr. Equipment Manager Scott Rego
 Assistant Equipment ManagerDan Rosci
 Director, Scouting..... Phil Jabour
 Director, International Scouting..... Danny Mills
 International Scout..... Kevin Anstett
 Scout Rod Baker
 Scout Jordan Cohn
 Scout Marin Sedlacek
 Scout Kevin Owens
 Scout Drew Nicholas
 Scout George Brosky
 Technical ScoutRuben Boumtje
 Player Development SpecialistRemy Ndiaye
 Basketball Operations Logistics Associate..... Steven Phillips
 Basketball Operations Assistant Michael Lopez
 Head Team Physician,Orthopedics..... Christopher Dodson
 Head Medical PhysicianBarry E. Kenneally
 Assistant Team Physician..... Peter C. Vitanzo, Jr.
 Assistant Team Physician..... Bradford S. Tucker
 Team Chiropractor Neil Liebman
 Sports NutritionistJeanie Subach
 Executive ChefJaeHee Cho
 Chef De Cuisine.....Rob Marzinsky
 Jr. Sous Chef.....Max Botwick
 Sr. Sous Chef..... Eli Collins

FRONT OFFICE

76ERS MEDICAL STAFF



**Christopher
Dodson, MD**
Head Team Physician



**Barry
Kenneally, MD**
*Head Medical
Physician*



Peter Vitanzo, MD
*Assistant Medical
Physician*



**Christopher J.
Mehallo, DO**
*Assistant Medical
Physician*



Brad Tucker, MD
*Assistant Team
Physician*

FRONT OFFICE



Founded by Josh Harris and David Blitzer, Harris Blitzer Sports & Entertainment (HBSE) includes in its portfolio the Philadelphia 76ers, the New Jersey Devils, leading venue Prudential Center in Newark, N.J., the GRAMMY Museum Experience Prudential Center, the Delaware Blue Coats, the Binghamton Devils, the Sixers Innovation Lab, renowned esports franchise Team Dignitas and NBA 2K League Team, 76ers Gaming Club (GC). Led by some of the best and brightest minds across a diverse spectrum of industries, HBSE positions itself as one of the most pioneering, innovative sports and entertainment businesses in the world. HBSE also strives to positively impact the local communities in which it operates through the powerful platform of sports.

FRONT OFFICE

HBSE LEADERSHIP



SCOTT O'NEIL

Chief Executive Officer, Harris Blitzer Sports & Entertainment

Scott O'Neil is the Chief Executive Officer of Harris Blitzer Sports & Entertainment, an organization with the mission of building passionate, high-performing teams that inspire people to enhance the communities where its teams live, work, play and win.

O'Neil is responsible for the organization's leadership, strategic vision, operations and global ambitions, including the pursuit and acquisition of sports, entertainment and consumer-facing properties. He is the acting Chief Executive Officer over all properties within the organization's portfolio and under the ownership of Managing Partners Josh Harris and David Blitzer, including: the Philadelphia 76ers (NBA), the New Jersey Devils (NHL), Prudential Center, a top five-ranked performance venue in the U.S. located in Newark, New Jersey; Dignitas, an internationally renowned esports organization inclusive of seven

world-ranked teams, NBA 2K League's 76ers Gaming Club, the Sixers Innovation Lab, the GRAMMY Museum Experience Prudential Center, the Delaware Blue Coats (NBA G League), and the Binghamton Devils (AHL). He is an acting Co-Managing partner for Elevate Sports Ventures, a sports and entertainment agency created in partnership between HBSE, Live Nation, the San Francisco 49ers and Oak View Group.

With more than 20 years of experience in the NBA, NHL and NFL, O'Neil has earned a reputation as a leader of leaders and is one of the most connected, dynamic and driven executives in the industry today. Previous executives whom he has mentored and managed run many of the top organizations in sports and entertainment today; those he currently manages are poised to lead the industry into the next generation.

O'Neil's reputation for authentic leadership, unparalleled drive to innovate, and emphasis on the importance of corporate culture has placed him at the forefront of the industry vanguard. Under O'Neil's leadership, Prudential Center has become a top seven and top five most-played venue in the U.S. and the world by Billboard and Pollstar, respectively. Known as the home of sports and entertainment in New Jersey, Prudential Center welcomes more than 1.75 million fans and event attendees through its doors annually. O'Neil's global ambitions led to the New Jersey Devils' first competitions outside North America in franchise history when the team played preseason and regular season games in Switzerland and Sweden in October 2018, illustrating the team's massive global power.

Of his professional accomplishments, O'Neil considers his organizations' corporate culture and dedication to community service his greatest successes and future legacy. Under his leadership, Harris Blitzer Sports & Entertainment properties have been named among Fast Company's 2018 "Most Innovative Companies," identified as a "Top 50 Culture" in the U.S. by Entrepreneur (2017), and named one of the "50 Best Companies to Sell For" by internationally-renowned Selling Power Magazine. Prudential Center was named a "Best Business" by NBBiz (2016). O'Neil's belief that those who steward iconic sports and entertainment brands have the responsibility and privilege to use those platforms to mentor the next generation of leaders and make the world a better place is the driving force behind HBSE's community engagement initiatives. Recognizing the important role HBSE's properties play within its communities, O'Neil's employees individually volunteer 76 hours of service annually in the communities where their fans and patrons live, work and play, resulting in more than 30,000 hours of dedicated community service each year.

A former President of Madison Square Garden Sports, O'Neil was the key architect in some of the largest venue sponsorship deals in history while overseeing iconic sports properties, including the New York Knicks (NBA) and New York Rangers (NHL). O'Neil spent seven years as the Senior Vice President of the NBA's renowned Team Marketing and Business Operations group, where he advised NBA, WNBA and NBA G League teams on all business operations, CRM Department and NBA Canada business. Earlier in his career, O'Neil served as the President of HoopsTV.com and held positions with the Philadelphia Eagles (NFL) and New Jersey Nets (NBA).

For almost a decade, O'Neil has served as an Alternate Governor for the NBA and NHL. Sports and technology outlet, SportTechie, named O'Neil as 2017's "Most Innovative Executive"; he has been honored as a "Most Admired CEO," "Most Innovative Leader" and "Most Powerful Executive" and more. As a young executive, O'Neil was thrice recognized at Sports Business Journal's acclaimed "Forty Under 40" Awards; launching him into the publication's renowned "Hall of Fame." He additionally received "Forty Under 40" honors from Adweek and Sporting News in 2006 and 2005, respectively.

O'Neil's influence and experience has earned him a place at the podium at some of the largest industry conferences in the world, delivering keynotes at events such as: Leaders in Sport, Beyond Sport, Sports Business Journal's World Congress of Sport, the IEG Pivot Conference, the Ivy Sports Symposium, Sport Marketing Association's Conference and more. O'Neil's leadership practices have been chronicled and applauded in *The Outward Mindset* by the Arbinger Institute, publishers of *The New York Times* Best Seller, *Leadership and Self Deception*, *The Orange Revolution* by Adrian Gostick and Chester Elton, and *Potato Chip Ticket Sales* by Kathy Burrows. He has made numerous appearances on CNN, CNBC, FOX Business Network, and has twice co-hosted Bloomberg television's Bloomberg. He also interacts daily with his more than 18,000 and 30,000 followers on Twitter and LinkedIn, respectively. He serves on the boards for HBSE, the March of Dimes, Zoomi Inc., the Sixers Youth Foundation and the Sixers Innovation Lab.

O'Neil earned his bachelor's degree in Marketing from Villanova University and his master's in Business Administration from Harvard Business School. He currently resides in New Jersey with his wife, Lisa, and their three daughters.



HBSE LEADERSHIP

HUGH WEBER

**President,
Harris Blitzer Sports & Entertainment**

DAVE COLLINS

**Chief Financial Officer,
Harris Blitzer Sports & Entertainment**

BRAD SHRON

**Executive Vice President, General Counsel,
Harris Blitzer Sports & Entertainment**

ADAM DAVIS

**Chief Commercial Officer,
Harris Blitzer Sports & Entertainment**

LARA PRICE

**Executive Vice President, Chief Operating Officer,
Harris Blitzer Sports & Entertainment, 76ers**

FRONT OFFICE

76ERS LEADERSHIP



CHRIS HECK

President, Philadelphia 76ers

As President of the Philadelphia 76ers, Chris Heck oversees all day-to-day business operations for the team. Tasked with the goal of rejuvenating the sales and branding operations for one of sports' most storied franchises, Heck endeavored to fuse the legendary 76ers heritage with the spirit of the new Philadelphia fan. As the 76ers earned its second consecutive playoff berth following a successful 2018-19 season, the team, with Heck at the helm, led the NBA in attendance for the first time in its history.

Under his supervision, Heck led the 76ers to a No. 1 ranking in overall season ticket member fan base, the largest in the NBA. The 76ers have become the hottest ticket in the league as the demand has grown the team's Club 76 season ticket waiting list to over 15,000.

Heck's team has been recognized with numerous national awards and achievements. The team was named a Sports CLIO Bronze Winner for their "Phila Unite" integrated playoff campaign and received honorable mention on the Sports CLIO's Short List in four other categories. Additionally, they received a Gold Addy Award for their 2018 "Phila Unite" playoff hype video, and a Silver Addy Award for their 2018 City Edition uniform integrated launch and advertising campaign. The Mid-Atlantic Emmy's honored the team in September 2019 with its first-ever Emmy in the category of Sports Feature.

The 76ers, with Heck's foresight, have built one of the best content teams in all of sports, while the team's Twitter account, @Sixers, and was named the best account in the NBA by Complex magazine. Across Facebook, Twitter, Instagram, Weibo and Snapchat, the team's social media has garnered over 5.5 million followers and earned nearly 45 million engagements between 2017 and 2018 alone.

With Heck's guidance, the 76ers sold the five largest partnerships in franchise history, increased corporate partnerships by 30 percent annually and established Patriot Partner and Training Complex founding partnerships. Further, the 76ers now have partners internationally in Europe, Australia and China as the team's brand continues to grow across the globe. Through Heck's leadership, the 76ers secured the first jersey patch sponsorship in "big four" sports history and developed an industry-changing ticketing platform with partner StubHub.

Across his time with the team, Heck has played a critical role in the development of the Philadelphia 76ers Training Complex, home to the Sixers Innovation Lab, where he holds a seat on the Lab's Board of Governors. Heck has also spearheaded the 76ers' G League franchise, the Delaware Blue Coats', rebrand and integration into Wilmington, along with the development of their home arena, the all-new 76ers Fieldhouse, which opened in early 2019. During Heck's tenure, he also launched 76ers Gaming Club, the 76ers' NBA 2K League team. 76ers GC has the winningest record in the first two years of the league.

Under Heck's watch, the 76ers has been named one of the most innovative companies in the world by Fast Company and one of the "50 Best Companies to Sell For" by Selling Power magazine. Heck has also seen the rise of the Sixers Youth Foundation Gala, which has been held each of the past four years, generating over \$5 million in fundraising for the Foundation. Heck currently sits on the board of directors for the Sixers Youth Foundation.

Prior to the 76ers, Heck served as President of Business Operations for the New York Red Bulls (MLS), and with the NBA as Senior Vice President in the league's renowned team marketing and business operations arm where he advised NBA teams on ticket sales and service, sponsorship development and marketing, managed the NBA's Canadian business and oversaw all business and marketing for USA Basketball's Senior Men's and Women's National Teams.

Heck has held senior positions with Villanova Sports Properties, the Miami Heat and Philadelphia Eagles. Named to Sports Business Journal's Forty Under 40 list in 2008, Heck holds a bachelor's degree from Villanova University and has served as an Adjunct Professor at Columbia University. He and his wife, Mary Beth, have three children and reside in Chadds Ford, Pennsylvania.



76ERS LEADERSHIP



KATIE O'REILLY **Chief Marketing Officer**

In her role as one of the Philadelphia 76ers most senior leaders, Katie O'Reilly is responsible for the branding, marketing and business development for one of the sports industries most iconic properties. As Chief Marketing Officer, O'Reilly oversees the direction of the team's brand, creative and marketing solutions, game presentation, social media, digital and video content, marketing events, hospitality as well as youth, fan and business development, alumni and merchandise departments.

Now entering her seventh season with the 76ers, O'Reilly and her team are the brains behind the acclaimed "Welcome to the Moment," "PHILA Unite," and "Spirit of the Champion" advertising, playoff and tribute campaigns. For their original digital content, social media campaigns, branding efforts and themed jerseys, O'Reilly's department is widely regarded as one of the most innovative and creative in

the sports industry today. Additionally, O'Reilly spearheaded the creation of the 76ers Legends Walk - commissioned sculptures of past 76ers greats that lives permanently at the Philadelphia 76ers Training Complex.

Most recently under O'Reilly's leadership and vision, the team was recognized with numerous national awards for their work. The team received a regional Emmy award for their Thanksgiving "Season of Giving" piece. The team was named a Sports CLIO Bronze Winner for their "Phila Unite" integrated playoff campaign and received honorable mention on the Sports CLIO's Short List in four other categories for both the "Phila Unite" campaign and their 2018 City Edition uniform launch. Additionally, they received a Gold Addy Award for their 2018 "Phila Unite" playoff hype video, and a Silver Addy Award for their 2018 City Edition uniform integrated launch and advertising campaign. The NBA league office also awarded O'Reilly's team with the Game Experience Satisfaction Award, given to the top teams with the highest overall season ticket member in-arena game experience satisfaction, as well as first prize for the team's integrated campaign supporting their players for the 2019 NBA All-Star Game.

O'Reilly was also responsible for corporate business development surrounding the team's new 150,000-square-foot Training Complex, including the creation, development and launch of the Sixers Innovation Lab, on which she currently holds a position on the Board of Governors.

A 2019 Leaders Under 40 class inductee and 2016 Philadelphia Business Journal "40 Under 40" honoree, O'Reilly joined the 76ers in 2013 to lead the new Business Development department where she played a crucial role in securing some of the largest partnerships in franchise history.

Prior to the Philadelphia 76ers, O'Reilly served as the Director of Partnership Marketing for Insignia Sports & Entertainment. She served as National Program Director for IMG College in New York City where she oversaw the sales development team responsible for creating national programs and media plans for corporate partnerships across 70-plus Division I university athletic departments, conferences and related properties. She previously held positions with the National Basketball Association's renowned Team Marketing & Business Operations group and at Madison Square Garden.

O'Reilly, a Lower Merion native and Shipley School alumni, received a B.A. in History from the University of Michigan and currently resides in Philadelphia, Pennsylvania, with her husband, Edward and their son Arnie.



BRANDON HARRELL **Vice President, Legal & Business Affairs**

Brandon Harrell enters his second season as Vice President, Legal & Business Affairs for the Philadelphia 76ers. In his role, Harrell is responsible for the development and execution of legal and regulatory strategies. He manages the day-to-day legal affairs for the Philadelphia 76ers and works closely with both Business Operations and Basketball Operations. Prior to joining the Philadelphia 76ers, Harrell served as Legal Counsel for the Seattle Seahawks. He began his legal career as an associate in the Washington, D.C. office of the national law firm, Beveridge & Diamond, PC. Harrell currently serves on the Board of Directors for The Public Interest Law Center and has provided pro bono representation to domestic violence victims, underrepresented tenants and individuals living with HIV. In 2015, he was an awardee of the National Bar Association's Nation's Best Advocates 40 Lawyers Under 40 Award. A graduate of Tulane University Law School, he obtained his B.S. in Chemical Engineering from Hampton University. Harrell is a native of New Orleans, Louisiana and currently resides in New Jersey with his wife, Keyanna, and son, Braylen.



COMMUNITY



2019-20 SOCIAL RESPONSIBILITY PLATFORMS

The 76ers believe that by fostering a bold and gutsy attitude, and nurturing devotion and commitment to a productive goal, young people can achieve their own personal greatness. Any endeavor they choose to pursue can be honed, crafted and developed. We are committed to creating positive change in the lives of young people living in the Delaware Valley, both in the classroom and on the court.

The motto we encourage for all youth involved in our programs is: "I won't let others predict my future — I will invent my future, I will create my success."

OUR VISION

The 76ers envision communities where all children have the opportunity to create, pursue and realize their dreams, and live productive lives.

OUR MISSION

To use the power of our sport and the influence of our brand to coach and mentor the next generation of leaders and innovators.

OVERVIEW

Our social responsibility efforts consist of three pillars: the Sixers Youth Foundation, the Wilt Chamberlain Memorial Fund and the Community Relations initiatives of the Philadelphia 76ers.



COMMUNITY

OUR PROGRAMS AND ACTIVITIES

SIXERS YOUTH FOUNDATION

The Sixers Youth Foundation is a 501(c)(3) nonprofit organization committed to using the power of our sport and the influence of our brand to assist underserved and vulnerable youth in Philadelphia and Camden develop the life-success skills they need to succeed. We invest our resources in neighborhood-based programs that capture the attention and enthusiasm of young people in measurable ways, which foster academic achievement and support behaviors regarding their personal health and wellness.



WILT CHAMBERLAIN MEMORIAL FUND

The Wilt Chamberlain Memorial Fund encourages and supports the college and career pursuits of high school students with financial needs in the Greater Philadelphia Area.

Since 2005, the Foundation has awarded more than 70 scholarships in Wilt Chamberlain's honor to area high school seniors, who not only embody the Hall of Famer's values of hard work and ambition, but also demonstrate a commitment to helping and serving others. The Wilt Chamberlain Memorial Fund also proudly supports college preparatory initiatives that provide students with pathways toward their higher education goals.

COMMUNITY RELATIONS

Through a strategic Community Relations effort, the 76ers connect to fans and communities by investing resources in ways that are inspiring, engaging and informative. Events and activities are designed to support the academic achievements as well as the healthy mindsets and behaviors we want our young fans to develop and cultivate. Complementing this work are the 10,000+ volunteer hours provided by our employees, players and coaching staff throughout the season.

PROGRAMS & INITIATIVES

AUTISM INCLUSION

The 76ers are dedicated to providing the most sensory-inclusive environment for all fans during each and every home game. In conjunction with NBA partner KultureCity, complimentary sensory kits, that provide tools and resources for those who may be overwhelmed by the in-game experience, are available for checkout at both of The Center's guest services locations. 76ers and Center staff members are trained at the beginning of the season on how to best respond to fans' sensory needs. The team's Autism Inclusion program culminates at the annual Autism Inclusion Night in which those pioneering inclusion for all are celebrated. In addition, the 76ers host an annual "Bounce Out The Stigma" basketball clinic, led by 76ers head coach Brett Brown and youth coach "Mighty Mike" Simmel, for local youth with autism spectrum disorders and other sensory needs.

BLACK HISTORY MONTH

Every February, the Philadelphia 76ers celebrate Black History Month and continue to further the organization's commitment to diversity and inclusion for all. By focusing on our communities' young leaders, the 76ers strive to positively impact those who will be making history in the future. The team also dedicates a home game in February to recognize African American leaders in the Delaware Valley.

FIT76

NBA FIT is the league's comprehensive health and wellness platform that encourages everyone to "Be Active, Eat Healthy and Play Together." In support of this platform, the 76ers host the annual FIT 76 Youth Combine, in which middle school-aged youth will participate in a series of fitness-based tests. At a later date, the youth will be re-evaluated on the same tests and one champion per gender and age bracket will be crowned based on top overall score and most improved score. In addition, the 76ers will host multiple FIT 76 clinics at local schools and out-of-school-time sites to engage youth and share messages of healthy habits.

HER TIME TO PLAY

Her Time To Play is a national initiative created by the WNBA and NBA to inspire the next generation of girls, ages 7-17, to play basketball in a positive and healthy way. The 76ers support this league initiative throughout the season by hosting a series of girls-only clinics, led by local women coaches and leaders, throughout the Delaware Valley. During Women's History Month in March, the team will host a Her Time To Play clinic prior to a home game, which the participants will be invited to attend after the event.



OUR PROGRAMS AND ACTIVITIES

LGBTQ PRIDE

As part of the 76ers' year-round efforts to foster an inclusive environment for all fans, the organization celebrates and recognizes LGBTQ leaders from across the local area. In support of the LGBTQ community, 76ers staff members volunteer each year to participate in the annual Philadelphia Pride Parade. This past Pride Month, the 76ers hosted a community conversation and basketball clinic for 30 youth in LUCY Outreach's HAVEN program, which serves the LGBT community.

MARTIN LUTHER KING JR. DAY

Volunteer service and giving back are both at the spirit of Dr. Martin Luther King Jr. Day and the 76ers organization. This season, the 76ers will celebrate Martin Luther King Jr.'s legacy of service to others by encouraging community members to embrace the spirit of volunteer service and acknowledge the 76ers' year-over-year commitment to serving 10,000+ hours in the community annually.

MENTOR MONTH

Recognizing the transformative power of mentorship, the 76ers operate unique programs that offer employees the opportunity to mentor local youth. Mentoring programs that the organization operate include the Wilt Chamberlain Memorial Fund Mentorship Program and Big Brothers Big Sisters: Beyond School Walls. In addition, the 76ers will dedicate a home game this January, during National Mentoring Month, to honor outstanding local mentors.

PLAYER AND COACH INITIATIVES

Throughout the course of the season, the 76ers help support and amplify the causes and organizations that are of interest to players and coaches on the team. Every fall, 76ers head coach Brett Brown hosts a coaching clinic for area youth basketball coaches. This outreach initiative aims to cultivate the local basketball coaching community by providing resources and sharing ideas for becoming a better coach. The fifth edition of this annual event welcomed close to 1,000 attendees.

The 76ers have also worked with players such as Ben Simmons, Joel Embiid and Tobias Harris to assist in helping them give back to our local communities through a number of programs and initiatives that are of importance to them as individuals.

SEASON OF GIVING

Season of Giving is the NBA's platform that centers around giving back during the holiday season. To support this league-wide initiative, the 76ers host numerous holiday events, including Thanksgiving meal serving events in Philadelphia and Camden, the team's annual Coat Drive, presented by The Rothenberg Law Firm, Canned Food Drives, presented by ShopRite, Holiday Hoopla, presented by StubHub and a holiday gift exchange during the home game on Dec. 25. The team also proudly supports player-driven holiday initiatives that are designed to spread cheer throughout the local communities during the holiday season and assist those most in-need.

STARS AND STRIPES, PRESENTED BY TOYOTA

In partnership with the NBA Cares' Hoops for Troops initiative, the 76ers and Toyota show their on-going commitment to our country's military and their families by hosting a series of recognition events throughout the season. Highlights include a home game dedicated to our active and retired service men and women, and a Project 76 Day of Service community event. This year's event will feature 76ers players and staff working alongside members of the military to pack kits that are distributed to active military members.

WALK IN MY SHOES

Furthering the 76ers' dedication to mentorship, the team operates a unique mentoring program that pairs local youth with 76ers players for a season-long mentorship match. Amplifying the awareness of the 76ers and the Sixers Youth Foundation's existing core focus areas, this mentorship program creates life-long memories and experiences for our young mentees, while also deeply engaging the team and other leaders throughout our communities. 76ers mentors this season include Al Horford, Josh Richardson, Mike Scott and Tobias Harris.

RECOGNITIONS & AWARDS

At home games throughout the season, the 76ers honor and recognize individuals and organizations that have persevered challenging life experiences and made a difference in the lives of others. Award recipients receive complementary seats at the game, a VIP experience, photo opportunities and public recognition.

COMMUNITY CHAMPION, PRESENTED BY NJM INSURANCE GROUP

The 76ers and NJM Insurance Group celebrate local educators and mentors who are making a difference in the lives of youth throughout the season. Academic and personal achievement amongst youth is one of the core focus areas of the 76ers' Social Responsibility mission, and the Community Champion Award, presented by NJM Insurance Group is just one of the many ways in which the organization recognizes the work of those assisting to foster this success.

FIRST RESPONDERS AWARD, PRESENTED BY BELFOR

The 76ers and BELFOR celebrate throughout the season first responders who display heroic traits in the line of duty. These local first responders have kept and continue to keep safe our local communities where our fans live, work and play.

COMMUNITY

OUR PROGRAMS AND ACTIVITIES

GAME CHANGER AWARD, PRESENTED BY FIRSTRUST BANK

The 76ers and Firstrust Bank recognize an individual or organization that has used the power of coaching and mentoring to develop the potential of local youth. These Game Changers display the ability to positively impact children living in our local communities, specifically through sport.

MILITARY SALUTE OF THE GAME, PRESENTED BY TOYOTA

The 76ers and Toyota show their appreciation for active and retired members of the military by highlighting their service to our nation's armed forces. The Military Salute of the Game tips-off the 76ers and Toyota's Stars & Stripes platform and runs throughout the season.

NEW ERA TIP OF THE CAP

The 76ers and New Era believe in the power of volunteering and bettering our local communities through community service. At select home games throughout the season, the Tip of the Cap will honor local volunteers, who have dedicated themselves to being difference makers through assisting others.

STRONG KID OF THE GAME, PRESENTED BY THE ROTHENBERG LAW FIRM

The 76ers and The Rothenberg Law Firm team up throughout the season to honor the incredibly strong youth of our communities where our fans live, work and play. The youth recognized as the Strong Kid of the Game have overcome trying circumstances and persevered against the odds, showing what it truly means to be Sixers Strong.

SONNY HILL LEGACY AWARD

This home game on-court recognition is in honor of Sonny Hill's tremendous contributions to the youth basketball success in the city of Philadelphia. One young player will be selected for his or her tremendous actions on and off the court - displaying how to be a role model and true leader.

PROJECT 76 EMPLOYEE VOLUNTEER PROGRAM

Project 76 is the 76ers official employee volunteer program that encourages employees to serve at least 76 hours per year in our local communities. These hours are fulfilled through the self-driven interests of employees, as well as team-based projects. Each year, employees, players and coaches strive to contribute more than 10,000 hours of service throughout our local communities. Our Project 76 Preferred Partners include GIANT and Toyota.

DONATIONS

IN-KIND DONATIONS

The 76ers proudly donate countless items and packages to deserving nonprofit organizations with initiatives focused on youth development throughout the Greater Philadelphia Area. In-kind donations are designed to raise both funds and awareness for eligible nonprofit organizations as their efforts in the community are supported.

TICKET ASSIST PROGRAM

The 76ers support youth development programs and activities throughout our communities by donating tickets to qualified nonprofit organizations. Priority is given to initiatives focused on youth living in the Greater Philadelphia Area.





WORLD B. FREE

Ambassador of 76ers Basketball

Entering his 21st season with the Sixers front office, World B. Free serves as the Ambassador of 76ers Basketball. A fixture in the 76ers family, the former 1975 Sixers second round draft pick travels to schools, recreation centers and playgrounds in the tri-state area teaching the fundamentals of basketball and life. Additionally, Free makes countless public appearances on behalf of the organization delivering motivational messages, interacting with season ticket members and sponsors, and greeting fans at 76ers home games.

Free poured in 17,955 points over his illustrious 13-year career. The prolific scorer from Brooklyn spent four years with the 76ers (1975-78, 1987), while also making stops in San Diego (1978-80), Golden State (1980-82), Cleveland (1983-86) and Houston (1987). As a member of the 1979-80 San Diego Clippers, Free put together his best season in the NBA. He averaged an astounding 30.2 points over just 68 games, which landed him a spot in the 1980 NBA All-Star Game. He appeared in 886 games over his career, averaging 20.3 points while dishing-out 3.7 assists per contest. Free, who also spent two seasons as the 76ers strength and conditioning coach, was inducted into the New York City Basketball Hall-of-Fame in 1997, joining the likes of former teammate, Billy Cunningham, Kareem Abdul-Jabbar, Connie Hawkins, Lenny Wilkens and Nate "Tiny" Archibald. Free attended Guilford College located in North Carolina for three years, where he averaged 23.6 points and 6.5 rebounds per game. He was a member of the school's 1973 NAIA Championship team, while being named the tournament's Most Valuable Player. A native of Brooklyn, New York, Free currently resides in the Philadelphia area.



COMMUNITY

NBA CARES



NBA Cares is the league's global social responsibility program that builds on the NBA's mission of addressing important social issues. NBA Cares programs and participants have provided more than 5 million hours of hands-on service and created more than 1,300 places where kids and families can live, learn or play in communities around the world. Internationally, NBA Cares has created more than 323 places where kids and families can live, learn or play in 40 countries and territories. NBA Cares works with internationally recognized youth-serving programs that support education, youth and family development, and health-related causes, including: Thurgood Marshall College Fund, Special Olympics, YMCA of the USA, Boys & Girls Clubs of America, UNICEF, the Make-A-Wish Foundation, Share Our Strength and GLSEN.

COMMUNITY







PLAYERS

#43 JONAH BOLDEN

HEIGHT 6' 8.25"
WEIGHT 225
YEARS PRO 1
FROM BORN MAGGABI TEL AVIV (ISRAEL)/AUSTRALIA
1/2/96

CAREER HIGHS

PTS	19	at MIN	3/30/19
FG	7	at MIN	3/30/19
FGA	10	at MIN	3/30/19
3FG	5	at MIN	3/30/19
3FGA	7	at MIN	3/30/19
FT	3	vs. DAL	1/5/19
FTA	6	vs. DAL	1/5/19
OR	5	at LAC	1/1/19
DR	9	at NY	1/13/19
TR	9 (3)	at NY	1/13/19
AST	4	at HOU	3/8/19
STL	3	at MEM	11/10/18
BLK	4 (2)	vs. HOU	1/21/19
MIN	31:29	at MIN	3/30/19

PLAYOFF HIGHS

PTS	6	vs. BRK	4/23/19
FG	2	vs. BRK	4/23/19
FGA	6	at TOR	4/27/19
3FG	2	vs. BRK	4/23/19
3FGA	4 (2)	at TOR	4/27/19
FT	1 (2)	at BRK	4/20/19
FTA	2 (2)	at BRK	4/20/19
OR	1 (4)	at TOR	4/29/19
DR	3	vs. BRK	4/15/19
TR	3 (2)	at TOR	4/27/19
AST	1 (3)	vs. TOR	5/9/19
STL	1 (2)	at TOR	4/29/19
BLK	1	vs. BRK	4/23/19
MIN	14:51	vs. BRK	4/15/19



NBA REGULAR SEASON STATISTICS

YEAR	TM	AGE	G	GS	MP	FG	FGA	FG%	3P	3PA	3P%	FT	FTA	FT%	ORB	DRB	TRB	AST	STL	BLK	TOV	PF	PTS
18-19	PHI	23	44	10	639	80	162	0.494	34	96	0.354	13	27	0.481	47	118	165	40	17	39	36	99	207
CAREER			44	10	639	80	162	0.494	34	96	0.354	13	27	0.481	47	118	165	40	17	39	36	99	207

NBA PLAYOFF STATISTICS

YEAR	TM	AGE	G	GS	MP	FG	FGA	FG%	3P	3PA	3P%	FT	FTA	FT%	ORB	DRB	TRB	AST	STL	BLK	TOV	PF	PTS
18-19	PHI	23	10	0	79	5	19	0.263	4	16	0.250	2	4	0.5	4	10	14	3	2	1	9	12	16
CAREER			10	0	79	5	19	0.263	4	16	0.250	2	4	0.5	4	10	14	3	2	1	9	12	16

TRANSACTIONS: Drafted by the Philadelphia 76ers in the second round (36th pick) of the 2017 NBA Draft.

PRO CAREER: Appeared in 44 games (10 starts) averaging 4.7 points and 3.8 rebounds in 14.5 minutes per game, while shooting .494 from the field, .354 from three-point range and .481 from the free-throw line.

2018-19 (PHI): Appeared in 44 games (10 starts) averaging 4.7 points and 3.8 rebounds in 14.5 minutes per game, while shooting .494 from the field, .354 from three-point range and .481 from the free-throw line...Recorded career highs in points (19), three-point field goals (five) and minutes played (31:29) at Minnesota (3/30)... Brought down a career-high 10 rebounds at Atlanta (4/3)...Collected a career-high eight offensive rebounds at Atlanta (4/3)...Handed out a career-high four assists at Houston (3/8)...Recorded a career-high three steals at Memphis (11/10)...Blocked a career-high four shots on two occasions, vs. Toronto (12/22) and vs. Houston (1/21)...Posted his first career double-double with 13 points and 10 rebounds (4/3)... Made his NBA debut at Boston (10/16)...Made his first career start at Phoenix (1/2)...Reached double figures in points in consecutive games at Oklahoma City (2/28) and vs. Golden State (3/2)...Totaled 39 blocks, which were the 10th-most among rookies...Had 12-multi-block games, which were tied for the seventh-most among first year players...He was one of six Philadelphia players during the 2018-19 season to make at least five three-point field goals in a game...2018-19 (Delaware - G League): Appeared in eight games (all starts) averaging 15.3 points, 11.8 rebounds, 3.1 assists and 1.3 steals in 31.1 minutes per game, while shooting .402 from the field, .346 from three-point range and .545 from the free-throw line.

INTERNATIONAL: (MACCABI FOX TEL AVIV (ISRAEL)) In total, across BSL and Euroleague play, appeared in 55 games (52 starts)... Averaged 7.2 points, 6.0 rebounds, 1.4 assists and 1.2 steals in 20.8 minutes per game...Scored a personal BSL season-high 23 points vs. Ironi Nahariya (12/12)...Brought down a personal BSL season-high 12 rebounds vs. Hapoel Bank Yahav Jerusalem...Dished out a season-high five assists on two occasions, vs. Zalgiris (2/1) and vs. Fenerbahce (12/21)...Stole the ball a season-high five times on two occasions, vs. Zalgiris (1/30) and vs. Unicaja Malaga (12/28)... Blocked a personal BSL season-high five shots vs. Hapoel Eilat (1/8)... Posted three doubles-doubles...2016-17: (FMP BEOGRAD (SERBIA)) In total, across KLS and Liga ABA play, appeared in 40 games (38 starts)... Averaged 12.6 points, 7.0 rebounds, 1.6 assists and 1.3 steals in 27.2 minutes per game...Scored a season-high 25 points vs. BC Igokea (1/10)...Grabbed a season-high 17 rebounds vs. KK Dynamic (5/3)... Dished out a season-high six assists vs. KK Mornar (1/15)... Recorded a season-high six steals vs. KK Crvena Zvezda (5/22)... Blocked a season-high four shots on two occasions, vs. KK Mega Bemax (12/25) and vs. KK Vrsac Swisslion (4/26)...Reached double figures points in 27 games.

PLAYOFFS: 2019: In 10 games, he averaged 1.6 points and 1.4 rebounds in 7.9 minutes per game... Tallied a playoff career-best six points vs. Brooklyn on April 23.

COLLEGE UCLA (2014-16): 2015-16: Played in 31 games, making 11 starts...Averaged 4.6 points and 4.8 rebounds in 21.7 minutes per game...Scored in double figures in five games...Totaled at least 10 rebounds in three games... Recorded one double-double in a win at Gonzaga (Dec. 12), finishing with 10 points and 11 rebounds...Scored a season-high 16 points and grabbed nine rebounds in a win at Arizona State (Feb. 14)...Twice totaled a season-high 11 rebounds - at Gonzaga (Dec. 12) and versus Washington (Jan. 28)...Finished the season with 27 blocks, the third-highest total on the team...Blocked at least two shots in nine games... Also recorded 33 assists and 21 steals...2014-15: Ruled ineligible by the NCAA.

OFF THE COURT: Full name: Jonah Anthony Bolden...Born in 1996 in Melbourne, Australia...Jonah is the older of Bruce Bolden and Marie Yacoub's two children...Has one younger sister, Cairo...Father, Bruce, played professional basketball for 20 years (including three years in Europe and 17 in Australia).

#23 TREY BURKE

HEIGHT 6' 0.25"
WEIGHT 185
YEARS PRO 6
FROM MICHIGAN/USA
BORN 11/12/92

CAREER HIGHS

PTS	42	at CHA	3/26/18
FG	19	at CHA	3/26/18
FGA	31	at CHA	3/26/18
3FG	6	vs. MEM	11/7/15
3FGA	13	vs. MIN	3/23/15
FT	10	at MIN	4/16/14
FTA	10 (2)	at ORL	11/18/18
OR	3 (6)	at UTA	2/23/19
DR	9	vs. SAC	12/7/13
TR	10	vs. SAC	12/7/13
AST	15 (2)	vs. DET	3/31/18
STL	4 (3)	vs. OKC	3/28/15
BLK	2 (6)	at SAC	3/4/18
MIN	48:21	at MIN	4/16/14

PLAYOFF HIGHS

PTS	--	--	--
FG	--	--	--
FGA	2	vs. BOS	5/4/17
3FG	--	--	--
3FGA	1 (2)	at BOS	5/10/17
FT	--	--	--
FTA	--	--	--
OR	--	--	--
DR	--	--	--
TR	--	--	--
AST	3	vs. BOS	5/4/17
STL	--	--	--
BLK	--	--	--
MIN	9:54	vs. BOS	5/4/17



NBA REGULAR SEASON STATISTICS

YEAR	TM	AGE	G	GS	MP	FG	FGA	FG%	3P	3PA	3P%	FT	FTA	FT%	ORB	DRB	TRB	AST	STL	BLK	TOV	PF	PTS
18-19	TOT	26	58	8	1125	236	548	0.431	56	159	0.352	103	124	0.831	28	71	99	159	33	7	49	58	631
18-19	NYK	26	33	7	689	148	358	0.413	30	86	0.349	62	75	0.827	15	47	62	94	21	5	29	33	388
18-19	DAL	26	25	1	436	88	190	0.463	26	73	0.356	41	49	0.837	13	24	37	65	12	2	20	25	243
17-18	NYK	25	36	9	785	193	384	0.503	38	105	0.362	37	57	0.649	13	58	71	170	24	4	43	43	461
16-17	WAS	24	57	0	703	116	255	0.455	31	70	0.443	22	29	0.759	7	40	47	100	11	5	48	54	285
15-16	UTA	23	64	0	1366	262	634	0.413	88	256	0.344	67	82	0.817	18	94	112	148	35	6	80	86	679
14-15	UTA	22	74	43	2288	370	1005	0.368	124	390	0.318	109	145	0.752	31	173	204	328	65	15	124	119	973
13-14	UTA	21	70	68	2262	341	897	0.380	111	336	0.330	102	113	0.903	37	171	208	396	42	6	131	145	895
CAREER			361	128	8528	1518	3723	0.408	448	1316	0.340	440	550	0.8	134	607	741	1301	210	43	475	505	3924

NBA PLAYOFF STATISTICS

YEAR	TM	AGE	G	GS	MP	FG	FGA	FG%	3P	3PA	3P%	FT	FTA	FT%	ORB	DRB	TRB	AST	STL	BLK	TOV	PF	PTS
16-17	WAS	24	3	0	20	0	4	0	0	2	0	0	0	0	0	0	0	5	0	0	0	2	0
CAREER			3	0	20	0	4	0	0	2	0	0	0	0	0	0	0	5	0	0	0	2	0

TRANSACTIONS: Early Entry candidate for 2013 NBA Draft after sophomore season at Michigan. Drafted by Minnesota in first round (ninth overall) of 2013 NBA Draft. Traded to Utah for Gorgui Dieng and Shabazz Muhammad, June 27, 2013. Traded to Washington for a 2021 second-round Draft pick, July 7, 2016. Signed by Knicks as a free agent, Oct. 11, 2017; waived, Oct. 14, 2017. Re-signed by Knicks, Jan. 14, 2018... Traded by the New York Knicks with Tim Hardaway Jr., Courtney Lee and Kristaps Porzingis to the Dallas Mavericks for DeAndre Jordan, Wesley Matthews, Dennis Smith Jr., a 2021 1st round draft pick and a 2023 1st round draft pick. (Top-10 protected) on Jan. 31, 2019... Signed with the 76ers on July 30, 2019.

PRO CAREER: Appeared in 361 games (128 starts), averaging 10.9 points, 2.1 rebounds and 3.6 assists in 23.6 minutes per game, while shooting .408 from the field, .340 from three-point range and .800 from the free-throw line.

2018-19 (NY/DAL): Appeared in 58 games (eight starts), averaging 10.9 points, 1.7 rebounds and 2.7 assists in 19.4 minutes per game... Shot .431 from the field, .352 from three-point range and .831 from the free-throw line... Notched a season-high 31 points at Orlando on Nov. 18... Posted a season-high 11 assists to go along with 29 points in a win at Boston on Nov. 21... Swiped a season-best two steals on nine occasions and blocked one shot seven times... Scored in double figures in 30 of his 58 games, including seven 20-plus point games.

2017-18 (NY): Played in 36 games (nine starts), averaging a career-high-tying 12.8 points, 2.0 rebounds and 4.7 assists in 21.8 minutes per game... Shot .503 from the field, .362 from behind the arc and .649 from the free-throw line... Tallied both a season and career-high 42 points (19-31 FG), while handing out 12 assists at Charlotte on March 26... Scored in double figures in 23 of his 36 games, including three 20-plus point performances... Posted at double-digit assists three times, including a season-high 15-assist performance vs. Detroit on March 31... G League (WES): Began the 17-18 season with the Knicks' G League affiliate, the Westchester Knicks, playing in and starting 26 games, while averaging 26.6 points, 3.3 rebounds, 5.5 assists and 1.9 steals in 37.0 minutes per game... Shot .488 from the field, .416 from three-point range and .831 from the free-throw line... Named December G League Performer of the Month.

2016-17 (WAS): Played in 57 games, averaging 5.0 points, 0.8 rebounds and 1.8 assists in 12.3 minutes per game... Shot .455 from the field, a career-best .443 from behind the arc and .759 from the free-throw line... Tallied a season-high 27 points on two occasions, first on Dec. 30 vs. Brooklyn (10-12 FG) and later on April 12 at Miami (10-13 FG)... Posted 18 points (7-9 FG) in a win at Boston on Nov. 9... Handed out season-high five assists twice.

2015-16 (UTA): Appeared in 64 games, posting averages of 10.6 points, 1.8 rebounds and 2.3 assists in 21.3 minutes per game... Shot .413 from the field, .344 from three-point range and .817 from the free-throw line... Tallied a season-high 27 points in a win vs. Portland on Dec. 31... Totaled four other 20-plus point performances, for five on the season... Scored in double figures in 41 of his 64 games... Dished out a season-high seven assists twice, first on Dec. 5 vs. Indiana and again on Feb. 18 at Washington... Collected a season-best seven rebounds on Nov. 20 at Dallas... Swiped two steals seven times.

2014-15 (UTA): Played in 76 games (43 starts), averaging a career-high-tying 12.8 points, 2.7 rebounds and 4.3 assists in 30.1 minutes per game... Shot .368 from the field, .318 from three-point range and .752

from the free-throw line... Posted 20-or-more points on 11 occasions, including a season-high 28-point performance (10-16 FG, 4-6 3FG) in a win at Minnesota on Jan. 3... Registered three point-assist double-doubles over the course of the season; 11 points, 11 assists on Nov. 12 at Atlanta, 18 points, 10 assists on Nov. 24 vs. Chicago and 13 points, 11 assists on Dec. 5 vs. Orlando... Swiped his career-high four steals on two occasions.

2013-14 (UTA): As a rookie, appeared in 70 games (68 starts), averaging career highs of 12.8 points, 3.0 rebounds and 5.7 assists in 32.3 minutes per game... Shot .380 from the field, .330 from three-point range and a career-best .903 from the free-throw line... Named to the All-Rookie First Team at the end of the season and was selected Western Conference Rookie of the Month three times (Dec., Jan., April)... Posted a season-high 32 points, to go along with seven rebounds and nine assists at Minnesota on April 16... Tallied 30 points (12-20 FG), seven rebounds and eight assists at Orlando on Dec. 18... Scored 20-plus points 12 times and 10-plus on 48 occasions... Handed out a career-high 15 assists on April 6 at Golden State and reached double-figure assists seven total times as a rookie... Had a season-high three steals at New Orleans on March 28.

PLAYOFFS: Appeared in three games during the 2017 NBA Playoffs with Washington.

COLLEGE: MICHIGAN (2011-13): In two honor-laden seasons at Michigan, averaged 16.9 points and 5.7 assists over 35.7 minutes per game across 73 games (72 starts)... Played both seasons at Michigan alongside former NBA teammate Tim Hardaway Jr.... 2012-13: Named team captain as a sophomore, started all 39 games and averaged team highs of 18.6 ppg and 6.7 apg over 35.3 mpg in leading Michigan to 2013 NCAA Championship Game... Rang up single-season school record 260 assists... Hit game-tying three pointer to force overtime in 87-85 win over Kansas to advance to Elite Eight (March 29 at Arlington)... Scored a game-high 24 points in 82-76 Championship Game loss to Louisville, April 8 at Atlanta... Named to 2013 NCAA Final Four All-Tournament Team... NCAA South Regional Most Outstanding Player... Consensus 2013 National Player of the Year, winning the 2013 Naismith National Player of the Year, John R. Wooden National Player of the Year, Sports Illustrated National Player of the Year, Oscar Robertson National Player of the Year and Associated Press National Player of the Year awards, along with Bob Cousy Award as nation's top point guard... Consensus All-American, named to John R. Wooden All-America Team and Associated Press All-America First Team... 2013 Big Ten Player of the Year and All-Big Ten First Team... 2011-12: Played in all 34 games (33 starts) as a freshman, leading team with 14.8 ppg to earn Big Ten Freshman of the Year and Big Ten All-Freshman Team honors.

OFF THE COURT: Alfonso Clark Burke III... Member of 2014 USA Men's Select Team that trained against the USA Basketball Men's National Team prior to the 2014 FIBA World Cup... Three-year starter at Northland High School in Columbus, Ohio and helped lead school to 2009 OHSA Division I State Championship... Associated Press Ohio Mr. Basketball (2011)... All-City first team in 2011, second team in 2010... Participated in NBA's Basketball Without Borders Africa 2015 and in the first-ever NBA Africa Game that summer... Visited the Philippines to help host basketball clinics as part of NBA Cares... Active in YMCAs and Boys & Girls Clubs in Columbus during the offseason.

PLAYERS

#21 JOEL EMBIID

HEIGHT 6' 11.75"
 WEIGHT 280
 YEARS PRO 3
 FROM KANSAS/CAMEROON
 BORN 3/16/94

CAREER HIGHS

PTS	46	at LAL	11/15/17
FG	16	vs. LAC	11/1/18
FGA	32	vs. LAC	11/1/18
3FG	6	at POR	12/28/17
3FGA	13	at MIL	3/17/19
FT	20	vs. BOS	3/20/19
FTA	23	vs. DET	11/3/18
OR	8	vs. IND	12/14/18
DR	17	vs. DET	11/3/18
TR	22	vs. BOS	3/20/19
AST	10	at ORL	11/14/18
STL	3 (7)	at MIL	3/17/19
BLK	7	at LAL	11/15/17
MIN	48:39	vs. OKC	12/15/17

PLAYOFF HIGHS

PTS	33	vs. TOR	5/2/19
FG	12 (2)	at BRK	4/20/19
FGA	26	vs. BOS	5/5/18
3FG	3 (2)	vs. TOR	5/2/19
3FGA	6 (3)	@ TOR	5/12/19
FT	12 (2)	vs. TOR	5/2/19
FTA	18	vs. BRK	4/13/19
OR	6	vs. BOS	5/5/18
DR	13	vs. BOS	5/5/18
TR	19	vs. BOS	5/5/18
AST	7 (2)	vs. TOR	5/5/19
STL	2 (3)	vs. TOR	5/5/19
BLK	6	@ BRK	4/20/19
MIN	45:12	@ TOR	5/12/19



NBA REGULAR SEASON STATISTICS

YEAR	TM	AGE	G	GS	MP	FG	FGA	FG%	3P	3PA	3P%	FT	FTA	FT%	ORB	DRB	TRB	AST	STL	BLK	TOV	PF	PTS
18-19	PHI	24	64	64	2154	580	1199	0.484	79	263	0.300	522	649	0.804	160	711	871	234	46	122	226	211	1761
17-18	PHI	23	63	63	1912	510	1056	0.483	66	214	0.308	359	467	0.769	143	547	690	199	40	111	234	209	1445
16-17	PHI	22	31	31	786	200	429	0.466	36	98	0.367	191	244	0.783	61	182	243	66	27	76	117	112	627
CAREER:			158	158	4852	1290	2684	0.481	181	575	0.315	1072	1360	0.788	364	1440	1804	499	113	309	577	532	3833

NBA PLAYOFF STATISTICS

YEAR	TM	AGE	G	GS	MP	FG	FGA	FG%	3P	3PA	3P%	FT	FTA	FT%	ORB	DRB	TRB	AST	STL	BLK	TOV	PF	PTS
18-19	PHI	24	11	11	334	68	159	0.428	12	39	0.308	74	90	0.822	21	94	115	37	8	25	40	34	222
17-18	PHI	23	8	8	278	60	138	0.435	8	29	0.276	43	61	0.705	23	78	101	24	7	14	29	31	171
CAREER:			19	19	612	128	297	0.431	20	68	0.294	117	151	0.775	44	172	216	61	15	39	69	65	393

TRANSACTIONS: Selected with the third overall pick by Philadelphia in the 2014 NBA Draft...Signed a five-year contract extension with Philadelphia on 10/10/17.

PRO CAREER: Appeared in 156 (all starts) averaging 24.2 points, 11.4 rebounds, 3.1 assists and 1.9 blocks in 30.7 minutes played per game, while shooting .481 from the field, .316 from three-point range and .791 from the free-throw line.

2018-19 (PHI): Appeared in 64 games (all starts) averaging career highs in points (27.5), rebounds (13.6), assists (3.7), while blocking 1.9 shots in 33.7 minutes per game and shooting .484 from the field, .303 from three-point range and .804 from the free-throw line...Selected as an All-Star starter for the second consecutive season...Named Kia Eastern Conference Player of the Month for games played in January...Named Eastern Conference Player of the Week for games played between Dec. 31 and Jan. 6...Only player in the league to average at least 27.0 points, 13.0 rebounds and 3.0 assists per game...His 27.5 points per game ranked fourth in the league...His 13.6 rebounds per game ranked second in the league...Scored a season-high 42 points on two occasions, vs. Charlotte (11/9) and at Phoenix (1/2)...Brought down a career-high 22 rebounds vs. Boston (3/20)...Dished out a career-high 13 assists versus Milwaukee (4/4)...Stole the ball a career-high-tying three times on four occasions, vs. Phoenix (11/19), at Phoenix (1/2), at Milwaukee (3/17) and vs. Brooklyn (3/28)...Blocked a season-high six shots at New York (1/13)...Recorded his first career triple-double at Orlando (11/14) with 29 points, 13 rebounds and 10 assists...Became the third player in NBA history to put up stat line of 34 points, 13 rebounds, 13 assists, three blocks and three steals...Posted a career-best 58 double-doubles, which were the fourth-most in the league and most by a Philadelphia player in a single season since Hall of Famer Charles Barkley (61) in 1988-89...One of three players league wide to post multiple games with at least 30 points and 20 rebounds...Had a league-best 28 double-doubles with at least 30 points and 10 rebounds...Had a league-best 47 double-doubles with at least 20 points and 10 rebounds...Posted seven first-half double-doubles, which were tied for the third-most in the league...One of 11 players league wide to score at least 40 points in five-or-more contests...Put up 30-plus points in 29 games, the fourth-most in the league...Dropped 20-plus points in 54 games, tied for the ninth-most...Brought down at least 20 rebounds in a career-high three games...Collected 15-plus rebounds in a career-best 23 contests...Reached double figures in rebounds in 58 games...Handed out five-or-more assists in a career-high 20 games...Blocked multiple shots in 34 games...Had multiple steals in 10 contests...Was a season-best +30 on two occasions, vs. Washington (11/30) and vs. Detroit (12/10)...His 7.4 points per first quarter finished as the fifth-best average in the league...His 6.3 points per fourth quarter finished as the 16th-best average in the league...His player impact estimate of 19.6 was the third-best in the league...Had the second-highest usage percentage in the league at 32.4...Sixth-best rebound percentage in the league at 19.1...Fifth-best defensive rebound percentage at 29.2.

2017-18 (PHI): Appeared in 63 games (63 starts), averaging career highs in points (22.9), rebounds (11.0) and assists (3.2), while blocking 1.8 shots in a career-high 30.3 minutes per game...Named 2017-18 All-NBA Second Team, becoming the 14th player in franchise history earn All-NBA Team honors...Named 2017-18 NBA All-Defensive Second Team...Only player in the NBA to average 22.0, 11.0 and 3.0 and first 76er to do so since Charles Barkley in 1986-87...Shot a career-high .483 from the field and shot .769 from the free-throw line and .308 from three-point range...Scored a career-high 46 points at L.A. Lakers (11/15)...Grabbed a career-high 20 rebounds vs. Charlotte (3/19)...Dished out a career-high eight assists at Minnesota

(12/12)...Tied his career-high for steals in a single game with three vs. Atlanta (11/1) and at Chicago (2/22)...Blocked a career-high seven shots at L.A. Lakers (11/15)...Embiid's seven blocks the second-most by any player in a single game in 17-18, one of five players to hit the mark...Played a career-high 48:39 minutes vs. Oklahoma City (12/15)...Reached double figures in points in career-high 62 games...Scored 20-plus points in career-high 43 contests...Had a career-high eight games where he scored 30-or-more points...Brought down at least 10 rebounds in a career-high 38 games...Collected 15-or-more rebounds on a career-high 10 separate occasions...Dished out five-plus assists in a career-high 13 contests...Had a career-high nine multi-steal games...Blocked multiple shots in a career-high 32 games, tied for ninth in the NBA...Posted a career-high 38 double-doubles...Just 10 NBA players had more double-doubles than him and his 38 were the most by a 76ers player since Chris Webber recorded 38 in 2005-06...Became the first player in NBA history (since blocks were first recorded) to total at least 46 points, 15 rebounds, seven assists and seven blocks in a single game at L.A. Lakers (11/15)...Recorded 25 points and 20 rebounds on March 19 vs. CHA, first 76er to have 20 points and 20 rebounds in the same game since 2010...Recorded 13 games with 10 points, five rebounds and five assists, sixth-most among NBA centers...Selected as a starter in the All-Star Game, scoring 19 points and recording eight rebounds with two blocks in his first appearance in the game...His 99.7 defensive rating was third among players playing at least 30 minutes per game...Named Player of the Week twice, from Jan. 15-21 and Feb. 5-11...Missed a total of 19 games due to injury, rehabilitation and load management.

2016-17 (PHI): Played in 31 games (all starts) averaging 20.2 points, 7.8 rebounds, 2.1 assists, and 2.4 blocks per game...Scored 20 points and brought down seven rebounds in first career game vs. OKC on 10/26...Recorded double-digit points in 30 games played, including a then career-high 33 on 12/18 vs. BRK...Season-high 14 rebounds on 1/11 vs. NYK, one of his nine double-doubles on the season...Notched at least one block in 30 of 31 games, including a season-high five on 1/16 @ MIL and 12/5 vs. DEN...Named Player of the Week on 1/23/17...Awarded Rookie of the Month honors in Nov., Dec., and Jan...Was the only player in the league to average 20 points, 7.5 rebounds and 2.5 blocks per game...Scored 20-or-more points in 10 consecutive games (Dec. 23-Jan. 18), becoming the first NBA rookie with such a streak since the Clippers' Blake Griffin did so in 14 straight games during the 2010-11 season...One of 10 NBA players with multiple games with 20 points, 10 rebounds, two steals and two blocks...One of 17 NBA players with at least 75 blocks and 25 steals...Made NBA All-Rookie First Team.

PLAYOFFS: 2018: Appeared in eight games (eight starts) averaging 21.4 points, 12.6 rebounds, 3.0 assists and 1.8 blocks in 34.8 minutes per game, while shooting .435 from the field, .276 from three-point range and .705 from the free-throw line...Became the first 76er since Hall of Famer Charles Barkley in 1991 to average at least 20 points and 10 rebounds in a single postseason...Scored a playoff-high 31 points in Game 1 of the Second Round at Boston (4/30), becoming the first 76ers to score 30-plus points in playoff game since Andre Miller on April 22, 2009...Grabbed a playoff-high 19 rebounds in Game 3 of the Second Round vs. Boston (5/5)...Dished out a playoff-high five assists on two occasions, in Game 1 of the Second Round at Boston (4/30) and Game 2 of the Second Round at Boston (5/3)...Blocked a playoff-high five shots in Game 4 of the First Round at Miami (4/21)...Reached double figures in points in all eight games, including five games with 20 or more points...Brought down 10-plus rebounds on seven occasions. 2019: Appeared in 11 games (11 starts) averaging 20.2 points, 10.5 rebounds, 3.4 assists and 2.3 blocks in 30.4 minutes per game, while shooting .428 from the field, .308 from three-point range

PLAYERS

CONTINUED ON PAGE 80



#11 JAMES ENNIS III

HEIGHT 6' 6"
WEIGHT 215
YEARS PRO 5
FROM LONG BEACH STATE/USA
BORN 7/1/90

CAREER HIGHS

PTS	29	vs. CHI	4/11/16
FG	11	at MIN	4/13/16
FGA	20 (2)	at MIN	4/13/16
3FG	6	at MIN	4/13/16
3FGA	11	at MIN	4/13/16
FT	7	at PHO	12/26/17
FTA	8	vs. WAS	1/5/18
OR	7	vs. LAC	11/4/16
DR	9 (2)	at HOU	10/23/17
TR	12 (2)	vs. WAS	10/30/16
AST	6	at PHI	4/15/15
STL	4 (4)	at PHO	2/4/19
BLK	2 (12)	at CHI	3/16/19
MIN	48:00	at PHI	4/15/15

PLAYOFF HIGHS

PTS	13	at TOR	4/29/19
FG	5	vs. BRK	4/23/19
FGA	10 (2)	at TOR	4/29/19
3FG	3 (2)	vs. TOR	5/5/19
3FGA	7	vs. TOR	5/5/19
FT	5	at SA	4/17/17
FTA	6	at SA	4/17/17
OR	3	at BRK	4/18/19
DR	6 (2)	vs. TOR	5/9/19
TR	8 (2)	vs. TOR	5/9/19
AST	3 (2)	vs. TOR	5/9/19
STL	2	at SA	4/17/17
BLK	1 (5)	vs. TOR	5/9/19
MIN	31:58	vs. SA	4/17/17



NBA REGULAR SEASON STATISTICS

YEAR	TM	AGE	G	GS	MP	FG	FGA	FG%	3P	3PA	3P%	FT	FTA	FT%	ORB	TRB	AST	STL	BLK	TOV	PF	PTS	
18-19	TOT	28	58	27	1230	138	294	0.469	55	156	0.353	58	81	0.716	60	122	182	41	41	23	34	150	389
18-19	HOU	28	40	25	949	104	211	0.493	44	120	0.367	42	58	0.724	37	80	117	27	38	16	23	111	294
18-19	PHI	28	18	2	281	34	83	0.410	11	36	0.306	16	23	0.696	23	42	65	14	3	7	11	39	95
17-18	TOT	27	72	22	1604	182	384	0.474	51	153	0.333	97	116	0.836	73	151	224	71	47	18	56	134	512
17-18	MEM	27	45	14	1053	108	222	0.486	30	84	0.357	64	73	0.877	53	104	157	49	32	12	38	81	310
17-18	DET	27	27	8	551	74	162	0.457	21	69	0.304	33	43	0.767	20	47	67	22	15	6	18	53	202
16-17	MEM	26	64	28	1501	146	321	0.455	51	137	0.372	86	110	0.782	69	190	259	64	46	19	59	165	429
15-16	TOT	25	22	5	329	54	113	0.478	26	58	0.448	25	34	0.735	21	42	21	16	5	19	28	159	
15-16	MIA	25	3	0	7	0	0	0.0	0	0	0.0	0	0	0.0	0	0	1	0	0	0	1	0	
15-16	MEM	25	10	0	40	4	13	0.308	2	8	0.250	6	10	0.6	4	3	7	2	4	2	2	1	16
15-16	NOP	25	9	5	282	50	100	0.500	24	50	0.480	19	24	0.792	17	18	35	18	12	3	17	26	143
14-15	MIA	24	62	3	1051	101	247	0.409	31	95	0.326	79	94	0.84	51	125	176	48	25	17	39	89	312
CAREER			278	85	5715	621	1359	0.457	214	599	0.357	345	435	0.793	274	609	883	245	175	82	207	566	1801

NBA PLAYOFF STATISTICS

YEAR	TM	AGE	G	GS	MP	FG	FGA	FG%	3P	3PA	3P%	FT	FTA	FT%	ORB	DRB	TRB	AST	STL	BLK	TOV	PF	PTS
16-17	PHI	28	11	0	232	31	64	0.484	9	32	0.281	12	19	0.632	16	26	42	12	4	3	10	31	83
16-17	MEM	26	6	4	159	16	38	0.421	6	19	0.316	12	14	0.857	8	17	25	7	5	2	7	20	50
CAREER			17	4	391	47	102	0.461	15	51	0.294	24	33	0.727	24	43	67	19	9	5	17	51	133

TRANSACTIONS: Selected by Atlanta with the 50th overall pick in the 2013 NBA Draft before his rights were traded to Miami in exchange for a future second-round pick... Traded by Miami to Memphis along with Mario Chalmers in exchange for Beno Udrih and Jarnell Stokes on 11/10/15... Waived by Memphis on 3/2/16... Signed a 10-day contract with New Orleans on 3/30/16 and for the remainder of the season on 4/9/16... Signed as a free agent with Memphis on 7/13/16... Traded by Memphis to Detroit in exchange for Bruce Johnson and a future second-round pick on 2/8/18... Signed as a free agent with Houston on 7/13/18... Acquired by Philadelphia via trade from Houston in exchange for draft considerations on 2/7/19.

PRO CAREER: Appeared in 278 games (85 starts) averaging 6.5 points and 3.2 rebounds in 20.6 minutes per game, while shooting .457 from the field, .357 from three-point range and .793 from the free-throw line.

2018-19 (HOU/PHI): Appeared in 58 games (27 starts) averaging 6.7 points and 3.1 rebounds in 21.2 minutes per game, while shooting .469 from the field, .353 from three-point range and .716 from the free-throw line... Scored a season-high 19 points vs. Golden State (11/15)... Brought down a season-high eight rebounds on two occasions, vs. Toronto (1/25) and at Dallas (4/1)... Handed out a season-high three assists at Dallas (4/1)... Had a career-high-tying four steals on two occasions, at Philadelphia (1/21) and at Phoenix (2/4)... Blocked a career-high-tying two shots on five occasions, at Denver (11/13), at Dallas (12/8), at New York (1/23), at Chicago (3/6) and at Atlanta (4/3)... His 27 starts were the second-most he had in a single season... Reached double figures in points 15 contests... Collected five-or-more rebounds in 14 games... Made multiple threes in a career-high 16 games.

2017-18 (HOU): In 72 games with 22 starts for Memphis and Detroit, averaged 7.1 points, 3.1 rebounds and 1.0 assists in 22.3 minutes per game while shooting 47.4% from the floor, 33.3% from 3-point range and 83.6% from the line... Appeared in 45 games for Memphis prior to being traded to Detroit on 2/8/18... Played 27 games for the Pistons over the remainder of the season... Missed seven games with a right calf strain (1/19-1/29/18), one game with illness (1/31/18) and one game with a right hand contusion (4/1/18)... Recorded two DNP-CD's and missed one game while the trade was processing... Scored in double-figures 23 times, including a season-high 21 points on 8-of-9 shooting (4-4 3FGs) at Orlando on 3/2/18... Recorded his only double-double with 14 points and 11 rebounds at Houston on 10/12/17... Played at least 23 minutes 35 times, averaging 9.3 points and 4.3 rebounds in 28.3 minutes per game while shooting 51.1% from the floor and 37.8% from 3-point range.

2016-17 (MEM): In 64 games with 28 starts, averaged 6.7 points, 4.0 rebounds and 1.0 assists in 23.5 minutes per game while shooting 45.5% from the floor, 37.2% from 3-point range and 78.2% from the line... Scored in double-figures 15 times and grabbed 10+ rebounds four times with one double-double.

2015-16 (MIA/MEM/NO): In 22 games with five starts for Miami, Memphis and New Orleans, averaged 7.2 points, 1.9 rebounds and 1.0 assists in 15.0 minutes per game while shooting 47.8% from the floor,

44.8% from 3-point range and 73.5% from the line... Was inactive (Coach's Decision) three times and recorded 21 DNP-CD's... Appeared in three games for Miami before being traded to Memphis... Played in 10 games for Memphis before being waived and eventually signing with New Orleans for the final nine games of the season... Spent the final nine games with New Orleans, averaging 15.9 points, 3.9 rebounds, 2.0 assists and 1.33 steals in 31.3 minutes per game while shooting 50.0% from the floor, 48.0% from 3-point range and 79.2% from the line... Scored in double-figures eight times, including 20+ twice... Appeared in 24 games with 21 starts for the Iowa Energy of the NBA D-League, averaging 18.8 points, 6.0 rebounds and 2.6 assists in 33.3 minutes per game while shooting 45.4% from the floor, 32.1% from 3-point range and 69.7% from the line.

2014-15 (MIA): In 62 games with three starts, averaged 5.0 points and 2.8 rebounds in 17.0 minutes per game while shooting 40.9% from the floor, 32.6% from 3-point range and 84.0% from the line... Missed one game with a right knee sprain (2/11/15) and recorded 19 DNP-CD's... Made his first career start at Atlanta on 11/14/14... Scored in double-figures eight times... Recorded his first career double-double with 17 points and 12 rebounds in the season finale at Philadelphia on 4/15/15.

PLAYOFFS: 2017: Appeared in six games (four starts) averaging 8.3 points, 4.2 rebounds, 1.2 assists, 0.8 steals and 0.3 blocks per game, while shooting .421 from the field, .857 from the free-throw line and .316 from the charity stripe... Scored a playoff-high 12 points in Game 3 of the first round at San Antonio on 4/20/17... Brought down a playoff-high eight rebounds in Game 2 of the first round vs. San Antonio on 4/17/17... Dished out a playoff-high two assists one two separate occasions; Game 2 of the first round vs. San Antonio on 4/17/17 and Game 5 of the first round at San Antonio on 4/25/17... Recorded a playoff-high two steals in Game 2 of the first round vs. San Antonio on 4/17/17... Has blocked one shot on two spate occasions; Game 1 of the first at San Antonio on 4/15/17 and Game 4 of the first round vs. San Antonio on 4/22/17.

2019: Appeared in 11 games averaging 7.5 points, 3.8 rebounds and 1.1 assists in 21.1 minutes per game... He shot .484 from the field, .281 from three-point range and .632 from the free-throw line... Posted a playoff career-high 13 points, while adding six rebounds on 4/29 at TOR... Tied a playoff career-high with eight rebounds on 5/19 vs. TOR... Handed out a playoff career-best three assists on two occasions.

INTERNATIONAL: 2013-14 (AUSTRALIA): In 33 games for Perth of the Australian National Basketball League, averaged 21.3 points, 7.2 rebounds, 2.1 assists and 1.4 steals while leading the Wildcats to the championship... Named Australiabasket.com's All-Australian NBL Player of the Year... Finished third in MVP voting... In 12 games for Piratas de Quebradillas of the Puerto Rican league, averaging 16.6 points, 8.3 rebounds, 2.5 assists and 1.8 steals.

COLLEGE: LONG BEACH STATE (2011-13): Spent his final two seasons at California State, University Long Beach after beginning his collegiate career at Oxnard College and Ventura College... As a senior at Cal State Long Beach, averaged 16.5 points, 6.7 rebounds, 2.1 assists, 1.8 steals and

CONTINUED ON PAGE 80

#12 TOBIAS HARRIS

HEIGHT 6' 7.5"
WEIGHT 230
YEARS PRO 8
FROM TENNESSEE/USA
BORN 7/15/92

CAREER HIGHS

PTS	39	vs. POR	12/17/18
FG	15	vs. POR	12/17/18
FGA	24 (4)	at HOU	3/15/18
3FG	7	vs. IND	12/26/17
3FGA	11 (2)	vs. GS	3/2/19
FT	11	vs. GS	1/18/19
FTA	12 (3)	vs. GS	1/18/19
OR	7	vs. MIL	4/10/13
DR	19	vs. LAL	1/24/14
TR	20	vs. LAL	1/24/14
AST	9	at SA	1/20/19
STL	5	at DET	11/17/14
BLK	3 (13)	vs. DEN	10/17/18
MIN	46:17	vs. OKC	10/30/15

PLAYOFF HIGHS

PTS	29	at BRK	4/18/19
FG	11	at BRK	4/18/19
FGA	23	vs. TOR	5/5/19
3FG	6	at BRK	4/18/19
3FGA	13	vs. TOR	5/5/19
FT	7 (2)	vs. BRK	4/15/19
FTA	8	at CLE	4/20/16
OR	4	at TOR	4/27/19
DR	15	at BRK	4/18/19
TR	16	at BRK	4/18/19
AST	6 (3)	at TOR	4/27/19
STL	3 (2)	vs. TOR	5/5/19
BLK	2 (2)	vs. TOR	5/2/19
MIN	43:26	at BRK	4/20/19



NBA REGULAR SEASON STATISTICS

YEAR	TM	AGE	G	GS	MP	FG	FGA	FG%	3P	3PA	3P%	FT	FTA	FT%	ORB	DRB	TRB	AST	STL	BLK	TOV	PF	PTS
18-19	TOT	26	82	82	2847	611	1254	0.487	156	393	0.397	266	307	0.866	69	576	645	229	51	37	151	184	1644
18-19	LAC	26	55	55	1903	424	855	0.496	112	258	0.434	192	219	0.877	37	395	432	150	40	24	109	123	1152
18-19	PHI	26	27	27	944	187	399	0.469	44	135	0.326	74	88	0.841	32	181	213	79	11	13	42	61	492
17-18	TOT	25	80	80	2668	562	1221	0.460	183	445	0.411	179	216	0.829	58	379	437	192	71	35	105	164	1486
17-18	DET	25	48	48	1563	320	709	0.451	113	276	0.409	115	136	0.846	36	208	244	94	34	15	51	91	868
17-18	LAC	25	32	32	1105	242	512	0.473	70	169	0.414	64	80	0.8	22	171	193	98	37	20	54	73	618
16-17	DET	24	82	82	2567	511	1063	0.481	109	314	0.347	190	226	0.841	63	353	416	142	60	39	96	133	1321
15-16	TOT	23	76	74	2513	417	889	0.469	80	239	0.335	202	243	0.831	96	414	510	169	65	40	108	153	1116
15-16	ORL	23	49	49	1601	251	541	0.464	47	151	0.311	120	153	0.784	71	271	342	99	47	28	78	91	669
15-16	DET	23	27	25	903	166	348	0.477	33	88	0.375	82	90	0.911	25	143	168	70	18	12	30	62	447
14-15	ORL	22	68	63	2369	442	949	0.466	87	239	0.364	193	245	0.788	73	357	430	124	69	36	115	134	1164
13-14	ORL	21	61	36	1850	332	716	0.464	32	126	0.254	197	244	0.807	88	336	424	82	41	24	78	143	893
12-13	TOT	20	55	34	1299	232	512	0.455	34	108	0.315	103	137	0.752	73	214	287	69	32	44	66	120	603
12-13	MIL	20	28	14	325	53	115	0.461	7	21	0.333	23	26	0.885	17	40	57	13	8	7	18	31	136
12-13	ORL	20	27	20	974	180	397	0.453	27	87	0.310	83	111	0.721	56	174	230	56	24	37	48	89	467
11-12	MIL	19	42	9	479	79	169	0.467	6	23	0.261	44	54	0.815	30	71	101	22	13	7	31	45	208
CAREER			546	426	16592	3187	6773	0.471	687	1887	0.364	1374	1672	0.822	550	2700	3250	1029	402	262	750	1076	8435

NBA PLAYOFF STATISTICS

YEAR	TM	AGE	G	GS	MP	FG	FGA	FG%	3P	3PA	3P%	FT	FTA	FT%	ORB	DRB	TRB	AST	STL	BLK	TOV	PF	PTS
18-19	PHI	26	12	12	443	71	167	0.425	22	63	0.349	22	26	0.846	12	97	109	48	13	6	19	30	186
15-16	DET	23	4	4	156	21	46	0.457	4	12	0.333	12	13	0.923	6	32	38	12	3	3	6	11	58
CAREER			16	16	599	92	213	0.432	26	75	0.347	34	39	0.872	18	129	147	60	16	9	25	41	244

TRANSACTIONS: Drafted by the Charlotte Bobcats in the first-round (19th pick) of the 2011 NBA Draft... As part of a three-team trade, traded by the Charlotte Bobcats with Stephen Jackson and Shaun Livingston to the Milwaukee Bucks; the Milwaukee Bucks traded Corey Maggette to the Charlotte Bobcats; the Milwaukee Bucks traded Jimmer Fredette and John Salmons to the Sacramento Kings; the Sacramento Kings traded Bismack Biyombo to the Charlotte Bobcats; and the Sacramento Kings traded Beno Udrih to the Milwaukee Bucks on 6/23/11... Traded by the Milwaukee Bucks with Doran Lamb, Beno Udrih and cash to the Orlando Magic for Gustavo Ayon, J.J. Redick and Ishmael Smith on 2/21/13... Signed a multi-year contract with the Orlando Magic on 7/14/15... Traded by the Orlando Magic to the Detroit Pistons for Ersan Ilyasova and Brandon Jennings on 2/16/16... Traded by the Detroit Pistons with Avery Bradley, Boban Marjanović, a 2018 1st round draft pick (Miles Bridges was later selected) and a 2019 2nd round draft pick to the Los Angeles Clippers for Blake Griffin, Brice Johnson and Willie Reed on 1/29/18... Traded by the Los Angeles Clippers with Boban Marjanović and Mike Scott to the Philadelphia 76ers for Wilson Chandler, Mike Muscala, Landry Shamet, a 2020 first-round draft pick, a 2021 first-round draft pick, a 2021 second-round draft pick and a 2023 second-round draft pick on 2/6/19.

PRO CAREER: Appeared in 546 games (426 starts) averaging 15.4 points, 6.0 rebounds and 1.9 assists in 30.4 minutes per game, while shooting .471 from the field, .364 from three-point range and .822 from the free-throw line.

2018-19 (LAC-PHI): Appeared in 82 games (all starts) averaging career highs in points (20.0) and rebounds (7.9) to go along with 2.8 assists in 34.7 minutes per game, while shooting .487 from the field, .397 from the three-point range and .866 from the free-throw line... Named Kia Western Conference Player of the Month for games played in October and November... Scored a career-high 39 points vs. Portland (12/17)... Brought down a career-high 12 rebounds on two occasions, at Memphis (12/5) and versus Orlando (3/5)... Dished out a career-high nine assists at San Antonio (1/20)... Had a season-high four steals at Phoenix (1/4)... Blocked a career-high-tying three shots vs. Denver (10/17)... Posted a career-high 15 double-doubles... Scored 30-plus points in a career-high eight games... Put up 20-plus points in a career-high 44 contests... Reached double figures in points in 76 of his 82 games played... Grabbed 10-or-more rebounds in a career-best 18 games... Handed out at least five assists in a career-high 11 games... Made multiple threes in 49 games... Had a perfect free-throw percentage in 40 games, which were tied for the sixth-most occurrences in the league.

2017-18 (DET-LAC): Appeared in 80 games (80 starts), averaging 18.6 points, 5.5 rebounds and 2.4 assists, while shooting .460 from the field, .411 from three-point range and .829 from the free-throw line in 33.4 minutes... Averaged career-highs in points per game (18.6), assists per game (2.4) and three-point percentage (.411)... Scored 20+ points a career-high 36 times in 80 appearances, (previously 22

in 82 appearances in 2016-17)... In 32 appearances with the Clippers, averaged 19.3 points, 6.0 rebounds and 3.1 assists while shooting .414 from three-point range. Only seven players in NBA history have averaged those totals for a complete season... Made Clippers debut on 2/3/18 vs. Chicago, tallying 24 points (10-19 FG, 3-6 3PT), four rebounds, two assists, one steal & one block in 33:35 minutes... became the 24th player in Clippers history to score 20+ points in their team debut and the first since Jamal Crawford in 2012-13... 2/14/18 at Boston, scored 30 points, first 30+ point game as a Clipper, 10th of his career and fifth of the season... Appeared in 48 games (all starts) for Detroit, averaging 18.2 points, 5.1 rebounds and 2.0 assists in 32.6 minutes... Recorded his 6,000th career point on 1/8/18 at New Orleans as a member of the Detroit Pistons... Tied a career-high with 34 points on 10/25/17 vs. Minnesota as a member of the Detroit Pistons.

2016-17 (DET): Appeared in a career-high 82 games (48 starts) and averaged a team-high 16.1 points (.481 FG, .347 3FG, .841 FT), 5.1 rebounds, 1.7 assists, 0.7 steals, 0.5 blocks and 31.1 minutes per game... In 48 games as a starter, averaged 15.9 points, 4.8 rebounds, 1.8 assists and 32.9 minutes per game... In 34 games off the bench, averaged 16.5 points (.502 FG, .389 3FG), 5.4 rebounds and 1.6 assists in 29.0 minutes per game... Among NBA league leaders, ranked T35th in field-goal percentage (career-high .481)... Scored 10-plus points 69 times and 20-plus points 22 times - both team highs... Grabbed 10-plus rebounds three times and recorded three double-doubles... Led the team in scoring a team-high 26 times and in rebounds four times... Scored a season-high 28 points vs. New York (3/11)... Was the only Piston and one of only 17 players in the NBA this season to play in all 82 games... Scored his 5,000th career point vs. Chicago (3/6/17) and made his 2,000th career field goal at Memphis (4/9)... Grabbed his 2,000th career rebound vs. New Orleans (2/1)... Averaged 17.9 points (.514 FG) and 4.8 rebounds in 13 games in January - his best offensive month of the season.

2015-16 (ORL/DET): Appeared in a career-high 76 games (74 starts) with Orlando and Detroit averaging 14.7 points, 6.7 rebounds, career-high 2.2 assists, 0.9 steals and 33.1 minutes per game... Played in 27 games (25 starts) with Detroit and averaged... 16.6 points (.477 FG, .375 3FG, .911 FT), 6.2 rebounds and 33.5 minutes per game... Among NBA league leaders, ranked 40th in free throw percentage (career-high .831)... Led the Pistons in scoring five times, in rebounds once and in assists three times... Overall, scored 10-plus points 64 times, 20-plus points 13 times and 30-plus points once... With the Pistons, scored 10-plus points 25 times and 20-plus points seven times... Also grabbed 10-plus rebounds twice with Detroit... Recorded career-high 12 double-doubles (10 with Orlando and two with Detroit)... Scored a season-high 30 points vs. Oklahoma City (10/30) and grabbed season-high 13 rebounds twice (at New Orleans (11/3) and vs. Utah (11/13))... Dished out season-high eight assists at Brooklyn (1/8) and recorded season-high four steals at Atlanta (1/18)... Tied career-high three blocks vs. Sacramento (11/21)... Recorded single-season career highs in rebounds

CONTINUED ON PAGES 80-81

#42 AL HORFORD

HEIGHT 6' 9.25"
WEIGHT 240
YEARS PRO 12
FROM FLORIDA/DOMINICAN REPUBLIC
BORN 6/3/86

CAREER HIGHS

PTS	34 (2)	vs. WAS	12/13/13
FG	15 (2)	vs. CHI	1/9/16
FGA	24	vs. WAS	2/4/15
3FG	5 (2)	at MEM	12/29/18
3FGA	11	vs. MIL	11/1/18
FT	10 (2)	vs. BOS	1/25/13
FTA	13	at CHI	11/11/08
OR	9	vs. SA	3/21/10
DR	17 (2)	vs. MIA	2/27/09
TR	22 (2)	at DET	2/25/13
AST	11	vs. PHO	12/2/17
STL	5 (3)	at DAL	10/30/13
BLK	7	vs. SAC	1/17/11
MIN	53:02	vs. SEA	11/16/07

PLAYOFF HIGHS

PTS	26 (3)	vs. PHI	4/30/18
FG	13	vs. MIL	4/28/18
FGA	21	vs. MIL	4/28/10
3FG	4	at WAS	5/4/17
3FGA	8	vs. BOS	5/6/19
FT	13	vs. MIL	4/15/18
FTA	14	vs. MIL	4/15/18
OR	8	vs. WAS	5/3/15
DR	14	vs. MIL	5/2/10
TR	17	vs. WAS	5/3/15
AST	10	vs. WAS	4/30/17
STL	5	vs. PHI	5/9/18
BLK	5 (3)	vs. BOS	4/19/16
MIN	46:26	at BOS	5/10/12



NBA REGULAR SEASON STATISTICS

YEAR	TM	AGE	G	GS	MP	FG	FGA	FG%	3P	3PA	3P%	FT	FTA	FT%	ORB	DRB	TRB	AST	STL	BLK	TOV	PF	PTS
18-19	BOS	33	68	68	1973	387	723	0.535	73	203	0.36	78	95	0.821	120	338	458	283	59	86	102	126	925
17-18	BOS	32	72	72	2277	368	753	0.489	97	226	0.429	94	120	0.783	103	428	531	339	43	78	132	138	927
16-17	BOS	31	68	68	2193	379	801	0.473	86	242	0.355	108	135	0.8	95	370	465	337	52	86	115	138	952
15-16	ATL	30	82	82	2631	529	1048	0.505	88	256	0.344	103	129	0.798	148	448	596	263	68	121	107	163	1249
14-15	ATL	29	76	76	2318	519	965	0.538	11	36	0.306	107	141	0.759	131	413	544	244	68	98	100	121	1156
13-14	ATL	28	29	29	958	238	420	0.567	4	11	0.364	58	85	0.682	66	178	244	76	27	44	64	56	528
12-13	ATL	27	74	74	2756	576	1060	0.543	3	6	0.500	134	208	0.644	195	562	757	240	78	78	147	163	1389
11-12	ATL	26	11	11	348	57	103	0.553	0	1	0	22	30	0.733	26	51	77	24	10	14	16	21	136
10-11	ATL	25	77	77	2704	513	921	0.557	2	4	0.500	150	188	0.798	182	536	718	266	59	80	119	193	1178
09-10	ATL	24	81	81	2845	467	847	0.551	1	1	1	213	270	0.789	236	563	799	189	59	91	122	225	1148
08-09	ATL	23	67	67	2242	312	594	0.525	0	1	0	149	205	0.727	145	479	624	163	53	95	103	190	773
07-08	ATL	22	81	77	2540	333	668	0.499	0	5	0	155	212	0.731	248	537	785	124	60	76	137	267	821
CAREER			786	782	25786	4678	8903	0.525	365	992	0.368	1371	1818	0.754	1695	4903	6598	2548	636	947	1264	1801	11092

NBA PLAYOFF STATISTICS

YEAR	TM	AGE	G	GS	MP	FG	FGA	FG%	3P	3PA	3P%	FT	FTA	FT%	ORB	DRB	TRB	AST	STL	BLK	TOV	PF	PTS
18-19	BOS	33	9	9	310	46	110	0.418	18	44	0.409	15	18	0.833	13	68	81	40	4	7	19	21	125
17-18	BOS	32	19	19	679	111	204	0.544	15	43	0.349	62	75	0.827	32	125	157	63	19	22	32	39	299
16-17	BOS	31	18	18	610	111	190	0.584	27	52	0.519	22	29	0.759	31	87	118	97	15	14	32	33	271
15-16	ATL	30	10	10	327	54	116	0.466	11	28	0.393	15	16	0.938	13	52	65	31	12	24	17	25	134
14-15	ATL	29	16	16	522	107	211	0.507	2	9	0.222	15	20	0.75	40	98	138	59	13	23	25	34	231
12-13	ATL	27	6	6	218	41	83	0.494	0	0	0	18	27	0.667	12	41	53	18	6	5	9	17	100
11-12	ATL	26	3	2	108	20	34	0.588	0	0	0	6	8	0.75	5	20	25	8	4	4	12	11	46
10-11	ATL	25	12	12	468	58	137	0.423	0	2	0	20	26	0.769	25	90	115	42	5	12	17	33	136
09-10	ATL	24	11	11	388	67	128	0.523	1	1	1	26	31	0.839	28	71	99	20	8	19	15	35	161
08-09	ATL	23	9	9	252	25	59	0.424	0	1	0	12	18	0.667	12	40	52	18	6	6	4	26	62
07-08	ATL	22	7	7	277	34	72	0.472	0	0	0	20	27	0.741	22	51	73	25	3	7	15	26	88
CAREER			120	119	4158	674	1344	0.501	74	180	0.411	231	295	0.783	233	743	976	421	95	143	198	300	1653

TRANSACTIONS: Drafted by Atlanta with the No. 3 overall pick in the 2007 NBA Draft... Signed with Boston on 7/8/16... Signed with Philadelphia on 7/10/19.

PRO CAREER: Has appeared in 786 career games (782 starts), averaging 14.1 points, 8.4 rebounds, 3.2 assists and 1.2 blocks in 32.8 minutes per game... Has shot .525 from the field, .368 from three-point range and .754 from the free-throw line.

2018-19 (BOS): Appeared in 68 games (all starts) and averaged 13.6 points, 6.7 rebounds, 4.2 assists and 1.3 blocks in 29.0 minutes per game...Shot 53.5% from the field, 36.0% from three and 82.1% from the free throw line...Netted a season-high 24 points against Toronto on Jan. 16 to go along with 7 rebounds, 1 assist and 2 blocks...Notched a season-high 17 rebounds on Feb. 21 to go along with 21 points against Milwaukee...Handed out a season-high 10 assists on Apr. 1 against Miami to go along with 19 points and 11 rebounds.

2017-18 (BOS): Appeared in 72 games (all starts) and averaged 12.9 points, 7.4 rebounds, 4.7 assists, and 1.08 blocks in 31.6 minutes per game...Shot 48.9 percent from the field, 42.9 percent from three and 78.3 percent from the free throw line...netted a season-high 27 points against Milwaukee on Oct. 26 to go along with nine rebounds and four assists...Notched a season-high 13 rebounds on Oct. 24 to go along with 13 points against New York...Tied his season-high with 13 rebounds against San Antonio on Oct. 30...Handed out a career-high 11 assists against Phoenix on Dec. 2 to go along with 14 points...Scored 21 points and grabbed 11 boards against Charlotte on Dec. 27...Named to his fifth All-Star game as a reserve for the 2017 NBA All-Star Game in Los Angeles...Hit the game-winning shot against Portland on Feb. 4 as he recorded 22 points, 10 boards and five assists...Scored his 10,000th career point against Chicago on Mar. 5...Set a new season-high with 14 boards to go along with 10 points against Washington on April. 10...Missed a total of nine games due to injury...Missed two games due to the NBA Concussion Protocol (11/8-11/10/17)...Missed one game due to concussion monitoring (1/24/18)...Missed two games due to rest (12/13/17, 4/6/18)...Missed one game due to left calf soreness (1/6/18)...Missed two games due to illness (3/11-3/14/18)...Missed one game due to a left ankle sprain (3/28/18)...Recorded 54 games with 10 or more points and 11 games with 20 or more points...Recorded 14 games of 10 or more rebounds and two games of 10 or more assists...Recorded a team-high 15 double-doubles on the season...Led of tied for the team lead in scoring five times, in rebounds 29 times, in assists 29 times, in steals 10 times, in blocks 33 times and in minutes 12 times.

2016-17 (BOS): In his first season with the Celtics, averaged 14.0 points (47.3% FG, 35.5% 3-PT, 80.0% FT), 6.8 rebounds, a career-high 5.0 assists, 1.3 blocked shots and 32.3 minutes in 68 games (all starts)...His 5.0 assists led all NBA centers...Was also the first Celtics center to average that many assists per game in a season since Dave Cowens did so in 1976-77...Led the team in rebounds 26 times, more than any other player on the team...Also led the team in assists 22 times, and in blocks on 35 separate occasions...Scored a season-high 27 points on 11-of-16 shooting at Philadelphia on March 19 for one of his 11 games of 20+ points...Recorded seven double-doubles, including a 17-point, 14-rebound performance at Memphis on Dec. 20...Hauled in a season-high 15 rebounds and scored 13 points vs. LAC on Feb. 5...Matched his career high of 10 assists on two occasions this season, most recently on march 1 against Cleveland 910 reb, 10 ast)...Made his Celtic debut against the Brooklyn Nets on Oct. 26 and recorded 11 points, five rebounds, six assists and four blocks in 27:08...recorded his 700th career block on Oct. 26 against Brooklyn...Missed nine games with a concussion but made his return to the court against Detroit on Nov. 19...In the game against Detroit he recorded both the game-winning lay-up and blocked a shot as the clock expired while finishing the contest with 18 points, 11 rebounds, five assists, two steals and three blocks.

2015-16 (ATL): Averaged 15.2 points, 7.3 rebounds, 3.2 assists and 1.5 blocks in 32.1 minutes (50.5 FG%, 34.4 3FG%, 79.8 FT%) in 82 starts...ranked 17th in the NBA in blocks per game, tied for 24th in FG% and tied for 39th in rpg...Scored in double-figures 74 times, including 14 20-point games (two 30-point nights)...Had 18 double-digit rebound games...Had 17 double-doubles (seven 20-point/10 rebound contests)...Led the team in scoring 14 times, rebounds on 23 occasions and assists 14 times...Posted single season career-highs in 3FGM (88), FT% (tied), blocks per game, games played and starts...Led the club in FGM (529), FG% (tied), games played and starts, while ranking second in rebounds per game and blocks per game, third in points per game, fourth in 3FGM and apg, and fifth in FTM (103)...Recorded 33 points, 10 rebounds, six assists, four blocks and one steal (career-high tying 15- 21 FGs, 1-3 3FGs, 2-2 FTs) against Chicago (Jan. 9)...Had 30 points, 14 rebounds, two assists, one steal and one block (11-15 FGs, career-high 5-7 3FGs, 3-4 FTs) at Houston (Dec. 29)...Named to the Eastern Conference All-Star team, his fourth appearance (second straight) in the midseason classic.

2014-15 (ATL): Saw action in 76 games (all starts), averaging 15.2 points, 7.2 rebounds, 3.2 assists and 1.3 blocks in 30.5 minutes (53.8 FG%, 75.9 FT%), while being named to his third NBA All-Star Game... Ranked sixth in the NBA in FG% tied for 17th in FGM (519), tied for

CONTINUED ON PAGES 81-82

Philadelphia

SIXERS.COM | 57

#30 FURKAN KORKMAZ

HEIGHT 6' 7"
WEIGHT 202
YEARS PRO 2
FROM BANVIT B.K./TURKEY
BORN 7/24/97

CAREER HIGHS

PTS	18 (2)	vs. BRK	12/12/18
FG	8	vs. BRK	12/12/18
FGA	14	vs. BRK	12/12/18
3FG	4 (2)	at WAS	1/9/19
3FGA	9	at POR	12/30/18
FT	6 (2)	vs. TOR	2/5/19
FTA	6 (2)	vs. TOR	2/5/19
OR	3	at WAS	1/9/19
DR	6 (3)	vs. MIN	1/15/19
TR	7	vs. DET	12/10/18
AST	6	vs. BRK	12/12/18
STL	3 (3)	at POR	12/30/18
BLK	1 (3)	at CLE	12/16/18
MIN	34:40	vs. BRK	12/12/18

PLAYOFF HIGHS

PTS	7 (2)	vs. BRK	4/23/19
FG	3	vs. BRK	4/23/19
FGA	6 (2)	at TOR	4/27/19
3FG	1 (4)	at TOR	4/27/19
3FGA	4	at TOR	4/27/19
FT	2 (2)	at TOR	4/27/19
FTA	2 (2)	at TOR	4/27/19
OR	--	--	--
DR	4	at TOR	4/27/19
TR	4	at TOR	4/27/19
AST	3	at TOR	4/27/19
STL	--	--	--
BLK	1	vs. BRK	4/15/19
MIN	12:00	vs. BRK	4/23/19



NBA REGULAR SEASON STATISTICS

YEAR	TM	AGE	G	GS	MP	FG	FGA	FG%	3P	3PA	3P%	FT	FTA	FT%	ORB	DRB	TRB	AST	STL	BLK	TOV	PF	PTS
18-19	PHI	21	48	7	679	98	245	0.400	47	144	0.326	36	44	0.818	16	91	107	52	29	2	25	62	279
17-18	PHI	20	14	0	80	8	28	0.286	5	17	0.294	2	4	0.5	2	9	11	4	2	1	2	12	23
CAREER			62	7	759	106	273	0.388	52	161	0.323	38	48	0.792	18	100	118	56	31	3	27	74	302

NBA PLAYOFF STATISTICS

YEAR	TM	AGE	G	GS	MP	FG	FGA	FG%	3P	3PA	3P%	FT	FTA	FT%	ORB	DRB	TRB	AST	STL	BLK	TOV	PF	PTS
18-19	PHI	21	4	0	36	6	18	0.333	3	8	0.375	4	5	0.8	0	6	6	5	0	1	1	5	19
17-18	PHI	20	1	0	2	1	1	1	1	1	1	0	0	0	0	0	0	0	0	0	0	1	3
CAREER			5	0	38	7	19	0.368	4	9	0.444	4	5	0.8	0	6	6	5	0	1	1	6	22

TRANSACTIONS: Selected by Philadelphia with the 26th overall pick in the 2016 NBA Draft. Re-signed with Philadelphia on 7/25/19.

PRO CAREER: Appeared in 62 games (seven starts) averaging 4.9 points and 1.9 rebounds in 12.2 minutes per game, while shooting .388 from the field, .323 from three-point range and .792 from the free-throw line.

2018-19 (PHI): Appeared in 48 games (seven starts) averaging 5.8 points, 2.2 rebounds and 1.1 assists in 14.1 minutes played per game, while shooting .400 from the field, .326 from three-point range and .818 from the free-throw line...Scored a career-high 18 points on two occasions, vs. Detroit (12/10) and vs. Brooklyn (12/12)...Brought down a career-high seven rebounds vs. Detroit (12/10)...Handed out a career-high six assists vs. Brooklyn (12/12)...Recorded a career-high three steals on three occasions, vs. Brooklyn (12/12), vs. Toronto (12/22) and at Portland (12/30)...Blocked one shot on two occasions, at Detroit (12/7) and at Cleveland (12/16)...Reached double figures in points in 12 games...Hand five-plus rebounds in six contests...Made multiple three-point field goals in 15 games...Averaged 7.6 points per game during the month of December.

2017-18 (PHI): Appeared in 14 games averaging 1.6 points and 0.8 rebounds in 5.7 minutes per game...Made his NBA debut at Golden State (11/11) where he scored the first two points of his career while grabbing two rebounds in three minutes of play...Scored a career-high five points on two separate occasions, at New Orleans (12/10) and vs. Brooklyn (4/3)...Grabbed a career-high three rebounds at New Orleans (12/10)...G League (Delaware): Appeared in nine games (nine starts) averaging 15.4 points, 5.2 rebounds and 3.1 assists in 31.9 minutes...Scored a season-high 27 points vs. Wisconsin (11/21)...Grabbed a season-high 10 rebounds as well as contributed a season-high six assists vs. Westchester (11/6).

PLAYOFFS: 2018: Made his playoff debut in Game 1 of the First Round against the Miami Heat (4/14), it was his lone appearance of the 2018 postseason.

2019: Appeared in four games, averaging 4.8 points, 1.5 rebounds and 1.3 assists in 9.0 minutes per contest... Scored a playoff career-high seven points twice... Posted five points and a playoff career-high four rebounds on 4/27 at TOR.

INTERNATIONAL: 2016-17: Spent the season with Banvit (Turkey) on loan from Anadolu Efes, helping Banvit win the team's first Turkish Cup in February...In 21 games, he averaged 11 points and four rebounds while shooting 49 percent from the field and 40 percent from three-point range...Korkmaz also helped Banvit reached its first Basketball Champions League Final...He was later named the Basketball Champions League "Best Young Player" after averaging 11 points and five rebounds while shooting 50 percent from three-point range in eight BCL games...2015-16: Korkmaz played with current 76ers forward Dario Šarić with Anadolu Efes...In 37 games, Korkmaz averaged five points while shooting 48 percent from the field.

OFF THE COURT: A native of Istanbul, Korkmaz has been named a Turkish Basketball Super League All-Star three times and is a two-time Turkish Cup champion. He's represented his home country of Turkey in international play in multiple competitions, earning a gold medal at the 2014 FIBA Europe Under-18 Championship and silver at the same event in 2015.

#18 SHAKE MILTON

HEIGHT 6' 5"
WEIGHT 210
YEARS PRO 1
FROM SMU/USA
BORN 9/26/96

CAREER HIGHS

PTS	13	at ORL	3/25/19
FG	6	at ORL	3/25/19
FGA	10	vs. CHI	4/10/19
3FG	3	at DEN	1/26/19
3FGA	6	at MIA	4/9/19
FT	2	vs. NY	12/19/18
FTA	2 (3)	at MIA	4/9/19
OR	3 (2)	vs. WAS	1/8/19
DR	6	at MIA	4/9/19
TR	8	at MIA	4/9/19
AST	3	vs. WAS	1/8/19
STL	2 (2)	vs. CHI	4/10/19
BLK	3	vs. CHI	4/10/19
MIN	28:09	vs. CHI	4/10/19



NBA REGULAR SEASON STATISTICS

YEAR	TM	AGE	G	GS	MP	FG	FGA	FG%	3P	3PA	3P%	FT	FTA	FT%	ORB	DRB	TRB	AST	STL	BLK	TOV	PF	PTS
18-19	PHI	22	20	0	268	34	87	0.391	14	44	0.318	5	7	0.714	9	26	35	18	8	8	6	29	87
CAREER			20	0	268	34	87	0.391	14	44	0.318	5	7	0.714	9	26	35	18	8	8	6	29	87

TRANSACTIONS: Drafted by the Dallas Mavericks in the second round (54th pick) of the 2018 NBA Draft...Acquired by Philadelphia from Dallas in a draft night trade for Ray Spalding (56th pick) and Kostas Antetokounmpo (60th pick)... Signed a two-way contract with Philadelphia on 7/26/18... Signed an NBA contract with the 76ers on 7/7/19.

PRO CAREER: Has appeared in 20 career games, averaging 4.4 points, 1.8 rebounds and 0.9 assists in 13.4 minutes per game... Shot .391 from the field, .318 from three-point range and .714 from the free-throw line.

2018-19 (PHI): Saw action in 20 games, posting 4.4 points, 1.8 rebounds and 0.9 assists in 13.4 minutes per contest... Shot .391 from the field, .318 from three-point range and .714 from the free-throw line... Scored in double figures three times, including a career-high 13-point outing on 3/25 at ORL... Tallied 11 points at DEN on 1/26... Collected rookie career-high eight rebounds to go along with seven points on 4/9 at MIA. G League (DEL): Appeared in 27 games (all starts), averaging 24.9 points, 4.8 rebounds, 5.3 assists and 1.3 steals in 34.7 minutes per game... Shot .484 from the field, .367 from three-point range and .804 from the free-throw line.

#19 RAUL NETO

HEIGHT 6' 0.75"
WEIGHT 180
YEARS PRO 4
FROM UCAM MURCIA (SPAIN)/BRAZIL
BORN 5/19/92

CAREER HIGHS

PTS	22	at BKN	11/17/17
FG	9	at BKN	11/17/17
FGA	14	at BKN	11/17/17
3FG	3 (2)	at BKN	11/17/17
3FGA	6 (2)	at BKN	11/17/17
FT	6	at SAS	2/3/18
FTA	6 (2)	at GS	2/12/19
OR	2 (4)	vs. NOP	3/27/17
DR	6	at MIL	1/7/19
TR	6 (2)	at MIL	1/7/19
AST	7 (3)	at ORL	10/18/17
STL	3	vs. BKN	2/27/16
BLK	2	at POR	4/8/17
MIN	37:14	at PHO	2/6/16

PLAYOFF HIGHS

PTS	9	vs. HOU	5/6/18
FG	3	vs. HOU	5/6/18
FGA	10	vs. HOU	5/6/18
3FG	2	vs. HOU	5/6/18
3FGA	3	vs. HOU	5/6/18
FT	4	at HOU	5/4/18
FTA	4	at HOU	5/4/18
OR	1 (2)	at HOU	5/8/18
DR	3 (3)	at HOU	5/4/18
TR	3 (3)	at HOU	5/4/18
AST	4	at HOU	5/4/18
STL	2	at HOU	5/4/18
BLK	1	at LAC	4/25/17
MIN	17:37	at HOU	5/6/18



NBA REGULAR SEASON STATISTICS

YEAR	TM	AGE	G	GS	MP	FG	FGA	FG%	3P	3PA	3P%	FT	FTA	FT%	ORB	DRB	TRB	AST	STL	BLK	TOV	PF	PTS
18-19	UTA	26	37	1	474	74	161	0.460	20	60	0.333	28	33	0.848	6	56	62	93	14	4	35	49	196
17-18	UTA	25	41	0	498	69	151	0.457	19	47	0.404	26	35	0.743	7	42	49	75	13	4	36	38	183
16-17	UTA	24	40	0	346	41	91	0.451	10	31	0.323	8	9	0.889	4	26	30	34	21	5	15	48	100
15-16	UTA	23	81	53	1499	180	418	0.431	64	162	0.395	52	70	0.743	17	103	120	174	62	2	109	122	476
CAREER			199	54	2817	364	821	0.443	113	300	0.377	114	147	0.776	34	227	261	376	110	15	195	257	955

NBA PLAYOFF STATISTICS

YEAR	TM	AGE	G	GS	MP	FG	FGA	FG%	3P	3PA	3P%	FT	FTA	FT%	ORB	DRB	TRB	AST	STL	BLK	TOV	PF	PTS
18-19	UTA	26	3	0	20	1	6	0.167	0	1	0	0	0	0	0	3	3	1	0	0	0	2	2
17-18	UTA	25	8	0	72	7	23	0.304	2	7	0.286	5	5	1	2	8	10	10	2	0	4	7	21
16-17	UTA	24	9	0	60	8	13	0.615	3	6	0.5	4	4	1	0	7	7	4	1	1	3	8	23
CAREER			20	0	152	16	42	0.381	5	14	0.357	9	9	1	2	18	20	15	3	1	7	17	46

TRANSACTIONS: Selected by the Atlanta Hawks in the second round (47th overall pick) of the 2013 NBA Draft ... Draft rights traded by the Hawks to the Utah Jazz in a draft-night trade in exchange for a 2015 second-round pick (from Brooklyn) on June 27, 2013 ... Signed to a multi-year deal with the Jazz on July 9, 2015 ... Signed a contract with Utah on July 6, 2018... Signed a contract with Philadelphia on July 12, 2019.

PRO CAREER: Has appeared in 199 games (54 starts), averaging 4.8 points, 1.3 rebounds and 1.9 assists in 14.2 minutes.

2018-19 (UTA): Appeared in 37 games (one start), averaging 5.3 points, 1.7 rebounds and 2.5 assists in 12.8 minutes per game ... Scored in double figures on seven occasions this season ... Logged a season-high 11 points, three rebounds and two assists at Brooklyn on Nov. 28 ... Registered 10 points, a career-high tying six rebounds and five assists in 29 minutes against Milwaukee on Jan. 7 ... Dished out a career-high six assists and seven points in 16 minutes on 3/20/19 vs New York ... In his lone start, scored 10 points, three rebounds and three assists in a career-high 31 minutes against Orlando ... led the Jazz in assists on one occasion (12/10/18 @ OKC).

2017-18 (UTA): Appeared in 41 games, averaging 4.5 points, 1.2 rebounds and 1.8 assists in 12.1 minutes per game ... Tallied three games with 10 points-or-more ... Poured in a career-high 22 points in 20 minutes of action at BKN (11/17) ... Logged 12 points at SAS (2/3) ... Finished with 11 points at ATL (1/22) ... Dished out a career-high seven assists at ORL (11/18) ... Missed 34 games due to injury ...

2016-17 (UTA): Appeared in 40 games, averaging 2.5 points, .8 rebounds and .9 assists in 8.6 minutes per game ... Scored a season-high 10 points vs. NYK (3/22), becoming the fourth guard this season in the NBA to score at least 10 points while shooting 100 percent from the floor (min. four field goal attempts) in 14 minutes or less ... Collected 6 points, 3 rebounds and a season-high 4 assists @ LAC (3/25) ... Collected 5 points, 1 rebound, 2 assists and a career-high 2 blocks @ HOU (3/8) ... Appeared in one game for the Salt Lake City Stars, the Jazz's exclusively owned and operated D-League Team, collecting 14 points, 12 assists and 9 rebounds vs. Grand Rapids Drive (1/11/17) ... Inactive in nine games ... Did not dress (right groin strain) in three games ... Did not play (right groin strain) in one game ... Inactive (right groin strain) in one game ... Inactive (left ankle sprain) in two games.

2015-16 (UTA): Appeared in 81 games (53 starts), averaging 5.9 points, 2.1 assists and 1.5 steals in 18.5 minutes per game ... Scored 10-or-more points on 13 occasions ... Did not play in one game ... Became the first Jazz rookie to start a season opener since 1993-94 (Luther Wright) at DET (10/28) ... Also became the first rookie since Darrell Griffith (1980-81) to start at guard in a season opener for the Jazz ... Scored 12 points, on a perfect 4-for-4 from the floor, along with two rebounds and two assists vs. WAS (3/11) ... Recorded a career-high 15 points with four assists vs. BOS (2/19) ... Had 13 points, two rebounds and four assists vs. BOS (2/19) ... Registered two points and nine assists in the BBVA Rising Stars Challenge at NBA All-Star Weekend in Toronto.

INTERNATIONAL: 2014-15: Appeared in 34 games (23 starts) for Universidad Católica De Murcia (UCAM) of the Liga ACP in Spain, averaging 8.9 points, 3.9 assists, 2.1 rebounds and 1.2 steals in 22.4 mpg. 2013-14: Appeared in 27 games for Lagun Aro GBC of the Spanish ACB League, averaging 9.8 points, 2.9 rebounds, 3.3 assists and 1.2 steals in 27.5 minutes ... Played in seven games for Brazil in the 2014 FIBA World Cup, averaging 7.6 points, 2.1 rebounds and 2.3 assists. 2012-13: Appeared in 34 games for Lagun Aro GBC, averaging 8.5 points,

2.4 rebounds, 2.9 assists and 1.0 steals in 24.0 minutes ... Scored a season-high 25 points along with dishing out six assists against FCB Regal (5/16) ... Shot 485 percent on two-point field goals and .390 percent from beyond the arc ... Also participated in and was named MVP of adidas EUROCAMP 2013 in Treviso, Italy. 2011-12: Appeared in 37 games for Lagun Aro GBC and averaged 5.8 points, 2.1 assists and 1.8 rebounds ... A member of the Brazilian National Team in the 2012 Olympic Games in London, appearing in three games and averaging 3.7 points and 2.0 assists ... Selected to participate in the Brazilian All-Star Games in 2011 ... Was a World Team Selection at the 2011 Nike Hoop Summit ... Played for Minas Tenis Clube in Brazilian (NBB) League from 2008-11. 2010-11: Appeared in 31 games for Minas in 2010-11, averaging 12.6 points, 2.9 rebounds, 2.2 assists and 2.0 steals ... Participated in adidas Eurocamp in Treviso in 2011 ... Named to the 2011 Eurobasket.com All-World Championships U19 Second Team. 2009-10: Played in 26 games for Minas, averaging 4.4 points, 1.1 rebounds and 2.1 assists. 2008-09: Saw action in six games for Minas, averaging 2.0 points, 1.0 assist and 1.3 steals ... Mineira League Champion in 2008 ... Won silver at the FIBA Americas U18 Championships in San Antonio in 2010... Americas U18 Championships ... Scored six points at the World Championships in Turkey in 2010 ... Member of the Brazilian National Team in 2009 and 2012 ... Also a member of the U19 Brazilian National Team in 2009 and 2011 ... Member of the U17 Brazilian National Team in 2009.

OFF THE COURT: Born Raul Togni Neto May 19, 1992, in Belo Horizonte, Minas Gerais, Brazil ... Name is pronounced "Hah-OOL Nett-oh" ... Speaks fluent Portuguese, Spanish and English ... Says his dad is the biggest influence in his life ... If he wasn't a basketball player, he would be an engineer ... Lists his favorite food as sushi ... Basketball player he most looks up to is Steve Nash ... Used his first NBA paycheck to take his brother out to dinner ... Follow him on twitter at @RaulTogni.

#9 KYLE O'QUINN

HEIGHT 6' 8.75"
 WEIGHT 250
 YEARS PRO 7
 FROM NORFOLK STATE/USA
 BORN 3/26/90

CAREER HIGHS

PTS	23 (2)	vs. BKN	3/16/17
FG	11	at CHA	3/27/13
FGA	20	at CHA	4/4/14
3FG	2 (3)	vs. POR	3/1/16
3FGA	4 (2)	vs. CHI	2/8/15
FT	9	vs. DEN	10/30/17
FTA	10	vs. DEN	10/30/17
OR	8	vs. MIL	4/7/18
DR	13	at HOU	10/25/17
TR	16 (2)	vs. MIL	4/7/18
AST	7	at MIL	2/18/14
STL	5	vs. PHI	2/25/17
BLK	6	at ORL	2/5/14
MIN	42:15	at CHA	3/27/13

PLAYOFF HIGHS

PTS	--	--	--
FG	--	--	--
FGA	--	--	--
3FG	--	--	--
3FGA	--	--	--
FT	--	--	--
FTA	--	--	--
OR	--	--	--
DR	--	--	--
TR	--	--	--
AST	--	--	--
STL	--	--	--
BLK	--	--	--
MIN	1:36	at BOS	4/14/19



NBA REGULAR SEASON STATISTICS

YEAR	TM	AGE	G	GS	MP	FG	FGA	FG%	3P	3PA	3P%	FT	FTA	FT%	ORB	DRB	TRB	AST	STL	BLK	TOV	PF	PTS
18-19	IND	28	45	3	371	69	136	0.507	1	12	0.083	17	21	0.81	29	90	119	56	9	25	31	68	156
17-18	NYK	27	77	10	1387	224	384	0.583	4	17	0.235	98	127	0.772	121	349	470	158	36	98	100	192	550
16-17	NYK	26	79	8	1229	215	413	0.521	2	17	0.118	64	83	0.771	157	282	439	117	36	104	76	174	496
15-16	NYK	25	65	1	764	129	271	0.476	5	22	0.227	46	60	0.767	76	174	250	72	20	49	61	107	309
14-15	ORL	24	51	17	824	119	242	0.492	12	43	0.279	44	57	0.772	46	153	199	59	31	39	55	110	294
13-14	ORL	23	69	19	1188	186	371	0.501	0	3	0	57	83	0.687	100	264	364	78	39	88	78	165	429
12-13	ORL	22	57	5	638	101	197	0.513	0	1	0	30	45	0.667	65	144	209	52	11	26	37	107	232
CAREER			443	63	6401	1043	2014	0.518	24	115	0.209	356	476	0.748	594	1456	2050	592	182	429	438	923	2466

NBA PLAYOFF STATISTICS

YEAR	TM	AGE	G	GS	MP	FG	FGA	FG%	3P	3PA	3P%	FT	FTA	FT%	ORB	DRB	TRB	AST	STL	BLK	TOV	PF	PTS	
18-19	IND	28	1	0	2	0	0	0	0	0	0	0	0	0	0	0	0	0	0	0	0	1	0	0
CAREER			1	0	2	0	0	0	0	0	0	0	0	0	0	0	0	0	0	0	0	1	0	0

TRANSACTIONS: Selected by the Orlando Magic in the second round (49th overall pick) of the 2012 NBA Draft ... Traded by Orlando to New York on July 9, 2015... Signed a multi-year contract with New York on July 9, 2015... Signed with Indiana on July 9, 2018... Signed with Philadelphia on July 11, 2019.

CAREER: A seven-year NBA veteran with the Orlando Magic (2012-15), New York Knicks (2015-18) and Indiana Pacers (2018-19), O'Quinn has played 443 games and made 63 starts and averaged 5.6 points, 4.9 rebounds, 1.3 assists and 1.0 blocks per game...Holds career shooting percentages of .518 from the field, .209 from three-point range and .748 from the free throw line.

2018-19 (IND): Made 45 appearances and three starts in his first season with the Pacers. He averaged 3.5 points, 2.6 rebounds and 1.2 assists over 8.3 minutes per game...Shot 50.7 percent from the field and 81.0 percent from the free throw line during the regular season...Posted his first double-double of the season with 12 points and a season-high 10 rebounds in 27 minutes off the bench at Orlando, 12/7...Earned his first start of the season against New Orleans, 2/22, and finished with eight points while tying his season high with 10 rebounds in the victory...Started again the next night at Washington, 2/23, and added eight points, six rebounds and a season-high five assists...Scored a season-best 16 points and led the team with eight rebounds in the win over Brooklyn, 10/20...Missed one game (Dec. 26) due to illness.

2017-18 (NY): In his third season with the Knicks, O'Quinn set career highs with 71 points, 6.1 rebounds, 2.1 assists and 1.3 blocks over 18.0 minutes per game in 77 appearances and 10 starts...Shot a career-best 58.3 percent from the field and 77.2 percent from the foul line during the season...Led the team and finished 16th in the NBA in blocks...Set a new career high for double-doubles in a season with eight...Finished with 21 games with 10 or more points and 13 games with 10 or more rebounds...Scored a season-high 20 points and pulled down 15 rebounds at Houston, 11/25...Scored 15 points and tied his career high with 16 rebounds against Milwaukee, 4/7...Missed two games with a left calf contusion (Jan. 23-25) and three games with a strained left hip (Mar 25-28).

2016-17 (NY): In his second Knicks season (fifth NBA campaign), he averaged 6.3 points, 5.6 rebounds and shot 215-413 FGA (.521) over 15.6 mpg in 79 games (eight starts)...Went 2-17 (.118) from Downtown, 64-83 FTA (.771)...Passed his previous career highs in points (6.3), rebounds (5.6), field goal percentage (.521), total games played (79), total points (496), total rebounds (439), total blocks (104) and total minutes (1,229)...Ranked 15th in NBA in blocks (1.32 per game)...Played in 79 games, second on Knicks to Justin Holiday, who played in all 82...Led Knicks in rebounds 11 times...Had three 20+ scoring games, six double-doubles and two 20-10 games (had compiled eight double-doubles and two 20-10s in 242 career NBA games prior to 2016-17)...Notched six three-block games; five four-block games and two five-block games...Spearheaded Knicks' comeback effort in OT loss at Phoenix, Dec. 13, with off-the-bench double-double: 22 points (9-16 FGA) and team-high 14 rebounds in 28 minutes...Turned in virtuoso off-the-bench performance in win over Magic with 14 points (6-12 FGA), career-high 16 rebounds (five offensive) and five blocks in 24 minutes, Dec. 22...Missed just two games due to injury: Dec. 11 at Lakers (sprained right ankle) and Dec. 31 at Houston (flu-like symptoms)...DNP (CD) once (Mar. 14 vs. Pacers).

2015-16 (NY): Averaged 4.8 points and 3.8 rebounds over 11.8 minutes per game in 65 games (one start) in his first season with New York...

Recorded 1,000th career point vs. Bucks, 11/6, 1,000th career rebound at Philadelphia, 4/8...Missed two games (Dec. 21-23) due to sprained right ankle; DNP (CD) 15 times...Posted his lone double-double of the season in home opener against the Hawks, 10/29, with 10 points and team-high 10 rebounds in 22 bench minutes...Came off the bench to score a season-high 19 points (7-10 FGA, 2-2 from downtown) in 16 minutes at Indiana.

2014-15 (ORL): In third and final season in Orlando, notched 5.8 points and 3.9 rebounds per game and shot .492 from the field in 51 games (7 starts)...Led Magic in rebounds three times...Had one 20+ scoring game (season-high 21 at Golden State, Dec. 2) and three double-doubles...As a starter, averaged 7.8 points, 4.5 rebounds and 53-119 FGA (.445) over 21.4 minutes (made 11 starts at forward, six at center)...Missed 15 games (Oct. 30-Nov. 24) with sprained left ankle...DNP (CD) 16 times...

2013-14 (ORL): Over 69 games, averaged 6.2 points and 5.3 rebounds with team-high 1.28 blocks (21st in NBA) over 17.2 minutes per game...As a starter, averaged 9.7 points and 6.8 rebounds over 23.7 minutes per game (started each of the season's final 19 games, Mar. 8-Apr. 16)...Led Magic in scoring twice, rebounds eight times...Season-high 20 points on Apr. 14 at Chicago...Career-high six blocks on Feb. 5, 2014 vs. Detroit...Missed four games (Nov. 16-24) with sprained right ankle, DNP (CD) nine times.

2012-13 (ORL): Played in 57 games (five starts) in rookie campaign with Magic, posting 4.1 points and 3.7 rebounds over 11.2 minutes per game...Ranked 14th among NBA rookies in rebounding (3.7)...Scored a season-high 23 points on 11-14 shooting Charlotte, March 27.

PLAYOFFS: 2018-19: Appeared in one game off the bench during the Pacers' series against Boston.

COLLEGE: Averaged 12.5 points, 8.5 rebounds, and 2.19 blocks per game with a .553 shooting percentage during his collegiate career at Norfolk State (four years, 129 games)...Lou Henson Award recipient as nation's top mid-major player in 2012...Named 2011-12 MEAC Player of the Year and was a two-time MEAC Defensive Player of the Year (2010-11, 2011-12)...As a senior in 2011-12, averaged 15.9 ppg and 10.3 rpg...Helped the No. 15-seed Spartans to historic upset of No. 2-seed Missouri during the NCAA Tournament with 26 points and 14 rebounds...All-MEAC First Team selection and MVP of the 2012 MEAC Tournament...During his junior year of 2010-11, averaged career-highs 16.4 ppg, 11.1 rpg, and 3.44 bpg...Ranked in the Top 10 in the nation in blocked shots (fourth), rebounds (fifth) and double-doubles (eighth, 19).

OFF THE COURT: Kyle Brandon O'Quinn...Nicknamed KO...Majored in physical education at Norfolk State; his graduation fulfilled a promise he made to his mother and father...Earned degree in summer 2016...Didn't begin playing basketball until his junior year of high school, his lone scholarship offer came from Norfolk State...Enjoys online shopping and watching documentaries...Flushing native is huge Mets fan...Attended the NBPA's SportsCaster U program in summer 2016.

PLAYERS

#14 NORVEL PELLE

HEIGHT 6' 10"
WEIGHT 235
YEARS PRO R
FROM DELAWARE BLUE COATS/ANTIGUA & BARBUDA
BORN 2/3/93



TRANSACTIONS: Signed with the 76ers on Aug. 3, 2018... Waived by the 76ers on Oct. 10, 2018... Signed a two-way contract with the 76ers on July 2, 2019.

2018-19 (Delaware Blue Coats): Appeared in 36 games (Started in 26) and averaged 11.1 points, 8.3 rebounds and 1.3 assists in 22.8 minutes per game, while shooting .703 from the field, and .750 from the free-throw line...Posted career-high 24 points, 12 rebounds, three assists, one steal and five blocks on February 27 against the Long Island Nets.

2017-18 (LEGA A: PALLACANESTRO VARESE - ITALY): Appeared in 10 games (one start)...Averaged 6.8 points and 4.0 rebounds in 13.2 minutes per game...Scored a season-high 12 points vs. Gemani Basket Brescia (5/6)...Grabbed a season-high nine rebounds vs. Virtus Lavoro Bologna (4/15).

2017-18 (LEGA A: OPENJOBMETIS VARESE - ITALY): Appeared in 19 games (10 starts)...Averaged 5.7 points, 4.5 rebounds and 1.2 blocks in 15.4 minutes per game...Scored a season-high 14 points vs. Fiat Torino (1/14)...Brought down a season-high eight rebounds on two occasions (vs. Gemani Basket Brescia (2/11) and vs. Sidigas Avellino (11/12))...Blocked a season-high five shots vs. Red October Cantu (10/16)... Recorded multiple blocks in six contests.

2016-17 (LEGA A: OPENJOBMETIS VARESE - ITALY): In total, across Lega A, BCL and BCL Qualification, appeared in 44 games (five starts)...Averaged 6.9 points, 5.5 rebounds and 2.3 blocks per game... Scored a season-high 17 points vs. Usak Sportlif (1/18)...Collected a season-high 14 rebounds vs. Enel Brindisi (2/12)...Blocked a season high seven shots vs. EA7 Emporio Armani Milano (10/16)...Posted five double doubles...Produced 34 games where he blocked multiple shots.

2015-16 (DIVISION A: HOMENETMEN BEIRUT - LEBANON): Appeared in 32 games (30 games)...Averaged 11.8 points, 12.7 rebounds and 2.9 blocks in 34.6 minutes per game...Scored a season-high 24 points vs. Byblos (2/20)...Grabbed a season-high 23 rebounds vs. Al Moutahed (1/20)...Blocked a season-high nine shots vs. Sagesse Al Hekmeh Beirut (1/24)...Stole the ball a season-high five times vs. Louaize (2/27)...Posted 14 double-doubles...Had 23 games with 10-plus rebounds...Recorded multiple blocks in 23 contests.

2014-15 (Delaware 87ers): Appeared four games...Averaged 5.3 points, 3.0 rebounds and 2.25 blocks in 10.6 minutes per game... Scored a season-high 10 points while also grabbing a seasonhigh five rebounds vs. Erie (3/20).

2013-14 (Delaware 87ers): Appeared in 35 games (six starts)... Averaged 5.5 points, 3.1 rebounds and 1.4 blocks in 13.1 minutes per game...Scored a season-high 18 points vs. Idaho (12/11)...Grabbed a season-high 13 rebounds vs. Erie (3/29)...Blocked a season-high five shots on two occasions, vs. Idaho (12/12) and vs. Santa Cruz (3/7).

OFF THE COURT: Son of Norvel Sr. and Darlene Pelle... Born in St. John's, Antigua and Barbuda... When he was three years old, his family moved to Saint Croix in the United States Virgin Islands, and when he was seven, they moved to United States.

#0 JOSH RICHARDSON

HEIGHT 6' 5"
WEIGHT 200
YEARS PRO 4
FROM TENNESSEE/USA
BORN 9/15/93

CAREER HIGHS

PTS	37	at GSW	2/10/19
FG	14	at GSW	2/10/19
FGA	22 (3)	at GSW	2/10/19
3FG	8	at GSW	2/10/19
3FGA	12	vs. HOU	12/20/18
FT	8	vs. ATL	11/27/18
FTA	9	vs. ATL	11/27/18
OR	5	vs. ORL	12/26/17
DR	8	at ORL	12/23/18
TR	10	at ORL	12/23/18
AST	9 (2)	vs. PHO	2/25/19
STL	5 (5)	vs. ATL	11/27/18
BLK	4 (3)	at ATL	4/4/18
MIN	46:20	vs. CLE	4/10/17

PLAYOFF HIGHS

PTS	15	vs. CHA	4/20/16
FG	5 (4)	vs. PHI	4/19/18
FGA	12	at PHI	4/16/18
3FG	4	vs. PHI	4/19/18
3FGA	7	vs. PHI	4/19/18
FT	3	at PHI	4/16/18
FTA	4	at TOR	5/3/16
OR	3	vs. PHI	4/21/18
DR	5 (2)	at PHI	4/16/18
TR	5 (5)	vs. PHI	4/21/18
AST	7	vs. PHI	4/21/18
STL	7	vs. PHI	4/21/18
BLK	3	at PHI	4/16/18
MIN	35:02	vs. PHI	4/21/18



NBA REGULAR SEASON STATISTICS

YEAR	TM	AGE	G	GS	MP	FG	FGA	FG%	3P	3PA	3P%	FT	FTA	FT%	ORB	DRB	TRB	AST	STL	BLK	TOV	PF	PTS
18-19	MIA	25	73	73	2539	423	1026	0.412	164	460	0.357	199	231	0.861	54	209	263	298	79	34	113	200	1209
17-18	MIA	24	81	81	2689	399	885	0.451	127	336	0.378	120	142	0.845	69	216	285	231	121	75	140	199	1045
16-17	MIA	23	53	34	1614	202	513	0.394	75	227	0.33	60	77	0.779	35	133	168	140	60	39	65	132	590
15-16	MIA	22	52	2	1107	123	272	0.452	53	115	0.461	42	63	0.667	21	86	107	73	36	25	35	107	341
CAREER			259	190	7949	1147	2696	0.425	419	1138	0.368	421	513	0.821	179	644	823	742	296	173	353	638	3134

NBA PLAYOFF STATISTICS

YEAR	TM	AGE	G	GS	MP	FG	FGA	FG%	3P	3PA	3P%	FT	FTA	FT%	ORB	DRB	TRB	AST	STL	BLK	TOV	PF	PTS
17-18	MIA	24	5	5	130	15	40	0.375	6	19	0.316	6	7	0.857	4	11	15	14	11	5	5	17	42
15-16	MIA	22	14	0	387	33	89	0.371	17	46	0.370	10	14	0.714	10	40	50	22	6	13	12	37	93
CAREER			19	5	517	48	129	0.372	23	65	0.354	16	21	0.762	14	51	65	36	17	18	17	54	135

TRANSACTIONS: Was drafted by Miami in the second round (40th overall) of the 2015 NBA Draft...signed by the HEAT on Aug. 3, 2015...signed a multi-year contract extension on Sept. 18, 2017... Acquired by the 76ers on July 6, 2019 as part of a four-team trade involving Miami, Portland and the L.A. Clippers.

PRO CAREER: Has appeared in 259 NBA regular season games (190 starts) during his four-year career and has averaged 12.1 points, 3.2 rebounds, 2.9 assists, 1.14 steals and 30.7 minutes while shooting 42.5 percent from the floor, 36.8 percent from three-point range and 82.1 percent from the line.

2018-2019 (MIA): Started all 73 games in which he appeared for the HEAT and averaged 16.6 points (.412 FG%, .861 FT%), 4.1 assists, 3.6 rebounds, 1.08 steals and 34.8 minutes...sat out nine games due to injury...missed one game (Dec. 8) with a right shoulder impingement, one game (Jan. 18) due to illness, three games with a left heel bruise (Mar. 28-Apr. 1) and the final four games of the season (Apr. 4-10) due to a left hip strain...set single-season career highs in points, scoring average, field goals made and attempted, three-point field goals made and attempted, free throws made and attempted, free throw percentage, assists, assist-to-turnover ratio (2.64) and dunks (25)...ranked among the NBA leaders in minutes per game (12th), free throw percentage (24th), three-point field goals attempted (24th), three-point field goals made (tied-28th) and minutes played (31st)...led the HEAT in points, scoring average, double-figure scoring efforts, 20-point games, 30-point games, field goals made and attempted, three-point field goals made and attempted, free throws made, free throw percentage, assists-to-turnover ratio, steals and minutes played...topped the HEAT in scoring a team-high 19 times, in minutes played a team-high 50 times, in steals on 23 occasions, in assists 20 times, in plus/minus 12 times, in blocks on 10 occasions and in rebounds twice...scored in double figures a career-high 64 times, including 20 games with at least 20 points and three 30-point performances...scored in double figures a career-high 19 consecutive games from Oct. 24-Dec. 2...grabbed double-figure rebounds once and posted his first career double-double...set a franchise record for most consecutive games with multiple three-point field goals made at 13 from Dec. 7-Jan. 4, surpassing Damon Jones' franchise record of 12 (Dec. 6-27, 2004)...hit at least one three-point field goal in a career-high 19 consecutive games from Nov. 23-Jan. 4...also had two streaks (Oct. 17-Nov. 16 and Jan. 19-Feb. 23) of 15 consecutive games with at least one three-pointer...hit multiple three-point field goals in a game a career-high 50 times...scored his 2,000th career point on Oct. 24 vs. New York and his 3,000th career point on Mar. 8 vs. Cleveland...played in his 200th career game on Nov. 14 at Brooklyn...scored a career-high 37 points on Feb. 10 at Golden State while hitting a career-high 14 field goals, including a career-high eight three-point field goals...grabbed a career-high 10 rebounds on Dec. 23 at Orlando...matched his career high with five steals on Nov. 27 vs. Atlanta...Season Highs: 37 points (at Golden State, Feb. 10), 10 rebounds (at Orlando, Dec. 23), nine assists (twice), five steals (vs. Atlanta, Nov. 27), three blocks (twice) and 40:43 minutes (at Indiana, Nov. 16).

2017-18 (MIA): Started all 81 games in which he appeared for the HEAT and averaged 12.9 points (.451 FG%, .845 FT%), 3.5 rebounds, 2.9 assists, 1.49 steals, and 39.3 blocks and 33.2 minutes...missed one game due to injury with left foot soreness (Mar. 14)...set single-season career highs in points, scoring average, field goals made and attempted, three-point field goals made and attempted, free throws

made and attempted, free throw percentage, offensive, defensive and total rebounds, assists, steals, blocks, games played, minutes and starts...ranked among the NBA leaders in steals per turnover (17th), steals (18th), blocks per game (33rd) and minutes per game (34th)...led the HEAT in games played, starts, minutes played, free throw percentage and steals and ranked second in points scored, three-point field goals made and attempted and blocks...topped the team in scoring 13 times, in minutes a team-high 39 times, in steals a team-high 34 times, in blocks 22 times, in plus/minus on 12 occasions, in assists eight times and in rebounds twice...was one of only two players in the NBA in 2017-18 with at least 100 three-point field goals, 100 steals and 75 blocks and only the second time in franchise history a player recorded those minimums in a season joining Eddie Jones (2001-02)...scored in double figures a career-high 58 times, including 10 games with at least 20 points and one 30-point performance...scored in double figures a career-high 14 consecutive games from Dec. 11-Jan. 7...had a single-season career-high 38 multi-triple games...when he sat out Mar. 14 at Sacramento with left foot soreness it ended his consecutive games played streak at a career-high 93 games...recorded a steal in a career-high nine consecutive games from Oct. 30-Nov. 15...hit a career-high 20 consecutive free throw attempts from Mar. 16-Apr. 6, the third longest streak on the team in 2017-18...he also had a streak of 19 consecutive free throws made from Feb. 5-Mar. 6...had three streaks of double-figure consecutive games with a steal including a career-high 13 consecutive games from Dec. 13-Jan. 7...scored a career-high 30 points on Feb. 7 vs. Houston while hitting a career-high seven three-point field goals and matching his career highs in both field goals made (11) and attempted (20)...matched his career high with five steals on Feb. 24 vs. Memphis...set career highs in both free throws made (7) and attempted (7) on Jan. 5 vs. New York...when he hit all six of his field goal attempts on Mar. 10 vs. Washington it marked the first time in his career he was perfect from the floor in a game...Season Highs: 30 points (vs. Houston, Feb. 7), eight rebounds (twice), seven assists (twice), five steals (vs. Memphis, Feb. 24), four blocks (three times) and 41:13 minutes (vs. Denver, Mar. 19).

2016-17 (MIA): Appeared in 53 games (34 starts) for the HEAT and averaged 10.2 points (.394 FG%, .779 FT%), 3.2 rebounds, 2.6 assists, 1.13 steals and 30.5 minutes...officially missed a total of 27 games due to injury and was a DNP-CD twice in games in which he dressed but was available only in an emergency...missed the first four games of the season (Oct. 26-Nov. 1) with a sprained right MCL...sat out six games (Dec. 1-9) due to a sprained right ankle (two of which he dressed and was officially listed as a DNP-CD) and 19 games (Jan. 8-Feb. 15) with a left foot sprain...among all NBA guards who defended at least 300 shots he was 9th-best limiting the player he was guarding to 41 percent shooting (215-524)...set single-season career highs in points, scoring average, field goals made and attempted, three-point field goals made and attempted, free throws made and attempted, free throw percentage, offensive, defensive and total rebounds, assists, steals, blocks, minutes played, games played and starts...topped the HEAT in scoring three times and also led the team in steals 15 times, in minutes 13 times, in blocks on 11 occasions, in assists 10 times, in plus/minus five times and in rebounds once...was the HEAT's leading scorer off the bench twice and also led the Miami reserves in steals seven times, in plus/minus six times, in assists and rebounds five times each, in blocks four times and in minutes twice...scored in double figures on 26 occasions, including a pair of 20-point performances...hit multiple three-point field goals in a game a career-high 22 times...matched his

CONTINUED ON PAGE 83

#1 MIKE SCOTT

HEIGHT 6' 7.25"
WEIGHT 237
YEARS PRO 7
FROM VIRGINIA/USA
BORN 7/16/88

CAREER HIGHS

PTS	30	vs. NY	2/22/14
FGM	12	vs. CLE	4/4/14
FGA	23	vs. CHA	4/14/14
3FG	6 (3)	vs. MIL	4/4/19
3FGA	12	at ATL	11/19/18
FTM	7 (2)	at BOS	3/29/13
FTA	9	vs. SA	1/24/14
OR	6	vs. TOR	4/16/13
DR	9 (2)	vs. GS	2/22/16
TR	14	vs. NY	4/17/13
AST	5	vs. SAC	3/9/15
STL	3 (3)	vs. BRK	1/16/16
BLK	2 (2)	vs. SAC	1/21/16
MIN	39:39	at PHX	3/2/14

PLAYOFF HIGHS

PTS	20	at TOR	4/17/18
FG	7(3)	at TOR	4/17/18
FGA	15	vs. IND	4/26/14
3FG	5	at IND	4/28/14
3FGA	10	at IND	5/3/14
FT	3 (2)	vs. IND	4/26/14
FTA	4 (2)	vs. IND	4/24/14
OR	3 (3)	vs. BOS	4/16/16
DR	7	at CLE	5/24/15
TR	9	at CLE	5/24/15
AST	2 (6)	vs. TOR	5/9/19
STL	2	vs. BKN	4/19/15
BLK	1 (4)	vs. TOR	4/22/18
MIN	32:29	vs. BKN	4/13/19



NBA REGULAR SEASON STATISTICS

YEAR	TM	AGE	G	GS	MP	FG	FGA	FG%	3P	3PA	3P%	FT	FTA	FT%	ORB	DRB	TRB	AST	STL	BLK	TOV	PF	PTS
18-19	TOT	30	79	3	1395	168	420	0.400	101	252	0.401	22	33	0.667	43	233	276	66	26	13	44	156	459
18-19	LAC	30	52	0	748	92	230	0.400	52	133	0.391	12	18	0.667	24	150	174	44	17	8	27	88	248
18-19	PHI	30	27	3	647	76	190	0.400	49	119	0.412	10	15	0.667	19	83	102	22	9	5	17	68	211
17-18	WAS	29	76	1	1406	276	524	0.527	66	163	0.405	50	76	0.658	50	197	247	80	23	10	79	148	668
16-17	ATL	28	18	0	195	17	59	0.288	4	27	0.148	7	8	0.875	10	27	37	17	4	3	8	12	45
15-16	ATL	27	75	0	1146	176	376	0.468	62	158	0.392	50	63	0.794	53	153	206	78	25	17	42	102	464
14-15	ATL	26	68	0	1123	201	453	0.444	66	192	0.344	61	77	0.792	45	154	199	75	25	3	39	83	529
13-14	ATL	25	80	6	1482	301	628	0.479	62	200	0.310	103	132	0.78	62	222	284	75	30	7	79	121	767
12-13	ATL	24	40	1	376	70	147	0.476	0	1	0	43	56	0.768	39	71	110	12	4	2	21	32	183
CAREER			436	11	7123	1209	2607	0.464	361	993	0.364	336	445	0.755	302	1057	1359	403	137	55	312	654	3115

NBA PLAYOFF STATISTICS

YEAR	TM	AGE	G	GS	MP	FG	FGA	FG%	3P	3PA	3P%	FT	FTA	FT%	ORB	DRB	TRB	AST	STL	BLK	TOV	PF	PTS
18-19	PHI	30	10	0	193	21	47	0.447	12	34	0.353	2	2	1	4	30	34	5	3	0	7	22	56
17-18	WAS	29	6	0	126	26	41	0.634	7	11	0.636	6	6	1	6	15	21	4	2	1	5	10	65
15-16	ATL	27	10	0	161	25	40	0.625	8	16	0.500	7	8	0.875	5	27	32	5	3	3	8	20	65
14-15	ATL	26	11	0	172	21	55	0.382	4	26	0.154	4	4	1	16	30	46	5	5	0	7	16	50
13-14	ATL	25	7	0	146	23	63	0.365	10	31	0.323	10	14	0.714	3	15	18	3	1	0	2	11	66
12-13	ATL	24	4	0	20	5	10	0.500	0	1	0	3	4	0.75	1	6	7	1	0	0	0	2	13
CAREER			48	0	818	121	256	0.473	41	119	0.345	32	38	0.842	35	123	158	23	14	4	29	81	315

TRANSACTIONS: Drafted by the Atlanta in the second round (43rd pick) of the 2012 NBA Draft...Traded by Atlanta with Cenk Akyol and cash considerations to the Phoenix for a 2017 second-round draft pick on 2/24/17...Waived by Phoenix on 2/24/17...Signed a contract with Washington on 7/8/17... Signed as a free agent with the L.A. Clippers on 7/9/18...Traded by the L.A. Clippers with Tobias Harris and Boban Marjanović to Philadelphia in exchange for Wilson Chandler, Mike Muscala, Landry Shamet Philadelphia's protected 2020 first round draft pick, Miami's unprotected 2021 first-round pick and Detroit's 2021 and 2023 second-round draft picks on 2/6/19.

PRO CAREER: Holds career averages of 7.1 points (.464 FG, .364 3-PT, .755 FT), 3.1 rebounds and 16.3 minutes in 436 games (11 starts) over six NBA seasons with Philadelphia, Los Angeles Clippers, Washington, Phoenix and Atlanta.

2018-19 (PHI/LAC): Appeared in 79 games (three starts) and averaged 5.8 points and 3.5 rebounds in 17.7 minutes per game... Tied a career-high with six three-pointers made on Nov. 19 vs. ATL and March 2 vs. GS... Recorded a career-high 14 games with three-plus three-pointers made... Scored season-high 22 points on March 2 vs. GS... Pulled down season-high 10 rebounds vs. TOR on Dec. 11... Recorded a career-best streak of six games with at least two three-pointers between Feb. 23 and March 6.

2017-18 (WAS): Appeared in 76 games (one start), averaging 8.8 points and 3.3 rebounds, while shooting .527 from the field and .405 from three-point range in 18.5 minutes... Scored in double-figures four consecutive games on three different occasions... Scored 22 points twice this season (12/9 and 12/15 against the Clippers)... Scored season-high 24 points vs. New Orleans on 12/19/17... DNP-CD in three games and at Orlando (2/3/18) for illness... Inactive, personal reasons vs. Houston (12/29/17) and for illness at San Antonio (3/21/18).

2016-17 (ATL/PHO): Appeared in 18 games for the Hawks, averaging 2.5 points and 2.1 rebounds in 10.8 minutes, before being traded to the Phoenix Suns, along with the draft rights to Cenk Akyol and cash considerations on Feb. 23, 2017... Waived by Phoenix on Feb. 24, 2017.

2015-16 (ATL): Compiled averages of 6.2 points, 2.7 rebounds and 1.0 assists in 15.3 minutes (.468 FG, .392 3FG, .794 FT) in 75 games off the bench... Scored in double-figures 19 times and had one double-digit rebound night... Led the team in scoring twice and rebounding once... Posted single season career-highs in 3FG and FT... Ranked third on the club in 3FG and fourth in FG... Blocked a career-high two shots at SAC (1/21), also finishing with six points and one rebound (2-4 FGs, 2-3 3FGs)... Tied a career-high with three steals vs. BKN (1/16), adding five points, five rebounds and two assists... Knocked down 7-8 FGs, 2-2 3FGs and 2-2 FTs on his way to 18 points, two rebounds, one assist, one steal and one block vs. NYK (12/26)... Missed two games due to a left knee contusion (12/10-12/12) and one contest due to personal reasons (3/10).

2014-15 (ATL): Appeared in 68 games off the bench in 2014-15, and

put up 7.8 points, 2.9 rebounds and 1.1 assists in 16.5 minutes (.444 FG, .344 3FG, .792 FT)... Scored in double-figures 18 times, including three 20-point nights... Reached career-bests in apg and 3FGM (.66).

2013-14 (ATL): Scored in double-figures four times during the postseason... Saw a playoff career-best 28 minutes at Ind (5/3), finishing with 15 points and postseason career-high tying three rebounds... Set playoff career-highs with 17 points, six FGM and five 3FGM while tying playoff career-highs with 17 points, six FGM and five 3FGM... Scored in double-figures 40 times (five 20-point games, including one 30-point night) and had one double-double during the regular season... Averaged 14.0 points, 5.3 rebounds and 1.5 assists in 32.5 minutes (.434 FG, .280 3FG, .556 FT) in six starting assignments... Led the team in scoring nine times, rebounding twice and assists once... Scored in double-figures in 13 consecutive games (1/82/5), the longest streak of his career... Team leader in games played, while ranking fourth in FGM and sixth in points per game.

2012-13 (ATL): Finished his rookie campaign averaging 4.6 points and 2.8 rebounds in 9.4 minutes (.476 FG, .768 FT) in 40 games (one start)... Scored in double-figures seven times, including two 20-point efforts... Tied career-high with 36 minutes played at NYK (4/17), recording career-bests in points (23), rebounds (14) and field goals made (10)... Pulled down 12 rebounds, adding 12 points for his first career double-double vs. TOR (4/16)... Grabbed eight rebounds to go with 17 points in 18 minutes at PHI (4/10)... Tallied 22 points (8-15 FGs, 6-8 FTs), six rebounds and two assists in 36 minutes at SAS (4/6)... Put in 19 points on 6-10 FGs and career-high tying 7-8 FTs in 23 minutes at BOS (3/29)... Assigned to Bakersfield of the NBA Development League on 12/1, and recalled to the Hawks on 12/11... Assigned to Bakersfield again on 3/1 and was recalled on 3/... Averaged 18.1 points, 8.3 rebounds and 1.4 assists in 32.6 minutes (.505 FG, .805 FT) in seven total games for Bakersfield.

PLAYOFFS: Appeared in 38 games averaging 6.8 points and 3.3 rebounds while shooting .478 from the field and .341 from three-point range... 2018: Scored a playoff-high 20 points in Game 2 of the first round at Toronto on 4/17/18... Brought down a season playoff-high five rebounds in Game 6 of the First Round vs. Toronto on 4/27/18... Handed out playoff-high-tying two assists in Game 3 of the first round vs. Toronto on 4/20/18... Recorded a season playoff-high one steal on two occasions, Game 3 of the first round vs. Toronto on 4/20/18 and Game 6 of the first round vs. Toronto on 4/27/18... Blocked a playoff-high-tying one shot in Game 4 of the first round vs. Toronto on 4/22/18... 2016: Scored a season playoff-high 17 points in Game 5 of the first round vs. Boston on 4/26/16... Brought down a season playoff-high six rebounds in Game 2 of the first round vs. Boston on 4/19/16... Handed out a playoff-high-tying two assists in Game 1 of the second round at Cleveland on 5/2/16... Had a playoff-high-tying one steal on three occasions, Game 2 of the first round vs. Boston on 4/19/16, Game 5 of the first round vs. Boston on 4/26/16 and Game 6 of the first round at Boston on 4/28/16... Blocked a playoff-high-tying one shot on three occasions, Game 2 of the first round at Atlanta on

CONTINUED ON PAGE 84



#35 MARIAL SHAYOK

HEIGHT	6' 4.5"
WEIGHT	206
YEARS PRO	R
FROM	IOWA STATE/CANADA
BORN	7/26/95



TRANSACTIONS: Drafted by the 76ers with the No. 54 overall pick in the 2019 NBA Draft... Signed a two-way contract with the 76ers on July 7, 2019.

COLLEGE: 2018-19 (Iowa State): Saw action in 34 of 35 games, starting every game he played in for the Cyclones ... was an Associated Press All-America Honorable Mention selection and a Julius Erving Award Finalist (Small Forward of the Year) ... an All-Big 12 First-Team selection, he led team and finished second in Big 12 Conference averaging 18.7 points per game ... also averaged 4.9 rebounds and 1.9 assists ... only player nationally and one of just eight since 2009-10 to average 18.5 points while shooting at least 49 percent from the field, 38 percent behind the arc and 87 percent at the free throw line ... was ninth in the Big 12 shooting 49.6 percent from the field, second shooting 87.8 percent at the line and eighth behind the arc at 38.6 percent ... he was 18th nationally in free-throw percentage ... connected on a team-high 71 three-pointers, with his 2.1 threes made per game ranking sixth among Big 12 players ... the 71 three-pointers made are the 16th-most in a single season at ISU ... his 637 points are tied for the 13th-most in a single season in school history and the most by any transfer player at ISU ... reached double figures in 32 of 34 games, including 20 or more points in 16 games. 2017-18 (Iowa State): Redshirted per NCAA transfer rules...2016-17 (Virginia): Made 14 starts while playing in all 34 games for the Cavaliers ... was second on the team averaging 8.9 points, doubling his scoring average from the previous season ... also averaged 2.4 rebounds ... shot 44.5 percent from the field and 32.8 percent from 3-point range ... a 79.6 percent free-throw shooter ... scored in double figures in 15 games, scoring 23 points on 8-for-14 shooting against UNCW in the first round of the NCAA Tournament ... averaged 8.6 points in eight career NCAA Tournament games ... arrives at Iowa State with 584 career points and 209 career rebounds... 2015-16 (Virginia): Saw action in 35 games, making eight starts ... averaged 4.3 points and 1.9 rebounds ... shot 49.2 percent from the field and 43.6 percent from behind the arc ... was in double figures seven times ... tallied a season-high 17 points against Long Beach State, while also dishing out a career-high five assists ...had 12 points against Butler in the second round of the NCAA Tournament ... scored five points against Iowa State in the Sweet 16...2014-15 (Virginia):Was only Cavalier freshman to appear in all 34 games, making one start ... averaged 3.8 points and 1.8 rebounds ... scored season-high nine points at Miami ... had seven points and six rebounds against Florida State.

OFF THE COURT: Born July 26, 1995 ... son of Markur and Hellena Shayok ... father played basketball at Dayton (1990-92) ... one of five children ... sister Yar played at Detroit where she was named to Horizon League All-Defensive Team ... brother Shayok played at UMKC and Bradley ... Prepped at Blair Academy (Blairstown, N.J.) for final two seasons, earning New Jersey Prep Player of the Year after averaging 15.0 points, 6.0 rebounds and 3.0 assists as a senior ... prior to attending Blair Academy, he prepped at St. Patrick's High School in Ottawa ... was a three-star recruit in high school, who originally signed with Marquette ... represented Canada at the 2012 U17 World Championships in Kaunas, Lithuania ... helped Canada finish second at the 2012 Nike Global Challenge, playing alongside Andrew Wiggins, Tyler Ennis, Trey Lyles and Xavier Rathan-Mayes.

#25 BEN SIMMONS

HEIGHT 6' 9.5"
WEIGHT 240
YEARS PRO 2
FROM LSU/AUSTRALIA
BORN 7/20/96

CAREER HIGHS

PTS	32	at CHI	2/22/18
FGM	13 (2)	at CHI	2/22/18
FGA	24	vs. UTA	11/7/17
3FG	--	--	--
3FGA	2	at TOR	10/21/17
FTM	15 (2)	at PHO	1/2/19
FTA	29	vs. WAS	11/29/17
OR	6 (2)	at UTA	12/27/18
DR	17	at NY	1/13/19
TR	22	at NY	1/13/19
AST	15 (5)	vs. SAS	1/23/19
STL	6	vs. PHO	12/4/17
BLK	4	at CHI	12/19/17
MIN	51:33	vs. OKC	12/15/17

PLAYOFF HIGHS

PTS	31	at BKN	4/18/19
FG	11	at BKN	4/18/19
FGA	17	vs. MIA	4/16/18
3FG	--	--	--
3FGA	1	at MIA	4/19/18
FT	7	at BKN	4/18/19
FTA	11 (2)	at BKN	4/18/19
OR	4 (4)	vs. BKN	5/9/19
DR	12	vs. BOS	5/7/18
TR	13 (2)	vs. BOS	5/7/18
AST	14	vs. MIA	4/14/18
STL	4 (2)	at MIA	4/21/18
BLK	3 (3)	at BKN	5/12/19
MIN	44:22	at TOR	4/29/19



NBA REGULAR SEASON STATISTICS

YEAR	TM	AGE	G	GS	MP	FG	FGA	FG%	3P	3PA	3P%	FT	FTA	FT%	ORB	DRB	TRB	AST	STL	BLK	TOV	PF	PTS
18-19	PHI	22	79	79	2700	540	960	0.563	0	6	0	257	428	0.6	172	525	697	610	112	61	274	209	1337
17-18	PHI	21	81	81	2732	544	998	0.545	0	11	0	191	341	0.56	145	514	659	661	140	70	278	211	1279
CAREER			160	160	5432	1084	1958	0.554	0	17	0	448	769	0.583	317	1039	1356	1271	252	131	552	420	2616

NBA PLAYOFF STATISTICS

YEAR	TM	AGE	G	GS	MP	FG	FGA	FG%	3P	3PA	3P%	FT	FTA	FT%	ORB	DRB	TRB	AST	STL	BLK	TOV	PF	PTS
18-19	PHI	22	12	12	421	72	116	0.621	0	0	0	23	40	0.575	24	61	85	72	15	12	32	45	167
17-18	PHI	21	10	10	369	61	125	0.488	0	1	0	41	58	0.707	16	78	94	77	17	8	46	74	163
CAREER			22	22	790	133	241	0.552	0	1	0	64	98	0.653	40	139	179	149	32	20	78	119	330

TRANSACTIONS: Selected by Philadelphia with the first overall pick in the 2016 NBA Draft.

PRO CAREER: Holds career averages of 16.4 points (.554% FG, 58.3% FT), 8.5 rebounds, 7.5 assists and 34.0 minutes in 160 games (160 starts) over 2 NBA seasons with Philadelphia.

2018-19 (PHI): Appeared in 79 games (79 starts) and averaged 16.9 points, 8.8 rebounds and 7.7 assists in 34.2 minutes per game... Recorded 10 triple-doubles on the season, good for first in the Eastern Conference and third in the NBA... Simmons' 42 double-double ranked 11th in the NBA and sixth in the Eastern Conference... Ranked third in the NBA in assists (610)... Was the only player in the NBA to rank inside the top 15 in both assists (610) and field goal percentage (.563)... Earned his first career All-Star selection, becoming the 32nd 76er to be named to an All-Star Game in franchise history... Scored a season-high 29 points on Jan. 2 at PHO and Feb. 23 vs. POR... Tied a career-high with 15 free throws made on Jan 2 at PHO... Pulled down a career-high 22 rebounds on Jan. 13 at NY... Tallied a season-high five steals vs. DET on Nov. 3... Recorded a season-high three blocks on four occasions (Nov. 9 vs. CHA, Dec. 12 at DET, Jan 15 vs. MIN, April 1 at DAL)... Corralled a career-high six offensive rebounds on Dec. 27 at UTA and Oct. 27 vs. CHA... Tallied an Eastern Conference best 53 games with at least 10 points, five assists and five rebounds, also good for second in the NBA... Ranked first in the Eastern Conference and second in the NBA in games with 34 games with at least eight rebounds and eight assists... Simmons was one of four players with multiple games of at least 20 points, 10 rebounds and 15 assists this season... Recorded 25 points, 15 rebounds, 11 assists and three steals against GS on March 2, becoming the only player in the NBA this season to put up such a stat line in a single game... Finished the regular season eighth in total minutes (2583)... Became the fourth fastest 76er to record 200 steals... Notched his 20th career triple-double in his 129th NBA game; becoming the second-fastest player in NBA history to record 20 triple doubles (Oscar Robertson)... Became the second fastest player to 1300 rebounds and 1200 assists in NBA history (Oscar Robinson)... Joined Russell Westbrook as the only players with at least 600 assists and 600 rebounds... Simmons was named Eastern Conference Player of the Week for games played between Monday, Feb. 25 and Sunday, March 3.

2017-18 (PHI): Appeared in 81 games (81 starts) averaging 15.8 points, 8.1 rebounds, 8.2 assists and 1.7 steals in 33.7 minutes per game, while shooting .545 from the field... Named 2017-18 Kia NBA Rookie of the Year, joining Hall of Famer Allen Iverson (1996-97) and Michael Carter-Williams (2013-14) as the other 76ers in franchise history to receive the award... Scored a career-high 32 points at Chicago (2/22)... Grabbed a career-high 18 rebounds vs. Washington (11/29)... Dished out a career-high 15 assists on four occasions, vs. L.A. Lakers (12/7), at Milwaukee (3/4), vs. Charlotte (3/19) and at Charlotte (4/1)... Stole the ball a career-high six times vs. Phoenix (12/4)... Blocked a career-high four shots at Chicago (12/18)... Reached double figures in points in a rookie and team-leading 72 contests... Recorded 58 games with 10+ points, five-plus rebounds and five-plus assists, which ranked third in the league and were more than three times as many as the next closest rookie... The 58 such games set a rookie record, dating back to 1963-64... From Feb. 25 - April 11 he recorded 25 consecutive games with five-or-more rebounds and five-or-more assists, the third longest streak in the league... Became the third rookie to record a triple-double (11 points, 15 assists and 12 rebounds) without committing a turnover vs. Charlotte (3/19)... Posted a rookie and team-leading 12 triple-doubles, the second-most ever by a player, behind Hall of Famer Oscar Robertson's 26 in 1960-61... His 12 triple-doubles were the third-most in the league during the 17-18

season and are tied with Kyle Lowry for the eighth-most among active NBA players... His 38 double-doubles finished tied for the team lead with Joel Embiid and were more than double that of any other rookie... The 38 double-doubles were the third-most ever by a rookie guard behind Robertson's 51 in 1960-61 and Mark Jackson's 39 in 1987-88... Posted 24 point-assist double-doubles, fourth in the NBA and the most by a rookie since John Wall's 24 in 2010-11... Joined Robertson as the only two players in league history to average at least 15 points, eight rebounds and eight assists in a rookie season and he was one of three players in league during the 17-18 season to post such averages, joining LeBron James and Russell Westbrook... Totaled 1,279 points, 659 rebounds and 661 assists in his rookie campaign making him and Robertson the only two rookies in league history to total at least 1,200 points, 600 rebounds and 600 assists... Joined James and Westbrook as the only three players in league during the 17-18 campaign to record at least 600 rebounds and 600 assists... Joined Hall of Famer Wilt Chamberlain (1966-67 and 1967-68) as the only Philadelphia players ever to post 600-or-more rebounds and assists in a single season, Simmons is the only rookie in 76ers history to accomplish this... His 661 total assists were the fourth-most ever totaled in a single season by a Philadelphia player behind Hall of Famer Maurice Cheeks (753 in 1985-86), Chamberlain (702 in 1967-68) and Cheeks again (667 in 1981-82)... Became the first rookie guard since Anfernee "Penny" Hardaway in 1993-94 to record at least 100 steals and 50 blocks in a season... Put together two streaks of at least 10 straight games with 10 points, five and five assists, no other rookie since 1983 has posted a streak longer than eight games... Named Eastern Conference Rookie of the Month on four occasions (October/November, January, February and March/April)... Named Eastern Conference Player of the Week (April 9).

PLAYOFFS: 2018: Made his playoff debut... Appeared 10 games (10 starts) averaging 16.3 points, 9.4 rebounds, 7.7 assists and 1.7 steals in 36.9 minutes per game while shooting .488 from the field and .707 from the free-throw line... Scored a playoff-high 24 points in Game 2 of the First Round vs. Miami (4/16/18)... Grabbed a playoff-high 13 rebounds on two separate occasions, Game 4 of the First Round at Miami (4/21/18) and Game 4 of the Second Round vs. Boston (5/7/18)... Dished out a playoff-high 14 assists in Game 1 of the First Round vs. Miami (4/14/18)... Recorded a playoff-high four steals on two separate occasions, Game 3 of the First Round at Miami (4/19/18) and Game 4 of the First Round at Miami (4/21/18)... Reached double figures in points in his first six postseason games of his career and nine out of 10 overall... Posted five double-doubles... Posted his first career postseason triple-double in Game 4 of the First Round vs. Miami (4/21/18)... He became the first rookie since Hall of Famer Magic Johnson (May 14, 1980) to record a triple-double in the playoffs... Totaled 91 points, 53 rebounds and 45 assists during the First Round against Miami, no other rookie, dating back to 1963-64, had posted such numbers in their first five career playoff games... During the First Round he averaged 112.6 touches per game, the most of any player. 2019: Appeared in 12 games (12 starts), averaging 13.9 points, 7.1 rebounds, 6.0 assists and 1.3 steals in 35.1 minutes per contest... Shot .621 from the field... Notched a playoff career highs with 31 points (11-13 FG, 9-11 FT)... Recorded his second playoff triple-double against Brooklyn on April 15, tallying 18 points, 12 assists and 10 rebounds.

COLLEGE: LSU (2015-16) 2015-16 Wayman Tisdale National Freshman of the Year (USBWA)... 2015-16 Sporting News National Freshman of the Year... 2015-16 USA Today National Freshman of the Year... 2015-16 All-SEC Freshman Team... First Team USBWA All-American... Second Team All-American by ESPN, Sports Illustrated and Sporting News... Third Team All-American by USA Today... Simmons was the consensus

PLAYERS

CONTINUED ON PAGE 84



#8 ZHAIRE SMITH

HEIGHT 6' 3"
 WEIGHT 210
 YEARS PRO 1
 FROM TEXAS TECH/USA
 BORN 6/4/99

CAREER HIGHS

PTS	17	vs. CHI	4/10/19
FGM	7	vs. CHI	4/10/19
FGA	13	vs. CHI	4/10/19
3FG	2	vs. CHI	4/10/19
3FGA	5 (2)	vs. CHI	4/10/19
FTM	3	vs. MIL	4/4/19
FTA	4	vs. MIL	4/4/19
OR	--	--	--
DR	3	vs. MIL	4/4/19
TR	4	vs. CHI	4/10/19
AST	5	vs. CHI	4/10/19
STL	1 (2)	vs. MIL	4/4/19
BLK	1 (2)	vs. MIL	4/4/19
MIN	31:53	vs. CHI	4/10/19

PLAYOFF HIGHS

PTS	--	--	--
FG	--	--	--
FGA	--	--	--
3FG	--	--	--
3FGA	--	--	--
FT	--	--	--
FTA	--	--	--
OR	--	--	--
DR	--	--	--
TR	--	--	--
AST	--	--	--
STL	1	at TOR	4/27/19
BLK	--	--	--
MIN	4:10	at TOR	4/27/19



NBA REGULAR SEASON STATISTICS

YEAR	TM	AGE	G	GS	MP	FG	FGA	FG%	3P	3PA	3P%	FT	FTA	FT%	ORB	DRB	TRB	AST	STL	BLK	TOV	PF	PTS
18-19	PHI	19	6	2	111	14	34	0.412	6	16	0.375	6	8	0.75	3	10	13	10	2	2	6	8	40
CAREER			6	2	111	14	34	0.412	6	16	0.375	6	8	0.75	3	10	13	10	2	2	6	8	40

NBA PLAYOFF STATISTICS

YEAR	TM	AGE	G	GS	MP	FG	FGA	FG%	3P	3PA	3P%	FT	FTA	FT%	ORB	DRB	TRB	AST	STL	BLK	TOV	PF	PTS
18-19	PHI	20	2	0	5	0	0	0.0	0	0	0.0	0	0	0.0	0	0	0	0	1	0	0	0	0
CAREER			2	0	5	0	0	0.0	0	0	0.0	0	0	0.0	0	0	0	0	1	0	0	0	0

TRANSACTIONS: Drafted by Phoenix in the first round (16th pick) of the 2018 NBA Draft...Traded on draft night by Phoenix with a 2021 first-round draft pick (via Miami) to Philadelphia for the No. 10 pick (Mikal Bridges).

PRO CAREER: Holds career averages of 6.7 points (.412% FG, .375% 3-PT, .75% FT), 2.2 rebounds, 1.7 assists and 18.5 minutes in six games (two starts) over one NBA season with Philadelphia.

2018-19 (PHI): Appeared in six games (two starts) and averaged 6.7 points, 2.2 rebounds and 1.7 assists in 18.5 minutes per game...Posted career-high 17 points, four rebounds and five assists vs. CHI on April 10...Played in 11 games (two starts) for the G-League's Delaware Blue Coats and averaged 7.2 points, 3.0 rebounds, 1.5 assists in 22.6 minutes per contest... Made his debut as a 76er on March 25 at ORL and posted a season-high three points, one rebound and one steal...2018-19 (Delaware - G League): Appeared in 11 games (five starts) averaging 7.2 points, 3.1 rebounds and 1.6 assists in 22.7 minutes per game, while shooting .410 from the field, .200 from three-point range and .667 from the free-throw line.

PLAYOFFS: 2019: Appeared in two games, totaling five minutes...recorded one steal.

COLLEGE: TEXAS TECH (2017-18) Smith dialed up 11.3 points, 5.0 rebounds, 1.8 assists, 1.1 blocks and 1.1 steals per game...Appeared in all 37 games and inserted into the starting lineup in 21 of the last 22 games (Jan. 9-March 25)...His 417 total points were a program singles season freshman record...The 11.3 PPG were second on the team and fifth among Big 12 freshmen...First freshman in program history to secure All-Big 12 Honorable Mention and USBWA All-District 7 First-Team status...Reached double figures in 27 games which was second on the team only behind Keenan Evans...Texas Tech was 19-8 when Smith scored 10 or more points...Teamed with Jarrett Culver to average 22.5 PPG, third among Big 12 freshmen duos in 2017-18...Connected on 55.6 percent of his field goal attempts, good enough for fourth place on the Big 12 leaderboard...His 185 rebounds, 42 blocks and 42 steals led the team...The 1.1 BPG were tied for 10th and 1.1 SPG were 15th in the Big 12 rankings...The 42 total blocks were second for a freshman in program history only behind Zach Smith's 45 rejections in 2014-15...Amassed 14 points, five rebounds, three assists and two blocks against South Alabama (Nov. 10) in debut...First career points came on a transition layup off a Zach Smith steal at the 15:54 mark of the first half...Put together 10 consecutive games in double figures (Nov. 25-Jan. 6)...The only other freshmen to accomplish the feat was Rick Bullock in 1972-73...Provided 17 points on an efficient 7-of-8 shooting to go along with five assists versus Savannah State (Nov. 25)...Garnered 10 points, six rebounds, a season-high four steals and three assists against No. 22 Nevada (Dec. 5)...Upped his scoring mark to 12.3 PPG, and the 22.2 points were third in program history behind Culver and Martin Zeno for a freshmen in Big 12 action...Notched 15 points versus No. 18 Baylor (Dec. 29) in Big 12 opener...Collected 11 points and five rebounds during Texas Tech's win at No. 10 Kansas (Jan. 2)...Extended the Red Raiders lead to 72-61 with a high-flying dunk from Evans off an inbounds play with 3:59 remaining...Worked his way to nine points, eight rebounds, two assists, two blocks and two steals versus No. 2 West Virginia (Jan. 13)...Reeled off nine straight games with 10-plus points (Feb. 3-March 3) to conclude the regular season...Chipped in 12 points and a season's best four blocks at TCU (Feb. 3)...Exploded for a season-high 21 points on 7-of-8 from the floor coupled with eight rebounds, three steals and two blocks against Iowa State (Feb. 7)...Fired in 20 points and five rebounds versus No. 8 Kansas (Feb. 24)...Turned in 12.0 PPG, 7.3 RPG, 2.5 APG, 1.0 SPG and 1.0 BPG in Texas Tech's four NCAA Tournament games (March 15-25)...Reverse 360 dunk in first half fueled a 10-point, eight-rebound effort against Stephen F. Austin (May 15) during opening round...Racked up 18 points on 8-of-13 shooting, grabbed a season-high nine

rebounds and handed out a season-best seven assists against No. 23 Florida (May 17)...Alley-opp dunk from Evans with 30 seconds to go punched the program's first NCAA Sweet 16 appearance since 2004-05...Added 13 points, five rebounds and two blocks versus No. 11 Purdue (March 23)...Wrapped the season with seven points and seven rebounds against No. 2 Villanova (March 25)...2017-18 USBWA All-District 7 First Team...2017-18 All-Big 12 Honorable Mention (Coaches/AP)...2017-18 All-Big 12 Newcomer Team...2017-18 All-Big 12 Defensive Team.

OFF THE COURT: Son of Billy Smith who played college basketball at Kansas State...Has a sister named Ayinde...Voted best high school dunker by coaches in the Dallas-Fort Worth area.



#22 MATISSE THYBULLE

HEIGHT	6' 5"
WEIGHT	202
YEARS PRO	R
FROM	WASHINGTON/USA
BORN	3/4/97



TRANSACTIONS: 76ers acquired the draft rights to the 20th overall pick, Matisse Thybulle from Washington, in exchange for the draft rights to the 24th overall pick (Ty Jerome from Virginia) and the 33rd overall pick (Carsen Edwards from Purdue)... Signed by the 76ers on July 3, 2019.

COLLEGE: 2018-19 (Senior): Started in all 36 games averaging 31.1 minutes, 2.3 blocks and 3.5 steals en route to earning All-Pac-12 First Team honors and being named the 2019 Pac-12 Defensive Player of the Year for the second-straight season ... also picked up Pac-12 All-Defensive Team honors ... Named the 2019 Naismith Defensive Player of the Year ... Set the Pac-12 single-season steals record with 126 on the year ... Set the Pac-12 career steals record with his one steal against Oregon at the Pac-12 Championship as he finished with 331, passing Gary Payton (321, 1986-90) ... Led the team with 17 points in just 25 minutes to go along with six steals and five blocks against Colorado ... Tallied 15 points on 5-of-8 shooting while adding five blocks and five steals at AZ ... Matched his career-high with seven steals against USC and scored 17 points while adding six rebounds and two blocks Scored 12 points while recording a career-high tying seven steals against Sacramento State ... Led the team with 16 points including a career-high tying 5 from long distance against No. 13 Virginia Tech ... Notched a season-high 18 points at No. 1 Gonzaga while adding four assists ... Scored in double-figures for the first time with 13 points and added six assists against UCSB... 2017-18 (Junior): Career starting streak is now at 99 ... named the 2018 Pac-12 Defensive Player of the Year becoming the first UW player to earn that award ... set the UW single-season record with 101 steals, which also ranks second on the Pac-12 Conference single-season list ... also finished with a team-high 49 blocks ... his 205 career steals are also the UW record ... while his 103 career blocks rank sixth in UW program history ... reached double figures 20 times on the year and led UW in scoring five times ... averaged a career-best 11.2 points in 32.3 minutes in 34 games this season and knocked down at least two from 3-point range in eight of the last 10 games of the season ... in the opening round of the NIT against Boise State, scored 18 points on 7-of-11 shooting and added five rebounds, four assists and four steals ... led the team with 16 points against Oregon State in the first round of the Pac-12 Tournament on 6-of-13 shooting from the field scored a career-high 26 points against Colorado on 8-of-11 shooting from the field, 4-of-5 from 3-point range and a perfect 6-of-6 from the free throw line ... also added four steals, two assists and two blocks ... recorded 18 double-digit scoring efforts so far this season ... posted back-to-back 18-point scoring efforts for the first time in his career at Colorado and against WSU ... has registered at least two steals in all all but two games including a career-high seven against BCU ... also set a career high in assists with seven vs. Virginia Tech... 2016-17 (Sophomore): Started in all 31 games this season and recorded 16 double-digit scoring efforts while hitting at least one three in all but three outings ... has started in 65 straight games and averaged 10.5 points during the season while adding 3.1 rebounds and shot 44.8 percent from the field, 40.5 from 3-point range and 84.1 percent from the free throw line ... set the UW sophomore steals record with 65, which ranks third on UW's overall single-season list... recorded his first career double-double with 15 points and a career-best 11 rebounds against Arizona ... notched 15 points against Cal Poly on 5-of-7 shooting ... went 4-of-5 from the field, including 2-of-3 from 3, en route to 12 points against Nevada ... set a career-high in the season opener with 20 points on 6-of-7 shooting from the field against Yale and also knocked down a career-best six blocks ... followed that up with back-to-back 15-point showings against Cal State Fullerton and Northern Arizona... 2015-16 (Freshman): Started all 34 games... averaged 6.2 points and 3.2 rebounds per game... had his career-best and first double digit scoring effort with 16 points against Cal State Fullerton... also had 16 points against Oakland... shot 5-for-11 from the field and 3-for-6 from beyond the arc... had a career-best eight rebounds against UCLA... had six steals against No. 23 Arizona, tied for the third most ever by a UW player in a single game.

PERSONAL: Born on March 4, 1997... Wears No. 22 in honor of his mother, Elizabeth, who died of cancer when he was a high school senior. He wore No. 4 in college to honor his mother but wears No. 22 since it adds to four... Has a passion for photography.



JOEL EMBIID CONTINUED

and .822 from the free-throw line...His second consecutive postseason averaging at least 20.0 points and 10.0 rebounds... Joins Charles Barkley (five times), Wilt Chamberlain (four times), Billy Cunningham (three times), Moses Malone (three times) and Dolph Schayes (eight times) as the only 76ers in franchise history to average 20.0 points and 10.0 rebounds over in more than one postseason... Posted double-doubles in seven of his 11 playoff games, including six 20-10 performances... Tallied 30-or-more points twice, including a new playoff career-high 33-point (9-18 FG) outing vs. TOR on 5/2... Notched playoff career-highs with seven assists and six blocks on 4/20 vs. BRK, while adding 31 points (12-22 FG), a 2019 playoff-best 16 rebounds and two steals... Also handed out seven assists on 5/5 vs. TOR... Blocked five-or-more shots three times.

COLLEGE: KANSAS (2013-14) Was an early entry candidate for the 2014 NBA Draft following his freshman season at Kansas...Averaged 11.2 points, 8.1 rebounds, 1.4 assists, 2.6 blocks and 0.9 steals while shooting 62.6 percent from the floor and 68.5 percent from the line... Set school freshman records for blocks (72), field goal percentage (.626) and rebounding (8.1 rebounds per game)...Named Big 12 Defensive Player of the Year...Missed the final six games, including the Big 12 Championship and NCAA Tournament, with a lower back strain...Recorded at least one block in 26 of his 28 games played, including a season-high 8 blocks against Oklahoma State...Had eight double-doubles, including seven over his final 17 games played.

OFF THE COURT: Native of Cameroon...Son of Thomas and Christine Embiid...Has a younger sister, Muriel...Grew up playing mostly volleyball and soccer...According to reports, Luc Richard Mbah a Moute spotted him at a camp in Cameroon in 2011 and influenced his decision to come play high school basketball in the United States... Played his senior year at The Rock School in Gainesville, Florida., averaging 13.0 points, 9.7 rebounds and 1.9 blocks...Played in both the Jordan Brand Classic and Nike Hoops Summit.

JAMES ENNIS III CONTINUED

1.3 blocks and was named Big West Conference... Player of the Year and was Associated Press Honorable Mention All-American... Shot 49.3% from the floor during his two seasons at Cal State Long Beach.

OFF THE COURT: Son of Denise Taylor and James Ennis... Has two brothers and three sisters...Cousin, Lorenzo Booker, played four seasons as a running back in the NFL... Majored in African Studies... Won the Western State Conference and Southern California Regional championships in the high jump, clearing 6'11"... Also played soccer growing up and enjoyed skateboarding and rollerblading... Has interest in coaching following his playing career.

TOBIAS HARRIS CONTINUED

(511), assists (169) and minutes (2,513)...Missed three games with a sore left ankle while with Orlando (2/7) - (2/10) and one game due to rest (4/13 at Cleveland).

2014-15 (ORL): Played in 68 games (63 starts) with Orlando, averaging a career-high 17.1 ppg., 6.3 rpg., 1.8 apg. and 1.01 mpg, in a career-high 34.8 mpg...Shot .364 (87-239 3FG) from three-point range...As a starter, averaged 17.6 ppg., 6.5 rpg., 1.9 apg. and 1.06 stlpg. in 35.6 mpg... Tied for 17th in the NBA in minutes played and ranked 28th in scoring... Led (or tied) the team in scoring 20 times, in rebounding 11 times and in assists twice... Scored in double figures 61 times and had 20-plus points 21 times, including a career-high 34 points in a career-high 45 minutes vs. L.A. Lakers (2/6)... Recorded 11 double-doubles... Had 10-plus rebounds 11 times, including a season-high 16 boards twice [vs. Minnesota (1/17) and at Charlotte (11/21)]... Dished out a career-high-tying six assists at San Antonio on 2/4... Recorded at least one steal 47 times and had two-or-more steals 14 times, including a career-high five steals at Detroit (11/17)... Missed 14 games due to injury: missed two games (11/22-24) due to a strained right calf, three games (2/9-20) due to a sore right knee, eight games (1/10-18, 3/18-22) due to a sprained left ankle and one game (4/15) due to a sore right Achilles.

2013-14 (ORL): Played in 61 games (36 starts) with Orlando, averaging 14.6 ppg., a career-best 7.0 rpg. and 1.3 apg. in 30.3 mpg... Shot .807 (197-244) from the free throw line... As a starter, averaged 15.7 ppg., 7.5 rpg. and 1.4 apg. in 34.1 mpg... Ranked 39th in the NBA in rebounding... Led (or tied) the Magic in scoring 13 times and in rebounding 16 times...Scored in double figures 50 times and had 20-plus points 12 times, including 31 points vs. Philadelphia (3/2)... Pulled down 10-plus rebounds eight times, including a career-high 20 rebounds vs. L.A. Lakers (1/24).

2012-13 (ORL/MIL): Appeared in 55 games (34 starts) for both Milwaukee and Orlando, averaging 11.0 ppg., 5.2 rpg. and 1.3 apg. in 23.6 mpg... Appeared in 28 games (14 starts) with the Bucks, averaging 4.9 ppg. and 2.0 rpg. in 11.6 mpg... Acquired from Milwaukee on Feb. 21... Played in 27 games with the Magic, averaging 17.3 ppg., 8.5 rpg., 2.1 apg. and 1.37 bpg. in 36.1 mpg... Made 20 starts with Orlando, averaging 17.5 ppg., 9.3 rpg., 2.3 apg. and 1.55 bpg. in 38.6 mpg. during that span... Led (or tied) the Magic in scoring ten times, in rebounding five times and in assists once... Scored in double figures 30 times (24 with Orlando) and had 20-plus points nine times, including 30 points twice vs. Washington (3/29) and vs. Milwaukee (4/10)]... Pulled down 10-plus rebounds nine times (all with Orlando), including 19 rebounds vs. Milwaukee (4/10)... Recorded nine double-doubles... Dished out a career-high six assists on at Charlotte (3/27)... Tallied at least one steal 22 times... Recorded at least one blocked shot 24 times... Logged a career-high 45 minutes four times... Missed seven games (12/14-26) due to a right elbow laceration... Had 18 DNP-CDs and was on the Inactive List once.

2011-12 (MIL): Played in 42 games (nine starts) during his rookie campaign for Milwaukee, averaging 5.0 ppg. and 2.4 rpg. in 11.4 mpg... Led (or tied) the Bucks in scoring twice and in rebounding twice...Scored in double figures seven times... Recorded first NBA double-double vs. Philadelphia (4/25) with 15 points and 13 rebounds... Made his NBA debut at L.A. Clippers (1/7) and first NBA start at Orlando (3/3)... Had 15 DNP-CDs and was on the Inactive List four times.

PLAYOFFS: 2016: Appeared in four games (four starts) averaging 14.5 points, 9.5 rebounds, 3.0 assists, 0.8 steals and 0.8 blocks, while shooting .457 from the field, .923 from the free-throw line and .333 from three-point range...Scored a playoff-high 23 points in Game 4 of the first round vs. Cleveland on 4/24/16...Brought down a playoff-high 13 rebounds in Game 4 of the first round vs. Cleveland on 4/24/16...Dished out a playoff-high four assists on two separate occasions; Game 2 of the first round at Cleveland on 4/20/16 and Game 3 of the first round vs. Cleveland on 4/22/16...

PLAYERS

TOBIAS HARRIS CONTINUED

Recorded a playoff-high two steals in Game 1 of the first round at Cleveland on 4/17/16. Blocked one shot in the postseason on three occasions; Game 1 of the first round at Cleveland on 4/17/16, Game 2 of the first round at Cleveland on 4/20/16 and Game 3 of the first round vs. Cleveland on 4/22/16.

2019: Appeared in 12 games (12 starts), averaging 15.5 points, 9.1 rebounds, 4.0 assists and 1.1 steals in 36.9 minutes per contest... Shot .425 from the field, .349 from three-point range and .846 from the free-throw line... Notched playoff career highs with 29 points (11-20 FG, 6-6 3FG) and 16 rebounds on 4/18 at BRK... Tallied 24 points on 10-for-20 shooting to go along with eight rebounds and a playoff career-high six assists on 4/20 @ BRK... Scored in double figures in 10 of his 12 games... Made each of his seven free-throw attempts on 4/15 vs. BRK, matching a career playoff high.

COLLEGE: Tennessee (2010-11) Played 34 games (33 starts) during his only season at the University of Tennessee, averaging 15.3 ppg., 7.3rpg. and 1.3 apg. in 29.2 mpg... Named Second Team All-SEC and to the All-SEC Freshman Team... Ranked fourth among NCAA freshmen in the six major conferences in scoring and tied for fifth in rebounding... Finished fifth in the SEC in rebounding (7.9 rpg.) in conference games only... Posted eight double-doubles, third-most among all SEC players... Led (or tied) the Volunteers in scoring 13 times and in rebounding 18 times... Scored a career-high-tying 25 points vs. Florida (3/11) during the SEC Tournament... Also had 25 points on at South Carolina (3/3).

OFF THE COURT: Full name is Tobias John Harris... Father, Torrel, played college basketball at Duquesne and Murray State... Has a sister, Tesia, who earned Third Team All-Colonial Athletic Association honors in 2009-10 playing basketball at Delaware before transferring to St. John's... Brother, Tyler, played his freshman season at North Carolina State in 2011-12 before transferring to Providence and finished his collegiate career at Auburn... Cousin of Cavaliers forward Channing Frye... Chosen to be the 2014 USA Men's Select Team... Participated in the 2016 Seeds for Peace Camp... Received the NBA Cares Community Assist Award in October 2016, earning the award for the second time in his career and was named a finalist for the yearlong NBA Community Assist Award... Recognized for his tremendous efforts in the Central Florida community as the winner of the Rich and Helen DeVos Community Enrichment Award in 2014 and co-winner in 2015 with Victor Oladipo... Received the NBA Cares Community Assist Award for March 15... Named a finalist for the 2014-15 J. Walter Kennedy Citizenship Award, given annually to a player, coach or athletic trainer who has shown outstanding service and dedication to the community... Was a finalist for the Naismith High School Player of the Year Award as a senior at Half Hollow Hills West High School, who he led to the New York Class AA state title game AA state title game as a senior... Named New York's Mr. Basketball, All-USA by USA Today and a McDonald's All-American... Hosted School of Business Basketball Camp in Long Island, NY, where he works to teach young athletes a combination of basketball and life skills... George Gervin is a family friend and mentor and has worked with Tobias on-and-off since Tobias was 13... Him and Boban Marjanović have the best bromance in the league and they started a web series together... Follow him on Twitter: @tobias31.

AL HORFORD CONTINUED

22nd in blocks per game and tied for 38th in rebounds per game... Scored in double figures 65 times, including 19 20-point efforts... Grabbed double-digit rebounds on 16 occasions... Had 14 double-doubles (seven 20 point/10 rebound games), including one triple-double... Team leader in FG% and blocks per game, while ranking second in rebounds per game, and third in points per game and assists per game... Tied a career-best with five steals adding 21 points, five rebounds, three assists and one block at the LA Lakers (Mar. 15)... Recorded his first career triple-double with 21 points, 10 rebounds, a career-high tying 10 assists and one block (8-10 FGs, 5-6 FTs) at Philadelphia (Jan. 13)... Named NBA Eastern Conference Player of the Week twice (12/15-12/21 and 1/12-1/18)... Named Kia NBA co-Eastern Conference Player of the Month for January... Missed one game due to illness (Dec. 30) and one due to family reasons (Feb. 28).

2013-14 (ATL): Recorded nine double-doubles (five 20-point/10-rebound games)... Hit double figures 28 times, including 13 20-point outings (one 30-point game)... Registered his third career 30-point/15 rebound game with a career-high tying 34 points (career-best 15-23 FGs) and 15 boards in 41 minutes against Washington (Dec. 13)... Missed the final 53 games due to a torn right pectoral muscle (12/28-4/16) and subsequent surgery (in Atlanta on Dec. 31).

2012-13 (ATL): Played and started in 74 contests, and averaged 17.4 points, career-best 10.2 rebounds, 3.2 assists, 1.1 blocks and 1.1 steals in 37.2 minutes (54.3 FG%, 50.0% 3FG%, 64.4 FT%)... Finished sixth in the NBA in double-doubles, eighth in rebounds per game, 10th in FG%, tied for 25th in points per game and 30th in blocks per game... Recorded 43 double-doubles (20 20-point/10 rebound games), including one point/assist.

2011-12 (ATL): Appeared in 11 contests (all starts) averaging 12.4 points, 7.0 rebounds, 2.2 assists, 1.3 blocks and 0.9 steals in 31.6 minutes (55.3 FG%, 73.3 FT%)... Missed 55 games due to a torn left pectoral muscle (suffered Jan. 11 at Indiana) and subsequent surgery.

2010-11 (ATL): Posted averages of 15.3 points, 9.3 rebounds, 3.5 assists, 1.0 blocks and 0.8 steals (55.7 FG%, 50.0 3FG%, 79.8 FT%)... Ranked fifth in the NBA in FG%, 28th in blocks and 16th in efficiency (22.5)... One of the top all-around rebounders in the league, finishing 11th in rebounds, seventh in defensive rebounds (7.0) and tied for 24th in offensive rebounds (2.4)... Had 36 double-doubles (tied for ninth in NBA), including 1 20/20 game... Named Third-Team All-NBA and earned his second straight All-Star appearance.

2009-10 (ATL): Had an outstanding season, becoming the first Hawks draft pick to earn an All-star berth since Kevin Willis... Contributed 14.2 points, 9.9 rebounds, 2.3 assists, 1.1 blocks and 0.7 steals in 35.1 minutes (55.1 FG%, 78.9 FT%), appearing in 81 games... Ranked eighth in the NBA in FG%, 10th in rebounds, tied for ninth in offensive rebounds (2.9) and 26th in blocks... Had a team-leading 39 double-doubles (tied for 11th in the NBA).

2008-09 (ATL): Started all 67 games he played averaging 11.5 points, 9.3 rebounds, 2.4 assists, 1.4 blocks and 0.8 steals in 33.5 minutes (52.5 FG% - 15th in the NBA, 72.7 FT%).

2007-08 (ATL): The only player unanimously selected to the NBA All-Rookie First Team (and runner-up for Rookie of the Year honors) Horford nearly averaged a double-double during his first year... Became the first Atlanta draftee to earn first team honors since Stacey Augmon in 1991-92... Averaged 10.1 points, 9.7 rebounds, 1.5 assists, 0.9 blocks, 0.7 steals and 31.4 minutes in 81 games (77 starts)... Earned three Eastern Conference Rookie of the Month awards... Ranked in a tie for 11th in the NBA in rebounds, tied for 11th in offensive rebounds (3.1), tied for 21st in defensive rebounds (6.6), 31st in FG% and tied for 39th in blocks... Led all first-year players in rebounds per game, double-doubles (25) and efficiency (16.5).

PLAYOFFS: 2019: Led the Celtics to the second round... Appeared in nine games (all starts) and averaged 13.9 points, 9.0 rebounds, 4.4 assists and 0.8 blocks in 34.4 minutes per game... Shot 41.8% from the field, 40.9% from three and 83.3% from the free throw line... 2018: Appeared in 19 games (19 starts) and averaged 15.7, 8.3 rebounds, 3.3 assists, 1.00 steals and 1.16 blocks in 35.7 minutes per game... Shot 54.4 percent from



AL HORFORD CONTINUED

the field, 34.9 percent from three and 82.7 percent from the free throw line... 2017: Appeared in 18 games, averaging 15.1 points, 6.6 rebounds, 5.4 assists and shot 58.4 percent from the field and 51.9 percent from three... 2016: Averaged 13.4 points, 6.5 rebounds, 3.1 assists, 1.2 steals and 2.4 blocks in 32.7 minutes per games over ten games in the playoffs against Boston and Cleveland... 2015: Posted 14.4 points, 8.6 rebounds, 3.7 assists and 1.4 blocks in 32.6 minutes (50.7 FG%, 75.0 FT%) while starting all 16 playoff games... Averaged a double-double (14.3 points, 10.0 rebounds, 3.8 assists, 1.2 blocks and 1.0 steals) in the First Round Playoff series vs. Brooklyn, and followed it up with a team-leading 16.8 points, 9.8 rebounds and 2.3 blocks (also 4.3 assists and 1.0 steals) in the Eastern Conference Semifinals win over Washington... Tallied 17 points and postseason career-highs of 17 rebounds and seven assists (also vs. Brooklyn on Apr. 22) vs. Washington (May 3)... Also tied playoff career-bests during the Washington series with three steals (May 5) and five blocks (May 13)... 2013: Played and started in all six games of the Hawks' 2013 first-round postseason loss to Indiana, averaging 16.7 points, 8.8 rebounds, 3.0 assists and 1.0 steals in 36.3 minutes (49.4 FG%, 66.7 FT%)... 2012: Played in three games of the 2012 first-round loss to Boston (missed the initial three contests due to continued rehab for a torn left pectoral), and averaged 15.3 points, 8.3 rebounds, 2.7 assists, 1.3 steals and 1.3 blocks in 36.0 minutes (58.8 FG%, 75.0 FT%)... In Game Five at Phillips Arena, in his first start since January 11, put in 19 points, 11 rebounds, three assists, three steals and three blocks (8-15 FGs, 3-4 FTs), helping lead the Hawks to an 87-86 win... 2011: In starting all 12 postseason contests in 2011 against Orlando and Chicago, compiled 11.3 points, 9.6 rebounds, 3.5 assists and 1.0 blocks in 39.0 minutes (42.3 FG%, 76.9 FT%)... 2010: Started all 11 contests in the 2010 postseason vs. Milwaukee and Orlando, and averaged 14.6 points, 9.0 rebounds, 1.8 assists and 1.7 blocks in 35.3 minutes (52.3 FG%, 83.9 FT%)... 2009: Played and started in nine contests in the 2009 Playoffs against Miami and Cleveland, and averaged 6.9 points, 5.8 rebounds and 2.0 assists in 28.0 minutes (42.4 FG%, 66.7 FT%)... Suffered a sprained right ankle in Game 5 vs. Miami, and missed Game 6 of that series, as well as Game 2 in the second round vs. Cleveland... 2008: Had an outstanding postseason series vs. Boston (2008 Playoffs), averaging 12.6 points, 10.4 rebounds, 3.6 assists and 1.0 blocks (47.2 FG%, 74.1 FT%)... Became the 24th rookie in NBA history (first Hawk) to put up at least 20 points and 10 rebounds in his playoff debut.

COLLEGE: Horford capped off an outstanding collegiate career by helping the Florida Gators to their second straight national championship in 2007, as the Gators became the first school to win back-to-back titles in 15 years... Finished career as the school's 35th all-time leading scorer with 1,123 points (career averages in 109 games (103 starts) - 10.3 points, 7.9 rebounds, 1.7 blocks, 58.6 FG%, 62.4 FT%)... Also ended his collegiate career among the top 10 leaders in blocked shots (189, second) and rebounding (864, seventh)... Recorded 28 career double-doubles... Horford, Joakim Noah (Chicago) and Corey Brewer (Minnesota) were taken in the first nine picks of the 2007 Draft, which marked the first time three college teammates were selected that high... In his junior campaign (2006-07), in the title game, his 18 points and 12 rebounds led the Gators to an 84-75 victory over Ohio State (at the Georgia Dome, earning All-Tournament team honors for the second consecutive year)... Third team All-America (by the Associated Press) and first team All-Southeastern Conference... Had career-bests of 13.2 points and 9.5 rebounds (team-high, second in the SEC), in addition to blocking 1.8 shots (60.8 FG%, 64.4 FT%) in 38 games... Took home SEC Tournament MVP honors after totaling 18 points and 12 boards in the championship game win over Arkansas... As a sophomore (2005-06), tallied 11.3 points, a team-high 7.7 rebounds (sixth in the SEC) and 1.7 blocks (also sixth in the conference)... The tandem of Horford and Noah dominated inside as the Gators won the school's first-ever NCAA basketball championship, cruising to a 73-57 win over UCLA... Named to the Final Four's all-tourney team... Exceeded expectations as a freshman (2004-05), averaging 5.6 points, 6.6 rebounds and 1.6 blocks (48.0%, 58.2 FT%) in 32 games.

OFF THE COURT: Married 2003 Miss Universe Amelia Vega in Santo Domingo (DR) on December 24, 2011... They have three children... His parents are Alfredo "Tito" Horford and Arelis Reynoso... Tito played four years in the NBA with Milwaukee (1988-90) and Washington (1993-94)... has three brother and two sisters... Has hosted youth basketball camps in Atlanta, Michigan and the Dominican Republic... The first player in the league to co-direct a night of programming at Atlanta's NBA TV studios... A two-time winner of the NBA's Community Assist Award (February '08 and March '11)... In 2011, donated \$23,000 to Direct Relief International to help the people of Japan recover from the tsunami and earthquake... Has hosted holiday parties for underprivileged kids... Loves all types of music and is a very good ping-pong player... Considers his mom the person he admires the most... Enjoys eating white rice and black beans, beef and chicken dishes and sweet plantains... Horford's favorite actor and actress - Denzel Washington and Jessica Alba... His favorite movie is "Dark Knight Rises" and top TV show is "Hometown"... While growing up he lived in the United States, the Dominican Republic, Monaco and Brazil.

PLAYERS

JOSH RICHARDSON CONTINUED

career high by hitting a three-point field goal in 10 straight games from Dec. 20-Jan. 6...recorded a steal in a career-high seven consecutive games from Dec. 23-Jan. 4...matched his career high with 22 points vs. Oklahoma City on Dec. 27...recorded a career-high five steals at New York on Mar. 29 and matched that total two more times (Apr. 8 at Washington and Apr. 10 vs. Cleveland)...played a career-high 46:20 minutes vs. Cleveland on Apr. 10...Season Highs: 22 points (vs. Oklahoma City, Dec. 27), eight rebounds (twice), eight assists (twice), five steals (three times), three blocks (three times) and 46:20 minutes (vs. Cleveland, Apr. 10).

2015-16 (MIA): Split the season between the Miami HEAT and the Sioux Falls Skyforce of the NBA Development League...appeared in 52 games (two starts) for the HEAT and averaged 6.6 points (.452 FG%, .667 FT%), 2.1 rebounds, 1.4 assists and 21.3 minutes...did not miss any games to injury/illness but was a DNP-CD on 21 occasions, a healthy scratch on the inactive list five times and missed another four games while on assignment to the Skyforce...was named the NBA Eastern Conference Rookie of the Month for March becoming just the third rookie in franchise history to claim the monthly honors, joining Caron Butler and Michael Beasley, after leading all rookies in plus/minus (+66), three-point field goals made (33) and three-point field goal percentage (.589) while averaging 12.0 points, 2.7 rebounds, 2.1 assists, 1.13 steals and shooting 53.2 percent from the floor for the month...his 58.9 percent accuracy (33-56) from three-point range in the month of March marked the second-highest percentage for a single-month by any player in NBA history (minimum 50 attempts)...his 46.1 percent accuracy from three-point range for the season is tied for the third-highest by any rookie in NBA history (minimum 100 attempts)...his 46.1 percent three-point accuracy marks the fourth-highest single-season mark in franchise history and the best by a rookie...his 53 three-point field goals made represent the fourth-highest single-season mark by a rookie in franchise history...led all rookies in the NBA in three-point field goal percentage and also ranked among the rookie leaders in scoring average (13th) and assists per game (16th)...led the HEAT in three-point field goal percentage...topped the team in scoring one, in steals 10 times, in minutes six times, in blocks on four occasions and in assists twice...was Miami's leading scorer off the bench on eight occasions and also topped the HEAT reserves in assists 19 times, in steals 18 times, in minutes 11 times, in blocks on seven occasions and in rebounds once...scored in double figures on 14 occasions, including one 20-point effort...hit at least one three-point field goal in a career-high 10 consecutive games from Mar. 1-19...had multiple treys in a game 13 times...had 11 multi-steal games and four multi-block games...became just the fifth rookie in franchise history with at least 25 three-point field goals made and 25 blocks...made his NBA debut on Nov. 5 at Minnesota...made his first career NBA start vs. Utah on Nov. 12 and tallied eight points and three rebounds in 20:46 of action...started all four games in which he appeared for the Skyforce and averaged 23.3 points (.473 FG%, .706 FT%), 4.5 rebounds, 3.8 assists, 2.50 steals and 38.3 minutes...scored in double figures in all four games he played for the Skyforce, including three games with at least 20 points and one 30-point outing...was named to the NBADLeague.com All-Showcase First Team...NBA Season Highs: 22 points (at Chicago, Mar. 11), six rebounds (twice), four assists (seven times), three steals (twice), three blocks (twice) and 38:14 minutes (vs. Brooklyn, Mar. 28).

PLAYOFFS: 2018: Started all five games in Miami's Opening Round series vs. Philadelphia and averaged 8.4 points (.375 FG%, .857 FT%), 3.0 rebounds, 2.8 assists, 2.20 steals, 1.00 blocks and 25.9 minutes...ranked among the NBA postseason leaders in steals per turnover (3rd), steals per game (4th), assists per turnover (8th) and blocks per game (tied-18th)...led the HEAT in steals...topped the HEAT in turnovers three times, in blocks and plus/minus twice each and in assists once...scored in double figures three times...set a HEAT postseason single-game record for steals with seven in Game 4 vs. Philadelphia on Apr. 21...2016: Came off the bench in all 14 games for the HEAT and averaged 6.6 points (.371 FG%, .714 FT%), 3.6 rebounds, 1.6 assists, 0.93 blocks and 27.6 minutes...ranked second on the team in three-point field goals made and tied for second in three-point field goals attempted and blocks...topped the HEAT in minutes, steals and blocks once each...was Miami's leading scorer off the bench a team-high six times and also topped the HEAT reserves in minutes and assists 10 times each, in blocks nine times, in steals on five occasions and in rebounds three times...scored in double figures three times...averaged 6.4 points (.314 FG%, .600 FT%), 3.7 rebounds, 2.1 assists and 28.9 minutes in the Opening Round series vs. Charlotte...made his NBA postseason debut in Game 1 vs. Charlotte and tallied eight points, five rebounds, three assists and one steal in 34:41 of action...averaged 6.9 points (.447 FG%, .778 FT%), 3.4 rebounds, 1.0 assists, 1.00 blocks and 26.4 minutes in the Eastern Conference Semifinals vs. Toronto.

COLLEGE: Played four seasons at the University of Tennessee, appearing in 136 games (110 starts) with the Volunteers and averaged 9.2 points, 3.2 rebounds, 1.8 assists, 1.08 steals and 28.2 minutes while shooting 45.6 percent from the field, 31.8 percent from three-point range and 75.8 percent from the foul line...finished his collegiate career ranked third in games played (136), ninth in minutes (3,842), ninth in games started (110), 10th in steals (147), 16th in blocks (88) and 28th in points (1,252) on the school's all-time lists...as a senior in 2014-15, appeared in 32 games (all starts) and averaged 16.0 points (.461 FG%, .798 FT%), 4.5 rebounds, 3.6 assists, 2.09 steals and 36.3 minutes while shooting a career-high 35.9 percent from three-point range...named to both the Coaches and Associated Press All-SEC First Team...selected to the Lefty Driesell Defensive All-American Team and SEC All-Defensive Team...earned SEC Community Service Team honors...named Co-National Player of the Week and the SEC Player of the Week on Dec. 15, 2014...recorded 67 steals, tying the most ever by a Tennessee senior and tied for the third-most ever during a single-season in school history...led the team in points (513), assists (115), steals (67), minutes (1,162), field goals made (184), three-point field goals made (46) and free throws made (99)...topped the team in points and assists 20 times and in steals on 15 occasions...scored his 1,000th career point on Jan. 20 at South Carolina, becoming the 47th Volunteer to reach that plateau...as a junior in 2013-14, appeared in 37 games (36 starts) and averaged 10.3 points (.474 FG%, .793 FT%), 2.9 rebounds, 1.5 assists and 30.3 minutes while shooting 34 percent from three-point range...named to the SEC All-Defensive Team...he helped Tennessee reach the Sweet 16 in the 2014 NCAA Tournament...in UT's four 2014 NCAA Tournament games he led the team in field goal percentage (.619) and assists (3.0) and was the Vols' second leading scorer (19.3 ppg)...scored a season-high 26 points in Tennessee's NCAA Tournament win over Mercer...finished second on the team during his junior season in steals (27) and three-point field goals made (34) and tied in points (381), blocks (30), field goals made (139) and minutes (1,124)...as a sophomore in 2012-13, appeared in 33 games (all starts) and averaged 7.9 points (.469 FG%, .692 FT%), 4.3 rebounds, 1.5 assists, 1.06 steals and 30.7 minutes...led the team in steals (35)...finished second on the team in rebounds (143) and minutes (1,013) and third in assists (51) and blocks (23)...as a freshman in 2011-12, appeared in 34 games (nine starts) and averaged 2.9 points (.353 FG%, .640 FT%), 1.4 rebounds and 16.0 minutes...tied for the most games played on the team...made his first collegiate start against 13th-ranked Florida, totaling seven points, two rebounds, one assist, one steal and a block in the upset win.

OFF THE COURT: Full name is Joshua Michael Richardson...goes by the nicknames "J-Rich", "Slim" and "JR"...is the son of Michael and Alice Richardson...his father is a retired Oklahoma City firefighter...his mother is a retired lieutenant colonel with the U.S. Air Force reserves and is an active ordained Baptist minister...has an older sister (Alex Richardson) who played one year of basketball at Oklahoma State University before transferring to Central Oklahoma University where she played both basketball and volleyball...graduated Tennessee in May 2015 with a degree in psychology...in his spare time he enjoys playing the classical piano, playing video games, riding a longboard or taking a nap...lists his Sweet 16 ring as his most prized possession...did an internship with the NBA Basketball Operations department in August of 2017...held a free two-day youth basketball camp back in his hometown of Edmond, OK in the summers of 2017 and 2018...in August 2013 he participated in a five-game exhibition tour of Jamaica with Athletes in Action and averaged 11.2 points, 3.4 rebounds, 2.4 steals and 1.6 assists...in June 2012 he participated in a six-game tour of Poland and Germany for Athletes in Action...his favorite sport other than basketball is soccer and he's a fan of Arsenal...says something most people don't know about him is that he likes classic rock...wears size 14 sneakers.



MIKE SCOTT CONTINUED

4/19/16, Game 6 of the first round at Boston on 4/28/16...2015: Scored a season playoff-high eight points on three occasions, Game 4 of the first round at Brooklyn on 4/27/15, Game 3 of the second round at Washington on 5/9/15 and Game 3 of the Eastern Conference Finals at Cleveland on 5/24/15...Brought down a playoff-high nine rebounds in Game 3 of the Eastern Conference Finals at Cleveland on 5/24/15...Handed out a playoff-high-tying two assists on two occasions, Game 3 of the Eastern Conference Finals at Cleveland on 5/24/15 and Game 4 of the Eastern Conference Finals at Cleveland on 5/26/15...Recorded a playoff-high two steals in Game 1 of the first round vs. Brooklyn on 4/19/15...2014: Scored a season playoff-high 17 points in Game 5 of the first round at Indiana on 4/28/14...Grabbed out season playoff-high three rebounds on five occasions...Handed out a season playoff-high one assist on three occasions...Had season playoff-high one steal in Game 3 of the first round vs. Indiana on 4/24/14...2013: Scored a season playoff-high four points on two occasions, Game 2 of the second round at Indiana on 4/24/13 and Game 5 of the second round at Indiana on 5/1/13...Brought down a season playoff-high three rebounds in game 2 of the second round at Indiana on 4/24/13...Handed out a season playoff-high one assist in Game 2 of the second round at Indiana on 4/24/13, 2019: In 10 games, he averaged 5.6 points and 3.4 rebounds in 19.3 minutes per game... Shot .447 from the field and .353 percent from three-point range... Made a go-ahead three-pointer with 18.6 seconds left in Game 4 of the Eastern Conference Quarterfinals against the Brooklyn Nets

COLLEGE: VIRGINIA (2007-11) A five-year player at Virginia, he earned First Team All-ACC honors as a senior, when he averaged 18.0 ppg, 8.3 rpg and 1.2 apg (.563 FG, .808 FT)...Hit double-figures in 29 of 32 games...Lead the team in scoring and rebounding...Finished third in school history in rebounds (944) and double-doubles (34), while ranking 16th in points (1,538)...Also led the Cavs in scoring (15.9 ppg) and rebounding (10.2 rpg) as a junior, but played in just 10 games due to injury, and received a medical redshirt for the season...In his true junior campaign (2009-10), put in 12.0 ppg and 7.2 rpg...Led the team in rebounding as a sophomore (7.4 rpg) in 2008-09, also scoring 10.3 ppg...As a freshman in 2007-08, tallied 5.7 ppg and 5.3 rpg in 18.1 mpg (.441 FG, .703 FT).

OFF THE COURT: Born in Chesapeake, VA...Graduated from University of Virginia with a degree in Anthropology...Has two brothers - Antonn, Scott and Derrick Mackall...Attended Deep Creek HS, then prepped at Hargrave Military Academy in Chatham, VA, where he was a teammate of former Hawk and current Golden State Warriors guard Jordan Crawford...Enjoys playing ping pong and video games (Xbox)...Greatest personal achievement was earning first team All-ACC honors...Most embarrassing moment was in eighth grade when he scored in the wrong basket... Would like to meet President Obama, and if he could be anyone for a day, would be Mike Tyson...Favorite TV shows are "Martin" and "The Fresh Prince of Bel-Air"...Top actors/actresses are Will Smith, Denzel Washington, Halle Berry and Rosario Dawson...If he wasn't playing in the NBA, he'd own a barbershop...Favorite teams outside the NBA are Manchester United and the Washington Redskins...Nicknamed the "Threeignal Manager" (Nod to the Office)...Has emojis tattooed all over his body...Is very interested in astronomy.

BEN SIMMONS CONTINUED

National Freshman of the Year and was named the SEC Freshman of the Year in what was a phenomenal freshman campaign...He was the first LSU freshman to win the conference Freshman of the Year award since 2006 when Tyrus Thomas was honored...Averaged 19.2 points, 11.8 rebounds and 4.8 assists per game, which ranked in the top five in the SEC in each category...At the end of the regular season, Simmons was ranked fourth in points (19.6), first in rebounds (11.9), third in field goal percentage (.206-.367, 56.1 percent), fifth in assists per game (5.0) and second in steals per game (2.0) in the SEC...His 11.8 rebounds per game led all Division I freshmen...One of just two freshmen in the country to average double-figure rebounds...Led all major conference players with 23 double-doubles on the year and ranked fifth nationally...Became the fourth freshman in the past 20 years with 40 points and 10 rebounds in a game after his performance against North Florida on Dec. 2, 2015, where he also became the first major college player to have a game of 40 points, 10 rebounds, 5 assists and 5 steals in a game in the last 20 years...The first LSU player since Shaquille O'Neal to score at least 43 points in a game...Simmons had 18 20-point games, which was third in the SEC...Had an active streak of 28 games in double-figure scoring... Had a five-game streak of 20 points from Feb. 17 to March 1...Had a double-double and 10 or more rebounds in seven straight contests from Nov. 19-Dec. 16...Had a double-double in the last four games to close out the regular season before the conference tournament...Became the first SEC freshman to record 20 points and 15 rebounds since Julius Randle of Kentucky in the 2013-14 season after posting 23 points and 16 rebounds against South Alabama on Nov. 19, 2015...With his performance against NC State on Nov. 24, 2015, Simmons was the only Division I player at the time listed as 6-10 or taller to have 10 assists and no turnovers in a game in the last 20 seasons...His 21-point, 20-rebound night against Marquette on Nov. 23, 2015, made Simmons the eighth LSU player since 1973-74 to record a 20-point, 20-rebound game...Recorded a career-high seven steals at Kentucky on March 5, 2016, which were the most in a game since Anthony Hickey recorded eight against Texas A&M in 2013...The only LSU players to record more season free throws than Simmons' 199 are Pete Maravich and Bob Pettit...At the conclusion of the season, Simmons was ranked eighth in LSU history with 158 season assists, fifth in season rebounds with 388 and was just outside of the top-10 in season scoring with 632 points.

OFF THE COURT: Born on July 20, 1996 in Melbourne, Australia... Left handed... Nickname is "Benny"... Parents are David and Julie Simmons... Father played 13 seasons in the Australian National Basketball League (NBL), earning All-League honors with Melbourne in 1990 and an NBL championship with the Tigers in 1993... He also wore 25 and was retired by the Melbourne franchise he played with from 1989-1996... Also played for Newcastle, Sydney and Canberra teams in the NBL... Served as interim head coach and assistant for the Hunter Pirates after retiring from play (2003-05)... Ben has two other brothers - Liam and Sean; and three sisters - Olivia, Melissa, Emily... Liam is an assistant coach at Southwest Baptist in Bolivar, Missouri... Favorite foods are steak and salad...

PLAYERS

2019-20 PHILADELPHIA 76ERS ROSTER

NO.	NAME	HT.	WT.	DOB	Prior to NBA/Home Country	YRS. PRO
0	Josh Richardson	6' 5"	200	9/15/93	Tennessee/USA	4
1	Mike Scott	6' 7.25"	237	7/16/88	Virginia/USA	7
8	Zhaire Smith	6' 3"	210	6/4/99	Texas Tech/USA	1
9	Kyle O'Quinn	6' 8.75"	250	3/26/90	Norfolk State/USA	7
11	James Ennis III	6' 6"	215	7/1/90	Long Beach State/USA	5
12	Tobias Harris	6' 7.5"	230	7/15/92	Tennessee/USA	8
14	Norvel Pelle*	6' 10"	235	2/3/93	Delaware Blue Coats/Antigua & Barbuda	R
18	Shake Milton	6' 5"	210	9/26/96	SMU/USA	1
19	Raul Neto	6' 0.75"	180	5/19/92	UCAM Murcia (Spain)/Brazil	4
21	Joel Embiid	6' 11.75"	280	3/16/94	Kansas/Cameroon	3
22	Matisse Thybulle	6' 5"	202	3/4/97	Washington/USA	R
23	Trey Burke	6' 0.25"	185	11/12/92	Michigan/USA	6
25	Ben Simmons	6' 9.5"	240	7/20/96	LSU/Australia	2
30	Furkan Korkmaz	6' 7"	202	7/24/97	Banvit B.K./Turkey	2
35	Marial Shayok*	6' 4.5"	206	7/26/95	Iowa State/Canada	R
42	Al Horford	6' 9.25"	240	6/3/86	Florida/Dominican Republic	12
43	Jonah Bolden	6' 8.25"	225	1/2/96	Maccabi Tel Aviv (Israel)/Australia	1

* Two-way contract

*Per 2019-20 NBA guidelines, players were measured without shoes.

PLAYERS IN THE SYSTEM

VASILJE MICIC

6-5 | 203 | Serbia | 1/13/94

- Drafted by Philadelphia with the 52nd overall pick in the 2014 NBA Draft.
- Has played professionally in Serbia, Germany, Turkey and Lithuania
- Most recently competed with Anadolu Efes of the Turkish Basketball Super League
- Sister, Nina, is a professional snowboarder.
- Name is pronounced vah-SEAL-yeah me-chitch.

EMIR PRELDŽIĆ

6-9 | 220 | Turkey | 9/6/87

- Selected by Phoenix with the No. 57 overall selection in the 2009 NBA Draft. Rights acquired by Philadelphia in a Feb. 2019 trade with Toronto.
- 4x Turkish League champion (2008, 2010, 2011, 2014)
- 3x Turkish Cup winner (2010, 2011, 2013)
- Turkish Cup MVP (2011)
- Has played professionally in Bosnia, Slovenia and Turkey



YEAR IN REVIEW



76ERS 2018-19 GAME-BY-GAME RESULTS CONT.

Mar 30 @Minnesota	W118-109	30-9	19-18	49-27	Harris-25	Butler-13	B. Simmons-9	Wiggins-24	18,978
Apr 1 @Dallas	L102-122	30-9	19-19	49-28	Redick-26	Ennis-8	B. Simmons-5	Jackson-24	19,645
Apr 3 @Atlanta	L122-130	30-9	19-20	49-29	Redick-30	B. Simmons-16	B. Simmons-8	Young-33	16,638
Apr 4 MILWAUKEE	L122-128	30-10	19-20	49-30	Embiid-34	Embiid-13	B. Simmons-13	Antetokounmpo-45	20,701
Apr 6 @Chicago	W116- 96	30-10	20-20	50-30	Redick-23	Embiid-10	Embiid-13	J. Sampson-29	21,059
Apr 9 @Miami	L 99-122	30-10	20-21	50-31	Monroe-18	Harris-9	J. Simmons-8	Wade-30	20,153
Apr 10 CHICAGO	W125-109	31-10	20-21	51-31	J. Simmons-20	A. Johnson-9	McConnell-6	Lemon-20	20,197
							Marjanovic-6		

YEAR IN REVIEW

76ERS 2018-19 PLAYER SEASON HIGHS

PLAYER	MINUTES	FIELD GOALS	FREE THROWS	REBOUNDS		TOTAL	ASSISTS	STEALS	TURNOVERS	BLOCKED SHOTS	POINTS
				OFFENSIVE	DEFENSIVE						
JONAH BOLDEN	31C MAR. 30 at Minn.	7C MAR. 30 at Minn.	3C(2) APR. 3 at Atl.	8C APR. 3 at Atl.	9C JAN. 13 at N.Y.	10C APR. 3 at Atl.	4C MAR. 8 at Hou.	3C NOV. 10 at Mem.	3C DEC. 22 vs Tor.	4C(2) JAN. 21 vs Hou.	19C MAR. 30 at Minn.
COREY BREWER	33 JAN. 21 vs Hou.	7 JAN. 26 at Den.	5 JAN. 26 at Den.	2 (2) FEB. 2 at Sac.	4 JAN. 26 at Den.	6 JAN. 26 at Den.	2 (4) JAN. 29 at LA-L	4 JAN. 26 at Den.	3 JAN. 21 vs Hou.	2 JAN. 21 vs Hou.	20 JAN. 26 at Den.
JIMMY BUTLER Min.-Phi.	43 (2) DEC. 25 at Bos.	15T DEC. 5 at Tor.	14 FEB. 8 vs Den.	7T(2) MAR. 30 at Minn.	8 JAN. 31 at G.S.	13 MAR. 30 at Minn.	9 MAR. 19 at Cha.	6T OCT. 24 at Tor.	4 (4) JAN. 11 vs Atl.	2 (8) MAR. 8 at Hou.	38 (2) DEC. 7 at Det.
JIMMY BUTLER Phi.	43 DEC. 25 at Bos.	15T DEC. 5 at Tor.	14 FEB. 8 vs Den.	7T(2) MAR. 30 at Minn.	8 JAN. 31 at G.S.	13 MAR. 30 at Minn.	9 MAR. 19 at Cha.	5 JAN. 29 at LA-L	4 (3) JAN. 11 vs Atl.	2 (5) MAR. 8 at Hou.	38 (2) DEC. 7 at Det.
WILSON CHANDLER	40 DEC. 25 at Bos.	6 (2) NOV. 21 vs N.O.	2 (5) JAN. 13 at N.Y.	4 DEC. 5 at Tor.	13 JAN. 21 vs Hou.	14 JAN. 21 vs Hou.	5 NOV. 25 at Brk.	2 (5) JAN. 29 at LA-L	3 (3) DEC. 16 at Clev.	3 DEC. 7 at Det.	15 DEC. 25 at Bos.
ROBERT COVINGTON	44 OCT. 23 at Det.	6 (3) OCT. 27 vs Cha.	4 OCT. 18 vs Chi.	2 OCT. 23 at Det.	9 OCT. 27 vs Cha.	10 OCT. 27 vs Cha.	2 (3) NOV. 1 vs LA-C	4 (2) NOV. 1 vs LA-C	5 NOV. 4 at Brk.	4 (2) NOV. 9 vs Cha.	20 OCT. 18 vs Chi.
JOEL EMBIID	42 FEB. 5 vs Tor.	16C NOV. 1 vs LA-C	20C MAR. 20 vs Bos.	8C DEC. 14 vs Ind.	17C NOV. 3 vs Det.	22C MAR. 20 vs Bos.	13C APR. 4 vs Milw.	3T(4) MAR. 28 vs Brk.	8 JAN. 31 at G.S.	6 JAN. 13 at N.Y.	42 (2) JAN. 2 at Phoe.
JAMES III ENNIS Hou.-Phi.	34 (2) FEB. 4 at Phoe.	8 NOV. 28 vs Dall.	5 NOV. 21 vs Det.	4 (2) APR. 1 at Dall.	6 FEB. 6 at Sac.	8 (2) APR. 1 at Dall.	3 APR. 1 at Dall.	4T(2) FEB. 4 at Phoe.	3 MAR. 12 vs Clev.	2T(5) APR. 3 at Atl.	19 NOV. 15 vs G.S.
JAMES III ENNIS Phi.	22 (3) APR. 1 at Dall.	6 (2) MAR. 19 at Cha.	4 MAR. 8 at Hou.	4 (2) APR. 1 at Dall.	5 (2) MAR. 30 at Minn.	8 APR. 1 at Dall.	3 APR. 1 at Dall.	1 (3) MAR. 23 at Atl.	3 MAR. 12 vs Clev.	3 APR. 3 at Atl.	2T(2) JAN. 2 at Cha.
MARKELLE FULTZ	32C OCT. 18 vs Chi.	7C(2) NOV. 10 at Mem.	3 (2) NOV. 9 vs Cha.	3 (3) NOV. 4 at Brk.	6 NOV. 1 vs LA-C	9 NOV. 1 vs LA-C	7 (2) OCT. 29 vs Atl.	3C NOV. 7 at Ind.	3T(2) NOV. 17 at Cha.	2C NOV. 10 at Mem.	16C OCT. 29 vs Atl.
TOBIAS HARRIS LA-C-Phi.	44 MAR. 2 vs G.S.	15C DEC. 17 vs Port.	11C JAN. 18 vs G.S.	4 (2) APR. 3 at Atl.	12 DEC. 5 at Mem.	12 (2) MAR. 5 vs Orl.	9C JAN. 20 at S.A.	4 JAN. 4 at Phoe.	7C JAN. 4 at Phoe.	3T OCT. 17 vs Den.	39C DEC. 17 vs Port.
TOBIAS HARRIS Phi.	44 MAR. 2 vs G.S.	11 FEB. 28 at OKC.	7 (2) APR. 3 at Atl.	4 (2) APR. 3 at Atl.	11 MAR. 5 vs Orl.	12 MAR. 5 vs LA-L	6 FEB. 10 vs Orl.	2 MAR. 5 vs Clev.	4 (2) MAR. 12 vs Clev.	2 FEB. 25 at N.O.	32 FEB. 28 at OKC.
HAYWOOD HIGHSMITH	15C APR. 10 vs Chi.	1C(4) APR. 10 vs Chi.	0C	0C	2C APR. 1 at Dall.	2C APR. 1 at Dall.	1C(2) JAN. 26 at Den.	2C APR. 10 vs Chi.	1C APR. 10 vs Chi.	0C	3C JAN. 8 vs Wash.
DEMETRIUS JACKSON	14 JAN. 2 at Phoe.	3C(2) JAN. 2 at Phoe.	4C DEC. 30 at Port.	2T DEC. 30 at Port.	1 DEC. 19 vs N.Y.	2 DEC. 30 at Port.	2T DEC. 22 vs Tor.	1T(2) DEC. 30 at Port.	1 NOV. 28 vs N.Y.	0	10C DEC. 30 at Port.
AMIR JOHNSON	24 APR. 10 vs Chi.	6 OCT. 18 vs Chi.	4 NOV. 3 vs Det.	5 APR. 10 vs Chi.	6 (2) APR. 9 at Miami	9 APR. 10 vs Chi.	4 (2) JAN. 26 at Den.	3 DEC. 7 at Det.	4 OCT. 30 at Tor.	2 (2) APR. 10 vs Chi.	13 (2) MAR. 5 vs Orl.
FURKAN KORUKMAZ	35C DEC. 12 vs Brk.	8C DEC. 12 vs Brk.	6C(2) FEB. 5 vs Tor.	3C JAN. 9 at Wash.	6C(3) JAN. 15 vs Minn.	7C DEC. 10 vs Brk.	6C DEC. 12 vs Brk.	3C(3) DEC. 30 at Port.	3C(2) JAN. 2 at Phoe.	1T(2) DEC. 16 at Clev.	18C(2) DEC. 12 vs Brk.
BOBAN MARJANOVIC LA-C-Phi.	27 FEB. 21 vs Miami	8 APR. 10 vs Chi.	11C DEC. 5 at Mem.	8 NOV. 28 vs Phoe.	9 NOV. 1 at Phil.	9 FEB. 21 vs Miami	6C APR. 10 vs Chi.	2T(2) APR. 9 at Miami	5C FEB. 21 vs Miami	3 (2) NOV. 1 at Phil.	19 (2) FEB. 21 vs Miami
BOBAN MARJANOVIC Phi.	27 FEB. 21 vs Miami	8 APR. 10 vs Chi.	7 FEB. 21 vs Miami	4 (2) APR. 1 at Dall.	8 (2) APR. 10 vs Chi.	12 FEB. 21 vs Miami	6C APR. 10 vs Chi.	2T APR. 9 at Miami	5C FEB. 21 vs Miami	2 (2) APR. 10 vs Chi.	19 FEB. 21 vs Miami
T.J. MCCONNELL	34 (2) JAN. 11 vs Atl.	9C APR. 10 vs Chi.	3 (2) MAR. 8 at Hou.	2 (3) JAN. 2 at Phoe.	6 DEC. 25 at Bos.	6 (3) MAR. 25 at Orl.	8 (3) JAN. 23 vs S.A.	5 DEC. 5 at Tor.	5 DEC. 5 at Tor.	2T APR. 1 at Dall.	18T APR. 10 vs Chi.
SHAKE MILTON	28C APR. 10 vs Chi.	6C MAR. 25 at Orl.	2C DEC. 19 vs N.Y.	3C(2) JAN. 8 vs Wash.	6C APR. 9 at Miami	8C APR. 9 at Miami	3C JAN. 8 vs Wash.	2C(2) APR. 10 vs Chi.	1C(6) APR. 6 at Chi.	3C APR. 10 vs Chi.	13C MAR. 25 at Orl.
GREG MONROE Tor.-Bos.-P	23 APR. 10 vs Chi.	8 NOV. 14 vs Det.	6 APR. 9 at Miami	5 (2) FEB. 5 at Phil.	8 JAN. 6 vs Ind.	9 (3) JAN. 16 at Bos.	3 APR. 10 vs Chi.	2 (2) JAN. 22 vs Sac.	3 (3) DEC. 14 at Port.	2 (3) JAN. 17 vs Phoe.	19 APR. 9 at Miami
GREG MONROE Phi.	23 APR. 10 vs Chi.	6 APR. 9 at Miami	6 APR. 9 at Miami	2 APR. 9 at Miami	5 APR. 10 vs Chi.	6 APR. 10 vs Chi.	3 APR. 10 vs Chi.	1 APR. 6 at Chi.	1 APR. 9 at Miami	0	18 APR. 9 at Miami

YEAR IN REVIEW



76ERS 2018-19 PLAYER SEASON HIGHS CONT.

PLAYER	MINUTES	FIELD GOALS	FREE THROWS	OFFENSIVE REBOUNDS	DEFENSIVE REBOUNDS	TOTAL REBOUNDS	ASSISTS	STEALS	TURNOVERS	BLOCKED SHOTS	POINTS
MIKE MUSCALA	37 NOV. 17 at Cha.	7 DEC. 7 at Det.	9C NOV. 19 vs Phoe.	3 (4) JAN. 29 at LA-L	8 (2) DEC. 5 at Tor.	10 NOV. 30 vs Wash.	5T DEC. 2 vs Mem.	2 (3) JAN. 13 at N.Y.	4T NOV. 4 at Brk.	3 (2) DEC. 16 at Clev.	19 NOV. 19 vs Phoe.
JUSTIN PATTON Min.-Phi.	10C MAR. 8 at Hou.	2C MAR. 8 at Hou.	1C MAR. 5 vs Orl.	1C(2) MAR. 10 vs Ind.	3C MAR. 5 vs Orl.	4C MAR. 5 vs Orl.	3C MAR. 5 vs Orl.	2C MAR. 8 at Hou.	0T MAR. 8 at Hou.	0T MAR. 8 at Hou.	4C MAR. 8 at Hou.
JUSTIN PATTON Phi.	10C MAR. 8 at Hou.	2C MAR. 8 at Hou.	1C MAR. 5 vs Orl.	1C(2) MAR. 10 vs Ind.	3C MAR. 5 vs Orl.	4C MAR. 5 vs Orl.	3C MAR. 5 vs Orl.	2C MAR. 8 at Hou.	0T MAR. 8 at Hou.	0T MAR. 8 at Hou.	4C MAR. 8 at Hou.
JJ REDICK	39 DEC. 25 at Bos.	11T(2) FEB. 8 vs Den.	9 NOV. 23 vs Clev.	2 (2) JAN. 26 at Den.	9C MAR. 19 at Cha.	10C MAR. 19 at Cha.	8 MAR. 19 at Cha.	3 DEC. 30 at Port.	4 (4) APR. 1 at Dall.	1 (17) APR. 4 vs Milw.	34 FEB. 8 vs Den.
DARIO SARIC	40 NOV. 9 vs Cha.	6 (3) NOV. 9 vs Cha.	8 NOV. 4 at Brk.	4 OCT. 18 vs Chi.	7 (2) NOV. 7 at Ind.	10 OCT. 18 vs Chi.	5 (2) OCT. 23 at Det.	1 (4) OCT. 29 vs Atl.	5 NOV. 9 vs Cha.	1 (3) NOV. 9 vs Cha.	18 (2) NOV. 9 vs Cha.
MIKE SCOTT LA-C-Phi.	36 APR. 4 vs Milw.	8 APR. 4 vs Milw.	3 MAR. 8 at Hou.	4 DEC. 11 vs Tor.	7 (3) APR. 10 vs Chi.	10 DEC. 11 vs Tor.	4 (2) DEC. 22 vs Den.	2 (4) MAR. 10 vs Ind.	5C FEB. 25 at N.O.	2T FEB. 28 at OKC.	22 (2) APR. 4 vs Milw.
MIKE SCOTT Phi.	36 APR. 4 vs Milw.	8 APR. 4 vs Milw.	3 MAR. 8 at Hou.	3 MAR. 17 at Milw.	7 (2) APR. 10 vs Chi.	8 MAR. 23 at Atl.	2 (4) MAR. 10 vs Ind.	2 (2) MAR. 10 vs Ind.	5C FEB. 25 at N.O.	2T FEB. 28 at OKC.	22 (2) APR. 4 vs Milw.
LANDRY SHAMET	43C NOV. 10 at Mem.	8C JAN. 8 vs Wash.	5C JAN. 8 vs Wash.	2C(2) DEC. 10 vs Det.	4 (3) DEC. 14 vs Ind.	5 DEC. 14 vs Ind.	7C JAN. 26 at Den.	3T JAN. 23 vs S.A.	3T DEC. 2 vs Mem.	1T(8) JAN. 31 at G.S.	29C JAN. 8 vs Wash.
BEN SIMMONS	44 FEB. 5 vs Tor.	11 (3) MAR. 19 at Cha.	15T JAN. 2 at Phoe.	6T(2) DEC. 27 at Atl.	17C JAN. 13 at N.Y.	22C JAN. 13 at N.Y.	15T(2) JAN. 23 vs S.A.	5 NOV. 3 vs Det.	11C OCT. 30 at Tor.	3 (4) APR. 1 at Dall.	29 (2) FEB. 23 vs Port.
JONATHAN SIMMONS Orl.-Phi.	33 OCT. 17 Orl.-Phi.	8 APR. 10 vs Miami	4 (6) MAR. 25 at Orl.	2 (4) JAN. 21 at Atl.	6 APR. 10 vs Chi.	7 APR. 10 vs Chi.	8T APR. 9 at Miami	3 APR. 9 at Miami	4 NOV. 28 at Wash.	2T(2) NOV. 12 at Wash.	20 APR. 10 vs Chi.
JONATHAN SIMMONS Phi.	30 APR. 10 vs Chi.	8 APR. 10 vs Chi.	4 MAR. 25 at Orl.	1 (4) APR. 10 vs Chi.	6 APR. 10 vs Chi.	7 APR. 10 vs Chi.	8T APR. 9 at Miami	3 APR. 9 at Miami	2 (3) APR. 10 vs Chi.	1 APR. 10 vs Chi.	20 APR. 10 vs Chi.
ZHAIRE SMITH	32C APR. 10 vs Chi.	7C APR. 10 vs Chi.	3C APR. 4 vs Milw.	2C APR. 10 vs Chi.	3C APR. 4 vs Milw.	4C APR. 10 vs Chi.	5C APR. 10 vs Chi.	1C(2) APR. 4 vs Milw.	2C(2) APR. 9 at Miami	1C(2) APR. 4 vs Milw.	17C APR. 10 vs Chi.
76ERS High Games	265 (5) DEC. 25 at Bos.	56 FEB. 10 vs LA-L	44 NOV. 3 vs Det.	26 APR. 3 at Atl.	49 DEC. 22 vs Tor.	64 OCT. 29 vs Atl.	40 JAN. 15 vs Minn.	15 (2) JAN. 29 at LA-L	28 NOV. 4 at Brk.	15 NOV. 9 vs Cha.	149 JAN. 15 vs Minn.
76ERS Low Games	240 (77) APR. 10 vs Chi.	28 NOV. 3 vs Det.	5 DEC. 17 at S.A.	3 (2) DEC. 2 vs Mem.	19 JAN. 11 vs Atl.	30 JAN. 11 vs Atl.	16 NOV. 4 at Brk.	2 (2) APR. 1 at Dall.	7 (2) APR. 10 vs Chi.	0 (2) APR. 9 at Miami	87 OCT. 16 at Bos.
OPPONENTS High Games	265 (5) DEC. 25 at Bos.	51 OCT. 23 at Det.	37 DEC. 12 vs Brk.	20 NOV. 21 vs N.O.	52 DEC. 30 at Port.	59 DEC. 30 at Port.	35 FEB. 8 vs Den.	16 JAN. 9 at Wash.	21 (3) JAN. 29 at LA-L	10 (2) APR. 9 at Miami	133 OCT. 23 at Det.
OPPONENTS Low Games	240 (77) APR. 10 vs Chi.	31 (2) MAR. 10 vs Ind.	6 (2) MAR. 12 vs Clev.	3 DEC. 2 vs Mem.	23 NOV. 4 at Brk.	31 NOV. 19 vs Phoe.	14 (3) MAR. 12 vs Clev.	1 MAR. 20 vs Bos.	5 FEB. 12 vs Bos.	0 (4) MAR. 8 at Hou.	89 MAR. 10 vs Ind.

"C" indicates a new career-high, "T" a tied career-high.

Numbers in parentheses indicate the number of games in which a player or team has reached a given total (if more than one).

YEAR IN REVIEW

76ERS 2018-19 SEASON BREAKDOWN

	RECORD	HOME	ROAD	OT	
OVERALL	51-31	31-10	20-21	2- 3	Head Coach: Brett Brown
Atlantic	8- 8	5- 3	3- 5	0- 1	Overall: 6 Years 178 Won 314 Lost .362 Pct.
Central	12- 6	6- 3	6- 3	0- 1	W/Club : 6 Years 178 Won 314 Lost .362 Pct.
Southeast	11- 7	8- 1	3- 6	2- 0	
EASTERN	31-21	19- 7	12-14	2- 2	
Southwest	6- 4	5- 0	1- 4	0- 1	
Northwest	6- 4	3- 2	3- 2		
Pacific	8- 2	4- 1	4- 1		
WESTERN	20-10	12- 3	8- 7	0- 1	

TEAM WINNING & LOSING STREAKS:

OVERALL	HOME	ROAD
Win - 1	Win - 1	Loss- 1
Long:Win - 6	Win - 10	Win - 3
Loss- 3	Loss- 2	Loss- 5
Last:Win -04/10 vsCHI 125-109	Win -04/10 vsCHI 125-109	Win -04/06 @ CHI 116-96
Loss-04/09 @ MIA 99-122	Loss-04/04 vsMIL 122-128	Loss-04/09 @ MIA 99-122

	WON	LOST	OFFENSE	VsOPP	HOME ATTENDANCE
Oct.	4	4			
Nov.	12	4	100+ 51-24	If Opp W/L to date:	41 Games
Dec.	7	6	100< 0- 7	.500+ 26-18	838,564 Total
Jan.	11	4	Defense	.500- 24-12	20,453 Average
Feb.	6	4	100+ 39-31		20,704 High
Mar.	9	5	100< 12- 0		41 Sellouts
Apr.	2	4			

After 82 games last season: W 52 L 30

MARGINS	1	2	3	4	5	6	7	8	9	10	11	12	13	14	15	16	17	18	19	20	21	22	23
Won By:	4	3	3	3	3	5	2	2	4	2			1	1	1	2	3		1	1	1	1	2
Lost By:	2	3	3		1	2	2	1	1		1	2			2	2	2	1		1	1	1	1
	24	25	26	27	28	29	30	31	32	33	34	35	36	37	38	39	40	41	42	43	44	45	46+
Won By:	1	2	1		1															1			
Lost By:		1		1							1												

At Start Of:	OVERALL	HOME	ROAD	FG%	OVERALL	HOME	ROAD
2nd- Ahead:	38-11	22- 2	16- 9	-44%	10-15	8- 3	2-12
- Behind:	12-17	8- 8	4- 9	45-49%	22-11	11- 4	11- 7
- Tied:	1- 3	1- 0	0- 3	50-54%	14- 5	8- 3	6- 2
3rd- Ahead:	42- 7	26- 4	16- 3	55-59%	5- 0	4- 0	1- 0
- Behind:	6-22	3- 5	3-17	+60%	0- 0	0- 0	0- 0
- Tied:	3- 2	2- 1	1- 1				
4th- Ahead:	43- 6	27- 1	16- 5				
- Behind:	7-24	3- 9	4-15				
- Tied:	1- 1	1- 0	0- 1				



76ERS 2018-19 SEASON TRANSACTIONS

June 21: Acquired draft right to Zhaire Smith and Miami's 2021 unprotected first-round pick in exchange for No. 10 overall pick Mikal Bridges...Selected Landry Shamet No. 26 overall...Traded No. 38 overall pick (Khyri Thomas) to Detroit.

June 22: Acquired No. 54 overall pick in draft (Shake Milton) from Dallas in exchange for two second-round picks.

July 2: Signed guard Zhaire Smith to a rookie-scale contract.

July 4: Signed guard Landry Shamet to a rookie-scale contract.

July 6: Re-signed guard JJ Redick to a contract...Acquired forward Wilson Chandler, 2021 second-round pick and rights to swap second-round picks in 2022 from Denver Nuggets...Traded the draft rights to No. 39 overall (Isaac Bonga) to the Lakers for Chicago's 2019 second-round pick.

July 16: Re-signed forward Amir Johnson to a contract.

July 20: Received cash considerations from Phoenix in exchange for the player contract of forward-center Richaun Holmes.

July 25: Signed forward Jonah Bolden to a contract...Acquired forward Mike Muscala from Atlanta in a three-team trade, which also involved Oklahoma City. Philadelphia sent guard-forward Justin Anderson to Atlanta and guard-forward Timothé Luwawu-Cabarrot to Oklahoma City.

July 26: Signed Shake Milton to a two-way contract.

July 27: Re-signed Demetrius Jackson to a two-way contract.

Aug. 3: Signed Norvel Pelle to a contract.

Aug. 29: Signed Anthony Brown to a contract.

Sept. 21: Signed Emeka Okafor to a contract.

Oct. 10: Waived Anthony Brown...Waived Norvel Pelle...Signed Matt Farrell to a contract...Signed DJ Hogg to a contract.

Oct. 12: Waived Matt Farrell...Waived DJ Hogg...Signed Cory Jefferson to a contract...Signed Darin Johnson to a contract.

Oct. 13: Waived Cory Jefferson, Darin Johnson and Emeka Okafor.

Nov. 12: Acquired Jimmy Butler and Justin Patton from Minnesota in exchange for Jerry Bayless, Robert Covington, Dario Šarić and a 2022 second-round draft pick.

Jan. 6: Waived Demetrius Jackson.

Jan. 8: Signed Haywood Highsmith to a two-way contract.

Jan. 15: Signed Corey Brewer to a 10-day contract.

Jan. 25: Signed Corey Brewer to a second 10-day contract.

Feb. 6: Acquired Tobias Harris, Boban Marjanović and Mike Scott from the L.A. Clippers in exchange for Wilson Chandler, Mike Muscala, Landry Shamet, Philadelphia's protected 2020 first round draft pick, Miami's unprotected 2021 first-round pick and Detroit's 2021 and 2023 second-round draft picks.

Feb. 6: Acquired Malachi Richardson, Toronto's 2022 second-round draft pick and the drafts rights to Emir Preldžić from Toronto in exchange for cash considerations.

Feb. 7: Acquired Jonathon Simmons, Oklahoma City's 2020 protected first-round draft pick and a 2019 second-round draft pick from Orlando in exchange for Markelle Fultz.

Feb. 7: Waived Malachi Richardson.

Feb. 7: Acquired James Ennis III from Houston in exchange to swap 2021 second-round draft picks.

April 3: Waived Justin Patton.

April 4: Signed Greg Monroe.

YEAR IN REVIEW

2018-19 INDIVIDUAL & OPPONENT SINGLE GAME HIGHS

	INDIVIDUAL	INDIV. OPPONENT	76ERS	OPPOSING TEAM
MIN	44:12, Robert Covington at DET, 10-23-18 (OT) 44:12, Ben Simmons vs. TOR, 2-5-19	45:23, Kemba Walker at CHA 11-17-18 (OT) 43:52, Kevin Knox at NYK, 1-13-19		
FG	16, Joel Embiid vs. LAC, 11-1-18	21, Kemba Walker at CHA 11-17-18 (OT) 17, Kyrie Irving at BOS, 12-25-18	56, vs. LAL, 2-10-19	51, at DET, 10-23-18 (OT) 50, at BRK, 11-4-18 50, at BRK, 11-25-18
FGA	32, Joel Embiid vs. LAC, 11-1-18	35, Blake Griffin at DET, 10-23-18 (OT) 33, Kyrie Irving at BOS, 12-25-18	101, at NOP 2-25-19	111, vs. CHA, 11-9-18 (OT) 108, at BOS, 12-25-18
3FG	8, JJ Redick vs. ORL, 10-20-18 8, Landry Shamet vs. WAS, 1-8-19	10, Stephen Curry at GSW, 1-31-19	21, vs. MIN, 1-15-19	16, vs. CHA, 11-9-18 (OT) 16, vs. ORL, 10-20-18 16, at MIL, 3-17-19
3FGA	15, JJ Redick at DET, 10-23-18 (OT) 14, Landry Shamet vs. WAS, 1-8-19 14, JJ Redick at CHA, 3-19-19	18, Stephen Curry at GSW, 1-31-19	47, vs. ATL, 10-29-18	50, at MIL, 3-17-19
FT	20, Joel Embiid vs. BOS, 3-20-19	19, Giannis Antetokounmpo at MIL 3-17-19	44, vs. DET, 11-3-18	37, vs. BRK, 12-12-18
FTA	23, Joel Embiid vs. DET, 11-3-18	24, Blake Griffin at DET, 12-7-18	54, at PHO, 1-2-19	43, vs. BRK, 12-12-18 43, vs. MIL, 4-4-19
OREB	8, Joel Embiid vs. IND, 12-14-18 8, Jonah Bolden at ATL, 4-3-19	8, Tristan Thompson vs. CLE, 11-23-18	26, at ATL, 4-3-19	20, vs. NOP, 11-21-18
DREB	17, Joel Embiid vs. DET, 11-3-18 17, Ben Simmons at NYK, 1-13-19	15, Giannis Antetokounmpo at MIL, 10-24-18 15, Giannis Antetokounmpo at MIL 3-17-19	49, vs. TOR, 12-22-18	52, at POR, 12-30-18
REBS	22, Ben Simmons at NYK, 1-13-19 22, Joel Embiid vs. BOS, 3-20-19	18, Giannis Antetokounmpo at MIL, 10-24-18 18, Nikola Jokic at DEN, 1-26-19	64, vs. ATL, 10-29-18	59, at POR, 12-30-18
AST	15, Ben Simmons vs. ATL, 1-11-19 15, Ben Simmons vs. SAS, 1-23-19	14, Elfrid Payton, at NOP 2-25-19	40, vs. MIN, 1-15-19	35 vs. DEN 2-8-19
STL	5, Ben Simmons vs. DET, 11-3-18 5, T.J. McConnell at TOR, 12-5-18 5, Jimmy Butler at LAL, 1-29-19	5, Anthony Davis vs. NOP 11-21-18 5, Giannis Antetokounmpo vs. MIL 4-4-19	15, vs. CHA 11-9-18 (OT) 12, at DET, 12-7-18	10, vs. MIL, 10-24-18 10, at MIA 4-9-19
BLK	6, Joel Embiid at NYK, 1-13-19	5, Kristaps Porzingis at NY, 12-25-17 5, Anthony Davis at NO, 12-10-17 5, Draymond Green at GS, 11-11-17	15, at LAL, 11-15-17	13, vs. HOU, 10-25-17
TO	11, Ben Simmons at TOR, 10-30-18	9, Kemba Walker at CHA 11-17-18 (OT) 7, Blake Griffin vs. DET, 11-3-18 7, D'Angelo Russell vs. BRK,	27, at BRK, 11-4-18	21, vs. ATL, 1-11-19 21, at LAL, 1-29-19
PTS	42, Joel Embiid vs. CHA, 11-9-18 (OT) 42, Joel Embiid at LAC, 1-2-19	60, Kemba Walker at CHA 11-17-18 (OT) 52, Giannis Antetokounmpo at MIL 3-17-19	149, vs. MIN, 1-15-19	133, at DET, 10-23-18 (OT) 130, vs. POR, 2-23-19 130, at ATL, 4-3-19



GAMES MISSED DUE TO INJURY/ILLNESS

Name	GAMES	REASON	DATES MISSED
Jerryd Bayless	14	Left Knee Sprain	10/16-11/10
Jonah Bolden	7	Cortical Crack, Fibula, Right Leg	11/19-12/2
	1	Sore Right Achilles	1/29
	1	Sinusitis	3/5
	1	Left knee soreness	4/10
Jimmy Butler	2	Groin Strain	12/12-12/14
	2	Upper Respiratory Infection	1/2-1/5
	1	Sore Right Wrist	1/21
	2	Sprained Right Wrist	1/23-1/26
	1	Rest	3/12
	4	Back Tightness	4/1, 4/4-4/6, 4/10
Wilson Chandler	9	Left Hamstring Strain	10/16-11/1
	1	Rest	11/4
	2	Left quad contusion	12/2, 12/22
	2	Upper Respiratory Infection	1/2-1/5
	1	Left Hamstring Tightness	1/26
	2	Strained Right Quad	2/2-2/5
Joel Embiid	2	Rest	12/7, 1/26
	9	Left Knee Soreness	12/30, 2/21-3/8
	1	Left Ankle Soreness	1/11
	2	Load Management - Left Knee Soreness	3/19, 4/10
	1	Rest - Load Management	3/30
	3	Load Management, Left Knee	4/1-4/3, 4/9
James Ennis III	6	Right Quad Contusion	3/25-3/28, 4/4-4/10
Markelle Fultz	6	Shoulder Consultation	11/21-12/2
	29	Thoracic Outlet Syndrome	12/5-2/5'
Tobias Harris	1	Rest	4/10
Demetrius Jackson	1	First Toe Sprain, Left Foot	11/30
Amir Johnson	1	Migraine	1/11
	1	Personal	1/31
Furkan Korkmaz	1	Right Knee Soreness	2/13
	22	Torn Meniscus, Right Knee	2/21-4/6
Boban Marjanović	6	Bone Bruise, Mild Sprain, Right Knee	2/28-3/10
Shake Milton	11	Right Hand Injury	2/8-3/6
Mike Muscala	3	Left Ankle Sprain	10/16-10/20
	2	Nose Fracture	11/7-11/9
	1	Upper Respiratory Infection	12/13
Justin Patton	39	Right Foot Surgery	11/12-2/2
	1	Right mid-foot soreness	3/15
JJ Redick	2	Back Tightness	1/8-1/9
	1	Rest	2/2
	1	Illness	2/5
	2	Back Tightness-Left Quad Contusion	4/9-4/10
Mike Scott	1	Lower Back Tightness	4/9
Ben Simmons	1	Lower Back Tightness	10/23
	1	Gastroenteritis	3/25
	1	Dental Procedure	4/10
Zhaire Smith	62	Jones Fracture, Left Foot	10/16-2/28
Totals	265		

YEAR IN REVIEW

2018-19 TEAM LEADERS

	PTS	REB	AST	STL	BLK
Bayless	-	-	-	-	-
Bolden	-	1	-	2 (1)	12 (5)
Brewer	-	-	-	2 (1)	-
Butler	9 (1)	2 (2)	11 (4)	29 (14)	13 (10)
Chandler	-	1 (1)	-	1 (1)	6 (6)
Covington	-	-	-	7 (2)	5 (3)
Embiid	48 (1)	53 (3)	8 (5)	10 (8)	41 (14)
Ennis III	-	1	-	-	2 (1)
Harris	6	4 (1)	1 (1)	2 (2)	4 (4)
Highsmith	-	-	-	-	-
Jackson	-	-	-	-	-
Johnson	-	1	-	1 (1)	5 (4)
Korkmaz	-	-	-	5 (5)	-
Marjanović	-	1	1 (1)	1 (1)	4 (4)
McConnell	-	-	6 (3)	17 (8)	3 (3)
Milton	-	-	-	1 (1)	3 (3)
Monroe	1	-	-	-	-
Muscala	-	-	-	2 (1)	7 (6)
Patton	-	-	-	1 (1)	-
Redick	10 (1)	-	-	7 (7)	4 (4)
Scott	-	-	-	1 (1)	1 (1)
Šarić	-	-	-	1 (1)	1 (1)
Shamet	1	-	1	2 (1)	2 (2)
B. Simmons	9 (1)	24 (3)	62 (7)	24 (9)	17 (12)
J. Simmons	1	-	1	4 (2)	-
Smith	-	-	-	1 (1)	-

*Ties in parentheses

2018-19 OUTSTANDING PERFORMERS

	10+ POINTS	20+ POINTS	REB	AST	STL	BLK	DBL-DBL	TRP-DBL
Bayless	-	-	-	-	-	-	-	-
Bolden	7	-	1	-	1	2	1	-
Brewer	2	1	-	-	1	-	-	-
Butler	48	24	2	-	17	-	3	-
Chandler	9	-	1	-	-	1	-	-
Covington	8	1	1	-	3	2	1	-
Embiid	64	55	58	2	4	20	58	2
Ennis III	3	-	-	-	-	-	-	-
Harris	25	14	5	-	-	-	4	-
Highsmith	1	-	-	-	-	-	-	-
Jackson	1	-	-	-	-	-	-	-
Johnson	3	-	-	-	1	-	-	-
Korkmaz	12	-	-	-	3	-	-	-
Marjanović	10	-	2	-	-	-	2	-
McConnell	18	-	-	-	7	-	-	-
Milton	2	-	-	-	-	1	-	-
Monroe	2	-	-	-	-	-	-	-
Muscala	15	-	1	-	-	2	-	-
Patton	-	-	-	-	-	-	-	-
Redick	71	28	1	-	1	-	1	-
Scott	5	2	-	-	-	-	-	-
Šarić	8	-	1	-	-	-	1	-
Shamet	20	1	-	-	1	-	-	-
B. Simmons	70	25	35	19	15	5	42	10
J. Simmons	2	1	-	-	1	-	-	-
Smith	2	-	-	-	-	-	-	-



2018-19 NBA STANDINGS

EASTERN CONFERENCE

ATLANTIC DIVISION						
	W	L	PCT	GB	HOME ROAD	LAST-10 STREAK
Toronto	58	24	.707	-	32- 9 26-15	7-3 Won 2
Philadelphia	51	31	.622	7	31-10 20-21	4-6 Won 1
Boston	49	33	.598	9	28-13 21-20	6-4 Won 1
Brooklyn	42	40	.512	16	23-18 19-22	6-4 Won 3
New York	17	65	.207	41	9-32 8-33	3-7 Lost 1
CENTRAL DIVISION						
	W	L	PCT	GB	HOME ROAD	LAST-10 STREAK
Milwaukee	60	22	.732	-	33- 8 27-14	7-3 Lost 1
Indiana	48	34	.585	12	29-12 19-22	4-6 Won 1
Detroit	41	41	.500	19	26-15 15-26	4-6 Won 2
Chicago	22	60	.268	38	9-32 13-28	2-8 Lost 3
Cleveland	19	63	.232	41	13-28 6-38	0-10 Lost 10
SOUTHEAST DIVISION						
	W	L	PCT	GB	HOME ROAD	LAST-10 STREAK
Orlando	42	40	.512	-	25-16 17-24	8-2 Won 4
Charlotte	39	43	.476	3	25-16 14-27	6-4 Lost 1
Miami	39	43	.476	3	19-22 20-21	4-6 Lost 1
Washington	32	50	.390	10	22-19 10-31	2-8 Lost 4
Atlanta	29	53	.354	13	17-24 12-29	8-5 Lost 3

WESTERN CONFERENCE

SOUTHWEST DIVISION						
	W	L	PCT	GB	HOME ROAD	LAST-10 STREAK
Houston	53	29	.646	-	31-10 22-19	8-2 Lost 1
San Antonio	48	34	.585	5	32- 9 16-25	6-4 Won 3
Dallas	33	49	.402	20	24-17 9-32	5-5 Lost 1
Memphis	33	49	.402	20	21-20 12-29	4-6 Won 1
New Orleans	33	49	.402	20	19-22 14-27	3-7 Lost 1
NORTHWEST DIVISION						
	W	L	PCT	GB	HOME ROAD	LAST-10 STREAK
Denver	54	28	.659	-	34- 7 20-21	5-5 Won 1
Portland	53	29	.646	1	32- 9 21-20	8-2 Won 3
Utah	50	32	.610	4	29-12 21-20	8-2 Lost 1
Oklahoma City	49	33	.598	5	27-14 22-19	7-3 Won 5
Minnesota	36	46	.439	18	25-16 11-30	4-6 Lost 3
PACIFIC DIVISION						
	W	L	PCT	GB	HOME ROAD	LAST-10 STREAK
Golden State	57	25	.695	-	30-11 27-14	8-2 Lost 1
L.A. Clippers	48	34	.585	9	26-15 22-19	6-4 Won 1
Sacramento	39	43	.476	18	24-17 15-26	3-7 Lost 3
L.A. Lakers	37	45	.451	20	22-19 15-26	6-4 Lost 1
Phoenix	19	63	.232	38	12-29 7-34	2-8 Lost 2



2018-19 NBA TEAM STATISTICS (RANK AGAINST)

LES GIA	ATL	BOG	BKN	CHA	CHI	CLE	DAL	DEN	DET	GS	HOU	IND	LAC	LAL	MEN	MIA	MIL	MIN	NO	NY	OKC	ORL	PHI	PHO	POR	SAC	SA	TOR	UTA	WAS
Points/game	12	14	15	19	27	29	21	20	25	2	11	22	5	16	30	26	1	13	3	28	7	24	4	23	6	9	18	8	17	10
FG pct.	21	14	25	26	20	28	27	13	29	1	24	4	7	9	23	22	3	17	6	30	19	18	8	16	12	15	2	5	10	11
FT pct.	21	4	24	6	11	7	25	20	23	5	9	22	8	29	15	30	14	10	18	19	28	12	16	13	2	27	1	3	26	17
J-pt FG pct.	16	7	14	18	19	13	27	17	23	3	12	5	2	29	25	21	15	20	24	28	22	11	8	30	9	4	1	6	10	26
Off. Reb./gm	4	20	10	19	30	12	16	2	5	21	14	25t	22	15	29	7	29t	6	8	13	1	17	11	28	3	9	27	24	18	23
Def. Reb./gm	18	16	10	22	21	28	14	17	24	3	29	23	8	4	26	15	1	25	6	20	11	13	2	30	7	19	12	9	5	27
Rebounds/game	12	22	7	23	25	26	16	8	18	11	28	24	13	6	29	10	1	19	5	20	2	15	4	30	3	14	21	17	9	27
Assists/game	5	21	24	27	29	22	2	26	1	28	9	18	11	19	17	7	15	3	30	23	12	4	20	25	14	16	13	8	6	6
Steals/game	11	4	27	21	20	28	29	13	22	15	5	3	23	16	6	14	17	7t	18	24	1	26	19	2	25	10	30	9	12	7t
Turnovers/gm	30	3	26	2	19	9	20	8	11t	21	6	10	22	29	15	23	13	4	24	17	14	5	25	28	11t	7	1	16	27	18
Blocks/gm	14	10	28	18t	26t	30	26t	24t	29	1	18t	20	22	8	4t	4t	2	17	13	12	6	11	15	16	24t	21	9	3	23	23
Pers.Fouls/gm	29t	12	23	3	9	6	8	7	26	22	25	4	28	13t	24	15	5	10	19	16	27	2	20	29t	11	21	1	17	18	13t
DQ/game	23t	5t	28	23t	19t	16t	4	16t	12	10t	5t	5t	16t	14t	27	2	13	23t	10t	29t	29t	5t	5t	23t	22	19t	3	19t	1	14t

2018-19 NBA TEAM STATISTICS (RANK FOR)

LES GIA	ATL	BOG	BKN	CHA	CHI	CLE	DAL	DEN	DET	GS	HOU	IND	LAC	LAL	MEN	MIA	MIL	MIN	NO	NY	OKC	ORL	PHI	PHO	POR	SAC	SA	TOR	UTA	WAS		
Points/game	30	8	18	17	20	24	13	6	7	16	10	1	25	21	3	2	11	23	27	22	15	5	19	28	14	26	12	9	4	29		
FG pct.	26	4	12	25	27	30	16	15	24	3	19	6	14	9	7	2	1	23	21	22	17	11	10	29	13	20	18	5	8	28		
FT pct.	8	12	22	30	10	19	25	2t	5	23	16	7	24	28	29	18	1	15	11	14	9	27	17	4	20	21	6	13	2t	26		
J-pt FG pct.	19	6	3	23	26	30	7	1	9	11	2	14	5	13	21	17	22	29	25	24	16	10	4	28	20	12	18	8	15	27		
Off. Reb./gm	19	16	24	12	11	6	14	7	3	21	23	17	28	27	5	13	9	26	22	20	8	2	10	30	15	25	4	18	1	29		
Def. Reb./gm	21	22	18	25	28	13	14	2	12	5	10	3	11	23	17	7	20	9	16	30	26	24	4	19	1	29	15	8	6	27		
Rebounds/game	23	22	24	21	25	8	14	1	6	10	16	5	19	26	12	9	15	17	20	29	18	11	4	27	3	30	7	13	2	28		
Assists/game	30	8t	10	26	22	24	14	16	8t	12	7	13	11	21	6	4	19	27	29	23	20	2	5	25	3	17	18	15	1	28		
Steals/game	30	2	22	4	9	6	23	14	5	19	11t	13	25	26	18	15	3	1	28	11t	24	7	21	29	10	16	8	17	27	20		
Turnovers/gm	8	7	20	17t	22	28	25	17t	14	19	9	5	24	12	6	13	21	11	16	23	1	26	27	4	29	2	30	10	15	3		
Blocks/gm	24	2	22	29	28	27	6t	14	17	1	8	21	30	20	13	11	12	25	23	26	14	5	4	15	18t	18t	3	6t	9	10		
Pers.Fouls/gm	5	26	7	18	30	28	2	20	11	27	24	23	1	18	9	22	21	8	13	14	3	29	6	17	16	10	25	19	4	12		
DQ/game	7t	17t	7t	22t	22t	19t	5t	10t	2	29	30	25t	1	25t	17t	14t	25t	7t	10	17	11	23	3	8	6	30	2	22	13	18	5	29

2018-19 NBA TEAM STATISTICS (COMBINED RANK)

Pts/game/diff.	26	6	15	18	27	30	20	8	17	2	5	10	13	23	24	16	1	22	21	28	9	14	11	29	7	19	12	3	4	25
Off. Reb. Pct.	6	24	10	23	30	11	15	2	4	16	14	21	19	17	29	5	27	7	9	18	3	20	8	28	1	12	26	22	13	25
Def. Reb. Pct.	20	18	21	16	13	17	12	1	8	14	28	23	25	22	11	10	1	27	19	24	7	3	6	30	9	26	4	15	2	29
Total Reb. Pct.	9	20	15	19	28	12	14	1	4	16	27	24	25	21	26	7	10	17	11	23	3	8	6	30	2	22	13	18	5	29



OPPONENTS



ATLANTA HAWKS



GENERAL INFORMATION



Lloyd Pierce

Franchise Timeline (Established)..... Tri-Cities Blackhawks (1949-50), Milwaukee Hawks (1951-52),
 St. Louis Hawks (1955-56), Atlanta Hawks (1968-69)
 Address..... Emory Sports Medicine Complex: 1968 Hawks Lane, Brookhaven, GA 30329
 Principal Governor & Chair of the Board of Directors/NBA Governor..... Tony Ressler
 Vice Chair of Board of Directors..... Grant Hill
 Alternate NBA Governor..... Steven Price
 CEO, Atlanta Hawks Basketball Club/State Farm Arena..... Steve Koonin
 President of Basketball Operations & General Manager..... Travis Schlenk
 Head Coach..... Lloyd Pierce
 Assistant Coaches..... Melvin Hunt, Chris Jent, Greg Foster, Marlon Garnett, Matt Hill
 Special Assistant to the Head Coach..... Nate Babcock
 Vice President of Athletic Performance and Sports Medicine..... Chelsea Lane
 Head Athletic Trainer..... Scottie Parker
 Head Strength & Conditioning Coach..... Michael Irr
 Public Relations..... Garin Narain, Jon Steinberg, Jelani Downing
 Home Court..... State Farm Arena (16,888)

BROADCAST INFORMATION

92-9 The Game..... Steve Holman, Mike Conti (pregame, halftime, postgame host)
 Television..... FOX Sports Southeast: Bob Rathbun, Dominique Wilkins, Andre Aldridge

2019-20 SCHEDULE

10/28/19..... @ ATL
 1/30/20..... @ ATL
 2/24/20..... @ PHI
 3/21/20..... @ PHI

ALL-TIME SERIES RESULTS

Overall..... 192-189
 Home..... 110-61
 Away..... 62-113
 Neutral..... 20-15

PLAYOFFS

Overall..... 6-1
 Home..... 4-0
 Away..... 2-0

ALL-TIME SERIES INFORMATION

76ers Largest Margin of Victory..... 47, 12/8/82
 76ers Most Pts. Scored..... 144, 2/23/61
 76ers Fewest Pts. Scored..... 68, 4x last 2/26/54

Hawks Largest Margin of Victory..... 42, 4/5/89
 Hawks Most Pts. Scored..... 149, 1/30/93
 Hawks Fewest Pts. Scored..... 59, 11/10/53

BOSTON CELTICS



GENERAL INFORMATION



Brad Stevens

Franchise Timeline (Established).....	Boston Celtics (1946-47)
Address.....	46 Life Street, Boston, MA 02135
Managing Partner, Governor and Chief Executive Officer.....	Wyc Grousbeck
President.....	Rich Gotham
President of Basketball Operations.....	Danny Ainge
Head Coach.....	Brad Stevens
Assistant Coaches.....	Jay Larranaga, Jamie Young, Jerome Allen, Scott Morrison, Joe Mazzulla, Kara Lawson, Brandon Bailey
Director of Performance.....	Art Horne
Media Relations.....	Christian Megliola, Jeff Twiss, Heather Walker, Brian Olive, Brandon Chinn
Home Court.....	TD Garden (18,624)

BROADCAST INFORMATION

Radio.....	98.5 FM The Sports Hub: Sean Grande, Cedric Maxwell
Television.....	NBC Sports Boston: Mike Gorman, Brian Scalabrine, Tom Heinsohn, Abby Chin

2019-20 SCHEDULE

10/23/19.....	@ PHI
12/12/19.....	@ BOS
1/9/20.....	@ PHI
2/1/20.....	@ BOS

ALL-TIME SERIES RESULTS

Overall.....	187-261
Home.....	122-88
Away.....	53-151
Neutral.....	12-22

PLAYOFFS

Overall.....	47-58
Home.....	32-17
Away.....	15-41

ALL-TIME SERIES INFORMATION

76ers Largest Margin of Victory.....	42, 10/29/66
76ers Most Pts. Scored.....	150, 3/6/70
76ers Fewest Pts. Scored.....	65, 3/28/04

Celtics Largest Margin of Victory.....	37, 12/20/87
Celtics Most Pts. Scored.....	148, 1/19/63
Celtics Fewest Pts. Scored.....	65, 2/17/53



BROOKLYN NETS

GENERAL INFORMATION



Kenny Atkinson

Franchise Timeline (Established).....	New Jersey Americans (1967-68), New York Nets (1968-69), New Jersey Nets (1978-69), Brooklyn Nets (2012-13)
Address.....	168 39th Street, 7th Floor, Brooklyn, NY 11232
Governor.....	Joseph Tsai
Alternate Governor.....	Oliver Weisberg
Alternate Governor & Chief Executive Officer.....	David Levy
General Manager.....	Sean Marks
Assistant General Managers.....	Jeff Peterson, Andy Birdsong
Head Coach.....	Kenny Atkinson
Assistant Coaches.....	Jacque Vaughn, Bret Brielmaier, Jordan Ott, Travon Bryant
Assistant Coach/Director of Player Development.....	Adam Harrington
Player Development Coach.....	Tiago Splitter
Director of Sport Science.....	Dan Meehan
Director of Sports Medicine.....	Les Gelis
Head Athletic Trainer/Physical Therapist.....	Sebastien Poirier
Head Strength & Conditioning Coach.....	Dan Liburd
Physical Performance Coach.....	Daniel Jones
Public Relations.....	Aaron Harris, Eli Pearlstein, Mitch Heckart, Megan Walsh
Home Court.....	Barclays Center (17,732)

BROADCAST INFORMATION

Radio.....WFAN (660 AM/101.9 FM): Chris Carrino, Tim Capstraw
 Television.....YES Network: Ian Eagle, Ryan Ruocco, Sarah Kustok, Richard Jefferson, Michael Grady

2019-20 SCHEDULE

12/15/19.....	@ BRK
1/15/20.....	@ PHI
1/20/20.....	@ BRK
2/20/20.....	@ PHI

ALL-TIME SERIES RESULTS

Overall.....	113-83
Home.....	63-35
Away.....	50-48

PLAYOFFS

Overall.....	8-4
Home.....	3-4
Away.....	5-0

ALL-TIME SERIES INFORMATION

76ers Largest Margin of Victory.....	35, 2/5/86
76ers Most Pts. Scored.....	142, 2/5/86
76ers Fewest Pts. Scored.....	67, 4/5/09

Nets Largest Margin of Victory.....	36, 12/16/13
Nets Most Pts. Scored.....	141, 4/4/17
Nets Fewest Pts. Scored.....	77, 12/14/10



BROOKLYN NETS

ALL-TIME MEETINGS

DATE	PHI	OPP	DATE	PHI	OPP	DATE	PHI	OPP	DATE	PHI	OPP	DATE	PHI	OPP
10/30/76	H	W	104	80	4/10/84	A	L	102	106	11/6/91	H	W	107	105
1/2/77	A	W	139	110	10/30/84	A	W	118	96	12/3/91	A	L	86	88
2/4/77	H	W	112	113	12/2/84	H	W	114	112	1/25/92	H	W	115	94
<u>3/20/77</u>	A	W	111	104	12/22/84	H	W	107	93	2/12/92	A	L	87	102
11/4/77	A	W	107	104	2/2/85	A	L	96	101	<u>2/14/92</u>	A	L	99	107
11/9/77	H	W	130	107	3/16/85	H	L	127	107	11/6/92	H	L	111	114
1/14/78	A	W	136	120	<u>4/10/85</u>	A	L	100	<u>125</u>	11/21/92	A	W	104	95
<u>2/19/78</u>	H	W	120	110	11/1/85	A	L	102	106	1/6/93	H	W	132	106
11/8/78	H	W	123	117	11/27/85	A	W	111	100	1/5/93	A	L	105	110*
11/4/78	A	L	108	124	1/14/86	H	L	123	105	3/30/93	A	L	77	91
3/11/79	A	L	103	104	1/15/86	H	L	89	123	11/13/93	A	W	98	97
<u>3/23/79</u>	H	W	110	98	2/5/86	H	W	142	107	2/23/94	H	L	102	106
10/17/79	A	W	113	88	3/22/86	H	W	123	115	3/6/94	A	L	99	126
11/24/79	H	W	91	82	12/6/86	H	W	105	100	<u>4/19/94</u>	H	L	110	115
1/9/80	H	W	108	105	12/12/86	A	L	90	123	1/13/95	H	L	101	110
1/18/80	A	W	112	105	2/4/87	A	W	121	95	3/3/95	A	W	102	98
3/21/80	H	W	108	99	3/7/87	H	L	102	114	3/8/95	H	L	108	115*
<u>3/28/80</u>	A	L	92	99	3/27/87	H	W	110	99	4/13/95	H	W	102	94
10/15/80	A	W	119	111	<u>4/3/87</u>	A	L	109	113	4/15/95	A	W	97	87
11/15/80	H	W	115	108	12/23/87	A	W	110	106	11/18/95	A	L	79	95
12/14/80	A	W	114	107	1/13/88	H	W	104	95	12/23/95	H	L	85	98
12/19/80	H	W	122	107	2/14/88	A	L	105	109	1/12/96	A	W	107	80
1/14/81	H	W	110	105	2/19/88	H	W	115	100	4/8/96	H	W	82	79
3/17/81	A	L	120	126*	3/22/88	A	L	90	102	<u>1/17/97</u>	H	L	103	105*
12/5/81	A	W	114	105	4/21/88	H	W	104	101	3/21/97	H	W	112	110
1/9/82	H	L	113	120	12/16/88	A	W	114	106	3/26/97	A	L	105	123
1/17/82	A	L	97	105	1/11/89	H	W	103	94	4/16/97	A	W	113	105
2/5/82	H	W	116	112	11/28/89	A	W	123	105	12/5/97	A	L	88	107
3/24/82	H	L	106	111	2/17/89	H	L	127	129*	2/14/98	H	L	98	105
4/7/82	A	W	116	113	3/15/89	H	W	100	96	2/21/98	A	W	98	89
10/30/82	H	W	110	99	4/20/89	A	W	105	92	3/25/98	H	L	86	91
11/13/82	A	W	110	100	12/12/89	A	L	82	97	3/12/99	H	W	100	93*
3/6/83	A	L	106	112	1/20/90	H	W	108	98	4/7/99	A	W	96	92
3/25/83	H	L	92	101	2/14/90	H	W	112	112	4/18/99	A	L	79	86
4/1/83	H	L	104	111	3/16/90	H	W	119	110	11/20/99	A	W	100	96
4/15/83	A	W	100	98	3/19/90	A	W	108	94	12/23/99	A	L	94	99
11/5/83	A	W	119	112	11/3/90	H	W	112	110*	1/21/00	H	W	101	96
12/9/83	H	L	93	100	11/27/90	A	L	92	98	2/9/00	H	W	92	90
1/6/84	H	W	108	104	1/12/91	H	W	109	99	1/9/01	A	W	104	87
2/17/84	H	W	114	109	2/23/91	A	W	103	90	1/19/01	H	W	97	86
2/21/84	A	L	116	119*	3/26/91	A	L	95	98*	2/4/01	A	L	89	96

* overtime
 **double-overtime

CHARLOTTE HORNETS



GENERAL INFORMATION



James Borrego

Franchise Timeline (Established).....Charlotte Hornets (1988-89), Charlotte Bobcats (2004-05),
 Charlotte Hornets (2014-15)
 Address.....333 E. Trade Street; Charlotte, NC 28202
 Chairman..... Michael Jordan
 Vice Chairman.....Curtis Polk
 President of Basketball Operations & GM..... Mitch Kupchak
 Assistant General Manager..... Buzz Peterson
 Head Coach..... James Borrego
 Assistant Coaches Jay Triano, Chad Iske, Jay Hernandez, Ronald Nored, Dutch Gaitley, Nate Mitchell
 Director of Healthcare & Sports Performance..... Joe Sharpe
 Public Relations Mike Cristaldi, Josh Rosen, Brian Travis, Natalie Breneman
 Home Court..... Spectrum Center (19,077)

BROADCAST INFORMATION

Radio.....WFNZ: John Focke, Matt Carroll
 Cable Television..... FOX Sports Southeast: Eric Collins, Dell Curry, Ashley ShahAhmadi

2019-20 SCHEDULE

11/10/19 @ PHI
 3/19/20.....@ CHA
 4/15/20 @ PHI

ALL-TIME SERIES RESULTS

Overall 50-58
 Home32-23
 Away18-37

PLAYOFFS

Overall:3-1
 Home: 2-0
 Away: 1-1

OPPONENTS

ALL-TIME SERIES INFORMATION

76ers Largest Margin of Victory.....32, 3/11/05
 76ers Most Pts. Scored.....133, 11/9/18
 76ers Fewest Pts. Scored.....66, 4/5/95

Hornets Largest Margin of Victory.....52, 2/27/92
 Hornets Most Pts. Scored.....136, 2/27/92
 Hornets Fewest Pts. Scored.....63, 11/7/07

CHICAGO BULLS



GENERAL INFORMATION



Jim Boylen

Franchise Timeline (Established).....	Chicago Bulls (1966-67)
Address.....	1901 West Madison Street, Chicago, Ill. 60612
Chairman	Jerry Reinsdorf
President and Chief Operating Officer	Michael Reinsdorf
Executive Vice President-Basketball Operations	John Paxson
Senior Advisor-Basketball Operations.....	Doug Collins
General Manager.....	Gar Forman
Associate General Manager	Brian Hagen
Assistant General Manager.....	Steve Weinman
Head Coach	Jim Boylen
Assistant Coaches	Chris Fleming, Roy Rogers, Nate Loenser, Dean Cooper, Karen Umlauf
Player Development Coach	Shawn Respert
Director of Performance Health	Chip Schaefer
Head Athletic Trainer	Jeff Tanaka
Assistant Athletic Trainer.....	Arnold Lee
Head Strength Coach	Matt Johnson
Assistant Strength & Conditioning Coach.....	Geoff Puls
Physical Therapist	Michael Orr
Video Coordinator.....	Chris Kent
Assistant to the Head Coach	Paul Miller
Media Relations	Tim Hallam, Matt Yob, Beth Grady, Kristen Deahl
Home Court	United Center (20,917)

BROADCAST INFORMATION

Radio.....	WSCR (670 AM): Chuck Swirsky, Bill Wennington
Spanish Radio	TUDN Radio (1200 AM): Omar Ramos, Hector Lozano
Cable Television.....	NBC Sports Chicago: Neil Funk, Stacey King

2019-20 SCHEDULE

1/17/20.....	@ PHI
2/9/20	@ PHI
3/26/20.....	@ CHI

ALL-TIME SERIES RESULTS

Overall	122-106
Home	68-40
Away	50-64

PLAYOFFS

Overall	6-10
Home	5-2
Away	1-8
Neutral	4-2

ALL-TIME SERIES INFORMATION

76ers Largest Margin of Victory.....	41, 11/11/80
76ers Most Pts. Scored.....	145, 2x last 11/10/82
76ers Fewest Pts. Scored.....	74, 11/1/97

Bulls Largest Margin of Victory	45, 12/21/10
Bulls Most Pts. Scored	148, 11/19/71
Bulls Fewest Pts. Scored	67, 3/14/01

CHICAGO BULLS

ALL-TIME MEETINGS

DATE	PHI	OPP	DATE	PHI	OPP	DATE	PHI	OPP	DATE	PHI	OPP	DATE	PHI	OPP
11/11/66	H	W	126	113	12/26/74	A	L	91	92	3/30/85	A	W	122	117
11/13/66	A	W	132	126	2/9/75	H	W	109	97	4/5/85	H	W	116	113
11/18/66	N	W	145	120	3/18/75	A	L	96	111	11/13/85	H	W	110	102
12/6/66	H	W	129	119	10/24/75	A	W	110	103	12/12/85	A	L	102	106
1/4/67	A	W	117	103	11/5/75	H	W	115	82	1/17/86	A	W	120	118*
1/8/67	A	W	136	115	2/10/76	A	W	85	84	2/12/86	H	W	106	98
1/19/67	N	W	117	108	3/17/76	H	W	108	101	2/25/86	A	W	122	108
3/1/67	N	L	122	128	11/10/76	H	W	103	58	3/19/86	H	W	118	112
11/24/67	A	W	122	104	12/14/76	H	L	88	101	1/17/87	A	L	89	105
11/25/67	H	L	114	119	3/13/77	H	L	102	106	1/30/87	H	W	121	112
12/16/67	H	L	143	123	3/29/77	A	W	113	113	2/10/87	A	L	107	104
1/20/68	A	W	135	111	11/2/77	H	L	102	103	3/11/87	H	W	117	108
2/9/68	H	W	118	113	12/16/77	A	L	110	115	3/24/87	A	L	91	93
3/12/68	N	W	139	115	12/28/77	H	W	129	125*	4/10/87	H	W	98	96*
3/16/68	A	W	144	122	2/7/78	A	L	106	108	11/7/87	A	L	94	104
10/26/68	H	W	122	118	12/5/78	A	L	91	96	12/8/87	A	L	109	96
12/5/68	A	W	109	92	1/3/79	H	W	111	98	12/27/88	H	L	109	119*
2/1/69	H	W	112	104	2/1/79	A	W	128	105	2/29/88	H	W	102	101
3/4/69	H	W	131	113	3/28/79	H	W	112	96	3/3/88	H	L	93	97
3/7/69	A	L	113	114	11/17/79	A	L	103	106*	4/18/00	A	W	93	89
3/13/69	A	W	113	106	2/16/80	H	W	100	92	12/16/00	A	W	99	91
11/4/69	N	W	113	109	10/29/80	H	W	115	102	1/17/01	H	W	99	88
11/18/69	H	W	119	127	11/1/80	H	W	121	80	3/14/01	A	W	85	67
12/14/69	H	W	126	121	12/10/80	H	W	113	100	4/18/01	H	L	86	92
12/31/69	H	W	129	109	1/10/81	A	L	100	111	12/1/01	A	L	93	76
1/12/70	A	L	113	117	3/4/81	H	L	100	111	3/28/02	A	W	99	79
2/20/70	A	L	119	126	3/20/81	A	L	108	120	4/15/02	H	L	96	98
10/14/70	H	W	110	107	11/11/81	H	W	117	90	2/12/03	H	W	119	111*
12/1/70	A	L	91	107	12/12/81	A	W	117	114*	2/19/03	A	W	110	82
1/14/71	A	L	103	108	2/7/82	H	W	123	107	4/15/03	A	L	106	115
1/15/71	H	W	99	96	3/2/82	H	L	109	112	11/7/03	A	W	106	85
2/5/71	A	L	102	114	3/31/82	H	W	99	98	12/4/03	H	W	83	82
10/12/71	A	W	114	100	4/6/82	A	W	117	104	3/6/04	H	W	97	88
11/19/71	H	L	104	148	11/10/82	H	W	145	108	3/9/04	A	W	89	81
1/5/72	H	L	107	139	1/19/83	H	W	126	106	12/10/04	A	W	93	88
2/22/72	A	L	88	119	1/25/83	A	W	116	99	1/12/05	A	L	78	110
3/24/72	H	L	99	116	2/10/83	A	W	116	110	3/19/05	H	L	88	94
10/10/72	A	L	89	95	2/25/83	H	W	116	111	2/16/06	H	L	84	117
12/8/72	H	L	102	118	3/29/83	A	L	95	97	2/25/06	H	W	108	102
1/9/73	A	L	102	126	11/1/83	H	W	99	91	4/5/06	H	L	92	99
3/9/73	N	L	84	104	2/7/84	A	L	89	104	4/8/06	H	W	89	75
11/28/73	H	W	101	96	2/10/84	H	L	91	100	11/24/06	H	W	123	108
12/6/73	A	L	98	103	3/31/84	A	W	111	104	12/6/06	A	L	94	121
2/2/74	H	L	89	105	4/15/84	H	W	129	115	3/14/07	H	L	87	88
3/19/74	A	L	94	103	11/17/84	A	W	109	100	11/2/07	A	W	96	85
11/6/74	H	W	105	90	12/15/84	A	W	114	102	11/1/08	H	L	97	100
					2/1/85	H	W	121	110	3/4/95	H	L	94	106

* overtime
** double-overtime

OPPONENTS



CLEVELAND CAVALIERS



GENERAL INFORMATION



John Beilein

Franchise Timeline (Established).....	Cleveland Cavaliers (1970-71)
Address.....	One Center Court; Cleveland, OH 44115-4001
Chairman.....	Dan Gilbert
General Manager.....	Koby Altman
Assistant General Manager.....	Mike Gansey
Basketball Chief of Staff/Team Counsel.....	Jason Hillman
Senior Director, Basketball Operations.....	Brock Aller
Director, Basketball Administration.....	Andrae Patterson
Senior Basketball Advisor.....	Bernie Bickerstaff
Head Coach.....	John Beilein
Associate Head Coach.....	J.B. Bickerstaff
Assistant Coaches.....	Antonio Lang, Dan Geriot, Lindsay Gottlieb
Director of Player Development/Assistant Coach.....	Mike Gerrity
Assistant Coach/Player Development.....	J.J. Outlaw
Head Video Coordinator/Player Development.....	Dan Vincent
Director of Coaching Analytics/Player Development.....	Michael Hartman
Senior Director, Analytics/Personnel.....	Jon Nichols
Head Athletic Trainer.....	Steve Spiro
Basketball Communications.....	Tad Carper, B.J. Evans, Jeff Schaefer, Cherome Owens, Alyssa Dombrowski
Senior Director of Corporate Communications.....	Phyllis Salem
Home Court.....	Rocket Mortgage FieldHouse (19,432)

BROADCAST INFORMATION

Radio.....	WTAM (1100 AM): Tim Alcorn, Jim Chones, Mike Snyder
Spanish Radio.....	LA MEGA (87.7 FM): Rafael Hernández Brito
Television.....	FOX Sports Ohio: John Michael, Austin Carr, Angel Gray

2019-20 SCHEDULE

11/12/19.....	@ PHI
11/17/19.....	@ CLE
12/7/19.....	@ PHI
2/26/20.....	@ CLE

ALL-TIME SERIES RESULTS

Overall.....	106-103
Home.....	62-42
Away.....	44-59

PLAYOFFS

Overall.....	3-2
Home.....	3-0
Away.....	0-2

ALL-TIME SERIES INFORMATION

76ers Largest Margin of Victory.....	54, 11/02/70
76ers Most Pts. Scored.....	148, 1/2/72
76ers Fewest Pts. Scored.....	67, 1/15/94

Cavaliers Largest Margin of Victory.....	43, 1/15/94
Cavaliers Most Pts. Scored.....	131, 3/20/73
Cavaliers Fewest Pts. Scored.....	68, 11/23/01



CLEVELAND CAVALIERS

ALL-TIME MEETINGS

DATE	PHI	OPP	DATE	PHI	OPP	DATE	PHI	OPP	DATE	PHI	OPP	DATE	PHI	OPP
11/2/70	H	W	141	87	10/27/79	A	W	112	106	3/10/87	A	W	100	91
12/27/70	A	L	101	114	12/1/79	H	W	117	105	3/31/87	A	W	116	105
1/16/71	H	W	115	96	1/3/80	A	W	109	108	4/1/87	H	W	108	99
3/27/71	A	W	124	113	1/19/80	H	W	111	107	11/21/87	A	L	88	101
10/24/71	A	W	111	93	2/17/80	H	W	115	100	11/24/87	H	W	108	104
10/27/71	H	W	120	106	3/16/80	A	L	109	123	1/9/88	H	W	126	110
11/28/71	A	L	120	124	10/28/80	A	W	119	101	2/17/88	A	L	97	115
12/29/71	N	L	102	103	12/9/80	A	W	96	83	4/23/88	A	L	99	104
1/2/72	H	W	148	119	12/17/80	H	W	103	79	11/23/88	H	W	104	91
2/16/72	H	W	126	116	1/16/81	H	W	137	79	1/31/89	A	L	103	118
10/25/72	H	L	108	113	2/11/81	H	W	123	120*	2/18/89	A	L	100	98
10/31/72	A	L	116	126	3/27/81	A	W	138	117	3/22/89	H	W	100	97
1/12/73	N	L	109	113**	10/30/81	H	W	128	104	4/11/89	A	L	90	92
1/26/73	A	L	100	105	11/20/81	A	W	99	94	11/29/89	H	W	114	84
3/20/73	A	L	105	131	12/11/81	H	W	131	113	1/12/90	H	L	102	113
3/21/73	H	L	109	112	3/26/82	A	W	115	111	1/23/90	A	W	103	88
11/30/73	A	L	110	112	4/2/82	H	W	135	115	3/13/90	A	L	102	119
12/5/73	H	L	75	89	11/26/82	A	W	120	102	11/10/90	A	L	88	104
1/9/74	H	W	94	86	12/15/82	H	W	99	93	11/23/90	H	W	111	105
1/13/74	A	L	94	96	1/18/83	A	W	98	90	3/31/91	H	W	110	101
3/1/74	H	L	93	110	3/27/83	H	W	94	80	4/21/91	A	L	110	123
3/17/74	A	L	99	115	4/3/83	A	W	96	84	11/26/91	H	L	91	95
11/28/74	A	L	103	110	12/16/83	H	W	115	105	11/27/91	A	L	97	107
1/18/75	H	L	106	108	1/7/84	A	L	98	106	1/11/92	A	L	102	108
2/12/75	H	L	102	105	1/18/84	A	W	109	107	2/5/92	H	L	108	110*
3/15/75	A	W	96	88	1/20/84	H	W	109	106	12/16/92	H	L	97	115
12/9/75	H	W	100	85	2/23/84	A	L	109	116*	3/16/93	A	L	98	110
1/2/76	H	W	112	101	3/23/84	H	W	100	95	3/26/93	H	L	84	103
1/8/76	A	L	105	115	10/26/84	H	W	111	101	4/25/93	A	L	103	107
2/6/76	H	L	87	92	1/22/85	A	L	107	110	1/15/94	A	L	67	110
3/18/76	A	L	104	110	2/15/85	H	L	107	112	2/2/94	H	L	97	105
11/27/76	A	L	104	111	2/18/85	A	L	113	120	3/3/94	A	L	87	95
1/7/77	H	W	116	96	3/19/85	A	L	89	116	3/25/94	H	L	88	105
2/20/77	H	W	112	111	4/3/85	H	L	110	113	12/3/94	A	W	83	78
3/15/77	A	W	133	102	12/11/85	H	W	125	110	12/16/94	H	L	80	84
12/17/77	H	W	129	116	1/24/86	A	W	121	114	2/7/95	A	L	84	90
1/4/78	H	W	108	93	2/6/86	A	W	111	103	3/12/95	H	L	72	92
1/19/78	A	L	109	117	3/14/86	H	W	109	100	11/17/95	H	L	82	114
2/21/78	A	W	127	114	3/17/86	A	W	118	112*	12/8/95	A	L	85	113
12/9/78	A	L	107	115	4/4/86	H	W	122	102	1/24/96	H	L	88	91
1/17/79	H	W	107	94	12/13/86	A	L	120	123	2/17/96	A	L	82	97
2/15/79	A	L	100	113	12/17/86	H	L	107	110	11/15/96	H	L	89	105
3/30/79	H	W	129	93	1/28/87	H	W	109	107	2/11/97	A	L	94	105
4/10/09	H	L	92	102										
4/15/09	A	W	111	110*										
11/21/09	A	L	91	97										
12/16/09	H	L	101	108										
3/12/10	H	L	95	100										
11/5/10	H	L	116	123										
11/16/10	A	L	94	101										
12/7/10	H	W	117	97										
2/27/11	H	W	95	91										
2/11/12	H	W	99	84										
3/27/12	H	W	103	85										
4/18/12	A	W	103	87										
11/18/12	H	W	86	79										
11/21/12	A	L	83	92										
3/29/13	A	W	97	87										
4/14/13	H	W	91	77										
11/8/13	H	W	94	79										
11/9/13	A	L	125	127**										
1/7/14	A	L	93	111										
2/18/14	H	W	85	114										
1/5/15	H	W	95	92										
2/2/15	A	L	84	97										
3/29/15	A	L	86	87										
11/2/15	H	L	100	107										
11/6/15	A	L	102	108										
12/20/16	A	L	86	108										
1/10/16	H	L	85	95										
11/5/16	H	L	101	102										
11/27/16	H	L	108	112										
3/31/17	A	L	105	122										
11/23/17	H	L	91	113										
12/9/17	A	L	98	105										
3/1/18	A	W	108	97										
4/6/18	H	W	132	130										
11/23/18	H	L	112	121										
12/16/18	A	W	128	105										
3/12/19	H	W	106	99										

* overtime
**double-overtime

DALLAS MAVERICKS



GENERAL INFORMATION



Rick Carlisle

Franchise Timeline (Established)	Dallas Mavericks (1980-81)
Address	2500 Victory Avenue; Dallas, TX 75219
Governor	Mark Cuban
CEO	Cynt Marshall
President of Basketball Operations/GM	Donn Nelson
Head Coach	Rick Carlisle
Assistant Coaches	Stephen Silas, Jamahl Mosley, Darrell Armstrong, Mike Weinar
Assistant General Manager	Keith Grant
Director of Player Health and Performance	Casey Smith
Head Athletic Trainer	Dionne Calhoun
Director of Athletic Performance	Jeremy Holsopple
Basketball Communications	Scott Tomlin, Alan Rakowski
Home Court	American Airlines Center (19,200)

BROADCAST INFORMATION

Radio	ESPN Radio (103.3 FM): Chuck Cooperstein, Brad Davis
Spanish Radio	Univision (1270 AM - Spanish): Victor Villalba
Television	FS Southwest: Mark Followill, Derek Harper, Jeff Wade

2019-20 SCHEDULE

12/20/19	@ PHI
1/11/20	@ DAL

ALL-TIME SERIES RESULTS

Overall	37-38
Home	20-18
Away	17-20

PLAYOFFS

ALL-TIME SERIES INFORMATION

76ers Largest Margin of Victory	42, 3/17/17
76ers Most Pts. Scored	133, 2/23/83
76ers Fewest Pts. Scored	70, 11/13/14

Mavericks Largest Margin of Victory	53, 11/13/14
Mavericks Most Pts. Scored	129, 2/21/16
Mavericks Fewest Pts. Scored	74, 3/17/17

DENVER NUGGETS



GENERAL INFORMATION



Michael Malone

Franchise Timeline (Established).....	Denver Nuggets (1976-77)
Address.....	1000 Chopper Circle; Denver, CO 80204
Governor.....	E. Stanley Kroenke
President and Governor.....	Josh Kroenke
President of Basketball Operations.....	Tim Connelly
General Manager.....	Arturas Karnisovas
Assistant General Manager.....	Calvin Booth
Director of Basketball Operations.....	Ben Tenzler
Vice President of Basketball Administration.....	Lisa Johnson
Vice President of Basketball Strategy & Analytics.....	Tommy Balcetis
Director of Team Operations/Player Development.....	Amy O'Brien
Director of Scouting.....	Jim Clibanoff
Manager of Player Personnel.....	Scott Howard
Director of Pro Personnel.....	Pat Connelly
Pro Personnel Scout/Player Development.....	oe Connelly
Head Coach.....	Michael Malone
Assistant Coaches.....	Wes Unseld Jr., David Adelman, Jordi Fernandez, Ryan Bowen, Charles Klask, John Beckett
Director Player Development.....	Ognjen Stojakovic
Player Development.....	Stephen Graham, Boniface N'Dong
Special Assistant to the Head Coach.....	Andrew Munson
Director of Sports Medicine.....	Steve Short
Head Athletic Trainer.....	Dan Shimensky
Associate Head Athletic Trainer.....	Jason Miller
Head Strength and Conditioning Coach.....	Felipe Eichenberger
Assistant Strength and Conditioning Coach.....	Claus Antunes de Souza
Media Relations.....	Nick O'Hayre, Cody Wise, Steven Blevins
Home Court.....	Pepsi Center (19,520)

BROADCAST INFORMATION

Radio..... Altitude Radio Network: Jason Kosmicki
 Television..... Altitude Sports & Entertainment: Chris Marlowe, Scott Hastings, Chris Dempsey, Vic Lombardi, Katy Winge

OPPONENTS

2019-20 SCHEDULE

11/8/19..... @ DEN
 12/10/19..... @ PHI

ALL-TIME SERIES RESULTS

Overall..... 50-38
 Home..... 30-15
 Away..... 20-23

PLAYOFFS

ALL-TIME SERIES INFORMATION

76ers Largest Margin of Victory..... 31, 11/5/77
 76ers Most Pts. Scored..... 149, 3/30/90
 76ers Fewest Pts. Scored..... 75, 2/23/95

Nuggets Largest Margin of Victory..... 30, 2/23/95
 Nuggets Most Pts. Scored..... 134, 2/27/82
 Nuggets Fewest Pts. Scored..... 71, 12/16/02

DETROIT PISTONS



GENERAL INFORMATION



Dwane Casey

Franchise Timeline (Established)..... Fort Wayne Pistons (1948-49), Detroit Pistons (1957-58)
 Address..... Detroit Pistons Performance Center, 6201 Second Avenue, Detroit, MI 48202
 Governor..... Tom Gores
 Vice Chairman..... Arn Tellem
 Senior Advisor to Governor Tom Gores..... Ed Stefanski
 Associate General Manager..... Pat Garrity
 Assistant General Manager..... Malik Rose
 Director of Player Personnel..... Gregg Polinsky
 Chief of Staff..... Andrew Loomis
 Head Coach..... Dwane Casey
 Assistant Coaches..... Sidney Lowe, Sean Sweeney, Micah Nori
 Player Development Coaches..... D.J. Bakker, J.D. Dubois
 Athletic Trainer..... Jim Scholler
 Performance Director..... Trent Salo
 Head Strength & Conditioning Coach..... Jordan Sabourin
 Director of Team Operations..... Mike Abdenour
 Public Relations..... Kevin Grigg, Cletus Lewis, Josh Schur
 Home Court..... Little Caesars Arena (20,332)

BROADCAST INFORMATION

Radio..... 97.1 FM The Ticket: Mark Champion, Rick Mahorn, George Blaha
 Television..... FS Detroit: George Blaha, Greg Kelsler, Johnny Kane

2019-20 SCHEDULE

10/26/19..... @ DET
 12/23/19..... @ DET
 3/11/19..... @ PHI

ALL-TIME SERIES RESULTS

Overall..... 218-156
 Home..... 120-47
 Away..... 75-93

PLAYOFFS

Overall..... 9-15
 Home..... 8-4
 Away..... 1-11
 Neutral..... 23-16

OPPONENTS

ALL-TIME SERIES INFORMATION

76ers Largest Margin of Victory.....39, 3/25/81
 76ers Most Pts. Scored.....162, 2/8/63
 76ers Fewest Pts. Scored.....64, 1/12/50

Pistons Largest Margin of Victory.....37, 12/20/97
 Pistons Most Pts. Scored.....146, 1/12/63
 Pistons Fewest Pts. Scored.....60, 1/5/54



DETROIT PISTONS

76ERS 2018-19 SEASON SERIES STATISTICS VS. PISTONS

PLAYER	G	GS	MIN	-FIELD GOALS-			-3-POINT FG-			-FREE THROWS-			--REBOUNDS--			PF	DQ	STL	TO	BLK	PTS	AVG	
				FG	FGA	PCT	FG	FGA	PCT	FT	FTA	PCT	OFF	DEF	TOT								
Embiid	3	3	105	27	54	.500	2	11	.182	40	51	.784	3	33	96	11	13	0	2	8	7	96	32.0
Redick	4	2	135	20	61	.328	12	38	.316	25	27	.926	0	10	10	17	5	0	0	5	2	77	19.3
Butler (TOT)	2	2	49	13	30	.433	1	7	.143	11	12	.917	6	4	10	8	2	0	3	0	1	38	19.0
Butler (PHI)	2	2	49	13	30	.433	1	7	.143	11	12	.917	6	4	10	8	2	0	3	0	1	38	19.0
Simmons	3	3	100	18	26	.692	0	0	---	9	17	.529	8	20	28	18	8	0	8	0	4	45	15.0
Muscala	4	0	98	15	32	.469	9	24	.375	8	9	.889	5	8	13	4	13	0	3	7	5	47	11.8
McConnell	3	0	81	15	25	.600	2	4	.500	2	2	1.000	2	7	9	19	4	0	3	9	0	34	11.3
Covington	2	2	76	8	16	.500	4	7	.571	1	2	.500	2	9	11	3	10	0	2	2	1	21	10.5
Korkmaz	2	0	30	8	16	.500	4	9	.444	0	0	---	2	8	10	1	3	0	2	1	1	20	10.0
Saric	2	2	60	7	22	.318	3	15	.200	2	3	.667	1	11	12	7	7	0	1	3	1	19	9.5
Fultz	2	2	44	7	15	.467	1	2	.500	2	2	1.000	2	7	9	4	5	0	2	3	2	17	8.5
Shamet	4	1	81	10	24	.417	6	17	.353	3	4	.750	2	3	5	4	7	0	0	2	0	29	7.3
Chandler	3	2	74	7	12	.583	3	6	.500	0	0	---	3	15	18	5	11	0	4	3	4	17	5.7
A. Johnson	4	1	47	5	12	.417	0	1	.000	4	6	.667	3	7	10	4	13	1	4	5	0	14	3.5
Bolden	1	0	2	0	0	---	0	0	---	0	0	---	0	0	0	0	1	0	0	0	0	0	0.0
Milton	1	0	3	0	0	---	0	0	---	0	0	---	0	0	0	0	1	0	0	0	0	0	0.0
76ERS	4	-	985	160	364	.464	47	141	.333	107	135	.793	39	142	181	106	102	1	34	59	28	474	118.5
PISTONS	4	-	985	162	364	.445	33	112	.295	88	126	.698	46	139	185	83	104	1	27	58	15	445	111.3

PISTONS 2018-19 SEASON SERIES STATISTICS VS. 76ERS

PLAYER	G	GS	MIN	-FIELD GOALS-			-3-POINT FG-			-FREE THROWS-			--REBOUNDS--			PF	DQ	STL	TO	BLK	PTS	AVG	
				FG	FGA	PCT	FG	FGA	PCT	FT	FTA	PCT	OFF	DEF	TOT								
Griffin	3	3	119	39	71	.549	7	19	.368	34	51	.667	6	33	39	18	14	0	2	12	1	119	39.7
Bullock	1	1	41	6	14	.429	2	7	.286	3	3	1.000	1	1	2	3	0	0	0	0	0	17	17.0
Drummond	4	4	127	24	59	.407	0	4	.000	16	27	.593	14	38	52	5	13	0	6	8	8	64	16.0
Jackson	4	4	128	20	52	.385	8	23	.348	12	14	.857	3	9	12	17	16	1	4	7	1	60	15.0
Smith	2	0	62	12	22	.545	3	9	.333	2	3	.667	0	3	3	5	4	0	2	3	2	29	14.5
Kenard	3	1	66	14	25	.560	6	12	.500	1	2	.500	1	11	12	6	8	0	0	6	0	35	11.7
Galloway	4	0	98	10	29	.345	3	15	.200	7	8	.875	2	5	7	1	10	0	1	3	1	30	7.5
Caulein	3	0	48	9	16	.563	1	4	.250	1	2	.500	0	1	1	7	1	0	2	6	0	20	6.7
Pachulia	4	0	58	8	18	.444	0	2	.000	9	10	.900	10	8	18	9	15	0	4	3	0	25	6.3
Leuer	3	1	63	8	14	.571	0	2	.000	0	2	.000	2	11	13	2	8	0	3	2	0	16	5.3
Ellienson	1	0	17	2	5	.400	1	2	.500	0	0	---	0	6	6	1	1	0	0	0	0	5	5.0
Brown	3	3	68	6	15	.400	1	4	.250	0	0	---	3	5	8	5	5	0	1	2	1	13	4.3
Robinson	3	1	36	3	11	.273	1	3	.333	2	2	1.000	2	4	6	1	3	0	1	1	0	9	3.0
Johnson	2	2	50	1	12	.083	0	6	.000	0	0	---	0	3	3	3	0	1	3	1	2	1	1.0
Thomas	1	0	3	0	1	.000	0	0	---	1	2	.500	2	1	3	0	0	0	0	0	0	1	1.0
PISTONS	4	-	985	162	364	.445	33	112	.295	88	126	.698	46	139	185	83	104	1	27	58	15	445	111.3
76ERS	4	-	985	160	345	.464	47	141	.333	107	135	.793	39	142	181	106	102	1	34	59	28	474	118.5



GOLDEN STATE WARRIORS



GENERAL INFORMATION



Steve Kerr

Franchise Timeline (Established)..... Philadelphia Warriors (1946-47), San Francisco Warriors (1962-63), Golden State Warriors (1971-72)
 Address..... 1 Warriors Way, San Francisco, CA, 94158
 Co-Executive Chairman & CEO..... Joe Lacob
 Co-Executive Chairman..... Peter Guber
 President & Chief Operating Officer..... Rick Welts
 President, Basketball Operations/General Manager..... Bob Myers
 Head Coach..... Steve Kerr
 Assistant Coaches..... Ron Adams, Mike Brown, Jarron Collins, Bruce Fraser
 Assistant Coach/Director of Player Development..... Chris DeMarco
 Player Development Coaches..... Aaron Miles, Theo Robertson, Luke Loucks, Seth Cooper
 Head Athletic Trainer..... Drew Yoder
 Director of Sports Medicine & Performance..... Dr. Rick Celebrini
 Public Relations..... Raymond Ridder, Michael Ravina, Brett Winkler, Darryl Arata, Cole Lawrence
 Home Court..... Chase Center (18,064)

BROADCAST INFORMATION

Radio..... KGMZ-FM (95.7 The Game): Tim Roye, Jim Barnett
 Television..... NBC Sports Bay Area: Bob Fitzgerald, Kelenna Azubuike, Kerith Burke

2019-20 SCHEDULE

1/28/20..... @ PHI
 3/7/20..... @ GS

ALL-TIME SERIES RESULTS

Overall..... 166-151
 Home..... 92-50
 Away..... 53-79

PLAYOFFS

Overall:..... 21-13
 Home:..... 13-3
 Away:..... 8-10
 Neutral:..... 21-22

ALL-TIME SERIES INFORMATION

76ers Largest Margin of Victory..... 46, 12/14/68
 76ers Most Pts. Scored..... 163, 3/10/63
 76ers Fewest Pts. Scored..... 64, 12/29/49

Warriors Largest Margin of Victory..... 43, 11/9/61
 Warriors Most Pts. Scored..... 151, 11/9/61
 Warriors Fewest Pts. Scored..... 61, 11/1/53

GOLDEN STATE WARRIORS

76ERS 2018-19 SEASON SERIES STATISTICS VS. WARRIORS

PLAYER	G	GS	MIN	-FIELD GOALS-			-3-POINT FG-			-FREE THROWS-			--REBOUNDS--			PF	DQ	STL	TO	BLK	PTS	AVG	
				FG	FGA	PCT	FG	FGA	PCT	FT	FTA	PCT	OFF	DEF	TOT								AST
Embiid	1	1	34	8	24	.333	0	5	.000	10	12	.833	6	14	20	5	4	0	2	8	0	26	26.0
B. Simmons	2	2	79	20	28	.714	0	0	---	11	15	.733	7	16	23	17	6	0	6	13	1	51	25.5
Harris (TOT)	4	4	160	33	77	.429	14	31	.452	17	19	.895	2	33	35	12	13	0	2	12	0	97	24.3
Harris (PHI)	1	1	44	7	20	.350	3	11	.273	3	3	1.000	1	8	9	3	4	0	0	4	0	20	20.0
Butler (TOT)	3	3	109	18	51	.353	2	10	.200	11	14	.786	8	13	21	13	8	0	3	4	1	49	16.3
Butler (PHI)	2	2	74	8	28	.286	2	10	.200	10	12	.833	6	12	18	8	5	0	3	4	1	28	14.0
Ennis (TOT)	2	1	41	8	13	.615	2	7	.286	4	9	.444	4	3	7	3	5	0	1	0	0	22	11.0
Redick	2	2	63	7	21	.333	4	13	.308	3	3	1.000	1	4	5	4	3	0	0	4	0	21	10.5
Bolden	2	1	36	7	10	.700	5	7	.714	1	1	1.000	2	6	8	3	6	0	2	1	4	20	10.0
Shamet	1	0	16	3	4	.750	3	4	.750	1	1	1.000	0	0	0	0	0	0	0	0	1	10	10.0
Scott (TOT)	4	0	76	13	26	.500	8	15	.533	2	2	1.000	3	18	21	0	7	0	3	1	0	36	9.0
Scott (PHI)	1	0	32	7	15	.467	6	9	.667	2	2	1.000	2	4	0	4	0	1	1	0	0	22	22.0
Chandler	1	1	21	3	6	.500	2	5	.400	0	0	---	1	1	2	3	2	0	1	2	0	8	8.0
McConnell	2	0	35	6	9	.667	0	0	---	2	2	1.000	0	1	1	5	1	1	2	0	14	7.0	
Muscala	1	0	21	2	4	.500	1	2	.500	0	0	---	1	2	3	2	4	0	0	0	1	5	5.0
Brewer	1	0	19	2	5	.400	0	2	.000	0	0	---	0	0	0	0	1	0	0	0	4	4.0	
J. Simmons	2	1	44	2	7	.286	2	3	.667	1	4	.250	0	3	3	7	7	0	1	1	0	7	3.5
J. Simmons (PHI)	1	0	16	0	1	.000	0	0	---	1	2	.500	0	2	2	3	4	0	0	1	0	1	1.0
Marjanovic (TOT)	1	0	3	0	0	---	0	0	---	0	0	---	0	0	0	0	2	0	2	0	0	0	0.0
76ERS	2	-	480	80	175	.457	26	68	.382	44	53	.830	27	68	95	56	44	0	17	40	8	230	115.0
WARRIORS	2	-	480	82	169	.485	25	71	.352	35	50	.700	13	63	76	53	41	0	27	29	14	224	112.0

WARRIORS 2018-19 SEASON SERIES STATISTICS VS. 76ERS

PLAYER	G	GS	MIN	-FIELD GOALS-			-3-POINT FG-			-FREE THROWS-			--REBOUNDS--			PF	DQ	STL	TO	BLK	PTS	AVG	
				FG	FGA	PCT	FG	FGA	PCT	FT	FTA	PCT	OFF	DEF	TOT								AST
Curry	2	2	74	24	50	.480	15	33	.455	6	7	.857	2	6	8	8	5	0	5	8	0	69	34.5
Durant	2	2	75	22	48	.458	3	15	.200	12	16	.750	2	7	9	9	3	0	2	5	0	59	29.5
Cousins	2	2	54	12	25	.480	1	4	.250	7	12	.583	3	11	14	6	6	0	5	4	2	32	16.0
Looney	1	0	23	6	8	.750	0	1	.000	2	4	.500	2	3	5	0	2	0	2	0	2	14	14.0
Lee	1	0	26	4	6	.667	4	5	.800	0	0	---	1	1	2	0	3	0	2	0	0	12	12.0
McKinnie	2	2	34	5	5	1.000	0	0	---	1	2	.500	1	4	5	1	3	0	0	0	0	11	5.5
Green	2	2	70	3	10	.300	0	4	.000	4	4	1.000	1	16	17	20	8	0	7	5	3	10	5.0
Bell	1	0	16	1	1	1.000	0	0	---	1	2	.500	0	3	3	1	3	0	0	0	2	3	3.0
Iguodala	2	0	53	2	5	.400	1	4	.250	1	2	.500	0	8	8	2	0	3	3	3	6	3.0	
Livingston	2	0	31	2	4	.500	0	0	---	1	1	1.000	1	2	3	0	4	0	1	3	2	5	2.5
Cook	2	0	21	1	6	.167	1	5	.200	0	0	---	0	2	2	0	2	0	0	0	0	3	1.5
Jerabko	1	0	4	0	1	.000	0	0	---	0	0	---	0	0	0	0	0	0	0	0	0	0	0.0
WARRIORS	2	-	480	82	169	.485	25	71	.352	35	50	.700	13	63	76	53	41	0	27	29	14	224	112.0
76ERS	2	-	480	80	175	.457	26	68	.382	44	53	.830	27	68	95	56	44	0	17	40	8	230	115.0

OPPONENTS

HOUSTON ROCKETS



GENERAL INFORMATION



Mike D'Antoni

Franchise Timeline (Established).....	San Diego Rockets (1967-68); Houston Rockets (1971-72)
Address.....	1510 Polk Street; Houston, TX 77002
Governor.....	Tilman J. Fertitta
Chief Executive Officer.....	Tad Brown
General Manager.....	Daryl Morey
Head Coach.....	Mike D'Antoni
Assistant Coaches.....	Elston Turner, Brett Gunning, Matt Brase
Senior Vice President of Basketball Operations.....	Keith Jones
Head Athletic Trainer.....	Dr. Jason Biles
Media Relations.....	Tracey Hughes, Sean McCloskey, Tomorrow Huff
Home Court.....	Toyota Center (18,055)

BROADCAST INFORMATION

Radio.....	SportsTalk 790 (KBME 790 AM, KTRH 740 AM), Craig Ackerman, Matt Thomas
Spanish Radio.....	La Ranchera (KEYH 850 AM, KNTE 101.7 FM), Adrian Chavarria
Cable TV.....	AT&T SportsNet, Bill Worrell, Matt Bullard, Clyde Drexler, Craig Ackerman

2019-20 SCHEDULE

1/3/20.....	@ HOU
3/31/20.....	@ PHI

ALL-TIME SERIES RESULTS

Overall.....	70-73
Home.....	41-26
Away.....	26-44

PLAYOFFS

Overall:.....	4-2
Home:.....	2-1
Away:.....	2-1

ALL-TIME SERIES INFORMATION

76ers Largest Margin of Victory.....	31, 3/5/68
76ers Most Pts. Scored.....	159, 1/25/70
76ers Fewest Pts. Scored.....	66, 11/17/03

Rockets Largest Margin of Victory.....	50, 3/18/07
Rockets Most Pts. Scored.....	149, 2/16/93
Rockets Fewest Pts. Scored.....	73, 12/8/99



HOUSTON ROCKETS

76ERS 2018-19 SEASON SERIES STATISTICS VS. ROCKETS

PLAYER	G	GS	-FIELD GOALS-			-3-POINT FG-			-FREE THROWS-			-REBOUNDS-			PF	DQ	STL	TO	BLK	PTS	AVG		
			FG	FGA	PCT	FG	FGA	PCT	FT	FTA	PCT	OFF	DEF	TOT								AST	
Embiid	1	1	27	9	16	.563	0	1	.000	14	17	.824	3	11	14	2	3	0	2	2	32	32.0	
Harris (TOT)	3	3	95	24	44	.545	6	12	.500	6	6	1.000	2	20	22	2	2	0	0	4	1	60	20.0
Harris (PHI)	1	1	34	10	15	.667	2	4	.500	0	0	---	1	8	9	0	1	0	0	0	0	22	22.0
Butler (TOT)	1	1	34	8	18	.444	0	2	.000	3	4	.750	7	2	9	3	0	0	0	3	2	19	19.0
Butler (PHI)	1	1	34	8	18	.444	0	2	.000	3	4	.750	7	2	9	3	0	0	0	3	2	19	19.0
Shamet	1	0	20	7	13	.538	3	6	.500	1	1	1.000	0	1	1	0	3	0	0	1	0	18	18.0
McConnell	2	0	45	11	22	.500	0	---	3	4	.750	0	4	4	4	3	0	2	3	1	25	12.5	
B. Simmons	2	2	61	9	27	.333	0	---	6	7	.857	4	11	15	16	6	0	3	9	3	24	12.0	
Brewer	1	1	33	5	10	.500	0	1	.000	1	2	.500	0	3	3	1	3	0	2	3	2	11	11.0
Redick	2	2	56	6	21	.286	2	14	.143	5	5	1.000	1	5	6	2	0	0	4	1	19	9.5	
Chandler	1	1	27	4	4	1.000	1	1	1.000	0	0	---	1	13	14	3	1	0	0	1	0	9	9.0
Ennis (TOT)	1	0	14	1	5	.200	0	2	.000	4	4	1.000	3	4	7	0	2	0	0	1	0	6	6.0
Ennis (PHI)	1	0	14	1	5	.200	0	2	.000	4	4	1.000	3	4	7	0	2	0	0	1	0	6	6.0
Korkmaz	1	0	11	2	4	.500	2	4	.500	0	0	---	0	1	1	1	1	0	0	1	0	6	6.0
Scott (TOT)	3	0	53	5	15	.333	1	8	.125	3	4	.750	2	8	10	2	7	0	2	0	0	14	4.7
Scott (PHI)	1	0	23	1	7	.143	0	5	.000	3	4	.750	1	5	6	0	3	0	0	0	0	5	5.0
A. Johnson	2	1	22	3	9	.333	1	3	.333	1	2	.500	5	3	8	2	6	0	1	4	0	8	4.0
Patton (TOT)	1	0	10	2	3	.667	0	---	0	0	---	0	1	1	0	3	0	2	0	0	4	4.0	
Patton (PHI)	1	0	10	2	3	.667	0	---	0	0	---	0	1	1	0	3	0	2	0	0	4	4.0	
Marjanovic (TOT)	2	0	9	3	4	.750	0	---	1	2	.500	1	3	4	0	0	0	0	1	0	7	3.5	
Muscala	1	0	24	0	3	.000	0	3	.000	2	2	1.000	1	4	5	1	1	0	0	0	1	2	2.0
J. Simmons (TOT)	2	0	22	1	7	.143	0	1	.000	1	2	.500	1	4	5	2	1	0	0	2	0	3	1.5
J. Simmons (PHI)	1	0	5	0	2	.000	0	---	1	2	.500	0	0	0	1	0	0	0	0	0	1	1.0	
Bolden	2	0	34	0	4	.000	0	3	.000	1	2	.500	5	6	11	5	3	0	2	5	1	0.5	
76ERS	2	-	480	78	183	.426	11	49	.224	45	56	.804	32	82	114	41	39	0	18	31	18	212	106.0
ROCKETS	2	-	480	73	171	.427	24	83	.289	30	41	.732	13	68	81	36	43	0	22	29	6	200	100.0

ROCKETS 2018-19 SEASON SERIES STATISTICS VS. 76ERS

PLAYER	G	GS	-FIELD GOALS-			-3-POINT FG-			-FREE THROWS-			-REBOUNDS-			PF	DQ	STL	TO	BLK	PTS	AVG		
			FG	FGA	PCT	FG	FGA	PCT	FT	FTA	PCT	OFF	DEF	TOT								AST	
Harden	2	2	63	23	48	.479	9	24	.375	13	15	.867	2	14	16	10	7	0	3	11	2	68	34.0
Capela	1	1	29	8	12	.667	0	0	---	2	5	.400	2	7	9	0	0	0	4	2	0	18	18.0
Green	2	0	55	11	26	.423	4	16	.250	6	6	1.000	1	3	4	2	3	0	1	2	0	32	16.0
Gordon	2	2	56	8	23	.348	7	16	.438	2	3	.667	0	5	5	2	0	0	2	0	0	25	12.5
Rivers (TOT)	3	1	84	10	24	.417	3	12	.250	0	4	.000	0	5	5	6	10	0	2	2	1	23	7.7
Rivers (HOU)	2	1	55	4	14	.286	0	6	.000	0	2	.000	0	3	3	5	8	0	1	1	0	8	4.0
Faried (TOT)	2	0	26	6	8	.750	1	2	.500	2	4	.500	2	8	10	0	4	0	0	2	0	15	7.5
Faried (HOU)	1	0	23	5	7	.714	1	2	.500	2	4	.500	0	6	6	0	4	0	0	2	0	13	13.0
Ennis	1	0	31	2	7	.286	0	1	.000	3	3	1.000	1	3	4	2	3	0	4	1	0	7	7.0
Shumpert (TOT)	2	1	48	3	11	.273	2	7	.286	1	1	1.000	0	7	7	3	4	0	0	4	1	9	4.5
Shumpert (HOU)	2	0	18	1	4	.250	1	3	.333	0	0	---	0	3	3	0	4	0	0	2	0	3	3.0
Chris	1	0	8	1	3	.333	0	1	.000	2	2	1.000	1	2	3	1	1	0	0	1	1	4	4.0
Hilario	2	1	18	4	5	.800	0	---	0	0	---	2	5	7	0	3	0	0	0	0	0	8	4.0
Paul	1	1	28	2	8	.250	0	3	.000	0	0	---	0	3	3	8	2	0	2	3	0	4	4.0
Tucker	2	2	59	2	6	.333	1	4	.250	0	0	---	3	6	9	2	4	0	7	1	1	5	2.5
Jones	1	0	4	1	3	.333	0	2	.000	0	1	.000	0	4	4	0	1	0	0	1	0	2	2.0
Clark	0	0	21	1	3	.333	1	3	.333	0	0	---	1	3	4	1	1	0	0	0	2	3	1.5
Edwards	1	0	12	0	2	.000	0	2	.000	0	0	---	0	1	1	0	0	0	0	0	0	0	0.0
ROCKETS	2	-	480	73	171	.427	24	83	.289	30	41	.732	13	68	81	36	43	0	22	29	6	200	100.0
76ERS	2	-	480	78	183	.426	11	49	.224	45	56	.804	32	82	114	41	39	0	18	31	18	212	106.0

HOUSTON ROCKETS

ALL-TIME MEETINGS

DATE	PHI	OPP	DATE	PHI	OPP	DATE	PHI	OPP	DATE	PHI	OPP
11/7/67	A	W 130 105	11/1/72	H	L 104 108	10/28/78	A	W 101 99	12/12/90	H	L 100 108
11/8/67	A	W 129 114	11/11/72	N	W 114 112	12/15/78	H	W 91 84	3/9/91	A	L 80 97
11/23/67	H	W 128 117	12/22/72	A	L 103 116	3/21/79	A	W 114 108	1/8/92	H	W 114 104
2/7/68	N	W 125 103	2/6/73	N	L 117 123	4/4/79	H	W 121 120	2/20/92	A	L 101 110
2/16/68	A	W 124 108	2/23/73	H	L 116 138	10/13/79	A	L 94 97	2/10/93	H	L 90 98
2/18/68	A	L 106 111	3/23/73	H	L 112 132	11/23/79	H	W 113 102	2/16/93	A	L 111 149
3/5/68	H	W 134 103	10/10/73	H	L 88 104	12/21/79	H	W 117 106	11/15/93	H	L 84 88
11/24/68	A	L 128 135*	10/16/73	A	W 106 101	12/29/79	A	L 100 104	1/8/94	A	L 93 100
12/4/68	H	W 110 99	11/13/73	A	L 83 97	1/31/80	A	W 110 105	3/14/95	H	L 107 136
12/10/68	N	L 120 132	12/1/73	H	W 108 106*	11/26/80	A	W 101 100	3/19/95	A	L 103 114
12/20/68	A	W 116 109	1/2/74	H	L 99 101	1/9/81	H	W 107 94	11/22/95	H	L 106 115
1/17/69	H	W 129 124	2/20/74	A	L 98 115	11/21/81	H	W 135 106	2/29/96	A	L 95 109
2/18/69	A	W 125 113	10/25/74	A	L 86 110	1/28/82	A	L 101 109	12/7/96	A	L 108 123
11/19/69	H	L 116 125	12/11/74	H	W 103 96	12/28/82	A	W 104 93	1/10/97	H	L 99 120
1/25/70	H	W 159 131	2/2/75	H	W 90 77	2/18/83	H	W 127 98	11/12/97	A	W 114 100
2/6/70	A	W 129 124	2/21/75	A	L 85 103	11/25/83	A	W 115 101	1/31/98	H	L 86 102
2/27/70	H	W 125 111	11/29/75	A	L 98 99	2/8/84	H	W 118 107	12/8/99	H	W 83 73
3/9/70	N	W 131 112	1/27/76	A	L 116 127	1/11/85	H	W 115 108	2/3/00	A	L 106 109
3/15/70	A	L 128 137	2/13/76	H	W 134 109	3/3/85	A	L 90 99	1/24/01	A	W 85 84*
10/16/70	H	W 127 119	3/27/76	A	L 95 109	12/18/85	H	W 126 108	2/7/01	H	L 87 112
10/24/70	A	L 111 116	4/5/76	H	W 130 129*	1/4/86	A	L 100 115	11/8/01	A	L 72 77
12/15/70	H	W 122 98	10/27/76	A	W 116 94	11/23/86	H	W 114 104	1/15/02	H	W 112 106*
1/17/71	A	W 106 105	12/29/76	A	L 91 93	3/1/87	A	W 102 97	12/27/02	A	L 72 97
3/2/71	H	L 103 111	1/12/77	H	W 102 97	2/22/88	A	L 106 119	4/4/03	H	L 79 88*
10/14/71	A	W 105 94	3/18/77	H	W 124 104	3/28/88	H	W 108 98	11/17/03	H	L 66 74
11/17/71	H	L 112 118	11/22/77	H	W 105 99	1/7/89	A	W 96 95	12/4/04	A	L 76 77
11/24/71	A	L 108 109	12/3/77	A	L 116 120*	4/2/89	H	W 108 99	12/31/03	A	L 72 80
2/14/72	H	L 116 130	1/10/78	H	W 95 80	1/6/90	A	L 119 124*	2/2/05	H	L 95 118
3/12/72	A	L 112 121	4/1/78	A	L 112 116	4/3/90	H	W 133 112	2/6/06	H	L 81 87

* overtime

**double-overtime



INDIANA PACERS



GENERAL INFORMATION



Nate McMillan

Franchise Timeline (Established).....	Indiana Pacers (1976-77)
Address.....	125 S. Pennsylvania Street, Indianapolis, IN 46204
Chairman, CEO and NBA Governor.....	Herbert Simon
Vice Chairman and NBA Alternate Governor.....	Stephen Simon
Vice Chairman.....	Jim Morris
President of Basketball Operations.....	Kevin Pritchard
President/Chief Operating Officer.....	Rick Fuson
Executive Vice President/Chief Financial Officer.....	Kevin Bower
Advisor to the President of Basketball Operations.....	Larry Bird
Consultant/Basketball Operations.....	Donnie Walsh
Senior Vice President of Basketball Operations.....	Peter Dinwiddie
Assistant General Manager.....	Kelly Karuskopf
General Manager.....	Chad Buchanan
Head Coach.....	Nate McMillan
Assistant Coaches.....	Bill Bayno, Dan Burke, Popeye Jones
Head Video Coordinator/Assistant Coach.....	Tim Dather
Vice President of Basketball Administration.....	Sonya Clutinger
Vice President of Player Relations.....	Karen Atkeson
Vice President of Player Personnel.....	Ryan Carr
Senior Director of Medical Operations/Head Athletic Trainer.....	Josh Corbeil
Media Relations.....	David Benner, Krissy Myers, Wes Kaminski
Home Court.....	Bankers Life Fieldhouse (17,923)

BROADCAST INFORMATION

Radio.....	1070 The Fan: Mark Boyle, Eddie Gill
Television.....	FOX Sports Indiana: Chris Denari, Quinn Buckner, Jeremiah Johnson

2019-20 SCHEDULE

11/30/19.....	@ PHI
12/31/19.....	@ IND
1/13/20.....	@ IND
3/14/20.....	@ PHI

ALL-TIME SERIES RESULTS

Overall.....	100-79
Home.....	54-36
Away.....	46-43

PLAYOFFS

Overall.....	7-9
Home.....	3-5
Away.....	4-4

ALL-TIME SERIES INFORMATION

76ers Largest Margin of Victory.....	27, 11/13/80
76ers Most Pts. Scored.....	134, 11/7/84
76ers Fewest Pts. Scored.....	69, 2/6/13

Pacers Largest Margin of Victory.....	45, 4/22/94
Pacers Most Pts. Scored.....	136, 4/6/79
Pacers Fewest Pts. Scored.....	75, 11/3/10

LOS ANGELES CLIPPERS



GENERAL INFORMATION



Glenn "Doc" Rivers

Franchise Timeline (Established)..... Buffalo Braves (1970-71), San Diego Clippers (1978-79),
 Los Angeles Clippers (1984-85)
 Address.....6951 S. Centinela Ave. Playa Vista, CA 90094
 Governor..... Steve Ballmer
 President of Basketball Operations..... Lawrence Frank
 Head Coach..... Glenn "Doc" Rivers
 General Manager..... Michael Winger
 Assistant General Managers..... Trent Redden, Mark Hughes
 Assistant Coaches Tyronn Lue, Rex Kalamian, Sam Cassell, Brendan O'Connor, Armond Hill,
 Casey Hill, John Welch, Jeremy Castleberry
 Assistant Player Skills Coach J.P. Clark
 Executive Director, Performance, Health & Wellness..... John Meyer
 Assistant Coach/Vice President of Player Performance Todd Wright
 Director of Medical Services & Head Athletic Trainer Jasen Powell
 Director of Rehabilitation Maggie Bryant
 Communications Chris Wallace, Dennis Rogers, Curtis Jackson, Colette Garcia
 Home Court.....STAPLES Center (19,060)

BROADCAST INFORMATION

Television.....Prime Ticket: Brian Sieman
 Radio.....AM 570 (LA Sports): Noah Eagle
 Spanish Radio.....ESPN Deportes (1330 AM): Armando Garcia

2019-20 SCHEDULE

2/11/20..... @ PHI
 3/1/20.....@ LAC

ALL-TIME SERIES RESULTS

Overall..... 72-58
 Home.....45-19
 Away..... 26-37

PLAYOFFS

Overall.....1-2
 Home.....0-2
 Away..... 1-0
 Neutral.....1-2

OPPONENTS

ALL-TIME SERIES INFORMATION

76ers Largest Margin of Victory.....31, 3/29/78
 76ers Most Pts. Scored..... 149, 3/29/78
 76ers Fewest Pts. Scored.....72, 3/20/13

Clippers Largest Margin of Victory.....45, 2/9/14
 Clippers Most Pts. Scored..... 130, 2x last 1/2/16
 Clippers Fewest Pts. Scored.....75, 12/31/02

LOS ANGELES LAKERS



GENERAL INFORMATION



Frank Vogel

Franchise Timeline (Established).....Minneapolis Lakers (1948-49), Los Angeles Lakers (1960-61)
 Address.....2275 E. Maripose Ave, El Segundo, CA 90245
 Governor.....Jeanie Buss
 General Manager.....Rob Pelinka
 Head Coach.....Frank Vogel
 Assistant Coaches.....Lionel Hollins, Jason Kidd, Phil Handy, Miles Simon, Mike Penberthy,
Quinton Crawford
 Head Athletic Trainer.....Nina Hsieh
 Public Relations.....Alison Bogli, Ta’Nisha Cooper, Will Patterson, T.C. Greene, Matt Fleer
 Home Court.....STAPLES Center (18,997)

BROADCAST INFORMATION

Radio.....ESPNLA Radio (710 AM): John Ireland, Mychal Thompson
 Spanish Radio.....ESPN Deportes (1330 AM): Fernando Gonzalez, Pepe Mantilla, Francisco Pinto
 Television.....Spectrum SportsNet: Bill MacDonald, Stu Lantz

2019-20 SCHEDULE

1/25/20 @ PHI
 3/3/20 @ LAL

ALL-TIME SERIES RESULTS

Overall.....136-145
 Home.....79-48
 Away.....42-81

PLAYOFFS

Overall:.....14-20
 Home:.....8-9
 Away:.....6-11
 Neutral:.....15-16

ALL-TIME SERIES INFORMATION

76ers Largest Margin of Victory.....31, 11/4/51
 76ers Most Pts. Scored.....158, 3/18/68
 76ers Fewest Pts. Scored.....65, 11/5/53

Lakers Largest Margin of Victory.....40, 2x last 11/19/72
 Lakers Most Pts. Scored.....154, 12/19/71
 Lakers Fewest Pts. Scored.....65, 1/29/53

OPPONENTS



LOS ANGELES LAKERS

76ERS 2018-19 SEASON SERIES STATISTICS VS. LAKERS

PLAYER	G	GS	MIN	-FIELD GOALS-			-3-POINT FG-			FG--			-FREE THROWS-			--REBOUNDS--			PF	DQ	STL	TO	BLK	PTS	AVG
				FG	FGA	PCT	FG	FGA	PCT	FT	FTA	PCT	OFF	DEF	TOT	AST									
Embiid	2	2	63	19	32	.594	4	9	.444	23	27	.852	1	24	25	9	5	0	1	9	1	65	32.5		
Butler (TOT)	4	4	139	34	57	.596	13	19	.684	10	11	.909	8	12	20	18	3	0	9	1	4	91	22.8		
Butler (PHI)	2	2	59	13	19	.684	2	4	.500	7	8	.875	5	4	9	0	0	5	1	1	35	17.5			
Muscala	1	0	24	6	13	.462	3	6	.500	2	2	1.000	3	4	7	0	4	0	0	0	1	17	17.0		
Redick	2	2	57	13	24	.542	6	12	.500	2	2	1.000	0	2	2	7	4	0	3	1	0	34	17.0		
Harris (TOT)	3	3	105	17	36	.472	4	10	.400	8	11	.727	3	21	24	15	10	0	1	2	2	46	15.3		
Harris (PHI)	1	1	29	9	14	.643	3	5	.600	1	2	.500	1	5	6	3	0	0	1	1	2	22	22.0		
B. Simmons	2	2	66	12	31	.387	0	1	.000	3	3	1.000	3	8	11	13	4	0	4	4	2	27	13.5		
Chandler	1	1	28	3	7	.429	3	7	.429	0	0	---	1	3	4	3	1	0	2	2	1	9	9.0		
McConnell	2	0	38	8	13	.615	1	3	.333	0	1	.000	1	3	4	9	1	0	5	0	1	17	8.5		
Marjanovic (TOT)	3	1	40	10	14	.714	0	0	---	5	5	1.000	3	7	10	3	4	0	0	3	3	25	8.3		
Marjanovic (PHI)	1	0	13	5	6	.833	0	0	---	0	0	---	1	0	1	0	0	0	0	1	1	10	10.0		
J. Simmons (TOT)	3	0	54	10	22	.455	0	4	.000	5	6	.833	1	9	10	12	4	0	0	1	1	25	8.3		
J. Simmons (PHI)	1	0	3	1	1	1.000	0	0	---	1	1	1.000	0	1	1	2	0	0	0	0	0	3	3.0		
Ennis (TOT)	3	2	67	8	21	.381	6	13	.462	2	2	1.000	4	6	10	3	12	0	2	2	1	24	8.0		
Ennis (PHI)	1	0	17	0	5	.000	0	2	.000	0	0	---	0	2	2	0	4	0	0	0	0	0	0.0		
Shamet	1	0	19	2	5	.400	2	4	.500	0	0	---	0	3	3	2	1	0	0	0	0	6	6.0		
Korkmaz	2	0	18	4	6	.667	2	2	1.000	0	0	---	2	4	6	2	0	0	1	1	0	10	5.0		
Scott (TOT)	3	0	47	5	19	.263	3	9	.333	0	1	.000	1	7	8	4	8	0	2	0	0	13	4.3		
Scott (PHI)	1	0	21	3	8	.375	1	3	.333	0	1	.000	1	2	1	3	0	2	0	0	7	7.0			
Brewer	1	0	23	0	6	.000	0	2	.000	2	3	.667	0	3	3	2	0	2	0	0	0	2	2.0		
76ERS	2	-	480	98	190	.516	27	60	.450	41	50	.820	19	67	86	66	32	0	25	20	9	264	132.0		
LAKERS	2	-	480	91	185	.492	17	50	.340	26	35	.743	23	69	92	57	41	0	10	37	8	225	112.5		

LAKERS 2018-19 SEASON SERIES STATISTICS VS. 76ERS

PLAYER	G	GS	MIN	-FIELD GOALS-			-3-POINT FG-			FG--			-FREE THROWS-			--REBOUNDS--			PF	DQ	STL	TO	BLK	PTS	AVG
				FG	FGA	PCT	FG	FGA	PCT	FT	FTA	PCT	OFF	DEF	TOT	AST									
Kuzma	1	1	32	14	21	.667	5	8	.625	6	7	.857	1	2	3	1	1	0	0	1	0	39	39.0		
Ingram	2	2	73	22	31	.710	0	0	---	11	12	.917	2	7	9	9	4	0	0	6	0	55	27.5		
McGee	2	1	53	17	27	.630	0	0	---	4	6	.667	10	17	27	2	8	0	2	3	3	38	19.0		
James	1	1	33	8	16	.500	2	6	.333	0	0	---	0	10	10	9	3	0	4	0	4	18	18.0		
Bullock (TOT)	2	2	72	7	19	.368	2	9	.222	3	3	1.000	1	2	3	6	1	0	2	1	0	2	19	9.5	
Bullock (LAL)	1	1	31	1	5	.200	2	.000	0	0	---	0	1	1	3	1	0	1	0	2	2	2	2.0		
Caldwell-Pope	2	1	53	8	15	.533	2	7	.286	0	0	---	0	5	5	3	2	0	2	1	1	18	9.0		
Hart	1	0	35	4	10	.400	1	5	.200	0	2	.000	2	3	5	1	4	0	0	2	2	9	9.0		
Muscala (TOT)	1	0	13	3	7	.429	2	5	.400	0	0	---	0	1	1	2	1	0	0	0	0	8	8.0		
Muscala (LAL)	1	0	13	3	7	.429	2	5	.400	0	0	---	0	1	1	2	1	0	0	0	0	8	8.0		
Mykhailiuk	1	0	28	3	12	.250	1	7	.143	0	0	---	1	4	5	2	2	0	2	1	0	7	7.0		
Zubac	1	1	17	2	5	.400	0	0	---	3	4	.750	2	0	2	3	3	0	0	0	0	2	7.0		
Stephenson	2	0	28	4	16	.250	2	8	.250	2	2	1.000	2	3	5	2	3	0	1	7	0	12	6.0		
Beasley	1	1	10	2	6	.333	0	0	---	0	0	---	2	3	5	0	1	0	1	1	0	4	4.0		
Rondo	2	1	52	2	11	.182	1	1	1.000	0	0	---	0	10	10	18	4	0	1	7	0	5	2.5		
Wagner	2	0	5	1	2	.500	1	1	1.000	0	0	---	0	0	0	2	0	0	0	1	0	3	1.5		
Caruso	1	0	1	0	1	.000	0	0	---	0	0	---	0	0	0	0	0	0	0	0	0	0	0.0		
Chandler (TOT)	2	0	17	0	0	.000	0	0	---	0	2	.000	1	3	4	0	0	0	1	0	0	0	0.0		
Chandler (LAL)	2	0	17	0	0	.000	0	0	---	0	2	.000	1	3	4	0	0	0	1	0	0	0	0.0		
LAKERS	2	-	480	91	185	.492	17	50	.340	26	35	.743	23	69	92	57	41	0	10	37	8	225	112.5		
76ERS	2	-	480	98	190	.516	27	60	.450	41	50	.820	19	67	86	66	32	0	25	20	9	264	132.0		



MEMPHIS GRIZZLIES



GENERAL INFORMATION



Taylor Jenkins

Franchise Timeline (Established).....	Vancouver Grizzlies (1995-96), Memphis Grizzlies (2001-02)
Address.....	191 Beale Street; Memphis, TN 38103
Controlling Governor and Chairman	Robert J. Pera
Team President.....	Jason Wexler
Executive Vice President of Basketball Operations.....	Zachary Z. Kleiman
Vice President of Basketball Affairs.....	Tayshaun Prince
Vice President of Basketball Strategy.....	Rich Cho
Vice President of Team Operations and Player Programs	Chantal Hassard
Director of Player Personnel.....	Chris Makris
Senior Advisor.....	Glen Grunwald
Head Coach.....	Taylor Jenkins
Assistant Coaches	Niele Ivey, Brad Jones, David McClure, James "Scoonie" Penn, Vitaly Potapenko, Neven Spahija
Director of Sports Medicine	Eric Oetter
Director of Performance.....	Christopher Chase
Director of Rehabilitation.....	Michael Roncarati
Vice President of Communications and Basketball Information Strategy.....	Laura Ehret
Communications	Jason Wallace, Ross Wooden, Maggie Yang, Geoff Langham
Home Court.....	FedExForum (17,794)

BROADCAST INFORMATION

Radio.....	ESPN (92.9 FM/680 AM): Eric Hasseltine, Hank McDowell, Elliot Perry, Michael Wallace
Television.....	Fox Sports Southeast: Pete Pranica, Brevin Knight, Rob Fischer, Chris Vernon

2019-20 SCHEDULE

2/7/20.....	@ PHI
4/13/20	@ MEM

ALL-TIME SERIES RESULTS

Overall	23-23
Home	12-10
Away	11-13

PLAYOFFS

ALL-TIME SERIES INFORMATION

76ers Largest Margin of Victory.....	19, 4/10/10
76ers Most Pts. Scored.....	120, 4/10/10
76ers Fewest Pts. Scored.....	76, 2/21/12

Grizzlies Largest Margin of Victory.....	26, 3/15/14
Grizzlies Most Pts. Scored.....	120, 12/13/14
Grizzlies Fewest Pts. Scored.....	79, 12/9/00

MEMPHIS GRIZZLIES

76ERS 2018-19 SEASON SERIES STATISTICS VS. GRIZZLIES

PLAYER	G	GS	-FIELD GOALS-			-3-POINT FG-			-FREE THROWS-			-REBOUNDS-			AST	PF	DQ	STL	TO	BLK	PTS	AVG	
			FG	FGA	PCT	FG	FGA	PCT	FT	FTA	PCT	OFF	DEF	TOT									
Redick	2	2	65	17	29	.586	6	12	.500	4	4	1.000	0	3	3	1	7	0	0	3	0	44	22.0
Butler (TOT)	1	1	33	7	17	.412	0	4	.000	7	8	.875	0	3	3	2	3	0	0	3	1	21	21.0
Butler (PHI)	1	1	33	7	17	.412	0	4	.000	7	8	.875	0	3	3	2	3	0	0	3	1	21	21.0
Simmons	2	2	76	17	25	.680	0	0	---	3	8	.375	4	22	26	11	5	0	2	9	1	37	18.5
Embiid	2	2	77	8	28	.286	0	8	.000	13	18	.722	2	28	30	8	8	0	2	10	2	29	14.5
Fultz	1	1	25	7	9	.778	0	0	---	0	1	.000	1	1	2	1	2	0	1	1	2	14	14.0
McConnell	2	0	66	10	12	.833	0	0	---	2	2	1.000	0	6	6	10	3	0	1	4	1	22	11.0
Korkmaz	2	0	38	6	12	.500	5	10	.500	1	2	.500	1	4	5	4	1	0	4	2	0	18	9.0
Muscala	1	1	28	2	4	.500	2	3	.667	2	2	1.000	1	6	7	5	0	0	0	0	0	8	8.0
Shamet	2	1	60	3	17	.176	2	15	.133	1	1	1.000	1	1	2	5	4	0	2	5	0	9	4.5
A. Johnson	2	0	24	3	5	.600	1	1	1.000	0	0	---	1	4	5	2	7	0	0	2	1	7	3.5
Bolden	1	0	15	0	1	.000	0	0	---	0	0	---	0	3	3	0	0	0	3	0	0	0	0.0
76ERS	2	-	505	80	159	.503	16	53	.302	33	46	.717	11	81	92	49	40	0	15	39	8	209	104.5
GRIZZLIES	2	-	505	78	182	.429	22	58	.379	29	38	.763	18	62	80	35	42	0	16	26	10	207	103.5

GRIZZLIES 2018-19 SEASON SERIES STATISTICS VS. 76ERS

PLAYER	G	GS	-FIELD GOALS-			-3-POINT FG-			-FREE THROWS-			-REBOUNDS-			AST	PF	DQ	STL	TO	BLK	PTS	AVG	
			FG	FGA	PCT	FG	FGA	PCT	FT	FTA	PCT	OFF	DEF	TOT									
Conley	2	2	76	18	41	.439	7	16	.438	10	13	.769	0	6	6	11	4	0	3	2	2	53	26.5
Gasol	2	2	79	11	35	.314	5	10	.500	3	5	.600	6	10	16	9	7	0	3	5	2	30	15.0
Tempie	2	2	68	11	23	.478	6	12	.500	1	2	.500	0	6	6	1	4	0	2	1	0	29	14.5
Green	1	0	25	6	10	.600	2	4	.500	0	2	.000	2	5	7	0	4	0	4	3	0	14	14.0
Jackson	2	2	54	7	18	.389	1	6	.167	9	10	.900	1	3	4	1	7	0	1	2	4	24	12.0
M. Brooks	2	0	39	9	19	.474	0	3	.000	5	5	1.000	2	4	6	1	2	0	0	4	0	23	11.5
Mack	2	0	53	7	16	.438	0	4	.000	0	0	---	1	4	5	2	2	2	2	2	0	14	7.0
Anderson	2	2	61	6	10	.600	0	0	---	1	1	1.000	5	11	16	6	4	0	1	3	2	13	6.5
Selden	1	0	17	1	3	.333	1	2	.500	0	0	---	0	0	0	0	2	0	0	0	0	3	3.0
D. Brooks	1	0	9	1	4	.250	0	0	---	0	0	---	1	3	4	0	2	0	0	1	0	2	2.0
Rabb	2	0	9	1	1	1.000	0	0	---	0	0	---	0	2	2	1	4	0	0	1	0	2	1.0
Casspi	1	0	15	0	2	.000	0	1	.000	0	0	---	0	8	8	0	0	0	0	1	0	0	0.0
GRIZZLIES	2	-	505	78	182	.429	22	58	.379	29	38	.763	18	62	80	35	42	0	16	26	10	207	103.5
76ERS	2	-	505	80	159	.503	16	53	.302	33	46	.717	11	81	92	49	40	0	15	39	8	209	104.5

OPPONENTS

ALL-TIME MEETINGS

DATE	PHI	OPP	DATE	PHI	OPP	DATE	PHI	OPP	DATE	PHI	OPP	DATE	PHI	OPP		
1/5/96	A	L	102	103*	2/21/01	H	W	107	91	3/12/06	A	W	94	91		
1/29/96	H	W	103	92	12/2/01	H	L	87	93	1/17/07	A	L	102	118		
11/30/96	H	W	96	90	12/8/01	A	L	83	92	3/2/07	H	W	117	112*		
2/28/97	A	W	104	100	11/20/02	A	W	95	88	12/22/07	A	W	99	97		
1/1/98	A	W	115	104	2/26/03	H	W	111	107	2/13/08	H	W	102	88		
1/13/98	H	W	107	89	1/17/04	H	L	87	91	2/11/09	H	W	91	87		
3/24/99	A	W	95	90*	3/16/04	A	L	79	82	3/7/09	A	W	110	105		
12/27/99	A	W	100	93	12/3/04	A	L	86	94	11/20/09	H	L	97	102		
3/8/00	H	W	107	90	2/9/05	H	L	95	98	4/10/10	A	W	120	101		
12/9/00	A	W	83	79	1/20/06	H	W	89	86*	1/28/11	H	L	94	99		
												12/22/15	H	L	90	104

* overtime
**double-overtime



MIAMI HEAT



GENERAL INFORMATION



Erik Spoelstra

Franchise Timeline (Established)Miami Heat (1988-89)
Address601 Biscayne Boulevard; Miami, FL 33132
Managing General PartnerMicky Arison
Chief Executive OfficerNick Arison
PresidentPat Riley
Senior Vice President, Basketball Operations/General ManagerAndy Elisburg
Vice President, Player ProgramsAlonzo Mourning
Vice President, Basketball Development & AnalyticsShane Battier
Vice President, Basketball Operations/Assistant General ManagerAdam Simon
Head CoachErik Spoelstra
Assistant CoachesDan Craig, Malik Allen
Assistant Coach/Director of Player DevelopmentChris Quinn
Assistant Coach/Player DevelopmentOctavio de la Grana
Player Development CoachAnthony Carter
Shooting Coach/Player Development CoachRob Fodor
Head Athletic TrainerJay Sabol
Head Strength & Conditioning CoachEric Foran
Vice President, Sports Media RelationsTim Donovan
Senior Director of Sports Media RelationsRob Wilson
Director of Sports Media RelationsMichael Lissack
Sports Media Relations Senior ManagerNick Maiorana
Sports Media Relations/Basketball Operations AssistantMaddox Burnett
Home CourtAmericanAirlines Arena (19,600)

BROADCAST INFORMATION

Radio790 The Ticket (AM 790/FM 104.3 HD-2): Mike Inglis, Ruth Riley Hunter, Ron Rothstein
Spanish RadioWAQI (710 AM): José Pañeda, Joe Pujala
Cable TelevisionFOX Sports Sun: Eric Reid, John Crotty, Jason Jackson

2019-20 SCHEDULE

11/23/19 @PHI
12/18/19 @PHI
12/28/19 @MIA
2/3/20 @MIA

ALL-TIME SERIES RESULTS

Overall59-61
Home37-22
Away22-39

PLAYOFFS

Overall5-5
Home3-2
Away2-3

ALL-TIME SERIES INFORMATION

76ers Largest Margin of Victory31, 2/22/89
76ers Most Pts. Scored139, 2/22/89
76ers Fewest Pts. Scored57, 2/21/96

Heat Largest Margin of Victory37, 3/5/94
Heat Most Pts. Scored128, 11/20/92
Heat Fewest Pts. Scored66, 2/21/96



MIAMI HEAT

ALL-TIME MEETINGS

DATE	PHI	OPP	DATE	PHI	OPP	DATE	PHI	OPP	DATE	PHI	OPP	DATE	PHI	OPP
2/22/89	A	W 139	108	3/5/94	A	L 83	120	11/4/00	A	W 84	82	1/19/07	H	W 98 95*
3/31/89	H	W 114	93	11/16/94	H	W 109	96	11/17/00	H	W 94	73	3/24/07	A	W 93 85
11/8/89	A	W 115	91	12/7/94	A	W 111	102	2/28/01	H	W 79	69	12/26/07	H	W 96 85
11/22/89	A	W 113	103	12/13/94	H	W 105	90	4/10/01	A	L 81	83	2/7/08	H	W 101 84
12/6/89	H	W 121	98	4/4/95	A	L 92	95	11/13/01	A	W 82	76	2/23/08	A	W 101 96
1/19/90	A	W 102	95	4/21/95	H	W 113	106	2/27/02	H	W 82	72	11/5/08	A	L 83 106
3/21/90	H	W 118	97	2/1/96	A	L 104	124	3/19/02	A	W 91	79	2/7/09	H	W 94 84
12/14/90	H	W 95	92	2/21/96	H	L 57	66	3/20/02	H	L 77	82	2/21/09	A	L 91 97
12/21/90	A	W 126	102	2/25/96	A	L 101	108	11/27/02	H	W 83	74	3/15/09	H	W 85 77
2/22/91	A	W 103	96	4/17/96	H	W 90	86	1/25/03	A	W 97	91	2/16/10	H	L 78 105
3/15/91	H	W 105	103*	11/16/96	A	W 91	89	1/31/03	H	W 104	99	3/4/10	A	L 91 104
4/19/91	A	L 100	114	12/11/96	H	L 79	84	3/18/03	A	W 103	83	4/7/10	A	L 95 99
11/20/91	H	W 114	107	2/15/97	A	L 99	125	10/28/03	H	W 89	74	4/12/10	H	L 105 107
11/29/91	A	L 92	95	2/18/97	H	L 83	111	12/5/03	A	W 93	90	10/27/10	H	L 87 97
12/20/91	H	W 127	99	12/3/97	A	L 90	94	12/17/03	H	W 87	76	11/26/10	A	L 90 99
2/11/92	A	W 114	102	12/19/97	H	L 84	91	3/20/04	A	L 69	101	3/25/11	A	L 99 111
4/1/92	H	W 108	91	1/21/98	A	L 87	92	11/21/04	A	L 83	93	1/21/12	A	L 92 113
11/20/92	H	W 129	128***	2/4/98	H	L 84	98	1/24/05	H	W 106	98	2/3/12	H	L 79 99
1/20/93	A	W 115	112*	3/5/99	H	L 78	89	3/7/05	A	L 100	108	3/16/12	H	L 78 84
4/10/93	A	L 114	119	3/8/99	A	L 89	91	4/14/05	H	W 126	119*	4/3/12	A	L 93 99
4/21/93	H	W 107	97	4/1/99	A	W 88	84	11/18/05	A	L 96	106	2/23/13	H	L 90 114
12/18/93	A	L 90	113	11/17/99	H	L 93	98	12/16/05	H	L 105	112	3/8/13	A	L 93 102
12/22/93	H	L 90	98	12/1/99	A	L 83	90	4/14/06	A	L 85	104	3/13/13	H	L 94 98
2/5/94	A	W 96	94	3/16/00	A	L 77	92	11/5/06	H	W 107	98	4/6/13	A	L 87 106
2/25/94	H	L 84	115	4/10/00	H	W 96	80	11/27/06	A	L 91	103	10/30/13	H	W 114 110

* overtime
 **double-overtime
 ***triple-overtime

MILWAUKEE BUCKS



GENERAL INFORMATION



Mike Budenholzer

Franchise Timeline (Established).....	Milwaukee Bucks (1968-69)
Address.....	1111 N. Vel R. Phillips Ave., Milwaukee, WI 53203
Governors.....	Marc Lasry, Wes Edens, Jamie Dinan & Mike Fascitelli
General Manager.....	Jon Horst
Assistant General Manager.....	Milt Newton
Head Coach.....	Mike Budenholzer
Assistant Coaches.....	Darvin Ham, Charles Lee, Ben Sullivan, Chad Forcier, Patrick St. Andrews, Josh Longstaff, Vin Baker
Director of Performance.....	Dr. Troy Flanagan
Head Athletic Trainer.....	Scott Faust
Head of Strength and Conditioning.....	Suki Hobson
Senior Strength Coach.....	Michael Davie
Senior Physical Therapists.....	Andrew Small, Laura Tietjen
Physical Therapist.....	Brett Bousquet
Equipment Manager.....	Trevor Poulson
Chief Communications Officer.....	Barry Baum
Vice President of Communications.....	Dan Smyczek
Manager of Communications.....	Hilary Dickinson
Sr. Communications Coordinator.....	Eric Kohlbeck
Communications Coordinator.....	Grace Murray
Home Court.....	Fiserv Forum (17,341)

BROADCAST INFORMATION

Radio.....	WTMJ (620 AM/103.3 FM): Ted Davis, Dennis Krause (home games)
Television.....	FOX Sports Wisconsin: Jim Paschke, Marques Johnson, Steve Novak, Zora Stephenson

2019-20 SCHEDULE

12/25/19.....	@PHI
2/6/20.....	@MIL
2/22/20.....	@MIL
4/7/20.....	@PHI

ALL-TIME SERIES RESULTS

Overall.....	101-109
Home.....	54-49
Away.....	45-51
Neutral.....	2-2

PLAYOFFS

Overall.....	29-20
Home.....	17-7
Away.....	12-13

ALL-TIME SERIES INFORMATION

76ers Largest Margin of Victory.....	44, 11/16/68
76ers Most Pts. Scored.....	143, 3/3/69
76ers Fewest Pts. Scored.....	74, 3/12/11

Bucks Largest Margin of Victory.....	33, 4/15/87
Bucks Most Pts. Scored.....	142, 1/29/71
Bucks Fewest Pts. Scored.....	69, 1/30/08



MINNESOTA TIMBERWOLVES



GENERAL INFORMATION



Ryan Saunders

Franchise Timeline (Established)	Minnesota Timberwolves (1989-90)
Address	600 Hennepin Avenue, Suite 300 Minneapolis, MN 55403
Governor	Glen Taylor
CEO	Ethan Casson
President of Basketball Operations	Gersson Rosas
Executive VP of Basketball Operations	Sachin Gupta
General Manager	Scott Layden
Assistant General Managers	Gianluca Pascucci, Joe Branch
Head Coach	Ryan Saunders
Associate Head Coach	David Vanterpool
Assistant Coaches	Pablo Prigioni, Bryan Gates
Assistant Coach/Director of Player Development	Kevin Hanson
Assistant Coach/Player Development	Kevin Bursleson
VP of Basketball Performance and Technology	Robby Sikka
VP of Player Health/Head Athletic Trainer	Gregg Farnam
Vice President of Communications and Engagement	Bri Bauer
Senior Manager of Basketball Communications	Aaron Seehusen
Basketball Communications & Publications Manager	Dan Bell
Basketball Communications Managers	Aaron Freeman, Sara Perez
Basketball Communications Coordinator	Corrie Hemry
Home Court	Target Center (18,978)

BROADCAST INFORMATION

Radio	WCCO-AM 830: Alan Horton
Television	Fox Sports North: Dave Benz, Jim Petersen

2019-20 SCHEDULE

10/30/19	@PHI
3/24/19	@MIN

ALL-TIME SERIES RESULTS

Overall	28-29
Home	17-11
Away	11-18

PLAYOFFS

ALL-TIME SERIES INFORMATION

76ers Largest Margin of Victory	38, 11/25/94
76ers Most Pts. Scored	119, 2x, last 2/9/10
76ers Fewest Pts. Scored	74, 10/30/01

Timberwolves Largest Margin of Victory	35, 12/8/04
Timberwolves Most Pts. Scored	126, 1/6/14
Timberwolves Fewest Pts. Scored	71, 11/25/94



NEW ORLEANS PELICANS



GENERAL INFORMATION



Alvin Gentry

Franchise Timeline (Established).....	New Orleans Hornets (2002-03), New Orleans Pelican (2013-14)
Address.....	5800 Airline Drive Metairie, LA 70003
Governor	Gayle Benson
President	Dennis Lauscha
Executive Vice President of Basketball Operations	David Griffin
General Manager	Trajan Langdon
Vice President of Basketball Operations/Team Development	Swin Cash
Head Coach	Alvin Gentry
Associate Head Coaches	Chris Finch, Jeff Bzdelik
Assistant Coaches	Fred Vinson, Jamelle McMillan, Joe Boylan, Michael Ruffin
Vice President of Player Care & Performance	Aaron Nelson
Head Athletic Trainer	Tom Maystadt
Head Strength & Conditioning Coach	Jason Sumerlin
Sr. VP of Communications/Broadcasting	Greg Bensel
Dir. of Basketball Communications.....	Matt Ryan
Basketball Communications Manager	Will McClaran
Basketball Communications & Broadcasting Coordinator	Chris Trahant
Corporate Communications Manager	Jordy Spitale
Home Court.....	Smoothie King Center (16,867)

BROADCAST INFORMATION

Radio.....ESPN New Orleans 100.3 FM: Todd Graffagnini, John DeShazier
 Television.....Fox Sports New Orleans: Joel Meyers, Antonio Daniels, Jennifer Hale

2019-20 SCHEDULE

12/13/19.....@PHI
 4/11/20.....@NO

ALL-TIME SERIES RESULTS

Overall.....18-18
 Home.....11-7
 Away.....7-11

PLAYOFFS

Overall.....4-2
 Home.....2-1
 Away.....2-1

ALL-TIME SERIES INFORMATION

76ers Largest Margin of Victory.....21, 11/25/02
 76ers Most Pts. Scored.....114, 2/19/16
 76ers Fewest Pts. Scored.....72, 11/11/07

Pelicans Largest Margin of Victory.....37, 11/16/13
 Pelicans Most Pts. Scored.....135, 11/16/13
 Pelicans Fewest Pts. Scored.....62, 11/7/12



NEW YORK KNICKS



GENERAL INFORMATION



David Fizdale

Franchise Timeline (Established)	New York Knicks (1946-47)
Address	Two Pennsylvania Plaza; New York, NY 10121
Executive Chairman, The Madison Square Garden Company	James L. Dolan
President	Steve Mills
General Manager	Scott Perry
Head Coach	David Fizdale
Associate Head Coach	Kurt Rambis
Assistant Coaches	Keith Smart, Kaleb Canales, Jud Buechler, Pat Sullivan, Royal Ivey, Mike Miller
Assistant GM/GM, Westchester Knicks	Allan Houston
Assistant General Manager	Gerald Madkins
Head Athletic Trainer	Roger Hinds
Media Relations	Gregg Schwartz, Derek Lapinski, Brittany Stamoulis
Home Court	Madison Square Garden (19,812)

BROADCAST INFORMATION

Radio	ESPN Radio (98.7 FM): Ed Cohen, Brendan Brown
Television	MSG Network: Mike Breen, Walt Frazier, Rebecca Haarlow

2019-20 SCHEDULE

11/20/19	@PHI
11/29/19	@NYK
1/18/20	@NYK
2/27/20	@PHI

ALL-TIME SERIES RESULTS

Overall	252-201
Home	143-67
Away	93-123
Neutral	16-11

PLAYOFFS

Overall	21-12
Home	14-2
Away	7-10

ALL-TIME SERIES INFORMATION

76ers Largest Margin of Victory	62, 12/25/60
76ers Most Pts. Scored	162, 12/25/60
76ers Fewest Pts. Scored	60, 3/13/54

Knicks Largest Margin of Victory	48, 2x last 4/21/94
Knicks Most Pts. Scored	152, 12/11/59
Knicks Fewest Pts. Scored	61, 2/17/52

OKLAHOMA CITY THUNDER



GENERAL INFORMATION



Billy Donovan

Franchise Timeline (Established).....	Seattle Supersonics (1967-68), Oklahoma City Thunder (2008-09)
Address.....	208 Thunder Drive, Oklahoma City, OK 73102
Chairman.....	Clay Bennett
Executive Vice President & General Manager.....	Sam Presti
Vice President of Basketball Operations.....	Troy Weaver
EVP/Chief Administrative Officer.....	Danny Barth
Head Coach.....	Billy Donovan
Assistant Coaches.....	Bob Beyer, Mark Bryant, Vin Bhavani, Maurice Cheeks, Darko Rajakovic
Director of Quality Control.....	Billy Schmidt
Director of Performance Analysis.....	Steve Scalzi
Senior Player Development Coach/Basketball and Team Performance.....	Dave Bliss
Vice President of Identification and Intelligence.....	Will Dawkins
Vice President of Insight & Foresight.....	Rob Hennigan
Vice President of Human & Player Performance.....	Dinnie Stack, DPT, ATC
Vice President of Logistics & Engagement.....	Marc St. Yves
Basketball Communications.....	Matt Tumbleson, John Read, Laila Wani, Shelby Willingham
Home Court.....	Chesapeake Energy Arena (18,203)

BROADCAST INFORMATION

Radio.....	WWLS (98.1 FM/640 AM): Matt Pinto
Spanish Radio.....	WKY (930 AM): Eleno Ornelas
Television.....	Fox Sports Oklahoma: Michael Cage, Chris Fisher, Nick "Sparky" Gallo

2019-20 SCHEDULE

11/15/19.....	@OKC
1/6/20.....	@PHI

ALL-TIME SERIES RESULTS

Overall.....	65-70
Home.....	32-32
Away.....	29-37
Neutral.....	4-1

PLAYOFFS

ALL-TIME SERIES INFORMATION

76ers Largest Margin of Victory.....	38, 12/20/67
76ers Most Pts. Scored.....	160, 12/20/67
76ers Fewest Pts. Scored.....	73, 1/2/98

Thunder Largest Margin of Victory.....	56, 3/6/93
Thunder Most Pts. Scored.....	149, 3/6/93
Thunder Fewest Pts. Scored.....	77, 1/4/02

ORLANDO MAGIC



GENERAL INFORMATION



Steve Clifford

Franchise Timeline (Established).....	Orlando Magic (1989-90)
Address.....	8701 Maitland Summit Blvd., Orlando, FL 32810
Chairman/Governor.....	Dan DeVos
Chief Executive Officer/Alternate Governor.....	Alex Martins
President of Basketball Operations.....	Jeff Weltman
General Manager.....	John Hammond
Assistant General Manager.....	Pete D'Alessandro
Assistant General Manager.....	Matt Lloyd
Director of Player Development & Basketball Operations.....	Becky Bonner
Head Coach.....	Steve Clifford
Assistant Coaches.....	Mike Batiste, Tyrone Corbin, Pat Delany, Steve Hetzel, Bruce Kreuzer
Associate Coach/Player Development.....	Rick Higgins
High Performance Director.....	David Tenney
Head Athletic Trainer.....	Ernest Eugene
Head Strength and Conditioning Coach.....	Luke Storey
Chief Communications Officer.....	Joel Glass
Sr. Director of Communications.....	George Galante
Director of Public Relations.....	Trish Wingerson
Communications Manager.....	Brooke Brumbelow
Home Court.....	Amway Center (18,846)

BROADCAST INFORMATION

Radio.....	FM 96.9 The Game: Dennis Neumann, Richie Adubat
Spanish Radio.....	Salsa 98.1 FM (WNUE-FM): Joey Colon
Television.....	FOX Sports Florida: David Steele, Jeff Turner, Dante Marchitelli

2019-20 SCHEDULE

11/13/19.....	@ORL
12/27/19.....	@ORL
4/5/20.....	@PHI

ALL-TIME SERIES RESULTS

Overall.....	38-77
Home.....	24-34
Away.....	14-43

PLAYOFFS

Overall.....	5-5
Home.....	3-2
Away.....	2-3

ALL-TIME SERIES INFORMATION

76ers Largest Margin of Victory.....	24, 1/31/92
76ers Most Pts. Scored.....	130, 11/25/17
76ers Fewest Pts. Scored.....	70, 1/14/95

Bucks Largest Margin of Victory.....	46, 2/17/95
Bucks Most Pts. Scored.....	130, 2/28/16
Bucks Fewest Pts. Scored.....	61, 2/4/13

ORLANDO MAGIC

ALL-TIME MEETINGS

DATE	PHI	OPP	DATE	PHI	OPP	DATE	PHI	OPP	DATE	PHI	OPP													
11/18/89	A	L	103	116	1/23/96	A	L	90	105	3/17/02	H	L	103	105	11/6/08	A	L	88	98	11/7/15	H	L	97	105
1/24/90	H	W	125	103	2/20/96	A	L	104	123	4/14/02	A	W	95	89	11/26/08	H	L	94	96	1/20/16	A	W	96	87
2/8/90	A	L	99	101	3/4/96	H	L	97	110	10/29/02	A	L	88	95	2/28/09	H	L	100	106	2/23/16	H	L	115	124
2/26/90	H	W	129	110	4/19/96	H	L	92	112	1/12/03	H	L	105	107	10/28/09	A	L	106	120	2/28/16	A	L	116	130
12/11/90	A	W	119	114	11/29/96	H	W	100	91	2/14/03	H	W	99	98	3/1/10	H	L	105	126	11/1/16	H	L	101	103
3/18/91	H	W	99	91	1/7/97	A	L	88	109	3/31/03	A	W	118	113*	3/22/10	H	L	93	109	12/2/16	H	L	88	105
11/2/91	H	L	115	122	1/31/97	H	L	99	109	12/22/03	H	W	95	73	4/14/10	A	L	111	125	2/9/17	A	W	112	111
11/13/91	A	W	121	100	4/1/97	A	W	105	93	1/12/04	A	W	87	82	12/18/10	A	W	97	89	3/20/17	A	L	109	112*
1/31/92	H	W	112	88	11/22/97	H	L	94	108	1/23/04	H	L	93	98	1/19/11	A	L	98	99*	11/25/17	H	W	130	111
2/26/92	A	L	89	95	12/8/97	A	L	86	95	4/14/04	A	L	89	98	2/9/11	H	L	95	99	2/24/18	H	W	116	105
4/15/92	A	L	99	102	3/9/98	H	L	78	88	11/14/04	H	W	96	87	4/11/11	H	L	85	95	3/22/18	A	W	118	98
11/18/92	H	L	110	120	4/6/98	A	L	92	113	11/27/04	A	L	99	105	1/30/12	H	W	74	69	10/20/18	H	W	116	115
12/15/92	A	L	107	119	2/6/99	H	W	95	75	1/22/05	A	L	111	115	2/15/12	A	L	87	103	11/14/18	A	L	106	111
1/18/93	H	W	124	118*	3/15/99	A	L	73	74	2/12/05	H	W	112	99	4/7/12	H	L	82	88	3/5/19	H	W	114	106
4/6/93	A	L	90	116	4/25/99	H	W	103	86	1/26/06	H	L	115	119*	4/16/12	A	L	100	113	3/25/19	A	L	98	119
4/15/93	H	W	101	85	11/10/99	A	L	105	110	1/29/06	A	W	89	81	2/4/13	H	W	78	61					
11/6/93	A	L	89	114	1/14/00	H	W	102	100	3/24/06	H	L	86	102	2/26/13	H	L	84	98					
1/22/94	H	L	112	121	3/19/00	H	W	89	85	4/15/06	A	L	97	102	3/10/13	A	L	91	99					
3/9/94	H	L	101	117	4/9/00	A	L	80	92	11/3/06	A	W	105	103	11/27/13	A	L	94	105					
3/11/94	A	L	105	112	11/3/00	A	L	87	80	12/9/06	A	L	84	86	12/3/13	H	W	126	125**					
11/5/94	A	L	107	122	2/2/01	H	L	117	123**	4/14/07	H	L	87	104	2/26/14	H	L	90	101					
11/12/94	H	L	103	116	3/28/01	H	L	95	96	2/1/08	H	L	106	108	3/2/14	A	L	81	92					
1/14/95	A	L	70	91	4/12/01	A	L	77	101	2/22/08	A	L	99	115	11/5/14	H	L	89	91					
2/17/95	A	L	83	129	1/9/02	H	L	91	102	2/27/08	H	W	101	89	12/21/14	A	W	96	88					
4/8/95	H	W	109	99	2/23/02	A	L	87	105	3/21/08	A	L	95	113	2/22/15	A	L	98	103					

* overtime
 **double-overtime



PHOENIX SUNS



GENERAL INFORMATION



Monty Williams

Franchise Timeline (Established).....	Phoenix Suns (1968-69)
Address.....	201 E. Jefferson St.; Phoenix, AZ 85004
Managing Partner.....	Robert Sarver
President.....	Jason Rowley
General Manager.....	James Jones
Sr. Vice President, Basketball Operations.....	Jeff Bower
Assistant General Manager.....	Trevor Bukstein
Head Coach.....	Monty Williams
Assistant Coaches.....	Willie Green, Darko Rajakovic, Mark Bryant, Randy Ayers, Larry Greer, Steve Blake
Player Development Coaches.....	Riccardo Fois, Ben Strong
Head Video Coordinator.....	Ryan Frazier
Sr. Director, Player Health & Performance.....	Brady Howe
Director, Medical Services/Head Athletic Trainer.....	David Crewe
Director, Performance.....	Daniel Bove
Director, Rehabilitation.....	Adam Loiacono
Head Equipment Manager.....	Jay Gaspar
Vice President, Basketball Communications.....	Julie Fie
Sr. Manager, Basketball Communications.....	Cole Mickelson
Manager, Basketball Communications.....	DC Headley
Assistant to VP of Basketball Communications.....	Palmer Black
Vice President, Communications & Content.....	Casey Taggatz
Director, Business Communications.....	Carlos Manzanillo
Manager, Business Communications.....	Sean Gale
Coordinator, Business Communications.....	Mychael Ramirez
Home Court.....	Talking Stick Resort Arena (18,055)

BROADCAST INFORMATION

Radio.....	Arizona Sports 98.7 FM: Al McCoy, Tim Kempton, Jon Bloom
Spanish Radio.....	KSUN (1400 AM): Arturo Ochoa, Jorge Moreno
Television.....	Fox Sports Arizona: Kevin Ray, Eddie Johnson, Ann Meyers Drysdale, Lindsey Smith

2019-20 SCHEDULE

11/4/19.....	@PHX
3/27/20.....	@PHI

ALL-TIME SERIES RESULTS

Overall.....	58-67
Home.....	35-23
Away.....	21-42

PLAYOFFS

ALL-TIME SERIES INFORMATION

76ers Largest Margin of Victory.....	34, 2/15/70	Suns Largest Margin of Victory.....	30, 11/14/86
76ers Most Pts. Scored.....	159, 2/15/70	Suns Most Pts. Scored.....	143, 1/6/79
76ers Fewest Pts. Scored.....	71, 3/23/01	Suns Fewest Pts. Scored.....	81, 1/2/02



PORTLAND TRAIL BLAZERS



GENERAL INFORMATION



Terry Stotts

Franchise Timeline (Established).....	Portland Trail Blazers (1970-71)
Address.....	One Center Court; Suite 200; Portland, OR 97227
Chair, Trustee of Paul G. Allen Trust.....	Jody Allen
President of Basketball Operations.....	Neil Olshey
President & CEO.....	Chris McGowan
Head Coach.....	Terry Stotts
Associate Head Coach.....	Nate Tibbetts
Assistant Coaches.....	Dale Osbourne, Jim Moran, John McCullough and Jannero Pargo
Director of Player Health and Performance.....	Jesse Elis
Head Athletic Trainer.....	Geoff Clark
Assistant Athletic Trainer/Physical Therapist.....	Jessica Cohen
Sports Performance Specialist.....	Todd Forcier
Sports Performance Specialist.....	Ben Kenyon
Physical Therapist/Sports Scientist.....	Logan Sullivan
Assistant General Managers.....	Bill Branch, Steve Rosenberry
Director of Player Personnel.....	Joe Cronin
Senior Vice President of Communications.....	Jim Taylor
Basketball Communications.....	Collin Romer, Jacob Gifford
Corporate Communications.....	Hilary Gorlin, Holli Hanson
Home Court.....	Moda Center (19,441)

BROADCAST INFORMATION

Radio.....	Rip City Radio (620 AM); Brian Wheeler, Michael Holton (Home Only)
Television.....	NBC Sports Northwest; Kevin Calabro, Lamar Hurd

2019-20 SCHEDULE

11/2/19.....	@POR
3/29/20.....	@PHI

ALL-TIME SERIES RESULTS

Overall.....	58-55
Home.....	34-18
Away.....	21-37

PLAYOFFS

Overall:.....	2-4
Home:.....	2-1
Away:.....	0-3

ALL-TIME SERIES INFORMATION

76ers Largest Margin of Victory.....	28, 3/6/03
76ers Most Pts. Scored.....	153, 2/19/86
76ers Fewest Pts. Scored.....	71, 3/25/96

Blazers Largest Margin of Victory.....	42, 11/5/76
Blazers Most Pts. Scored.....	146, 11/5/76
Blazers Fewest Pts. Scored.....	60, 3/6/03



SACRAMENTO KINGS



GENERAL INFORMATION



Luke Walton

Franchise Timeline (Established).....	Rochester Royals (1948-49); Cincinnati Royals (1957-58)
.....K.C./Omaha Royals (1972-73); Kansas City Kings (1975-76); Sacramento Kings (1985-86)	
Address.....	500 David J. Stern Walk, Sacramento, CA 95814
Chairman and Governor.....	Vivek Ranadive
Chief Operating Officer.....	Matina Kolokotronis
General Manager.....	Vlade Divac
Assistant General Managers.....	Peja Stojakovic, Ken Catanella
Special Advisor to General Manager.....	Joe Dumars
Assistant Coaches/Player Development.....	Luke Bornn
Vice President, Kings Academy & Professional Development.....	Galen Duncan
Head Coach.....	Luke Walton
Assistant Coaches.....	Igor Kokoskov, Bob Beyer, Jesse Murmuys
Assistant Coach/Chief of Staff.....	Roy Rana
Assistant Coaches/Player Development.....	Bobby Jackson, Stacey Augmon, Lindsey Harding
Player Development Coach.....	Rico Hines
Vice President, Athlete Health and Performance.....	Teena Murray
Head Athletic Trainer.....	Joe Resendez
Assistant Athletic Trainer.....	Joel Noland
Performance Analyst.....	Jesse Green
Head of Performance.....	Craig Slaunwhite
Assistant Strength & Conditioning Coach.....	Anthony Darniento
Physical Therapists.....	Aisling Toolan, Tommy Brice
Sr. Vice President, Communications.....	Joelle Terry
Media Relations.....	Alexander Sigua, Rahsaan Gethers, Michael Martinez
Home Court.....	Golden 1 Center (17,583)

BROADCAST INFORMATION

Radio.....	KHTK (1140 AM): Gary Gerould
Television.....	NBC Sports California: Grant Napear, Doug Christie, Kayte Christensen-Hunter

2019-20 SCHEDULE

11/27/19.....	@PHI
3/5/20.....	@SAC

ALL-TIME SERIES RESULTS

Overall.....	164-128
Home.....	89-41
Away.....	58-71

PLAYOFFS

Overall.....	10-8
Home.....	6-3
Away.....	4-5

ALL-TIME SERIES INFORMATION

76ers Largest Margin of Victory.....	37, 11/16/60
76ers Most Pts. Scored.....	147, 3/19/71
76ers Fewest Pts. Scored.....	63, 12/10/49

Kings Largest Margin of Victory.....	56, 1/2/93
Kings Most Pts. Scored.....	154, 1/2/93
Kings Fewest Pts. Scored.....	63, 1/14/51

SAN ANTONIO SPURS



GENERAL INFORMATION



Gregg Popovich

Franchise Timeline (Established).....	San Antonio Spurs (1973-74)
Address.....	One AT&T Center, San Antonio, TX 78219
Chairman.....	Peter J. Holt
President & CEO.....	RC Buford
President of Basketball Operations/Head Coach.....	Gregg Popovich
General Manager.....	Brian Wright
Vice President of Basketball Operations.....	Brent Barry
Assistant Coaches.....	Becky Hammon, Will Hardy, Tim Duncan, Chip Engelland, Mitch Johnson
Video Coordinator.....	Willis Hall
Video Coordinator Assistant.....	Parker Hines
Player Development Assistant.....	Darius Songaila
Vice President of Basketball Administration/Deputy General Counsel.....	Brandon James
Austin Spurs General Manager.....	Landry Fields
Director of Player Care.....	Wayne Diesel
Head Athletic Trainer.....	Will Sevening
Senior Director of Communications.....	Tom James
Basketball Communications Managers.....	Kris Davis, Jordan Howenstine
Home Court.....	AT&T Center (18,418)

BROADCAST INFORMATION

Radio.....	WOAI (1200 AM): Bill Schoening
Spanish Radio.....	KXTN (107.5FM): Paul Castro
Television.....	KENS (Channel 5)/KMYS (Channel 35), FOX Sports Southwest (Channel 26): Bill Land, Sean Elliott, Dan Weiss and Matt Bonner

2019-20 SCHEDULE

11/22/19.....	@PHI
4/10/20.....	@SAS

ALL-TIME SERIES RESULTS

Overall.....	37-58
Home.....	25-23
Away.....	12-35

PLAYOFFS

Overall:.....	3-4
Home:.....	2-1
Away:.....	1-3

OPPONENTS

ALL-TIME SERIES INFORMATION

76ers Largest Margin of Victory.....	33, 1/7/81
76ers Most Pts. Scored.....	135, 2x last 3/24/89
76ers Fewest Pts. Scored.....	68, 12/7/15

Spurs Largest Margin of Victory.....	51, 12/7/15
Spurs Most Pts. Scored.....	131, 4/6/77
Spurs Fewest Pts. Scored.....	71, 2/11/11

TORONTO RAPTORS



GENERAL INFORMATION



Nick Nurse

Franchise Timeline (Established).....	Toronto Raptors (1995-96)
Address.....	30 British Columbia Road, Toronto, Ontario M6K 3C3
Chairman of the Board & Chairman, NBA Board of Governors.....	Lawrence M. Tanenbaum, OC
President.....	Masai Ujiri
General Manager.....	Bobby Webster
Head Coach.....	Nick Nurse
Assistant Coach.....	Adrian Griffin, Sergio Scariolo, Nate Bjorkgren, Patrick Mutombo, Jim Sann
Assistant Coach/Director of Sports Science.....	Jon Goodwillie, Brittini Donaldson
Head Athletic Trainer.....	Alex McKechnie
Strength & Conditioning Coach.....	Scott McCollough
Director, Communications.....	Jon Lee
Senior Manager, Basketball Communications.....	Jennifer Quinn
Manager, Communications.....	Roven Yau
Coordinator, Communications.....	Phil Summers
Home Court.....	Emma Marshall, Tasala Tahir Scotiabank Arena (19,800)

BROADCAST INFORMATION

Radio.....TSN Radio 1050, Sportsnet 590 TheFan: Paul Jones, Eric Smith, Jack Armstrong, Sherman Hamilton
 Television.....TSN, TSN 2, Sportsnet, Sportsnet ONE: Matt Devlin, Leo Rautins, Jack Armstrong

2019-20 SCHEDULE

11/25/19.....	@TOR
12/8/19.....	@PHI
1/22/20.....	@TOR
3/18/20.....	@PHI

ALL-TIME SERIES RESULTS

Overall.....	38-54
Home.....	22-25
Away.....	16-29

PLAYOFFS

Overall.....	7-7
Home.....	5-2
Away.....	2-5

OPPONENTS

ALL-TIME SERIES INFORMATION

76ers Largest Margin of Victory.....	35, 1/7/12
76ers Most Pts. Scored.....	126, 12/22/18
76ers Fewest Pts. Scored.....	70, 3/31/02

Raptors Largest Margin of Victory.....	34, 10/21/17
Raptors Most Pts. Scored.....	129, 10/30/18
Raptors Fewest Pts. Scored.....	62, 1/7/12

GENERAL INFORMATION



Quin Snyder

Franchise Timeline (Established).....	New Orleans Jazz (1974-75); Utah Jazz (1979-80)
Address.....	31420 S 500 W Salt Lake City, UT 84115
Governor.....	Gail Miller
Executive Vice President.....	Don Stirling
Executive VP of Basketball Operations.....	Dennis Lindsey
General Manager.....	Justin Zanik
Sr. Vice President of Basketball Operations.....	Linda Luchetti
Vice President of Player Personnel.....	Walt Perrin
Assistant General Manager.....	David Morway
Director of Pro Player Personnel.....	David Fredman
Executive Director of International Scouting.....	Richard Smith
Head Coach.....	Quin Snyder
Assistant Coaches.....	Alex Jensen, Johnnie Bryant
Assistant Coach/Basketball Strategy.....	Zach Guthrie
Assistant Coach/D.A.V.....	Vince Legarza
Assistant Coach/Player Development.....	Lamar Skooter
Assistant Coach/Integrated Player Devel.....	Jeff Watkinson
Assistant Coach/Basketball Operations.....	Mike Wells
VP of Performance Health Care.....	Mike Elliott
Head Athletic Trainer.....	Eric Waters
Director of Sports Science.....	Barnett Frank
Strength & Conditioning Coach.....	Isaiah Wright
Director of Performance.....	Erik Phillips
Sr. VP, Communications.....	Frank Zang
Vice President, Communications.....	Derek Garduño
Director, Communications.....	Madeline Wehle Crandall
Manager, Communications.....	Danny Franks
Home Court.....	Vivint Smart Home Arena (18,306)

BROADCAST INFORMATION

Radio..... (1280 AM/97.5 FM): David Locke, Ron Boone
 Television..... AT&T SportsNet: Craig Bolerjack, Matt Harpring, Kristen Kenney

2019-20 SCHEDULE

11/6/19..... @UTA
 12/2/19..... @PHI

ALL-TIME SERIES RESULTS

Overall..... 45-54
 Home..... 29-21
 Away..... 16-33

PLAYOFFS

ALL-TIME SERIES INFORMATION

76ers Largest Margin of Victory.....25, 2/5/90
 76ers Most Pts. Scored.....132, 2/19/82
 76ers Fewest Pts. Scored.....69, 12/28/02

Jazz Largest Margin of Victory.....29, 12/28/02
 Jazz Most Pts. Scored.....126, 3/19/75
 Jazz Fewest Pts. Scored.....76, 1/16/77

WASHINGTON WIZARDS



GENERAL INFORMATION



Scott Brooks

Franchise Timeline (Established).....	Chicago Packers (1961-62);
.....	Chicago Zephyrs (1962-63); Baltimore Bullets (1963-64); Capital Bullets (1973-74);
.....	Washington Bullets (1974-75); Washington Wizards (1997-98)
Address.....	601 F Street NW; Washington, D.C. 20004
Chairman & CEO.....	Ted Leonsis
General Manager.....	Tommy Sheppard
Chief Planning & Operations Officer.....	Sashi Brown
Chief of Athletic Care & Performance.....	Daniel Medina
Assistant General Manager/Strategy & Analytics.....	Brett Greenberg
Vice President of College Personnel.....	Frank Ross
Vice President of Pro Personnel.....	Johnny Rogers
Head Coach.....	Scott Brooks
Associate Head Coach.....	Tony Brown
Assistant Coaches.....	Mike Longabardi, Robert Pack, Jarrell Christian, Corey Gaines,
.....	Dean Oliver, Mike Terpstra
Assistant Coach/Director of Player Development.....	David Adkins
Director of Coaching Administration.....	Eric Sebastian
Vice President of Player Performance.....	Mark Simpson
Lead Physical Therapist/Director of Medical Services.....	Steve Smith
Senior Physical Therapist.....	Jesse Phillips
Athletic Trainers.....	Jeff Bangs, Navin Hettiarachchi
Vice President of Communications.....	Scott Hall
Director of Media Relations.....	DeAndré Phillips
Director Basketball Communications.....	Daren Jenkins
Director of Corporate Communications.....	Ketsia Colimon
Home Court.....	Capital One Arena (20,362)

BROADCAST INFORMATION

Radio.....	WNEW (99.1 FM)/WFED (1500 AM): Dave Johnson, Glenn Consor
Television.....	NBC Sports Washington: Justin Kutcher, Drew Gooden, Caron Butler, Chris Miller

OPPONENTS

2019-20 SCHEDULE

12/5/19.....	@WAS
12/21/19.....	@PHI
3/16/20.....	@PHI
4/3/20.....	@WAS

ALL-TIME SERIES RESULTS

Overall.....	181-122
Home.....	98-38
Away.....	69-80

PLAYOFFS

Overall.....	13-11
Home.....	8-4
Away.....	5-7

ALL-TIME SERIES INFORMATION

76ers Largest Margin of Victory.....	39, 11/12/76
76ers Most Pts. Scored.....	149, 2x last 2/24/67
76ers Fewest Pts. Scored.....	75, 2/9/74

Wizards Largest Margin of Victory.....	32, 1/24/88
Wizards Most Pts. Scored.....	143, 3/14/65
Wizards Fewest Pts. Scored.....	73, 11/16/99



WASHINGTON WIZARDS

76ERS 2018-19 SEASON SERIES STATISTICS VS. WIZARDS

PLAYER	G	GS	MIN	-FIELD GOALS-			-3-POINT FG-			-FREE THROWS-			--REBOUNDS--			PF	DQ	STL	TO	BLK	PTS	AVG	
				FG	FGA	PCT	FG	FGA	PCT	FT	FTA	PCT	OFF	DEF	TOT								AST
Embiid	3	3	80	24	42	.571	4	11	.364	19	27	.704	9	30	39	6	4	0	1	10	7	71	23.7
Butler (TOT)	3	3	89	20	40	.500	2	6	.333	12	16	.750	11	10	21	9	4	0	8	4	0	54	18.0
Butler (PHI)	3	3	89	20	40	.500	2	6	.333	12	16	.750	11	10	21	9	4	0	8	4	0	54	18.0
Shamet	3	0	75	15	31	.484	11	22	.500	5	5	1.000	1	8	9	3	9	0	2	3	0	46	15.3
Korkmaz	3	2	70	13	29	.448	8	21	.381	11	12	.917	4	5	9	11	6	0	3	4	0	45	15.0
Simmons	3	3	88	20	35	.571	0	0	---	5	9	.556	6	17	23	27	5	0	6	15	0	45	15.0
Redick	1	1	19	1	12	.417	1	5	.200	3	3	1.000	1	0	1	0	1	0	0	0	0	14	14.0
McConnell	3	0	69	11	22	.500	1	2	.500	3	3	1.000	2	5	7	12	5	0	5	7	0	26	8.7
Muscala	3	0	65	4	14	.286	3	9	.333	7	8	.875	4	12	16	6	4	0	1	3	3	18	6.0
A. Johnson	2	0	21	4	8	.500	2	4	.500	0	0	---	2	6	8	2	1	0	1	1	0	10	5.0
Chandler	3	3	70	6	19	.316	2	8	.250	0	2	.000	3	6	9	6	8	0	3	2	1	14	4.7
Milton	3	0	41	4	14	.286	2	7	.286	1	2	.500	3	4	7	6	5	0	1	2	1	11	3.7
Highsmith	1	0	5	1	2	.500	1	2	.500	0	0	---	0	0	0	1	0	0	0	0	0	3	3.0
Bolden	2	0	29	2	4	.500	0	1	.000	0	2	.000	1	3	4	1	5	0	2	4	0	4	2.0
76ERS	3	-	720	129	272	.474	37	98	.378	66	89	.742	47	106	153	90	57	0	33	56	12	361	120.3
WIZARDS	3	-	720	126	263	.479	35	87	.402	49	61	.803	25	90	115	74	59	0	40	52	9	336	112.0

WIZARDS 2018-19 SEASON SERIES STATISTICS VS. 76ERS

PLAYER	G	GS	MIN	-FIELD GOALS-			-3-POINT FG-			-FREE THROWS-			--REBOUNDS--			PF	DQ	STL	TO	BLK	PTS	AVG	
				FG	FGA	PCT	FG	FGA	PCT	FT	FTA	PCT	OFF	DEF	TOT								AST
Beal	3	3	88	30	52	.577	12	25	.480	9	9	1.000	1	4	5	8	7	0	6	10	1	81	27.0
Porter	2	0	52	12	25	.480	4	7	.571	6	6	1.000	1	6	7	1	5	0	5	3	0	34	17.0
Rivers	1	0	29	6	10	.600	3	6	.500	0	2	.000	0	2	2	1	2	0	1	1	1	15	15.0
Dekker (TOT)	2	0	41	8	15	.533	3	5	.600	6	10	.600	3	2	5	5	1	0	3	0	0	25	12.5
Dekker (WAS)	2	0	41	8	15	.533	3	5	.600	6	10	.600	3	2	5	5	1	0	3	0	0	25	12.5
Wall	1	1	25	4	15	.267	1	3	.333	2	2	1.000	1	2	3	7	2	0	3	2	0	11	11.0
Bryant	3	3	50	12	18	.667	2	3	.667	4	4	1.000	4	12	16	3	3	0	3	2	2	30	10.0
Ariza (TOT)	3	3	100	12	32	.375	2	14	.143	3	5	.600	2	19	21	10	7	0	6	6	1	29	9.7
Ariza (WAS)	2	2	59	8	24	.333	0	9	.000	3	3	1.000	2	12	14	5	5	0	3	5	0	19	9.5
Green	3	3	74	9	19	.474	4	8	.500	5	6	.833	0	9	9	4	8	0	1	4	2	27	9.0
Randle	2	0	43	7	10	.700	3	5	.600	0	0	---	0	1	1	2	6	0	0	5	0	17	8.5
Satoransky	3	2	76	8	18	.444	1	2	.500	2	2	1.000	0	7	7	22	6	0	6	6	0	19	6.3
Mahmimi	3	0	52	7	10	.700	0	2	.000	4	6	.667	7	8	15	6	6	0	6	3	2	18	6.0
Oubre	1	1	23	2	10	.200	1	4	.250	1	2	.500	1	5	6	0	1	0	0	0	0	6	6.0
Robinson	3	0	29	7	12	.583	0	0	---	3	5	.600	2	5	7	1	2	0	2	0	1	17	5.7
Smith	1	0	12	2	3	.667	1	2	.500	0	0	---	0	2	2	0	0	0	0	1	0	5	5.0
Brown	3	0	42	3	12	.250	0	1	.000	4	4	1.000	0	9	9	8	3	0	1	3	0	10	3.3
Morris	1	0	22	1	10	.100	0	5	.000	0	0	---	3	4	7	1	2	0	0	4	0	2	2.0
Baker (TOT)	1	0	6	0	1	.000	0	0	---	0	0	---	0	0	0	1	0	0	0	0	0	0	0.0
Baker (PHI)	1	0	6	0	1	.000	0	0	---	0	0	---	0	0	0	1	0	0	0	0	0	0	0.0
McRae	1	0	3	0	0	---	0	0	---	0	0	---	0	0	0	0	0	0	0	0	0	0	0.0
WIZARDS	3	-	720	126	263	.479	35	87	.402	49	61	.803	25	90	115	74	59	0	40	52	9	336	112.0
76ERS	3	-	720	129	272	.474	37	98	.378	66	89	.742	47	106	153	90	57	0	33	56	12	361	120.3

WASHINGTON WIZARDS

ALL-TIME MEETINGS

DATE	PHI	OPP	DATE	PHI	OPP	DATE	PHI	OPP	DATE	PHI	OPP	DATE	PHI	OPP
10/21/61	H	W	123	103	12/25/67	A	W	108	105	11/28/79	H	W	120	102
12/2/61	H	W	132	118	1/12/68	H	W	133	116	12/25/79	A	W	95	92
1/2/62	A	W	120	102	2/3/68	H	W	133	121	1/15/80	H	W	119	106
1/6/62	H	W	120	102	3/15/68	H	W	122	115	3/21/80	H	W	105	98
1/18/62	N	W	118	111	3/20/68	A	W	137	119	3/20/80	A	L	113	119*
1/27/62	A	W	107	102	10/19/68	A	W	124	121	10/11/80	A	W	126	120**
2/6/62	N	W	121	126	11/22/68	H	W	121	110	10/18/80	H	W	117	101
2/15/62	N	W	132	106	12/26/68	H	W	125	120	12/12/80	H	W	95	79
2/16/62	N	W	132	106	1/4/69	A	L	112	117	1/22/81	A	L	102	104
2/17/62	N	W	136	127	1/31/69	A	L	105	108	2/13/81	H	L	102	93
10/26/62	H	W	130	112	3/22/69	A	W	116	108	2/19/81	A	L	108	129
11/18/62	N	W	110	107	10/29/69	A	L	130	105	3/1/81	A	L	112	99
11/29/62	N	W	112	85	11/5/69	H	W	130	139	1/6/82	H	W	126	112
12/7/62	N	W	149	129	12/25/69	A	L	113	121	1/12/82	H	W	122	96
1/6/63	H	W	114	102	1/23/70	H	W	133	118	2/3/82	H	W	122	93
1/23/63	A	L	94	104	1/24/70	A	L	111	111	3/17/82	H	W	102	93
2/14/63	H	W	136	117	3/1/70	H	W	104	94	4/16/82	A	L	100	96
2/19/63	N	W	118	110	3/18/70	A	W	119	113	11/14/82	H	W	102	93
2/21/63	A	L	91	108	10/30/70	H	L	110	123	12/18/82	A	L	97	100
3/12/63	A	W	130	106	11/11/70	H	W	119	107	1/7/83	A	L	106	89
10/30/63	A	W	110	106	11/30/70	H	W	104	98	3/21/83	A	L	95	86
11/9/63	A	L	100	116	2/14/71	A	L	112	124	3/13/83	H	W	97	93
11/26/63	H	W	115	113	3/20/71	A	L	112	124	4/13/83	H	L	76	95
1/4/64	A	L	113	124	3/21/71	H	L	122	108	10/28/83	H	W	117	114
1/21/64	N	L	123	124	11/13/71	A	L	105	111	12/3/83	H	L	98	103
1/22/64	H	L	120	131	12/25/71	H	L	114	117	1/11/84	H	L	91	99
1/26/64	H	L	120	131	2/19/72	A	L	105	121	1/21/84	A	L	95	94
2/13/64	A	L	115	121	2/21/72	A	L	102	102	3/22/84	H	L	106	101
2/19/64	H	W	136	122	12/12/72	A	L	102	123	3/28/84	H	L	109	103
3/14/64	N	W	128	122	1/19/73	N	A	94	110	11/20/84	H	L	95	120
10/22/64	H	W	135	132*	1/21/73	A	L	97	108	11/27/84	A	L	95	89
11/1/64	A	W	123	114	2/28/73	H	L	102	96	1/13/85	A	W	115	104
12/5/64	N	W	125	108	3/17/73	H	L	115	120	2/6/85	H	W	116	111
12/8/64	N	W	102	97	3/18/73	A	L	118	129	3/27/85	H	W	115	97
12/16/64	A	L	120	140	10/28/73	A	L	99	119	4/13/85	A	L	106	118
1/14/65	H	W	126	138	11/3/73	H	L	84	112	11/16/85	A	L	97	118
2/1/65	N	W	107	106	2/9/74	H	W	95	94	12/4/85	H	W	115	110*
2/22/65	N	W	122	112	2/10/74	H	W	95	94	2/21/86	H	W	97	87
3/14/65	A	L	126	143	3/6/74	H	W	112	99	3/21/86	H	W	112	105
3/21/65	H	W	127	105	3/12/74	A	L	101	112	3/24/86	A	L	93	100
10/16/65	A	W	133	101	12/21/74	A	L	101	117	4/13/86	A	L	97	98
11/19/65	H	L	124	134	1/17/75	H	L	92	103	12/25/86	H	L	97	102
11/20/65	A	L	112	117	3/8/75	H	L	92	113	1/10/87	A	L	111	117
11/20/65	N	L	108	129	3/9/75	H	W	113	100	1/31/87	H	W	123	113
12/8/65	A	L	127	129	11/15/75	H	W	110	109***	3/6/87	H	W	113	105
1/6/66	N	W	138	127	1/3/76	A	L	104	119	4/19/87	A	W	108	102
1/18/66	H	W	123	117	1/17/76	A	L	103	105	1/20/88	H	L	98	110
2/23/66	A	L	115	119	3/2/76	A	L	111	128	1/24/88	A	L	99	131
2/26/66	N	W	114	98	4/2/76	N	W	96	94	2/5/88	H	L	94	96
3/20/66	A	W	108	104	11/12/76	H	W	143	104	3/18/88	H	W	104	96
10/22/66	A	W	141	112	11/13/76	H	W	143	109	4/1/88	H	W	104	96
10/25/66	H	W	130	110	4/9/77	H	W	125	93	4/13/88	H	W	98	97*
11/25/66	A	W	129	115	4/10/77	A	L	121	131	11/22/88	A	W	130	103
12/3/66	A	W	137	120	11/12/77	A	L	98	116	12/25/88	H	W	125	110
1/6/67	H	W	131	129	12/30/77	H	W	126	119	1/21/89	A	L	105	107
2/11/67	A	L	133	139	4/8/78	H	W	131	114	1/21/89	H	W	114	110*
2/24/67	N	W	144	118	4/8/78	H	W	133	123	3/18/89	A	L	114	123
3/18/67	N	W	135	119	10/18/78	H	L	111	121	4/23/89	H	W	115	106
3/19/67	A	W	132	129	11/10/78	A	W	123	122	11/21/89	H	W	121	108
11/1/67	H	W	136	111	2/11/79	H	W	107	99	12/1/89	A	L	90	107
12/2/67	H	W	130	121	3/27/79	A	W	100	97	12/1/89	A	L	90	107
12/9/67	A	W	123	109	10/12/79	A	W	93	92	12/20/89	H	W	118	111
1/13/90	A	W	120	101	1/13/90	A	W	120	101	1/13/90	A	W	120	101
1/27/90	A	W	125	101	1/27/90	A	W	125	101	1/27/90	A	W	125	101
3/24/90	H	W	114	112*	3/24/90	H	W	114	112*	3/24/90	H	W	114	112*
11/16/90	H	W	115	102*	11/16/90	H	W	115	102*	11/16/90	H	W	115	102*
12/26/90	A	W	106	105*	12/26/90	A	W	106	105*	12/26/90	A	W	106	105*
2/6/91	H	W	108	100	2/6/91	H	W	108	100	2/6/91	H	W	108	100
3/23/91	A	L	99	102	3/23/91	A	L	99	102	3/23/91	A	L	99	102
4/12/91	H	L	85	95	4/12/91	H	L	85	95	4/12/91	H	L	85	95
11/5/91	A	W	107	106	11/5/91	A	W	107	106	11/5/91	A	W	107	106
1/18/92	A	W	105	101	1/18/92	A	W	105	101	1/18/92	A	W	105	101
1/20/92	H	W	99	91	1/20/92	H	W	99	91	1/20/92	H	W	99	91
4/18/92	H	W	111	104	4/18/92	H	W	111	104	4/18/92	H	W	111	104
1/8/93	A	W	119	117	1/8/93	A	W	119	117	1/8/93	A	W	119	117
1/29/93	H	L	92	86	1/29/93	H	L	92	86	1/29/93	H	L	92	86
3/17/93	H	L	89	94	3/17/93	H	L	89	94	3/17/93	H	L	89	94
4/7/93	A	W	98	90	4/7/93	A	W	98	90	4/7/93	A	W	98	90
11/5/93	H	W	94	82	11/5/93	H	W	94	82	11/5/93	H	W	94	82
11/12/93	A	L	93	105	11/12/93	A	L	93	105	11/12/93	A	L	93	105
2/4/94	A	L	93	102	2/4/94	A	L	93	102	2/4/94	A	L	93	102
11/3/94	H	L	103	109	11/3/94	H	L	103	109	11/3/94	H	L	103	109
3/13/94	A	L	97	93	3/13/94	A	L	97	93	3/13/94	A	L	97	93
11/9/94	H	W	98	97	11/9/94	H	W	98	97	11/9/94	H	W	98	97
1/20/95	A	L	98	102	1/20/95	A	L	98	102	1/20/95	A	L	98	102
2/1/95	H	W	98	89	2/1/95	H	W	98	89	2/1/95	H	W	98	89
2/28/95	A	W	106	102	2/28/95	A	W	106	102	2/28/95	A	W	106	102
4/12/95	A	L	92	106	4/12/95	A	L	92	106	4/12/95	A	L	92	106
11/3/95	H	W	105	103	11/3/95	H	W	105	103	11/3/95	H	W	105	103
11/3/95	A	L	95	127	11/3/95	A	L	95	127	11/3/95	A	L	95	127
1/10/96	H	L	93	98	1/10/96	H	L	93	98	1/10/96	H	L	93	98
3/30/96	A	L	105	107	3/30/96	A	L	105	107	3/30/96	A	L	105	107
11/22/96	A	L	76	88	11/22/96	A	L	76	88	11/22/96	A	L	76	88
3/4/97	H	L	106	107	3/4/97	H	L	106	107	3/4/97	H	L	106	107
3/9/97	H	L	110	131	3/9/97	H	L	110	131	3/9/97	H	L	110	131
4/14/97	H	L	110	131	4/14/97	H	L	110	131	4/14/97	H	L	110	131
11/19/97	H	W	97	86	11/19/97	H	W	97	86	11/19/97	H	W	97	86
3/8/98	A	L	91	100	3/8/98	A	L	91	100	3/8/98	A	L	91	100
3/11/98	H	W	88	86	3/11/98	H	W	88	86	3/11/98	H	W	88	86
4/1/98	H	W	112	91	4/1/98	H	W	112	91	4/1/98	H	W	112	91
3/1/99	A	W	104	91	3/1/99	A	W	104	91	3/1/99	A	W	104	91
3/7/99	H	L	95	103*	3/7/99	H	L	95	103*	3/7/99	H	L	95	103





HISTORY



HISTORICAL LOOK AT THE SIXERS

1940



Nov. 14, 1946: Danny Biasone (pictured to the left), the owner and founder of the Syracuse Nationals, sent a check for \$5,000 to the offices of the National Basketball League (NBL), thus creating the Syracuse Nationals franchise. Benny Borgmann was hired to coach the team. In the first professional game in Syracuse, N.Y., the Nationals defeated the Bears of Youngstown, Ohio, 67-64.

Nov. 3, 1949: The Nationals defeated Denver on Nov. 3, 1949, in the first NBA game in Syracuse, N.Y. The Nationals joined the NBA in 1949 when six teams from the Midwest-based National Basketball League joined the Basketball Association of America to form the 17-team National Basketball Association. The Nats posted a 51-13 record in

their first season in the NBA under the direction of head coach Al Cervi.

Nov. 24, 1949: The Nationals defeated the Anderson Packers, 125-123, in five overtimes at Syracuse, N.Y. The game stands as the longest game in franchise history and the second longest game in NBA history.

1950

April 23, 1950: The Nationals lost to a George Mikan-led Minneapolis Lakers in Game 6 of the NBA Finals.

April 12, 1954: The Nationals, again returning to the finals, lost Game 7, and the series to the Minneapolis Lakers.

1954-55: Marked the first season the 24-second shot clock was implemented in the NBA. Nationals owner Danny Biasone and general manager Leo Ferris conceived the shot clock concept.

April 10, 1955: The Nationals defeated the Fort Wayne Pistons, 92-91, in Game 7 of the NBA Finals, capturing the franchise's first NBA Championship. The Nationals overcame a 17-point deficit.

Feb. 1, 1959: Dolph Schayes recorded the first 50-point game in franchise history when he scored a career-high 50 points (18-34 FG, 14-17 FT) in a 139-137 overtime loss to the Boston Celtics.

1950

Dec. 25, 1960: Demolishing the New York Knicks 162-100, the Sixers achieve their largest margin of victory in franchise history.

March 18, 1961: The Nationals, in a series against their future home and future star, defeat the Philadelphia Warriors and Wilt

Chamberlain 106-103, completing a three game sweep in the 1960-61 Division Semifinals. The Nats would go on to lose in the Division Finals to Boston, four games to one.

Spring 1963: Ike Richman and Irv Kosloff purchased the Syracuse Nationals from Danny Biasone. The franchise re-located from Syracuse, N.Y. to Philadelphia (May 22, 1963) The Nationals marked the return of professional basketball to Philadelphia after the Philadelphia Warriors franchise re-located to California at the conclusion of the 1961-62 season.

Aug. 6, 1963: The Nationals officially change their name to the Philadelphia 76ers. The name was chosen by Walter Stahlberg, of West Collingswood, N.J., who won a contest to name the club.



March 29, 1964: The Sixers finish their first season with a loss in the playoffs to Cincinnati. The season included many other firsts. Dolph Schayes was named to Sixers first coach and guard Hal Greer became the first Sixers All-Star.

Jan. 15, 1965: Halfway through the 1964-65 season the 76ers traded Paul Neumann, Connie Dierking, Lee Shaffer, and cash to the Warriors for Wilt Chamberlain. The trade was the start of something very good for Philadelphia's second NBA team. The 76ers finished the 1964-65 season at 40-40, good enough for third place in the division behind Cincinnati and Boston.



March 1966: Becoming the first Sixer to lead the NBA in scoring and rebounding, Wilt Chamberlain leads the Sixers to their first Eastern Division title.

Nov. 5, 1966: With a loss to Boston (105-87) the Sixers ended their longest win streak (spanning two seasons) in franchise history at 18 games.

April 24, 1967: After finishing the regular season with an astounding 68-13 record (a franchise record) and crushing Boston's hopes for a ninth straight title, the 76ers defeated San Francisco 125-122 in Game 6 of the NBA Finals, winning the franchise's second NBA Championship. During the NBA's 35th Anniversary in 1980, this team was voted the best in NBA history.



Oct. 18, 1967: Moving from the Philadelphia Civic Center, the Sixers play their first game in the Spectrum in front of 9,106 fans. The Sixers would finish the 1967-68 season with their third straight Eastern Division title.

Dec. 16, 1967: Wilt Chamberlain scores a franchise record, 68 points in a 143-123 win at Chicago.

HISTORY

HISTORICAL LOOK AT THE SIXERS

Feb. 2, 1968: In a game against the Detroit Pistons, Wilt Chamberlain posts 22 pts., 25 rebs, and 21 asts, completing the only double triple-double in NBA history.

July 9, 1968: Wilt Chamberlain was traded to Los Angeles for Jerry Chambers, Archie Clark, and Darrall Imhoff.

1970



May 1976: Fitz Dixon purchased the 76ers from Irv Kosloff.

Oct. 21, 1976: Julius Erving was purchased from New York Nets. Erving went on to score 18,364 points and block a franchise record 1,293 shots in 11 seasons with the Sixers.

Nov. 19, 1976: Sixers retire Hal Greer's jersey No. 15. Greer played 15 seasons with the franchise, Greer scored a franchise record 21,586 points.

Dec. 17, 1976: Sixers retire Billy Cunningham's jersey

No. 32. As a player, Cunningham played nine seasons with the Sixers and was named 1966 NBA Rookie of the Year and was a four-time All-NBA selection.

June 5, 1977: The Sixers fall to Portland, 109-107, in Game 6 of the 1977 NBA Finals. It marked the fifth NBA Finals appearance in franchise history.

Oct. 19, 1977: Coach Billy Cunningham coaches and wins his first game with the Sixers against Detroit (113-96). Cunningham went on to become the winningest coach in Sixers history (454-196, .698).

1980

May 16, 1980: In the first season of the three-point line in the NBA, the Sixers captured the 1980 Eastern Conference Championship, but lost to the L.A. Lakers in the NBA Finals (4-2).

July 1981: Harold Katz buys the 76ers from Fitz Dixon.

June 8, 1982: After defeating the Celtics in Game 7 of the Eastern Conference Finals, the Sixers go on to play the Lakers in the NBA Finals, losing the series in six games.

May 31, 1983: Led by Julius Erving, Moses Malone, and Maurice Cheeks, the 76ers defeat the L.A. Lakers 115-108, capturing the NBA Championship. The Sixers culminated a 65-17 regular season and a 12-1 run through the playoffs, with a sweep of the Lakers in the NBA Finals.



June 1984: Drafted Charles Barkley as the fifth overall pick. Barkley played eight seasons in Philadelphia, scoring 14,184 points in 610 games before being traded to Phoenix (June 17, 1992) for Jeff Hornacek, Andrew Lang and Tim Perry.

March 25, 1986: Sixers retire the microphone of David Zinkoff, the Sixers public address announcer for 22 seasons (1963-85).

Nov. 7, 1986: Sixers retire Bobby Jones jersey No. 24. A member of the 1983 NBA Championship 76ers, Jones played eight of his 10 seasons in the NBA with the Sixers and was named to the NBA All-Defensive First Team in eight consecutive seasons (1977-84).

April 18, 1988: Sixers retire Julius Erving's jersey No. 6. Erving played with the Sixers from 1976-87.

1990

March 18, 1991: Sixers retire Wilt Chamberlain's jersey No. 13. Chamberlain played with the Sixers from 1964-1968.

Dec. 13, 1994: The Sixers post the 2,000th franchise victory over the Miami Heat at the Spectrum.

Feb. 6, 1995: Sixers retire Maurice Cheeks' jersey No. 10. Cheeks played 15 seasons in the NBA, 11 with Philadelphia, and owns the franchise record for career assists (6,212).

April 24, 1996: Comcast-Spectacor purchased the 76ers from Harold Katz.

June 1996: With the first overall pick in the 1996 NBA Draft, the Sixers selected Allen Iverson. In his first season, Iverson set franchise records for rookies in points (1,787), assists (567), field goals (625) and 3-point field goals (155).


Nov. 1, 1996: The Sixers play their first game at the Center, and fall to the Milwaukee Bucks, 111-103.

Oct. 31, 1997: The Sixers unveil their first major logo change since becoming the 76ers in 1963. The logo modernized the old red and blue logo by adding silver, gold, and black.

April 17, 1998: 21,305 fans set the franchise record for home game attendance at the Center as the Sixers play the Chicago Bulls. The Bulls, led by a retiring Michael Jordan won the game 87-80.

2000

March 30, 2001: Sixers retire Charles Barkley's jersey No. 34. Barkley played with the Sixers from 1984-1992.





HISTORICAL LOOK AT THE SIXERS

June 6, 2001: Once again, the Sixers and Lakers meet in the Finals, with L.A. as a heavy favorite. Philly shocked everyone by



taking Game 1 in L.A. before losing the series in five. The Sixers became the first team to win four major awards in the same season (MVP: Allen Iverson, Sixth Man of the Year: Aaron McKie, Defensive Player of the Year: Dikembe Mutombo, Coach of the Year: Larry Brown).

May 18, 2005: Allen Iverson is named to All-NBA First Team for the third time in his career, and it is the sixth time he has received All-NBA honors. Iverson won the league's scoring title for the fourth time, joining Wilt Chamberlain (7), Michael Jordan (10) and George Gervin (4) as the only players to accomplish that feat four or more times.



Dec. 19, 2006: Allen Iverson is traded to the Denver Nuggets along with Ivan McFarlin in exchange for Andre Miller, Joe Smith and two first round draft choices.

June 23, 2009: Sixers announce brand relaunch with official logo change.

2010

Sep. 18, 2011: NBA Board of Governors unanimously approves sale of the Philadelphia 76ers to an investment group led by Joshua Harris and David Blitzer.

May 14, 2013: Sixers name Sam Hinkie President of Basketball Operations and General Manager.

August 14, 2013: Brett Brown is announced as head coach of the Sixers.

Mar. 1, 2014: Sixers retire Allen Iverson's No. 3. Iverson played 12 seasons in Philadelphia and scored the second-most points in franchise history.

May 12, 2015: Sixers introduce updated brand identity, including a redesigned primary logo and a series of partial and secondary logo variations in addition to new uniforms which were introduced a few weeks later.

Mar. 12, 2016: Sixers retire Dolph Schayes' No. 4. Schayes played 15 NBA seasons, including 14 with the Syracuse

Nationals before the team relocated to Philadelphia for the 1963-64 season.

Apr. 10, 2016: Sixers name Bryan Colangelo President of Basketball Operations.

June 23, 2016: With the first overall pick in the 2016 NBA Draft, the Sixers selected Ben Simmons. Simmons was the third Sixer to ever be chosen first overall (Iverson, 1996; Collins 1973).

June 19, 2017: With the first overall pick in the 2017 NBA Draft, the 76ers selected Markelle Fultz. Fultz became the fourth 76er ever to be chosen first overall (Collins (1973), Iverson (1996) and Simmons (2016)).

Feb. 18, 2018: Joel Embiid starts 67th NBA All-Star Game in Los Angeles. First 76er to be named an All-Star game starter since Iverson in 2009-10

June 25, 2018: Simmons named NBA Rookie of the Year joining Iverson (1996-97) and Michael-Carter Williams (2013-14) as the only other 76ers in franchise history to receive the award.

Feb. 17, 2019: Joel Embiid and Ben Simmons play in the 68th NBA All-Star Game in Charlotte, NC, becoming the first 76er teammates selected to an All-Star Game since Hall of Famers Allen Iverson and Dikembe Mutombo were both selected in 2002.

March 12, 2019: Joel Embiid (58) and Ben Simmons (42) were the only teammates in the NBA each with 40 double-doubles. The duo was the first pair of 76er teammates each with 40-plus double-doubles in a season since Charles Barkley and Mike Gminski each did so in 1988-89 and just the sixth pair of teammates in franchise history.

April 10, 2019: With 51 wins in the 2018-19 season and 52 in 2017-18, this marked the first time the 76ers have won 50-plus games in back-to-back seasons since doing so in seven straight from 1979-86.

HISTORY

GOVERNORSHIP & GENERAL MANAGERS

OWNERSHIP TIMELINE

- Sept. 18, 2011** Investment group led by Josh Harris and David Blitzer purchase the 76ers from Comcast-Spectacor.
- April 24, 1996** Comcast-Spectacor purchased the 76ers from Harold Katz.
- July 1981** Harold Katz buys the 76ers from Fitz Dixon.
- May 1976** Fitz Dixon purchased the 76ers from Irv Kosloff.
- May 1963** Ike Richman and Irv Kosloff purchase the Syracuse Nationals from Danny Biasone. They move the team from Syracuse to Philadelphia and changed the name.
- 1946** Danny Biasone, who later invented the NBA's 24-second shot clock, founded the Syracuse Nationals as part of the NBL (National Basketball League). After three seasons in the NBL, the Nationals joined the NBA in 1949.



Danny Biasone



Ike Richman



Fitz Dixon



Harold Katz



Ed Snider
*Chairman,
Comcast Spectacor*



Josh Harris
Managing Partner

HISTORY OF 76ERS GENERAL MANAGERS

The 76ers didn't have a general manager after the team debuted in Philadelphia in May 1963. Attorney Ike Richman performed some of the duties of the job between 1963 and 1966, but it wasn't until Jack Ramsay was named to the position in 1966-67 that the team had a GM.

GENERAL MANAGER	TENURE	GENERAL MANAGER	TENURE
Leo Ferris	1949-63	[No General Manager]	1997-98
Jack Ramsay	1966-67	Billy King	1998-2007
Don DeJardin	1970-74	Ed Stefanski	2007-2011
Pat Williams	1974-86	[No General Manager]	2011-12
John Nash	1986-90	Tony DiLeo	2012-13
Gene Shue	1990-92	Sam Hinkie	2013-16
Jim Lynam	1992-94	Bryan Colangelo	2016-18
John Lucas	1994-96	Elton Brand	2018-Present
Brad Greenburg	1996-97		

CLUB NICKNAME

The late Walter Stahlberg, of West Collingswood, New Jersey, won a contest to name the club in 1963. The choice of the club's nickname was announced on Aug. 6, 1963. There were almost 500 different suggestions among the entries and Stahlberg was one of several who picked the 76ers. However his accompanying 25-word explanation was deemed the best by the judges, and he and his wife received an all-expense trip to the West Coast to see the 76ers play San Francisco.



HEAD COACHES YEARLY BREAKDOWN

ALL-TIME 76ERS HEAD COACHES

COACH	FIRST SEASON	LAST SEASON	NO. OF SEASONS	REGULAR SEASON			PLAYOFFS		
				W	L	PCT	W	L	PCT
Al Cervi ¹	1949-50	1956-57	8	294	201	.594	33	26	.559
Paul Seymour	1956-57	1959-60	4	155	124	.556	9	11	.450
Alex Hannum	1960-61	1962-63	3	127	112	.531	8	10	.444
Dolph Schayes	1963-64	1965-66	3	129	111	.538	9	12	.429
Alex Hannum	1966-67	1967-68	2	130	33	.798	18	10	.643
Jack Ramsay	1968-69	1971-72	4	174	154	.530	5	12	.294
Roy Rubin ²	1972-73	1972-73	1	4	47	.078	—	—	—
Kevin Loughery	1972-73	1972-73	1	5	26	.161	—	—	—
Gene Shue ³	1973-74	1977-78	5	157	177	.470	11	11	.500
Billy Cunningham	1977-78	1984-85	8	454	196	.698	66	39	.629
Matt Guokas ⁴	1985-86	1987-88	3	119	88	.575	8	9	.471
Jim Lynam	1987-88	1991-92	5	194	173	.529	8	13	.381
Doug Moe ⁵	1992-93	1992-93	1	19	37	.339	—	—	—
Fred Carter	1992-93	1993-94	2	32	76	.296	—	—	—
John Lucas	1994-95	1995-96	2	42	122	.256	—	—	—
Johnny Davis	1996-97	1996-97	1	22	60	.268	—	—	—
Larry Brown	1997-98	2002-03	6	255	205	.554	28	30	.483
Randy Ayers ⁶	2003-04	2003-04	1	21	31	.404	—	—	—
Chris Ford	2003-04	2003-04	1	12	18	.400	—	—	—
Jim O'Brien	2004-05	2004-05	1	43	39	.524	1	4	.200
Maurice Cheeks ⁷	2005-06	2008-09	4	122	147	.454	2	4	.333
Tony DiLeo	2008-09	2008-09	1	32	27	.542	2	4	.333
Eddie Jordan	2009-10	2009-10	1	27	55	.329	—	—	—
Doug Collins	2010-11	2012-13	3	110	120	.478	8	10	.444
Brett Brown	2013-14	Present	6	178	314	.362	12	10	.540

¹Cervi started 1956-57 with a 4-8 record before being replaced by Seymour.

²Rubin started the 1972-73 season and had a 4-47 record before being replaced by Loughery.

³Shue started 1977-78 with a 2-4 record before being replaced by Cunningham.

⁴Guokas started 1987-88 with a 20-23 record before being replaced by Lynam.

⁵Moe started 1992-93 with a 19-37 record before being replaced by Carter.

⁶Ayers started 2003-04 with a 21-31 record before being replaced by Ford (interim).

⁷Cheeks started 2008-09 with a 9-14 record before being replaced by DiLeo.

HEAD COACHES YEAR BY YEAR RESULTS

YEAR	HEAD COACH	REGULAR SEASON				FINISH	PLAYOFFS		
		W	L	PCT.	W		L	PCT.	
1949-50	Al Cervi	51	13	.797	1st/Eastern	6	5	.545	
1950-51	Al Cervi	32	34	.485	4th/Eastern	4	3	.571	
1951-52	Al Cervi	40	26	.606	1st/Eastern	3	4	.429	
1952-53	Al Cervi	47	24	.662	2nd/Eastern	0	2	.000	
1953-54	Al Cervi	42	30	.583	T-2nd/Eastern	9	4	.692	
1954-55	Al Cervi	43	29	.597	1st/Eastern	7	4	.636	
1955-56	Al Cervi	35	37	.486	3rd/Eastern	4	4	.500	
1956-57	Al Cervi	4	8	.333					
	Paul Seymour	34	26	.567	2nd/Eastern	2	3	.400	
1957-58	Paul Seymour	41	31	.569	2nd/Eastern	1	2	.333	
1958-59	Paul Seymour	35	37	.486	3rd/Eastern	5	4	.556	
1959-60	Paul Seymour	45	30	.600	3rd/Eastern	1	2	.333	
1960-61	Alex Hannum	38	41	.481	3rd/Eastern	4	4	.500	
1961-62	Alex Hannum	41	39	.513	3rd/Eastern	2	3	.400	
1962-63	Alex Hannum	48	32	.600	2nd/Eastern	2	3	.400	
1963-64	Dolph Schayes	34	46	.425	3rd/Eastern	2	3	.400	
1964-65	Dolph Schayes	40	40	.500	3rd/Eastern	6	5	.545	
1965-66	Dolph Schayes	55	25	.688	1st/Eastern	1	4	.200	
1966-67	Alex Hannum	68	13	.840	1st/Eastern	11	4	.733	
1967-68	Alex Hannum	62	20	.756	1st/Eastern	7	6	.538	
1968-69	Jack Ramsay	55	27	.671	2nd/Eastern	1	4	.200	
1969-70	Jack Ramsay	42	40	.512	4th/Eastern	1	4	.200	
1970-71	Jack Ramsay	47	35	.573	2nd/Atlantic	3	4	.429	
1971-72	Jack Ramsay	30	52	.366	3rd/Atlantic	---	---	---	

HISTORY

HEAD COACHES YEAR BY YEAR RESULTS

YEAR	HEAD COACH	REGULAR SEASON				FINISH	PLAYOFFS		
		W	L	PCT.	W		L	PCT.	
1972-73	Roy Rubin	4	47	.078					
	Kevin Loughery	5	26	.161	4th/Atlantic	---	---	---	
1973-74	Gene Shue	25	57	.305	4th/Atlantic	---	---	---	
1974-75	Gene Shue	34	48	.415	4th/Atlantic	---	---	---	
1975-76	Gene Shue	46	36	.561	T-2nd/Atlantic	1	2	.333	
1976-77	Gene Shue	50	32	.610	1st/Atlantic	10	9	.526	
1977-78	Gene Shue	2	4	.333					
	Billy Cunningham	53	23	.697	1st/Atlantic	6	4	.600	
1978-79	Billy Cunningham	47	35	.573	2nd/Atlantic	5	4	.556	
1979-80	Billy Cunningham	59	23	.720	2nd/Atlantic	12	6	.667	
1980-81	Billy Cunningham	62	20	.756	T-1st/Atlantic	9	7	.563	
1981-82	Billy Cunningham	58	24	.707	2nd/Atlantic	12	9	.571	
1982-83	Billy Cunningham	65	17	.793	1st/Atlantic	12	1	.923	
1983-84	Billy Cunningham	52	30	.634	2nd/Atlantic	2	3	.400	
1984-85	Billy Cunningham	58	24	.707	2nd/Atlantic	8	5	.615	
1985-86	Matt Guokas	54	28	.659	2nd/Atlantic	6	6	.500	
1986-87	Matt Guokas	45	37	.549	2nd/Atlantic	2	3	.400	
1987-88	Matt Guokas	20	23	.465					
	Jim Lynam	16	23	.410	4th/Atlantic	---	---	---	
1988-89	Jim Lynam	46	36	.561	2nd/Atlantic	0	3	.000	
1989-90	Jim Lynam	53	29	.646	1st/Atlantic	4	6	.400	
1990-91	Jim Lynam	44	38	.537	2nd/Atlantic	4	4	.500	
1991-92	Jim Lynam	35	47	.427	5th/Atlantic	---	---	---	
1992-93	Doug Moe	19	37	.339					
	Fred Carter	7	19	.269	6th/Atlantic	---	---	---	
1993-94	Fred Carter	25	57	.305	6th/Atlantic	---	---	---	
1994-95	John Lucas	24	58	.293	6th/Atlantic	---	---	---	
1995-96	John Lucas	18	64	.220	7th/Atlantic	---	---	---	
1996-97	Johnny Davis	22	60	.268	6th/Atlantic	---	---	---	
1997-98	Larry Brown	31	51	.378	7th/Atlantic	---	---	---	
1998-99	Larry Brown	28	22	.560	3rd/Atlantic	3	5	.375	
1999-00	Larry Brown	49	33	.598	3rd/Atlantic	5	5	.500	
2000-01	Larry Brown	56	26	.683	1st/Atlantic	12	11	.522	
2001-02	Larry Brown	43	39	.524	6th/Atlantic	2	3	.400	
2002-03	Larry Brown	48	34	.585	4th/Atlantic	6	6	.500	
2003-04	Randy Ayers	21	31	.404					
	Chris Ford	12	18	.400	5th/Atlantic	---	---	---	
2004-05	Jim O'Brien	43	39	.524	2nd/Atlantic	1	4	.200	
2005-06	Maurice Cheeks	38	44	.463	2nd/Atlantic	---	---	---	
2006-07	Maurice Cheeks	35	47	.427	3rd/Atlantic	---	---	---	
2007-08	Maurice Cheeks	40	42	.488	3rd/Atlantic	2	4	.333	
2008-09	Maurice Cheeks	9	14	.391					
	Tony DiLeo	32	27	.542	2nd Atlantic	2	4	.333	
2009-10	Eddie Jordan	27	55	.329	4th Atlantic	---	---	---	
2010-11	Doug Collins	41	41	.500	3rd Atlantic	1	4	.200	
2011-12	Doug Collins	35	31	.530	3rd Atlantic	7	6	.538	
2012-13	Doug Collins	34	48	.415	4th Atlantic	---	---	---	
2013-14	Brett Brown	19	63	.232	5th Atlantic	---	---	---	
2014-15	Brett Brown	18	64	.220	4th Atlantic	---	---	---	
2015-16	Brett Brown	10	72	.122	5th Atlantic	---	---	---	
2016-17	Brett Brown	28	54	.341	4th Atlantic	---	---	---	
2017-18	Brett Brown	52	30	.634	3rd/Atlantic	5	5	.500	
2018-19	Brett Brown	51	31	.622	2nd/Atlantic	7	5	.583	
TOTALS		2806	2662	.513		221	210	.513	

HISTORY

COACHING LEADERS

BY GAMES		BY WINS		BY WINNING PERCENTAGE	
Coach	Games	Coach	Wins	Coach	Pct.
Billy Cunningham	650	Billy Cunningham	454	Billy Cunningham	.698
Al Cervi	495	Al Cervi	294	Alex Hannum	.639
Brett Brown	492	Alex Hannum	257	Al Cervi	.594
Larry Brown	460	Larry Brown	255	Matt Guokas	.575
Alex Hannum	402	Jim Lynam	194	Paul Seymour	.556
Jim Lynam	367	Brett Brown	178	Larry Brown	.554
Gene Shue	334	Jack Ramsay	174	Tony DiLeo	.542
Jack Ramsay	328	Gene Shue	157	Dolph Schayes	.538
Paul Seymour	279	Paul Seymour	155	Jack Ramsay	.530
Maurice Cheeks	269	Dolph Schayes	129	Jim Lynam	.529



76ERS UNIFORM HISTORY



2009-2014



1997-2009



1994-1997



1991-1994



1978-1991

2017-PRESENT: 2017 brought on an updated look for the Philadelphia 76ers, with the unveiling of the teams new Icon Edition (Blue), Association Edition (White), Statement Edition (Red) uniforms. The new Icon and Association uniforms introduced a hard-red drop-shadow behind the iconic "PHILA" lettering and player numbers. The new designs also include the words "Brotherly Love" embroidered in gold on the bottom of each jersey, drawing inspiration from the Greek translation for "Philadelphia." The Statement uniform displays "Sixers" in cursive across the uniform's chest plate. The cursive writing serves as a salute to the signing of the Declaration of Independence. 2017 also ushered in the 2 ½ -by-2 ½ -inch StubHub jersey patch as part of the team's first jersey sponsorship, the first of its kind in major American sports history. The StubHub patch appears on every 76ers jersey.

2015-2017: On June 18, 2015, the Sixers revealed new home (white), road (blue) and alternate (red) uniforms which were designed using elements from different eras in franchise history. "PHILA" is emblazoned across the chest of the home and road jerseys as a homage to the 1966-67 Championship team. The alternate red jersey has "SIXERS" sprawled across the front, to honor the 1982-83 Championship team. All three uniforms are decorated with a column of stars down each side in the fashion of the 1976-77 uniforms. Each jersey also has the phrase "PHILA TOUGH" sewn into the waist-level hem, visible only to the players prior to being tucked in

2009-2015: Prior to the 2009-10 season, the Sixers re-designed their uniform to feature the team's new primary "76ers basketball" logo with the red, white and blue color scheme. Trimmed in blue and red, the team will wear white uniforms with blue lettering and red numbers at home. On the road, the team will wear red uniforms, trimmed with blue and white, that feature white lettering and numbers. In the summer of 2010, the uniforms underwent some minor revisions, including blue piping added around the neck and shoulders among other aesthetic details. The Sixers also debuted an alternate blue uniform in the 2012-13 season opener.

2007-2009: Both the Sixers home and road jerseys underwent a bit of a facelift in the summer of 2007. Influenced by the secondary road uniform, which was introduced the previous season, the home and road designs featured a refined taping stretching from the jersey to the shorts. The material itself was also completely overhauled, as the new fabric was adidas clima-cool flatback mesh on the front with open-holed metallic stretchchair fabrication on the back and in key venting zones through the front of the shoulders.

2007-2009: During the 2006-07 season, the 76ers unveiled a new second road uniform with red as the predominant color accented by the team's other official colors of white, blue, black, silver and gold. Produced by adidas, the jerseys featured a new "PHILA" wordmark across the front in a design similar



Present Home Uniform

to the team's primary logo, as well as blue and white striping around the V-neck. The red shorts are adorned with the Sixers secondary logo above a blue accent on the side of the left leg.

1999-2006: Philadelphia added a new second road uniform during the 1999-00 season. The blue jersey sports a stylish new cut that's full of tradition from the great Sixers teams of the 1960's and 1970's. Trimmed in red and black, the jersey featured the "SIXERS" wordmark on the front with white numbers trimmed in red.

1997-2007: Prior to the 1997-98 season, the Sixers unveiled a completely new look including the first major logo change since becoming the Philadelphia 76ers in August of 1963. In keeping with the traditional red and blue, the logo was "modernized" by adding silver, gold and black. For the first time in franchise history, the Sixers wore black uniforms on the road. Trimmed in red and gold, the jersey that features the word "SIXERS" on the front with white numbers trimmed in red on the back. At home, a white jersey features black numbers trimmed in red.

1999-2006: Philadelphia added a new second road uniform during the 1999-00 season. The blue jersey sports a stylish new cut that's full of tradition from the great Sixers teams of the 1960's and 1970's. Trimmed in red and black, the jersey featured

HISTORY



1977-1978



1976-1977



1971-1976



1966-1970



1965-1966

the "SIXERS" wordmark on the front with white numbers trimmed in red.

1997-2007: Prior to the 1997-98 season, the Sixers unveiled a completely new look including the first major logo change since becoming the Philadelphia 76ers in August of 1963. In keeping with the traditional red and blue, the logo was "modernized" by adding silver, gold and black. For the first time in franchise history, the Sixers wore black uniforms on the road. Trimmed in red and gold, the jersey that features the word "SIXERS" on the front with white numbers trimmed in red on the back. At home, a white jersey features black numbers trimmed in red.

1994-1997: This uniform was actually a throwback to the classic Sixers look. Designed by Lucy Loeb, the front featured "SIXERS" in a more ornate block lettering. This garb was white with red and blue trim at home and red with white and blue trim on the road.

1991-94: The Sixers uniform was redesigned by Champion Products and was a departure from the classic Sixers uniform. The design featured multicolored stars against a royal blue field that curved up from shorts to the jersey. The background of the away uniform remained red.

1978-91: The NBA begins to regulate uniform changes more closely. A rule is installed by the league requiring teams to use an exclusive outfitter and alert the NBA one year in advance of a design change. This uniform becomes the Sixers' hallmark, with the numeral surrounded by stars on the shorts. The road color returned to red. The uniforms

were manufactured first by Wilson, then by Sand Knit. The 76ers played more games in this uniform (1,066) than any other in the history of the franchise.

1977-1978: The lettering on the jersey was readjusted, with home uniforms lettered in blue and outlined in white and red, while away uniforms were royal blue with white lettering in red trim.

1976-1977: Another one-shot uniform surfaced, this time with a theme. In honor of the Bicentennial, the team turned to the cursive lettering and trim numerals of the 1970-71 season. The new uniforms were designed by Pat Williams, Al Domenico, Billy Cunningham and Sonder Levitt Advertising.

1971-76: SonderLevitt Advertising designed a uniform that had a much longer lifespan than its predecessor. With the new art deco-like lettering, the uniforms retained the star-inset blue side stripe, a graphic element that remained a feature through the 70's. Away uniforms were royal blue with white side stripes and stars.

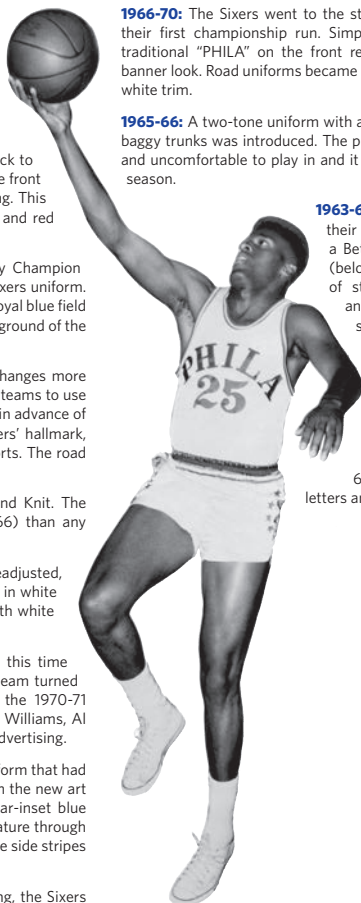
1970-71: With its red-in-blue and cursive lettering, the Sixers

next official home uniform (the old red garb was retained for away games), did not please Sixers suppliers. Midseason trades meant impossible turnaround times for these custom-sewn, flowing script uniforms. In the middle of the season a switch is made and "Seventy Sixers", in script, replaces "PHILA" on the front of the uniform.

1966-70: The Sixers went to the straightforward look during their first championship run. Simple block letters with the traditional "PHILA" on the front replaced the star-spangled banner look. Road uniforms became red with blue lettering and white trim.

1965-66: A two-tone uniform with a high waistband and long, baggy trunks was introduced. The players considered it flashy and uncomfortable to play in and it was abandoned after one season.

1963-65: The Sixers opened their run in Philadelphia with a Betsy Ross-inspired uniform (below). Adorned with a circle of stars on both the shorts and the back of the jersey surrounding the player's number, the stars quickly became a hallmark of the Sixers uniforms. The road uniform was dark blue with red lettering and numbers. Midway through the '64-65 season the style of the letters and numbers was changed.





UNIFORM NUMBERS SINCE 1963-64

0		5		9	
Orlando Woolridge	93-94	Paul Neumann	63-65	Lionel Hollins	79-82
Alvin Jones	01-02	Tom Van Arsdale	72-75	Perry Moss	85-86
Amal McCaskill	03-04	Corey Gaines*	94-95	Willie Burton	94-95
Jeremy Pargo	12-13	Elmer Bennett	95-96	Sean Higgins	95-96
Darius Johnson-Odom	13-14	Scott Skiles	95-96	Doug Overton*	96-97
Brandon Davies*	14-15	Kevin Ollie	99-00; 00-01	Joe Smith	97-98
Isaiah Canaan	14-16	Vonteego Cummings	01-02	George Lynch	98-01
Jerryd Bayless	16-18	Monty Williams	02-03	Derrick McKey	01-02
Justin Patton	2018-19	Kedrick Brown	04-05	Mark Bryant	02-03
00		Michael Bradley*	05-06	Kenny Thomas	02-05
Eric Montross	97-98	Andres Nocioni	10-12	Andre Iguodala*	05-12
Benoit Benjamin	97-99	Arnett Moultrie	12-14	James Anderson	13-14
Spencer Hawes	10-14	Ish Smith	14-15	JaKarr Sampson	14-16
Jacob Pullen	17-18	Ronald Roberts	14-15	Sonny Weems	16-16
Corey Brewer	18-19	Kendall Marshall	15-16	Daric Saric	16-18
1		Alex Poythress	16-17	10	
Wes Matthews	83-84	Chasson Randle	16-17	John Kerr	63-65
Scott Brooks	88-90	Amir Johnson	17-19	Don Smith	74-75
B.J. (Brandon Joe) Tyler	94-95	6		Mike Dunleavy	76-78
Tim Thomas	97-99	Perry Warbington	74-75	Maurice Cheeks	78-89
Samuel Dalembert	01-10	Julius Erving	76-87	11	
Nick Young	12-13	7		Fred Crawford	70-71
Michael Carter-Williams	13-15	Toby Kimball	73-74	Fred Boyd	72-76
JaVale McGee	14-15	Mitchell Anderson	82-83	Caldwell Jones	76-82
Glenn Robinson III	14-15	Lanard Copeland	90-91	Leo Rautins	83-84
Tony Wroten*	15-15	Sean Green	93-94	Voise Winters	85-86
Ish Smith	15-16	Richard Dumas	95-96	Bob McAdoo	85-86
T.J. McConnell*	16-17	Mark Davis	96-98	Jim Lampley	86-87
Justin Anderson*	17-18	Toni Kukoc	99-01	Jim Rowinski	88-89
Landry Shamet*	18-19	Roshown McLeod	00-01	Manute Bol	90-94
Mike Scott	18-19	Ira Bowman*	01-02	Kevin Pritchard	94-95
2		John Salmons	02-06	Vernon Maxwell	95-96; '00
Moses Malone	82-86, 93-94	Andre Miller	06-09	Doug Overton*	97-99
3		Primoz Brezec	09-10	Ira Bowman*	99-00
Fred Carter	71-77	Sam Young	11-12	Raja Bell	01-02
Bernard Toone	79-80	Royal Ivey*	12-13	Todd MacCulloch*	02-04
Russ Schoene	82-83	Darius Morris	13-14	Bobby Jones	06-07
Sedale Threatt	83-87	Lorenzo Brown	13-14	Gordan Giricek	07-08
David Henderson	87-89	Darius Thomas	13-14	Jrue Holiday	09-13
Tony Harris	90-91	Larry Drew II	14-15	Eric Maynor	13-14
Greg Grant	91-93	Carl Landry	15-16	Malcolm Thomas	14-15
Dana Barros	93-95	Ersan Ilyasova	16-17	Malcolm Lee	14-15
Greg Grant	95-96	Timothé Luwawu-Cabarrot*	17-18	Nik Stauskas	15-17
Allen Iverson	96-07; 09-10	Haywood Highsmith	18-19	Demetrius Jackson	16-18
4		8		James Ennis III	18-19
Dolph Schayes	63-64	Marc Iavaroni	82-85	12	
Marlon Redmond	78-79	Michael Young	85-86	Bob Weiss	65-67
Clint Richardson	79-85	Pete Myers	88-89	Jim Reid	67-68
Cliff Robinson	86-89	Corey Gaines*	89-90	John Green	67-69
Andre Turner	90-91	Mario Elie	90-91	Jim Washington	69-72
Sharone Wright	94-96	Alfonso Ford	94-95	Ted McClain	77-78
Michael Cage	96-97	Trevor Ruffin	95-96	George Johnson	84-85
Rick Mahorn*	98-99	Aaron McKie	97-05	Clarence Carter	85-86
Pepe Sanchez	00-01	Joe Smith	06-07	Lloyd (World) Free*	86-87
Keith Van Horn	02-03	Donyell Marshall	08-09	Gerald Henderson	87-89
Andre Iguodala*	04-05	Francisco Elson*	09-10	Johnny Dawkins	89-94
Chris Webber	04-07	Nik Vucevic	11-12	Anthony Parker	97-99
Kareem Rush	08-09	Damien Wilkins	12-13	Bruce Bowen	99-00
Tony Battie	10-12	Tony Wroten	13-15	Speedy Claxton	00-02
Dorell Wright	12-13	Jahlil Okafor	15-17	Kenny Satterfield	02-03
Nerlens Noel	13-17	James Young	17-18	Kevin Ollie*	04-08
		Zhaire Smith	18-19	Royal Ivey*	08-10
				Evan Turner	10-14

HISTORY

UNIFORM NUMBERS SINCE 1963-64

James Nunnally.....	13-14	Danny Vranes.....	86-88	Landry Shamet*.....	18-19
Luc Mbah a Moute.....	14-15	Ron Anderson.....	88-93	Jimmy Butler.....	18-19
T.J. McConnell*.....	15-19	Michael Curry.....	93-94		24
Gerald Henderson.....	16-17	Greg Graham.....	93-96	Al Bianchi.....	63-66
	13	Greg Sutton.....	95-96	Wali Jones.....	65-71, 75-76
Wilt Chamberlain.....	64-68	Frank King.....	96-97	Jerry Baskerville.....	75-76
David Wohl.....	71-72	Marko Milic.....	97-98	Bobby Jones.....	78-86
	14	Eric Snow.....	97-04		25
Ben Warley.....	63-66	Louis Amundson.....	06-08	Chet Walker.....	63-69
Matt Goukas.....	66-71	Jodie Meeks.....	09-12	Dave Scholz.....	69-70
Dexter Shouse.....	89-90	Brandon Davies*.....	13-14	Fred Foster.....	70-72
Larry Cannon.....	73-74	Tim Frazier.....	14-15	Luther Green.....	72-73
Henry Bibby.....	76-80	Timothé Luwawu-Cabarrot.....	16-17	LeRoy Ellis.....	72-76
Franklin Edwards.....	81-84	Markelle Fultz.....	17-19	Earl Cureton.....	80-83
Steve Colter.....	86-88		21	Kenny Green.....	85-87
Dexter Shouse.....	89-90	Larry Costello.....	63-65, 66-68	David Wingate.....	86-89
Ricky Green.....	90-91	Archie Clark.....	68-71	Tharon Mayes.....	91-92
Jeff Hornacek.....	92-94	Lloyd (World) Free*.....	75-78	Jeff Malone.....	93-96
Jeff Grayer.....	94-95	Kenny Payne.....	89-93	Don MacLean.....	96-97
Mark Hendrickson.....	96-97	Derrick Alston.....	94-96	Tom Chambers.....	97-98
Nazr Mohammed.....	98-01	Joe Courtney.....	96-97	Jerald Honeycutt.....	98-99
Efthimos Rentzias.....	02-03	Larry Hughes.....	98-00	Damone Brown.....	01-02
Corliss Williamson.....	04-05	Matt Harpring.....	01-02	Marc Jackson.....	03-05
Jason Smith.....	07-10	Matt Buckner.....	02-04	Rodney Carney.....	06-08, 09-10
Justin Holiday.....	12-13	Greg Buckner.....	02-04	Darius Songaila.....	10-11
Shelvin Mack.....	12-13	Matt Barnes.....	05-06	Xavier Silas.....	11-12
K.J. McDaniels.....	14-15	Thaddeus Young.....	07-14	Elliot Williams.....	13-14
Sergio Rodriguez.....	16-17	Joel Embiid.....	14-19	Ben Simmons.....	16-19
James Michael McAdoo.....	17-18		22		26
Jonathon Simmons.....	18-19	Jerry Greenspan.....	63-65	Connie Dierking.....	63-65, 70-71
	15	Lee Shaffer.....	63-64	Gerry Ward.....	65-66
Hal Greer.....	63-73	Larry Jones.....	64-65	Shaler Halimon.....	68-69
	16	Jesse Branson.....	65-66	Cliff Anderson.....	70-71
George Wilson.....	68-70	Kevin Loughery.....	71-73	Al Henry.....	70-72
Bailey Howell.....	70-71	Larry Jones.....	73-74	Manny Leaks.....	72-73
Marreese Speights.....	08-11	Coniel Norman.....	74-76	Walt Wesley.....	74-75
Francisco Elson*.....	11-12	Eric Money.....	78-80	John Tschogl.....	74-75
Chris Johnson.....	14-15	Andrew Toney.....	80-88	Kyle Korver.....	03-07
	17	Jim Farmer.....	90-91	Phil Pressey.....	15-16
Albert King.....	87-88	Jim Jackson.....	97-98		27
Charles Shackelford.....	91-93	Brian Shaw.....	97-98	Larry Drew II*.....	17-18
Casper Ware.....	13-14	Antonio Daniels.....	10-11		28
JJ Redick.....	17-19	Richaun Holmes.....	15-18	Billy Melchioni.....	66-68
	18	Wilson Chandler.....	18-19	Bud Ogden.....	69-71
Darrell Imhoff.....	68-70		23	Rod Freeman.....	73-74
Ollie Johnson.....	80-82	Hubie White.....	63-64	Andrew Lang.....	92-93
Derek Smith.....	88-90	Steve Courtin.....	64-65		30
Maalik Wayns.....	12-13	Bill Bridges.....	71-73	George McGinnis.....	75-78
Marco Belinelli.....	17-18	Joe Bryant.....	75-79	Al Skinner.....	78-80
Shake Milton.....	18-19	Charles Jones.....	83-84	Vincent Askew.....	87-88
	19	Bruce Kuczewski.....	83-84	Lewis Lloyd.....	89-90
Raja Bell*.....	00-01	Terry Catledge.....	85-86	Jaren Jackson.....	94-95
Furkan Aldemir.....	14-15	Roy Hinson.....	86-88	Trevor Wilson.....	95-96
	20	Bob Thornton.....	87-91	Tony Massenburg.....	95-96
Dave Gambee.....	63-67	Mitchell Wiggins.....	91-92	Lucious Harris.....	96-97
Ron Filipek.....	67-68	Tim Perry.....	92-96	Casey Shaw.....	98-99
Craig Raymond.....	68-69	Rex Walters.....	95-98	Billy Owens.....	99-00
Fred Hetzel.....	69-70	Rodney Buford.....	00-01	Stevin Smith.....	06-07
Dennis Awtrey.....	70-73	Tim James.....	01-02	Reggie Evans.....	07-10
Doug Collins.....	73-81	Josh Davis.....	04-05	Dewayne Dedmon.....	13-14
Leon Wood.....	84-86	Louis Williams.....	05-12	Byron Mullens.....	13-14
		Jason Richardson.....	12-15	Drew Gordon.....	14-15
		Justin Anderson.....	16-17		
		Ersan Ilyasova*.....	17-18		



UNIFORM NUMBERS SINCE 1963-64

Ronny Turiaf14-15
 Justin Harper16-17
 Furkan Korkmaz17-19

31

Mel Counts72-73
 John Q. Trapp72-73
 Mark McNamara82-83
 Steve Hayes84-85
 Mark McNamara86-88
 Shelton Jones88-89
 Jay Vincent89-90
 Brian Oliver90-92
 Glenn Robinson03-04
 Michael Bradley*04-05
 Zendon Hamilton*05-06
 Ivan McFarlin06-07
 Charles Jenkins12-13
 Hollis Thompson13-17
 Mike Muscala18-19

32

Billy Cunningham65-72; 74-76
 Charles Barkley*91-92

33

Ken Durrett74-75
 Jim Barnett76-77
 Reggie Johnson82-83
 Sam Williams83-85
 Paul Thompson85-86
 Hersey Hawkins88-93
 Darrin Hancock98-99
 Jumaine Jones99-01
 Willie Green03-10
 Craig Brackins10-12
 Andrew Bynum12-13
 Daniel Orton13-14
 Robert Covington14-18
 Tobias Harris18-19

34

John Block72-73
 Don May72-74
 Clyde Lee74-76
 Glenn Mosley77-78
 Jim Spurnarkel79-80
 Charles Barkley*84-91
 Terry Cummings97-98

35

Art Heyman65-66
 Dave Sorenson72-73
 Armon Gilliam90-93
 Clarence Weatherspoon92-98
 Art Long02-03
 Deng Gai05-06
 Herbert Hill07-08
 Henry Sims13-15
 Christian Wood15-16
 Trevor Booker17-18

36

Jake Jones71-72
 Mike Price72-73
 Shawn Long16-17

39

Jerami Grant14-17

40

Tim McCormick86-88
 Kurt Nimphius89-90
 Dave Hoppen90-92
 Bill Edwards93-94
 Jerome Harmon94-95
 Mike Brown95-96
 Tyrone Hill98-01; 02-03
 Corie Blount01-02
 Jarvis Varnado13-14

41

Greg Stokes85-86
 LaSalle Thompson95-96
 Kebu Stewart97-98
 Antonio Lang99-00
 Jabari Smith01-02
 Thomas Robinson14-15

42

Jeff Halliburton72-73
 Luther Rackley73-74
 Harvey Catchings74-79
 Mike Bantom81-82
 Mike Gminski87-91
 Jerry Stackhouse95-97
 Zendon Hamilton*03-04
 Theo Ratliff*97-01
 Shavlik Randolph05-08
 Elton Brand08-12; 15-16

43

Jeff Ruland86-87; 91-92
 Warren Kidd93-94
 Jonah Bolden18-19

44

Allen Bristow73-75
 Ralph Simpson78-79
 Monti Davis80-81
 Chris Welp87-89
 Rick Mahorn*89-91
 Lloyd Daniels94-95
 Derrick Coleman95-98; 01-04
 Harvey Grant98-99
 Alan Henderson06-07

45

Bob Rule71-73
 Michael Ansley91-92
 Eddie Lee Wilkins92-93
 Eric Leckner93-94
 Adrian Caldwell96-97
 Steven Hunter05-07

47

Andrei Kirilenko14-15
 Tiago Splitter16-17

50

Lenny Chappell63-64
 Steve Mix73-82
 Robert Reid90-91
 Issac Austin93-94
 Mark Bradtko96-97
 Will Cunningham97-98
 Todd MacCulloch*99-01
 Sam Clancy02-03
 Theo Ratliff*08-09
 Lavoy Allen11-14

51

Michael Ruffin01-02
 Boban Marjanovic18-19

52

Wilson Washington77-78
 Matt Geiger98-01
 Calvin Booth07-08

53

Darryl Dawkins75-82
 Stanley Roberts99-00

54

Luke Jackson64-72
 Dale Schleuter72-73
 Ben Coleman87-89
 Ed Pinckney95-96
 Brian Skinner02-03; 04-05
 Rodney Rogers04-05
 Lee Nailon05-06
 Kwame Brown12-13

55

Jayson Williams90-92
 Thomas Jordan92-93
 Alaa Abdelnaby94-95
 Scott Williams94-99
 Dikembe Mutombo01-02
 Greg Monroe18-19

72

Jason Kapono09-11

76

Shawn Bradley93-96

88

Alexey Shved14-15

**Wore two different numbers*

HISTORY

DRAFT HISTORY

1950

Lou Arko Akron
 Gerry Calabrese St. John's
 Stan Christie USC
 Bob Healey Georgia
 Paul Hickey Denver
 Don Lofgran San Francisco
 Paul Merchant Oklahoma
 Bob Savage Syracuse
 Makc Suprunowicz Michigan
 Glenn Wilkes Mercer

1951

Glen Anderson Colorado A&M
 Bato Govedarica DePaul
 Paul Horvath North Carolina State
 Tom Jockle Syracuse
 Ray Kirkwasser Ithaca
 John McConathy NW Louisiana
 Roy Reardon St. Francis (N.Y.)
 Don Savage LeMoyné
 Bob Wheeler Idaho

1952

Jim Brasco New York University
 Bud Donnelly La Salle
 Jim Kennedy Duquesne
 Bob Luchmueller Louisville
 Ken McBride Maryland State
 Harry Moore West Virginia
 Bob Roche Syracuse

1953

Al Bailey Duquesne
 Garrett Beshear Murray State
 Glen Dille Tulsa
 Joe Hughes Denver
 Bill Hull Utah State
 Bill Jenkins LeMoyné
 Bill Kenville St. Bonaventure
 Dick Knostman Kansas State
 Andy McGowan Manhattan
 Gerald Nappy Georgetown
 James Neal Wofford
 Warren Shockleford Tulsa

1954

Mel Besdin Syracuse
 Jack Davidson UCLA
 Dick Farley Indiana
 Fletcher Johnson Duquesne
 John Kerr Illinois
 Gus Levett Franklin & Marshall
 Don McLane Duquesne
 Norman Pott Wheaton
 Paul Pottenburgh Siena
 Jim Tucker Duquesne

1955

Ed Conlin Fordham
 Mal Duffy St. Bonaventure
 Cliff Dwyer North Carolina State
 Frank Ehmann Northwestern
 Ed Galvin Loyola (La.)
 Stan Glowaski Seattle
 Russ Lawler Stanford
 Jack Sallee Dayton
 Marty Satalino St. John's
 Don Schlundt Indiana
 Ron Tomsic Stanford

1956

Forest Able Western Kentucky
 Willie Bergines West Virginia
 Milt Graham Colgate
 Harvey Halbrook Oregon State
 Joe Holup George Washington
 Bob Hopkins Grambling
 Paul Judson Illinois
 Dick Julio New Bedford State
 Dick Kenyon LeMoyné
 Jim McLaughlin St. Louis
 Jim Ray Toledo
 Jess Roh Idaho State
 Chuck Rolles Cornell
 Chester Webb Georgia St. Teachers

* Early draft records are incomplete, so until 1956 players are listed alphabetically.

Beginning in 1957, the draft is recorded round-by-round. To enable teams to take advantage of the regional popularity of college stars, they were given the option of forfeiting their first-round pick and instead selecting, before the start of the draft, a player from the franchise's immediate geographical area. These "territorial picks," as they were known, are not factored in to the overall selection count of the draft. The territorial option was in effect through 1965.

RD	PICK	PLAYER	FROM
1957			
1	7	George Bon Salle	Illinois
2	15	Jim Morgan	Louisville
3	23	Vince Cohen	Syracuse
4	31	Jerry Mallett	Baylor
5	39	Frank Nimmo	Cincinnati
6	47	Lyndon Lee	Oklahoma City
7	54	Dick Gaines	Seton Hall
8	61	Cebe Prince	Marshall
9	68	Jim Brown	Syracuse
10	74	Jack Nichols	Colgate
12	81	Jim Weeks	New York Tech
1958			
1	6	Connie Dierking	Cincinnati
2	14	Hal Greer	Marshall
3	21	John Nacincik	Maryland
4	29	Tommy Kearns	North Carolina
5	37	Fred Grim	Arkansas
6	45	Jack Mimitz	St. Louis
7	53	Pete Tillotson	Michigan
8	61	Ruel Tucker	Rockhurst (Mo.)
1959			
1	4	Dick Barnett	Tennessee State

RD	PICK	PLAYER	FROM
2	11	Gene Tormohlen	Tennessee
3	19	Jon Cincebox	Syracuse
4	27	Paul Neumann	Stanford
5	35	Roger Taylor	Illinois
6	43	Bob Dalton	California
7	51	Darnell Haney	Navy
1960			
1	5	Lee Shaffer	North Carolina
2	13	Wilbur Trosch	St. Francis (Pa.)
3	21	Joe Roberts	Ohio State
4	29	Carl Cole	Eastern Kentucky
5	37	Jim Mudd	North Texas State
6	45	Herschell Turner	Nebraska
7	53	Bernie Kauffman	Kentucky
8	60	Don Lynch	LeMoyné
9	67	Bernie Findlay	San Diego State
1957			
1	6	Ben Warley	Tennessee State
2	14	Chris Smith	Virginia Tech
3	28	Charles Osborne	Western Kentucky
4	37	Henry Whitney	Iowa State
5	46	Don Jacobson	South Dakota
6	55	Billy Joe Price	New Mexico St.
7	64	Roger Newman	Kentucky



DRAFT HISTORY

RD	PICK	PLAYER	FROM
8	73	Dave Mills	Seattle
9	81	Rex Tippitt	Grambling
10	88	Pete Chudy	Syracuse
11	96	Dick Sammons	LeMoyné

1962

1	4	Len Chappell	Wake Forest
2	12	Chet Walker	Bradley
3	21	Porter Meriwether	Tennessee St.
4	30	Bob McCully	St. Bonaventure
5	39	John Windsor	Stanford
6	48	Larry Van Eman	Wichita State
7	57	Bob Sharpenter	Georgetown
8	65	Jerry Harkness	Loyola (Ill.)
9	74	Vince Brewer	Iowa State

1963

1	6	Tom Hoover	Villanova
2	15	Hershell West	Grambling
3	24	Jerry Greenspan	Maryland
4	33	Ray Flynn	Providence
5	42	Tony Cerkvenik	Arizona State
6	51	Vince Brewer	Iowa State
7	60	Bill Brown	Howard Payne

1964

1	4	Lucious Jackson	Pan Am.
2	11	Ira Harge	New Mexico
3	20	Larry Jones	Toledo
4	29	Frank Corace	LaSalle
5	38	Lou Skurcenski	Westminster
6	47	Rick Kaminski	Yale
7	56	Gordon Hatton	Dayton
8	65	Bob Pelkington	Xavier
9	73	Jim Brennan	Clemson
10	80	Wylie Briggs	NC A&T
11	87	Tom Lowry	West VA
12	91	Julius Myers	Morris-Brown

1965

1	4	Billy Cunningham	UNC
2	9	Jesse Branson	Elon
3	18	Bob Weiss	Penn State
4	27	Henry Finkel	Dayton
5	36	Richie Moore	Villanova
6	45	Mitch Edwards	Pan American
7	54	John Young	Midwestern
8	62	Bob Barnek	St. Bonaventure
9	69	Gene West	Drake
10	75	Dean Church	SW Louisiana
11	81	Curt Fromal	LaSalle
12	87	Dan Anderson	Augsburg
13	92	Rich Parks	Tulsa
14	97	Jack Morgenthal	Houston
15	101	James Pitts	Georgia
16	105	Larry Rafferty	Fairfield

1966

1	9	Matt Goukas	St. Joseph's
2	19	Bill Melchionni	Villanova
3	29	Don Freeman	Illinois
4	39	Ken Wilburn	Central State
5	49	Tom Duff	St. Joseph's
6	59	Austin Robbins	Tennessee
9	83	Pat Caldwell	Rockhurst
10	90	Bob Bedell	Stanford

1967

RD	PICK	PLAYER	FROM
1	12	Craig Raymond	BYU
5	53	Jim Reid	Winston-Salem
6	65	Tim Powers	Creighton
7	77	Frank Card	S. Carolina State
8	89	Jim Connelly	Virginia
9	100	Ron Filipek	Tenn. Tech
10	111	Butch Erwin	Niagara
11	121	Ted Campbell	NC A&T
12	131	Hubie Marshall	LaSalle
13	139	George Mack	NC A&T
14	145	W. Brabender	Minn(Morris)
15	151	Sherman Dillard	Tulsa
16	156	Warren Chapman	W. Kentucky
17	159	Gary Paulk	Oklahoma State

1968

1	14	Shaler Halimon	Utah State
5	62	Larry Miller	North Carolina
6	76	Chuck Williams	Colorado
7	90	Bill Jones	Fairfield
8	104	Melvin Jones	Albany State
9	118	Clarence Brookins	Temple
10	132	Greg Cisson	Rider
11	145	Billy Soens	Miami
12	158	Ted Campbell	NC A&T
13	170	Earl Seyferth	Kansas State
14	181	Tom Youngdale	Davidson
15	189	George Mack	NC A&T
16	197	Joe Crews	Villanova
17	203	Nate Ware	Tennessee State

1969

1	13	Bud Ogden	Santa Clara
2	28	Willie Taylor	Lemoyné
3	42	Mike Grosso	Louisville
4	56	Dave Scholz	Illinois
5	70	Joe Cromer	Temple
6	84	John Jones	Villanova
7	98	Dave Hamilton	WV State
8	112	Jim Bowles	Trinity (Texas)
9	126	Larry Lewis	St. Francis (Pa.)
10	140	Bill Justus	Tennessee
11	154	Bruce Sloan	Kansas
12	167	Roland Taylor	LaSalle

1970

1	12	Al Henry	Wisconsin
3	46	Dennis Awtrey	Santa Clara
4	63	Dan Crenshaw	Ala. State
5	80	Perry Wallace	Vanderbilt
6	97	Jerry Venable	Kansas State
7	114	Carl Poole	Textile
8	112	Fran O'Hanlon	Villanova
9	148	Mike Hauer	St. Joseph's
10	165	Gordon Stiles	American
11	180	Dave Whitley	Tufts

1971

1	12	Dana Lewis	Tulsa
2	33	Marvin Stewart	Nebraska
3	46	Dave Wohl	Penn
4	63	Erwin Johnson	Augusta
5	80	Richard Hood	Phillips
6	97	Jake Jones	Assumption
7	114	Curtis Ford	NE Okla. State
8	131	Barry Yates	Maryland
9	147	Tom Lee	Arizona
10	163	Jim Dinwiddle	Kentucky
11	178	Dana Pagett	USC
12	191	Ken Kowall	Ohio
13	203	Hank Commodore	NW Okla.

HISTORY

DRAFT HISTORY

RD PICK PLAYER FROM

1972

1	5	Fred Boyd	Oregon State
3	36	Charlie Tharp	Bellhaven
4	52	Marshall Wingate	Niagara
5	69	Joe Bynes	Ark. A,M&N
6	85	John Glover	Wiley
7	103	Curtis Pritchett	St. Aug.
8	118	Jim Kopp	Rockhurst
9	135	Rod Murray	LA State
10	147	Gary Watson	Wisconsin

1973

1	1	Doug Collins	Illinois State
1	4	*Mike Bantom	St. Joseph's
1	18	Raymond Lewis	LA State
2	21	Allan Bristow	Va. Tech
2	22	George McGinnis	Indiana
2	32	Caldwell Jones	Albany St.
4	53	Darryl Minnifield	New Mexico
5	70	Reggie Royals	Fla. State
6	87	Sterling Wright	Lincoln
7	104	James Greene	KY Wesleyan
8	121	Dave Langston	Drake
9	138	Harold Catchings	Har-Sim
10	152	Abe Steward	Jacksonville
11	166	Rod Freeman	Vanderbilt
12	175	Connie Warren	Xavier
13	183	Jim Crawford	LaSalle
14	189	Ernie Johnson	Michigan
15	194	Lionel Harris	Cincinnati
16	199	Larry Robinson	Tennessee
17	203	Tony Prince	St. John's

* Disallowed

1974

1	2	Marvin Barnes	Providence
2	19	Don Smith	Dayton
3	37	Coniel Norman	Arizona
3	42	Harvey Catchings	Har-Sim
4	55	Lawyer Taylor	Jacksonville
5	73	Gary Crowthers	Har-Sim
6	91	Mike Westra	USC
7	109	Dave Stoczynski	Gannon
8	127	Jimmy Powell	MTSU
9	145	Perry Warbington	Ga. Southern
10	162	Larry Witherspoon	Towson

1975

1	5	Darryl Dawkins	Evans HS
2	23	Lloyd Free	Guilford
3	39	Jim Baker	Hawaii
3	41	Charles Cleveland	Alabama
4	59	Louis Dunbar	Houston
5	77	Ken Tyler	Gonzaga
6	95	Ken Alston	Valdosta State
7	113	Mike Flynn	Kentucky
8	131	Freeman Blade	E. Montana
9	148	Larry Haralson	Drake
10	164	Rick Reed	Azusa Pacific

1976

1	12	Terry Furlow	Mich. State
2	---	*Melvin Bennett	Pitt.
3	47	Ron Norwood	DePaul
4	64	Freeman Blade	E. Montana
5	81	Jeff Brown	Missouri Western
6	99	Mike Dunleavy	S. Carolina
7	117	Phil Walker	Millersville
8	135	Lee Dixon	Hardin-Simmons
9	152	James Williams	Austin-Peay

RD PICK PLAYER FROM

10 168 Ed Stefanski Penn

*Chosen in supplementary draft of ABA players

1977

1	20	Glenn Mosley	Seton Hall
2	25	Wilson Washington	Old Dominion
2	42	Robert Elliott	Arizona
2	43	Herman Harris	Arizona
3	65	Arnold Dugger	Oral Roberts
4	86	Jeff Jonas	Utah
5	108	Teko Wynder	Tulsa
6	129	George Gibson	Winston-Salem
7	49	Dennis Forrest	Nebraska
8	68	John Olive	Villanova

1978

2	36	Maurice Cheeks	W. Tex. St.
2	43	Glenn Hagan	St. Bon.
4	87	Brett Vroman	UNLV
5	107	Mark Haymore	UMass
6	130	Osborne Lockhart	Minnesota
7	151	Anthony Murray	Alabama
8	169	Allan Cunningham	Colorado St.
10	201	Dennis James	Widener

1979

1	16	Jim Spanarkel	Duke
2	36	Clint Richardson	Seattle
2	37	Bernard Toone	Marquette
3	58	Earl Cureton	Detroit
4	83	Mike Niles	CS (Fullerton)
5	103	Carl McPipe	Nebraska
6	136	Dan Hartshorne	Oregon
7	142	Bobby Willis	Penn
8	163	Rick Raivio	Portland
9	180	Coby Leavitt	Utah
10	198	Keith McCord	UAB

1980

1	8	Andrew Toney	SW Louisiana
1	21	Monti Davis	Tennessee State
2	44	Clyde Austin	NC State
3	67	Reggie Gaines	Winston-Sal. St.
4	85	Billy Bryant	W. Kentucky
4	90	Harold Hubbard	Savannah St.
5	113	Jim Swaney	Toledo
6	136	Donald Cooper	St. Augustine's
7	159	Richard Smith	Weber State
8	177	Martin Lemelle	Grambling
9	198	Luke Griffin	St. Joseph's
10	213	Joe Hand	King's (Pa.)

1981

1	22	Franklin Edwards	Cleveland St.
2	46	Vernon Smith	Texas A&M
3	68	Ernest Graham	Maryland
4	92	Rynn Wright	Texas A&M
5	114	Steve Craig	BYU
6	138	Mike Thomas	North Park
7	160	John Crawford	Kansas
8	183	Frank Gilroy	St. John's
9	202	Ron Wister	Temple
10	223	Pete Mullenberg	Delaware

1982

1	22	Mark McNamara	Cal
2	36	Mitchell Anderson	Bradley
2	45	Russ Schoene	Tenn.-Chattanooga
3	68	Dale Solomon	Va. Tech



DRAFT HISTORY

RD	PICK	PLAYER	FROM
4	74	Bruce Atkins	Duquesne
5	114	Donald Mason	Fresno State
6	137	Kevin Boyle	Iowa
7	160	Keith Hilliard	SW Missouri
8	183	Donald Seals	Jackson State
9	204	George Melton	Cheyney State
10	224	Randy Burkert	Drexel

1983

1	17	Leo Rautins	Syracuse
2	47	Ken Lyons	N. Texas State
3	64	Claude Riley	Texas A&M
3	70	Dan Ruland	James Madison
4	74	Kalpatrick Wells	Miss. State
4	93	Craig Robinson	Princeton
5	116	Mike Milligan	Tenn. State
6	139	Sedale Threatt	WV Tech
7	162	Tony Bruin	Syracuse
8	184	Gordon Austin	American
9	206	Charles Fischer	JMU
10	228	Norm Horvitz	Phila. Phar.

1984

1	5	Charles Barkley	Auburn
1	10	Leon Wood	Cal State (Full.)
1	22	Tom Sewell	Lamar
3	48	James Banks	Georgia
3	68	Earl "Butch" Graves	Yale
4	91	Earl Harrison	Morehead St.
5	114	Dan Federmann	Tennessee
6	137	Gary Springer	Iona
7	160	Richard Congo	Drexel
8	183	Frank Dobbs	Villanova
9	205	Mike Mitchell	Drexel
10	227	Martin Clark	Boston College

1985

1	21	Terry Catledge	South Alabama
2	33	Greg Stokes	Iowa
2	44	Voise Winters	Bradley
3	67	Steve Black	LaSalle
4	90	Derrick Gervin	Texas-SA
5	113	Carl Wright	SMU
6	136	Daryl Lloyd	Drake
7	159	Jaye Andrews	Bucknell

1986

2	44	David Wingate	Georgetown
3	56	Keith Colbert	Virginia Tech
3	67	Ron Rowan	St. John's
4	90	Wes Stallings	ETSU
5	113	Kevin Holmes	DePaul
6	136	Andre McCloud	Seton Hall
7	159	Dan Palombizio	Ball State

1987

1	16	Chris Welp	Washington
2	39	Vincent Askew	Memphis State
2	43	Andrew Kennedy	Virginia
3	57	Hansi Gnad	Alaska-Anchorage
3	62	Eric Riggins	Rutgers
4	85	Brian Rahilly	Tulsa
5	108	Frank Ross	American
6	131	Tracy Foster	UAB
7	154	Eric Semisch	West Virginia

1988

1	3	Charles Smith	Pittsburgh
2	31	Everette Stephens	Purdue
3	57	Herman Montenegro	LSU

RD	PICK	PLAYER	FROM
----	------	--------	------

1989

1	19	Kenny Payne	Louisville
2	44	Reggie Cross	Hawaii
2	54	Toney Mack	Georgia

1990

2	32	Brian Oliver	Georgia Tech.
2	47	Derek Strong	Xavier (Ohio)

1991

2	44	Alvaro Teheran	Houston
---	----	----------------	---------

1992

1	9	Clarence Weatherspoon	So. Miss.
---	---	-----------------------	-----------

1993

1	2	Shawn Bradley	Brigham Young
2	32	Alphonso Ford	Miss. Valley State

1994

1	6	Sharone Wright	Clemson
1	20	B.J. Tyler	Texas
2	33	Derrick Alston	Duquesne

1995

1	3	Jerry Stackhouse	North Carolina
---	---	------------------	----------------

1996

1	1	Allen Iverson	Georgetown
2	31	Ryan Minor	Oklahoma
2	32	Mark Hendrickson	Washington State
2	48	Jamie Feick	Michigan State

1997

1	2	Keith Van Horn	Utah
2	34	Marko Milic	Slovenia
2	36	Kebu Stewart	Cal-Bakersfield
2	37	James Collins	Florida State

NOTE: Traded Van Horn, Michael Cage, Lucious Harris and Don MacLean to New Jersey for Tim Thomas (7th overall), rights to Anthony Parker, Jim Jackson and Eric Montross.

1998

1	8	Larry Hughes	St. Louis
2	37	Casey Shaw	Toledo

NOTE: Acquired draft rights to Nazr Mohammed (29th overall) from Utah for a future first round pick.

1999

2	47	Todd MacCulloch	Washington
---	----	-----------------	------------

NOTE: Acquired draft rights to Jumaine Jones (27th overall) from Atlanta in exchange for a future first round pick.

2000

1	20	Craig 'Speedy' Claxton	Hofstra
2	48	Mark Karcher	Temple

2001

1	26	Samuel Dalembert	Seton Hall
2	37	Damone Brown	Syracuse
2	57	Alvin Jones	Georgia Tech

2002

1	16	Jiri Welsch	Slovenia
2	45	Sam Clancy	USC*

NOTE: Traded Welsch to Golden State in exchange for future

HISTORY

DRAFT HISTORY

RD PICK PLAYER FROM

protected first round pick and regained 2005 first round pick. Also acquired John Salmons (26th overall), Mark Bryant and draft rights to Randy Holcomb from San Antonio for Speedy Claxton. Also traded their second round pick along with a 2006 second round pick to Atlanta for rights to Efthimios Rentzias (23rd pick in 1996).

2003

2 50 Paccelis Morlende France*

NOTE: Traded Morlende and cash considerations to Seattle for Willie Green (41st overall). Also acquired Kyle Korver (51st overall) from New Jersey for cash considerations.

2004

1 9 Andre Iguodala Arizona

2005

2 45 Louis Williams South Gwinnett HS (Ga.)

2006

1 13 Thabo Sefolosha Switzerland*

NOTE: Traded Sefolosha to Chicago for Rodney Carney (16th overall selection), a 2007 second round pick and cash considerations. Also acquired Bobby Jones (37th overall) from Minnesota in exchange for the 76ers second round pick in 2007 and cash considerations. Acquired Edin Bacvic (56th overall) from Toronto in exchange for cash considerations.

2007

1 12 Thaddeus Young Georgia Tech
1 21 Daequan Cook Ohio State*
1 30 Petteri Koponen Finland*
2 38 Kyrylo Fesenko Ukraine*

NOTE: Traded Cook, 2009 second round draft pick and cash to Miami Heat for Jason Smith (21st overall). Traded Koponen to Portland for Derrick Byars (42nd overall) and cash considerations. Traded Fesenko to Utah for Herbert Hill (55th overall) and draft considerations.

2008

1 16 Marreese Speights Florida

2009

1 17 Jrue Holiday UCLA

2010

1 2 Evan Turner Ohio State

2011

1 16 Nikola Vucevic USC
2 50 Lavoy Allen Temple

2012

1 15 Maurice Harkless St. John's
2 45 Justin Hamilton Louisiana State
2 54 Tornike Shengelia Georgia

NOTE: Traded Hamilton and a protected future first round pick to Miami in exchange for the rights to Arnett Moultrie (27th overall). Traded Shengelia to Brooklyn in exchange for cash considerations.

2013

1 11 Michael Carter-Williams Syracuse
2 35 Glen Rice, Jr. NBADL/Georgia Tech
2 42 Pierre Jackson Baylor

NOTE: Acquired the rights to Nerlens Noel (6th overall) and a 2014

RD PICK PLAYER FROM

first round pick from New Orleans in exchange for Jrue Holiday and the rights to Pierre Jackson... Traded Rice, Jr. to Washington in exchange for the rights to Nate Wolters (38th overall) and Arsalan Kazemi (54th overall)... Traded Wolters to Milwaukee in exchange for the rights to Ricky Ledo (43rd overall) and a 2014 second round pick belonging to Houston... Traded Ledo to Dallas in exchange for a 2014 second round pick owned by Brooklyn.

2014

1 3 Joel Embiid Kansas
1 10 Elfrid Payton Louisiana-Lafayette
2 32 K.J. McDaniels Clemson
2 39 Jerami Grant Syracuse
2 47 Russ Smith Louisville
2 52 Vasilije Mijic Serbia
2 54 Nemanja Dangubic Serbia

NOTE: Traded Payton to Orlando in exchange for Dario Šarić (12th overall), a second round pick in 2015 and a future first round pick... Traded Smith to New Orleans in exchange for the rights to Pierre Jackson... Traded Dangubic to San Antonio for Cory Jefferson (60th overall) and Jordan McRae (58th overall)... Traded Jefferson to Brooklyn for cash considerations.

2015

1 3 Jahlii Okafor Duke
2 37 Richaun Holmes Bowling Green
2 47 Arturas Gudaitis Lithuania
2 58 J.P. Tokoto North Carolina
2 60 Luka Mitrovic Serbia

NOTE: Rights to Gudaitis and Mitrovic were traded to Sacramento on July 10 in exchange for Nik Stauskas, Carl Landry, Jason Thompson, a future first round pick and the rights to swap first round picks in 2016 and 2017.

2016

1 1 Ben Simmons Louisiana State
1 24 Timothe Luwawu-Cabarrot France
1 26 Furkan Korkmaz Turkey

2017

1 1 Markelle Fultz Washington
2 36 Jonah Bolden Australia
2 39 Jawun Evans Oklahoma State
2 49 Sterling Brown SMU
2 50 Mathias Lessort France

NOTE: Rights to Brown were traded to Milwaukee on July 6 for cash considerations... Rights to Evans were traded on July 6 to the Clippers for cash considerations

2018

1 10 Mikal Bridges Villanova
1 26 Landry Shamet Wichita State
2 38 Khyri Thomas Creighton
2 39 Isaac Bonga Germany
2 56 Ray Spalding Louisville
2 60 Kostas Antetokounmpo Dayton

NOTE: Rights to Bridges were traded to Phoenix on June 21 for the rights to Zhaire Smith and Miami's 2021 first round draft pick... Rights to Thomas were traded to Detroit on June 21 for 2021 second round draft pick and 2023 second round draft pick... Rights to Bonga were traded to L.A. Lakers on July 6 for cash considerations and Chicago's 2019 second round draft pick... Rights to Spalding and Antetokounmpo were traded to Dallas on June 22 for the rights to Shake Milton.



DRAFT HISTORY

RD PICK PLAYER FROM

2019

1	20	Matisse Thybulle	Washington
1	24	Ty Jerome	Virginia
2	33	Carsen Edwards	Purdue
2	34	Bruno Fernando	Maryland
2	42	Admiral Schofield	Tennessee
2	54	Marial Shayok	Iowa State

NOTE: The 76ers sent their 24th and 33rd overall picks to the Boston Celtics to move up to number 20 and select Thybulle on June 21. The 24th pick was then dealt to the Phoenix Suns by the Celtics after receiving that pick from the Sixers to draft Jerome. The Celtics used their 33rd overall pick and drafted Edwards. The rights to the 34th round pick was sent to the Atlanta Hawks for two second-round draft picks, which they used to draft Fernando. The Sixers also traded Schofield along with Jonathon Simmons to the Wizards in exchange for cash.

HISTORY

ALL-TIME SEASON-BY-SEASON STATISTICS

	G	W	L	FGM	FGA	FG%	3P	3PM	3P%	FTM	FTA	FT%
1949-50	64	51	13	1869	5276	.354	—	—	—	1691	2396	.706
1950-51	66	32	34	1884	5365	.351	—	—	—	1912	2634	.726
1951-52	66	40	26	1894	5207	.364	—	—	—	1933	2589	.747
1952-53	71	47	24	1942	5329	.364	—	—	—	2197	2950	.745
1953-54	72	42	30	2054	5579	.368	—	—	—	1905	2650	.719
1954-55	72	43	29	2360	6343	.372	—	—	—	1837	2450	.750
1955-56	72	35	37	2466	6661	.370	—	—	—	2044	2703	.756
1956-57	72	38	34	2550	6915	.369	—	—	—	2075	2613	.794
1957-58	72	41	31	2823	7336	.385	—	—	—	2075	2617	.793
1958-59	72	35	37	3050	7490	.407	—	—	—	2046	2642	.775
1959-60	75	45	30	3406	8135	.419	—	—	—	2105	2687	.783
1960-61	79	38	41	3654	8746	.418	—	—	—	2278	2948	.773
1961-62	80	41	39	3706	8885	.417	—	—	—	2246	2890	.777
1962-63	80	48	32	3690	8300	.445	—	—	—	2350	3005	.782
1963-64	80	34	46	3394	8116	.418	—	—	—	2184	2851	.766
1964-65	80	40	40	3391	8028	.422	—	—	—	2221	3011	.738
1965-66	80	55	25	3650	8189	.446	—	—	—	2087	3141	.664
1966-67	81	68	13	3912	8103	.483	—	—	—	2319	3411	.680
1967-68	82	62	20	3965	8414	.471	—	—	—	2121	3338	.635
1968-69	82	55	27	3754	8274	.454	—	—	—	2238	3087	.725
1969-70	82	42	40	3915	8345	.469	—	—	—	2168	2884	.752
1970-71	82	47	35	3608	8026	.450	—	—	—	2199	2967	.741
1971-72	82	30	52	3577	8057	.444	—	—	—	2049	2825	.725
1972-73	82	9	73	3471	8264	.420	—	—	—	1598	2130	.750
1973-74	82	25	57	3371	7702	.432	—	—	—	1633	2118	.771
1974-75	82	34	48	3325	7476	.445	—	—	—	1530	2043	.749
1975-76	82	46	36	3462	7752	.447	—	—	—	1811	2469	.733
1976-77	82	50	32	3511	7322	.480	—	—	—	2012	2732	.736
1977-78	82	55	27	3628	7471	.486	—	—	—	2153	2863	.752
1978-79	82	47	35	3584	7338	.488	—	—	—	1815	2411	.753
1979-80	82	59	23	3523	7156	.492	27	125	.216	1876	2431	.772
1980-81	82	62	20	3636	7073	.514	19	84	.226	1865	2427	.768
1981-82	82	58	24	3616	6974	.518	41	139	.295	1846	2471	.747
1982-83	82	65	17	3600	7212	.499	25	109	.229	1966	2650	.742
1983-84	82	52	30	3384	6833	.495	29	107	.271	2041	2706	.754
1984-85	82	58	24	3443	6992	.492	59	224	.263	2316	2883	.803
1985-86	82	54	28	3435	7058	.487	51	224	.228	2130	2810	.758
1986-87	82	45	37	3335	6792	.491	88	340	.259	1971	2617	.753
1987-88	82	36	46	3214	6785	.474	152	471	.325	2087	2731	.764
1988-89	82	46	36	3500	7201	.486	204	646	.316	1970	2504	.787
1989-90	82	53	29	3437	7028	.489	189	543	.348	1976	2509	.788
1990-91	82	44	38	3289	6925	.475	195	618	.316	1868	2366	.790
1991-92	82	35	47	3187	6761	.471	227	680	.334	1757	2267	.775
1992-93	82	26	56	3225	7075	.456	330	941	.351	1776	2259	.786
1993-94	82	25	57	3103	6819	.455	318	942	.338	1509	2112	.714
1994-95	82	24	58	2949	6577	.448	355	936	.379	1567	2125	.737
1995-96	82	18	64	2796	6418	.436	492	1438	.342	1662	2263	.734
1996-97	82	22	60	3003	6850	.438	433	1356	.319	1776	2450	.725
1997-98	82	31	51	2837	6409	.443	243	810	.300	1734	2352	.737
1998-99	50	28	22	1656	3883	.426	98	371	.264	1073	1486	.722
1999-00	82	49	33	2993	6776	.442	208	643	.323	1577	2226	.708
2000-01	82	56	26	2902	6487	.447	262	803	.326	1697	2277	.745
2001-02	82	43	39	2804	6436	.436	214	715	.299	1639	2104	.779
2002-03	82	48	34	2975	6640	.448	245	787	.311	1746	2256	.775
2003-04	82	33	49	2682	6260	.428	339	992	.342	1512	2009	.753
2004-05	82	43	39	2946	6736	.437	505	1453	.348	1731	2194	.789
2005-06	82	38	44	3001	6546	.458	375	1031	.364	1770	2330	.760
2006-07	82	35	47	2932	6408	.458	284	823	.345	1637	2135	.767
2007-08	82	40	42	3056	6648	.460	302	952	.317	1509	2137	.706
2008-09	82	41	41	2997	6532	.459	341	1072	.318	1652	1927	.745
2009-10	82	27	55	3087	6706	.460	474	1381	.343	1366	1808	.756
2010-11	82	41	41	3125	6776	.461	443	1248	.355	1426	1851	.770
2011-12	66	35	31	2471	5516	.448	349	963	.362	889	1198	.742
2012-13	82	34	48	3059	6895	.444	518	1438	.360	1004	1752	.760
2013-14	82	19	63	3108	7150	.435	577	1847	.312	1362	1918	.754
2014-15	82	18	64	2765	6777	.408	692	2160	.320	1320	1953	.676
2015-16	82	10	72	2970	6887	.431	764	2255	.339	1284	1850	.694
2016-17	82	28	54	3088	6992	.442	831	2443	.340	1393	1806	.771
2017-18	82	52	30	3349	7098	.472	901	2445	.369	1405	1868	.752
2018-19	82	51	31	3407	7233	.471	889	2474	.359	1742	2258	.771



ALL-TIME SEASON-BY-SEASON STATISTICS

	Off.	Def.	REB	A	PF	DQ	STL	BS	TO	PTS	PPG	OPTS	OPPG
1949-50	—	—	—	1473	1833	—	—	—	—	5429	84.8	4907	76.7
1950-51	—	—	3259	1493	1995	64	—	—	—	5680	86.1	5644	85.5
1951-52	—	—	3603	1373	1970	49	—	—	—	5721	86.7	5427	82.2
1952-53	—	—	3472	1459	2132	49	—	—	—	6081	85.6	5775	81.3
1953-54	—	—	3652	1541	1852	28	—	—	—	6013	83.5	5660	78.6
1954-55	—	—	3933	1778	1658	20	—	—	—	6557	91.1	6457	89.7
1955-56	—	—	4060	1710	1783	32	—	—	—	6976	96.9	6975	96.9
1956-57	—	—	4350	1282	1809	34	—	—	—	7175	99.7	7277	101.1
1957-58	—	—	4895	1298	1820	28	—	—	—	7721	107.2	7564	105.1
1958-59	—	—	4900	1340	1961	44	—	—	—	8146	113.1	7855	109.1
1959-60	—	—	5404	1776	1940	39	—	—	—	8917	118.9	8730	116.4
1960-61	—	—	5726	1824	2279	43	—	—	—	9586	121.3	9416	119.2
1961-62	—	—	5759	1791	2344	53	—	—	—	9568	120.7	9473	118.4
1962-63	—	—	5511	1842	2179	33	—	—	—	9730	121.6	9247	117.8
1963-64	—	—	5132	1543	2251	38	—	—	—	8972	112.2	9821	116.5
1964-65	—	—	5246	1692	2096	53	—	—	—	9003	112.5	9015	112.7
1965-66	—	—	5652	1905	2094	39	—	—	—	9387	117.3	9103	112.7
1966-67	—	—	5701	2138	1906	30	—	—	—	10,143	125.2	9378	115.8
1967-68	—	—	5914	2197	1851	24	—	—	—	10,051	122.6	9346	114.0
1968-69	—	—	5216	1914	2145	43	—	—	—	9746	118.9	9332	113.8
1969-70	—	—	5200	2127	2196	47	—	—	—	9998	121.9	9718	118.5
1970-71	—	—	4437	1976	2168	34	—	—	—	9415	114.8	9288	113.3
1971-72	—	—	4318	1920	2203	50	—	—	—	9203	112.2	9504	115.9
1972-73	—	—	4174	1688	1984	28	—	—	—	8540	104.1	9531	116.2
1973-74	1182	2626	3808	1799	1964	25	756	220	1665	8295	101.2	8817	107.5
1974-75	1200	2706	3906	1709	1974	34	576	263	1591	8180	99.8	8431	102.8
1975-76	1385	2684	4069	1658	2187	35	809	367	1729	8735	106.5	8714	106.3
1976-77	1293	2752	4045	1966	2074	18	814	561	1915	9034	110.2	8711	106.2
1977-78	1299	2694	3993	2220	2188	20	800	548	1752	9409	114.7	8987	109.6
1978-79	1149	2712	3861	2253	2072	26	779	599	1771	8983	109.5	8831	107.7
1979-80	1187	2635	3822	2226	1860	17	792	652	1708	8949	109.1	8603	104.9
1980-81	1091	2618	3709	2369	2061	21	857	591	1702	9156	111.7	8512	103.8
1981-82	1031	2389	3420	2264	2183	18	856	622	1474	9119	111.2	8649	105.5
1982-83	1334	2596	3930	2016	4041	11	812	577	1627	9191	112.1	8562	104.4
1983-84	1181	2382	3563	2032	2040	13	807	653	1628	8838	107.8	8658	105.6
1984-85	1301	2364	3665	1999	1971	11	817	534	1575	9261	112.9	8925	108.8
1985-86	1326	2378	3704	2017	1798	13	862	490	1595	9051	110.4	8858	108.0
1986-87	1178	2327	3505	1943	1774	15	768	540	1519	8729	106.5	8745	106.6
1987-88	1219	2307	3526	1897	1866	20	672	465	1433	8667	105.7	8785	107.1
1988-89	1143	2356	3499	2110	1721	8	689	354	1214	9174	111.9	9051	110.4
1989-90	1111	2406	3517	1932	1697	10	687	365	1209	9039	110.2	8630	105.2
1990-91	984	2496	3480	1824	1629	11	678	479	1230	8641	105.4	8656	105.6
1991-92	1058	2309	3367	1755	1582	8	692	482	1238	8358	101.9	8462	103.2
1992-93	1031	2431	3462	2038	1604	9	672	566	1362	8556	104.3	9029	110.1
1993-94	1012	2394	3406	1827	1488	7	663	525	1368	8033	98.0	8568	105.6
1994-95	1105	2230	3335	1566	1835	34	643	576	1355	7820	95.4	8236	100.4
1995-96	1031	2161	3192	1629	1777	16	643	420	1414	7746	94.5	8566	104.5
1996-97	1267	2355	3622	1695	1733	24	683	394	1437	8215	100.2	8715	106.7
1997-98	1125	2294	3419	1729	1878	16	729	490	1354	7651	93.3	7847	95.7
1998-99	729	1428	2157	934	1152	18	542	271	822	4483	89.7	4380	87.6
1999-00	1147	2468	3615	1817	1939	17	791	386	1284	7771	94.8	7661	93.4
2000-01	1075	2600	3675	1692	1673	11	690	408	2927	763	94.7	7412	90.4
2001-02	1092	2534	3626	1638	1645	7	705	363	1256	7461	91.0	7330	89.4
2002-03	1042	2415	3457	1771	1804	19	844	284	1212	7941	96.8	7752	94.5
2003-04	941	2408	3349	1640	1701	11	654	358	1307	7215	88.0	7419	90.5
2004-05	909	2536	3445	1710	1878	19	756	321	1274	8128	99.1	8189	99.9
2005-06	873	2425	3298	1653	1712	18	651	404	1159	8147	99.4	8307	101.3
2006-07	899	2353	3252	1669	1671	14	590	390	1258	7785	94.9	8033	98.0
2007-08	1067	2370	3437	1673	1620	7	712	400	1172	7923	96.6	7889	96.2
2008-09	1039	2336	3375	1647	1650	5	658	415	1157	7987	97.4	7981	97.3
2009-10	941	2421	3362	1723	1677	10	667	439	1192	8014	97.7	8334	101.6
2010-11	850	2578	3428	1861	1592	10	621	355	1063	8119	99.0	7996	97.5
2011-12	704	2144	2848	1453	1157	7	526	340	738	6180	93.6	5900	89.4
2012-13	896	2493	3389	1867	1505	6	609	384	1070	7640	93.2	7914	96.5
2013-14	949	2556	3505	1791	1844	12	765	330	1384	8155	99.5	9012	109.9
2014-15	978	2536	3514	1683	1778	10	789	487	1453	7542	92.0	8278	101.0
2015-16	777	2605	3382	1765	1780	—	680	495	1343	7988	97.4	8827	107.6
2016-17	807	2706	3513	1949	1793	—	692	420	1366	8400	102.4	8867	108.1
2017-18	893	2996	3889	2221	1811	—	682	420	1353	9004	102.4	8635	109.8
2018-19	892	3025	3917	2207	1745	6	606	432	1223	9445	115.2	9224	112.5

HISTORY

SEASON-BY-SEASON RECORD BREAKDOWN

YEAR	COACH	W-L	PCT.	HOME	AWAY	NEUTRAL	GB	POS
1949-50	Al Cervi	51-13	.797	31-1	15-12	5-0	--	1st
1950-51	Al Cervi	32-34	.485	24-9	8-25		8	4th
1951-52	Al Cervi	40-26	.606	26-7	12-18	2-1	--	1st
1952-53	Al Cervi	47-24	.662	32-2	10-19	5-3	--	2nd
1953-54	Al Cervi	42-30	.583	26-6	11-18	5-6	2	T-2nd
1954-55	Al Cervi	43-29	.597	25-7	10-16	8-6	--	1st*
1955-56	Al Cervi	35-37	.486	23-8	9-19	3-10	10	3rd
1956-57	Al Cervi-Paul Seymour	38-34	.528	22-9	12-19	4-6	6	2nd
1957-58	Paul Seymour	41-31	.569	26-5	9-21	6-5	8	2nd
1958-59	Paul Seymour	35-37	.486	19-12	12-17	4-8	17	3rd
1959-60	Paul Seymour	45-30	.600	26-4	11-19	8-7	14	3rd
1960-61	Alex Hannum	38-41	.481	19-9	8-21	11-11	19	3rd
1961-62	Alex Hannum	41-39	.512	18-10	11-19	12-10	19	3rd
1962-63	Alex Hannum	48-32	.600	23-5	13-19	12-8	10	2nd
1963-64	Dolph Schayes	34-46	.425	18-12	12-22	4-12	25	3rd
1964-65	Dolph Schayes	40-40	.500	13-12	9-21	18-7	22	3rd
1965-66	Dolph Schayes	55-25	.688	22-3	20-17	13-5	--	1st
1966-67	Alex Hannum	68-13	.840	28-2	26-8	14-3	--	1st*
1967-68	Alex Hannum	62-20	.756	27-8	25-12	10-0	--	1st
1968-69	Jack Ramsay	55-27	.671	26-8	24-16	5-3	2	2nd
1969-70	Jack Ramsay	42-40	.512	22-16	16-22	4-2	18	4th
1970-71	Jack Ramsay	47-35	.573	24-15	21-18	2-2	5	2nd
1971-72	Jack Ramsay	30-52	.366	14-23	14-26	2-3	26	3rd
1972-73	Roy Rubin-Kevin Loughery	9-73	.110	5-27	2-35	2-11	59	4th
1973-74	Gene Shue	25-57	.305	14-23	9-30	2-4	26	4th
1974-75	Gene Shue	34-48	.415	20-21	14-27	-	31	4th
1975-76	Gene Shue	46-36	.561	34-7	12-29	-	8	T-2nd
1976-77	Gene Shue	50-32	.610	32-9	18-23	-	-	1st
1977-78	Gene Shue-Billy Cunningham	55-27	.671	37-4	18-23	-	-	1st
1978-79	Billy Cunningham	47-35	.573	31-10	16-25	-	7	2nd
1979-80	Billy Cunningham	59-23	.720	36-5	23-18	-	2	2nd
1980-81	Billy Cunningham	62-20	.756	37-4	25-16	-	-	T-1st
1981-82	Billy Cunningham	58-24	.707	32-9	26-15	-	-	2nd
1982-83	Billy Cunningham	65-17	.793	35-6	30-11	-	-	1st*
1983-84	Billy Cunningham	52-30	.634	32-9	20-21	-	10	2nd
1984-85	Billy Cunningham	58-24	.707	34-7	24-17	-	5	2nd
1985-86	Matt Guokas	54-28	.659	31-10	23-18	-	13	2nd
1986-87	Matt Guokas	45-37	.549	28-13	17-24	-	14	2nd
1987-88	Matt Guokas-Jim Lynam	36-46	.439	27-14	9-32	-	21	4th
1988-89	Jim Lynam	46-36	.561	30-11	16-25	-	6	2nd
1989-90	Jim Lynam	53-29	.646	34-7	19-22	-	-	1st
1990-91	Jim Lynam	44-38	.537	29-12	15-26	-	12	2nd
1991-92	Jim Lynam	35-47	.427	23-18	12-29	-	16	5th
1992-93	Doug Moe-Fred Carter	26-56	.317	15-26	11-30	-	34	6th
1993-94	Fred Carter	25-57	.305	15-26	10-31	-	32	6th
1994-95	John Lucas	24-58	.293	14-27	10-31	-	33	6th
1995-96	John Lucas	18-64	.220	11-30	7-34	-	42	7th
1996-97	Johnny Davis	22-60	.268	11-30	11-30	-	39	6th
1997-98	Larry Brown	31-51	.378	19-22	12-29	-	24	7th
1998-99	Larry Brown	28-22	.560	17-8	11-14	-	5	3rd
1999-00	Larry Brown	49-33	.598	29-12	20-21	-	3	3rd
2000-01	Larry Brown	56-26	.683	29-12	27-14	-	-	1st
2001-02	Larry Brown	43-39	.524	22-19	21-20	-	9	6th
2002-03	Larry Brown	48-34	.585	25-16	23-18	-	2	4th
2003-04	Randy Ayers-Chris Ford	33-49	.402	21-20	12-29	-	14	5th
2004-05	Jim O'Brien	43-39	.524	25-16	18-23	-	2	3rd
2005-06	Maurice Cheeks	38-44	.463	23-18	15-26	-	11	2nd
2006-07	Maurice Cheeks	35-47	.427	21-20	14-27	-	12	3rd
2007-08	Maurice Cheeks	40-42	.488	22-19	18-23	-	26	3rd
2008-09	Maurice Cheeks-Tony DiLeo	41-41	.500	24-17	17-24	-	21	2nd
2009-10	Eddie Jordan	27-55	.329	12-29	15-26	-	23	4th
2010-11	Doug Collins	41-41	.500	26-15	15-26	-	15	3rd
2011-12	Doug Collins	35-31	.530	19-14	16-17	-	4	3rd
2012-13	Doug Collins	34-48	.415	23-18	11-30	-	20	4th
2013-14	Brett Brown	19-63	.232	10-31	9-32	-	29	5th
2014-15	Brett Brown	18-64	.220	12-29	6-35	-	31	4th
2015-16	Brett Brown	10-72	.122	7-34	3-38	-	46	5th
2016-17	Brett Brown	28-54	.341	17-24	11-30	-	25	4th
2017-18	Brett Brown	52-30	.634	30-11	22-19	0-1	7	3rd
2018-19	Brett Brown	51-31	.622	31-10	20-21	-	9	3rd
FRANCHISE TOTALS		2857-2693	.515	1645-972	1049-1586	163-135		340
				.629	.340	.547		

HISTORY



SEASON-BY-SEASON MONTHLY RECORD BREAKDOWN

	OCT. W-L	NOV. W-L	DEC. W-L	JAN. W-L	FEB. W-L	MARCH W-L	APRIL W-L	MAY W-L	TOTAL W-L
1949-50	-	13-1	11-3	9-3	11-4	7-2	-	-	51-13
1950-51	-	7-7	7-7	7-7	7-7	4-6	-	-	32-34
1951-52	-	10-3	7-8	12-2	6-8	5-5	-	-	40-26
1952-53	-	9-4	9-7	11-4	10-6	8-3	-	-	47-24
1953-54	0-1	9-7	9-6	11-5	7-9	6-2	-	-	42-30
1954-55	0-1	9-3	8-9	8-8	12-5	6-3	-	-	43-29
1955-56	-	6-6	8-8	6-11	11-7	4-5	-	-	35-37
1956-57	2-0	2-10	6-7	13-7	11-6	4-4	-	-	38-34
1957-58	1-1	6-8	11-5	10-8	10-7	3-2	-	-	41-31
1958-59	1-1	6-9	7-7	11-7	6-10	4-3	-	-	35-37
1959-60	2-2	9-5	7-7	11-9	12-6	4-1	-	-	45-30
1960-61	1-3	5-7	8-8	10-9	12-6	2-8	-	-	38-41
1961-62	3-3	6-7	5-12	11-8	11-6	5-3	-	-	41-39
1962-63	4-1	9-5	6-9	9-8	14-6	6-3	-	-	48-32
1963-64	2-3	6-7	8-7	7-11	7-10	4-8	-	-	34-46
1964-65	3-4	8-6	8-8	8-7	9-7	4-8	-	-	40-40
1965-66	3-0	9-8	9-5	13-4	10-7	11-1	-	-	55-25
1966-67	5-0	15-2	15-1	12-3	11-4	10-3	-	-	68-13
1967-68	5-1	10-6	15-2	8-6	14-2	10-3	-	-	62-20
1968-69	3-2	9-4	14-4	9-7	12-5	8-5	-	-	55-27
1969-70	4-2	6-11	11-6	8-7	7-8	6-6	-	-	42-40
1970-71	6-4	9-8	9-6	10-6	7-6	6-5	-	-	47-35
1971-72	7-2	4-10	4-12	7-7	4-10	4-11	-	-	30-52
1972-73	0-9	2-13	1-13	1-16	5-9	0-13	-	-	9-73
1973-74	2-7	6-8	3-12	4-8	5-11	5-11	-	-	25-57
1974-75	3-3	4-10	7-8	6-9	7-7	7-8	0-3	-	34-48
1975-76	2-1	10-5	9-5	8-8	6-8	7-7	4-2	-	46-36
1976-77	3-2	8-6	7-6	11-3	7-5	11-6	3-4	-	50-32
1977-78	2-3	14-2	6-6	10-3	9-5	12-3	2-5	-	55-27
1978-79	5-1	9-5	9-5	6-7	6-8	9-8	3-1	-	47-35
1979-80	8-1	10-6	9-4	11-3	10-3	11-6	-	-	59-23
1980-81	8-2	15-1	10-4	11-3	10-3	8-7	-	-	62-20
1981-82	2-0	11-1	9-5	8-8	10-2	10-6	8-2	-	58-24
1982-83	2-0	11-3	11-2	14-1	11-1	11-5	5-5	-	65-17
1983-84	2-0	11-3	8-4	8-7	6-9	13-3	4-4	-	52-30
1984-85	3-0	9-4	12-2	12-3	10-4	8-7	4-4	-	58-24
1985-86	2-1	7-7	10-4	11-5	8-4	11-6	5-1	-	54-28
1986-87	1-0	9-4	6-10	10-5	5-7	9-6	5-5	-	45-37
1987-88	-	5-6	7-7	7-9	4-10	9-6	4-8	-	36-46
1988-89	-	10-5	5-9	9-5	6-5	9-7	7-5	-	46-36
1989-90	-	8-4	7-9	12-3	8-5	11-5	7-3	-	53-29
1990-91	-	10-6	9-4	4-9	8-5	9-8	4-6	-	44-38
1991-92	-	7-9	6-7	9-7	5-8	4-11	4-5	-	35-47
1992-93	-	3-8	5-9	9-7	2-9	2-15	5-8	-	26-56
1993-94	-	4-10	6-7	8-7	2-11	1-14	4-8	-	25-57
1994-95	-	4-8	6-10	2-13	4-9	4-10	4-8	-	24-58
1995-96	-	2-10	3-12	3-12	3-10	3-14	4-6	-	18-64
1996-97	-	7-8	1-12	2-14	5-7	5-9	2-10	-	22-60
1997-98	0-1	4-8	3-12	7-8	5-8	7-9	5-5	-	31-51
1998-99	-	-	-	-	8-5	7-9	11-6	2-2	28-22
1999-00	-	8-8	9-7	7-5	7-5	11-5	7-3	-	49-33
2000-01	1-0	11-2	9-6	13-3	9-5	7-6	6-4	-	56-16
2001-02	0-1	7-6	5-11	11-4	5-6	10-7	5-4	-	43-39
2002-03	1-1	13-3	5-8	6-10	8-2	11-5	4-5	-	48-34
2003-04	1-1	8-8	5-9	6-9	4-9	8-7	1-6	-	33-49
2004-05	-	6-7	7-8	8-8	5-6	9-7	8-3	-	43-39
2005-06	-	8-8	7-7	8-7	5-6	5-10	5-6	-	38-44
2006-07	-	5-9	3-13	7-10	5-6	9-6	6-3	-	35-47
2007-08	0-1	5-9	9-7	4-11	8-5	11-4	3-5	-	40-42
2008-09	1-1	6-9	6-8	10-5	6-6	9-6	3-6	-	41-41
2009-10	2-1	3-12	4-10	7-8	6-5	4-13	1-6	-	27-55
2010-11	0-3	5-10	8-7	8-6	9-3	9-7	2-5	-	41-41
2011-12	-	-	2-2	13-4	6-9	8-8	6-8	-	35-31
2012-13	1-0	9-6	4-11	5-9	3-8	8-9	4-5	-	34-48
2013-14	1-0	5-11	3-10	6-11	0-11	1-15	3-5	-	19-63
2014-15	0-2	0-14	4-10	6-12	3-7	5-12	0-7	--	18-64
2015-16	0-2	0-16	3-13	4-10	1-11	1-14	1-6	-	10-72
2016-17	0-2	4-12	4-10	10-5	4-8	6-11	0-6	--	28-54
2017-18	3-4	9-5	5-10	7-5	8-3	13-3	7-0	--	52-30
2018-19	4-4	12-4	7-6	11-4	6-4	9-5	2-4	--	51-31
TOTALS	112-85	502-456	486-515	571-478	500-447	482-468	178-205		2857-2693
Winning Pct.	.569	.524	.486	.544	.528	.507	.465		.515

*denotes NBA Championship

HISTORY

OPENING NIGHT STARTING LINEUPS (SINCE 1963-64)

SEASON	GUARD	GUARD	FORWARD	FORWARD	CENTER
1963-64	Greer	Costello	Shaffer	Walker	Kerr
1964-65	Greer	Neumann	Walker	Greenspan	Kerr
1965-66	Greer	Bianchi	Walker	Jackson	Chamberlain
1966-67	Greer	Costello	Jackson	Walker	Chamberlain
1967-68	Greer	W. Jones	Jackson	Walker	Chamberlain
1968-69	Greer	W. Jones	Walker	Cunningham	Jackson
1969-70	Greer	Clark	Washington	Cunningham	Jackson
1970-71	Clark	W. Jones	Cunningham	Washington	Jackson
1971-72	Clark	Greer	Cunningham	Washington	Jackson
1972-73	Carter	Greer	Bridges	Block	Awtrey
1973-74	Carter	Boyd	Van Arsdale	Mix	Ellis
1974-75	Boyd	Collins	Mix	Van Arsdale	Ellis
1975-76	Carter	Collins	Cunningham	McGinnis	Catchings
1976-77	Collins	Free	McGinnis	Mix	Catchings
1977-78	Bibby	Collins	McGinnis	Mix	Dawkins
1978-79	Cheeks	Collins	Erving	B. Jones	C. Jones
1979-80	Collins	Cheeks	Erving	C. Jones	Dawkins
1980-81	Cheeks	Collins	Erving	C. Jones	Dawkins
1981-82	Cheeks	Hollins	Erving	C. Jones	D. Dawkins
1982-83	Cheeks	Toney	Erving	Iavaroni	Malone
1983-84	Cheeks	Toney	Erving	Iavaroni	Malone
1984-85	Cheeks	Toney	Erving	Iavaroni	Malone
1985-86	Cheeks	Thompson	Barkley	Erving	Malone
1986-87	Erving	Cheeks	Hinson	Barkley	Ruland
1987-88	Cheeks	Wingate	Hinson	Barkley	McCormick
1988-89	Cheeks	Hawkins	Robinson	Barkley	Gminski
1989-90	Hawkins	J. Dawkins	Barkley	Payne	Gminski
1990-91	J. Dawkins	Hawkins	Barkley	Mahorn	Gminski
1991-92	J. Dawkins	Hawkins	Anderson	Barkley	Gilliam
1992-93	Hornacek	Hawkins	Weatherspoon	Gilliam	Lang
1993-94	Dawkins	Hornacek	Weatherpoon	Kidd	Bradley
1994-95	Barros	Malone	Weatherspoon	Wright	Bradley
1995-96	Maxwell	Stackhouse	Dumas	Weatherspoon	Bradley
1996-97	Stackhouse	Iverson	Jim Jackson	Weatherspoon	Coleman
1997-98	Stackhouse	Iverson	Jim Jackson	Weatherspoon	Coleman
1998-99	Iverson	Snow	Lynch	Ratliff	Geiger
1999-00	Iverson	Snow	Lynch	Owens	Hill
2000-01	Iverson	Snow	Hill	Lynch	Ratliff
2001-02	Bell	Claxton	Coleman	Harpring	Mutombo
2002-03	Iverson	Snow	McKie	Van Horn	MacCulloch
2003-04	Iverson	Snow	Salmons	Thomas	Coleman
2004-05	Iverson	McKie	Iguodala	Thomas	Jackson
2005-06	Iverson	Iguodala	Korver	Webber	Hunter
2006-07	Ollie	Iverson	Iguodala	Webber	Dalembert
2007-08	Miller	Green	Iguodala	Evans	Dalembert
2008-09	Miller	Iguodala	Young	Brand	Dalembert
2009-10	Williams	Iguodala	Young	Brand	Dalembert
2010-11	Holiday	Iguodala	Kapono	Brand	Hawes
2011-12	Holiday	Meeks	Iguodala	Brand	Hawes
2012-13	Holiday	Richardson	Turner	T. Young	Allen
2013-14	Carter-Williams	Anderson	Turner	Young	Hawes
2014-15	Wroten	Thompson	Johnson	Noel	Sims
2015-16	Canaan	Sampson	Thompson	Noel	Okafor
2016-17	Rodriguez	Henderson	Covington	Saric	Embiid
2017-18	Bayless	Redick	Simmons	Covington	Embiid
2018-19	Fultz	Simmons	Saric	Covington	Embiid



ALL-TIME OPENING GAME RESULTS

FIRST HOME GAME OF SEASON

SYRACUSE NATIONALS

1949-50	W	2,476	vs. Denver*	78-58
1950-51	W	3,476	vs. Fort Wayne*	92-77
1951-52	W	4,520	vs. Fort Wayne*	90-75
1952-53	W	4,026	vs. Philadelphia	117-91
1953-54	W	7,859	vs. Philadelphia	85-61
1954-55	L	3,783	vs. Minneapolis*	97-94
1955-56	W	3,789	vs. Fort Wayne* (OT)	114-113
1956-57	W	3,567	vs. Rochester*	91-75
1957-58	W	7,112	vs. Philadelphia*	103-85
1958-59	W	3,154	vs. Detroit*	103-94
1959-60	L	4,803	vs. Boston*	121-109
1960-61	L	4,677	vs. Philadelphia*	133-123
1961-62	W	3,665	vs. Chicago*	123-103
1962-63	W	5,611	vs. LA Lakers*	108-102

PHILADELPHIA 76ERS

1963-64	L	6,850	vs. Detroit	124-121
1964-65	W	2,260	vs. Detroit*	125-113
1965-66	W	5,190	vs. Detroit	120-103
1966-67	W	8,402	vs. New York*	128-112

(SPECTRUM)

1967-68	W	9,106	vs. LA Lakers*	103-87
1968-69	W	15,244	vs. LA Lakers*	114-96
1969-70	W	10,057	vs. LA Lakers*	131-126
1970-71	W	7,035	vs. Chicago*	110-107
1971-72	W	10,635	vs. Seattle	100-93
1972-73	L	6,257	vs. Seattle	105-100
1973-74	L	4,564	vs. Houston*	104-88
1974-75	W	8,939	vs. New Orleans*	112-99
1975-76	W	18,020	vs. LA Lakers*	117-114
1976-77	L	17,196	vs. San Antonio*	121-118
1977-78	W	14,148	vs. Detroit*	113-96
1978-79	W	18,276	vs. LA Lakers*	110-102
1979-80	W	13,503	vs. Houston	113-105
1980-81	L	15,136	vs. Milwaukee*	106-103
1981-82	W	14,102	vs. Cleveland*	128-104
1982-83	W	18,482	vs. New Jersey	110-99
1983-84	W	16,167	vs. Washington*	117-114
1984-85	W	11,892	vs. Cleveland*	111-101
1985-86	W	8,925	vs. Detroit (OT)	132-125
1986-87	W	10,247	vs. Indiana*	108-104
1987-88	W	12,287	vs. Indiana*	108-95
1988-89	W	13,468	vs. LA Clippers*	123-110
1989-90	L	13,893	vs. Milwaukee*	102-96
1990-91	W	15,678	vs. New Jersey (OT)	112-110
1991-92	L	13,170	vs. Orlando	122-115
1992-93	L	12,608	vs. New Jersey*	114-111
1993-94	W	14,531	vs. Washington*	94-82
1994-95	L	16,114	vs. Milwaukee*	91-86
1995-96	W	18,168	vs. Washington*	105-103

(THE CENTER)

1996-97	L	20,444	vs. Milwaukee*	111-103
1997-98	L	12,199	vs. Milwaukee*	103-88
1998-99	W	20,143	vs. Orlando	95-75
1999-00	W	19,402	vs. Seattle	117-98
2000-01	W	19,817	vs. Toronto	104-98
2001-02	L	20,230	vs. Dallas	99-92
2002-03	W	19,569	vs. Milwaukee	95-93
2003-04	L	18,295	vs. Miami*	89-74
2004-05	L	19,385	vs. Phoenix	98-108
2005-06	L	17,705	vs. Milwaukee* (OT)	108-117
2006-07	W	17,119	vs. Atlanta*	88-75
2007-08	L	19,706	vs. New Jersey	88-93
2008-09	L	15,750	vs. Toronto*	84-95
2009-10	W	14,638	vs. Milwaukee	99-86
2010-11	L	20,389	vs. Miami*	87-97
2011-12	W	19,408	vs. Detroit	96-73
2012-13	W	19,101	vs. Denver*	84-75
2013-14	W	19,523	vs. Miami*	114-110
2014-15	L	19,753	vs. Miami	96-114
2015-16	L	17,122	vs. Utah	71-99
2016-17	L	17,122	vs. Oklahoma City	97-103
2017-18	L	20,816	vs. Boston	92-102

FIRST ROAD GAME OF SEASON

SYRACUSE NATIONALS

1949-50	L	at St. Louis	73-67
1950-51	L	at New York (OT)	74-72
1951-52	L	at Baltimore	91-82
1952-53	L	at Philadelphia* (OT)	86-84
1953-54	L	at Philadelphia*	79-73
1954-55	L	at Boston	107-84
1955-56	L	at Rochester	83-80
1956-57	W	at St. Louis	75-73
1957-58	L	at Cincinnati	110-100
1958-59	W	at Philadelphia	103-98
1959-60	L	at Detroit	117-102
1960-61	L	at St. Louis	123-100
1961-62	L	at St. Louis	110-107
1962-63	W	at New York	123-119

PHILADELPHIA 76ERS

1963-64	W	at Detroit*	117-115
1964-65	L	at St. Louis	126-86
1965-66	W	at Baltimore*	133-101
1966-67	W	at Baltimore	141-112
1967-68	W	Detroit at NY	124-102
1968-69	W	at Baltimore	124-121
1969-70	W	at Cincinnati	134-123
1970-71	W	at Cincinnati	123-105
1971-72	W	at Chicago*	114-100
1972-73	L	at Chicago*	95-89
1973-74	W	at Houston	106-101
1974-75	W	at New York	99-86
1975-76	W	at Chicago*	110-103
1976-77	L	at Buffalo	108-105
1977-78	L	at Portland	98-94
1978-79	W	at Detroit	126-117
1979-80	W	at Washington*	93-92
1980-81	W	at Washington	126-120
1981-82	W	at Atlanta	108-106
1982-83	W	at New York*	104-89
1983-84	W	at Indiana (OT)	124-112
1984-85	W	at Atlanta	111-108
1985-86	W	at New York*	99-89
1986-87	L	at Indiana (2OT)	125-121
1987-88	L	at Chicago	104-94
1988-89	L	at Milwaukee	114-103
1989-90	L	at Minnesota (OT)	125-118
1990-91	W	at Chicago*	124-116
1991-92	L	at Chicago*	110-90
1992-93	L	at New York	89-85
1993-94	L	at Orlando	114-89
1994-95	L	at Orlando	122-107
1995-96	L	at Charlotte	119-108
1996-97	L	at Chicago	115-86
1997-98	L	at Chicago	94-74
1998-99	W	at Charlotte*	78-66
1999-00	L	at San Antonio*	89-76
2000-01	W	at New York*	101-72
2001-02	L	at Minnesota*	83-74
2002-03	L	at Orlando*	95-88
2003-04	L	at Sacramento	100-89
2004-05	W	at Boston*	98-95
2005-06	L	at Detroit	88-108
2006-07	W	at Orlando	105-103
2007-08	L	at Toronto*	97-106
2008-09	L	at Atlanta	88-95
2009-10	L	at Orlando*	106-120
2010-11	L	at Indiana	86-99
2011-12	L	at Portland*	103-107
2012-13	L	at New York	84-100
2013-14	W	at Washington	109-102
2014-15	L	at Indiana*	91-103
2015-16	L	at Boston	95-112
2016-17	L	at Charlotte	93-109
2017-18	L	at Washington	115-120
2018-19	L	at Boston	87-105

FIRST ROAD GAME OF SEASON

	76ERS ONLY	NATIONALS ONLY	TOTAL
First Home Game:	35-21	11-3	46-24
First Away Game:	25-31	3-11	28-42
Season Opener:	32-24	9-5	41-29

HISTORY

BIGGEST WINS AND LOSSES

OPPONENT	BIGGEST WIN	POINT MARGIN	DATE	SITE
Tri/STL/Atlanta Hawks	132-85	47	12/08/82	at Philadelphia
Boston Celtics	138-96	42	10/29/66	at Philadelphia
New Jersey/Brooklyn Nets	142-107	35	02/05/86	at Philadelphia
Charlotte Bobcats/Hornets	112-80	32	03/11/05	at Philadelphia
Chicago Bulls	121-80	41	11/11/80	at Chicago
Cleveland Cavaliers	141-87	54	11/02/70	at Philadelphia
Dallas Mavericks	116-74	42	03/17/17	at Philadelphia
Denver Nuggets	132-101	31	11/05/77	at Philadelphia
Fort Wayne/Detroit Pistons	114-75	39	03/25/81	at Philadelphia
S.F./G.S. Warriors	137-91	46	12/14/68	at Philadelphia
S.D./Houston Rockets	134-103	31	03/05/68	at Philadelphia
Indiana Pacers	130-103	27	11/13/80	at Indiana
Buf/S.D./L.A. Clippers	149-118	31	03/29/78	at Philadelphia
Minn./L.A.Lakers	98-67	31	11/02/51	at Syracuse
Vancouver/Memphis Grizzlies	120-101	19	4/10/10	at Memphis
Miami Heat	139-108	31	02/22/89	at Miami
Milwaukee Bucks	136-92	44	11/16/68	at Philadelphia
Minnesota Timberwolves	149-107	42	1/15/19	at Philadelphia
New Orleans Hornets/Pelicans	108-87	21	11/25/02	at Philadelphia
New York Knicks	162-100	62*	12/25/60	at Syracuse
Seattle SuperSonics/Oklahoma City	160-122	38	12/20/67	at Seattle
Orlando Magic	112-88	24	01/31/92	at Philadelphia
Phoenix Suns	159-125	34	02/15/70	at Philadelphia
Portland Trail Blazers	88-60	28	03/06/03	at Portland
Roch/Cin/K.C./Sacramento Kings	124-87	37	11/16/60	at Syracuse
San Antonio Spurs	135-102	33	01/07/81	at Philadelphia
Toronto Raptors	97-62	35	1/7/12	at Philadelphia
Utah Jazz	114-89	25	02/05/90	at Philadelphia
Chi/Balt/Washington Wizards	143-104	39	11/12/76	at Philadelphia

* denotes largest margin of victory in franchise history

OPPONENT	WORST LOSS	POINT MARGIN	DATE	SITE
Tri/STL/Atlanta Hawks	93-105	42	04/05/89	at Atlanta
Boston Celtics	87-124	37	12/20/87	at Boston
New Jersey/Brooklyn Nets	94-130	36	12/16/13	at Brooklyn
Charlotte Bobcats/Hornets	84-136	52	02/27/92	at Charlotte
Chicago Bulls	76-121	45	12/21/10	at Chicago
Cleveland Cavaliers	67-110	43	01/15/94	at Cleveland
Dallas Mavericks	70-123	53	11/13/14	at Dallas
Denver Nuggets	75-105	30	02/23/95	at Denver
Fort Wayne/Detroit Pistons	78-115	37	12/20/97	at Detroit
Phila/S.F./G.S. Warriors	51-108	43	11/09/61	at Philadelphia
	80-123	43	02/10/14	at Golden State
S.D./Houston Rockets	74-124	50	03/18/07	at Philadelphia
Indiana Pacers	88-133	45	04/22/94	at Indiana
Buf/S.D./L.A. Clippers	78-123	45	02/09/14	at Los Angeles
Minn./L.A.Lakers	103-143	40	11/10/71	at Philadelphia
	95-135	40	11/19/72	at Los Angeles
Vancouver/Memphis Grizzlies	77-103	26	03/15/14	at Philadelphia
Miami Heat	83-120	37	03/05/94	at Miami
Milwaukee Bucks	95-128	33	04/15/87	at Milwaukee
Minnesota Timberwolves	84-119	35	12/08/04	at Philadelphia
New Orleans Hornets/Pelicans	98-135	37	11/16/13	at New Orleans
New York Knicks	91-139	48	11/29/72	at Philadelphia
	82-130	48	04/21/94	at New York
Seattle SuperSonics/Oklahoma City	93-149	56**	03/06/93	at Seattle
Orlando Magic	83-129	46	02/17/95	at Orlando
Phoenix Suns	97-127	30	11/14/86	at Phoenix
Portland Trail Blazers	104-146	42	11/05/76	at Portland
Roch/Cin/K.C./Sacramento Kings	98-154	56**	01/02/93	at Sacramento
San Antonio Spurs	68-119	51	12/07/15	at Philadelphia
Toronto Raptors	88-120	32	11/09/14	at Toronto
Utah Jazz	69-98	29	12/28/02	at Utah
Chi/Balt/Washington Wizards	76-111	35	01/19/15	at Washington

** denotes largest margin of defeat in franchise history



RECORD BREAKDOWN

All-Time Record by Division

The NBA divided into four divisions - Atlantic, Central, Midwest and Pacific - beginning in 1970-71 until 2003-04

1970-71 Atlantic.....10-6 Central.....13-9 Midwest.....9-11 Pacific.....15-9	1981-82 Atlantic.....16-8 Central.....24-10 Midwest.....8-4 Pacific.....10-2	1992-93 Atlantic.....11-17 Central.....7-21 Midwest.....4-8 Pacific.....4-10	2003-04 Atlantic.....10-14 Central.....13-17 Midwest.....4-10 Pacific.....6-8	2011-12 Atlantic.....7-6 Central.....11-6 Southeast.....10-8 Southwest.....1-5 Northwest.....1-5 Pacific.....5-1
1971-72 Atlantic.....6-12 Central.....9-11 Midwest.....7-13 Pacific.....8-16	1982-83 Atlantic.....15-9 Central.....29-5 Midwest.....11-1 Pacific.....10-2	1993-94 Atlantic.....7-21 Central.....10-18 Midwest.....5-7 Pacific.....3-11	2004-05 Atlantic.....8-8 Central.....13-5 Southeast.....12-6 Northwest.....4-6 Pacific.....4-6 Southwest.....1-8	2012-13 Atlantic.....7-9 Central.....7-11 Southeast.....8-10 Southwest.....4-6 Northwest.....3-7 Pacific.....5-5
1972-73 Atlantic.....2-20 Central.....2-22 Midwest.....3-13 Pacific.....2-18	1983-84 Atlantic.....15-9 Central.....20-14 Midwest.....10-2 Pacific.....7-5	1994-95 Atlantic.....12-16 Central.....4-24 Midwest.....2-10 Pacific.....6-8	2005-06 Atlantic.....10-6 Central.....6-12 Southeast.....6-12 Northwest.....5-5 Pacific.....5-5 Southwest.....6-4	2013-14 Atlantic.....5-11 Central.....4-14 Southeast.....5-13 Southwest.....1-9 Northwest.....2-8 Pacific.....2-8
1973-74 Atlantic.....5-17 Central.....8-16 Midwest.....6-10 Pacific.....6-14	1984-85 Atlantic.....15-9 Central.....25-9 Midwest.....7-5 Pacific.....11-1	1995-96 Atlantic.....5-19 Central.....7-23 Midwest.....5-9 Pacific.....1-13	2006-07 Atlantic.....9-7 Central.....6-12 Southeast.....9-9 Northwest.....5-5 Pacific.....3-7 Southwest.....3-7	2014-15 Atlantic.....2-14 Central.....5-13 Southeast.....5-13 Southwest.....1-9 Northwest.....4-6 Pacific.....1-9
1974-75 Atlantic.....11-15 Central.....8-12 Midwest.....7-9 Pacific.....8-12	1985-86 Atlantic.....15-9 Central.....23-11 Midwest.....8-4 Pacific.....8-4	1996-97 Atlantic.....11-14 Central.....9-21 Midwest.....5-9 Pacific.....3-11	2007-08 Atlantic.....7-9 Central.....9-9 Southeast.....9-9 Northwest.....5-5 Pacific.....4-6 Southwest.....6-4	2015-16 Atlantic.....2-14 Central.....0-18 Southeast.....1-17 Southwest.....1-9 Northwest.....2-8 Pacific.....4-6
1975-76 Atlantic.....9-12 Central.....13-12 Midwest.....12-4 Pacific.....12-8	1986-87 Atlantic.....12-12 Central.....17-7 Midwest.....8-4 Pacific.....8-4	1997-98 Atlantic.....7-17 Central.....9-21 Midwest.....7-7 Pacific.....8-6	2008-09 Atlantic.....6-10 Central.....10-8 Southeast.....9-9 Northwest.....4-6 Pacific.....7-3 Southwest.....5-5	2016-17 Atlantic.....7-9 Central.....5-13 Southeast.....7-11 Southwest.....2-8 Northwest.....3-7 Pacific.....4-6
1976-77 Atlantic.....11-5 Central.....17-7 Midwest.....14-9 Pacific.....8-11	1987-88 Atlantic.....12-12 Central.....13-21 Midwest.....6-6 Pacific.....5-7	1998-99 Atlantic.....9-10 Central.....16-9 Midwest.....1-1 Pacific.....2-2	2009-10 Atlantic.....7-9 Central.....5-13 Southeast.....2-16 Northwest.....6-4 Pacific.....4-6	2017-18 Atlantic.....9-7 Central.....11-7 Southeast.....14-4 Southwest.....7-3 Northwest.....7-3 Pacific.....4-6
1977-78 Atlantic.....14-2 Central.....14-10 Midwest.....15-8 Pacific.....12-7	1988-89 Atlantic.....19-11 Central.....12-14 Midwest.....8-4 Pacific.....7-7	1999-00 Atlantic.....13-11 Central.....23-7 Midwest.....7-7 Pacific.....6-8	2010-11 Atlantic.....9-7 Central.....9-9 Southeast.....7-11 Southwest.....4-6 Pacific.....6-4	2018-19 Atlantic.....8-8 Central.....12-6 Southeast.....11-7 Southwest.....6-4 Northwest.....6-4 Pacific.....8-2
1978-79 Atlantic.....9-7 Central.....16-8 Midwest.....12-7 Pacific.....10-13	1989-90 Atlantic.....19-7 Central.....18-10 Midwest.....8-6 Pacific.....8-6	2000-01 Atlantic.....18-6 Central.....22-8 Midwest.....8-6 Pacific.....8-6	2011-12 Atlantic.....7-9 Central.....9-9 Southeast.....9-9 Northwest.....4-6 Pacific.....7-3	
1979-80 Atlantic.....19-5 Central.....25-11 Midwest.....7-3 Pacific.....8-4	1990-91 Atlantic.....14-12 Central.....18-10 Midwest.....5-9 Pacific.....7-7	2001-02 Atlantic.....14-11 Central.....17-12 Midwest.....17-12 Pacific.....5-9	2012-13 Atlantic.....9-7 Central.....9-9 Southeast.....7-11 Southwest.....4-6 Pacific.....6-4	
1980-81 Atlantic.....15-9 Central.....27-7 Midwest.....11-1 Pacific.....9-3	1991-92 Atlantic.....15-13 Central.....8-20 Midwest.....6-6 Pacific.....6-8	2002-03 Atlantic.....17-7 Central.....18-12 Midwest.....7-7 Pacific.....6-8		

ALL-TIME RECORD VERSUS THE EASTERN & WESTERN CONFERENCE

1970-71 East.....23-15 West.....24-20	1980-81 East.....42-16 West.....20-4	1990-91 East.....32-22 West.....12-16	2000-01 East.....40-14 West.....16-12	2010-11 East.....25-27 West.....16-14
1971-72 East.....15-23 West.....15-29	1981-82 East.....40-18 West.....18-6	1991-92 East.....23-33 West.....12-14	2001-02 East.....31-23 West.....12-16	2011-12 East.....28-20 West.....7-11
1972-73 East.....4-42 West.....5-31	1982-83 East.....44-14 West.....21-3	1992-93 East.....18-38 West.....8-18	2002-03 East.....35-19 West.....13-15	2012-13 East.....22-30 West.....12-18
1973-74 East.....13-33 West.....12-24	1983-84 East.....35-23 West.....17-7	1993-94 East.....17-39 West.....8-18	2003-04 East.....23-31 West.....10-18	2013-14 East.....14-38 West.....5-25
1974-75 East.....19-27 West.....15-21	1984-85 East.....40-18 West.....18-6	1994-95 East.....16-40 West.....8-18	2004-05 East.....33-19 West.....10-20	2014-15 East.....12-40 West.....6-24
1975-76 East.....22-24 West.....24-12	1985-86 East.....38-20 West.....16-8	1995-96 East.....12-42 West.....6-22	2005-06 East.....22-30 West.....16-14	2015-16 East.....3-49 West.....7-23
1976-77 East.....28-12 West.....22-20	1986-87 East.....29-29 West.....16-8	1996-97 East.....14-40 West.....8-20	2006-07 East.....24-28 West.....11-19	2016-17 East.....19-33 West.....9-21
1977-78 East.....28-12 West.....27-15	1987-88 East.....25-33 West.....11-13	1997-98 East.....16-38 West.....15-13	2007-08 East.....25-27 West.....15-15	2017-18 East.....34-18 West.....18-12
1978-79 East.....25-15 West.....22-20	1988-89 East.....31-25 West.....15-11	1998-99 East.....25-19 West.....3-3	2008-09 East.....25-27 West.....16-14	2018-19 East.....31-21 West.....20-10
1979-80 East.....44-16 West.....15-7	1989-90 East.....37-17 West.....16-12	1999-00 East.....36-18 West.....13-15	2009-10 East.....14-38 West.....13-17	

HISTORY

ALL-TIME HIGH AND LOW SCORES

	HIGH	DATE	SITE	LOW	DATE	SITE
Tri/Mil/StL/Atlanta Hawks	144	2/23/61	at Philadelphia	68	12/27/51	at Syracuse
				68	1/30/53	at Milwaukee
				68	2/23/54	vs. Milwaukee
				68	2/26/54	at Milwaukee
Boston Celtics	150	3/6/70	at Philadelphia	65	3/28/04	at Boston
New Jersey/Brooklyn Nets	142	2/5/86	at Philadelphia	67	4/5/09	at New Jersey
Charlotte Bobcats/Hornets	125	2/7/94	at Philadelphia	66	4/5/95	at Charlotte
Chicago Bulls	145	11/18/66	at Boston	74	11/1/97	at Chicago
		11/10/82	at Philadelphia			
Cleveland Cavaliers	148	1/2/72	at Cleveland	67	1/15/94	at Cleveland
Dallas Mavericks	133	2/23/83	at Philadelphia	70	11/13/14	at Dallas
Denver Nuggets	149	3/30/90	at Philadelphia	75	2/23/95	at Denver
Fort Wayne/Detroit Pistons	162	2/8/63	at Detroit	64	1/12/50	at Fort Wayne
S.F./Golden State Warriors	163	3/10/63	at San Francisco	64	12/29/49	at Oakland
S.D./Houston Rockets	159	1/25/70	at Philadelphia	66	11/17/03	at Philadelphia
Indiana Pacers	134	11/7/84	at Philadelphia	69	12/14/12	vs. Philadelphia
Buf/S/D/L.A. Clippers	149	3/29/78	at Philadelphia	72	3/20/13	at Los Angeles
Minneapolis/L.A. Lakers	158	3/18/68	at Philadelphia	65	11/5/53	at Syracuse
Vancouver/Memphis Grizzlies	120	4/10/10	at Memphis	76	2/21/12	at Memphis
Miami Heat	139	2/22/89	at Miami	57	2/21/96	at Philadelphia
Milwaukee Bucks	143	3/3/69	at Milwaukee	74	3/12/11	at Milwaukee
Minnesota Timberwolves	119	2/9/10	at Philadelphia	74	10/30/01	at Minnesota
		1/24/92	at Philadelphia			
New Orleans Hornets/Pelicans	114	2/19/16	at New Orleans	72	11/11/07	at Philadelphia
New York Knicks	162	12/25/60	at New York	60	3/13/54	at New York
Seattle SuperSonics/Oklahoma City	160	12/20/67	at Seattle	73	1/2/98	at Seattle
Orlando Magic	130	11/25/17	at Philadelphia	70	1/14/95	at Orlando
Phoenix Suns	159	2/15/70	at Philadelphia	71	3/23/01	at Phoenix
Portland Trail Blazers	153	2/19/86	at Philadelphia	71	3/25/96	at Portland
K.C./Cinn./Roch./Sacramento Kings	147	3/19/71	at Philadelphia	63	12/10/49	at Philadelphia
San Antonio Spurs	135	1/7/81	at Philadelphia	68	12/7/15	at Philadelphia
		3/24/89	at Philadelphia			
Toronto Raptors	123	4/3/10	at Philadelphia	70	3/31/02	at Toronto
New Orleans/Utah Jazz	132	2/19/82	at Philadelphia	69	12/28/02	at Utah
Chi./Balt./Washington Wizards	149	12/7/62	vs. Chicago	75	2/9/74	at Capital
		2/24/67	at Pittsburgh			
Charlotte Bobcats/Hornets	133	11/9/18	at Philadelphia			
New Orleans Hornets/Pelicans	121	11/21/18	at Philadelphia			
Toronto Raptors	126	12/22/18	at Philadelphia			
Minnesota Timberwolves	149	1/15/19	at Philadelphia			

76ERS HIGHEST SCORING GAMES

	DATE	W/L	SIXERS	OPP	SITE	OPP. CITY
1.	3/10/63	W	163	148	H	San Francisco
2.	2/8/63	W	162	135	A	Detroit
	12/25/60	W	162	100	H	New York
4.	12/20/67	W	160	122	A	Seattle
5.	1/25/70	W	159	131	H	San Diego
	2/15/70	W	159	125	H	Phoenix
7.	3/18/68	W	158	128	H	Los Angeles
8.	2/19/86	W	153	133	H	Portland
9.	3/2/63	W	152	128	H	Detroit
10.	3/6/70	W	150	134	H	Boston
	2/21/62	W	150	109	H	Philadelphia
	12/13/59	W	150	121	H	Philadelphia

76ERS LOWEST SCORING GAMES

(includes only games since the shot clock was installed in 1954-55)

	DATE	W/L	SIXERS	OPP	SITE	OPP. CITY
1.	2/21/96	L	57	66	H	Miami
2.	3/28/04	L	65	89	A	Boston
3.	1/25/55	L	66	69	H	Fort Wayne
	4/5/95	L	66	84	A	Charlotte
	11/17/03	L	66	74	H	Houston
	2/23/04	L	66	76	H	Detroit
7.	1/15/94	L	67	110	A	Cleveland
	2/19/99	L	67	78	H	New York
	4/5/09	L	67	96	A	New Jersey
10.	12/7/15	L	68	119	H	San Antonio



OPPONENTS ALL-TIME HIGH AND LOW SCORES

	HIGH	DATE	SITE	LOW	DATE	SITE
Tri/Mil/StL/Atlanta Hawks	149	1/30/93	at Atlanta	59	11/10/53	at Milwaukee
Boston Celtics	148	1/19/63	at Philadelphia	65	2/17/53	at Syracuse
New Jersey/Brooklyn Nets	141	4/4/17	at Philadelphia	77	12/14/10	at Philadelphia
Charlotte Bobcats/Hornets	123	4/2/14	at Philadelphia	63	11/7/07	at Philadelphia
Chicago Bulls	148	11/19/71	at Philadelphia	67	3/14/01	at Chicago
Cleveland Cavaliers	131	3/20/73	at Cleveland	68	11/23/01	at Philadelphia
Dallas Mavericks	125	1/14/04	at Dallas	74	3/17/17	at Philadelphia
Denver Nuggets	134	2/27/82	at Denver	71	12/16/02	at Philadelphia
Fort Wayne/Detroit Pistons	146	1/12/63	at Syracuse	60	1/5/54	at Fort Wayne
S.F./Golden State Warriors	151	11/9/61	at Philadelphia	61	11/1/53	at Philadelphia
S.D./Houston Rockets	149	2/16/93	at Houston	73	12/8/99	at Philadelphia
Indiana Pacers	136	4/6/79	at Indiana	75	11/3/10	at Philadelphia
Buf/S/D/L.A. Clippers	130	12/27/75	at Buffalo	75	12/31/02	at Los Angeles
Minneapolis/L.A. Lakers	154	12/19/71	at Los Angeles	65	1/29/53	at Minneapolis
Vancouver/Memphis Grizzlies	120	12/13/14	at Philadelphia	79	12/9/00	at Vancouver
Miami Heat	128	11/20/92	at Philadelphia (3OT)	66	2/21/96	at Philadelphia
Milwaukee Bucks	142	1/29/71	at Philadelphia	69	1/30/08	at Philadelphia
Minnesota Timberwolves	126	1/6/14	at Philadelphia	71	11/25/94	at Minnesota
Charlotte/New Orleans	136	2/27/92	at Charlotte	62	11/7/12	at New Orleans
New York Knicks	152	12/11/59	at New York	61	2/17/52	at Syracuse
Orlando Magic	129	2/17/95	at Orlando	61	2/4/13	at Philadelphia
Phoenix Suns	143	1/6/79	at Philadelphia (OT)	81	1/2/02	at Phoenix
Portland Trail Blazers	146	11/5/76	at Portland	60	3/6/03	at Portland
K.C./Cinn./Roch./Sacramento Kings	154	1/2/93	at Sacramento	63	1/14/51	at Syracuse
San Antonio Spurs	131	4/6/77	at San Antonio	71	2/11/11	at Philadelphia
Seattle/Oklahoma City	149	3/6/93	at Seattle	77	1/4/02	at Seattle
Toronto Raptors	128 (3x)	10/21/18	at Toronto	62	1/7/12	at Philadelphia
New Orleans/Utah Jazz	126	3/19/75	at Philadelphia	76	1/16/77	at Philadelphia
Chi./Balt./Washington Wizards	143	3/14/65	at Baltimore	73	11/16/99	at Washington
Toronto Raptors	129	10/30/18	at Toronto			
Charlotte Bobcats/Hornets	132	11/9/18	at Philadelphia			

TOP 10 OPPONENTS HIGHEST SCORING GAMES

	DATE	W/L	SIXERS	OPP	SITE	OPPONENT
1.	12/19/71	L	132	154	A	Los Angeles
	1/2/93	L	98	154	A	Sacramento
3.	12/11/59	L	121	152	A	New York
4.	11/9/61	L	108	151	A	Philadelphia
	2/13/70	L	106	151	H	New York (N.B.A.)
6.	1/30/93	L	123	149	A	Atlanta
	2/16/93	L	111	149	A	Houston
	3/6/93	L	93	149	A	Seattle
9.	3/10/63	W	163	148	H	San Francisco
	1/19/63	W (OT)	149	148	H	Boston
	11/19/71	L	104	148	H	Chicago

TOP 10 OPPONENTS LOWEST SCORING GAMES

(includes only games since the shot clock was installed in 1954-55)

	DATE	W/L	SIXERS	OPP	SITE	OPPONENT
1.	3/6/03	W	88	60	A	Portland
2.	2/4/13	W	78	61	H	Orlando
3.	1/7/12	W	97	62	H	Toronto
	11/7/12	W	77	62	A	New Orleans
5.	11/7/07	W	94	63	H	Charlotte
6.	2/15/55	W	92	66	H	Milwaukee
	2/5/99	W	78	66	A	Charlotte
	2/21/96	L	57	66	H	Miami
9.	3/14/01	W	85	67	A	Chicago
	4/9/99	W	83	67	A	Boston
	11/24/00	W	76	67	A	Atlanta
	4/19/99	W	72	67	H	New York

HISTORY

ALL-TIME OVERTIME RECORD (BY OPPONENT)

76ERS OVERTIME STATISTICS

Most OT games in a season14 (1990-91, NBA Record)
 Most OT wins in a season8 (1990-91, ties NBA record set by Milwaukee in 1977-78)
 Most OT losses in a season8 (2010-11)
 All-time OT record161-167

YEAR-BY-YEAR OT RECORD

SEASON	REC	H	A	N
1949-50	2-1	1-1	1-0	
1950-51	4-2	0-0	4-2	
1951-52	4-1	1-0	3-1	
1952-53	4-4	1-0	3-4	
1953-54	4-2	2-1	2-1	
1954-55	2-0	1-0	0-0	1-0
1955-56	3-4	1-4	2-0	
1956-57	3-0	0-0	1-0	2-0
1957-58	1-0	1-0	0-0	
1958-59	2-4	0-3	2-1	
1959-60	1-2	0-0	0-1	1-1
1960-61	0-4	0-1	0-2	0-1
1961-62	0-3	0-0	0-1	0-2
1962-63	1-0	1-0	0-0	
1963-64	1-0	1-0	0-0	
1964-65	1-2	0-1	0-1	1-0
1965-66	2-0	0-0	1-0	1-0
1966-67	3-0	1-0	2-0	
1967-68	1-2	0-2	1-0	
1968-69	1-3	1-1	0-2	
1969-70	0-2	0-1	0-1	
1970-71	2-1	0-0	2-1	
1971-72	0-3	0-2	0-1	
1972-73	0-1	0-0	0-0	0-1
1973-74	1-1	1-0	0-0	0-1
1974-75	2-2	1-2	1-0	
1975-76	3-2	2-1	1-1	
1976-77	2-1	2-0	0-1	
1977-78	2-4	2-1	0-3	
1978-79	3-2	2-1	1-1	
1979-80	4-2	0-0	4-2	
1980-81	4-2	2-0	2-2	
1981-82	3-3	1-1	2-2	
1982-83	5-0	4-0	1-0	
1983-84	5-4	2-0	3-4	
1984-85	1-3	0-2	1-1	
1985-86	5-4	2-2	3-2	
1986-87	4-3	4-2	0-1	
1987-88	2-7	2-2	0-5	
1988-89	2-2	2-2	0-0	
1989-90	2-3	1-0	1-3	
1990-91	8-6	5-2	3-4	
1991-92	1-2	1-2	0-0	
1992-93	3-5	2-2	1-3	
1993-94	2-3	2-1	0-2	
1994-95	1-4	1-3	0-1	
1995-96	1-1	0-0	1-1	
1996-97	1-3	0-2	1-1	
1997-98	0-3	0-1	0-2	
1998-99	3-3	2-1	1-2	
1999-00	5-0	3-0	2-0	
2000-01	3-3	0-3	3-0	
2001-02	2-0	2-0	0-0	
2002-03	4-3	3-2	1-1	
2003-04	2-3	1-1	1-2	
2004-05	4-3	4-1	0-2	
2005-06	4-3	4-2	0-1	
2006-07	5-2	4-0	1-2	
2007-08	1-2	0-1	1-1	
2008-09	3-0	0-0	3-0	
2009-10	2-3	1-2	1-1	
2010-11	2-8	2-2	0-6	
2011-12	1-2	0-2	1-0	
2012-13	2-1	2-1	0-0	
2013-14	4-1	4-0	0-1	
2014-15	1-4	0-3	1-1	
2015-16	0-4	0-3	0-1	
2016-17	1-4	1-1	0-3	
2017-18	1-1	0-1	1-0	
2018-19	2-3	1-0	1-3	
Totals	159-162	86-70	67-86	6-6

ATLANTA HAWKS (6-10)

DATE	W/L	76ERS	OPP	OT	H/A
03/18/50	W	89	88	OT	A
12/01/53	W	76	69	OT	A
03/11/59	L	130	132	OT	H
01/15/60	L	140	141	OT	A
03/31/78	L	110	111	OT	H
03/11/80	W	102	97	OT	A
12/02/80	L	108	112	OT	A
11/02/85	L	113	114	OT	A
03/05/86	L	114	122	OT	H
04/15/88	L	101	103	OT	H
03/12/91	W	133	129	2OT	A
04/11/95	L	106	110	OT	H
01/29/98	L	99	109	OT	A
03/27/99	L	99	103	OT	A
04/06/04	W	103	100	OT	A
04/08/07	W	109	104	OT	H

BOSTON CELTICS (15-11)

DATE	W/L	76ERS	OPP	OT	H/A
02/02/51	L	90	96	OT	A
03/11/54	W	97	95	OT	H
01/07/56	L	99	105	OT	H
03/01/59	L	137	139	OT	A
01/05/60	W	145	143	OT	H
01/12/61	L	118	124	OT	H
03/12/61	L	134	136	OT	H
01/19/63	W	149	148	OT	H
03/08/67	W	115	113	OT	A
11/30/68	L	113	117	OT	H
02/09/69	L	117	122	OT	A
01/05/74	L	102	108	OT	N
03/20/76	L	96	103	OT	N
11/01/80	W	117	113	OT	H
12/19/81	W	123	118	OT	H
04/11/82	L	109	110	OT	H
11/06/82	W	119	115	2OT	H
12/04/83	W	121	114	OT	A
03/25/84	W	119	114	2OT	H
04/05/87	W	106	104	OT	H
03/28/89	W	117	115	OT	H
03/27/94	L	122	124	OT	A
01/22/97	W	127	125	OT	A
03/24/00	W	117	115	2OT	H
11/13/06	W	125	124	3OT	H
02/07/12	W	95	94	OT	H
12/25/18	L	114	121	OT	A

BROOKLYN NETS (5-10)

DATE	W/L	76ERS	OPP	OT	H/A
03/17/81	L	120	126	OT	A
02/21/84	L	116	119	OT	A
02/17/89	L	127	129	OT	H
11/03/90	W	112	110	OT	H
03/26/91	L	95	98	OT	A
01/15/93	L	105	110	OT	A
03/08/95	L	108	115	OT	H
01/17/97	L	103	105	OT	H
03/12/99	W	100	93	OT	H
11/10/04	W	108	100	OT	H
02/07/05	L	97	107	OT	H
02/05/07	W	100	98	OT	H
12/01/07	L	92	94	OT	A
1/25/12	L	90	97	OT	H
12/20/13	W	121	120	OT	H

CHARLOTTE HORNETS (1-4)

DATE	W/L	76ERS	OPP	OT	H/A
01/16/89	L	122	127	OT	H
03/19/92	L	116	123	OT	H
04/09/94	L	122	127	OT	H
05/04/99	L	110	117	OT	A
12/21/10	W	96	92	OT	H
11/9/18	W	133	132	OT	H
11/17/18	W	122	119	OT	A

CHICAGO BULLS (9-4)

DATE	W/L	76ERS	OPP	OT	H/A
12/28/77	W	129	125	OT	H
11/17/79	L	103	106	OT	A
12/12/81	W	117	114	OT	A
01/17/86	W	120	118	OT	A
04/10/87	W	98	96	OT	H
01/27/88	L	109	119	OT	H
04/07/91	W	114	111	OT	A
12/08/93	W	95	98	OT	H
02/12/03	W	119	111	OT	H
12/2/08	W	103	95	OT	A
02/03/10	W	106	103	OT	H
03/11/15	L	95	104	OT	H
01/14/16	L	111	115	OT	H

CLEVELAND CAVALIERS (6-5)

DATE	W/L	76ERS	OPP	OT	H/A
01/12/73	L	109	113	2OT	N
02/11/81	W	122	120	OT	H
02/23/84	L	109	116	OT	A
03/17/86	W	118	112	OT	A
02/05/92	L	108	110	OT	H
12/03/99	W	102	100	OT	A
03/14/00	W	98	97	OT	A
11/15/03	L	88	91	OT	A
1/24/07	W	118	115	2OT	A
04/15/09	W	111	110	OT	A
11/09/13	L	125	127	2OT	A

DALLAS MAVERICKS (1-2)

DATE	W/L	76ERS	OPP	OT	H/A
12/29/82	W	126	116	OT	A
02/15/84	L	116	119	2OT	A
01/14/04	L	122	125	2OT	A

DENVER NUGGETS (2-0)

DATE	W/L	76ERS	OPP	OT	H/A
03/09/77	W	129	125	2OT	H
11/15/78	W	109	103	OT	H
1/18/12	L	104	108	OT	H

DETROIT PISTONS (12-10)

DATE	W/L	76ERS	OPP	OT	H/A
03/06/52	W	83	81	2OT	A
03/04/53	W	75	73	OT	A
02/06/54	W	93	87	OT	H
11/05/55	W	114	113	OT	H
02/27/56	W	98	95	OT	A
12/04/56	W	97	96	OT	N
02/11/59	L	114	118	OT	A
01/05/62	L	135	138	OT	H
01/22/65	W	109	103	OT	N
11/07/69	L	128	134	2OT	A
12/19/75	W	115	114	OT	A
02/21/79	L	99	106	OT	H
11/14/84	L	133	137	OT	H
10/30/85	W	132	125	OT	A
02/15/86	L	133	134	OT	A
02/11/87	L	113	123	OT	H
03/02/90	L	112	115	OT	A
05/05/99	W	105	100	OT	H
12/20/99	W	122	121	OT	H
01/08/03	L	94	103	OT	H
01/08/11	L	109	112	OT	A
12/06/14	W	108	101	OT	A
10/23/18	L	132	133	OT	A

GOLDEN ST. WARRIORS (7-10)

DATE	W/L	76ERS	OPP	OT	H/A
12/28/50	L	88	91	OT	A
01/25/52	L	94	95	OT	A
11/01/52	L	84	86	OT	A
02/11/54	L	74	76	2OT	A
01/19/55	W	98	97	OT	A
10/27/56	W	109	103	2OT	H
12/29/56	W	104	103	OT	A

HISTORY

LONGEST WINNING & LOSING STREAK

LONGEST SINGLE-SEASON WINNING STREAKS

WIN STREAK / OVERALL		
STREAK	BEGIN	END
16	3/15/18	4/11/18
14	12/21/1982	01/21/1983
13	12/22/1984	01/16/1985
12	11/12/1949	12/08/1949
12	10/15/1980	11/11/1980
12	01/13/1990	02/05/1990
11	03/03/1966	03/20/1966
11	11/24/1966	12/10/1966
11	12/13/1966	01/04/1967
10	11/15/1977	11/30/1977
10	11/13/1980	11/29/1980
10	12/03/1980	12/26/1980
10	12/03/1982	02/23/1982
10	11/10/1981	02/01/1981
10	02/06/1983	03/01/1983
10	10/31/2000	11/20/2000

WIN STREAK / HOME GAMES		
STREAK	BEGIN	END
25	12/17/1977	04/05/1978
24	11/27/1982	03/23/1983
22	10/15/1966	01/20/1967
22	11/15/1980	02/11/1981
20	11/02/1952	01/22/1953

WIN STREAK / ROAD GAMES		
STREAK	BEGIN	END
13	12/08/2000	01/28/2001
11	10/15/1980	11/26/1980
10	12/14/1984	01/15/1985
8	12/13/1966	01/18/1967
7	10/31/1981	12/01/1981
7	12/26/1982	01/18/1983
7	3/11/18	4/10/18

LONGEST SINGLE-SEASON LOSING STREAKS

LOSING STREAK / OVERALL		
STREAK	BEGIN	END
26	01/31/2014	03/27/2014
20	01/09/1973	02/11/1973
18	10/28/2015	11/29/2015
17	10/29/2014	12/01/2014
15	10/10/1972	11/10/1972
15	02/09/1994	03/11/1994
14	12/07/1972	01/06/1973
13	02/08/2016	03/09/2016
13	03/02/1973	03/25/1973
13	12/28/1996	01/20/1997
12	3/12/2016	04/02/2016
12	12/02/2015	12/23/2015
12	11/20/2009	12/11/2009
12	11/25/2006	12/20/2006
11	11/14/1995	12/05/1995
10	03/27/2015	04/15/2015
10	03/15/1994	04/03/1994
10	12/04/1996	12/21/1996

LOSING STREAKS / HOME GAMES		
STREAK	BEGIN	END
18	01/17/2014	03/21/2014
14	11/01/2014	12/19/2014
12	12/09/1996	01/24/1997
11	02/09/1994	04/03/1994
10	11/17/2006	12/16/2006
10	10/11/1972	12/01/1972
10	12/08/1972	02/03/1973

LOSING STREAKS/ ROAD GAMES		
STREAK	BEGIN	END
20	12/28/1987	03/04/1988
16	01/14/2015	03/24/2015
15	01/09/1973	03/20/1973
15	01/02/2013	03/21/2013
13	02/01/2014	03/31/2014
13	11/09/2013	12/28/2013
12	10/10/1972	11/19/1972
11	12/21/1973	02/09/1974

LONGEST 76ERS WINNING STREAKS

Overall 2-season	(18) 3/3/66 to 11/4/66;
..... last 11 games in 1965-66 and first 7 games in 1966-67	
Same Season	(16) 3/15/18 to 4/11/18
Home	(36) 1/14/66 to 1/20/67
Road	(13) 12/8/00 to 1/28/01
Neutral	(14) 3/3/67 to 12/8/68
Start of Season	(10) 10/31/00 to 11/20/00
End of Season	(16) 3/15/18 to 4/11/18

LONGEST 76ERS LOSING STREAKS

Overall 2-season	(28) 03/27/15 to 11/29/15;
..... last 10 games in 2014-15 and first 18 games in 2015-16	
Overall	(26) 1/31/14 to 3/27/14
Home	(18) 1/17/14 to 3/21/14
Road	(20) 12/28/87 to 3/4/88
Neutral	(8) 11/24/72 to 2/23/73
Start of Season	(18) 10/28/15 to 11/29/15
End of Season	(13) 3/2/73 to 3/25/73



YEAR-BY-YEAR TOTAL ATTENDANCE

REGULAR SEASON			PLAYOFFS		OVERALL	HOME	
SEASON	GP	TOTAL	AVG.	GP	TOTAL	TOTAL	BIGGEST CROWD
1963-64	80	352,813	4,410	5	30,087	382,900	6,850
1964-65	80	478,728	5,984	11	111,884	590,612	11,182
1965-66	80	632,493	7,906	5	53,458	685,951	10,834
1966-67	81	714,344	8,819	15	159,495	873,829	13,007
1967-68	82	788,482	9,616	13	171,191	959,673	15,332
1968-69	82	715,325	8,723	5	66,407	781,732	15,244
1969-70	82	647,177	7,899	5	61,690	708,867	15,244
1970-71	82	669,620	8,166	7	56,563	726,183	15,244
1971-72	82	674,382	8,224	—	—	674,382	15,304
1972-73	82	522,795	6,376	—	—	522,795	10,052
1973-74	82	508,288	6,198	—	—	508,288	8,988
1974-75	82	664,051	8,098	—	—	664,051	12,237
1975-76	82	955,864	11,657	3	39,488	999,352	18,516
1976-77	82	1,265,943	15,438	19	305,050	1,570,993	18,276
1977-78	82	1,244,053	15,171	10	171,233	1,415,286	18,276
1978-79	82	1,100,983	13,427	9	120,522	1,221,505	18,276
1979-80	82	1,057,224	12,893	18	299,164	1,356,388	18,276
1980-81	82	1,031,692	12,582	16	212,547	1,244,239	18,276
1981-82	82	1,082,222	13,198	21	318,558	1,400,780	18,364
1982-83	82	1,268,425	15,469	13	216,641	1,485,066	18,482
1983-84	82	1,197,350	14,602	5	77,005	1,274,355	17,921
1984-85	82	1,204,455	14,688	13	171,371	1,375,826	17,921
1985-86	82	1,104,429	13,469	12	155,189	1,259,568	17,941
1986-87	82	1,266,995	15,451	5	62,981	1,329,976	17,967
1987-88	82	1,098,116	13,392	—	—	1,098,116	18,168
1988-89	82	1,213,533	14,799	3	55,418	1,268,951	18,168
1989-90	82	1,242,986	15,158	10	177,442	1,420,428	18,168
1990-91	82	1,294,624	15,788	8	137,159	1,431,783	18,168
1991-92	82	1,248,972	15,231	—	—	1,248,972	18,168
1992-93	82	1,159,652	14,142	—	—	1,159,652	18,168
1993-94	82	1,176,196	14,344	—	—	1,176,196	18,168
1994-95	82	1,173,665	14,313	—	—	1,173,665	18,168
1995-96	82	1,213,440	14,798	—	—	1,213,440	18,168
1996-97	82	1,349,085	16,452	—	—	1,349,085	21,061
1997-98	82	1,368,957	16,695	—	—	1,368,957	21,305
1998-99	50	894,843	17,897	8	148,328	1,043,171	20,930
1999-00	82	1,467,532	17,897	10	185,772	1,653,304	21,060
2000-01	82	1,567,588	19,117	23	463,716	2,031,304	21,087
2001-02	82	1,610,514	19,640	5	97,465	1,707,979	20,797
2002-03	82	1,561,842	19,047	12	239,884	1,801,726	20,254
2003-04	82	1,512,708	18,448	—	—	1,512,708	20,804
2004-05	82	1,467,971	17,902	5	99,029	1,567,000	21,068
2005-06	82	1,440,987	17,573	—	—	1,440,987	20,652
2006-07	82	1,340,443	16,347	—	—	1,340,443	20,577
2007-08	82	1,316,181	16,051	6	117,510	1,433,691	20,730
2008-09	82	1,358,729	16,567	4	102,030	1,460,759	20,484
2009-10	82	1,275,669	15,557	—	—	1,275,669	20,809
2010-11	82	1,308,217	15,954	5	99,152	1,407,369	20,614
2011-12	66	1,130,832	17,134	13	262,919	1,393,751	20,694
2012-13	82	1,395,663	17,020	—	—	1,395,663	20,665
2013-14	82	1,283,725	15,655	—	—	1,283,725	20,856
2014-15	82	1,295,614	15,800	—	—	1,295,614	19,523
2015-16	82	1,327,291	16,186	—	—	1,327,291	20,798
2016-17	82	1,416,126	17,269	—	—	1,416,126	20,698
2017-18	82	1,570,701	19,154	10	199,723	1,770,424	20,848
2018-19	82	1,572,263	19,174	12	239,713	1,811,976	20,704

TOP 5 LARGEST HOME CROWDS AT THE CENTER

ALL-GAMES			REGULAR SEASON ONLY			PLAYOFFS ONLY		
21,305	Chicago	04/17/98	21,305	Chicago	04/17/98	21,087	Milwaukee	05/30/01
21,257	Washington	04/16/03	21,257	Washington	04/16/03	21,046	Milwaukee	06/03/01
21,127	LA Lakers	12/20/02	21,127	LA Lakers	12/20/02	20,998	Milwaukee	05/24/01
21,104	Chicago	01/15/98	21,104	Chicago	01/15/98	20,969	Indiana	05/19/00
21,087	Milwaukee*	05/30/01	21,068	Sacramento	02/26/05	20,939	Toronto	05/16/01

HISTORY

ATTENDANCE FIGURES (HOME/ROAD BREAKDOWN)

HOME GAMES							ROAD GAMES						
HOME	GP	TOTAL	AVG.	PO	PO TOTAL	ALL GP	GP	TOTAL	AVG.	PO	PO TOTAL	ALL GP	
1963-64	30	108,271	3,609	2	8,765	117,036	43	221,746	5,157	3	21,322	243,068	
1964-65	25	108,729	4,349	5	43,517	152,246	48	334,403	6,967	6	68,367	402,770	
1965-66	25	145,372	5,804	3	25,640	171,012	48	438,354	9,132	2	27,818	466,172	
1966-67	30	246,275	8,224	8	78,275	324,550	43	403,889	9,393	7	81,220	485,109	
1967-68	35	304,631	8,704	7	78,941	383,572	47	483,851	10,295	6	92,250	576,101	
1968-69	34	361,161	10,622	3	38,639	399,800	45	339,152	7,537	2	27,768	366,920	
1969-70	38	311,976	8,210	2	29,450	341,426	44	335,201	7,618	3	32,240	367,441	
1970-71	39	336,815	8,636	3	26,607	363,422	43	332,805	7,739	4	29,956	362,761	
1971-72	37	326,493	8,824	—	—	326,493	41	321,043	7,830	—	—	321,043	
1972-73	31	182,921	5,901	—	—	182,921	41	305,142	7,442	—	—	305,142	
1973-74	37	171,159	4,626	—	—	171,159	41	321,233	7,835	—	—	321,233	
1974-75	41	296,721	7,237	—	—	296,721	41	367,330	8,959	—	—	367,330	
1975-76	41	509,699	12,432	2	27,439	537,138	41	446,165	10,882	1	12,049	458,214	
1976-77	41	632,949	15,438	0	174,115	807,064	41	632,994	15,438	9	130,935	763,929	
1977-78	41	644,456	15,718	5	79,124	723,580	41	599,597	14,624	5	92,109	691,706	
1978-79	41	506,485	12,353	4	52,324	558,809	41	594,488	14,500	5	68,198	662,728	
1979-80	41	479,727	11,701	9	151,060	630,787	41	577,497	14,085	9	148,104	757,601	
1980-81	41	469,355	11,448	8	109,190	578,545	41	562,337	13,715	8	103,357	665,694	
1981-82	41	506,847	12,362	10	162,904	669,751	41	575,375	14,034	11	155,654	731,029	
1982-83	41	646,788	15,775	7	22,615	769,403	41	621,637	15,162	6	91,026	712,663	
1983-84	41	588,139	14,345	3	44,457	632,596	41	609,211	14,859	2	32,548	745,211	
1984-85	41	572,569	13,965	6	81,256	653,825	41	631,886	15,412	7	90,115	722,001	
1985-86	41	513,459	12,523	6	81,206	594,665	41	590,970	14,414	6	73,933	664,903	
1986-87	41	587,748	14,335	2	29,825	617,573	41	679,247	16,567	3	33,156	712,403	
1987-88	41	513,113	12,515	—	—	513,113	41	585,003	14,268	—	—	585,003	
1988-89	41	558,292	13,617	1	16,236	576,460	41	655,241	15,981	2	39,182	694,423	
1989-90	41	574,710	14,017	5	87,991	662,701	41	668,276	16,299	5	89,451	757,727	
1990-91	41	634,210	15,469	3	51,921	686,131	41	660,414	16,108	5	85,238	745,652	
1991-92	41	574,128	14,003	—	—	574,128	41	674,844	16,460	—	—	674,844	
1992-93	41	515,284	12,568	—	—	515,284	41	644,368	15,716	—	—	644,368	
1993-94	41	509,444	12,425	—	—	509,444	41	666,752	16,262	—	—	666,752	
1994-95	41	507,809	12,386	—	—	507,809	41	665,856	16,240	—	—	665,856	
1995-96	41	489,327	11,935	—	—	489,327	41	724,113	17,661	—	—	724,113	
1996-97	41	626,478	15,280	—	—	626,478	41	722,607	17,265	—	—	722,607	
1997-98	41	655,417	15,986	—	—	655,417	41	713,540	17,403	—	—	713,540	
1998-99	25	436,444	17,458	4	83,198	519,642	25	458,399	18,336	4	65,130	523,529	
1999-00	41	756,929	18,462	5	104,028	860,957	41	710,603	17,332	5	81,744	792,347	
2000-01	41	805,692	19,651	13	271,595	1,077,287	41	761,896	18,583	10	192,121	954,017	
2001-02	41	842,976	20,560	2	41,593	884,569	41	767,538	18,720	3	55,872	823,410	
2002-03	41	807,097	19,685	6	121,523	928,620	41	754,745	18,408	6	118,361	873,106	
2003-04	41	788,128	19,223	—	—	788,128	41	724,580	17,673	—	—	724,580	
2004-05	41	732,686	17,870	2	32,801	765,487	41	735,285	17,934	3	66,228	801,513	
2005-06	41	677,278	16,519	—	—	677,278	41	763,709	18,627	—	—	763,709	
2006-07	41	608,603	14,844	—	—	608,603	41	731,840	17,850	—	—	731,840	
2007-08	41	609,675	14,870	3	51,282	660,957	41	609,675	14,870	3	66,228	675,903	
2008-09	41	647,898	15,802	3	49,647	697,545	41	710,831	17,337	3	52,383	763,214	
2009-10	41	583,219	14,225	—	—	583,219	41	692,450	16,889	—	—	692,450	
2010-11	41	604,823	14,752	2	39,452	644,275	41	703,394	17,156	3	59,700	763,094	
2011-12	33	577,597	17,503	6	122,320	699,917	33	553,235	16,765	7	140,599	693,834	
2012-13	41	685,412	16,717	—	—	685,412	41	710,251	17,323	—	—	710,251	
2013-14	41	568,632	13,869	—	—	568,632	41	715,093	17,441	—	—	715,093	
2014-15	41	571,342	13,935	—	—	571,342	41	724,272	17,665	—	—	724,272	
2015-16	41	610,121	14,881	—	—	610,121	41	717,170	17,492	—	—	717,170	
2016-17	41	710,557	17,331	—	—	710,557	41	705,569	17,209	—	—	705,569	
2017-18	41	833,503	20,329	5	104,235	937,738	41	737,198	17,980	5	95,488	832,686	
2018-19	41	838,564	20,453	6	123,445	962,009	41	733,699	17,895	6	116,268	849,967	

BIGGEST & SMALLEST CROWDS

Biggest 76ers home crowd, ever.....	21,305	76ers vs. Chicago, April 17, 1998
Biggest 76ers home crowd, playoffs.....	21,087	76ers vs. Milwaukee May 30, 2001
Smallest crowd, playoffs.....	4,255	76ers vs. Cincinnati, March 28, 1964
Biggest 76ers crowd anywhere.....	52,745	at Pontiac, Michigan, February 14, 1987
Smallest Spectrum crowd.....	2,058	76ers vs. Buffalo, February 6, 1974
Smallest Center crowd.....	9,317	76ers vs. Charlotte, November 7, 2007



TRIPLE-DOUBLES (SINCE 1979-80)

PLAYER	DATE	OPPONENT	STATISTICS
Joel Embiid.....	4/4/19.....	Milwaukee Bucks.....	34 points, 13 rebounds, 13 assists
Ben Simmons.....	3/2/19.....	Golden State Warriors.....	25 points, 15 rebounds, 11 assists
Ben Simmons.....	2/28/19.....	Oklahoma City Thunder.....	11 points, 13 rebounds, 11 assists
Ben Simmons.....	1/23/19.....	San Antonio Spurs.....	21 points, 10 rebounds, 15 assists
Ben Simmons.....	1/11/19.....	Atlanta Hawks.....	23 points, 10 rebounds, 15 assists
Ben Simmons.....	1/5/19.....	Dallas Mavericks.....	20 points, 13 rebounds, 11 assists
Ben Simmons.....	12/27/18.....	Utah Jazz.....	13 points, 14 rebounds, 12 assists
Ben Simmons.....	12/19/18.....	New York Knicks.....	13 points, 12 rebounds, 10 assists
Ben Simmons.....	12/16/18.....	Cleveland Cavaliers.....	22 points, 11 rebounds, 14 assists
Joel Embiid.....	11/14/18.....	Orlando Magic.....	19 points, 13 rebounds, 10 assists
Ben Simmons.....	10/24/18.....	Milwaukee Bucks.....	14 points, 13 rebounds, 11 assists
Ben Simmons.....	10/18/18.....	Chicago Bulls.....	13 points, 13 rebounds, 11 assists
Markelle Fultz.....	4/11/18.....	vs. Milwaukee.....	13 points, 10 rebounds, 10 assists
Ben Simmons.....	4/6/18.....	vs. Cleveland.....	27 points, 15 rebounds, 13 assists
Ben Simmons.....	3/30/18.....	at Atlanta.....	13 points, 12 rebounds, 11 assists
Ben Simmons.....	3/24/18.....	vs. Minnesota.....	15 points, 12 rebounds, 13 assists
Ben Simmons.....	3/19/18.....	vs. Charlotte.....	11 points, 12 rebounds, 15 assists
Ben Simmons.....	3/15/18.....	at New York.....	13 points, 10 rebounds, 12 assists
Ben Simmons.....	3/13/18.....	vs. Indiana.....	10 points, 13 rebounds, 10 assists
Ben Simmons.....	2/14/18.....	vs. Miami.....	18 points, 12 rebounds, 10 assists
T.J. McConnell.....	2/12/18.....	vs. New York.....	10 points, 10 rebounds, 11 assists
Ben Simmons.....	1/24/18.....	vs. Chicago.....	19 points, 17 rebounds, 14 assists
Ben Simmons.....	12/18/17.....	at Chicago.....	19 points, 11 rebounds, 10 assists
Ben Simmons.....	12/7/17.....	vs. L.A. Lakers.....	12 points, 12 rebounds, 15 assists
Ben Simmons.....	11/3/17.....	vs. Indiana.....	14 points, 11 rebounds, 11 assists
Ben Simmons.....	10/23/17.....	at Detroit.....	21 points, 12 rebounds, 10 assists
Michael Carter-Williams.....	11/29/14.....	vs. Dallas.....	18 points, 10 rebounds, 16 assists
Michael Carter-Williams.....	12/13/14.....	vs. Memphis.....	16 points, 11 rebounds, 11 assists
Michael Carter-Williams.....	1/30/15.....	vs. Minnesota.....	17 points, 10 rebounds, 10 assists
Tony Wroten.....	11/13/13.....	vs. Houston.....	18 points, 10 rebounds, 11 assists
Michael Carter-Williams.....	12/3/13.....	vs. Orlando.....	27 points, 13 rebounds, 10 assists
Michael Carter-Williams.....	3/10/14.....	at New York.....	23 points, 13 rebounds, 10 assists
Jrue Holiday.....	1/2/13.....	at Phoenix.....	16 points, 10 rebounds, 10 assists
Andre Iguodala.....	1/28/12.....	vs. Detroit.....	10 points, 10 rebounds, 10 assists
Andre Iguodala.....	3/6/11.....	vs. Golden State.....	15 points, 11 rebounds, 10 assists
Andre Iguodala.....	3/4/11.....	vs. Minnesota.....	22 points, 13 assists, 10 rebounds
Andre Iguodala.....	2/16/11.....	at Houston.....	13 points, 12 rebounds, 10 assists
Jrue Holiday.....	2/2/11.....	at New Jersey.....	11 points, 11 assists, 10 rebounds
Andre Miller.....	12/20/08.....	vs. Indiana.....	14 points, 12 assists, 10 rebounds
Andre Miller.....	4/4/09.....	vs. Detroit.....	21 points, 12 assists, 10 rebounds
Andre Iguodala.....	3/7/07.....	vs. Seattle.....	25 points, 11 rebounds, 10 assists
Andre Iguodala.....	2/2/07.....	vs. Golden State.....	25 points, 10 rebounds, 13 assists
Andre Miller.....	1/26/07.....	vs. Cleveland.....	12 points, 12 rebounds, 13 assists
Andre Iguodala.....	11/22/06.....	vs. Milwaukee.....	10 points, 10 rebounds, 10 assists
Andre Iguodala.....	3/23/05.....	vs. Detroit.....	10 points, 10 rebounds, 10 assists
Eric Snow.....	2/26/05.....	vs. Memphis.....	22 points, 10 rebounds, 11 assists
Allen Iverson.....	1/7/02.....	vs. LA Clippers.....	30 points, 10 rebounds, 11 assists
Dikembe Mutombo.....	12/1/01.....	at Chicago.....	16 points, 19 rebounds, 10 blocks
Aaron McKie.....	1/3/01.....	vs. Atlanta.....	11 points, 10 rebounds, 10 assists
Aaron McKie.....	12/30/00.....	at Sacramento.....	19 points, 10 rebounds, 14 assists
Toni Kukoc.....	3/26/00.....	at Indiana.....	19 points, 10 rebounds, 10 assists
Dana Barros.....	4/8/95.....	vs. Orlando.....	25 points, 10 rebounds, 15 assists
Clarence Weatherspoon.....	2/7/94.....	vs. Charlotte.....	15 points, 15 rebounds, 13 assists
Hersey Hawkins.....	1/27/93.....	vs. Indiana.....	25 points, 13 rebounds, 10 assists
Charles Barkley.....	3/19/90.....	at New Jersey.....	29 points, 15 rebounds, 10 assists
Charles Barkley.....	3/7/90.....	vs. New York.....	15 points, 12 rebounds, 11 assists
Charles Barkley.....	4/23/89.....	vs. Washington.....	31 points, 16 rebounds, 11 assists
Charles Barkley.....	3/1/89.....	at Sacramento.....	30 points, 15 rebounds, 11 assists
Maurice Cheeks.....	1/6/88.....	vs. Utah.....	17 points, 10 rebounds, 12 assists
Charles Barkley.....	3/27/87.....	vs. New Jersey.....	28 points, 15 rebounds, 10 assists
Charles Barkley.....	3/14/87.....	at Detroit.....	30 points, 14 rebounds, 10 assists
Charles Barkley.....	2/26/87.....	at San Antonio.....	18 points, 17 rebounds, 10 assists
Charles Barkley.....	12/19/86.....	vs. Boston.....	15 points, 14 rebounds, 14 assists
Charles Barkley.....	11/4/86.....	at Indiana.....	34 points, 10 rebounds, 14 assists
Charles Barkley.....	4/4/86.....	vs. Cleveland.....	27 points, 22 rebounds, 10 assists
Andrew Toney.....	3/24/85.....	vs. Denver.....	28 points, 11 rebounds, 12 assists
Julius Erving.....	11/20/79.....	at San Antonio.....	26 points, 10 rebounds, 10 assists



HONORS



ALL-NBA TEAM SELECTIONS

FIRST TEAM ALL-NBA SELECTIONS

2004-05	Allen Iverson
2000-01	Allen Iverson
1998-99	Allen Iverson
1990-91	Charles Barkley
1989-90	Charles Barkley
1988-89	Charles Barkley
1987-88	Charles Barkley
1984-85	Moses Malone
1982-83	Moses Malone
1982-83	Julius Erving
1981-82	Julius Erving
1980-81	Julius Erving
1979-80	Julius Erving
1977-78	Julius Erving
1975-76	George McGinnis
1970-71	Billy Cunningham
1969-70	Billy Cunningham
1968-69	Billy Cunningham
1967-68	Wilt Chamberlain
1966-67	Wilt Chamberlain
1965-66	Wilt Chamberlain
1957-58	Dolph Schayes
1956-57	Dolph Schayes
1954-55	Dolph Schayes
1953-54	Dolph Schayes
1952-53	Dolph Schayes
1951-52	Dolph Schayes

SECOND TEAM ALL-NBA SELECTIONS

2018-19	Joel Embiid
2017-18	Joel Embiid
2002-03	Allen Iverson
2001-02	Allen Iverson
2000-01	Dikembe Mutombo
1999-00	Allen Iverson
1991-92	Charles Barkley
1986-87	Charles Barkley
1985-86	Charles Barkley
1983-84	Moses Malone
1983-84	Julius Erving
1976-77	Julius Erving
1976-77	George McGinnis
1971-72	Billy Cunningham
1968-69	Hal Greer
1967-68	Hal Greer
1966-67	Hal Greer
1965-66	Hal Greer
1964-65	Hal Greer
1963-64	Hal Greer
1962-63	Hal Greer
1960-61	Larry Costello
1960-61	Dolph Schayes
1959-60	Dolph Schayes
1958-59	Dolph Schayes
1955-56	Dolph Schayes
1954-55	Paul Seymour
1953-54	Paul Seymour
1950-51	Dolph Schayes
1949-50	Dolph Schayes
1949-50	Al Cervi

THIRD TEAM ALL-NBA SELECTIONS

2005-06	Allen Iverson
2001-02	Dikembe Mutombo

All-NBA teams selected by writers and broadcasters

NBA MOST VALUABLE PLAYER

*(Maurice Podoloff Trophy)
Selected by NBA players until 1979-80; by writers and
broadcasters since 1980-81*

2000-01	Allen Iverson
1982-83	Moses Malone
1980-81	Julius Erving
1967-68	Wilt Chamberlain
1966-67	Wilt Chamberlain
1965-66	Wilt Chamberlain

NBA COACH OF THE YEAR

*(Red Auerbach Trophy)
Selected by writers and broadcasters*

2000-01	Larry Brown
1965-66	Dolph Schayes

NBA ROOKIE OF THE YEAR

*(Eddie Gottlieb Trophy)
Selected by writers and broadcasters*

2017-18	Ben Simmons
2013-14	Michael Carter-Williams
1996-97	Allen Iverson

NBA ALL-DEFENSIVE PERFORMERS

Selected by NBA coaches

FIRST TEAM SELECTIONS

2017-18	Robert Covington
2000-01	Dikembe Mutombo
1985-86	Maurice Cheeks
1984-85	Maurice Cheeks
1983-84	Maurice Cheeks
1982-83	Maurice Cheeks
1982-83	Bobby Jones
1981-82	Moses Malone
1981-82	Bobby Jones
1981-82	Caldwell Jones
1980-81	Bobby Jones
1980-81	Caldwell Jones
1979-80	Bobby Jones
1978-79	Bobby Jones

SECOND TEAM SELECTIONS

2018-19	Joel Embiid
2017-18	Joel Embiid
2010-11	Andre Iguodala
2002-03	Eric Snow
2001-02	Dikembe Mutombo
1998-99	Theo Ratliff
1989-90	Rick Mahorn
1986-87	Maurice Cheeks
1984-85	Bobby Jones

NBA ALL-ROOKIE PERFORMERS

Selected by NBA coaches

FIRST TEAM SELECTIONS

2017-18	Ben Simmons
2016-17	Dario Saric
2016-17	Joel Embiid
2015-16	Jahlil Okafor
2014-15	Nerlens Noel
2013-14	Michael Carter-Williams
2004-05	Andre Iguodala
1996-97	Allen Iverson
1995-96	Jerry Stackhouse
1988-89	Hersey Hawkins
1984-85	Charles Barkley*
1972-73	Fred Boyd*
1965-66	Billy Cunningham*
1964-65	Lucious Jackson*
1962-63	Chet Walker*

SECOND TEAM SELECTIONS

1997-98	Tim Thomas
1994-95	Sharonne Wright
1993-94	Shawn Bradley
1992-93	Clarence Weatherspoon

* NOTE: The first and second NBA All-Rookie Team selections began in 1988-89.

NBA MOST IMPROVED PLAYER

Selected by writers and broadcasters

1994-95	Dana Barros
---------	-------------

NBA DEFENSIVE PLAYER OF THE YEAR

Selected by writers and broadcasters

2000-01	Dikembe Mutombo
---------	-----------------

HONORS

MISCELLANEOUS AWARD WINNERS

NBA SIXTH MAN AWARD

Selected by writers and broadcasters

2000-01..... Aaron McKie
1982-83..... Bobby Jones

IBM AWARD

Determined by computer formula

1987-88..... Charles Barkley
1986-87..... Charles Barkley
1985-86..... Charles Barkley

J. WALTER KENNEDY CITIZENSHIP AWARD

Selected by the Pro Basketball Writers Association

2009-10..... Samuel Dalembert
2000-01..... Dikembe Mutombo
1982-83..... Julius Erving

NBA SPORTSMANSHIP AWARD

Selected by writers and broadcasters

1999-00..... Eric Snow
1998-99..... Eric Snow (Atlantic Division Winner)

ALL-TIME TEAM USA OLYMPIC PARTICIPANTS

Player..... Yr(S)..... Yrs. with 76ERS
Andre Iguodala..... 2012..... 2004-12
Allen Iverson..... 2004..... 1996-2006; 2009-10
Larry Brown..... 1964, 2004*..... 1997-03
Charles Barkley..... 1992, 1996..... 1984-92
Jeff Grayer..... 1988..... 1994-95
Hersey Hawkins..... 1988..... 1988-93
Leon Wood..... 1984..... 1984-86
Danny Vranes..... 1980..... 1986-88
Mike Bantom..... 1972..... 1981-82
Doug Collins..... 1972..... 1973-81
Bobby Jones..... 1972..... 1978-86
Melvin Counts..... 1964..... 1972-73
Luke Jackson..... 1964..... 1964-72
George Wilson..... 1964..... 1968-70
Darrall Imhoff..... 1960..... 1968-70

*denotes head coach

NBA COMMUNITY ASSIST AWARD

Samuel Dalembert..... January, 2010
Samuel Dalembert..... February, 2009
Chris Webber..... December, 2005
Allen Iverson \$..... August, 2004
Allen Iverson..... July, 2004
Marc Jackson, Aaron McKie..... November, 2003
Todd MacCulloch..... October, 2002
Eric Snow..... December, 2001
George Lynch..... February, 2001

\$ - shared with USA Basketball team members

NBA PLAYER OF THE MONTH

Joel Embiid..... January, 2019
Allen Iverson..... April, 2005
Allen Iverson..... January, 2002
Allen Iverson..... January, 2001
Allen Iverson..... February, 1999
Charles Barkley..... November, 1988
Charles Barkley..... January, 1987
Moses Malone..... February, 1983
Moses Malone *..... December, 1982
Julius Erving..... November, 1981
Julius Erving..... November, 1980
Julius Erving..... March, 1980

* - shared with Larry Drew

NBA COACH OF THE MONTH

Doug Collins..... February 2011
Larry Brown..... March 2003
Larry Brown..... February, 2003
Larry Brown..... November, 2000
Jim Lynam..... January, 1990
Billy Cunningham..... December, 1982

NBA ROOKIE OF THE MONTH

Ben Simmons..... March, 2018
Ben Simmons..... February, 2018
Ben Simmons..... January, 2018
Ben Simmons..... November, 2017
Dario Šarić..... March, 2017
Dario Šarić..... February, 2017
Joel Embiid..... January, 2017
Joel Embiid..... December, 2016
Joel Embiid..... November, 2016
Michael Carter-Williams..... April, 2014
Michael Carter-Williams..... March, 2014
Michael Carter-Williams..... January, 2014
Michael Carter-Williams..... October/November, 2013
Allen Iverson..... April, 1997
Allen Iverson..... November, 1996
Jerry Stackhouse..... March, 1996

NBA PLAYER OF THE WEEK

Allen Iverson..... 20 times
2006-07: 1 (11/6/06); 2005-06: 3 (3/15/06, 1/17/06, 12/13/05); 2004-05: 4 (3/28/05, 3/7/05, 2/14/05, 12/27/04); 2003-04: 1 (11/16/03); 2002-03: 3 (3/17/03, 12/2/02, 11/25/02); 2001-02: 4 (3/3/02, 1/27/02, 1/20/02, 11/19/01); 2000-01: 2 (2/20/01, 1/8/01); 1998-99: --; 1997-98: 1 (1/18/98); 1996-97: 1 (4/13/97)
Charles Barkley..... 6 times
1990-91: 1 (11/25/90); 1989-90: 1 (4/8/90); 1987-88: 1 (3/20/88); 1985-86: 3 (3/30/86, 3/2/86, 1/26/86)
Joel Embiid..... 4 times
2016-17: 1 (1/23/17); 2017-18: 2 (1/22/18, 2/12/18); 2018-19: 1 (1/19)
Julius Erving..... 3 times
1986-97: 1 (4/19/87); 1980-81: 1 (1/18/81); 1979-80: 1 (10/21/79)
Joel Embiid..... 3 times
2016-17: 1 (1/23/17); 2017-18: 2 (1/22/18, 2/12/18)
Moses Malone..... 2 times
1984-85: 1 (11/18/84); 1983-84: 1 (3/25/84); 1982-83: 1 (2/6/83)
Andre Miller..... 2 times
2007-08: 2 (2/4-2/10/08, 2/25-3/2/08)
Ben Simmons..... 2 times
2017-18: 1 (4/9/18); 2018-19: (3/4/19)
Thaddeus Young..... 1 time
2013-14: 1 (1/6/14)
Michael Carter-Williams..... 1 time
2013-14: 1 (11/3/13)
Aaron McKie..... 1 time
2000-01: 1 (1/2/01)
Eric Snow..... 1 time
2001-02: 1 (4/14/02)
Andrew Toney..... 1 time
1982-83: 1 (3/20/83 #)
Caldwell Jones..... 1 time
1980-81: 1 (2/8/81)

#- shared with Gus Williams

HONORS



ALL-STAR WEEKEND PARTICIPANTS

ALL-STAR GAME SELECTIONS

Since the first NBA All-Star game (1950-51), 29 different players have earned 98 All-Star selections:

Dolph Schayes.....	12
1951, 1952*, 1953, 1954, 1955, 1956, 1957, 1958, 1959, 1960, 1961, 1962	
Julius Erving.....	11
1977, 1978, 1979, 1980, 1981, 1982, 1983, 1984, 1985, 1986, 1987	
Hal Greer.....	10
1961, 1962, 1963, 1964, 1965, 1966, 1967, 1968, 1969, 1970	
Allen Iverson.....	7
2000, 2001, 2002, 2003, 2004, 2005, 2006	
Charles Barkley.....	6
1987, 1988, 1989, 1990, 1991, 1992	
Larry Costello.....	6
1958, 1959, 1960, 1961, 1962*, 1965	
Maurice Cheeks.....	4
1983, 1986, 1987, 1988	
Doug Collins.....	4
1976, 1977, 1978, 1979*	
Billy Cunningham.....	4
1969, 1970, 1971, 1972	
Moses Malone.....	4
1983, 1984*, 1985, 1986	
Wilt Chamberlain.....	3
1966, 1967, 1968	
John "Red" Kerr.....	3
1956, 1959, 1963	
Paul Seymour.....	3
1953, 1954, 1955	
Chet Walker.....	3
1964, 1966, 1967	
Bobby Jones.....	2
1981, 1982	
George McGinnis.....	2
1976, 1977	
Andrew Toney.....	2
1983, 1984	
Joel Embiid.....	2
2018, 2019	
Ben Simmons.....	1
2019	
Jrue Holiday.....	1
2013	
Andre Iguodala.....	1
2012	
Dikembe Mutombo.....	1
2002	
Theo Ratliff.....	1
2001*	
Dana Barros.....	1
1995	
Hersey Hawkins.....	1
1991	
Steve Mix.....	1
1975	
John Block.....	1
1973	
Luke Jackson.....	1
1965	
Lee Shaffer III.....	1
1963	
George Yardley.....	1
1960	
Billy Gabor.....	1
1953	
Red Rocha.....	1
1952	

*denotes injured and did not participate

ALL-STAR GAME MVP

Allen Iverson.....	2005
Allen Iverson.....	2001
Charles Barkley.....	1991
Julius Erving.....	1983
Julius Erving.....	1977
Hal Greer.....	1968

ROOKIE CHALLENGE MVP

Andre Iguodala (Sophomore Team).....	2006
Allen Iverson.....	1997

ALL-STAR COACHES

Billy Cunningham.....	4-0.....	1978, 1980, 1981, 1983
Al Cervi.....	2-0.....	1955, 1952
Larry Brown.....	1-0.....	2001
Alex Hannum.....	1-0.....	1968
Gene Shue.....	0-1.....	1977

ALL-STAR SATURDAY PARTICIPANTS

ROOKIE CHALLENGE

Ben Simmons.....	2019
Joel Embiid.....	2018
Dario Šarić.....	2018
Ben Simmons.....	2018
Jahlil Okafor.....	2017
Dario Šarić.....	2017
Nerlens Noel.....	2016
Jahlil Okafor.....	2016
Michael Carter-Williams.....	2015
Robert Covington.....	2015
Nerlens Noel.....	2015
Michael Carter-Williams.....	2014
Evan Turner.....	2012
Jrue Holiday.....	2011
Thaddeus Young.....	2009
Andre Iguodala (MVP).....	2006
Andre Iguodala.....	2005
Kyle Korver.....	2005
Todd MacCulloch.....	2000
Tim Thomas.....	1998
Allen Iverson (MVP).....	1997
Jerry Stackhouse.....	1996
Sharone Wright.....	1995
Shawn Bradley.....	1994

THREE-POINT SHOOTOUT

Kyle Korver.....	2005
Kyle Korver.....	2004
Allen Iverson.....	2000
Dana Barros.....	1995
Dana Barros.....	1994
Hersey Hawkins.....	1991
Gerald Henderson.....	1989

SLAM DUNK CONTEST

Andre Iguodala.....	2006
Larry Hughes.....	2000
Jerry Stackhouse.....	1996
Tim Perry.....	1995
Tim Perry.....	1993
Julius Erving.....	1985
Julius Erving.....	1984

HONORS

BASKETBALL HALL OF FAMERS



Charles Barkley
Enshrined as a player on
Sept. 8, 2006.
1984-92: 76ers player



Danny Biasone
Enshrined as contributor on
Oct. 13, 2000
1949-63: Nationals President
& Founder



Larry Brown
Enshrined as a coach on
Sept. 27, 2002
1997-03: 76ers head coach



Al Cervi
Enshrined as a player on
July 1, 1985
1949-53: Nationals player
1949-56: Nationals head coach



Wilt Chamberlain
Enshrined as a player on
April 28, 1979
1965-68: 76ers player



Maurice Cheeks
Enshrined as a player on
Sept. 7 2018.
1978-89: 76ers player



Billy Cunningham
Enshrined as a player on
May 6, 1986
1965-72, 1974-76: 76ers player
1977-85: 76ers head coach



Julius Erving
Enshrined as a player on
May 10, 1993
1976-87: 76ers player



Hal Greer
Enshrined as a player on
May 3, 1982
1958-73: 76ers/Nationals player



Alex Hannum
Enshrined as a coach on
Oct. 2, 1998
1949-51: Nationals player
1960-68: 76ers/Nationals Coach



George McGinnis
Enshrined as a player on
April 1, 2017.
1975-1978: 76ers player



Bailey Howell
Enshrined as a player on
Sept. 29, 1997
1970-71: 76ers player



Allen Iverson
Enshrined as a player on
Sept. 9 2016.
1996-2007, 2009-10: 76ers player



Moses Malone
Enshrined as a player on
Oct. 5, 2001
1982-86, 1993-94: 76ers player



Bob McAdoo
Enshrined as a player on
Oct. 13, 2000
1985-86: 76ers player



Dikembe Mutombo
Enshrined as a player on
Sept. 12, 2015
2001-2002: 76ers player



Jack Ramsay
Enshrined as a coach on
May 11, 1992
1968-72: 76ers head coach



Dolph Schayes
Enshrined as a player on
April 26, 1998
1949-64: 76ers/Nationals player
1963-66: 76ers head coach



Chet Walker
Enshrined as a player on
Sept. 7, 2012
1962-69: 76ers/Nationals player



George Yardley
Enshrined as a player on
May 6, 1996
1959-60: Nationals player



Bobby Jones
Enshrined as a player on
Sept. 6, 2019
1978-86: 76ers player

OTHER HALL OF FAME AWARDS/HONORS

JOHN BUNN AWARD

Presented for outstanding lifetime achievement to basketball. It is the highest single honor the Basketball Hall of Fame awards outside of actual Enshrinement.

Harvey Pollack (Awarded on July 18, 2002)

CURT GOWDY MEDIA AWARD

Awarded annually to one member of print and electronic media whose efforts have made significant contribution to the game of basketball.

Bill Campbell (Awarded on June 16, 2005)

RETIRED NUMBERS



#34 Charles Barkley

Jersey Retired: March 30, 2001
Seasons with Franchise: 8 (1984-92)

Despite measuring a shade under 6-foot-5, “Sir Charles” established himself as a force under the basket in two gold medal-winning Olympics and 16 NBA seasons. Barkley averaged 22.1 points and 11.7 rebounds per game in 16 NBA seasons and appeared in nine All-Star Games, capturing MVP honors in 1991 after scoring 17 points and 22 rebounds. Selected by Philadelphia with the fifth overall pick in the 1984 NBA Draft, Barkley averaged 23.3 points and 11.6 rebounds in eight seasons with the 76ers. He also played four seasons with Phoenix (1992-96) and spent the final three seasons of his career in Houston (1996-99).

HIGHLIGHTS: NBA Most Valuable Player (1993)...elected to Naismith Memorial Basketball Hall of Fame (2006)...IBM Award, for all-around contributions to team’s success (1986, 1987, 1988)...All-NBA first team (1988, 1989, 1990, 1991, 1993)...All-NBA second team (1986, 1987, 1992, 1994, 1995)...All-NBA third team (1996)...NBA All-Rookie Team (1995)...NBA All-Star selection (1987, 1988, 1989, 1990, 1991, 1992, 1993, 1994, 1995, 1996, 1997)...NBA All-Star Game Most Valuable Player (1991)...NBA 50th Anniversary All-Time Team (1996).




#13 Wilt Chamberlain

Jersey Retired: March 18, 1991
Seasons with Franchise: 4 (1964-68)

A Philadelphia native, Wilt Chamberlain was one of the most dominant players the NBA has ever seen. He finished his 14-year career with a 30.1 scoring average and a 22.9 rebound average. The four-time league MVP is the only player to score 100 points in a single game and holds the NBA record for most games with 50 or more points, a feat he accomplished an astounding 118 times. On a league-record nine occasions “The Big Dipper” led the league in field goal percentage and seven seasons he was the league’s top scorer. He ranks as the Sixers all-time leader in both scoring average and field goal percentage. Chamberlain totaled 31,419 points and 23,924 rebounds during his NBA career and was selected to play in the NBA All-Star Game 13 times. Chamberlain helped the Sixers claim the NBA championship in 1967 and guided the Los Angeles Lakers to an NBA crown in 1972.

HIGHLIGHTS: NBA Most Valuable Player (1960, 1966, 1967, 1968)...NBA Rookie of the Year (1960)...All-NBA first team (1960, 1961, 1962, 1964, 1966, 1967, 1968)...All-NBA second team (1963, 1965, 1972)...NBA All-Defensive first team (1972, 1973)...elected to Naismith Memorial Basketball Hall of Fame (1978)...NBA 35th Anniversary All-Time Team (1980)...NBA 50th Anniversary All-Time Team (1996)...member of the NBA Championship team (1967, 1972)...NBA Finals Most Valuable Player (1972)...NBA All-Star Game Most Valuable Player (1960).



#10 Maurice Cheeks

Jersey Retired: Feb. 6, 1995
Seasons with Franchise: 21 - Player, 11 (1978-89);
Assistant Coach, 7 (1994-01); Head Coach, 4 (2005-2009)

Maurice Cheeks, the consummate point guard, played 15 seasons in the NBA, 11 in Philadelphia, after being selected in the second round (36th overall) of the 1978 NBA Draft. He is the Sixers all-time leader in both steals and assists. In each of his 11 seasons in Philadelphia, Cheeks led the Sixers in assists and each of his first 10 seasons he also led the team in steals. Four times as a member of the 76ers he played in the NBA All-Star Game and was instrumental in the Sixers 1983 NBA championship. Additionally, Cheeks shares single-game records for most steals in an NBA Finals game and an NBA playoff game. During his stellar NBA career, Cheeks tallied 12,195 points, 7,392 assists and 2,310 steals. He served as an assistant coach with the Sixers for seven seasons (1994-01) and returned to Philadelphia for his first season as a head coach with the 76ers in 2005-06.

HIGHLIGHTS: Member of the 1983 NBA Championship team...NBA All-Defensive first team (1983, 1984, 1985, 1986)...NBA All-Defensive second team (1987)...NBA All-Star selection (1983, 1986, 1987, 1988)...elected to Naismith Memorial Basketball Hall of Fame (2018).

HONORS

RETIRED NUMBERS



#32 Billy Cunningham

Jersey Retired: Dec. 17, 1976

Seasons with Franchise: 17 - Player, 9 (1965-72, 1974-76);

Head Coach, 8 (1977-85)

Billy Cunningham, the 76ers first round draft choice in the 1965 NBA Draft (7th overall), played nine seasons for the Sixers and served as their head coach for eight years. The 1966 NBA Rookie of the Year scored 13,626 points during his career with the 76ers and made four consecutive All-Star Game appearances. Cunningham also played two seasons for the Carolina Cougars of the ABA and was the league's MVP and a first-team ABA All-Star in 1973. He compiled a 454-196 record as the Sixers head coach and guided the team to three division titles. Cunningham is the only member of the organization to capture an NBA championship as both a player (1967) and as a head coach (1983).

HIGHLIGHTS: All-NBA first team (1969, 1970, 1971)...All-NBA second team (1972)... NBA All-Rookie Team (1965)...elected to Naismith Memorial Basketball Hall of Fame (1986)...One of the 50 Greatest Players in NBA History (1996)...member of NBA Championship team (1967)...winningest coach (454-196) in franchise history.




#6 Julius Erving

Jersey Retired: April 18, 1988

Seasons with Franchise: 11 (1976-87)

One of the most popular athletes in Philadelphia sports history, Julius Erving played 11 seasons as a member of the 76ers after being acquired from the New York Nets in 1976. "Dr. J" was selected to play in the NBA All-Star Game in each of his 11 seasons in the league and became the first Sixers player to be chosen MVP of the All-Star Game on two occasions (1977, 1983). Erving was a member of the 76ers 1983 championship team and is the franchise's all-time leader in blocked shots. Prior to his entry into the NBA, Erving played five seasons in the ABA where he was named the league's MVP twice (1974, 1976) and the co-MVP in 1975. He guided the New York Nets to a pair of ABA titles and appeared in the ABA All-Star Game in each of his five seasons.

HIGHLIGHTS: NBA Most Valuable Player (1981)...All-NBA first team (1978, 1980, 1981, 1982, 1983)...All-NBA second team (1977, 1984)...J. Walter Kennedy Citizenship Award (1983)...elected to the Naismith Memorial Basketball Hall of Fame (1993)... NBA 35th Anniversary All-Time Team...One of the 50 Greatest Players in NBA History (1996)...member of NBA Championship team (1983)...All-Star Game Most Valuable Player (1977, 1983).



#15 Hal Greer

Jersey Retired: Nov, 19, 1976

Seasons with Franchise: 14 - Nationals, 5 (1958-63); 76ers, 9 (1963-73)

Hal Greer was the first player to have his number retired by the 76ers organization. Greer, who represented the 76ers in the NBA All-Star Game for 10-straight years (1961-70), is the only Sixers player to wear number 15. He was selected by the Syracuse Nationals in the second round (14th overall) of the 1958 NBA Draft. He played five seasons for Syracuse before the franchise moved to Philadelphia in 1963. Greer totaled 21,586 points during his 15-year career and helped lead the Sixers to the 1967 NBA championship. He currently ranks as the 76ers all-time leader in points scored, minutes played, field goals made, field goals attempted, games played and personal fouls.

HIGHLIGHTS: All-NBA second team (1963, 1964, 1965, 1966, 1967, 1968, 1969)...elected to Naismith Memorial Basketball Hall of Fame (1982)...One of the 50 Greatest Players in NBA History (1996)...member of NBA Championship team (1967)...NBA All-Star Game Most Valuable Player (1968).

RETIRED NUMBERS



#3 Allen Iverson

Jersey Retired: Mar. 1, 2014

Seasons with Franchise: 12 (1996-2007, 2009-10)

Allen Iverson was the first overall pick by Philadelphia in the 1996 NBA Draft and played his first 10-plus seasons with the franchise. Considered by many to be the pound-for-pound toughest player in league history, Iverson was also one of the most iconic athletes of his generation. The crowning achievement in Iverson's career came in 2000-01 when he was named MVP of the league while leading the Sixers to the NBA Finals. Iverson has the seventh-highest scoring average in league history (26.7 ppg) and scored the second-most points in franchise history. He also owns the second-highest scoring average in playoff history (29.7 ppg), trailing only Michael Jordan. Iverson led the NBA in steals in three consecutive seasons from 2000-01 through 2002-03 and ranks eighth in the league history in steals per game (2.17).

HIGHLIGHTS: Selected to Naismith Memorial Basketball Hall of Fame (2016); NBA Most Valuable Player (2001); NBA Rookie of the Year (1997), 11-time NBA All-Star and two-time All-Star Game MVP; four-time NBA scoring champion; three-time NBA steals leader; three-time All-NBA First Team; three time All-NBA Second Team.



#24 Bobby Jones

Jersey Retired: Nov. 7, 1986

Seasons with Franchise: 8 (1978-86)

One of the greatest defenders in NBA history, Bobby Jones played eight of his 10 NBA seasons for the 76ers. He was named to the NBA's All-Defensive first team eight consecutive seasons from 1977-84 and was a second team selection in 1985. In 1983, he captured the NBA Sixth Man Award and helped lead the Sixers to the NBA championship. A first round draft choice (15th overall) of the Houston Rockets in the 1974 NBA Draft, Jones began his professional career as a member of the ABA's Denver Nuggets. He was a member of the ABA All-Rookie team in 1985, an ABA All-Star in 1976 and a member of the ABA's All-Defensive Team in both 1975 and 1976. With the 76ers, he totaled 6,585 points and 2,942 rebounds.

HIGHLIGHTS:NBA Sixth Man Award (1983)...NBA All-Defensive first team (1977, 1978, 1979, 1980, 1981, 1982, 1983, 1984)...NBA All-Defensive second team (1985)...elected to Naismith Memorial Basketball Hall of Fame (2019)...member of NBA Championship team (1983)...member of silver-medal winning U.S. Olympic team (1972)...NBA All-Star Game (1977, 1978, 1981, 1982).



#4 Dolph Schayes

Jersey Retired: Mar. 12, 2016

Seasons with Franchise: 18 - Player, 15 (1950-64);

Head Coach, 3 (1963-66)

Dolph Schayes played 14 seasons with the Syracuse Nationals (1949-63), before accompanying the team to Philadelphia and suiting up for the Sixers in his final NBA campaign, 1963-64. Schayes served as player-coach during the 1963-64 season and would coach the Sixers for the next two seasons. As a coach, he registered a .538 winning percentage (129-111). In 996 career games with the Nationals/Sixers, Schayes averaged 18.5 points and 12.1 rebounds in 34.4 minutes per game. In 1954-55, Schayes led the Nationals to the franchise's first NBA title in a seven-game series against the Fort Wayne Pistons. A 12-time all-star, Hall of Fame inductee, and member of the NBA's 50 Greatest Players, Schayes was the NBA's all-time leading scorer (18,348 points) at the time of his retirement.

HIGHLIGHTS: Selected to Naismith Memorial Basketball Hall of Fame (1973); One of NBA's 50 Greatest Players (1996); 12-time NBA All-Star; Six-time All-NBA First Team; Six-time All-NBA Second Team; 1955 NBA Champion (Syracuse Nationals); NBA Coach of the Year (1966).

HONORS

HONOREE

David Zinkoff

Microphone Retired: March 25, 1986

Seasons with Franchise: 22 (1963-1985)

The only non-player to be recognized with a banner in the rafters of The Center, Dave Zinkoff was the Sixers legendary public address announcer from their inception in 1963 until his passing on Christmas Day in 1985. Zinkoff also served as the public address announcer for the Philadelphia Warriors from 1946 through 1962 and at numerous college basketball games at Convention Hall. He also served in the same capacity for boxing and wrestling at Convention Hall and for the first-ever Sugar Bowl. In addition to having his microphone retired, Zinkoff Boulevard was dedicated on June 19, 1986.







RECORDS



TEAM SINGLE-GAME RECORDS

MOST POINTS

Game	163	vs. San Francisco	03/10/63
1st Half	86	vs. Detroit	02/12/61
2nd Half	95	at Seattle	12/20/67
1st Quarter	50	at San Francisco	12/16/62
2nd Quarter	48	vs. Detroit	02/12/61
3rd Quarter	51	vs. Detroit	03/02/63
4th Quarter	53	at Seattle	12/20/67
OT	22	vs. Miami	04/14/05

MOST FGM

Game	69	vs. San Francisco	03/10/63
Half	40	vs. Detroit	01/13/63
Quarter	21	at San Francisco	12/16/62

MOST FGA

Game	140	vs. Philadelphia	03/01/61
	140	at Philadelphia	02/17/60
Half	78	vs. Philadelphia	03/02/61
Quarter	40	vs. Philadelphia	03/03/61

BEST FG PCT

Game	.686 (48-70)	vs. New Jersey	03/22/86
Half	.758 (25-33)	vs. Portland	11/16/07
Quarter	.938 (15-16)	vs. LA Lakers	12/02/66

MOST 3-PT FGM

Game	21	vs. Minnesota	1/15/19
------	----	---------------	---------

MOST 3-PT FGA

Game	47	vs. Atlanta	10/29/18
------	----	-------------	----------

MOST FTM

Game (5OT)	59	vs. Anderson	11/24/49
Game	51	vs. Rochester	01/15/53

MOST FTA

Game (5OT)	68	vs. New York	02/15/53
Game	67	vs. Tri-Cities	11/17/49
	67	vs. Chicago	12/07/62
Half	42	at San Francisco	12/18/65
Quarter	27	at San Diego	11/08/67
	27	vs. Detroit	12/22/90

BEST FT PCT

Game	1.000	Several times; most without a miss: at Boston (29-29)	11/2/57
------	-------	--	---------

MOST REBOUNDS

Game	97	vs. Philadelphia	02/21/57
	97	at Philadelphia	03/04/61
Quarter	35	vs. New York	11/11/61

MOST OFF. REBOUNDS

Game	32	at Detroit (OT)	12/19/75
	32	vs. L.A. Lakers	01/08/75
Half	19	vs. LA Clippers	01/08/86

MOST DEF. REBOUNDS

Game	54	vs. Washington (OT)	11/15/75
Half	34	vs. Washington	11/16/75

MOST ASSISTS

Game	45	vs. Denver	12/07/88
Half	25	vs. Cincinnati	03/19/71
	25	vs. Boston	11/05/77
	25	vs. Detroit	03/25/81
Quarter	16	vs. Houston	11/21/82

MOST PERSONAL FOULS

Game (OT)	59	at Baltimore	11/15/52
Game	50	vs. New York	02/15/53
Half	28	at Boston	12/26/50
Quarter	16	at Boston	12/26/50
	16	vs. San Diego	11/19/69

MOST STEALS

Game	24	vs. Detroit	11/11/78
Half	14	vs. New York	02/20/08
Quarter	10	vs. Phoenix	03/17/84

MOST TURNOVERS

Game (2OT)	39	at Detroit	11/07/69
Game	38	vs. San Antonio	10/22/76
	38	vs. Atlanta	01/19/77
	38	at Phoenix	03/04/79

MOST TURNOVERS (CONT.)

Half	20	at Phoenix	01/27/78
	20	vs. Atlanta	12/14/79
Quarter	13	vs. Atlanta	12/14/79
	13	vs. Denver	02/16/83

RECORDS

TEAM SINGLE-GAME & SINGLE-SEASON RECORDS

MOST BLOCKED SHOTS	Game	20	vs. Seattle	03/09/84
	Quarter	9	vs. Orlando	01/31/92
		9	vs. New York	01/22/93
LONGEST WIN STREAK	Overall	18		03/03/66 to 11/04/66
	Single-Season	16		(3/15/18-4/11/18)
	Home (Overall)	36		01/14/66 to 01/20/67
	Home (Single-Season)	25		12/17/77 to 04/08/78
	Road	13		12/08/00 to 01/28/01
LONGEST LOSING STREAK	Overall	28		(3/27/15-11/29/15)
	Season	26		01/31/14 to 03/27/14
	Home	18		01/17/14 to 03/21/14
	Road	23		(1/27/16-12/6/16)
	Road	23		(3/29/15-12/23/15)
LARGEST MARGIN OF VICTORY	Home	62	vs. New York	12/25/60
	Road	41	at Chicago	11/11/80

TEAM SINGLE-SEASON RECORDS

Field Goals	3965	1967-68
Field Goals Attempted	8875	1961-62
Field Goal Percentage	51.8	1981-82
3-Pt. Field Goals	901	2017-18
3-Pt. Field Goals Attempted	2,474	2018-19
3-Pt. Field Goal Percentage	37.9	1994-95
Free Throws	2350	1962-63
Free Throws Attempted	3411	*1966-67
Free Throw Percentage	80.3	1984-85
Rebounds	5914	1967-68
Offensive	1385	1975-76
Defensive	3,025	2018-19
Assists	2369	1980-81
Personal Fouls	2344	1961-62
Disqualifications	64	1950-51
Points	10143	1966-67
Average Points	125.2	1966-67
Steals	862	1985-86
Blocked Shots	653	1983-84
Turnovers	1915	1976-77
Most Road Wins	30	1982-83
Most 100-point games	80	1966-67
	80	1969-70
Most Victories	68	1966-67
Best Percentage	.840 (68-13)	1966-67
Worst Percentage	.110 (9-73)	*1972-73
Most Consecutive 100-point Games	73	1961-62
	73	1966-67

* - League Record

** - includes Neutral Court Wins



INDIVIDUAL SINGLE-GAME RECORDS

Most Points	Game	68	Wilt Chamberlain	at Chicago	12/16/67
	1st Half	39	Wilt Chamberlain	vs. LA Lakers	02/07/66
	2nd Half	39	Hal Greer	vs. Philadelphia (at Boston)	02/14/59
		39	Wilt Chamberlain	at Chicago	12/16/67
		39	Allen Iverson	at Cleveland	04/12/97
	1st Quarter	21	Julius Erving	vs. Chicago	03/28/79
	2nd Quarter	23	Wilt Chamberlain	vs. LA Lakers	02/07/66
	3rd Quarter	22	Allen Iverson	vs. Chicago	01/17/01
		22	Allen Iverson	vs. Indiana	01/06/03
	4th Quarter	25	Andrew Toney	vs. Boston	03/21/82
Most FGM	Game	30	Wilt Chamberlain	at Chicago	12/16/67
	Half	18	Hal Greer	vs. Philadelphia (at Boston)	02/14/59
	Quarter	10	Wilt Chamberlain	vs. LA Lakers	02/07/66
		10	Wilt Chamberlain	at Chicago	12/16/67
		10	Archie Clark	at Chicago	11/18/69
Most FGA	Game	43	Wilt Chamberlain	vs. LA Lakers	02/07/66
	Half	23	Hal Greer	vs. Boston	02/21/64
		23	Wilt Chamberlain	vs. San Francisco	03/03/66
	23	Wilt Chamberlain	at Chicago	12/16/67	
	23	Allen Iverson	vs. Minnesota	01/09/00	
		23	Allen Iverson	vs. Indiana	01/06/03
Most 3-Pt. FGM	Game	9	Dana Barros	vs. Phoenix	01/27/95
Most 3-Pt. FGA	Game	17	Robert Covington	vs. Milwaukee	04/10/16
		17	Vernon Maxwell	vs. New Jersey	04/08/96
Most Consecutive FG	Single-Game	*18	Wilt Chamberlain	vs. Baltimore (at Pittsburgh)	02/24/67
	Multiple Games	*35	Wilt Chamberlain	4 Games	2/17/67 to 2/28/67
Most FTM	Game	24	Willie Burton	vs. Miami	12/13/94
		24	Allen Iverson	vs. Orlando	02/12/05
	Half	18	Willie Burton	vs. Miami	12/13/94
	Quarter	13	Willie Burton	vs. Miami	12/13/94
Most FTA	Game	30	Wilt Chamberlain	vs. Seattle	12/01/67
	Half	22	Willie Burton	vs. Miami	12/13/94
	Quarter	16	Willie Burton	vs. Miami	12/13/94
Most FTM w/o a miss		18 of 18	Dolph Schayes	vs. Minneapolis	01/10/57
		18 of 18	Dolph Schayes	vs. Boston	03/09/57
		18 of 18	Dolph Schayes	vs. LA Lakers	10/29/60
Most Rebounds	Game	43	Wilt Chamberlain	vs. Boston	03/06/65
	Half	25	Wilt Chamberlain	vs. Boston	04/05/67
	Quarter	16	Wilt Chamberlain	vs. San Francisco	03/02/67
Most Off. Rebounds	Game	16	Charles Barkley	vs. New York	03/04/87
		16	Charles Barkley	vs. Denver	03/20/87
	Half	13	Charles Barkley	vs. New York	03/04/87
	Quarter	11	Charles Barkley	vs. New York	03/04/87
Most Def. Rebounds	Game	22	Caldwell Jones	vs. Milwaukee	02/18/79
	Half	13	Billy Cunningham	vs. LA Lakers	02/05/75
	Quarter	10	Caldwell Jones	vs. Golden State	01/22/78
		10	Moses Malone	vs. Portland	01/23/82
		10	Moses Malone	vs. Cleveland	02/15/85
		10	Dikembe Mutombo	vs. Chicago	12/01/02
Most Assists	Game	21	Wilt Chamberlain	vs. Detroit	02/02/68
		21	Maurice Cheeks	vs. New Jersey	10/30/82
	Half	13	Maurice Cheeks	vs. San Diego	03/03/82
	Quarter	9	Maurice Cheeks	vs. Indiana	04/11/86
		9	Darryl Dawkins	vs. Cleveland	05/05/90
		9	Eric Snow	vs. Atlanta	01/29/03
		9	Andre Iguodala	vs. New York	02/04/11
Most Personal Fouls	Game	16	Dolph Schayes	vs. Boston	11/19/60
	Half	6	Connie Dierking	vs. Cincinnati (at New York)	11/17/59
		6	Charles Barkley	vs. Boston	12/22/87
		6	Hal Greer	vs. Milwaukee	02/10/70
		6	Bud Ogden	vs. Phoenix	02/15/70
		6	Doug Collins	vs. Cleveland	01/08/75
		6	Clyde Lee	vs. Portland	03/12/75
	Quarter	6	Connie Dierking	vs. Cincinnati (at New York)	11/17/59

RECORDS

INDIVIDUAL SINGLE-GAME RECORDS

		6	Bud Ogden	vs. Phoenix	02/15/70
Most Steals	Game	9	Maurice Cheeks	vs. LA Clippers	01/05/87
		9	Hersey Hawkins	vs. Boston	01/25/91
		9	Allen Iverson	vs. Orlando	03/19/00
	Half	9	Allen Iverson	vs. L.A. Lakers (OT)	12/20/02
		9	Michael Carter-Williams	vs. Miami	10/30/14
		7	Maurice Cheeks	vs. Phoenix	03/17/84
	Quarter	7	Maurice Cheeks	vs. LA Clippers	01/05/87
		7	Allen Iverson	vs. Orlando	03/19/00
		6	George McGinnis	vs. Denver	12/01/76
Most Turnovers	Game	12	George McGinnis	at Denver	1/30/77
		12	Allen Iverson	vs. Golden State	03/08/05
	Half	7	Julius Erving	at Atlanta	11/15/77
		7	George McGinnis	vs. New Jersey	02/19/78
		7	Charles Barkley	vs. Portland	02/19/86
	Quarter	7	Charles Barkley	vs. Dallas	03/30/86
		7	Charles Barkley	vs. Sacramento	03/11/88
		7	Cliff Robinson	vs. New York	04/05/88
		7	Allen Iverson	vs. Vancouver	11/30/96
		7	Allen Iverson	vs. Washington	11/28/01
		7	Allen Iverson	vs. Golden State	03/08/05
		7	Joel Embiid	at Golden State	01/31/19
		7	Ben Simmons	at Washington	01/09/19
		7	Ben Simmons	at Toronto	10/30/18
		6	George McGinnis	vs. New Jersey	02/19/78
		6	Bobby Jones	vs. Indiana	10/24/79
		6	Cliff Robinson	vs. Cleveland	11/24/87
	6	Charles Barkley	vs. Sacramento	03/11/88	
	6	Allen Iverson	vs. Atlanta	12/09/96	
	6	Allen Iverson	vs. Atlanta	01/17/97	
	Most Blocked Shots	Game	10	Harvey Catchings	vs. Atlanta
10			Manute Bol	at Sacramento	02/14/91
10			Dikembe Mutombo	at Chicago	12/01/02
Half		10	Harvey Catchings	vs. Atlanta	03/21/75
Quarter		8	Dikembe Mutombo	at Chicago	12/01/02
Most Consec. Pts.	Single-Game	32	Larry Costello (13 FG, 6 FT)	at Boston	12/08/61
	Without a Miss	31	Charles Barkley (10 FG, 2 3FG, 9 FT)	vs. San Antonio	03/24/89



76ERS ALL-TIME TOP PERFORMANCES: 50+ POINT CLUB

PTS	PLAYER	OPP	DATE	FGM-A	3PM-A	FTM-A	W/L	SCORE
68	Wilt Chamberlain	at CHI	12/16/67	30-40	---	8-22	W	143-123
65	Wilt Chamberlain	vs LA	02/07/66	28-43	---	9-20	W	132-125
62	Wilt Chamberlain	vs SF	03/03/66	26-39	---	10-19	W	135-125
60	Allen Iverson	vs ORL	02/12/05	17-36	2-5	24-27	W	112-99
58	Allen Iverson	vs HOU	01/15/02	21-42	2-3	14-14	W	112-106 (OT)
58	Wilt Chamberlain	vs CIN	02/13/67	26-34	---	6-14	W	131-123
54	Allen Iverson	at MIL	12/18/04	17-29	4-7	16-21	W	116-97
54	Allen Iverson	at CLE	01/06/01	20-30	4-7	10-13	W	107-103
53	Allen Iverson	at ATL	12/23/05	17-31	0-1	19-21	L	108-111
53	Willie Burton	vs MIA	12/13/94	12-19	5-8	24-28	W	105-90
53	Wilt Chamberlain	vs LA	03/18/68	24-29	---	5-10	W	158-128
53	Wilt Chamberlain	at SEA	12/20/67	20-23	---	13-26	W	160-122
53	Wilt Chamberlain	vs LA	01/25/66	21-41	---	11-13	W	110-106
53	Wilt Chamberlain	vs DET	10/23/65	21-25	---	11-15	W	120-103
52	Wilt Chamberlain	vs SEA	12/01/67	22-29	---	8-30	W	133-109
51	Allen Iverson	vs UTA	12/20/04	18-31	4-6	11-17	L	101-103
51	Allen Iverson	vs TOR	01/21/01	20-40	4-8	7-8	L	106-110 (OT)
51	Moses Malone	vs DET	11/14/84	18-32	0-0	15-18	L	133-137 (OT)
51	Wilt Chamberlain	at BAL	03/14/65	23-35	---	5-9	L	126-143
50	Allen Iverson	vs ATL	11/29/03	20-34	4-7	6-8	W	98-86
50	Allen Iverson	vs SAC	02/06/00	20-40	1-7	9-11	W	119-108
50	Allen Iverson	at CLE	04/12/97	17-32	5-9	11-18	L	118-125
50	Dana Barros	vs HOU	03/14/95	21-26	6-8	2-2	L	107-136
50	Wilt Chamberlain	vs NY	01/02/66	22-38	---	6-11	W	133-122
50	Hal Greer	vs BOS	02/21/64	19-39	---	12-14	W	144-119
50	Dolph Schayes	at BOS	02/01/59	18-34	---	14-17	L	137-139 (OT)

76ERS ALL-TIME 40+ POINT CLUB

PTS	PLAYER	OPP	DATE	W/L	PTS	PLAYER	OPP	DATE	W/L
49	Wilt Chamberlain	vs LA	01/07/66	L	45	Julius Erving	vs BOS	11/01/80	W*
49	Allen Iverson	at MIL	02/13/01	W	45	Charles Barkley	at PHO	12/28/90	L
48	Wilt Chamberlain	at CIN	03/05/65	W	45	Allen Iverson	vs MIL	01/03/00	W*
48	Hal Greer	at SEA	02/05/69	W	45	Allen Iverson	vs UTA	12/20/00	L
48	Allen Iverson	at MIL	03/01/05	W	45	Allen Iverson	vs MIA	01/24/05	W
48	Allen Iverson	vs CHA	04/06/05	W	45	Allen Iverson	at MIL	11/23/05	L
47	Dolph Schayes	vs PHI	03/03/57	W	45	Allen Iverson	at MIA	11/27/06	L
47	George Yardley	vs BOS	01/12/60	W	44	Hal Greer	vs PHI	01/21/62	L*
47	Wilt Chamberlain	at SEA	12/17/67	W	44	Wilt Chamberlain	vs BAL	01/18/66	W
47	Billy Cunningham	at POR	12/17/71	L	44	Billy Cunningham	vs NYK	01/22/69	W**
47	Charles Barkley	at ATL	02/09/88	L	44	Julius Erving	vs HOU	10/13/79	W
47	Allen Iverson	vs ORL	02/02/01	L**	44	Julius Erving	vs DET	12/11/82	W
47	Allen Iverson	at CHA	02/24/01	L	44	Allen Iverson	at CHI	04/07/97	L
47	Allen Iverson	vs ATL	03/09/01	W	44	Allen Iverson	at MIL	04/11/97	L
47	Allen Iverson	at BOS	01/25/02	W	44	Allen Iverson	vs TOR	03/22/00	W
47	Allen Iverson	vs WAS	03/03/06	W	44	Allen Iverson	vs DET	01/26/01	W
47	Allen Iverson	at NY	03/31/06	W	43	Hal Greer	at NY	11/30/63	W
46	Wilt Chamberlain	at CIN	11/17/65	L	43	Wilt Chamberlain	vs CIN	01/28/66	W
46	Wilt Chamberlain	at BAL	12/08/65	L	43	Wilt Chamberlain	at BAL	02/11/67	L
46	Billy Cunningham	vs SEA	11/08/69	L	43	Hal Greer	at BOS	03/03/68	W
46	Andrew Toney	vs LA	03/07/82	W	43	Julius Erving	at CLE	01/19/78	L
46	Charles Barkley	vs MIL	02/11/88	W*	43	Andrew Toney	at CLE	02/18/85	L
46	Allen Iverson	vs SA	02/12/99	L	43	Charles Barkley	at UTA	11/30/87	W
46	Allen Iverson	at ORL	11/10/99	L	43	Charles Barkley	vs NJ	02/19/88	W
46	Allen Iverson	at SAC	12/30/00	W*	43	Charles Barkley	at NY	03/16/89	W
46	Allen Iverson	vs GS	02/20/02	46	43	Hersey Hawkins	at ORL	11/13/91	W
46	Allen Iverson	vs CLE	03/06/02	W	43	Allen Iverson	at MIN	04/10/98	L
46	Allen Iverson	vs UTA	01/11/06	L	43	Allen Iverson	at MIN	03/28/00	W
46	Allen Iverson	vs CHI	11/24/06	W	43	Allen Iverson	vs CHI	01/17/01	W
46	Joel Embiid	at LAL	11/15/17	W	43	Allen Iverson	at DET	02/23/01	W
45	Hal Greer	at BOS	02/14/59	L	43	Allen Iverson	vs NJ	03/01/02	W
45	Wilt Chamberlain	at SF	12/20/65	L	43	Allen Iverson	at IND	04/15/05	W
45	Billy Cunningham	at ATL	01/16/72	L	43	Allen Iverson	vs CHA	12/09/05	W

RECORDS

76ERS ALL-TIME 40+ POINT CLUB

PTS	PLAYER	OPP	DATE	W/L
42	Dolph Schayes	vs BOS	12/09/56	W
42	Johnny Kerr	at CIN	12/20/57	W
42	Lee Shaffer	vs CIN	11/28/63	L
42	Hal Greer	at DET	12/01/63	W
42	Hal Greer	at STL	03/11/64	W
42	Wilt Chamberlain	at LA	11/24/65	L
42	Wilt Chamberlain	vs BAL	02/24/67	W
42	Andrew Toney	at IND	03/15/83	W
42	Julius Erving	vs HOU	02/08/84	W
42	Moses Malone	at CHI	02/25/86	W
42	Charles Barkley	vs WAS	03/13/88	W
42	Charles Barkley	vs CHI	11/16/88	W
42	Charles Barkley	vs MIL	12/04/90	W*
42	Allen Iverson	at NJ	12/23/99	L
42	Allen Iverson	vs LAC	02/16/01	W
42	Allen Iverson	at TOR	03/03/02	W
42	Allen Iverson	at ORL	03/31/03	W*
42	Allen Iverson	at CHI	04/15/03	L
42	Allen Iverson	vs SA	02/15/06	W
42	Allen Iverson	at TOR	11/16/05	W
42	Allen Iverson	at NJ	12/10/05	W
42	Joel Embiid	vs CHA	11/9/18	W
42	Joel Embiid	at PHO	1/2/19	W
41	Dolph Schayes	vs MIN	01/17/52	W***
41	Lee Shaffer	vs CHI	02/19/63	W
41	Hal Greer	vs SF	01/28/64	L
41	Wilt Chamberlain	vs BAL	11/30/65	L
41	Wilt Chamberlain	vs BAL	01/06/66	W
41	Wilt Chamberlain	at STL	01/09/66	W
41	Wilt Chamberlain	at DET	01/12/66	L
41	Wilt Chamberlain	vs DET	02/14/66	W
41	Wilt Chamberlain	at BAL	11/25/66	W
41	Hal Greer	vs DET	10/21/67	W
41	Billy Cunningham	at SF	02/22/69	W
41	Billy Cunningham	at BAL	12/25/69	W
41	Billy Cunningham	at HOU	10/14/71	W
41	Billy Cunningham	at BOS	01/30/72	L
41	Fred Carter	at MIL	02/18/72	W
41	Julius Erving	vs HOU	11/23/79	W
41	Julius Erving	at CLE	03/16/80	L
41	Charles Barkley	at CLE	12/13/86	L
41	Charles Barkley	vs POR	11/30/88	W
41	Charles Barkley	at DEN	01/05/91	W
41	Dana Barros	vs LAL	01/21/95	W*
41	Vernon Maxwell	vs NJ	04/08/96	W
41	Allen Iverson	vs LAL	03/19/99	W
41	Allen Iverson	vs NJ	02/09/00	W
41	Allen Iverson	vs SEA	01/05/01	W
41	Allen Iverson	vs WAS	03/02/01	W
41	Allen Iverson	at MIA	04/10/01	L
41	Allen Iverson	vs IND	03/08/02	W
41	Allen Iverson	vs MIN	12/18/02	W
41	Allen Iverson	at CLE	02/21/03	W
41	Allen Iverson	vs SEA	01/09/06	W
41	Allen Iverson	vs SAC	01/24/06	W
41	Joel Embiid	vs LAC	11/1/18	W
40	Dolph Schayes	vs MIN	01/06/55	L
40	Dolph Schayes	vs MIN	01/10/57	L
40	Dolph Schayes	at BOS	12/07/60	W
40	Hal Greer	vs NY	01/14/62	W
40	Wilt Chamberlain	vs LA	02/18/65	L
40	Wilt Chamberlain	at BAL	02/21/65	W
40	Wilt Chamberlain	vs DET	12/10/65	L
40	Hal Greer	vs LAL	10/17/69	W
40	Billy Cunningham	at CIN	10/18/69	W
40	Billy Cunningham	at PHO	02/03/70	L
40	Fred Carter	vs CLE	01/12/73	L**

PTS	PLAYER	OPP	DATE	W/L
40	Julius Erving	vs WAS	04/09/77	W
40	Julius Erving	vs WAS	03/12/80	W
40	Andrew Toney	vs NY	04/10/83	W
40	Andrew Toney	at CLE	01/07/84	L
40	Charles Barkley	vs CHI	01/30/87	W
40	Charles Barkley	at NY	12/17/87	W
40	Charles Barkley	vs BOS	12/22/87	L
40	Charles Barkley	vs DEN	12/07/90	W
40	Charles Barkley	at GS	02/16/91	L
40	Hersey Hawkins	at MIA	04/10/93	L
40	Allen Iverson	vs ATL	04/09/97	L
40	Allen Iverson	vs WAS	04/14/97	L
40	Allen Iverson	at HOU	02/03/00	L
40	Allen Iverson	vs WAS	11/28/01	L
40	Allen Iverson	at CLE	12/15/01	W
40	Allen Iverson	vs SA	01/13/01	W
40	Allen Iverson	vs LAL	02/14/01	W
40	Allen Iverson	at WAS	11/11/03	W
40	Allen Iverson	at SEA	03/07/03	W
40	Allen Iverson	vs MIL	12/12/04	W
40	Allen Iverson	at IND	12/22/04	W
40	Allen Iverson	at SEA	02/19/04	W
40	Allen Iverson	at NY	11/26/05	L
40	Allen Iverson	at BOS	11/30/05	L
40	Allen Iverson	at HOU	03/01/06	W
40	Allen Iverson	at NJ	04/12/06	W
40	Joel Embiid	vs IND	12/14/18	L
40	Joel Embiid	at MIL	3/17/19	W

* Denotes number of overtimes.

ALL-TIME TOP PERFORMANCES

Since the 1949-50 season, the Syracuse Nationals first season in the NBA, there have been 186 40-plus point games recorded in franchise history, by 17 different players. Additionally, there have been 26 50-plus point games recorded, by seven different players:

ALL-TIME 40-POINT GAMES

Allen Iverson.....	76
Wilt Chamberlain.....	31
Charles Barkley.....	17
Hal Greer.....	12
Billy Cunningham.....	10
Julius Erving.....	9
Dolph Schayes.....	7
Joel Embiid.....	6
Andrew Toney.....	5
Moses Malone.....	2
Dana Barros.....	2
Hersey Hawkins.....	2
Fred Carter.....	2
Lee Shaffer.....	2
George Yardley.....	1
Johnny Kerr.....	1
Vernon Maxwell.....	1
Willie Burton.....	1
TOTAL.....	182 (121-61)

ALL-TIME 50-POINT GAMES

Wilt Chamberlain.....	11
Allen Iverson.....	10
Dana Barros.....	1
Willie Burton.....	1
Hal Greer.....	1
Moses Malone.....	1
Dolph Schayes.....	1
TOTAL.....	26 (20-6)



76ERS ALL-TIME BEST SINGLE-GAME PERFORMANCES

MOST FIELD GOALS MADE

FGM	PLAYER	OPP	DATE
30	Wilt Chamberlain	at CHI	12/16/67
28	Wilt Chamberlain	vs. LAL	02/07/66
26	Wilt Chamberlain	vs. SF	03/03/66
26	Wilt Chamberlain	vs. CIN	02/13/67
24	Wilt Chamberlain	vs. LAL	03/18/68
23	Wilt Chamberlain	at BAL	03/14/65
22	Wilt Chamberlain	vs. NY	01/02/66
22	Wilt Chamberlain	vs. SEA at BOS	12/01/67
21	George Yardley	vs. BOS	01/12/60
21	Wilt Chamberlain	vs. DET	10/23/65
21	Wilt Chamberlain	vs. LAL at MEM	01/25/66
21	Andrew Toney	vs. LAL	03/07/82
21	Dana Barros	vs. HOU	03/14/95
21	Allen Iverson	vs. HOU	01/15/02
21	Allen Iverson	vs. NOH	04/20/03

THREE-POINT FIELD GOALS

3FG	PLAYER	OPP	DATE
9	Dana Barros	vs PHO	01/27/95
8	Willie Burton	vs MIL	01/25/95
8	Isaiah Canaan	at OKC (OT)	03/04/15
8	JJ Redick	vs. IND	11/03/17
8	JJ Redick	vs. ORL	11/25/17
8	JJ Redick	vs. ORL	10/20/18
8	Landry Shamet	vs. WAS	01/08/19
7	Tim Perry	vs. CHA	02/07/94
7	Dana Barros	vs LAL (OT)	01/21/95
7	Trevor Ruffin	vs UTA	12/20/95
7	Vernon Maxwell	vs NJ	04/08/96
7	Kyle Korver	vs IND (OT)	11/12/04
7	Jodie Meeks	vs. CHA	12/04/10
7	Jodie Meeks	vs. CLE	03/27/12
7	Dorell Wright	at DAL	12/18/12
7	Robert Covington	vs. SAC	02/10/16
7	Robert Covington	vs. NYK	04/08/16
7	Robert Covington	at WAS	10/18/17
7	JJ Redick	at CHA	03/09/19

MOST FREE THROWS

FTM	PLAYER	OPP	DATE
24 (of 28)	Willie Burton	vs. MIA	12/13/94
24 (of 27)	Allen Iverson	vs ORL	02/12/05
23 (of 27)	Dolph Schayes	vs. MIN	01/17/52
21 (of 25)	Dolph Schayes	vs. NY	02/15/53
21 (of 23)	Moses Malone	vs. NY	02/13/85
21 (of 26)	Charles Barkley	at ATL	02/09/88
20 (of 21)	Joel Embiid	vs. BOS	03/20/19
20 (of 22)	Dolph Schayes	at CIN	10/26/57
20 (of 22)	Moses Malone	vs. GSW	02/20/85
20 (of 24)	Charles Barkley	vs. NY	03/16/88
20 (of 24)	Allen Iverson	vs. HOU	02/06/06
19 (of 24)	Dolph Schayes	vs. BOS	03/11/54
19 (of 20)	Dolph Schayes	vs. STL	01/19/57
19 (of 22)	Dolph Schayes	at MIN	12/07/57
19 (of 22)	Joel Embiid	vs. CHA	11/09/18
19 (of 20)	Julius Erving	vs. CHI	03/28/79
19 (of 22)	Moses Malone	vs. UTA	12/20/85
19 (of 21)	Allen Iverson	at ATL	12/23/05

MOST REBOUNDS

REB	PLAYER	OPP	DATE
43	Wilt Chamberlain	vs BOS	03/06/65
42	Wilt Chamberlain	vs BOS	01/14/66
40	Wilt Chamberlain	vs BOS	12/28/65
38	Wilt Chamberlain	vs SF	03/02/67
38	Wilt Chamberlain	at SEA	12/20/67
37	Wilt Chamberlain	vs SF	03/03/66

37	Wilt Chamberlain	vs SEA	12/01/67
36	Wilt Chamberlain	vs BOS	03/05/66
36	Wilt Chamberlain	vs STL	03/09/66
36	Wilt Chamberlain	vs CIN	02/28/67

MOST ASSISTS

AST	PLAYER	OPP	DATE
21	Wilt Chamberlain	vs DET	02/02/68
21	Maurice Cheeks	vs NJ	10/30/82
19	Wilt Chamberlain	vs CIN (OT)	03/19/68
19	Maurice Cheeks	vs WAS	04/13/87
19	Dana Barros	at PHO	01/04/95
18	Paul Seymour	at PHI	01/26/55
18	Larry Costello	vs BOS	03/03/60
18	Maurice Cheeks	vs SA	11/07/86
18	Andre Miller	vs CHI	03/26/08
17	Wilt Chamberlain	at CIN	02/17/67
17	Maurice Cheeks	vs HOU	11/21/81
17	Maurice Cheeks	vs SD	03/03/82
17	Maurice Cheeks	vs WAS	11/14/82
17	T.J. McConnell	at BOS	01/06/17

MOST STEALS

STL	PLAYER	OPP	DATE
9	Maurice Cheeks	vs LAC	01/05/87
9	Hersey Hawkins	vs BOS	01/25/91
9	Allen Iverson	vs ORL	03/19/00
9	Allen Iverson	vs LAL (OT)	12/20/02
9	Michael Carter-Williams	vs. MIA	10/30/14
8	Julius Erving	vs WAS	11/12/76
8	Henry Bibby	at POR	03/01/77
8	Maurice Cheeks	vs PHO	03/17/84
8	Maurice Cheeks	vs SA	11/07/86
8	Hersey Hawkins	vs MIL (OT)	12/04/90
8	Allen Iverson	at ATL	03/29/03
8	Allen Iverson	at CHI	11/07/03
8	Robert Covington	at HOU	11/27/15

MOST BLOCKS

BLK	PLAYER	OPP	DATE
10	Harvey Catchings	vs ATL	03/21/75
10	Manute Bol	at SAC	02/14/91
10	Dikembe Mutombo	at CHI	12/01/01
9	Moses Malone	vs SD (OT)	11/13/83
9	Manute Bol	vs BOS	04/18/91
9	Manute Bol	at LAL (OT)	03/05/93
9	Shawn Bradley	at DAL	01/07/94
9	Shawn Bradley	vs LAC	11/18/94
9	Theo Ratliff	at VAN (OT)	03/24/99
9	Theo Ratliff	vs WAS	11/29/00
9	Dikembe Mutombo	vs ATL	03/09/01
9	Dikembe Mutombo	vs MEM	12/02/01
9	Samuel Dalembert	vs NY	04/03/04
9	Samuel Dalembert	vs. MIN	12/12/07
9	Nerlens Noel	vs. IND	02/20/15

MOST TURNOVERS

TO	PLAYER	OPP	DATE
12	Allen Iverson	vs. GSW	03/08/05
11	Allen Iverson	vs. CHI	03/19/05
11	Ben Simmons	at TOR	10/30/18
10	Julius Erving	at ATL	11/15/77
10	Darryl Dawkins	at PHO	03/04/79
10	Charles Barkley	vs NJ	03/27/87
10	Cliff Robinson	vs NY	04/05/88
10	Allen Iverson	vs VAN	11/30/96
10	Clarence Weatherspoon	at BOS (OT)	01/22/97
10	Allen Iverson	vs ORL	03/28/01
10	Robert Covington	vs. MEM	12/13/14

RECORDS

OPPONENTS 50-POINT CLUB

PTS	PLAYER	OPP	DATE	FGM-A	3PM-A	FTM-A	W/L	Score
70	Wilt Chamberlain	vs. SF	03/10/1963	27-38	---	16-22	W	163-148
63	Wilt Chamberlain	vs. SF	11/26/1964	27-58	---	9-20	W	128-117
62	Wilt Chamberlain	vs. PHI	01/21/1962	25-42	---	12-17	L	132-139
61	Wilt Chamberlain	at SF	12/11/1962	27-57	---	7-11	L	124-136
60	Kemba Walker	at CHA	11/17/18	21-34	6-14	12-12	L	119-122 (OT)
59	Wilt Chamberlain	vs. SF	01/28/1964	24-36	---	11-20	L	117-139
57	Richie Guerin	at NY	12/11/1959	18-31	---	21-26	L	121-152
56	Wilt Chamberlain	at PHI	01/05/1961	20-32	---	16-22	L	127-139
56	Elgin Baylor	at LAL	01/24/1961	19-30	---	18-20	L	107-116
56	Wilt Chamberlain	vs. PHI	03/01/1961	22-44	---	12-20	W	149-128
56	Michael Jordan	at CHI	03/24/1987	22-32	0-1	12-15	L	91-93
55	Wilt Chamberlain	at PHI	10/27/1961	21-45	---	13-21	W	126-122
55	Wilt Chamberlain	at PHI	11/09/1961	20-38	---	15-27	L	108-151
55	Rick Barry	at GS	01/23/1975	23-49	---	9-10	L	100-108
53	Kareem Abdul-Jabbar	at MIL	02/18/1972	18-28	---	17-22	W	132-126
53	Jimmy Butler	vs. CHI	01/14/2016	15-30	2-4	21-25	L	111-115 (OT)
52	George Yardley	at DET	02/04/1958	18-31	---	16-16	L	113-118
52	Michael Jordan	vs. CHI	11/16/1988	24-29	0-1	4-4	W	123-110
52	Giannis Antetokounmpo	vs. MIL	3/17/2019	15-26	3-8	19-21	L	130-125
51	Bob Pettit	vs. STL	12/21/1957	18-27	---	15-20	L	136-146
51	Wilt Chamberlain	at PHI	12/26/1961	21-53	---	9-15	L	111-118
51	Rick Barry	at GS	02/23/1974	22-40	---	7-8	L	106-125
51	Rick Barry	at GS	10/29/1977	22-38	---	7-8	L	110-113
51	James Harden	vs. HOU	01/27/2017	16-28	6-11	13-14	L	118-123
50	Neil Johnston	vs. PHI	02/16/1954	18-30	---	14-16	L	77-95
50	Elgin Baylor	at LAL	12/04/1961	17-34	---	16-22	L	120-131
50	Wilt Chamberlain	at PHI	02/04/1962	19-35	---	12-18	L	117-128
50	Elgin Baylor	at LA	12/12/1962	20-29	---	10-13	L	120-126
50	Oscar Robertson	vs. CIN	02/06/1965	17-32	---	16-16	W	127-122
50	Pete Maravich	at ATL	01/16/1972	18-29	---	14-16	L	116-124
50	Bernard King	at GS	01/03/1981	20-25	0-0	10-11	W	119-105
50	James Harden	at HOU	11/27/2015	14-28	6-12	16-20	L	116-114
50	Blake Griffin	at DET	10/23/2018	20-35	5-10	5-11	W	132-133
50	James Harden	vs. HOU	1/27/2017	16-28	6-11	13-14	L	118-123

OPPONENTS ALL-TIME BEST SINGLE-GAME PERFORMANCES

MOST REBOUNDS				MOST FREE THROWS			
REB	PLAYER	OPP	DATE	FTM	PLAYER	OPP	DATE
51	Bill Russell	at BOS	02/05/60	21	Richie Guerin	at NY	12/11/59
45	Wilt Chamberlain	at PHI	02/06/60	21	Lenny Wilkens	vs. SEA	11/08/69
41	Bill Russell	at BOS	02/12/58	21	Jimmy Butler	vs. CHI (OT)	01/14/16
40	Wilt Chamberlain	at PHI	11/04/59	20	Jerry West	at LAL	12/21/66
40	Jerry Lucas	vs. CIN	02/29/64	19	Bob Pettit	at STL	12/27/56
				19	Jerry West	vs. LAL	12/17/65
				19	Bob Rule	at SEA	11/15/69
				19	Giannis Antetokounmpo	vs. MIL	3/17/19
MOST ASSISTS				MOST FIELD GOALS			
AST	PLAYER	OPP	DATE	FGM	PLAYER	OPP	DATE
23	Jerry West	at LAL	02/01/67	27	Wilt Chamberlain	at SF	12/11/62
22	Oscar Robertson	at CIN	10/29/61	27	Wilt Chamberlain	vs. SF	03/10/63
22	John Stockton	vs. UTA	12/18/92	27	Wilt Chamberlain	vs. SF	11/26/64
22	Sherman Douglas	vs. BOS	04/03/94	25	Wilt Chamberlain	vs. PHI (OT)	01/21/62
22	Andre Miller	at CLE	12/15/01	24	Wilt Chamberlain	vs. SF	01/28/64
				24	Michael Jordan	vs. CHI	11/16/88
MOST STEALS							
STL	PLAYER	OPP	DATE				
10	Fred Brown	vs. SEA	12/03/76				
10	Eddie Jordan	vs. NJ	03/23/79				
10	Ron Harper	at CLE	03/10/87				
10	Mookie Blaylock	at ATL	04/14/98				
10	Michael Finley	at DAL	01/23/01				
MOST BLOCKED SHOTS							
BLK	PLAYER	OPP	DATE				
13	Darryl Dawkins	at NJ	11/05/83				
11	Mark Eaton	at UTA	12/30/88				
11	Manute Bol	vs. GS	01/27/89				
11	Greg Ostertag	at UTA (OT)	01/06/98				
11	Joakim Noah	at CHI	02/28/12				



ALL-TIME INDIVIDUAL HIGHS (SINGLE-SEASON)

MOST GAMES PLAYED

Wilt Chamberlain	1967-68	82
Matt Guokas	1967-68	82
Luke Jackson	1967-68	82
Hal Greer, Chet Walker	1967-68	82
Hal Greer, Chet Walker, Darrall Imhoff	1968-69	82
Archie Clark, Billy Cunningham	1968-69	82
Bailey Howell	1970-71	82
Fred Boyd, Manny Leaks	1972-73	82
Steve Mix	1973-74	82
Leroy Ellis	1974-75	82
Fred Carter	1975-76	82
Caldwell Jones, Julius Erving	1976-77	82
Henry Bibby, Steve Mix	1977-78	82
Henry Bibby, Maurice Cheeks	1978-79	82
Henry Bibby	1979-80	82
Julius Erving, Lionel Hollins	1980-81	82
Charles Barkley, Sedale Threatt	1984-85	82
Maurice Cheeks	1985-86	82
Mike Gminski, Ron Anderson, Brooks	1988-89	82
Hersey Hawkins	1989-90	82
Ron Anderson, Manute Bol	1990-91	82
Ron Anderson, Johnny Dawkins	1991-92	82
Clarence Weatherspoon	1992-93	82
Clarence Weatherspoon	1993-94	82
Dana Barros, Shawn Bradley	1994-95	82
Clarence Weatherspoon, Michael Cage	1996-97	82
Aaron McKie, Eric Snow	1999-00	82
George Lynch	2000-01	82
Allen Iverson, Eric Snow	2002-03	82
Samuel Dalembert, Eric Snow	2003-04	82
Kyle Korver, Andre Iguodala	2004-05	82
Kyle Korver, Andre Iguodala, John Salmons	2005-06	82
Samuel Dalembert	2006-07	82
Dalembert, A. Iguodala, A. Miller	2007-08	82
S. Dalembert, A. Iguodala, A. Miller	2008-09	82
Samuel Dalembert, Andre Iguodala	2009-10	82
Jrue Holiday, Thaddeus Young	2010-11	82
Spencer Hawes, Evan Turner	2012-13	82

MOST POINTS

1. Wilt Chamberlain	1965-66	2649
2. Allen Iverson	2005-06	2377
3. Allen Iverson	2004-05	2302
4. Charles Barkley	1987-88	2264
5. Allen Iverson	2002-03	2262
6. Allen Iverson	2000-01	2207
7. Billy Cunningham	1969-70	2114
8. Julius Erving	1979-80	2100
9. Charles Barkley	1988-89	2037
10. Billy Cunningham	1968-69	2034

BEST SCORING AVERAGE

Min. 20 Games Played

1. Wilt Chamberlain	1965-66	33.5
2. Allen Iverson	2005-06	33.0
3. Allen Iverson	2001-02	31.4
4. Allen Iverson	2000-01	31.1
5. Allen Iverson	2004-05	30.7
6. Wilt Chamberlain	1964-65	30.1
7. Allen Iverson	1999-00	28.4
8. Charles Barkley	1987-88	28.3
9t. Charles Barkley	1990-91	27.6
9t. Allen Iverson	2002-03	27.6

MOST MINUTES

1. Wilt Chamberlain	1967-68	3836
2. Wilt Chamberlain	1965-66	3737
3. Wilt Chamberlain	1966-67	3682
4. Allen Iverson	2002-03	3485
5. Billy Cunningham	1968-69	3345
6. Hal Greer	1965-66	3326
7. Dana Barros	1994-95	3318
8. Hal Greer	1968-69	3311
9. Maurice Cheeks	1985-86	3270
10. Andre Iguodala	2008-09	3269

ALL-TIME TOP PERFORMANCES

Total Points	2649	Wilt Chamberlain.....	1965-66
Average Points per Game	33.5	Wilt Chamberlain.....	1965-66
Minutes Played	3836	Wilt Chamberlain.....	1967-68
FG	1074	Wilt Chamberlain.....	1965-66
FGA	1990	Wilt Chamberlain.....	1965-66
FG Percentage	.683	Wilt Chamberlain.....	1966-67
3-PT FG	240	JJ Redick.....	2018-19
3-PT FG Attempted	605	JJ Redick.....	2018-19
3-PT FG Percentage	.464	Dana Barros.....	1994-95
FT Made	737	Moses Malone.....	1984-85
FT Attempted	976	Wilt Chamberlain.....	1965-66
FT Percentage	.938	Mike Gminski.....	1987-88
Rebounds	1957	Wilt Chamberlain.....	1966-67
Rebounds Offensive	445	Moses Malone.....	1982-83
Rebounds Defensive	749	Moses Malone.....	1982-83
Assists	753	Maurice Cheeks.....	1985-86
Personal Fouls	338	Shawn Bradley.....	1994-95
Disqualifications	18	Shawn Bradley.....	1994-95
Steals	225	Allen Iverson.....	2002-03
Blocked Shots	274	Shawn Bradley.....	1994-95
Turnovers	350	Charles Barkley.....	1985-86

RECORDS

ALL-TIME INDIVIDUAL HIGHS (SINGLE-SEASON)

MOST FIELD GOALS

1.	Wilt Chamberlain	1965-66	1074
2.	Julius Erving	1979-80	838
3.	Wilt Chamberlain	1967-68	819
4.	Allen Iverson	2005-06	815
5.	Allen Iverson	2002-03	804
6.	Billy Cunningham	1969-70	802
7.	Julius Erving	1980-81	794
8.	Wilt Chamberlain	1966-67	785
9.	Julius Erving	1981-82	780
10.	Hal Greer	1967-68	777

MOST FIELD GOALS ATTEMPTED

1.	Wilt Chamberlain	1965-66	1990
2.	Allen Iverson	2002-03	1940
3.	Allen Iverson	2005-06	1822
4.	Allen Iverson	2004-05	1818
5.	Allen Iverson	2000-01	1813
6.	Billy Cunningham	1968-69	1736
7.	Allen Iverson	1999-00	1733
8.	Billy Cunningham	1969-70	1710
9.	Allen Iverson	2001-02	1669
10.	Fred Carter	1973-74	1641

BEST FIELD GOAL PERCENTAGE

Min. 100 FGM

1.	Wilt Chamberlain	1966-67	.683
2.	Darryl Dawkins	1976-77	.628
3.	Darryl Dawkins	1980-81	.607
4.	Steven Hunter	2005-06	.601
5.	Charles Barkley	1989-90	.600
6.	Wilt Chamberlain	1967-68	.595
7.	Charles Barkley	1986-87	.594
8.	Warren Kidd	1993-94	.592
9.	Todd MacCulloch	2000-01	.589
10.	Charles Barkley	1987-88	.587

THREE POINT FIELD GOALS

3-Pt. FG have been compiled since 1979-80

1.	JJ Redick	2018-19	240
2.	Kyle Korver	2004-05	226
3.	Robert Covington	2017-18	203
4.	Dana Barros	1994-95	197
5.	JJ Redick	2017-18	193
6.	Kyle Korver	2005-06	184
7.	Isaiah Canaan	2015-16	176
8.	Robert Covington	2015-16	170
9.	Robert Covington	2014-15	167
10.	Dario Šarić	2017-18	157

THREE POINT FIELD GOAL ATTEMPTS

3-Pt. FGA have been compiled since 1979-80

1.	JJ Redick	2018-19	605
2.	Kyle Korver	2004-05	558
3.	Robert Covington	2017-18	550
4.	Isaiah Canaan	2015-16	485
5.	Robert Covington	2015-16	482
6t.	JJ Redick	2017-18	460
6t.	Vernon Maxwell	1995-96	460
7.	Allen Iverson	1996-97	455
8.	Robert Covington	2014-15	446
9.	Kyle Korver	2005-06	438
10.	Dana Barros	1994-95	425

THREE POINT FIELD GOAL PERCENTAGE

3-Pt. FG PCT. has been compiled since 1979-80

1.	Dana Barros	1994-95	.464
2.	Aaron McKie	2003-04	.436
3.	Kyle Korver	2006-07	.430
4.	Hersey Hawkins	1988-89	.428
5.	Gerald Henderson	1987-88	.421
6t.	JJ Redick	2017-18	.420
6t.	Kyle Korver	2005-06	.420
6t.	Hersey Hawkins	1989-90	.420
8.	Kyle Korver	2004-05	.405
9t.	Hollis Thompson	2013-14	.401
9t.	Hollis Thompson	2014-15	.401

MOST FREE THROWS

1.	Moses Malone	1984-85	737
2.	Charles Barkley	1987-88	714
3.	Dolph Schayes	1960-61	680
4.	Allen Iverson	2005-06	675
5.	Allen Iverson	2004-05	656
6.	Dolph Schayes	1957-58	629
7.	Dolph Schayes	1956-57	625
8.	Moses Malone	1985-86	617
9.	Charles Barkley	1988-89	602
10.	Moses Malone	1982-83	600

MOST FREE THROWS ATTEMPTED

1.	Wilt Chamberlain	1965-66	976
2.	Charles Barkley	1987-88	951
3.	Wilt Chamberlain	1967-68	932
4.	Moses Malone	1984-85	904
5.	Wilt Chamberlain	1966-67	875
6.	Allen Iverson	2005-06	829
7.	Charles Barkley	1988-89	799
8.	Moses Malone	1982-83	788
9.	Allen Iverson	2004-05	786
10.	Moses Malone	1985-86	784

FREE THROW PERCENTAGE

Min. of 50 FTM

1.	Mike Gminski	1987-88	.938
2.	Kyle Korver	2006-07	.914
3.	Doug Collins	1979-80	.911
4.	Jodie Meeks	2011-12	.906
5t.	Dolph Schayes	1956-57	.904
5t.	Dolph Schayes	1957-58	.904
5t.	JJ Redick	2017-18	.904
8.	Larry Costello	1966-67	.902
9.	Dana Barros	1994-95	.899
10.	Dolph Schayes	1961-62	.897

MOST REBOUNDS

Rebounds have been compiled since 1950-51

1.	Wilt Chamberlain	1966-67	1957
2.	Wilt Chamberlain	1967-68	1952
3.	Wilt Chamberlain	1965-66	1943
4.	Moses Malone	1982-83	1194
5.	John (Red) Kerr	1961-62	1176
6.	Billy Cunningham	1969-70	1101
7.	Dolph Schayes	1950-51	1080
8.	Billy Cunningham	1968-69	1050
9.	John (Red) Kerr	1962-63	1039
10.	Moses Malone	1984-85	1031

ALL-TIME INDIVIDUAL HIGHS (SINGLE-SEASON)

MOST OFFENSIVE REBOUNDS

Offensive rebounds have been compiled since 1973-74

1.	Moses Malone	1982-83	445
2.	Charles Barkley	1988-89	403
3.	Charles Barkley	1986-87	390
4.	Moses Malone	1984-85	385
5.	Charles Barkley	1987-88	385
6.	Charles Barkley	1989-90	361
7.	Charles Barkley	1985-86	354
8.	Moses Malone	1983-84	352
9.	Moses Malone	1985-86	339
10.	George McGinnis	1976-77	324

MOST DEFENSIVE REBOUNDS

Defensive rebounds have been compiled since 1973-74

1.	Moses Malone	1982-83	749
2.	Caldwell Jones	1979-80	731
3.	Joel Embiid	2018-19	711
4.	George McGinnis	1975-76	707
5.	Charles Barkley	1985-86	672
6.	Moses Malone	1984-85	646
7.	Caldwell Jones	1980-81	613
8.	Dikembe Mutombo	2001-02	609
9.	Charles Barkley	1986-87	604
10.	Moses Malone	1983-84	598

MOST ASSISTS

1.	Maurice Cheeks	1985-86	753
2.	Wilt Chamberlain	1967-68	702
3.	Maurice Cheeks	1981-82	667
4.	Ben Simmons	2017-18	661
5.	Maurice Cheeks	1987-88	635
6.	Wilt Chamberlain	1966-67	630
7.	Jrue Holiday	2012-13	625
8.	Eric Snow	1999-00	624
9.	Dana Barros	1994-95	619
10.	Ben Simmons	2018-19	610

MOST PERSONAL FOULS

1.	Shawn Bradley	1994-95	338
2.	George McGinnis	1975-76	334
3.	Charles Barkley	1985-86	333
4.	Billy Cunningham	1969-70	331
5.	Billy Cunningham	1968-69	329
6.	Billy Cunningham	1970-71	328
7.	Darryl Dawkins	1979-80	328
8.	Darryl Dawkins	1980-81	316
9.	Hal Greer	1965-66	315
10.	Darrall Imhoff	1968-69	310

MOST DISQUALIFICATIONS

Disqualifications have been compiled since 1950-51

1.	Shawn Bradley	1994-95	18
2.	Alex Hannum	1950-51	16
3.	Billy Cunningham	1969-70	15
4.	George McGinnis	1975-76	13
5t.	Darrall Imhoff	1968-69	12
5t.	Earl Lloyd	1953-54	12
5t.	Billy Cunningham	1965-66	12
5t.	Billy Cunningham	1971-72	12
9t.	Billy Gabor	1952-53	11
9t.	George Ratkovicz	1950-51	11

MOST STEALS

Steals have been compiled since 1973-74

1.	Allen Iverson	2002-03	225
2.	Steve Mix	1973-74	212
3.	Maurice Cheeks	1981-82	209
4.	Maurice Cheeks	1985-86	207
5.	George McGinnis	1975-76	198
6.	Maurice Cheeks	1980-81	193
7.	Maurice Cheeks	1982-83	184
8.	Maurice Cheeks	1979-80	183
9t.	Maurice Cheeks	1986-87	180
9t.	Allen Iverson	2004-05	180

MOST BLOCKED SHOTS

Blocked shots have been compiled since 1973-74

1.	Shawn Bradley	1994-95	274
2.	Manute Bol	1990-91	247
3.	Manute Bol	1991-92	205
4.	Theo Ratliff	1997-98	203
5.	Caldwell Jones	1976-77	200
6.	Samuel Dalembert	2007-08	192
7.	Dikembe Mutombo	2001-02	190
8.	Samuel Dalembert	2003-04	189
9.	Theo Ratliff	2000-01	187
10.	Theo Ratliff	1999-00	171

TURNOVERS

Turnovers have been compiled since 1977-78

1.	Charles Barkley	1985-86	350
2.	Allen Iverson	2004-05	344
3.	Allen Iverson	1996-97	337
4.	Charles Barkley	1986-87	322
5.	Jerry Stackhouse	1996-97	316
6.	Julius Erving	1978-79	315
7.	George McGinnis	1977-78	312
8.	Charles Barkley	1987-88	304
9.	Andrew Toney	1983-84	297
10.	Jrue Holiday	2012-13	292



Manute Bol, the tallest player ever to suit up for the Sixers at 7-foot-7, posted back-to-back seasons with 200-plus blocked shots (1990-91, 1991-92).

RECORDS

ALL-TIME INDIVIDUAL HIGHS (CAREER)

MOST SEASONS WITH FRANCHISE

1.	Dolph Schayes	15
1t.	Hal Greer	15
3.	Allen Iverson	12
4t.	Maurice Cheeks	11
4t.	Julius Erving	11
4t.	Paul Seymour	11
4t.	John (Red) Kerr	11
8t.	Al Bianchi	10
8t.	Larry Costello	10
10t.	Billy Cunningham	9
10t.	Steve Mix	9

MOST GAMES PLAYED

1.	Hal Greer	1122
2.	Dolph Schayes	996
3.	Maurice Cheeks	853
4.	Julius Erving	836
5.	John (Red) Kerr	834
6.	Allen Iverson	722
7.	Al Bianchi	687
8.	Steve Mix	668
9.	Billy Cunningham	654
10.	Bobby Jones	617

MOST POINTS

1.	Hal Greer	21586
2.	Allen Iverson	19931
3.	Dolph Schayes	18438
4.	Julius Erving	18364
5.	Charles Barkley	14184
6.	Billy Cunningham	13626
7.	John (Red) Kerr	11699
8.	Maurice Cheeks	10429
9.	Andre Iguodala	9422
10.	Chet Walker	9043

SCORING AVERAGE

Min. of 100 games played

1.	Wilt Chamberlain	27.6
2.	Allen Iverson	27.6
3.	Joel Embiid	24.3
4.	Charles Barkley	23.3
5.	Julius Erving	22.0
6.	George McGinnis	21.6
7.	Moses Malone	21.0
8.	Billy Cunningham	20.8
9.	Jerry Stackhouse	19.5
10.	Hal Greer	19.2

MOST MINUTES PLAYED

Minutes have been compiled since 1950-51

1.	Hal Greer	39788
2.	Allen Iverson	29879
3.	Dolph Schayes	29800
4.	Julius Erving	28677
5.	Maurice Cheeks	28583
6.	John (Red) Kerr	26014
7.	Andre Iguodala	23216
8.	Charles Barkley	22761
9.	Billy Cunningham	22406
10.	Larry Costello	18624

MOST FIELD GOALS

1.	Hal Greer	8504
2.	Julius Erving	7237
3.	Allen Iverson	6962
4.	Dolph Schayes	5863
5.	Billy Cunningham	5116
6.	Charles Barkley	5025
7.	John (Red) Kerr	4623
8.	Maurice Cheeks	4192
9.	Chet Walker	3318
10.	Andre Iguodala	3301

76ERS INDIVIDUAL CAREER RECORDS

Most Seasons With Franchise	15	Dolph Schayes, Hal Greer	1949-64, 1958-73
Most Games Played	1122	Hal Greer	1958-73
Most Points	21586	Hal Greer	1958-73
Scoring Average	27.6	Wilt Chamberlain	1965-68
Most Minutes Played	39788	Hal Greer	1958-73
Most Field Goals	8504	Hal Greer	1958-73
Most Field Goals Attempted	18811	Hal Greer	1958-73
Field Goal Percentage	.583	Wilt Chamberlain	1965-68
Three-Point Field Goals Made	885	Allen Iverson	1996-07, 2009-10
Three-Point Field Goals Attempted	2864	Allen Iverson	1996-07, 2009-10
Three-Point Field Goal Percentage	.426	Dana Barros	1993-95
Most Free Throws	6712	Dolph Schayes	1949-64
Most Free Throws Attempted	7904	Dolph Schayes	1949-64
Free Throw Percentage	.886	Jodie Meeks	2009-12
Most Rebounds	11256	Dolph Schayes	1949-64
Most Offensive Rebounds	2688	Charles Barkley	1984-92
Most Defensive Rebounds	4391	Charles Barkley	1984-92
Most Assists	6212	Maurice Cheeks	1978-89
Most Personal Fouls	3855	Hal Greer	1958-73
Most Disqualifications	90	Dolph Schayes	1949-64
Most Steals	1942	Maurice Cheeks	1978-89
Most Blocked Shots	1293	Julius Erving	1976-87
Turnovers	2662	Allen Iverson	1996-07, 2009-10



ALL-TIME INDIVIDUAL HIGHS (CAREER)

MOST FIELD GOALS ATTEMPTED

1.	Hal Greer	18811
2.	Allen Iverson	16543
3.	Dolph Schayes	15427
4.	Julius Erving	14276
5.	Billy Cunningham	11467
6.	John (Red) Kerr	11059
7.	Charles Barkley	8722
8.	Maurice Cheeks	7940
9.	Fred Carter	7539
10.	Chet Walker	7254

FIELD GOAL PERCENTAGE

Min. of 500 FGM

1.	Wilt Chamberlain	.583
2.	Charles Barkley	.576
3.	Darryl Dawkins	.555
4.	Ben Simmons	.554
5.	Bobby Jones	.542
6.	Maurice Cheeks	.528
7.	Samuel Dalembert	.527
8t.	Darrall Imhoff	.510
8t.	Jahlil Okafor	.510
10.	Julius Erving	.507

THREE POINT FIELD GOALS

3-PT field goals have been compiled since 1979-80

1.	Allen Iverson	885
2.	Robert Covington	707
3.	Kyle Korver	661
4.	Andre Iguodala	563
5.	Hersey Hawkins	476
6.	JJ Redick	433
7.	Lou Williams	373
8.	Hollis Thompson	357
9	Dana Barros	332
10	Jrue Holiday	299

THREE POINT FIELD GOALS ATTEMPTED

3-PT FGA have been compiled since 1979-80

1.	Allen Iverson	2864
2.	Robert Covington	1967
3.	Andre Iguodala	1700
4.	Kyle Korver	1618
5.	Hersey Hawkins	1172
6.	Lou Williams	1107
7.	JJ Redick	1065
8.	Hollis Thompson	917
9.	Charles Barkley	888
10	Aaron McKie	842

THREE POINT FIELD GOAL PERCENTAGE

3-PT FG PCT has been compiled since 1979-80

Min. 60 3FGM

1.	Dana Barros	.426
2.	Kyle Korver	.409
3.	JJ Redick	.407
4.	Hersey Hawkins	.406
5.	Landry Shamet	.404
6.	Royal Ivey	.389
7.	Hollis Thompson	.389
8.	Willie Burton	.385
9	Jodie Meeks	.383
10.	Gerald Henderson	.376

MOST FREE THROWS

1.	Dolph Schayes	6979
2.	Allen Iverson	5024
3.	Hal Greer	4578
4.	Charles Barkley	3920
5.	Julius Erving	3844
6.	Billy Cunningham	3394
7.	Moses Malone	2589
8.	John (Red) Kerr	2453
9.	Chet Walker	2407
10.	Andre Iguodala	2257


MOST FREE THROWS ATTEMPTED

1.	Dolph Schayes	8274
2.	Allen Iverson	6457
3.	Hal Greer	5717
4.	Charles Barkley	5347
5.	Julius Erving	4950
6.	Billy Cunningham	4717
7.	John (Red) Kerr	3410
8.	Moses Malone	3320
9.	Chet Walker	3255
10.	Wilt Chamberlain	3163

FREE THROW PERCENTAGE

Min. of 200 FTM

1.	JJ Redick	.899
2.	Jodie Meeks	.886
3.	Kyle Korver	.880
4.	Mike Gminski	.873
5.	Dana Barros	.872
6t.	Jeff Hornacek	.868
6t.	Jimmy Butler	.868
7.	Hersey Hawkins	.867
8.	Johnny Dawkins	.851
9t.	Larry Costello	.846
9t.	Ron Anderson	.846
10.	Dolph Schayes	.843



Dana Barros connected on a franchise-record 42.6 percent from three-point range in two seasons with the 76ers (1993-95).

RECORDS

ALL-TIME INDIVIDUAL HIGHS (CAREER)

MOST REBOUNDS

Rebounds have been compiled since 1950-51

1.	Dolph Schayes	11256
2.	John (Red) Kerr	9506
3.	Charles Barkley	7079
4.	Billy Cunningham	6638
5.	Wilt Chamberlain	6632
6.	Hal Greer	5665
7.	Julius Erving	5601
8t.	Samuel Dalembert	4844
8t.	Luke Jackson	4613
10.	Caldwell Jones	4454

OFFENSIVE REBOUNDS

Offensive rebounds have been compiled since 1973-74

1.	Charles Barkley	2688
2.	Julius Erving	2067
3.	Moses Malone	1627
4.	Samuel Dalembert	1561
5.	Steve Mix	1318
6.	Clarence Weatherspoon	1142
7.	Caldwell Jones	1115
8.	Thaddeus Young	1027
9.	Bobby Jones	950
10.	George McGinnis	866

DEFENSIVE REBOUNDS

Defensive rebounds have been compiled since 1973-74

1.	Charles Barkley	4391
2.	Julius Erving	3534
3.	Caldwell Jones	3339
4.	Samuel Dalembert	3283
5.	Andre Iguodala	2934
6.	Moses Malone	2646
7.	Clarence Weatherspoon	2573
8.	Steve Mix	2453
9.	Darryl Dawkins	2323
10.	Allen Iverson	2171

MOST ASSISTS

1.	Maurice Cheeks	6212
2.	Hal Greer	4540
3.	Allen Iverson	4385
4.	Julius Erving	3224
5.	Dolph Schayes	3072
6.	Andre Iguodala	2991
7.	Eric Snow	2965
8.	Larry Costello	2901
9.	Billy Cunningham	2625
10.	Paul Seymour	2335

MOST PERSONAL FOULS

1.	Hal Greer	3855
2.	Dolph Schayes	3664
3.	Billy Cunningham	2431
4.	Julius Erving	2286
5.	John (Red) Kerr	2139
6.	Larry Costello	2107
7.	Al Bianchi	2069
8.	Charles Barkley	2045
9.	Maurice Cheeks	1934
10.	Samuel Dalembert	1844

MOST DISQUALIFICATIONS

Disqualifications have been compiled since 1950-51

1.	Dolph Schayes	90
2.	Hal Greer	72
3.	Billy Cunningham	64
4.	Al Bianchi	54
5.	Larry Costello	47
6.	Earl Lloyd	41
7.	Dave Gambee	39
8t.	John (Red) Kerr	34
8t.	Darryl Dawkins	34
10.	Charles Barkley	33

MOST STEALS

Steals have been compiled since 1973-74

1.	Maurice Cheeks	1942
2.	Allen Iverson	1644
3.	Julius Erving	1508
4.	Andre Iguodala	1076
5.	Charles Barkley	1007
6.	Steve Mix	851
7.	Bobby Jones	727
8.	Hersey Hawkins	722
9.	Thaddeus Young	708
10.	Eric Snow	702

BLOCKED SHOTS

Blocked Shots have been compiled since 1973-74

1.	Julius Erving	1293
2.	Samuel Dalembert	1131
3.	Caldwell Jones	926
4.	Theo Ratliff	710
5.	Bobby Jones	694
6.	Darryl Dawkins	635
7.	Charles Barkley	606
8.	Manute Bol	580
9.	Clarence Weatherspoon	496
10.	Moses Malone	478

TURNOVERS

Turnovers have been compiled since 1977-78

1.	Allen Iverson	2662
2.	Julius Erving	2323
3.	Charles Barkley	2127
4.	Maurice Cheeks	1970
5.	Andre Iguodala	1460
6.	Andre Toney	1394
7.	Moses Malone	1120
8.	Bobby Jones	1023
9.	Eric Snow	967
10.	Clarence Weatherspoon	947

ALL-TIME ROOKIE LEADERS (SEASON)

POINTS

Player	Year	PTS
1. Allen Iverson	1996-97	1787
2. Jerry Stackhouse	1995-96	1384
3. Clarence Weatherspoon	1992-93	1280
4. Ben Simmons	2017-18	1279
5. Lee Shaffer	1961-62	1267
6. Hersey Hawkins	1988-89	1196
7. Michael Carter-Williams	2013-14	1167
8. Charles Barkley	1984-85	1148
9. Billy Cunningham	1965-66	1143
10. Luke Jackson	1964-65	1126

MOST FIELD GOALS

Player	Year	FG
1. Allen Iverson	1996-97	625
2. Ben Simmons	2017-18	544
3. Lee Shaffer	1961-62	514
4. Clarence Weatherspoon	1992-93	494
5. Jerry Stackhouse	1995-96	452

MOST FIELD GOALS ATTEMPTED

Player	Year	FGA
1. Allen Iverson	1996-97	1504
2. Lee Shaffer	1961-62	1180
3. Jerry Stackhouse	1995-96	1091
4. Michael Carter-Williams	2013-14	1054
5. Clarence Weatherspoon	1992-93	1053

MOST THREE-POINT FIELD GOALS

Player	Year	3FGM
1. Allen Iverson	1996-97	155
2. Dario Šarić	2016-17	106
3. Landry Shamet	2018-19	99
4. Jerry Stackhouse	1995-96	93
5. Kyle Korver	2003-04	81

MOST THREE-POINT FIELD GOAL ATTEMPTS

Player	Year	3FGA
1. Allen Iverson	1996-97	455
2. Dario Šarić	2016-17	341
3. Jerry Stackhouse	1995-96	292
4. Landry Shamet	2018-19	245
5. Michael Carter-Williams	2013-14	208

MOST FREE THROWS MADE

Player	Year	FTM
1. Jerry Stackhouse	1995-96	387
2. Allen Iverson	1996-97	382
3. Dolph Schayes	1949-50	376
4. Charles Barkley	1984-85	293
5. Clarence Weatherspoon	1992-93	291

MOST FREE THROW ATTEMPTS

Player	Year	FTA
1. Allen Iverson	1996-97	544
2. Jerry Stackhouse	1995-96	518
3. Dolph Schayes	1949-50	486
4. Billy Cunningham	1965-66	443
5. Clarence Weatherspoon	1992-93	408

MOST REBOUNDS

Player	Year	REB
1. Luke Jackson	1964-65	980
2. Charles Barkley	1984-85	703
3. Ben Simmons	2017-18	659
4. Nerlens Noel	2014-15	611
5. Billy Cunningham	1965-66	599



Allen Iverson set a franchise record with 1,787 points during his rookie season in 1996-97.

MOST ASSISTS

Player	Year	AST
1. Ben Simmons	2017-18	661
2. Allen Iverson	1996-97	567
3. Michael Carter-Williams	2013-14	441
4. Maurice Cheeks	1978-79	431
5. T.J. McConnell	2015-16	367

MOST STEALS

Player	Year	STL
1. Maurice Cheeks	1978-79	174
2. Allen Iverson	1996-97	157
3. Ben Simmons	2017-18	140
4. Andre Iguodala	2004-05	138
5. Nerlens Noel	2014-15	133

MOST TURNOVERS

Player	Year	TO
1. Allen Iverson	1996-97	337
2. Ben Simmons	2017-18	278
3. Jerry Stackhouse	1995-96	252
4. Michael Carter-Williams	2013-14	247
5. Andrew Toney	1980-81	219

MOST BLOCKED SHOTS

Player	Year	BLK
1. Shawn Bradley	1993-94	147
2. Nerlens Noel	2014-15	142
3. Sharone Wright	1994-95	104
4. Charles Barkley	1984-85	80
5. Jerry Stackhouse	1995-96	79

RECORDS

FRANCHISE SCORING LEADERS (CAREER)

PLAYERS	Years	G	FG	3FG	FT	PTS	AVG
1. Hal Greer	1958-73	1122	8504	---	4578	21586	19.2
2. Allen Iverson	1996-07/2009-10	722	6962	885	5122	19931	27.6
3. Dolph Schayes	1949-64	1059	6134	---	6979	19247	18.2
4. Julius Erving	1976-87	836	7237	46	3844	18364	22.0
5. Charles Barkley	1984-92	610	5025	214	3920	14184	23.3
6. Billy Cunningham	1965-72/1974-76	654	5116	---	3394	13626	20.8
7. John (Red) Kerr	1954-65	834	4623	---	2453	11699	14.0
8. Maurice Cheeks	1978-89	853	4192	40	2005	10429	12.2
9. Andre Iguodala	2004-2012	615	3301	563	2257	9422	15.3
10. Chet Walker	1962-69	558	3318	---	2407	9043	16.2
11. Larry Costello	1957-68	615	2863	---	2231	7957	12.9
12. Fred Carter	1971-77	409	3248	---	1177	7673	18.8
13. Hersey Hawkins	1988-93	403	2626	476	1929	7657	19.0
14. Wilt Chamberlain	1964-68	277	3105	---	1441	7651	27.6
15. Steve Mix	1974-82	668	2893	5	1768	7559	11.3
16. Moses Malone	1982-94/1993-94	357	2461	0	2589	7511	21.0
17. Andrew Toney	1980-88	468	2859	138	1602	7458	15.9
18. Doug Collins	1973-81	415	2927	0	1573	7427	17.9
19. Thaddeus Young	2007-2014	516	3018	208	834	7078	13.7
20. Clarence Weatherspoon	1992-98	448	2669	10	1519	6867	15.3
21. Bobby Jones	1978-86	617	2471	0	1643	6585	10.7
22. Paul Seymour	1949-60	693	2211	---	1853	6275	9.1
23. Al Bianchi	1956-66	687	2212	---	1126	5550	8.1
24. Dave Gambee	1960-67	475	1932	---	1590	5454	11.5
25. Wali Jones	1965-71	454	2117	---	995	5229	11.5
26. Luke Jackson	1965-72	522	2004	---	1162	5170	9.9
27. Lou Williams	2005-12	455	1730	373	1325	5158	11.3
28. Ron Anderson	1988-93	393	2151	95	741	5138	13.1
29. George McGinnis	1975-78	234	1894	---	1258	5046	21.6
30. Darryl Dawkins	1975-82	448	2062	0	885	5009	11.2
31. Samuel Dalembert	2001-11	582	1934	0	842	4710	8.1
32. Archie Clark	1968-71	241	1711	---	959	4381	18.2
33. Eric Snow	1997-04	452	1589	35	1162	4375	9.7
34. Aaron McKie	1997-05	536	1605	295	638	4143	7.3
35. Jrue Holiday	2009-2013	298	1591	299	513	3994	13.4
36. Willie Green	2003-11	422	1596	259	503	3954	9.4
37. Derrick Coleman	1995-98/2001-04	283	1429	123	962	3943	13.9
38. Joel Embiid	2016-19	158	1290	181	1072	3833	24.3
39. Robert Covington	2015-18	284	1210	677	577	3674	12.9
40. George King, Jr.	1951-56	348	1282	---	1045	3609	10.4
41. Mike Gminksi	1987-91	240	1413	4	755	3585	14.9
42. Kyle Korver	2003-2007	337	1221	661	424	3527	10.5
43. Andre Miller	2007-2009	221	1368	19	755	3510	15.9
44. Caldwell Jones	1977-82	482	1367	0	732	3466	7.2
45. Earl Lloyd	1952-58	413	1279	---	874	3432	8.3
46. Jerry Stackhouse	1995-98	175	1113	211	979	3416	19.5
47. Billy Gabor	1949-55	365	1195	---	962	3352	9.2
48. Johnny Dawkins	1990-94	313	1320	122	581	3343	10.7
49. Elton Brand	2008-12/2015-16	263	1395	---	551	3341	12.7
50. Henry Bibby	1976-80	327	1207	11	884	3309	10.1



YEARLY LEADERS

MINUTES PLAYED - COMPILED SINCE 1950-51

1951-52	Red Rocha	2543
1952-53	Paul Seymour	2684
1953-54	Paul Seymour	2727
1954-55	Paul Seymour	2950
1955-56	Dolph Schayes	2517
1956-57	Dolph Schayes	2851
1957-58	Dolph Schayes	2318
1958-59	Larry Costello	2750
1959-60	Dolph Schayes	2741
1960-61	Dolph Schayes	3007
1961-62	John Kerr	2768
1962-63	Hal Greer	2631
1963-64	Hal Greer	3157
1964-65	Hal Greer	2600
1965-66	Wilt Chamberlain	3737
1966-67	Wilt Chamberlain	3682
1967-68	Wilt Chamberlain	3836
1968-69	Billy Cunningham	3345
1969-70	Billy Cunningham	3194
1970-71	Archie Clark	3245
1971-72	Billy Cunningham	2900
1972-73	Fred Carter	2993
1973-74	Fred Carter	3044
1974-75	Fred Carter	3046
1975-76	Steve Mix	3039
1976-77	Julius Erving	2940
1977-78	Doug Collins	2770
1978-79	Julius Erving	2802
1979-80	Julius Erving	2812
1980-81	Julius Erving	2874
1981-82	Julius Erving	2789
1982-83	Moses Malone	2922
1983-84	Julius Erving	2683
1984-85	Moses Malone	2957
1985-86	Maurice Cheeks	3270
1986-87	Tim McCormick	2817
1987-88	Charles Barkley	3170
1988-89	Charles Barkley	3088
1989-90	Charles Barkley	3085
1990-91	Hersey Hawkins	3110
1991-92	Hersey Hawkins	3013
1992-93	Hersey Hawkins	2977
1993-94	Clarence Weatherspoon	3147
1994-95	Dana Barros	3318
1995-96	Clarence Weatherspoon	3096
1996-97	Jerry Stackhouse	3166
1997-98	Allen Iverson	3150
1998-99	Allen Iverson	1990
1999-00	Allen Iverson	2853
2000-01	Allen Iverson	2979
2001-02	Dikembe Mutombo	2907
2002-03	Allen Iverson	3485
2003-04	Eric Snow	2966
2004-05	Allen Iverson	3174
2005-06	Allen Iverson	3103
2006-07	Andre Iguodala	3062
2007-08	Andre Iguodala	3242
2008-09	Andre Iguodala	3269
2009-10	Andre Iguodala	3193
2010-11	Jrue Holiday	2901
2011-12	Andre Iguodala	2209
2012-13	Jrue Holiday	2926
2013-14	Thaddeus Young	2718
2014-15	Nerlens Noel	2311
2015-16	Hollis Thompson	2154
2016-17	Nik Stauskas	2188
2017-18	Ben Simmons	2732
2018-19	Ben Simmons	2,700

TOTAL POINTS

1949-50	Dolph Schayes	1072
1950-51	Dolph Schayes	1121
1951-52	Dolph Schayes	868
1952-53	Dolph Schayes	1262
1953-54	Dolph Schayes	1228
1954-55	Dolph Schayes	1333
1955-56	Dolph Schayes	1472
1956-57	Dolph Schayes	1617
1957-58	Dolph Schayes	1791
1958-59	Dolph Schayes	1534
1959-60	Dolph Schayes	1689
1960-61	Dolph Schayes	1868
1961-62	Hal Greer	1619
1962-63	Hal Greer	1562
1963-64	Hal Greer	1865
1964-65	Hal Greer	1413
1965-66	Wilt Chamberlain	2649
1966-67	Wilt Chamberlain	1956
1967-68	Wilt Chamberlain	1992
1968-69	Billy Cunningham	2034
1969-70	Billy Cunningham	2114
1970-71	Billy Cunningham	1859
1971-72	Billy Cunningham	1744
1972-73	Fred Carter	1617
1973-74	Fred Carter	1666
1974-75	Fred Carter	1686
1975-76	George McGinnis	1769
1976-77	Julius Erving	1770
1977-78	George McGinnis	1587
1978-79	Julius Erving	1803
1979-80	Julius Erving	2100
1980-81	Julius Erving	2014
1981-82	Julius Erving	1974
1982-83	Moses Malone	1908
1983-84	Julius Erving	1727
1984-85	Moses Malone	1941
1985-86	Moses Malone	1759
1986-87	Charles Barkley	1564
1987-88	Charles Barkley	2264
1988-89	Charles Barkley	2037
1989-90	Charles Barkley	1989
1990-91	Charles Barkley	1849
1991-92	Charles Barkley	1730
1992-93	Hersey Hawkins	1643
1993-94	Clarence Weatherspoon	1506
1994-95	Dana Barros	1686
1995-96	Jerry Stackhouse	1384
1996-97	Allen Iverson	1787
1997-98	Allen Iverson	1758
1998-99	Allen Iverson	1284
1999-00	Allen Iverson	1989
2000-01	Allen Iverson	2207
2001-02	Allen Iverson	1883
2002-03	Allen Iverson	2262
2003-04	Allen Iverson	1266
2004-05	Allen Iverson	2302
2005-06	Allen Iverson	2377
2006-07	Andre Iguodala	1386
2007-08	Andre Iguodala	1630
2008-09	Andre Iguodala	1541
2009-10	Andre Iguodala	1401
2010-11	Elton Brand	1217
2011-12	Andre Iguodala	2209
2012-13	Jrue Holiday	1383
2013-14	Thaddeus Young	1417
2014-15	Robert Covington	943
2015-16	Jahlil Okafor	928
2016-17	Dario Saric	1040

RECORDS

YEARLY LEADERS



Julius Erving, one of the most prolific players in Sixers history, led the team in scoring average in six-straight seasons (1976-82).

TOTAL POINTS CONT.

2017-18	Joel Embiid.....	1445
2018-19	Joel Embiid.....	1761

AVERAGE POINTS - MINIMUM OF 20

1949-50	Dolph Schayes.....	16.8
1950-51	Dolph Schayes.....	17.0
1951-52	Dolph Schayes.....	13.8
1952-53	Dolph Schayes.....	17.8
1953-54	Dolph Schayes.....	17.1
1954-55	Dolph Schayes.....	18.5
1955-56	Dolph Schayes.....	20.4
1956-57	Dolph Schayes.....	22.5
1957-58	Dolph Schayes.....	24.9
1958-59	Dolph Schayes.....	21.3
1959-60	Dolph Schayes.....	22.5
1960-61	Dolph Schayes.....	23.6
1961-62	Hal Greer.....	22.8
1962-63	Hal Greer.....	19.5
1963-64	Hal Greer.....	23.3
1964-65	Wilt Chamberlain.....	30.1
1965-66	Wilt Chamberlain.....	33.5
1966-67	Wilt Chamberlain.....	24.1
1967-68	Wilt Chamberlain.....	24.3
1968-69	Billy Cunningham.....	24.8
1969-70	Billy Cunningham.....	26.1
1970-71	Billy Cunningham.....	23.0
1971-72	Billy Cunningham.....	23.3
1972-73	Fred Carter.....	20.0
1973-74	Fred Carter.....	21.4
1974-75	Fred Carter.....	21.9
1975-76	George McGinnis.....	23.0
1976-77	Julius Erving.....	21.6
1977-78	Julius Erving.....	20.6
1978-79	Julius Erving.....	23.1
1979-80	Julius Erving.....	26.9
1980-81	Julius Erving.....	24.6
1981-82	Julius Erving.....	24.4
1982-83	Moses Malone.....	24.5
1983-84	Moses Malone.....	22.7
1984-85	Moses Malone.....	24.6
1985-86	Moses Malone.....	23.8
1986-87	Charles Barkley.....	23.0
1987-88	Charles Barkley.....	28.3

1988-89	Charles Barkley.....	25.8
1989-90	Charles Barkley.....	25.2
1990-91	Charles Barkley.....	27.6
1991-92	Charles Barkley.....	23.1
1992-93	Hersey Hawkins.....	20.3
1993-94	Clarence Weatherspoon.....	18.4
1994-95	Dana Barros.....	20.6
1995-96	Jerry Stackhouse.....	19.2
1996-97	Allen Iverson.....	23.5
1997-98	Allen Iverson.....	22.0
1998-99	Allen Iverson.....	26.8
1999-00	Allen Iverson.....	28.4
2000-01	Allen Iverson.....	31.1
2001-02	Allen Iverson.....	31.4
2002-03	Allen Iverson.....	27.6
2003-04	Allen Iverson.....	26.4
2004-05	Allen Iverson.....	30.7
2005-06	Allen Iverson.....	33.0
2006-07	Andre Iguodala.....	18.2
2007-08	Andre Iguodala.....	19.9
2008-09	Andre Iguodala.....	18.8
2009-10	Andre Iguodala.....	17.1
2010-11	Elton Brand.....	15.0
2011-12	Lou Williams.....	14.9
2012-13	Jrue Holiday.....	17.7
2013-14	Thaddeus Young.....	17.9
2014-15	Tony Wroten.....	16.9
2015-16	Jahlil Okafor.....	17.5
2016-17	Joel Embiid.....	20.2
2017-18	Joel Embiid.....	22.9
2018-19	Joel Embiid.....	27.5

FIELD GOALS MADE

1949-50	Dolph Schayes.....	348
1950-51	Dolph Schayes.....	332
1951-52	Red Rocha.....	300
1952-53	Dolph Schayes.....	375
1953-54	Dolph Schayes.....	370
1954-55	Dolph Schayes.....	422
1955-56	Dolph Schayes.....	465
1956-57	Dolph Schayes.....	496
1957-58	Dolph Schayes.....	581
1958-59	Dolph Schayes.....	504
1959-60	Dolph Schayes.....	578
1960-61	Hal Greer.....	623
1961-62	Hal Greer.....	644
1962-63	Hal Greer.....	600
1963-64	Hal Greer.....	715
1964-65	Hal Greer.....	540
1965-66	Wilt Chamberlain.....	1074
1966-67	Wilt Chamberlain.....	785
1967-68	Wilt Chamberlain.....	819
1968-69	Billy Cunningham.....	739
1969-70	Billy Cunningham.....	802
1970-71	Billy Cunningham.....	702
1971-72	Billy Cunningham.....	658
1972-73	Fred Carter.....	679
1973-74	Fred Carter.....	706
1974-75	Fred Carter.....	715
1975-76	Fred Carter.....	665
1976-77	Julius Erving.....	685
1977-78	Doug Collins.....	643
1978-79	Julius Erving.....	715
1979-80	Julius Erving.....	838
1980-81	Julius Erving.....	794
1981-82	Julius Erving.....	780
1982-83	Moses Malone.....	654
1983-84	Julius Erving.....	678
1984-85	Julius Erving.....	610



YEARLY LEADERS

FIELD GOALS MADE CONT.

1985-86	Charles Barkley.....	595
1986-87	Charles Barkley.....	557
1987-88	Charles Barkley.....	753
1988-89	Charles Barkley.....	700
1989-90	Charles Barkley.....	706
1990-91	Charles Barkley.....	665
1991-92	Charles Barkley.....	622
1992-93	Jeff Hornacek.....	582
1993-94	Clarence Weatherspoon.....	602
1994-95	Dana Barros.....	571
1995-96	Clarence Weatherspoon.....	491
1996-97	Allen Iverson.....	625
1997-98	Allen Iverson.....	649
1998-99	Allen Iverson.....	435
1999-00	Allen Iverson.....	729
2000-01	Allen Iverson.....	762
2001-02	Allen Iverson.....	665
2002-03	Allen Iverson.....	804
2003-04	Allen Iverson.....	435
2004-05	Allen Iverson.....	771
2005-06	Allen Iverson.....	815
2006-07	Andre Iguodala.....	443
2007-08	Andre Iguodala.....	582
2008-09	Andre Iguodala.....	542
2009-10	Andre Iguodala.....	496
2010-11	Elton Brand.....	502
2011-12	Jrue Holiday.....	360
2012-13	Jrue Holiday.....	555
2013-14	Thaddeus Young.....	582
2014-15	Nerlens Noel.....	302
2015-16	Jahlil Okafor.....	397
2015-16	Jahlil Okafor.....	397
2016-17	Dario Saric.....	381
2017-18	Ben Simmons.....	544
2018-19	Joel Embiid.....	580

FIELD GOAL ATTEMPTS

1949-50	Dolph Schayes.....	903
1950-51	Dolph Schayes.....	930
1951-52	Red Rocha.....	749
1952-53	Dolph Schayes.....	1022
1953-54	Dolph Schayes.....	973
1954-55	Dolph Schayes.....	1103
1955-56	Dolph Schayes.....	1202
1956-57	Dolph Schayes.....	1308
1957-58	Dolph Schayes.....	1458
1958-59	Dolph Schayes.....	1304
1959-60	Dolph Schayes.....	1440
1960-61	Dolph Schayes.....	1595
1961-62	Hal Greer.....	1442
1962-63	Lee Shaffer.....	1393
1963-64	Hal Greer.....	1611
1964-65	Hal Greer.....	1245
1965-66	Wilt Chamberlain.....	1990
1966-67	Hal Greer.....	1524
1967-68	Hal Greer.....	1626
1968-69	Billy Cunningham.....	1736
1969-70	Billy Cunningham.....	1710
1970-71	Billy Cunningham.....	1519
1971-72	Billy Cunningham.....	1428
1972-73	Fred Carter.....	1614
1973-74	Fred Carter.....	1641
1974-75	Fred Carter.....	1598
1975-76	Fred Carter.....	1594
1976-77	George McGinnis.....	1439
1977-78	George McGinnis.....	1270
1978-79	Julius Erving.....	1455
1979-80	Julius Erving.....	1614

1980-81	Julius Erving.....	1524
1981-82	Julius Erving.....	1428
1982-83	Moses Malone.....	1305
1983-84	Julius Erving.....	1324
1984-85	Moses Malone.....	1284
1985-86	Moses Malone.....	1246
1986-87	Charles Barkley.....	937
1987-88	Charles Barkley.....	1283
1988-89	Charles Barkley.....	1208
1989-90	Charles Barkley.....	1177
1990-91	Charles Barkley.....	1251
1991-92	Hersey Hawkins.....	1126
1992-93	Jeff Hornacek.....	1239
1993-94	Clarence Weatherspoon.....	1246
1994-95	Clarence Weatherspoon.....	1238
1995-96	Jerry Stackhouse.....	1091
1996-97	Allen Iverson.....	1504
1997-98	Allen Iverson.....	1407
1998-99	Allen Iverson.....	1056
1999-00	Allen Iverson.....	1733
2000-01	Allen Iverson.....	1813
2001-02	Allen Iverson.....	1669
2002-03	Allen Iverson.....	1940
2003-04	Allen Iverson.....	1125
2004-05	Allen Iverson.....	1818
2005-06	Allen Iverson.....	1822
2006-07	Andre Iguodala.....	991
2007-08	Andre Iguodala.....	1277
2008-09	Andre Iguodala.....	1147
2009-10	Andre Iguodala.....	1120
2010-11	Jrue Holiday.....	999
2011-12	Lou Williams.....	782
2012-13	Jrue Holiday.....	1299
2013-14	Thaddeus Young.....	1283
2014-15	Robert Covington.....	756
2015-16	Jahlil Okafor.....	781
2016-17	Dario Saric.....	927
2017-18	Joel Embiid.....	1056
2018-19	Joel Embiid.....	1,199

FIELD GOAL PERCENTAGE - MINIMUM OF 100

149-50	Ed Peterson.....	42.8
1950-51	George Ratkovicz.....	41.5
1951-52	George King.....	40.6
1952-53	George King.....	40.2
1953-54	Billy Kenville.....	38.4
1954-55	John Kerr.....	41.9
1955-56	John Kerr.....	40.3
1956-57	John Kerr.....	40.3
1957-58	Larry Costello.....	42.6
1958-59	Hal Greer.....	45.4
1959-60	Hal Greer.....	47.6
1960-61	Larry Costello.....	48.2
1961-62	Hal Greer.....	44.7
1962-63	John Kerr.....	47.4
1963-64	Hal Greer.....	44.4
1964-65	Wilt Chamberlain.....	52.8
1965-66	Wilt Chamberlain.....	54.0
1966-67	Wilt Chamberlain.....	68.3
1967-68	Wilt Chamberlain.....	59.5
1968-69	Johnny Green.....	51.8
1969-70	Darall Imhoff.....	54.0
1970-71	Archie Clark.....	49.6
1971-72	Bill Bridges.....	50.9
1972-73	Dale Schlueter.....	52.4
1973-74	Steve Mix.....	47.5
1974-75	Doug Collins.....	48.8
1975-76	Doug Collins.....	51.3
1976-77	Darryl Dawkins.....	62.8

RECORDS

YEARLY LEADERS



In 2004-05, Kyle Korver set the single-season franchise record and tied for the NBA lead with 226 three-point field goals made.

FIELD GOAL PERCENTAGE CONT.

1977-78	Darryl Dawkins.....	57.5
1978-79	Eric Money.....	54.8
1979-80	Maurice Cheeks.....	54.0
1980-81	Darryl Dawkins.....	60.7
1981-82	Bobby Jones, Darryl Dawkins.....	56.4
1982-83	Bobby Jones.....	54.3
1983-84	Maurice Cheeks.....	55.0
1984-85	Maurice Cheeks.....	57.0
1985-86	Charles Barkley.....	57.2
1986-87	Charles Barkley.....	59.4
1987-88	Charles Barkley.....	58.7
1988-89	Charles Barkley.....	57.9
1989-90	Charles Barkley.....	60.0
1990-91	Charles Barkley.....	57.0
1991-92	Charles Barkley.....	55.2
1992-93	Hersey Hawkins, Jeff Hornacek.....	47.0
1993-94	Warren Kidd.....	59.2
1994-95	Jeff Malone.....	50.7
1995-96	Derrick Alston.....	51.2
1996-97	Scott Williams.....	50.9
1997-98	Theo Ratliff.....	51.2
1998-99	Matt Geiger.....	47.9
1999-00	Theo Ratliff.....	50.3
2000-01	Todd MacCulloch.....	58.9
2001-02	Dikembe Mutombo.....	50.1
2002-03	Brian Skinner.....	55.0
2003-04	Samuel Dalembert.....	54.1
2004-05	Samuel Dalembert.....	52.4
2005-06	Steven Hunter.....	60.1
2006-07	Steven Hunter.....	57.7
2007-08	Thaddeus Young.....	53.9
2008-09	Marreese Speights.....	50.2
2009-10	Samuel Dalembert.....	54.5
2010-11	Thaddeus Young.....	54.1
2011-12	Thaddeus Young.....	50.7
2012-13	Thaddeus Young.....	53.1
2013-14	Henry Sims.....	48.9
2014-15	Henry Sims.....	47.4
2015-16	Carl Landry.....	55.6

2016-17	Nerlens Noel.....	61.1
2017-18	Richaun Holmes.....	56.0
2018-19	Boban Marjanovic.....	62.5

3-PT FIELD GOALS MADE - compiled since 1979-80

1979-80	Henry Bibby.....	11
1980-81	Andrew Toney.....	9
1981-82	Andrew Toney.....	25
1982-83	Andrew Toney.....	22
1983-84	Andrew Toney.....	12
1984-85	Andrew Toney.....	39
1985-86	Charles Barkley.....	17
1986-87	Andrew Toney.....	22
1987-88	Gerald Henderson.....	67
1988-89	Hersey Hawkins.....	71
1989-90	Hersey Hawkins.....	84
1990-91	Hersey Hawkins.....	108
1991-92	Hersey Hawkins.....	91
1992-93	Hersey Hawkins.....	122
1993-94	Dana Barros.....	135
1994-95	Dana Barros.....	197
1995-96	Vernon Maxwell.....	146
1996-97	Allen Iverson.....	155
1997-98	Allen Iverson.....	70
1998-99	Allen Iverson.....	58
1999-00	Allen Iverson.....	89
2000-01	Allen Iverson.....	98
2001-02	Allen Iverson.....	78
2002-03	Allen Iverson.....	84
2003-04	Kyle Korver.....	81
2004-05	Kyle Korver.....	226
2005-06	Kyle Korver.....	184
2006-07	Kyle Korver.....	132
2007-08	Andre Iguodala.....	101
2008-09	Andre Iguodala.....	80
2009-10	Andre Iguodala.....	94
2010-11	Jodie Meeks.....	138
2011-12	Jodie Meeks.....	97
2012-13	Dorell Wright.....	135
2013-14	James Anderson.....	115
2014-15	Robert Covington.....	167
2015-16	Isaiah Canaan.....	176
2016-17	Robert Covington.....	137
2017-18	Robert Covington.....	203
2018-19	JJ Redick.....	240

3-PT FIELD GOAL ATTEMPTS - compiled since 1979-80

1979-80	Henry Bibby.....	52
1980-81	Andrew Toney.....	29
1981-82	Andrew Toney.....	59
1982-83	Andrew Toney.....	76
1983-84	Andrew Toney.....	38
1984-85	Andrew Toney.....	105
1985-86	Charles Barkley.....	75
1986-87	Charles Barkley.....	104
1987-88	Gerald Henderson.....	159
1988-89	Hersey Hawkins.....	166
1989-90	Hersey Hawkins.....	200
1990-91	Hersey Hawkins.....	270
1991-92	Hersey Hawkins.....	229
1992-93	Hersey Hawkins.....	307
1993-94	Dana Barros.....	354
1994-95	Dana Barros.....	425
1995-96	Vernon Maxwell.....	460
1996-97	Allen Iverson.....	455
1997-98	Allen Iverson.....	235
1998-99	Allen Iverson.....	199
1999-00	Allen Iverson.....	261
2000-01	Allen Iverson.....	306



YEARLY LEADERS

3-PT FIELD GOAL ATTEMPTS CONT.

2001-02	Allen Iverson.....	268
2002-03	Allen Iverson.....	303
2003-04	Kyle Korver.....	207
2004-05	Kyle Korver.....	558
2005-06	Kyle Korver.....	438
2006-07	Kyle Korver.....	307
2007-08	Andre Iguodala.....	307
2008-09	Andre Iguodala.....	261
2009-10	Andre Iguodala.....	303
2010-11	Jodie Meeks.....	348
2011-12	Jodie Meeks.....	266
2012-13	Dorell Wright.....	361
2013-14	James Anderson.....	351
2014-15	Robert Covington.....	446
2015-16	Isaiah Canaan.....	485
2016-17	Robert Covington.....	412
2017-18	Robert Covington.....	550
2018-19	JJ Redick.....	605


3-PT FIELD GOAL PERCENTAGE

Compiled since 1979-80 - Minimum of 20

1979-80	Henry Bibby.....	21.2
1980-81	Andrew Toney.....	31.0
1981-82	Andrew Toney.....	42.4
1982-83	Andrew Toney.....	28.9
1983-84	Maurice Cheeks.....	40.0
1984-85	Andrew Toney.....	37.1
1985-86	Leon Wood.....	44.8
1986-87	Andrew Toney.....	32.8
1987-88	Gerald Henderson.....	42.1
1988-89	Hersey Hawkins.....	42.8
1989-90	Hersey Hawkins.....	42.0
1990-91	Hersey Hawkins.....	40.0
1991-92	Hersey Hawkins.....	39.7
1992-93	Hersey Hawkins.....	39.7
1993-94	Dana Barros.....	38.1
1994-95	Dana Barros.....	46.4
1995-96	Scott Skiles.....	44.1
1996-97	Rex Walters.....	38.5
1997-98	Tim Thomas.....	36.3
1998-99	George Lynch.....	39.1
1999-00	Aaron McKie.....	36.4
2000-01	Toni Kukoc.....	41.0
2001-02	Aaron McKie.....	39.8
2002-03	Keith Van Horn.....	36.9
2003-04	Aaron McKie.....	43.6
2004-05	Kyle Korver.....	40.5
2005-06	Kyle Korver.....	42.0
2006-07	Kyle Korver.....	43.0
2007-08	Lou Williams.....	35.9
2008-09	Thaddeus Young.....	34.1
2009-10	Jrue Holiday.....	39.0
2010-11	Jodie Meeks.....	39.7
2011-12	Andre Iguodala.....	39.4
2012-13	Dorell Wright.....	37.4
2013-14	Hollis Thompson.....	40.1
2014-15	Hollis Thompson.....	40.1
2015-16	Hollis Thompson.....	38.0
2016-17	Nik Stauskas.....	36.8
2017-18	T.J. McConnell.....	435
2018-19	Mike Scott.....	412

FREE THROWS MADE

1949-50	Dolph Schayes.....	376
1950-51	Dolph Schayes.....	457
1951-52	Dolph Schayes.....	342
1952-53	Dolph Schayes.....	512
1953-54	Dolph Schayes.....	488




Billy Cunningham (No. 32) led the Sixers in free throws made in four consecutive seasons (1968-72).

1954-55	Dolph Schayes.....	489
1955-56	Dolph Schayes.....	542
1956-57	Dolph Schayes.....	625
1957-58	Dolph Schayes.....	629
1958-59	Dolph Schayes.....	526
1959-60	Dolph Schayes.....	533
1960-61	Dolph Schayes.....	680
1961-62	Dave Gambee.....	384
1962-63	Hal Greer.....	362
1963-64	Hal Greer.....	435
1964-65	Hal Greer.....	335
1965-66	Wilt Chamberlain.....	501
1966-67	Chet Walker.....	445
1967-68	Hal Greer.....	422
1968-69	Billy Cunningham.....	556
1969-70	Billy Cunningham.....	510
1970-71	Billy Cunningham.....	455
1971-72	Billy Cunningham.....	428
1972-73	Fred Carter.....	259
1973-74	Tom Van Arsdale.....	298
1974-75	Bill Cunningham.....	345
1975-76	George McGinnis.....	475
1976-77	Julius Erving.....	400
1977-78	Lloyd Free & McGinnis.....	411
1978-79	Julius Erving.....	373
1979-80	Julius Erving.....	420
1980-81	Julius Erving.....	422
1981-82	Julius Erving.....	411
1982-83	Moses Malone.....	600
1983-84	Moses Malone.....	545
1984-85	Moses Malone.....	737
1985-86	Moses Malone.....	617
1986-87	Charles Barkley.....	429
1987-88	Charles Barkley.....	714
1988-89	Charles Barkley.....	602
1989-90	Charles Barkley.....	557
1990-91	Charles Barkley.....	475
1991-92	Charles Barkley.....	454
1992-93	Hersey Hawkins.....	419
1993-94	Clarence Weatherspoon.....	298
1994-95	Dana Barros.....	347

RECORDS

YEARLY LEADERS



Wilt Chamberlain set franchise records in total points (2,649), scoring (33.5 ppg), field goals made (1074), field goal attempts (1990) and free throws attempted (976) during the 1965-66 season.

FREE THROWS MADE CONT.

1995-96	Jerry Stackhouse.....	387
1996-97	Jerry Stackhouse.....	511
1997-98	Allen Iverson.....	390
1998-99	Allen Iverson.....	356
1999-00	Allen Iverson.....	442
2000-01	Allen Iverson.....	585
2001-02	Allen Iverson.....	475
2002-03	Allen Iverson.....	570
2003-04	Allen Iverson.....	339
2004-05	Allen Iverson.....	656
2005-06	Allen Iverson.....	675
2006-07	Andre Iguodala.....	452
2007-08	Andre Iguodala.....	365
2008-09	Andre Iguodala.....	377
2009-10	Andre Iguodala.....	315
2010-11	Lou Williams.....	293
2011-12	Lou Williams.....	237
2012-13	Jrue Holiday.....	182
2013-14	Michael Carter-Williams.....	258
2014-15	Robert Covington.....	178
2015-16	Jerami Grant.....	212
2016-17	Joel Embiid.....	191
2017-18	Joel Embiid.....	359
2018-19	Joel Embiid.....	522

FREE THROWS ATTEMPTED

1949-50	Dolph Schayes.....	486
1950-51	Dolph Schayes.....	608
1951-52	Dolph Schayes.....	424
1952-53	Dolph Schayes.....	619
1953-54	Dolph Schayes.....	590
1954-55	Dolph Schayes.....	587
1955-56	Dolph Schayes.....	632
1956-57	Dolph Schayes.....	691
1957-58	Dolph Schayes.....	696
1958-59	Dolph Schayes.....	609
1959-60	Dolph Schayes.....	597

1960-61	Dolph Schayes.....	783
1961-62	Dolph Schayes.....	470
1962-63	Hal Greer.....	434
1963-64	Hal Greer.....	525
1964-65	Hal Greer.....	413
1965-66	Wilt Chamberlain.....	976
1966-67	Wilt Chamberlain.....	875
1967-68	Wilt Chamberlain.....	932
1968-69	Billy Cunningham.....	754
1969-70	Billy Cunningham.....	700
1970-71	Billy Cunningham.....	620
1971-72	Billy Cunningham.....	601
1972-73	Fred Carter.....	368
1973-74	Fred Carter.....	358
1974-75	Billy Cunningham.....	444
1975-76	George McGinnis.....	642
1976-77	George McGinnis.....	546
1977-78	George McGinnis.....	574
1978-79	Julius Erving.....	501
1979-80	Julius Erving.....	534
1980-81	Julius Erving.....	536
1981-82	Julius Erving.....	539
1982-83	Moses Malone.....	788
1983-84	Moses Malone.....	727
1984-85	Moses Malone.....	904
1985-86	Moses Malone.....	784
1986-87	Charles Barkley.....	564
1987-88	Charles Barkley.....	951
1988-89	Charles Barkley.....	799
1989-90	Charles Barkley.....	744
1990-91	Charles Barkley.....	658
1991-92	Charles Barkley.....	653
1992-93	Hersey Hawkins.....	487
1993-94	Clarence Weatherspoon.....	430
1994-95	Dana Barros.....	386
1995-96	Jerry Stackhouse.....	518
1996-97	Jerry Stackhouse.....	667
1997-98	Allen Iverson.....	535
1998-99	Allen Iverson.....	474
1999-00	Allen Iverson.....	620
2000-01	Allen Iverson.....	719
2001-02	Allen Iverson.....	585
2002-03	Allen Iverson.....	736
2003-04	Allen Iverson.....	455
2004-05	Allen Iverson.....	786
2005-06	Allen Iverson.....	829
2006-07	Andre Iguodala.....	551
2007-08	Andre Iguodala.....	506
2008-09	Andre Iguodala.....	521
2009-10	Andre Iguodala.....	430
2010-11	Lou Williams.....	356
2011-12	Lou Williams.....	292
2012-13	Jrue Holiday.....	242
2013-14	Michael Carter-Williams.....	367
2014-15	Robert Covington.....	217
2015-16	Jerami Grant.....	322
2016-17	Joel Embiid.....	244
2017-18	Joel Embiid.....	467
2018-19	Joel Embiid.....	649

FREE THROW PERCENTAGE - Minimum of 50

1949-50	Al Cervi.....	89.2
1950-51	Fred Scolari.....	84.3
1951-52	Al Cervi.....	88.3
1952-53	Dolph Schayes.....	82.7
1953-54	Dolph Schayes.....	82.7
1954-55	Dolph Schayes.....	83.3
1955-56	Dolph Schayes.....	85.8
1956-57	Dolph Schayes.....	90.4




YEARLY LEADERS

FREE THROW PERCENTAGE CONT.

1957-58	Dolph Schayes.....	90.4
1958-59	Dolph Schayes.....	86.4
1959-60	Dolph Schayes.....	89.3
1960-61	Dolph Schayes.....	86.8
1961-62	Dolph Schayes.....	89.7
1962-63	Larry Costello.....	88.1
1963-64	Larry Costello.....	86.5
1964-65	Larry Costello.....	87.7
1965-66	Dave Gambee.....	85.0
1966-67	Wali Jones.....	83.8
1967-68	Larry Costello.....	82.7
1968-69	Wali Jones.....	80.9
1969-70	Wali Jones.....	84.1
1970-71	Hal Greer.....	80.5
1971-72	Kevin Loughery.....	82.7
1972-73	Don May.....	85.5
1973-74	Don May.....	87.3
1974-75	Doug Collins.....	84.4
1975-76	Doug Collins.....	83.6
1976-77	Doug Collins.....	84.0
1977-78	Julius Erving.....	84.5
1978-79	Doug Collins.....	81.4
1979-80	Doug Collins.....	91.1
1980-81	Steve Mix.....	83.3
1981-82	Caldwell Jones.....	81.7
1982-83	Bobby Jones.....	79.3
1983-84	Andrew Toney.....	83.9
1984-85	Maurice Cheeks.....	87.9
1985-86	Maurice Cheeks.....	84.2
1986-87	Julius Erving.....	81.3
1987-88	Mike Gminski.....	93.8
1988-89	Scott Brooks.....	88.4
1989-90	Hersey Hawkins.....	88.8
1990-91	Hersey Hawkins.....	87.1
1991-92	Johnny Dawkins.....	88.2
1992-93	Jeff Hornacek.....	86.5
1993-94	Jeff Hornacek.....	87.3
1994-95	Dana Barros.....	89.9
1995-96	Trevor Ruffin.....	81.3
1996-97	Rex Walters.....	79.0
1997-98	Jimmy Jackson.....	81.8
1998-99	Matt Geiger.....	79.7
1999-00	Aaron McKie.....	82.9
2000-01	Allen Iverson.....	81.4
2001-02	Speedy Claxton.....	83.8
2002-03	Eric Snow.....	85.8
2003-04	Glenn Robinson.....	83.2
2004-05	Kyle Korver.....	85.4
2005-06	Kyle Korver.....	84.9
2006-07	Kyle Korver.....	91.4
2007-08	Lou Williams.....	78.3
2008-09	Andre Miller.....	82.6
2009-10	Rodney Carney.....	82.5
2010-11	Jodie Meeks.....	89.4
2011-12	Jodie Meeks.....	90.6
2012-13	Dorell Wright.....	85.1
2013-14	Evan Turner.....	82.9
2014-15	Alexey Shved.....	84.2
2015-16	Isaiah Canaan.....	83.3
2016-17	Timothe Luwawu- Cabarrot.....	85.4
2017-18	JJ Redick.....	90.4
2018-19	JJ Redick.....	89.4

TOTAL REBOUNDS - compiled since 1950-51

1950-51	Dolph Schayes.....	1080
1951-52	Dolph Schayes.....	773
1952-53	Dolph Schayes.....	920
1953-54	Dolph Schayes.....	870



Charles Barkley played eight seasons with the 76ers (1984-92).

1954-55	Dolph Schayes.....	887
1955-56	Dolph Schayes.....	891
1956-57	Dolph Schayes.....	1008
1957-58	Dolph Schayes.....	1022
1958-59	John Kerr.....	1008
1959-60	Dolph Schayes.....	959
1960-61	Dolph Schayes.....	960
1961-62	John Kerr.....	1176
1962-63	John Kerr.....	1039
1963-64	John Kerr.....	1018
1964-65	Luke Jackson.....	980
1965-66	Wilt Chamberlain.....	1943
1966-67	Wilt Chamberlain.....	1957
1967-68	Wilt Chamberlain.....	1952
1968-69	Billy Cunningham.....	1050
1969-70	Billy Cunningham.....	1101
1970-71	Billy Cunningham.....	946
1971-72	Billy Cunningham.....	918
1972-73	LeRoy Ellis.....	744
1973-74	LeRoy Ellis.....	890
1974-75	Bill Cunningham.....	726
1975-76	George McGinnis.....	967
1976-77	George McGinnis.....	911
1977-78	George McGinnis.....	810
1978-79	Caldwell Jones.....	747
1979-80	Caldwell Jones.....	950
1980-81	Caldwell Jones.....	813
1981-82	Caldwell Jones.....	708
1982-83	Moses Malone.....	1194
1983-84	Moses Malone.....	950
1984-85	Moses Malone.....	1031
1985-86	Charles Barkley.....	1026
1986-87	Charles Barkley.....	994
1987-88	Charles Barkley.....	951
1988-89	Charles Barkley.....	986
1989-90	Charles Barkley.....	909
1990-91	Charles Barkley.....	680
1991-92	Charles Barkley.....	830
1992-93	Clarence Weatherspoon.....	589

RECORDS

YEARLY LEADERS

TOTAL REBOUNDS CONT.

1993-94	Clarence Weatherspoon.....	832
1994-95	Shawn Bradley.....	659
1995-96	Clarence Weatherspoon.....	753
1996-97	Clarence Weatherspoon.....	679
1997-98	Derrick Coleman.....	587
1998-99	Theo Ratliff.....	407
1999-00	Tyrone Hill.....	625
2000-01	Tyrone Hill.....	687
2001-02	Dikembe Mutombo.....	863
2002-03	Keith Van Horn.....	524
2003-04	Kenny Thomas.....	750
2004-05	Samuel Dalembert.....	542
2005-06	Chris Webber.....	741
2006-07	Samuel Dalembert.....	773
2007-08	Samuel Dalembert.....	849
2008-09	Samuel Dalembert.....	701
2009-10	Samuel Dalembert.....	784
2010-11	Elton Brand.....	676
2011-12	Elton Brand.....	429
2012-13	Spencer Hawes.....	590
2013-14	Thaddeus Young.....	476
2014-15	Nerlens Noel.....	611
2015-16	Nerlens Noel.....	542
2016-17	Dario Šarić.....	513
2017-18	Joel Embiid.....	690
2018-19	Joel Embiid.....	871

OFFENSIVE REBOUNDS - compiled since 1973-74

1973-74	Steve Mix.....	305
1974-75	Clyde Lee.....	264
1975-76	George McGinnis.....	260
1976-77	George McGinnis.....	324
1977-78	George McGinnis.....	282
1978-79	Bobby Jones.....	199
1979-80	Caldwell Jones.....	219
1980-81	Julius Erving.....	244
1981-82	Julius Erving.....	220
1982-83	Moses Malone.....	445
1983-84	Moses Malone.....	352
1984-85	Moses Malone.....	385
1985-86	Charles Barkley.....	354
1986-87	Charles Barkley.....	390
1987-88	Charles Barkley.....	385
1988-89	Charles Barkley.....	403
1989-90	Charles Barkley.....	361
1990-91	Charles Barkley.....	258
1991-92	Charles Barkley.....	271
1992-93	Clarence Weatherspoon.....	179
1993-94	Clarence Weatherspoon.....	254
1994-95	Shawn Bradley.....	243
1995-96	Clarence Weatherspoon.....	237
1996-97	Clarence Weatherspoon.....	219
1997-98	Theo Ratliff.....	175
1998-99	Theo Ratliff.....	139
1999-00	Tyrone Hill.....	220
2000-01	Tyrone Hill.....	239
2001-02	Dikembe Mutombo.....	254
2002-03	Keith Van Horn.....	159
2003-04	Kenny Thomas.....	261
2004-05	Samuel Dalembert.....	187
2005-06	Chris Webber.....	184
2006-07	Samuel Dalembert.....	239
2007-08	Samuel Dalembert.....	304
2008-09	Samuel Dalembert.....	214
2009-10	Samuel Dalembert.....	239
2010-11	Elton Brand.....	237
2011-12	Elton Brand.....	145
2012-13	Thaddeus Young.....	182

2013-14	Thaddeus Young.....	166
2014-15	Nerlens Noel.....	185
2015-16	Nerlens Noel.....	154
2016-17	Dario Šarić.....	112
2017-18	Dario Šarić.....	154
2018-19	Ben Simmons.....	172

DEFENSIVE REBOUNDS - compiled since 1973-74

1973-74	LeRoy Ellis.....	598
1974-75	Bill Cunningham.....	596
1975-76	George McGinnis.....	707
1976-77	George McGinnis.....	587
1977-78	George McGinnis.....	528
1978-79	Caldwell Jones.....	570
1979-80	Caldwell Jones.....	731
1980-81	Caldwell Jones.....	613
1981-82	Caldwell Jones.....	544
1982-83	Moses Malone.....	749
1983-84	Moses Malone.....	598
1984-85	Moses Malone.....	646
1985-86	Charles Barkley.....	672
1986-87	Charles Barkley.....	604
1987-88	Charles Barkley.....	566
1988-89	Charles Barkley.....	583
1989-90	Charles Barkley.....	548
1990-91	Rick Mahorn.....	470
1991-92	Charles Barkley.....	559
1992-93	Clarence Weatherspoon.....	410
1993-94	Clarence Weatherspoon.....	578
1994-95	Shawn Bradley.....	416
1995-96	Clarence Weatherspoon.....	516
1996-97	Clarence Weatherspoon.....	460
1997-98	Derrick Coleman.....	438
1998-99	Theo Ratliff.....	268
1999-00	Tyrone Hill.....	405
2000-01	Tyrone Hill.....	448
2001-02	Dikembe Mutombo.....	609
2002-03	Keith Van Horn.....	365
2003-04	Kenny Thomas.....	489
2004-05	Andre Iguodala.....	375
2005-06	Chris Webber.....	357
2006-07	Samuel Dalembert.....	494
2007-08	Samuel Dalembert.....	545
2008-09	Samuel Dalembert.....	487
2009-10	Samuel Dalembert.....	545
2010-11	Elton Brand.....	439
2011-12	Evan Turner.....	349
2012-13	Thaddeus Young.....	182
2013-14	Spencer Hawes.....	364
2014-15	Nerlens Noel.....	426
2015-16	Nerlens Noel.....	388
2016-17	Dario Šarić.....	401
2017-18	Joel Embiid.....	547
2018-19	Joel Embiid.....	711

ASSISTS

1949-50	Al Cervi.....	264
1950-51	Fred Scolari.....	255
1951-52	George King.....	244
1952-53	George King.....	364
1953-54	Paul Seymour.....	364
1954-55	Paul Seymour.....	483
1955-56	George King.....	410
1956-57	Dolph Schayes.....	229
1957-58	Larry Costello.....	317
1958-59	Larry Costello.....	379
1959-60	Larry Costello.....	449
1960-61	Larry Costello.....	413
1961-62	Larry Costello.....	359



YEARLY LEADERS

ASSISTS CONT.

1962-63	Larry Costello.....	334
1963-64	Hal Greer.....	374
1964-65	Hal Greer.....	313
1965-66	Wilt Chamberlain.....	414
1966-67	Wilt Chamberlain.....	630
1967-68	Wilt Chamberlain.....	702
1968-69	Hal Greer.....	414
1969-70	Hal Greer.....	405
1970-71	Archie Clark.....	440
1971-72	Billy Cunningham.....	443
1972-73	Fred Carter.....	349
1973-74	Fred Carter.....	443
1974-75	Billy Cunningham.....	442
1975-76	Fred Carter.....	372
1976-77	Henry Bibby.....	356
1977-78	Henry Bibby.....	464
1978-79	Maurice Cheeks.....	431
1979-80	Maurice Cheeks.....	556
1980-81	Maurice Cheeks.....	560
1981-82	Maurice Cheeks.....	667
1982-83	Maurice Cheeks.....	543
1983-84	Maurice Cheeks.....	478
1984-85	Maurice Cheeks.....	497
1985-86	Maurice Cheeks.....	753
1986-87	Maurice Cheeks.....	538
1987-88	Maurice Cheeks.....	635
1988-89	Maurice Cheeks.....	554
1989-90	Johnny Dawkins.....	601
1990-91	Rickey Green.....	413
1991-92	Johnny Dawkins.....	567
1992-93	Jeff Hornacek.....	548
1993-94	Dana Barros.....	424
1994-95	Dana Barros.....	619
1995-96	Vern Maxwell.....	330
1996-97	Allen Iverson.....	567
1997-98	Allen Iverson.....	494
1998-99	Eric Snow.....	301
1999-00	Eric Snow.....	624
2000-01	Aaron McKie.....	377
2001-02	Eric Snow.....	400
2002-03	Eric Snow.....	544
2003-04	Eric Snow.....	563
2004-05	Allen Iverson.....	596
2005-06	Allen Iverson.....	532
2006-07	Andre Iguodala.....	432
2007-08	Andre Miller.....	391
2008-09	Andre Miller.....	534
2009-10	Andre Iguodala.....	472
2010-11	Jrue Holiday.....	531
2011-12	Andre Iguodala.....	339
2012-13	Evan Turner.....	461
2013-14	Michael Carter-Williams.....	441
2014-15	Michael Carter-Williams.....	302
2015-16	T.J. McConnell.....	367
2016-17	T.J. McConnell.....	534
2017-18	Ben Simmons.....	661
2018-19	Ben Simmons.....	610

PERSONAL FOULS

1949-50	Alex Hannum.....	264
1950-51	Dolph Schayes & Alex Hannum.....	271
1951-52	Red Rocha.....	249
1952-53	Dolph Schayes.....	271
1953-54	Earl Loyd.....	303
1954-55	Earl Loyd.....	283
1955-56	Earl Loyd.....	267
1956-57	Earl Loyd.....	282
1957-58	Larry Costello.....	246


1958-59	Dolph Schayes.....	280
1959-60	Dolph Schayes.....	263
1960-61	Dolph Schayes.....	296
1961-62	Dave Gambee.....	275
1962-63	Hal Greer.....	286
1963-64	Hal Greer.....	291
1964-65	Dave Gambee.....	277
1965-66	Hal Greer.....	315
1966-67	Hal Greer.....	302
1967-68	Hal Greer.....	289
1968-69	Billy Cunningham.....	329
1969-70	Billy Cunningham.....	331
1970-71	Billy Cunningham.....	328
1971-72	Billy Cunningham.....	295
1972-73	Fred Carter.....	252
1973-74	Steve Mix.....	305
1974-75	Doug Collins.....	291
1975-76	George McGinnis.....	334
1976-77	Caldwell Jones.....	301
1977-78	George McGinnis.....	287
1978-79	Caldwell Jones.....	303
1979-80	Darryl Dawkins.....	328
1980-81	Darryl Dawkins.....	316
1981-82	Caldwell Jones.....	301
1982-83	Andrew Toney.....	255
1983-84	Andrew Toney.....	251
1984-85	Charles Barkley.....	301
1985-86	Charles Barkley.....	333
1986-87	Roy Hinson.....	281
1987-88	Charles Barkley.....	278
1988-89	Charles Barkley.....	262
1989-90	Rick Mahorn.....	251
1990-91	Rick Mahorn.....	276
1991-92	Charles Shackelford.....	205
1992-93	Andrew Lang.....	261
1993-94	Eric Leckner.....	190
1994-95	Shawn Bradley.....	338
1995-96	Clarence Weatherspoon.....	214
1996-97	Allen Iverson.....	233
1997-98	Theo Ratliff.....	209
1998-99	Theo Ratliff.....	180
1999-00	Tyrone Hill, Eric Snow.....	243
2000-01	Tyrone Hill.....	242
2001-02	Dikembe Mutombo.....	242
2002-03	Keith Van Horn.....	251
2003-04	Samuel Dalembert.....	273
2004-05	Kyle Korver.....	265
2005-06	Samuel Dalembert.....	244
2006-07	Samuel Dalembert.....	287
2007-08	Samuel Dalembert.....	269
2008-09	Samuel Dalembert.....	248
2009-10	Samuel Dalembert.....	252
2010-11	Elton Brand.....	244
2011-12	Elton Brand.....	176
2012-13	Spencer Hawes.....	233
2013-14	Carter-Williams/T. Young.....	213
2014-15	Nerlens Noel.....	208
2015-16	Robert Covington.....	232
2016-17	Robert Covington.....	203
2017-18	Robert Covington.....	238
2018-19	Joel Embiid.....	211

DISQUALIFICATIONS - compiled since 1950-51

1950-51	Alex Hannum.....	16
1951-52	George Ratkovicz, Wally Osterkorn.....	8
1952-53	Bill Gabor.....	11
1953-54	Earl Loyd.....	12
1954-55	Dolph Schayes.....	6
1955-56	Dolph Schayes.....	9

RECORDS

YEARLY LEADERS



Shawn Bradley, the second overall pick by Philadelphia in the 1993 NBA Draft, recorded a franchise-high 274 blocks during his second season in 1994-95

DISQUALIFICATIONS CONT.

1956-57	Earl Loyd	10
1957-58	Dolph Schayes	6
1958-59	Dolph Schayes	9
1959-60	Dolph Schayes	10
1960-61	Schayes, L. Costello, Swede Halbrook	9
1961-62	Dave Gambee	10
1962-63	Lee Schaffer, Paul Neumann	5
1963-64	Hal Greer, Dave Gambee, Al Bianchi	6
1964-65	Larry Costello & Al Bianchi	10
1965-66	Bill Cunningham	12
1966-67	Wali Jones, Luke Jackson	6
1967-68	Hal Greer	7
1968-69	Darrall Imhoff	12
1969-70	Bill Cunningham	15
1970-71	Dennis Awtrey	7
1971-72	Bill Cunningham	12
1972-73	Fred Carter	8
1973-74	Steve Mix	9
1974-75	Clyde Lee	9
1975-76	George McGinnis	13
1976-77	George McGinnis	4
1977-78	George McGinnis	6
1978-79	Caldwell Jones	10
1979-80	Darryl Dawkins	8
1980-81	Darryl Dawkins	9
1981-82	Darryl Dawkins, Andrew Toney	5
1982-83	Bobby Jones	4
1983-84	Julius Erving, Sam Williams	3
1984-85	Charles Barkley	5
1985-86	Charles Barkley	8
1986-87	Charles Barkley	5
1987-88	Charles Barkley	6
1988-89	Charles Barkley, Derek Smith	3
1989-90	Barkley, Mahorn, Smith, Hawkins	2
1990-91	Rick Mahorn	6
1991-92	Charles Shackelford	3
1992-93	Andrew Lang	4
1993-94	Shawn Bradley	3
1994-95	Shawn Bradley	18

1995-96	LaSalle Thompson	5
1996-97	Mark Davis	7
1997-98	Theo Ratliff	6
1998-99	Theo Ratliff	8
1999-00	Theo Ratliff	4
2000-01	Aaron McKie, Theo Ratliff	3
2001-02	Dikembe Mutombo	2
2002-03	Keith Van Horn	7
2003-04	Samuel Dalembert	4
2004-05	Samuel Dalembert	4
2005-06	Samuel Dalembert	9
2006-07	Samuel Dalembert	9
2007-08	Samuel Dalembert	3
2008-09	Samuel Dalembert	2
2009-10	Samuel Dalembert	5
2010-11	Elton Brand, Jrue Holiday	3
2011-12	Thaddeus Young	3
2012-13	Jrue Holiday	2
2013-14	Evan Turner	3
2014-15	Jerami Grant, Nerlens Noel	2
2015-16	Robert Covington	4
2016-17	Gerald Henderson	1
2017-18	Richaun Holmes	3
2018-19	Simmons, Scott, Redick Johnson, Embiid, Bolden	1

STEALS - compiled since 1973-74

1973-74	Steve Mix	212
1974-75	Doug Collins	108
1975-76	George McGinnis	198
1976-77	George McGinnis	163
1977-78	George McGinnis	137
1978-79	Maurice Cheeks	174
1979-80	Maurice Cheeks	183
1980-81	Maurice Cheeks	193
1981-82	Maurice Cheeks	209
1982-83	Maurice Cheeks	184
1983-84	Maurice Cheeks	171
1984-85	Maurice Cheeks	169
1985-86	Maurice Cheeks	207
1986-87	Maurice Cheeks	180
1987-88	Maurice Cheeks	167
1988-89	Charles Barkley	126
1989-90	Charles Barkley	148
1990-91	Hersey Hawkins	178
1991-92	Hersey Hawkins	157
1992-93	Hersey Hawkins	137
1993-94	Dana Barros	107
1994-95	Dana Barros	149
1995-96	Clarence Weatherspoon	112
1996-97	Allen Iverson	157
1997-98	Allen Iverson	176
1998-99	Allen Iverson	110
1999-00	Allen Iverson	144
2000-01	Allen Iverson	178
2001-02	Allen Iverson	168
2002-03	Allen Iverson	225
2003-04	Allen Iverson	115
2004-05	Allen Iverson	180
2005-06	Allen Iverson	140
2006-07	Andre Iguodala	152
2007-08	Andre Iguodala	171
2008-09	Andre Iguodala	131
2009-10	Andre Iguodala	141
2010-11	Jrue Holiday	120
2011-12	Andre Iguodala	107
2012-13	Thaddeus Young	133
2013-14	Thaddeus Young	167
2014-15	Nerlens Noel	133
2015-16	Nerlens Noel	118



YEARLY LEADERS

STEALS CONT.

2016-17	T.J. McConnell	134
2017-18	Ben Simmons	140
2018-19	Ben Simmons	112

BLOCKED SHOTS - compiled since 1973-74

1973-74	LeRoy Ellis	87
1974-75	Harvey Catchings	60
1975-76	Harvey Catchings	164
1976-77	Caldwell Jones	200
1977-78	Caldwell Jones	127
1978-79	Caldwell Jones	157
1979-80	Caldwell Jones	162
1980-81	Julius Erving	147
1981-82	Caldwell Jones	146
1982-83	Moses Malone	157
1983-84	Julius Erving	139
1984-85	Moses Malone	123
1985-86	Charles Barkley	125
1986-87	Roy Hinson	161
1987-88	Charles Barkley	103
1988-89	Mike Gminski	106
1989-90	Rick Mahorn	103
1990-91	Manute Bol	247
1991-92	Manute Bol	205
1992-93	Andrew Lang	141
1993-94	Shawn Bradley	147
1994-95	Shawn Bradley	274
1995-96	Clarence Weatherspoon	108
1996-97	Clarence Weatherspoon	86
1997-98	Theo Ratliff	203
1998-99	Theo Ratliff	149
1999-00	Theo Ratliff	171
2000-01	Theo Ratliff	187
2001-02	Dikembe Mutombo	190
2002-03	Derrick Coleman	69
2003-04	Samuel Dalembert	189
2004-05	Samuel Dalembert	121
2005-06	Samuel Dalembert	160
2006-07	Samuel Dalembert	159
2007-08	Samuel Dalembert	192
2008-09	Samuel Dalembert	146
2009-10	Samuel Dalembert	151
2010-11	Elton Brand	106
2011-12	Elton Brand	97
2012-13	Spencer Hawes	113
2013-14	Spencer Hawes	67
2014-15	Nerlens Noel	142
2015-16	Jerami Grant	127
2016-17	Joel Embiid	76
2017-18	Joel Embiid	111
2018-19	Joel Embiid	122

TURNOVERS - compiled since 1977-78

1977-78	George McGinnis	312
1978-79	Julius Erving	315
1979-80	Julius Erving	284
1980-81	Julius Erving	266
1981-82	Erving, Toney	214
1982-83	Andrew Toney	271
1983-84	Andrew Toney	297
1984-85	Moses Malone	286
1985-86	Charles Barkley	350
1986-87	Charles Barkley	322
1987-88	Charles Barkley	304
1988-89	Charles Barkley	254
1989-90	Charles Barkley	243
1990-91	Hersey Hawkins	213
1991-92	Charles Barkley	235

1992-93	Jeff Hornacek	222
1993-94	Clarence Weatherspoon	195
1994-95	Dana Barros	242
1995-96	Jerry Stackhouse	252
1996-97	Allen Iverson	337
1997-98	Allen Iverson	244
1998-99	Allen Iverson	167
1999-00	Allen Iverson	230
2000-01	Allen Iverson	237
2001-02	Allen Iverson	237
2002-03	Allen Iverson	286
2003-04	Allen Iverson	209
2004-05	Allen Iverson	344
2005-06	Allen Iverson	248
2006-07	Andre Iguodala	261
2007-08	Andre Iguodala	214
2008-09	Andre Iguodala	222
2009-10	Andre Iguodala	218
2010-11	Jrue Holiday	218
2011-12	Jrue Holiday	135
2012-13	Jrue Holiday	292
2013-14	Michael Carter-Williams	247
2014-15	Nerlens Noel	208
2015-16	Nerlens Noel	158
2017-18	Ben Simmons	278
2018-19	Ben Simmons	274

RECORDS

THE CENTER RECORDS (INDIVIDUAL)

	76ers		OPPONENTS	
Most Points	60	Allen Iverson vs. ORL 2/12/05	53	Jimmy Butler, CHI (OT) 1/14/16
Most Points, half	32	Allen Iverson vs. ATL (2nd) 11/29/03	36	James Harden, HOU (2nd) 1/27/17
	32	Allen Iverson vs. UTA (2nd) 12/20/04		
	32	Allen Iverson vs. CHI (2nd) 11/24/06		
	32	Joel Embiid vs. DET (1st) 11/03/18		
Most Points, quarter	22	Allen Iverson vs. IND (3rd) 1/6/03	23	Kyle Kuzma, LAL (1st) 02/10/19
Most FG made	21	Allen Iverson vs. HOU (OT) 1/15/02	18	Tracy McGrady, ORL 3/28/01
			18	Dwyane Wade, MIA (OT) 4/14/05
Most FG attempted	42	Allen Iverson vs. HOU (OT) 1/15/02	36	Vince Carter, TOR (OT) 1/21/01
Most 3PT FG made	8	JJ Redick vs. IND 11/03/17	10	Stephen Curry, GS 01/31/19
	8	JJ Redick vs. ORL 11/25/17		
	8	JJ Redick vs. ORL 10/20/18		
	8	Landry Shamet vs. WAS 01/08/19		
Most 3 PT FG attempted	17	Robert Covington vs. MIL 4/10/16	18	Stephen Curry, GS 01/31/19
Most 3PT FG missed	12	Robert Covington vs. MIL 4/10/16	13	Kobe Bryant, LAL 12/1/15
Most FT made	24	Allen Iverson vs ORL (24-27) 2/12/05	21	Jimmy Butler, CHI (OT) 1/14/16
Most FT attempted	27	Allen Iverson vs ORL (24-27) 2/12/05	25	Jimmy Butler, CHI (OT) (21-25)1/14/16
	24	Ben Simmons vs. WAS 11/29/17		
Best FG % (Min. 5 FGM)	1.000	DONE MULTIPLE TIMES	1.000	DONE MULTIPLE TIMES
		Most without a miss: D. Mutombo vs. DEN (9-9) 2/18/02		Most without a miss: A. Varejao, CLE (10-10) 11/5/10
Best 3PT FG% (Min. 4 3FGM)	1.000	DONE MULTIPLE TIMES	1.000	Allan Houston, NY (5-5) 2/19/99
		Most without a miss: Hollis Thompson vs. MEM (5-5)12/13/14		Allan Houston, NY (5-5) 12/22/00
		DONE MULTIPLE TIMES		Dorell Wright, POR (5-5) 12/14/13
Best FT% (Min. 10 Att.)	1.000	DONE MULTIPLE TIMES	1.000	DONE MULTIPLE TIMES
Most rebounds	22	Lavoy Allen vs. CHA 2/9/13	25	Charles Barkley, HOU 1/10/97
	22	Joel Embiid vs. BOS 03/20/19		
Most OR	11	Dikembe Mutombo vs. MIL 3/26/01	12	Elton Brand, CHI 1/17/01
		Lavoy Allen vs. CHA 2/9/13		
Most DR	18	Chris Webber vs. MIN (OT) 12/12/05	21	Charles Barkley, HOU 1/10/97
Most assists	18	Andre Miller vs. CHI 3/26/08	20	Steve Nash, PHO 11/9/09
Most steals	9	Allen Iverson vs. ORL 3/19/00	8	DONE MULTIPLE TIMES
	9	Allen Iverson vs. LAL 12/20/02		
	9	Michael Carter-Williams vs. MIA10/30/13		
Most turnovers	12	Allen Iverson vs GSW 3/8/05	9	DONE MULTIPLE TIMES
Most blocked shots	9	Theo Ratliff vs. MIL 2/16/99	8	Dikembe Mutombo, ATL 11/5/97
	9	Dikembe Mutombo vs. ATL 3/9/01		
	9	Dikembe Mutombo vs. MEM 12/2/01		
	9	Samuel Dalembert vs. NYK 4/3/04		
	9	Samuel Dalembert vs. MIN 12/12/07		
	9	Nerlens Noel vs. IND 2/20/15		
Most minutes played	54:05	Allen Iverson vs. BOS (30T) 1/13/06	57:15	Ricky Davis, BOS (30T) 1/13/06
Fastest disqualification (minutes)	11	Kyle Korver vs. SAS 11/14/04	13	Danny Fortson, SEA 11/16/04



THE CENTER RECORDS (TEAM)

	76ers		OPPONENT			
Most Points	149	vs. MIN	01/15/19	141	vs. BRK	4/4/17
Least Points	66	vs. HOU	11/17/03	61	vs. ORL	2/4/13
	66	vs. DET	2/23/04			
Most Points, quarter	43	vs. MIN (2nd)	2/9/10	46	vs. MIL (4th)	04/04/19
Least Points, quarter	43	vs. MIN (2nd)	01/15/19	6	vs. GSW (3rd)	3/30/04
	6	vs. SA (1st)	11/18/04			
Most Points, half	83	vs. MIN (1st)	01/15/19	74	vs. WAS (1st)	3/1/14
Least Points, half	22	vs. TOR (2nd)	4/4/12	22	vs. DEN (1st)	12/16/02
Widest margin of victory	43	vs. MIL	1/30/08	51	vs. SA	12/7/15
Most points, overtime	22	vs. MIA	4/14/05	18	vs. OKC	11/24/12
Least points, overtime	3	vs. CHI	3/11/15	2	vs. CHI	2/12/03
Most FG made	56	vs. LAL	02/10/19	54	vs. WAS	4/14/97
Least FG made	19	vs. UTA	10/30/15	54	vs. DET	3/4/17
				21	vs. NY	11/30/99
Most FG attempted	105	vs. MIL	4/11/18	110	vs. CHA	11/9/18
Least FG attempted	57	vs. NY	12/22/00	58	vs. NY	2/19/99
Best FG%	.630	vs. DAL (46-73)	2/29/00	.661	vs. SEA (41-62)	1/21/02
Worst FG%	.298	vs. DET (25-84)	11/14/12	.300	vs. NY (21-70)	11/30/99
Most 3PT FG made	21	vs. MIN	1/15/19	21	vs. POR	12/14/13
Least 3PT FG made	0	DONE MULTIPLE TIMES		0	DONE MULTIPLE TIMES	
Most 3PT FG attempted	47	vs. ATL	10/29/18	42	vs. HOU	1/21/19
Least 3PT FG attempted	0	vs. MIL	3/4/98	3	vs. CLE	11/8/02
Best 3PT FG% (Min. 5)	.875	vs. NY (7-8)	2/21/07	.857	vs. UTA (6-7)	12/14/03
Worst 3PT FG%	.000	DONE MULTIPLE TIMES		.000	DONE MULTIPLE TIMES	
Most FT made	44	vs. DET	11/3/18	40	vs. BOS	4/12/05
Least FT made	3	vs. CLE	3/27/12	40	vs. SAC	3/12/14
	3	vs. ATL	12/21/12	1	vs. GS	1/30/16
	3	vs. ORL	2/4/13			
Most FT attempted	64	vs. WAS	11/29/17	51	vs. SA	2/12/99
Least FT attempted	5	vs. CLE	3/27/12	2	vs. GS	1/30/16
	5	vs. ORL	2/4/13			
Best FT% (Min. 15 Att.)	1.000	vs. PHO (18-18)	2/28/07	1.000	vs. IND (OT) (23-23)	11/12/04
Worst FT% (Min. 15 Att.)	.429	DONE MULTIPLE TIMES		.400	vs. CHI (6-15)	3/14/07
Most rebounds	64	vs. WAS	11/29/17	65	vs. BOS (20T)	3/24/00
Least rebounds	64	vs. ATL	10/29/18	26	vs. ORL	1/12/03
	23	vs. CHA	3/27/09	26	vs. GS	12/14/09
Most OR	25	vs. GS	12/14/09	25	vs. NJ	1/15/03
Least OR	2	vs. CHA	12/19/14	25	vs. DET	1/10/14
				3	DONE MULTIPLE TIMES	
Most DR	50	vs. NO	2/09/18	55	vs. CHA	3/29/16
Least DR	16	vs. CHA	3/27/09	16	vs. DAL	3/22/04
Biggest rebound adv.	33	vs. GS (59-26)	12/14/09	27	vs. OKC (63-36)	3/18/16
Most assists	40	vs. MIN	1/15/19	41	vs. POR	12/14/13
Least assists	9	vs. MIA	2/27/02	4	vs. NO	12/12/10
Most personal fouls	36	vs. SA	2/12/99	41	vs. NJ	11/10/04
Least personal fouls	8	vs. ATL	1/20/12	5	vs. ORL	2/4/13
	8	vs. GS	1/30/16			
Most steals	19	vs. WAS	4/12/00	23	vs. ATL	4/9/97
Least steals	1	vs. MIA	2/23/13	1	vs. CHA	4/2/14
Most turnovers	31	vs. IND	11/18/15	29	vs. CHA	11/7/07
Least turnovers	4	vs. LAL	2/6/12	5	vs. MIA	11/05/06
	4	vs. DET	11/14/12			
Most blocked shots	15	vs. CHA	11/09/18	15	vs. SA	11/22/99
				15	vs. HOU	11/13/13



PLAYOFFS



FRANCHISE ALL-TIME SINGLE-GAME TEAM RECORDS

CATEGORY	OPPONENT	DATE	ROUND
Most Points.....	vs. BRK	4/15/19	First Round
Most FGM.....	vs. San Francisco	4/14/67 (OT)	NBA Finals
Most FGA.....	at Boston	03/26/61	E.D. Finals
Highest FG Pct.....	vs. Toronto	5/16/01	E.C. Semifinals
Most 3-PT FGM.....	vs. Miami	4/14/18	E.C. First Round
.....	at Miami	4/19/18	E.C. First Round
Most 3-PT FGA.....	vs. Toronto	5/5/19	E.C. Semifinals
Highest 3-PT FG Pct.....	vs. Miami	4/14/18	E.C. First Round
Most FTM.....	at Boston	3/21/53 (4OT)	E.D. Semifinals
Most FTA.....	at New York	3/30/68	E.D. Semifinals
Highest FT Pct.....	vs. Toronto	5/16/01	E.C. Semifinals
Most Total Rebounds.....	vs. San Francisco	4/16/67	NBA Finals
Most Offensive Rebounds.....	at Washington	4/24/85	First Round
.....	vs. New York	4/16/78	E.C. Semifinals
Most Defensive Rebounds.....	vs. New York	4/16/78	E.C. Semifinals
Most Assists.....	vs. Washington	4/27/86	First Round
Most Blocked Shots.....	vs. Milwaukee	4/05/81	E.C. Semifinals
Most Steals.....	vs. Orlando	5/13/99	First Round
Most Turnovers.....	at Portland	5/31/77	NBA Finals
Most Personal Fouls.....	at Boston	3/21/53	E.D. Semifinals

OPPONENT ALL-TIME SINGLE-GAME TEAM RECORDS

CATEGORY	OPPONENT	DATE	ROUND
Most Points.....	vs. Milwaukee	3/30/70	E.D. Semifinals
Most FGM.....	vs. Milwaukee	3/30/70	E.D. Semifinals
Most FGA.....	vs. San Francisco	4/14/67 (OT)	NBA Finals
.....	at Boston	3/18/54	E.D. Finals
Highest FG Pct.....	at Milwaukee	4/29/86	E.C. Semifinals
Most 3-PT FGM.....	at Boston	5/03/02	First Round
Most 3-PT FGA.....	vs. Toronto	5/07/19	E.C. Semifinals
Highest 3-PT FG Pct.....	vs. LA Lakers	6/15/01	NBA Finals
Most FTM.....	at Boston	3/21/53 (4OT)	E.D. Semifinals
Most FTA.....	at Boston	3/21/53 (4OT)	E.D. Semifinals
Highest FT Pct.....	vs. Boston	4/17/77	E.C. Semifinals
Most Total Rebounds.....	at Boston	3/18/59	E.D. Finals
Most Offensive Rebounds.....	at Houston	5/11/77	NBA Finals
Most Defensive Rebounds.....	vs. Portland	6/03/77	NBA Finals
Most Assists.....	vs. Milwaukee	3/30/70	E.D. Semifinals
Most Blocked Shots.....	at LA Lakers	6/08/01	NBA Finals
.....	at Washington	4/22/86	First Round
Most Steals.....	vs. Milwaukee	5/09/86	E.C. Semifinals
Most Turnovers.....	vs. Portland	5/22/77	NBA Finals
Most Personal Fouls.....	at Boston	3/21/53 (4OT)	E.D. Semifinals

Bold indicates NBA single-game playoff record

PLAYOFFS

FRANCHISE ALL-TIME SINGLE-GAME INDIVIDUAL RECORDS

CATEGORY	PLAYER	OPPONENT	DATE	ROUND
Most Points	Allen Iverson	vs. New Orleans	4/20/03	E.C. Quarterfinals
Most FGM	Billy Cunningham	vs. Milwaukee	4/01/70	E.D. Semifinals
Most FGA	Allen Iverson	at LA Lakers	6/06/01	NBA Finals
Most FGM without a miss	Kenny Thomas	at New Jersey	4/26/03	First Round
	Lavoy Allen	at Boston	5/21/12	E.C. Semifinals
Most 3-PT FGM	Allen Iverson	vs. Toronto	5/16/01	E.C. Semifinals
Most 3-PT FGA	Allen Iverson	vs. Toronto	5/16/01	E.C. Semifinals
Most 3-PT FGM without a miss	Tobias Harris	at Brooklyn	04/08/19	First Round
Most FTM	Allen Iverson	vs. Boston	4/28/02	First Round
Most FTA	Wilt Chamberlain	vs. Boston	4/12/66	E.D. Finals
Most FTM without a miss	Dolph Schayes	vs. Boston	3/25/59	E.D. Finals
Most Total Rebounds	Wilt Chamberlain	vs. Boston	4/05/67	E.D. Finals
Most Offensive Rebounds	Charles Barkley	vs. Cleveland	4/26/90	First Round
	Charles Barkley	vs. Washington	4/18/86	First Round
Most Defensive Rebounds	Dikembe Mutombo	vs. Indiana	4/21/01	First Round
Most Assists	Wilt Chamberlain	vs. Cincinnati	3/24/67	E.D. Semifinals
Most Blocked Shots	Caldwell Jones	vs. Washington	5/03/78	E.C. Finals
	Darryl Dawkins	vs. Atlanta	4/21/82	First Round
Most Steals	Allen Iverson	vs. Orlando	5/13/99	First Round
Most Turnovers	Moses Malone	at New Jersey	4/24/84	First Round
Minutes Played	Paul Seymour	at Boston	3/21/53 (4OT)	E.D. Semifinals
	Red Rocha	at Boston	3/21/53 (4OT)	E.D. Semifinals

OPPONENT ALL-TIME SINGLE-GAME INDIVIDUAL RECORDS

CATEGORY	PLAYER	OPPONENT	DATE	ROUND
Most Points	Wilt Chamberlain	at Philadelphia	3/22/62	E.D. Semifinals
Most FGM	Wilt Chamberlain	at Philadelphia	3/14/60	E.D. Semifinals
Most FGA	Rick Barry	at San Francisco	4/18/67	NBA Finals
Most FGM without a miss	Wilt Chamberlain	at Philadelphia	3/22/62	E.D. Semifinals
	Mehmet Okur	at Detroit	5/02/03	E.C. Semifinals
	James Johnson	vs. Miami	4/16/18	First Round
Most 3-PT FGM	Vince Carter	at Toronto	5/11/01	E.C. Semifinals
	Ray Allen	at Milwaukee	6/01/01	E.C. Finals
Most 3-PT FGA	Reggie Miller	at Indiana	4/28/01	First Round
Most 3-PT FGM without a miss	Austin Croshere	at Indiana	5/08/00	E.C. Semifinals
Most FTM	Bob Cousy	at Boston	3/21/53 (4OT)	E.D. Semifinals
Most FTA	Bob Cousy	at Boston	3/21/53 (4OT)	E.D. Semifinals
Most FTM without a miss	Neil Johnston	vs. Philadelphia	3/25/52	E.D. Finals
Most Total Rebounds	Bill Russell	at Boston	3/23/61	E.D. Finals
Most Offensive Rebounds	Moses Malone	at Houston	5/11/77	E.C. Finals
Most Defensive Rebounds	Bill Walton	at Portland	6/05/77	NBA Finals
	Bill Walton	vs. Portland	6/03/77	NBA Finals
	Dave Cowens	vs. Boston	5/01/77	E.C. Semifinals
Most Assists	Mark Price	at Cleveland	5/03/90	First Round
	Oscar Robertson	at Cincinnati	3/29/62	E.D. Semifinals
Most Blocked Shots	Manute Bol	vs. Washington	4/18/86	First Round
Most Steals	Craig Hodges	vs. Milwaukee	5/09/86	E.C. Semifinals
Most Turnovers	John Williamson	vs. New Jersey	4/11/79	First Round
Minutes Played	Bob Cousy	at Boston	3/21/53 (4OT)	E.D. Semifinals

Bold indicates NBA single-game playoff record

TOP 10 PLAYOFF CAREER LEADERS

GAMES PLAYED

1.	Julius Erving.....	141
2.	Maurice Cheeks.....	115
3.	Bobby Jones.....	106
4.	Dolph Schayes.....	103
5.	Caldwell Jones.....	93
6t.	Hal Greer.....	92
6t.	Darryl Dawkins.....	92
8.	Steve Mix.....	81
9.	Paul Seymour.....	75
10.	John (Red) Kerr.....	74

MINUTES PLAYED

1.	Julius Erving.....	5288
2.	Maurice Cheeks.....	4277
3.	Hal Greer.....	3642
4.	Caldwell Jones.....	3032
5.	Bobby Jones.....	2854
6.	Allen Iverson.....	2822
7.	Dolph Schayes.....	2687
8.	Darryl Dawkins.....	2254
9.	John (Red) Kerr.....	2226
10.	Andrew Toney.....	2154

POINTS

1.	Julius Erving.....	3088
2.	Dolph Schayes.....	1973
3.	Allen Iverson.....	1899
4.	Hal Greer.....	1876
5.	Maurice Cheeks.....	1730
6.	Andrew Toney.....	1254
7.	Bobby Jones.....	1215
8.	Charles Barkley.....	1144
9.	Darryl Dawkins.....	1102
10.	Wilt Chamberlain.....	1096

SCORING AVERAGE

Min. of five games played

1.	Allen Iverson.....	30.6
2.	Wilt Chamberlain.....	24.9
3.	Moses Malone.....	22.8
4.	Charles Barkley.....	22.4
5.	George Yardley.....	22.2
6.	Julius Erving.....	21.9
7.	Doug Collins.....	21.5
8.	Joel Embiid.....	20.7
9.	Hal Greer.....	20.4
10.	Hersey Hawkins.....	19.5

FIELD GOALS MADE

1.	Julius Erving.....	1187
2.	Hal Greer.....	705
3.	Maurice Cheeks.....	697
4.	Allen Iverson.....	677
5.	Dolph Schayes.....	609
6.	Andrew Toney.....	485
7.	Bobby Jones.....	456
8.	Darryl Dawkins.....	444
9.	Wilt Chamberlain.....	435
10.	Charles Barkley.....	413

FIELD GOALS ATTEMPTED

1.	Julius Erving.....	2441
2.	Allen Iverson.....	1685
3.	Hal Greer.....	1657
4.	Dolph Schayes.....	1491
5.	Maurice Cheeks.....	1359
6.	Andrew Toney.....	1015
7.	John (Red) Kerr.....	948
8.	Chet Walker.....	866
9.	Bobby Jones.....	854
10.	Darryl Dawkins.....	823

THREE-POINT FIELD GOALS MADE

1.	Allen Iverson.....	115
2.	JJ Redick.....	62
3.	Aaron McKie.....	51
4.	Andre Iguodala.....	38
5.	Jrue Holiday.....	31
6.	Hersey Hawkins.....	28
7t.	Lou Williams.....	22
7t.	Tobias Harris.....	22
8.	JJ Redick.....	26
9.	Lou Williams.....	22
10.	Dario Šarić.....	20
10t.	Joel Embiid.....	20

THREE-POINT FIELD GOALS ATTEMPTED

1.	Allen Iverson.....	345
2.	JJ Redick.....	162
3.	Aaron McKie.....	128
4.	Andre Iguodala.....	114
5.	Lou Williams.....	93
6.	Charles Barkley.....	72
7.	Jrue Holiday.....	70
8.	Joel Embiid.....	68
9.	Hersey Hawkins.....	67
10.	Tobias Harris.....	63



Andrew Toney, known as the "Boston Strangler," played in 72 career playoff games with the 76ers and was a member of the 1982-83 NBA Championship team.

PLAYOFFS

TOP 10 PLAYOFF CAREER LEADERS

FREE THROWS MADE

1.	Dolph Schayes	755
2.	Julius Erving	707
3.	Hal Greer	466
4.	Allen Iverson	430
5.	Maurice Cheeks	333
6.	Chet Walker	318
7t.	Bobby Jones	303
7t.	Charles Barkley	303
9.	Andrew Toney	272
10.	Paul Seymour	248

FREE THROWS ATTEMPTED

1.	Dolph Schayes	918
2.	Julius Erving	908
3.	Hal Greer	574
4.	Allen Iverson	562
5.	Wilt Chamberlain	522
6.	Charles Barkley	453
7.	Maurice Cheeks	432
8.	Chet Walker	425
9.	Bobby Jones	366
10.	Andrew Toney	346

OFFENSIVE REBOUNDS

1.	Julius Erving	360
2.	Charles Barkley	244
3.	Caldwell Jones	236
4.	Bobby Jones	172
5.	Darryl Dawkins	131
6.	Dikembe Mutombo	127
7.	Moses Malone	126
8.	Tyrone Hill	121
9.	Maurice Cheeks	96
10.	George McGinnis	95

DEFENSIVE REBOUNDS

1.	Caldwell Jones	670
2.	Julius Erving	634
3.	Darryl Dawkins	439
4.	Charles Barkley	426
5.	Bobby Jones	305
6.	Maurice Cheeks	303
7.	Moses Malone	287
8.	Dikembe Mutombo	242
9.	Tyrone Hill	231
10.	George McGinnis	222

MOST REBOUNDS

1.	Wilt Chamberlain	1208
2.	Dolph Schayes	1051*
3.	Julius Erving	994
4.	Caldwell Jones	906
5.	John (Red) Kerr	810
6.	Charles Barkley	670
7.	Darryl Dawkins	570
8.	Luke Jackson	508
9.	Hal Greer	505
10.	Bobby Jones	477

ASSISTS

1.	Maurice Cheeks	807
2.	Julius Erving	594
3.	Hal Greer	393
4.	Allen Iverson	378
5.	Andrew Toney	323
6.	Eric Snow	290
7.	Wilt Chamberlain	283
8.	Dolph Schayes	257
9.	Paul Seymour	257
10.	Bobby Jones	228

PERSONAL FOULS

1.	Julius Erving	403
2.	Dolph Schayes	397
3.	Darryl Dawkins	362
4.	Caldwell Jones	358
5.	Hal Greer	357
6.	Bobby Jones	333
7.	Maurice Cheeks	291
8.	Andrew Toney	265
9.	Paul Seymour	214
10.	Larry Costello	207

STEALS

1.	Maurice Cheeks	269
2.	Julius Erving	235
3.	Allen Iverson	136
4.	Bobby Jones	99
5.	Charles Barkley	82
6.	Aaron McKie	66
7.	Steve Mix	65
8.	Eric Snow	63
9.	Andre Iguodala	62
10.	Andrew Toney	58

TURNOVERS

1.	Julius Erving	396
2.	Maurice Cheeks	284
3.	Andrew Toney	257
4.	Allen Iverson	199
5.	Charles Barkley	188
6.	Bobby Jones	163
7.	Darryl Dawkins	151
8.	Caldwell Jones	139
9.	Eric Snow	122
10.	Aaron McKie	89

BLOCKED SHOTS

1.	Julius Erving	239
2.	Caldwell Jones	200
3.	Darryl Dawkins	142
4.	Bobby Jones	133
5.	Dikembe Mutombo	81
6.	Moses Malone	58
7.	Theo Ratliff	52
8.	Charles Barkley	50
9.	Maurice Cheeks	41
10.	Joel Embiid	39

* Schayes also appeared in the 1949-50 playoffs, but rebounds were not recorded



PLAYOFF YEAR-BY-YEAR BREAKDOWN

ALL-TIME PLAYOFF RESULTS

YEAR	RESULT
1949-50	Reached championship finals
1950-51	Reached Eastern finals
1951-52	Reached Eastern finals
1952-53	Reached Eastern semifinals
1953-54	Reached championship finals
1954-55	Won title
1955-56	Reached Eastern finals
1956-57	Reached Eastern finals
1957-58	Reached Eastern semifinals
1958-59	Reached Eastern finals
1959-60	Reached Eastern semifinals
1960-61	Reached Eastern finals
1961-62	Reached Eastern semifinals
1962-63	Reached Eastern semifinals
1963-64	Reached Eastern semifinals
1964-65	Reached Eastern finals
1965-66	Reached Eastern finals
1966-67	Won title
1967-68	Reached Eastern finals
1968-69	Reached Eastern semifinals
1969-70	Reached Eastern semifinals
1970-71	Reached Eastern semifinals
1975-76	Reached Eastern first round
1976-77	Reached championship finals
1977-78	Reached Eastern finals
1978-79	Reached Eastern semifinals
1979-80	Reached championship finals
1980-81	Reached Eastern finals
1981-82	Reached championship finals
1982-83	Won title
1983-84	Reached Eastern first round
1984-85	Reached Eastern finals
1985-86	Reached Eastern semifinals
1986-87	Reached Eastern first round
1988-89	Reached Eastern first round
1989-90	Reached Eastern semifinals
1990-91	Reached Eastern semifinals
1998-99	Reached Eastern semifinals
1999-00	Reached Eastern semifinals
2000-01	Reached championship finals
2001-02	Reached Eastern first round
2002-03	Reached Eastern semifinals
2004-05	Reached Eastern first round
2007-08	Reached Eastern first round
2008-09	Reached Eastern first round
2010-11	Reached Eastern first round
2011-12	Reached Eastern semifinals
2017-18	Reached Eastern semifinals
2018-19	Reached Eastern semifinals

ALL-TIME PLAYOFF RECORD

YEAR	RESULT
1949-50	6-5
1950-51	4-3
1951-52	3-4
1952-53	0-2
1953-54	9-4
1954-55	7-4
1955-56	4-4
1956-57	2-3
1957-58	1-2
1958-59	5-4
1959-60	1-2
1960-61	4-4
1961-62	2-3
1962-63	2-3
1963-64	2-3
1964-65	6-5
1965-66	1-4
1966-67	11-4
1967-68	7-6
1968-69	1-4
1969-70	1-4
1970-71	3-4
1975-76	1-2
1976-77	10-9
1977-78	6-4
1978-79	5-4
1979-80	12-6
1980-81	9-7
1981-82	12-9
1982-83	12-1
1983-84	2-3
1984-85	8-5
1985-86	6-6
1986-87	2-3
1988-89	0-3
1989-90	4-6
1990-91	4-4
1998-99	3-5
1999-00	5-5
2000-01	12-11
2001-02	2-3
2002-03	6-6
2004-05	1-4
2007-08	2-4
2008-09	2-4
2010-11	1-4
2011-12	7-6
2017-18	5-5
2018-19	7-5
Totals	228-215
WINNING PCT.	.515

PLAYOFFS

ALL-TIME PLAYOFF RESULTS

1949-50

EASTERN DIVISION SEMIFINALS (Syracuse 2, Philadelphia 0)

3/22/50	@ Syracuse	W	93-76
3/23/50	@ Philadelphia	W	59-53

EASTERN DIVISION FINALS (Syracuse 2, New York 1)

3/26/50	@ Syracuse	W	91-83 (OT)
3/30/50	@ New York	L	76-80
4/2/50	@ Syracuse	W	91-80

NBA FINALS

(Minneapolis 4, Syracuse 2)

4/8/50	@ Syracuse	L	66-68
4/9/50	@ Syracuse	W	91-85
4/14/50	@ Minneapolis	L	76-91
4/16/50	@ Minneapolis	L	69-77
4/20/50	@ Syracuse	W	83-77
4/23/50	@ Minneapolis	L	95-110

1950-51

EASTERN DIVISION SEMIFINALS (Syracuse 2, Philadelphia 0)

3/20/51	@ Philadelphia	W	91-81 (OT)
3/22/51	@ Syracuse	W	90-78

EASTERN DIVISION FINALS (New York 3, Syracuse 2)

3/28/51	@ New York	L	92-103
3/29/51	@ Syracuse	W	102-80
3/31/51	@ New York	L	75-97
4/1/51	@ Syracuse	W	90-83
4/4/51	@ New York	L	81-83

1951-52

EASTERN DIVISION SEMIFINALS (Syracuse 2, Philadelphia 1)

3/20/52	@ Syracuse	W	102-83
3/22/52	@ Philadelphia	L	95-100
3/23/52	@ Syracuse	W	84-73

EASTERN DIVISION FINALS (New York 3, Syracuse 1)

4/2/52	@ Syracuse	L	85-87
4/3/52	@ Syracuse	W	102-92
4/4/52	@ New York	L	92-99
4/8/52	@ New York	L	93-100

1952-53

EASTERN DIVISION SEMIFINALS (Boston 2, Syracuse 0)

3/19/53	@ Syracuse	L	81-87
3/21/53	@ Boston	L	105-111 (4 OT)

1953-54

EASTERN DIVISION ROUND ROBIN

3/17/54	Syracuse @ Boston	W	96-95 (OT)
3/18/54	New York @ Syracuse	W	75-68
3/21/54	Syracuse @ New York	W	103-99
3/22/54	Boston @ Syracuse	W	98-85

EASTERN DIVISION FINALS (Syracuse 2, Boston 0)

3/25/54	@ Syracuse	W	109-94
3/27/54	@ Boston	W	83-76

NBA FINALS

(Minneapolis 4, Syracuse 3)

3/31/54	@ Minneapolis	L	68-79
4/3/54	@ Minneapolis	W	62-60
4/4/54	@ Syracuse	L	67-81
4/8/54	@ Syracuse	W	80-69
4/10/54	@ Syracuse	L	73-84
4/11/54	@ Minneapolis	W	65-63
4/12/54	@ Minneapolis	L	80-87

1954-55

EASTERN DIVISION SEMIFINALS (received bye in semifinals)

EASTERN DIVISION FINALS (Syracuse 3, Boston 1)

3/22/55	@ Syracuse	W	110-100
3/24/55	@ Syracuse	W	116-110
3/26/55	@ Boston	L	97-100 (OT)
3/27/55	@ Boston	W	110-94

NBA FINALS

(Syracuse 4, Fort Wayne 3)

3/31/55	@ Syracuse	W	86-82
4/2/55	@ Syracuse	W	87-84
4/3/55	@ Fort Wayne	L	89-96
4/5/55	@ Fort Wayne	L	102-109
4/7/55	@ Fort Wayne	L	71-74
4/9/55	@ Syracuse	W	109-104
4/10/55	@ Syracuse	W	92-91

1955-56

Third Place Game

Syracuse defeated New York, 82-77, on March 15, 1956, in Syracuse, N.Y., in a third-place "play-in" game. The win does not affect the franchise playoff record.

EASTERN DIVISION SEMIFINALS (Syracuse 2, Boston 1)

3/17/56	@ Boston	L	93-110
3/19/56	@ Syracuse	W	101-98
3/21/56	@ Boston	W	102-97

EASTERN DIVISION FINALS (Philadelphia 3, Syracuse 2)

3/23/56	@ Philadelphia	L	87-109
3/25/56	@ Syracuse	W	122-118
3/27/56	@ Philadelphia	L	96-119
3/28/56	@ Syracuse	W	108-104
3/29/56	@ Philadelphia	L	104-109

1956-57

EASTERN DIVISION SEMIFINALS (Syracuse 2, Philadelphia 0)

3/16/57	@ Philadelphia	W	103-96
3/18/57	@ Syracuse	W	91-80

EASTERN DIVISION FINALS (Boston 3, Syracuse 0)

3/21/57	@ Boston	L	90-108
3/23/57	@ Syracuse	L	105-120
3/24/57	@ Boston	L	80-83



ALL-TIME PLAYOFF RESULTS

1957-58

EASTERN DIVISION SEMIFINALS

(Philadelphia 2, Syracuse 1)

3/15/58	@ Syracuse	W	86-82
3/16/58	@ Philadelphia	L	93-95
3/18/58	@ Syracuse	L	88-101

1958-59

EASTERN DIVISION SEMIFINALS

(Syracuse 2, New York 0)

3/13/59	@ New York	W	129-123
3/15/59	@ Syracuse	W	131-115

EASTERN DIVISION FINALS

(Boston 4, Syracuse 3)

3/18/59	@ Boston	L	109-131
3/21/59	@ Syracuse	W	120-118
3/22/59	@ Boston	L	111-133
3/25/59	@ Syracuse	W	119-107
3/28/59	@ Boston	L	108-129
3/29/59	@ Syracuse	W	133-121
4/1/59	@ Boston	L	125-130

1959-60

EASTERN DIVISION SEMIFINALS

(Philadelphia 2, Syracuse 1)

3/11/60	@ Philadelphia	L	92-115
3/13/60	@ Syracuse	W	125-119
3/14/60	@ Philadelphia	L	112-132

1960-61

EASTERN DIVISION SEMIFINALS

(Syracuse 3, Philadelphia 0)

3/14/61	@ Philadelphia	W	115-107
3/16/61	@ Syracuse	W	115-114
3/18/61	@ Philadelphia	W	106-103

EASTERN DIVISION FINALS

(Boston 4, Syracuse 1)

3/19/61	@ Boston	L	115-128
3/21/61	@ Syracuse	W	115-98
3/23/61	@ Boston	L	110-133
3/25/61	@ Syracuse	L	107-120
3/26/61	@ Boston	L	101-123

1961-62

EASTERN DIVISION SEMIFINALS

(Philadelphia 3, Syracuse 2)

3/16/62	@ Philadelphia	L	103-110
3/18/62	@ Syracuse	L	82-97
3/19/62	@ Philadelphia	W	101-100
3/20/62	@ Syracuse	W	106-99
3/22/62	@ Philadelphia	L	104-121

1962-63

EASTERN DIVISION SEMIFINALS

(Cincinnati 3, Syracuse 2)

3/19/63	@ Syracuse	W	123-120
3/21/63	@ Cincinnati	L	115-133
3/23/63	@ Syracuse	W	121-117
3/24/63	@ Cincinnati	L	118-125
3/26/63	@ Syracuse	L	127-131 (OT)

1963-64

EASTERN DIVISION SEMIFINALS

(Cincinnati 3, Philadelphia 2)

3/22/64	@ Cincinnati	L	102-127
3/24/64	@ Philadelphia	W	122-114
3/25/64	@ Cincinnati	L	89-101
3/28/64	@ Philadelphia	W	129-120
3/29/64	@ Cincinnati	L	124-130

1964-65

EASTERN DIVISION SEMIFINALS

(Philadelphia 3, Cincinnati 1)

3/24/65	@ Cincinnati	W	119-117
3/26/65	@ Philadelphia	L	120-121
3/28/65	@ Cincinnati	W	108-94
3/31/65	@ Philadelphia	W	119-112

EASTERN DIVISION FINALS

(Boston 4, Philadelphia 3)

4/4/65	@ Boston	L	98-108
4/6/65	@ Philadelphia	W	109-103
4/8/65	@ Boston	L	94-112
4/9/65	@ Philadelphia	W	134-131 (OT)
4/11/65	@ Boston	L	108-114
4/13/65	@ Philadelphia	W	112-106
4/15/65	@ Boston	L	109-110

1965-66

EASTERN DIVISION SEMIFINALS

(received bye in semifinals)

EASTERN DIVISION FINALS

(Boston 4, Philadelphia 1)

4/3/66	@ Philadelphia	L	96-115
4/6/66	@ Boston	L	93-114
4/7/66	@ Philadelphia	W	111-105
4/10/66	@ Boston	L	108-114 (OT)
4/12/66	@ Philadelphia	L	112-120

1966-67

EASTERN DIVISION SEMIFINALS

(Philadelphia 3, Cincinnati 1)

3/21/67	@ Philadelphia	L	116-120
3/22/67	@ Cincinnati	W	123-102
3/24/67	@ Philadelphia	W	121-106
3/25/67	@ Cincinnati	W	112-94

EASTERN DIVISION FINALS

(Philadelphia 4, Boston 1)

3/31/67	@ Philadelphia	W	127-113
4/2/67	@ Boston	W	107-102
4/5/67	@ Philadelphia	W	115-104
4/9/67	@ Boston	L	117-121
4/11/67	@ Philadelphia	W	140-116

NBA FINALS

(Philadelphia 4, San Francisco 2)

4/14/67	@ Philadelphia	W	141-135 (OT)
4/16/67	@ Philadelphia	W	126-95
4/18/67	@ San Francisco	L	124-130
4/20/67	@ San Francisco	W	122-108
4/23/67	@ Philadelphia	L	109-117
4/24/67	@ San Francisco	W	125-122

PLAYOFFS

ALL-TIME PLAYOFF RESULTS

1967-68

EASTERN DIVISION SEMIFINALS

(Philadelphia 4, New York 2)

3/22/68	@ Philadelphia	W	118-110
3/23/68	@ New York	L	117-128
3/27/68	@ Philadelphia	W	138-132 (2OT)
3/30/68	@ New York	L	98-1078
3/31/68	@ Philadelphia	W	123-107
4/1/68	@ New York	W	113-97

EASTERN DIVISION FINALS

(Boston 4, Philadelphia 3)

4/5/68	@ Philadelphia	L	118-127
4/10/68	@ Boston	W	115-106
4/11/68	@ Philadelphia	W	122-114
4/14/68	@ Boston	W	110-105
4/15/68	@ Philadelphia	L	104-122
4/17/68	@ Boston	L	106-114
4/19/68	@ Philadelphia	L	96-100

1968-69

EASTERN DIVISION SEMIFINALS

(Boston 4, Philadelphia 1)

3/26/69	@ Philadelphia	L	100-114
3/28/69	@ Boston	L	103-134
3/30/69	@ Philadelphia	L	118-125
4/1/69	@ Boston	W	119-116
4/4/69	@ Philadelphia	L	90-93

1969-70

EASTERN DIVISION SEMIFINALS

(Milwaukee 4, Philadelphia 1)

3/25/70	@ Milwaukee	L	118-125
3/27/70	@ Milwaukee	W	112-105
3/30/70	@ Philadelphia	L	120-156
4/1/70	@ Philadelphia	L	111-118
4/3/70	@ Milwaukee	L	106-115

1970-71

EASTERN CONFERENCE SEMIFINALS

(Baltimore 4, Philadelphia 3)

3/24/71	@ Baltimore	W	126-112
3/26/71	@ Philadelphia	L	107-119
3/28/71	@ Baltimore	L	103-111
3/30/71	@ Philadelphia	L	105-120
4/1/71	@ Baltimore	W	104-103
4/3/71	@ Philadelphia	W	98-94
4/4/71	@ Baltimore	L	120-128

1975-76

FIRST ROUND

(Buffalo 2, Philadelphia 1)

4/15/76	@ Philadelphia	L	89-95
4/16/76	@ Buffalo	W	131-106
4/18/76	@ Philadelphia	L	123-124 (OT)

1976-77

FIRST ROUND

(Received first round bye)

EASTERN CONFERENCE SEMIFINALS

(Philadelphia 4, Boston 3)

4/17/77	@ Philadelphia	L	111-113
4/20/77	@ Philadelphia	W	113-101
4/22/77	@ Boston	W	109-100
4/24/77	@ Boston	L	119-124

4/27/77	@ Philadelphia	W	110-91
4/29/77	@ Boston	L	108-113
5/1/77	@ Philadelphia	W	83-77

EASTERN CONFERENCE FINALS

(Philadelphia 4, Houston 2)

5/5/77	@ Philadelphia	W	128-117
5/8/77	@ Philadelphia	W	106-97
5/11/77	@ Houston	L	94-118
5/13/77	@ Houston	W	107-95
5/15/77	@ Philadelphia	L	115-118
5/17/77	@ Houston	W	112-109

NBA FINALS

(Portland 4, Philadelphia 2)

5/22/77	@ Philadelphia	W	107-101
5/26/77	@ Philadelphia	W	107-89
5/29/77	@ Portland	L	107-129
5/31/77	@ Portland	L	98-130
6/3/77	@ Philadelphia	L	104-110
6/5/77	@ Portland	L	107-109

1977-78

FIRST ROUND

(received bye in first round)

EASTERN CONFERENCE SEMIFINALS

(Philadelphia 4, New York 0)

4/16/78	@ Philadelphia	W	130-90
4/18/78	@ Philadelphia	W	119-100
4/20/78	@ New York	W	137-126
4/23/78	@ New York	W	112-107

EASTERN CONFERENCE FINALS

(Washington 4, Philadelphia 2)

4/30/78	@ Philadelphia	L	117-122
5/3/78	@ Philadelphia	W	110-104
5/5/78	@ Washington	L	108-123
5/7/78	@ Washington	L	105-121
5/10/78	@ Philadelphia	W	107-94
5/12/78	@ Washington	L	99-101

1978-79

FIRST ROUND

(Philadelphia 2, New Jersey 0)

4/11/79	@ Philadelphia	W	122-114
4/13/79	@ New Jersey	W	111-101

EASTERN CONFERENCE SEMIFINALS

(San Antonio 4, Philadelphia 3)

4/15/79	@ San Antonio	L	106-119
4/17/79	@ San Antonio	L	120-121
4/20/79	@ Philadelphia	W	123-115
4/22/79	@ Philadelphia	L	112-115 (OT)
4/26/79	@ San Antonio	W	120-97
4/29/79	@ Philadelphia	W	92-90
5/2/79	@ San Antonio	L	108-111

1979-80

FIRST ROUND

(Philadelphia 2, Washington 0)

4/2/80	@ Philadelphia	W	111-96
4/4/80	@ Washington	W	112-104



ALL-TIME PLAYOFF RESULTS

EASTERN CONFERENCE SEMIFINALS

(Philadelphia 4, Atlanta 1)

4/6/80	@ Philadelphia	W	107-104
4/9/80	@ Philadelphia	W	99-92
4/10/80	@ Atlanta	L	93-105
4/13/80	@ Atlanta	W	107-83
4/15/80	@ Philadelphia	W	105-100

EASTERN CONFERENCE FINALS

(Philadelphia 4, Boston 1)

4/18/80	@ Boston	W	96-93
4/20/80	@ Boston	L	90-96
4/23/80	@ Philadelphia	W	99-97
4/24/80	@ Philadelphia	W	102-90
4/27/80	@ Boston	W	105-94

NBA FINALS

(Los Angeles 4, Philadelphia 2)

5/4/80	@ Los Angeles	L	102-109
5/7/80	@ Los Angeles	W	107-104
5/10/80	@ Philadelphia	L	101-111
5/11/80	@ Philadelphia	W	105-102
5/14/80	@ Los Angeles	L	103-108
5/16/80	@ Philadelphia	L	107-123

1980-81

FIRST ROUND

(Philadelphia 2, Indiana 0)

5/31/81	@ Philadelphia	W	124-108
4/2/81	@ Indiana	W	96-85

EASTERN CONFERENCE SEMIFINALS

(Philadelphia 4, Milwaukee 3)

4/5/81	@ Philadelphia	W	125-122
4/7/81	@ Philadelphia	L	99-109
4/10/81	@ Milwaukee	W	108-103
4/12/81	@ Milwaukee	L	98-109
4/15/81	@ Philadelphia	W	116-99
4/17/81	@ Milwaukee	L	86-109
4/19/81	@ Philadelphia	W	99-98

EASTERN CONFERENCE FINALS

(Boston 4, Philadelphia 3)

4/21/81	@ Boston	W	105-104
4/22/81	@ Boston	L	99-118
4/24/81	@ Philadelphia	W	110-100
4/26/81	@ Philadelphia	W	107-105
4/29/81	@ Boston	L	109-111
5/1/81	@ Philadelphia	L	98-100
5/3/81	@ Boston	L	90-91

1981-82

FIRST ROUND

(Philadelphia 2, Atlanta 0)

4/21/82	@ Philadelphia	W	111-76
4/23/82	@ Atlanta	W	98-95 (OT)

EASTERN CONFERENCE SEMIFINALS

(Philadelphia 4, Milwaukee 2)

4/25/82	@ Philadelphia	W	125-122
4/28/82	@ Philadelphia	W	120-108
5/1/82	@ Milwaukee	L	91-92
5/2/82	@ Milwaukee	W	100-93
5/5/82	@ Philadelphia	L	98-110
5/7/82	@ Milwaukee	W	102-90

EASTERN CONFERENCE FINALS

(Philadelphia 4, Boston 3)

5/9/82	@ Boston	L	81-121
5/12/82	@ Boston	W	121-113
5/15/82	@ Philadelphia	W	99-97
5/16/82	@ Philadelphia	W	119-94
5/19/82	@ Boston	L	85-114
5/21/82	@ Philadelphia	L	75-88
5/23/82	@ Boston	W	120-106

NBA FINALS

(Los Angeles 4, Philadelphia 2)

5/27/82	@ Philadelphia	L	117-124
5/30/82	@ Philadelphia	W	110-94
6/1/82	@ Los Angeles	L	108-129
6/3/82	@ Los Angeles	L	101-111
6/6/82	@ Philadelphia	W	135-102
6/8/82	@ Los Angeles	L	104-114

1982-83

FIRST ROUND

(Received a bye in first round)

EASTERN CONFERENCE SEMIFINALS

(Philadelphia 4, New York 0)

4/24/83	@ Philadelphia	W	112-102
4/27/83	@ Philadelphia	W	98-91
4/30/83	@ New York	W	107-105
5/1/83	@ New York	W	105-102

EASTERN CONFERENCE FINALS

(Philadelphia 4, Milwaukee 1)

5/8/83	@ Philadelphia	W	111-109 (OT)
5/11/83	@ Philadelphia	W	87-81
5/14/83	@ Milwaukee	W	104-96
5/15/83	@ Milwaukee	L	94-100
5/18/83	@ Philadelphia	W	115-103

NBA FINALS

(Philadelphia 4, Los Angeles 0)

5/22/83	@ Philadelphia	W	113-107
5/26/83	@ Philadelphia	W	103-93
5/29/83	@ Los Angeles	W	111-94
5/31/83	@ Los Angeles	W	115-108

1983-84

FIRST ROUND

(New Jersey 3, Philadelphia 2)

4/18/84	@ Philadelphia	L	101-116
4/20/84	@ Philadelphia	L	102-116
4/22/84	@ New Jersey	W	108-100
4/24/84	@ New Jersey	W	110-102
4/26/84	@ Philadelphia	L	98-101

1984-85

FIRST ROUND

(Philadelphia 3, Washington 1)

4/17/85	@ Philadelphia	W	104-97
4/21/85	@ Philadelphia	W	113-94
4/24/85	@ Washington	L	100-118
4/26/85	@ Washington	W	106-98

EASTERN CONFERENCE SEMIFINALS

(Philadelphia 4, Milwaukee 0)

4/28/85	@ Milwaukee	W	127-105
4/30/85	@ Milwaukee	W	112-108
5/3/85	@ Philadelphia	W	109-104
5/5/85	@ Philadelphia	W	121-112

PLAYOFFS

ALL-TIME PLAYOFF RESULTS

EASTERN CONFERENCE FINALS

(Boston 4, Philadelphia 1)

5/12/85	@ Boston	L	93-108
5/14/85	@ Boston	L	98-106
5/18/85	@ Philadelphia	L	94-105
5/19/85	@ Philadelphia	W	115-104
5/22/85	@ Boston	L	100-102

1985-86

FIRST ROUND

(Philadelphia 3, Washington 2)

4/18/86	@ Philadelphia	L	94-95
4/20/86	@ Philadelphia	W	102-97
4/22/86	@ Washington	W	91-86
4/24/86	@ Washington	L	111-116
4/27/86	@ Philadelphia	W	134-109

EASTERN CONFERENCE SEMIFINALS

(Milwaukee 4, Philadelphia 3)

4/29/86	@ Milwaukee	W	118-112
5/1/86	@ Milwaukee	L	107-119
5/3/86	@ Philadelphia	W	107-103
5/5/86	@ Philadelphia	L	104-109
5/7/86	@ Milwaukee	L	108-113
5/9/86	@ Philadelphia	W	126-108
5/11/86	@ Milwaukee	L	112-113

1986-87

FIRST ROUND

(Milwaukee 3, Philadelphia 2)

4/24/87	@ Milwaukee	L	104-107
4/26/87	@ Milwaukee	W	125-122 (OT)
4/29/87	@ Philadelphia	L	120-121
5/1/87	@ Philadelphia	W	124-118
5/3/87	@ Milwaukee	L	89-102

1988-89

FIRST ROUND

(New York 3, Philadelphia 0)

4/27/89	@ New York	L	96-102
4/29/89	@ New York	L	106-107
5/2/89	@ Philadelphia	L	115-116 (OT)

1989-90

FIRST ROUND

(Philadelphia 3, Cleveland 2)

4/26/90	@ Philadelphia	W	111-106
4/29/90	@ Philadelphia	W	107-101
5/1/90	@ Cleveland	L	95-122
5/3/90	@ Cleveland	L	96-108
5/5/90	@ Philadelphia	W	113-97

EASTERN CONFERENCE SEMIFINALS

(Chicago 4, Philadelphia 1)

5/7/90	@ Chicago	L	85-96
5/9/90	@ Chicago	L	96-101
5/11/90	@ Philadelphia	W	118-112
5/13/90	@ Philadelphia	L	101-111
5/16/90	@ Chicago	L	99-117

1990-91

FIRST ROUND

(Philadelphia 3, Milwaukee 0)

4/25/91	@ Milwaukee	W	99-90
4/27/91	@ Milwaukee	W	116-112 (OT)
4/30/91	@ Philadelphia	W	121-100

EASTERN CONFERENCE SEMIFINALS

(Chicago 4, Philadelphia 1)

5/4/91	@ Chicago	L	92-105
5/6/91	@ Chicago	L	100-112
5/10/91	@ Philadelphia	W	99-97
5/12/91	@ Philadelphia	L	85-101
5/14/91	@ Chicago	L	95-100

1998-99

FIRST ROUND

(Philadelphia 3, Orlando 1)

5/9/99	@ Orlando	W	104-90
5/11/99	@ Orlando	L	68-79
5/13/99	@ Philadelphia	W	97-85
5/15/99	@ Philadelphia	W	101-91

EASTERN CONFERENCE SEMIFINALS

(Indiana 4, Philadelphia 0)

5/17/99	@ Indiana	L	90-94
5/19/99	@ Indiana	L	82-85
5/21/99	@ Philadelphia	L	86-97
5/23/99	@ Philadelphia	L	86-89

1999-00

FIRST ROUND

(Philadelphia 3, Charlotte 1)

4/22/00	@ Charlotte	W	92-82
4/24/00	@ Charlotte	L	98-108 (OT)
4/28/00	@ Philadelphia	W	81-76
5/1/00	@ Philadelphia	W	105-99

EASTERN CONFERENCE SEMIFINALS

(Indiana 4, Philadelphia 2)

5/6/00	@ Indiana	L	91-108
5/8/00	@ Indiana	L	97-103
5/10/00	@ Philadelphia	L	89-97
5/23/00	@ Philadelphia	W	92-90
5/15/00	@ Indiana	W	107-86
5/19/00	@ Philadelphia	L	90-106

2000-01

FIRST ROUND

(Philadelphia 3, Indiana 1)

4/21/01	@ Philadelphia	L	78-79
4/24/01	@ Philadelphia	W	116-98
4/28/01	@ Indiana	W	92-87
5/2/01	@ Indiana	W	88-85

EASTERN CONFERENCE SEMIFINALS

(Philadelphia 4, Toronto 3)

5/6/01	@ Philadelphia	L	93-96
5/9/01	@ Philadelphia	W	97-92
5/11/01	@ Toronto	L	78-102
5/13/01	@ Toronto	W	84-79
5/16/01	@ Philadelphia	W	121-88
5/18/01	@ Toronto	L	89-101
5/20/01	@ Philadelphia	W	88-87

EASTERN CONFERENCE FINALS

(Philadelphia 4, Milwaukee 3)

5/22/01	@ Philadelphia	W	93-85
5/24/01	@ Philadelphia	L	78-92
5/26/01	@ Milwaukee	L	74-80
5/28/01	@ Milwaukee	W	89-93
5/30/01	@ Philadelphia	W	89-88
6/1/01	@ Milwaukee	L	100-110
6/3/01	@ Philadelphia	W	108-91



ALL-TIME PLAYOFF RESULTS

NBA FINALS

(Los Angeles 4, Philadelphia 1)

6/6/01	@ Los Angeles	W	107-101 (OT)
6/8/01	@ Los Angeles	L	89-98
6/10/01	@ Philadelphia	L	91-96
6/13/01	@ Philadelphia	L	86-100
6/15/01	@ Philadelphia	L	96-108

2001-02

FIRST ROUND

(Boston 3, Philadelphia 2)

4/21/02	@ Boston	L	82-92
4/25/02	@ Boston	L	85-93
4/28/02	@ Philadelphia	W	108-103
5/1/02	@ Philadelphia	W	83-81
5/3/02	@ Boston	L	87-120

2002-03

FIRST ROUND

(Philadelphia 4, New Orleans 2)

4/20/03	@ Philadelphia	W	98-90
4/23/03	@ Philadelphia	W	90-85
4/26/03	@ New Orleans	L	85-99
4/28/03	@ New Orleans	L	87-96
4/30/03	@ Philadelphia	W	93-91
5/2/03	@ New Orleans	W	107-103

EASTERN CONFERENCE SEMIFINALS

(Detroit 4, Philadelphia 2)

5/6/03	@ Detroit	L	87-89
5/8/03	@ Detroit	L	97-104 (OT)
5/10/03	@ Philadelphia	W	93-83
5/11/03	@ Philadelphia	W	95-82
5/14/03	@ Detroit	L	77-78
5/16/03	@ Philadelphia	L	89-93 (OT)

2004-05

FIRST ROUND

(Detroit 4, Philadelphia 1)

4/23/05	@ Detroit	L	85-106
4/26/05	@ Detroit	L	84-99
4/29/05	@ Philadelphia	W	115-104
5/1/05	@ Philadelphia	L	92-97 (OT)
5/3/05	@ Detroit	L	78-88

2007-08

FIRST ROUND

(Detroit 4, Philadelphia 2)

4/20/08	@ Detroit	W	90-86
4/23/08	@ Detroit	L	88-105
4/25/08	@ Philadelphia	W	95-75
4/27/08	@ Philadelphia	L	84-93
4/29/08	@ Detroit	L	81-98
5/1/08	@ Philadelphia	L	77-100

2008-09

FIRST ROUND

(Orlando 4, Philadelphia 3)

4/19/09	@ Orlando	W	100-98
4/22/09	@ Orlando	L	87-96
4/24/09	@ Philadelphia	W	96-94
4/26/09	@ Philadelphia	L	81-84
4/28/09	@ Orlando	L	78-91
4/30/09	@ Philadelphia	L	89-114

2010-11

FIRST ROUND

(Miami 4, Philadelphia 1)

4/16/11	@ Miami	L	89-97
4/18/11	@ Miami	L	73-94
4/21/11	@ Philadelphia	L	94-100
4/24/11	@ Philadelphia	W	86-82
4/27/11	@ Miami	L	91-97

2011-12

FIRST ROUND

(Philadelphia 4, Chicago 2)

4/28/12	@ Chicago	L	91-103
5/1/12	@ Chicago	W	109-92
5/4/12	@ Philadelphia	W	79-74
5/6/12	@ Philadelphia	W	89-82
5/8/12	@ Chicago	L	69-77
5/10/12	@ Philadelphia	W	79-78

EASTERN CONFERENCE SEMIFINALS

(Boston 4, Philadelphia 3)

5/12/12	@ Boston	L	91-92
5/14/12	@ Boston	W	82-81
5/16/12	@ Philadelphia	L	91-107
5/18/12	@ Philadelphia	W	92-83
5/21/12	@ Boston	L	85-101
5/23/12	@ Philadelphia	W	82-75
5/26/12	@ Boston	L	75-85

2017-18

FIRST ROUND

(Philadelphia 4, Miami 1)

4/14/18	@ Philadelphia	W	130-103
4/16/18	@ Philadelphia	L	103-113
4/19/18	@ Miami	W	128-108
4/21/18	@ Miami	W	106-102
4/24/18	@ Philadelphia	W	104-91

EASTERN CONFERENCE SEMIFINALS

(Boston 4, Philadelphia 1)

4/30/18	@ Boston	L	101-117
5/3/18	@ Boston	L	103-108
5/5/18	@ Philadelphia	L	98-101 (OT)
5/7/18	@ Philadelphia	W	103-92
5/9/18	@ Boston	L	112-114

2018-19

FIRST ROUND

(Philadelphia 4, Brooklyn 1)

4/13/19	@ Philadelphia	L	102-111
4/15/19	@ Philadelphia	W	145-123
4/18/19	@ Brooklyn	W	131-115
4/20/19	@ Brooklyn	W	112-108
4/23/19	@ Philadelphia	W	122-100

EASTERN CONFERENCE SEMIFINALS

(Toronto 4, Philadelphia 3)

4/27/19	@ Toronto	L	95-108
4/29/19	@ Toronto	W	94-89
5/02/19	@ Philadelphia	W	116-95
5/05/19	@ Philadelphia	L	96-101
5/07/19	@ Toronto	L	89-125
5/09/19	@ Philadelphia	W	112-101
5/12/19	@ Toronto	L	90-92

PLAYOFFS

7-GAME SERIES: FINAL GAME RESULTS

6-10 OVERALL (76ERS: 5-8: NATIONALS: 1-2)

DATE	ROUND	OPPONENT	RESULT/SCORE
04/12/54	NBA Finals	at Minneapolis	L, 80-87
04/10/55	NBA Finals	Fort Wayne	W, 92-91
04/01/59	Eastern Division Finals	at Boston	L, 125-130
04/15/65	Eastern Division Finals	at Boston	L, 109-110
04/19/68	Eastern Division Finals	Boston	L, 96-100
04/04/71	Eastern Conference Semifinals	at Baltimore	L, 120-128
05/01/77	Eastern Conference Semifinals	Boston	W, 83-77
05/02/79	Eastern Conference Semifinals	at San Antonio	L, 108-111
04/19/81	Eastern Conference Semifinals	Milwaukee	W, 99-98
05/03/81	Eastern Conference Finals	at Boston	L, 90-91
05/23/82	Eastern Conference Finals	at Boston	W, 120-106
05/11/86	Eastern Conference Semifinals	at Milwaukee	L, 112-113
05/20/01	Eastern Conference Semifinals	Toronto	W, 88-87
06/03/01	Eastern Conference Finals	Milwaukee	W, 108-91
05/26/12	Eastern Conference Semifinals	at Boston	L, 75-85
05/12/19	Eastern Conference Semifinals	at Toronto	L, 90-92

5-GAME SERIES: FINAL GAME RESULTS

2-8 OVERALL (76ERS: 2-4: NATIONALS: 0-4)

DATE	ROUND	OPPONENT	RESULT/SCORE
04/04/51	Eastern Division Finals	at New York	L, 81-83
03/29/56	Eastern Division Finals	at Philadelphia	L, 104-109
03/22/62	Eastern Division Semifinals	at Philadelphia	L, 104-121
03/26/63	Eastern Division Semifinals	Cincinnati	L, 127-131 (OT)
03/29/64	Eastern Division Semifinals	at Cincinnati	L, 124-130
04/26/84	First Round	New Jersey	L, 98-101
04/27/86	First Round	Washington	W, 134-109
05/03/87	First Round	at Milwaukee	L, 89-102
05/05/90	First Round	Cleveland	W, 113-97
05/03/02	First Round	at Boston	L, 87-120

3-GAME SERIES: FINAL GAME RESULTS

3-3 OVERALL (76ERS: 0-1: NATIONALS: 3-2)

DATE	ROUND	OPPONENT	RESULT/SCORE
04/02/50	Eastern Division Finals	New York	W, 91-80
03/23/52	Eastern Division Semifinals	Philadelphia	W, 84-73
03/21/56	Eastern Division Semifinals	at Boston	W, 102-97
03/18/58	Eastern Division Semifinals	Philadelphia	L, 88-101
03/14/60	Eastern Division Semifinals	at Philadelphia	L, 112-132
04/18/76	First Round	Buffalo	L, 123-124



ALL-TIME PLAYOFF BREAKDOWN

FIRST ROUND

YEAR	RECORD
1975-76	1-2
1978-79	2-0
1979-80	2-0
1980-81	2-0
1981-82	2-0
1983-84	2-3
1984-85	3-1
1985-86	3-2
1986-87	2-3
1988-89	0-3
1989-90	3-2
1990-91	3-0
1998-99	3-1
1999-00	3-1
2000-01	3-1
2001-02	2-3
2002-03	4-2
2004-05	1-4
2007-08	2-4
2008-09	2-4
2010-11	1-4
2011-12	4-2
2017-18	4-1
2018-19	4-1
TOTALS	58-44

ROUND ROBIN

YEAR	RECORD
1953-54	4-0
TOTALS	4-0

EASTERN (DIVISION) CONFERENCE SEMIFINALS

YEAR	RECORD
1949-50	2-0
1950-51	2-0
1951-52	2-1
1952-53	0-2
1955-56	2-1
1956-57	2-0
1957-58	1-2
1958-59	2-0
1959-60	1-2
1960-61	3-0
1961-62	2-3
1962-63	2-3
1963-64	2-3
1964-65	3-1
1966-67	3-1
1967-68	4-2
1968-69	1-4
1969-70	1-4
1970-71	3-4
1976-77	4-3
1977-78	4-0
1978-79	3-4
1979-80	4-1
1980-81	4-3
1981-82	4-2
1982-83	4-0
1984-85	4-0
1985-86	3-4
1989-90	1-4
1990-91	1-4
1998-99	0-4
1999-00	2-4
2000-01	4-3
2002-03	4-2
2011-12	3-4
2017-18	1-4
2018-19	3-4
TOTALS	89-85

EASTERN (DIVISION) CONFERENCE FINALS

YEAR	RECORD
1949-50	2-1
1950-51	2-3
1951-52	1-3
1953-54	2-0
1954-55	3-1
1955-56	2-3
1956-57	0-3
1958-59	3-4
1960-61	1-4
1964-65	3-4
1965-66	1-4
1966-67	4-1
1967-68	3-4
1976-77	4-2
1977-78	2-4
1979-80	4-1
1980-81	3-4
1981-82	4-3
1982-83	4-1
1984-85	1-4
2000-01	4-3
TOTALS	53-57

NBA FINALS

YEAR	RECORD
1949-50	2-4
1953-54	3-4
1954-55	4-3
1966-67	4-2
1976-77	2-4
1979-80	2-4
1981-82	2-4
1982-83	4-0
2000-01	1-4
TOTALS	24-29

ROUND-BY-ROUND IN THE NBA PLAYOFFS

First Round	58-44
Round Robin	4-0
Eastern Conference Semifinals	89-85
Eastern Conference Finals	53-57
NBA Finals	24-29
TOTALS	228-215

NOTE: The Third-Place "play-in" game is not recognized as a playoff game.



The 1982-83 Philadelphia 76ers won the NBA Championship.

PLAYOFFS

TOP SINGLE-GAME PERFORMANCES

76ERS/NATIONALS TOP-10 PLAYOFF PERFORMANCES

	POINTS		
PTS	PLAYER	OPP	DATE
55	Allen Iverson	vs. NOH	4/20/03
54	Allen Iverson	vs. TOR	5/09/01
52	Allen Iverson	vs. TOR	5/16/01
50	Billy Cunningham	vs. MIL	4/01/70
48	Allen Iverson	at LAL (OT)	6/06/01
46	Wilt Chamberlain	vs. BOS	4/12/66
46	Allen Iverson	at MIL	6/01/01
45	Lee Shaffer	vs. CIN (OT)	3/26/63
45	Allen Iverson	vs. IND	4/24/01
45	Allen Iverson	at NOH	5/02/03

	REBOUNDS		
REBS	PLAYER	OPP	DATE
41	Wilt Chamberlain	vs. BOS	4/05/67
39	Wilt Chamberlain	vs. BOS	4/06/65
38	Wilt Chamberlain	vs. SF	4/16/67
37	Wilt Chamberlain	at BOS	4/08/65
36	Wilt Chamberlain	vs. BOS	4/11/67
34	Wilt Chamberlain	vs. BOS (OT)	4/09/65
34	Wilt Chamberlain	vs. BOS	4/12/66
34	Wilt Chamberlain	vs. BOS	4/19/68
33	Wilt Chamberlain	at BOS (OT)	4/10/66
33	Wilt Chamberlain	vs. SF (OT)	4/14/67

	ASSISTS		
AST	PLAYER	OPP	DATE
19	Wilt Chamberlain	vs. CIN	3/24/67
16	Maurice Cheeks	at NYK	4/27/89
16	Allen Iverson	vs. TOR	5/20/01
15	George King	vs. PHI	3/28/56
15	Johnny Dawkins	at CHI	5/16/90
15	Allen Iverson	vs. DET	4/29/05
14	Maurice Cheeks	at BOS	5/12/82
14	Johnny Dawkins	vs. CLE	5/05/90
14	Ben Simmons	vs. MIA	4/14/18
13	George King	at PHI	3/29/56
13	Wilt Chamberlain	vs. BOS	3/31/67
13	Wilt Chamberlain	vs. BOS	4/11/67
13	Maurice Cheeks	at SA	5/02/79
13	Lionel Hollins	vs. LAL	5/11/80
13	Maurice Cheeks	vs. MIL	5/09/86
13	Johnny Dawkins	at CHI	5/09/90
13	Eric Snow	at CHA (OT)	4/24/00
13	Aaron McKie	vs. MIL	6/03/01

OPPONENTS TOP-10 PLAYOFF PERFORMANCES

	POINTS		
PTS	PLAYER	OPP	DATE
56	Wilt Chamberlain	at PHI	3/22/62
55	Rick Barry	at SF	4/18/67
53	Wilt Chamberlain	at PHI	3/14/60
50	Bob Cousy	at BOS (4OT)	3/21/53
50	Vince Carter	at TOR	5/11/01
49	Michael Jordan	vs. CHI	5/11/90
46	Wilt Chamberlain	at PHI	3/14/61
46	Kareem Abdul-Jabbar	at MIL	4/03/70
46	Michael Jordan	vs. CHI	5/10/91
46	Paul Pierce	at BOS	5/03/02

	REBOUNDS		
REBS	PLAYER	OPP	DATE
39	Bill Russell	at BOS	3/23/61
35	Wilt Chamberlain	at PHI	3/22/62
34	Bill Russell	at BOS	3/19/61
33	Bill Russell	at BOS	3/26/61
32	Bill Russell	at BOS	3/18/59
32	Bill Russell	at BOS	3/28/59
32	Bill Russell	at BOS	4/01/59
32	Wilt Chamberlain	at PHI	3/14/61
32	Bill Russell	at BOS	4/04/65
31	Bill Russell	at BOS	3/21/57
31	Bill Russell	vs. BOS	4/12/66
31	Nate Thurmond	vs. SF (OT)	4/14/67
31	Bill Russell	at BOS	4/17/68

	ASSISTS		
AST	PLAYER	OPP	DATE
18	Oscar Robertson	at CIN	3/29/64
18	Mark Price	at CLE	5/03/90
17	Rajon Rondo	vs. BOS	3/23/12
16	Oscar Robertson	at CIN	3/22/64
16	Oscar Robertson	vs. CIN	3/21/67
16	Paul Pressey	at MIL	4/30/85
16	Paul Pressey	at MIL	5/07/86
15	Bob Cousy	vs. BOS	3/24/55
15	Bob Cousy	at BOS	3/18/59
15	John Havlicek	at BOS	4/24/77
15	Paul Pressey	at MIL	5/11/86
15	Rajon Rondo	vs. BOS	5/18/12





YEAR-BY-YEAR



1949-1950 SEASON STATISTICS

RECORD: 51-13 (.797)	HOME: 31-1	AWAY: 15-12	NEUTRAL: 5-0	1ST EASTERN DIVISION
-----------------------------	-------------------	--------------------	---------------------	-----------------------------

PLAYER	G	MIN	FG-FGA	PCT	FT-FTA	PCT	REB	AST	PF-DQ	PTS	AVG
Schayes	64	—	348-903	.385	376-486	.774	—	259	225	1072	16.8
Gabor	56	—	226-671	.337	157-228	.689	—	108	198	609	10.9
Cervi	56	—	143-431	.332	287-346	.829	—	264	223	573	10.2
Ratkovicz	62	—	162-439	.369	211-348	.606	—	124	201	535	8.6
Seymour	62	—	175-524	.334	126-176	.716	—	189	157	476	7.7
Hannum	64	—	177-488	.363	128-186	.688	—	129	264	482	7.5
Macknowski	59	—	154-463	.333	131-178	.736	—	65	128	439	7.4
Peterson	62	—	167-390	.428	111-185	.600	—	33	198	445	7.2
Levane	60	—	139-418	.333	54-85	.635	—	156	106	332	5.5
Corley	60	—	117-370	.316	75-122	.615	—	109	81	309	5.2
Chollet	49	—	61-179	.341	35-56	.625	—	37	52	157	3.2
NATIONALS	64	—	1869-5276	.354	1691-2396	.706	—	1473	1833	5429	84.8
OPPONENTS	64	—	—	—	—	—	—	—	—	4907	76.7

1949-1950 GAME-BY-GAME RESULTS

DATE	W/L	NATS	OPP	TEAM	DATE	W/L	NATS	OPP	TEAM
11/03	W	78	58	Denver	02/11	W	77	76	at Baltimore
11/04	W	84	51	vs. Denver	02/12	W	102	98	Waterloo
11/06	W	82	72	Philadelphia	02/16	W	105	74	Tri City
11/09	W	103	73	Indianapolis	02/19	W	82	78	Indianapolis
11/10	L	67	73	at St. Louis	02/21	L	78	89	at Denver
11/12	W	84	69	at Anderson	02/23	W	108	80	at Denver
11/13	W	80	66	New York	02/24	W	72	67	vs. Indianapolis
11/15	W	77	74	at New York	02/26	W	73	64	Chicago
11/17	W	79	76	Tri City	02/27	L	73	97	at Anderson
11/20	W	102	76	Denver	02/28	L	72	110	at Indianapolis
11/21	W	77	67	vs. Denver	03/01	W	93	72	at Waterloo
11/24	W	125	123	****Anderson	03/02	L	85	95	at Sheboygan
11/27	W	80	62	Waterloo	03/05	W	84	75	Minneapolis
11/30	W	87	71	at Boston	03/09	W	85	74	St. Louis
12/04	W	67	61	Indianapolis	03/12	W	96	72	Boston
12/07	W	77	69	at Tri City	03/14	L	65	68	at Indianapolis
12/08	W	86	72	at Sheboygan	03/16	W	88	75	at Sheboygan
12/10	L	63	69	at Rochester	03/18	W	89	88	*at Tri City
12/11	W	89	72	Sheboygan	03/19	W	72	67	Anderson
12/14	W	96	83	Fort Wayne					
12/15	L	88	100	at Anderson					
12/18	W	86	73	Chicago					
12/20	W	95	70	at Waterloo					
12/21	W	96	84	at Tri City					
12/22	W	83	74	at Sheboygan					
12/25	W	94	88	Anderson					
12/28	L	85	87	at Washington					
12/29	W	64	62	vs. Philadelphia					
01/01	W	79	73	Washington					
01/05	W	82	73	Tri City					
01/08	W	84	68	Waterloo					
01/10	L	84	86	*at Waterloo					
01/11	L	88	98	at Minneapolis					
01/12	W	64	62	at Fort Wayne					
01/15	W	82	69	Indianapolis					
01/19	W	107	86	Denver					
01/22	L	75	77	*Anderson					
01/26	W	76	72	Rochester					
01/29	W	85	70	Sheboygan					
01/30	W	91	75	vs. Indianapolis					
02/01	L	83	91	at Tri City					
02/02	W	73	67	at Indianapolis					
02/03	W	103	79	Waterloo					
02/05	W	96	87	Baltimore					
02/08	W	106	81	Sheboygan					

* denotes overtime
 ***** denotes five overtimes

YEAR-BY-YEAR

1950-1951 SEASON STATISTICS

RECORD: 32-34 (.485)

HOME: 24-9

AWAY: 8-25

4TH EASTERN DIVISION

PLAYER	G	MIN	FG-FGA	PCT	FT-FTA	PCT	REB	AST	PF-DQ	PTS	AVG
Schayes	66	—	332-930	.357	457-608	.752	1080	251	271-9	1121	17.0
Scolari*	66	—	302-923	.327	279-331	.843	218	255	183-1	883	13.4
Ratkovicz	66	—	264-636	.415	321-439	.731	547	193	256-11	849	12.9
Smawley****	60	—	252-663	.380	227-267	.850	178	161	145-4	731	12.2
Gabor	61	—	255-745	.342	179-242	.740	150	125	213-7	689	11.3
Jorgensen**	63	—	223-600	.372	182-265	.687	338	91	237-8	628	10.0
Cervi	53	—	132-346	.382	194-237	.819	152	208	180-9	458	8.6
Hannum	63	—	182-494	.368	107-197	.543	301	119	271-16	471	7.5
Seymour	51	—	125-385	.325	117-159	.736	194	187	138-0	367	7.2
Peterson***	53	—	130-384	.339	99-150	.660	288	66	188-9	359	6.8
Macknowski	58	—	131-435	.301	122-170	.718	110	69	134-3	384	6.6
Calabrese	46	—	70-197	.355	61-88	.693	65	65	80-0	201	4.4
Lofgran****	61	—	79-270	.293	79-127	.622	157	36	132-4	237	3.9
Chollet	14	—	6-51	.118	12-19	.632	15	12	29-0	24	1.7
NATIONALS	66	—	1884-5365	.351	1912-2634	.726	3259	1493	1995-64	5680	86.1
OPPONENTS	66	—	—	—	—	—	—	—	—	5644	85.5

* *Scolari played with Washington and Syracuse*

** *Jorgensen played with Tri-Cities and Syracuse*

*** *Peterson played with Tri-Cities and Syracuse*

**** *Lofgran played with Indianaopolis and Syracuse*

***** *Smawley played with Baltimore and Syracuse*

1950-1951 GAME-BY-GAME RESULTS

DATE	W/L	NATS	OPP	TEAM	DATE	W/L	NATS	OPP	TEAM
11/02	W	92	77	Fort Wayne	02/07	L	82	102	at Baltimore
11/05	W	90	87	Minneapolis	02/08	W	96	83	New York
11/09	W	89	70	Tri-Cities	02/11	W	80	72	Baltimore
11/11	L	72	74	*at New York	02/14	L	75	77	at Fort Wayne
11/12	W	83	57	Baltimore	02/15	W	94	80	Boston
11/14	L	78	108	at Indianapolis	02/17	L	75	88	at New York
11/15	L	71	72	*at Minneapolis	02/18	W	91	80	Minneapolis
11/16	L	75	79	at Tri-Cities	02/20	W	81	79	at Indianapolis
11/19	W	96	83	New York	02/21	L	76	82	at Minneapolis
11/23	L	85	92	Indianapolis	02/25	W	98	83	New York
11/25	W	77	67	at Washington	02/27	L	72	86	at Philadelphia
11/26	W	90	76	Washington	03/01	W	108	86	Fort Wayne
11/28	L	84	108	at New York	03/03	L	78	97	at New York
11/30	L	78	81	at Philadelphia	03/04	W	85	79	Philadelphia
12/02	W	99	96	*at Baltimore	03/08	L	86	107	at Rochester
12/03	W	84	81	Indianapolis	03/10	W	121	97	Indianapolis
12/07	L	69	76	Rochester	03/11	L	91	95	Philadelphia
12/08	W	86	85	at Boston	03/13	L	93	98	at Indianapolis
12/10	L	76	86	Baltimore	03/14	L	76	100	at Minneapolis
12/14	L	69	78	Tri-Cities	03/17	L	86	100	at Philadelphia
12/16	W	79	75	*at Rochester	03/18	W	97	89	Boston
02/17	W	95	86	New York					
12/20	L	83	86	at Tri-Cities					
12/21	L	72	97	at Fort Wayne					
12/25	W	81	69	Fort Wayne					
12/26	L	100	102	at Boston					
12/28	L	88	91	*at Philadelphia					
12/30	W	90	80	*at Baltimore					
01/01	W	106	89	Boston					
01/04	L	77	80	Minneapolis					
01/06	W	87	85	*at New York					
01/07	W	73	65	Baltimore					
01/10	W	97	96	at Tri-Cities					
01/11	L	76	84	at Fort Wayne					
01/14	W	92	63	Rochester					
01/18	L	87	96	Rochester					
01/21	L	86	96	Philadelphia					
01/24	L	82	87	at Baltimore					
01/25	W	113	87	Tri-Cities					
01/27	L	83	85	at Rochester					
01/28	W	104	83	Boston					
01/30	L	87	96	at Boston					
02/01	L	90	93	New York					
02/02	L	90	96	*at Boston					
02/04	W	78	75	Philadelphia					

* denotes overtime



1951-1952 SEASON STATISTICS

RECORD: 40-26 (.606) HOME: 26-7 AWAY: 12-18 NEUTRAL: 2-1 1ST EASTERN DIVISION

PLAYER	G	MIN	FG-FGA	PCT	FT-FTA	PCT	REB	AST	PF-DQ	PTS	AVG
Schayes	63	2004	263-740	.355	342-424	.807	773	182	213-5	868	13.8
Rocha	66	2543	300-749	.401	254-330	.770	549	128	249-4	854	12.9
King	66	1899	235-579	.406	188-264	.712	274	244	199-6	658	10.0
Seymour	66	2209	206-615	.335	186-245	.759	225	220	165-4	598	9.1
Gabor	57	1085	173-538	.322	142-183	.776	93	86	188-5	488	8.6
Jorgensen	66	1318	190-460	.413	149-187	.797	288	63	190-2	529	8.0
Cervi	55	850	99-280	.354	219-248	.883	87	148	176-7	417	7.6
Ratkovicz	66	1356	165-473	.349	163-242	.674	328	90	235-8	493	7.5
Osterkorn	66	1721	145-413	.351	199-335	.594	444	117	226-8	489	7.4
Calabrese	58	937	109-317	.344	73-103	.709	84	83	107-0	291	5.0
Savage	12	118	9-43	.209	18-28	.643	24	12	22-0	36	3.0
NATIONALS	66	—	1894-5207	.364	1933-2589	.747	3603	1373	1970-49	5721	86.7
OPPONENTS	66	—	—	—	—	—	—	—	—	5427	82.2

1951-1952 GAME-BY-GAME RESULTS

DATE	W/L	NATS	OPP	TEAM	DATE	W/L	NATS	OPP	TEAM
11/01	W	90	75	Fort Wayne	02/09	L	76	84	at Baltimore
11/02	W	98	67	Minneapolis	02/10	W	91	84	Philadelphia
11/10	L	82	91	at Baltimore	02/12	L	69	78	at New York
11/11	W	93	79	Indianapolis	02/14	L	76	78	Rochester
11/15	W	97	95	Boston	02/16	L	84	92	at Rochester
11/16	W	97	90	at Philadelphia	02/17	W	66	61	New York
11/17	W	79	72	at New York	02/21	W	88	80	Minneapolis
11/18	W	71	68	Baltimore	02/23	L	80	81	at Baltimore
11/22	W	96	72	at Fort Wayne	02/24	L	75	77	Boston
11/23	L	68	82	at Indianapolis	02/27	L	81	88	at Boston
11/25	W	100	73	New York	02/28	W	88	83	Fort Wayne
11/29	W	82	78	Fort Wayne	03/01	L	83	98	at Rochester
11/30	L	75	82	at Philadelphia	03/02	W	76	72	Rochester
12/02	L	79	81	Rochester	03/06	W	83	81	**at Fort Wayne
12/04	L	77	83	at Indianapolis	03/07	L	76	81	at Indianapolis
12/05	W	83	81	*at Minneapolis	03/08	L	83	92	at Philadelphia
12/06	L	70	73	vs. Milwaukee	03/09	W	99	82	Philadelphia
12/08	W	95	75	at Rochester	03/12	W	89	71	at Boston
12/09	W	93	74	Philadelphia	03/13	W	89	70	Boston
12/11	W	80	62	vs. Fort Wayne	03/15	L	90	97	at New York
12/13	W	89	82	Milwaukee	03/16	L	84	90	New York
12/16	L	92	96	Indianapolis					
12/19	L	97	103	at Boston					
12/22	L	73	92	at New York					
12/23	L	72	75	New York					
12/25	W	70	65	vs. Milwaukee					
12/27	L	68	69	Milwaukee					
12/30	W	108	91	Baltimore					
01/01	L	80	82	at Minneapolis					
01/03	W	107	81	Boston					
01/06	W	98	93	Philadelphia					
01/10	W	110	96	New York					
01/12	W	92	88	at Baltimore					
01/13	W	103	85	Indianapolis					
01/17	W	110	105	***Minneapolis					
01/20	W	99	80	Baltimore					
01/22	W	93	82	at Milwaukee					
01/23	W	99	97	*at Minneapolis					
01/25	L	94	95	*at Philadelphia					
01/26	W	78	73	at Baltimore					
01/27	W	91	86	Boston					
01/31	W	88	79	Milwaukee					
02/03	W	95	73	Baltimore					
02/06	L	88	99	at Boston					
02/08	W	96	87	at Philadelphia					

* denotes overtime

** denotes double-overtime

*** denotes triple-overtime

YEAR-BY-YEAR

1952-1953 SEASON STATISTICS

RECORD: 47-24 (.662)	HOME: 32-2	AWAY: 10-19	NEUTRAL: 5-3	2ND EASTERN DIVISION
-----------------------------	-------------------	--------------------	---------------------	-----------------------------

PLAYER	G	MIN	FG-FGA	PCT	FT-FTA	PCT	REB	AST	PF-DQ	PTS	AVG
Schayes	71	2668	375-1022	.367	512-619	.827	920	227	271-9	1262	17.8
Seymour	67	2684	306-798	.383	340-416	.817	246	294	210-3	952	14.2
King	71	2519	255-635	.402	284-442	.643	281	364	244-2	794	11.2
Rocha	69	2454	268-690	.388	234-310	.755	510	137	257-5	770	11.2
Gabor	69	1337	215-614	.350	217-284	.764	104	134	262-11	647	9.4
Lloyd	64	1806	156-453	.344	160-231	.693	444	64	241-6	472	7.4
Jorgensen	70	1355	145-436	.333	146-199	.734	236	76	247-7	436	6.2
Osterkorn	49	1016	85-262	.324	106-168	.631	217	61	129-2	276	5.6
Cervi, Al	38	301	31-71	.437	81-100	.810	22	28	90-2	143	3.8
Lochmueller, Bob	62	802	79-245	.322	74-122	.607	162	47	143-1	232	3.7
Brasco, James	10	111	11-48	.229	11-14	.786	15	12	18-1	33	3.3
NATIONALS	71	—	1942-5329	.364	2197-2950	.745	3472	1459	2132-49	6081	85.6
OPPONENTS	71	—	—	—	—	—	—	—	—	5775	81.3

1952-1953 GAME-BY-GAME RESULTS

DATE	W/L	NATS	OPP	TEAM	DATE	W/L	NATS	OPP	TEAM
11/01	L	84	86	*at Philadelphia	02/02	W	98	77	vs. Baltimore
11/02	W	117	91	Philadelphia	02/04	L	92	105	at Boston
11/08	L	83	106	at Boston	02/05	W	83	79	*Rochester
11/09	W	96	89	Minneapolis	02/08	W	98	89	Philadelphia
11/13	W	96	81	Boston	02/11	L	78	96	at Fort Wayne
11/15	L	91	97	*at Baltimore	02/12	L	81	91	at Minneapolis
11/16	W	84	78	Indianapolis	02/13	W	89	86	**at Indianapolis
11/20	W	92	73	Milwaukee	02/15	L	81	85	New York
11/22	L	68	98	at New York	02/17	W	84	65	vs. Boston
11/23	W	76	73	New York	02/19	W	82	72	Milwaukee
11/27	W	86	79	Rochester	02/21	L	73	84	at Rochester
11/29	W	87	74	at Baltimore	02/22	W	86	73	Philadelphia
11/30	W	78	66	Boston	02/24	W	74	63	vs. Philadelphia
12/04	W	78	70	at Fort Wayne	02/26	W	89	77	Fort Wayne
12/06	W	82	74	at Philadelphia	02/28	L	74	77	at Baltimore
12/07	W	71	67	Milwaukee	03/01	W	79	64	New York
12/08	L	89	101	at Milwaukee	03/03	L	70	75	at Milwaukee
12/09	W	87	70	at Indianapolis	03/04	W	75	73	**at Fort Wayne
12/09	L	79	82	at Minneapolis	03/05	W	94	91	Minneapolis
12/11	W	102	83	Philadelphia	03/06	L	66	75	vs. New York
12/14	L	93	98	*at New York	03/07	L	87	88	vs. Philadelphia
12/16	L	83	88	vs. Boston	03/08	W	98	91	Baltimore
12/18	L	77	91	at Boston	03/12	W	84	70	Boston
12/20	W	90	86	Boston	03/14	W	95	81	at New York
12/21	W	102	92	Baltimore	03/15	W	84	68	Indianapolis
12/25	W	81	76	*at Baltimore	03/17	W	72	68	Boston
12/27	W	84	73	Indianapolis					
12/29	L	93	106	at Rochester					
12/31	L	87	97	at Boston					
01/01	W	92	78	Fort Wayne					
01/03	L	77	85	*at New York					
01/04	W	93	68	Baltimore					
01/07	W	114	93	vs. New York					
01/08	W	75	67	Minneapolis					
01/10	W	87	77	vs. Philadelphia					
01/11	W	76	72	Philadelphia					
01/15	W	109	85	Rochester					
01/18	W	103	84	Baltimore					
01/22	W	87	75	Fort Wayne					
01/24	W	107	82	at Rochester					
01/25	L	62	97	New York					
01/27	L	72	76	at Indianapolis					
01/29	W	83	65	at Minneapolis					
01/30	L	68	84	at Milwaukee					
02/01	W	94	79	Baltimore					

* denotes overtime
 ** denotes double-overtime

YEAR-BY-YEAR



1953-1954 SEASON STATISTICS

RECORD: 42-30 (.583)	HOME: 26-6	AWAY: 11-18	NEUTRAL: 5-6	3RD EASTERN DIVISION
----------------------	------------	-------------	--------------	----------------------

PLAYER	G	MIN	FG-FGA	PCT	FT-FTA	PCT	REB	AST	PF-DQ	PTS	AVG
Schayes	72	2655	370-973	.380	488-590	.827	870	214	232-4	1228	17.1
Seymour	71	2727	316-838	.377	299-368	.813	291	364	187-2	931	13.1
King	72	2370	280-744	.376	257-410	.627	268	272	179-2	817	11.3
Lloyd	72	2206	249-666	.374	156-209	.746	529	115	303-12	654	9.1
Gabor	61	1211	204-551	.370	139-194	.716	96	162	183-4	547	9.0
Osterkorn	70	2164	203-586	.346	209-361	.579	487	151	209-1	615	8.8
Kenville	72	1405	149-388	.384	136-182	.747	247	122	138-0	434	6.0
Lavoy*	68	1277	135-356	.379	94-129	.729	317	78	215-2	364	5.4
Neal	67	899	117-369	.317	78-132	.591	257	24	139-0	312	4.7
Govedarica	23	258	25-79	.316	25-37	.676	18	24	44-1	75	3.3
Masino**	27	181	26-62	.419	30-49	.612	28	22	44-0	82	3.0
Knostman	5	47	3-10	.300	7-11	.636	17	6	9-0	13	2.6
Earle	2	12	1-2	.500	2-4	.500	2	0	0-0	4	2.0
Novak	5	24	0-7	.000	1-2	.500	2	2	9-0	1	0.2
NATIONALS	72	—	2054-5579	.368	1905-2650	.719	3652	1541	1852-28	6013	83.5
OPPONENTS	72	—	—	—	—	—	—	—	—	5660	78.6

* Lavoy played with Milwaukee and Syracuse

** Masino played with Rochester and Syracuse

1953-1954 GAME-BY-GAME RESULTS

DATE	W/L	NATS	OPP	TEAM	DATE	W/L	NATS	OPP	TEAM
10/31	L	73	79	at Philadelphia	01/28	W	70	66	New York
11/01	W	85	61	Philadelphia	01/30	L	65	66	at New York
11/05	L	65	77	Minneapolis	01/31	W	114	70	New York
11/07	W	88	77	vs. Baltimore	02/03	L	70	82	vs. Philadelphia
11/08	W	85	66	Rochester	02/04	W	90	82	vs. New York
11/10	W	74	59	at Milwaukee	02/06	W	93	87	*Fort Wayne
11/12	L	74	78	at Fort Wayne	02/07	W	88	73	Milwaukee
11/14	L	66	77	at Boston	02/10	L	79	94	at Boston
11/15	W	69	61	Milwaukee	02/11	L	74	76	**at Philadelphia
11/19	W	79	76	Fort Wayne	02/13	L	78	81	at Rochester
11/21	L	67	68	at New York	02/14	W	111	91	Baltimore
11/22	L	80	84	*New York	02/16	L	77	95	vs. Philadelphia
11/24	W	89	80	at Rochester	02/18	W	91	77	Fort Wayne
11/25	L	58	66	vs. Baltimore	02/20	L	68	83	at Minneapolis
11/26	W	93	86	Boston	02/21	W	100	73	Minneapolis
11/28	L	80	91	vs. Boston	02/23	L	68	70	vs. Milwaukee
11/29	W	101	82	Baltimore	02/25	L	96	101	Boston
12/01	W	76	69	*at Milwaukee	02/26	W	68	62	at Milwaukee
12/03	L	74	87	vs. Minneapolis	02/28	L	85	91	Rochester
12/05	L	80	90	at Minneapolis	03/02	L	87	91	at Minneapolis
12/06	L	77	78	at Fort Wayne	03/04	W	86	63	at Fort Wayne
12/09	L	77	92	at Baltimore	03/06	W	88	77	Philadelphia
12/10	W	96	76	Milwaukee	03/07	W	103	77	Baltimore
12/12	L	85	90	at Rochester	03/10	W	85	77	at Baltimore
12/13	W	108	74	Boston	03/11	W	97	95	*Boston
12/19	W	90	83	at Boston	03/13	L	60	67	at New York
12/20	W	81	76	Minneapolis	03/14	W	113	83	New York
12/23	W	76	72	at Baltimore					
12/25	L	80	89	at New York					
12/27	W	96	75	Milwaukee					
12/30	W	96	89	vs. Boston					
12/31	W	86	81	Rochester					
01/01	L	92	95	at Boston					
01/02	W	74	66	at Philadelphia					
01/03	L	77	90	Philadelphia					
01/05	W	72	60	at Fort Wayne					
01/07	W	70	67	Fort Wayne					
01/10	W	77	73	Baltimore					
01/13	W	93	72	vs. New York					
01/14	W	96	71	Minneapolis					
01/16	W	95	93	**at Rochester					
01/17	W	84	81	Rochester					
01/23	L	91	98	at Baltimore					
01/24	L	78	80	Philadelphia					
01/26	W	79	75	vs. Philadelphia					

* denotes overtime
 ** denotes double-overtime
 *** denotes triple-overtime

YEAR-BY-YEAR

1954-1955 SEASON STATISTICS

RECORD: 43-29 (.597)	HOME: 25-7	AWAY: 10-16	NEUTRAL: 8-6	1ST EASTERN DIVISION
-----------------------------	-------------------	--------------------	---------------------	-----------------------------

PLAYER	G	MIN	FG-FGA	PCT	FT-FTA	PCT	REB	AST	PF-DQ	PTS	AVG
Schayes	72	2526	422-1103	.383	489-587	.833	887	213	247-6	1333	18.5
Seymour	72	2950	375-1036	.362	300-370	.811	300	483	167-0	1050	14.6
Rocha	72	2473	295-801	.368	222-284	.782	489	178	242-5	812	11.3
Kerr	72	1529	301-718	.419	152-223	.682	474	80	165-2	754	10.5
Lloyd	72	2212	286-784	.365	159-212	.750	553	151	283-4	731	10.2
Simmons*	36	862	137-384	.357	72-114	.632	220	61	109-2	346	9.6
King	67	2015	228-605	.377	140-229	.611	227	331	148-0	596	8.9
Kenville	70	1380	172-482	.357	154-201	.766	247	150	132-1	498	7.1
Farley	69	1113	136-353	.385	136-201	.677	167	111	145-1	408	5.9
Gabor	3	47	7-22	.318	3-5	.600	5	11	6-0	17	5.7
Tucker, Jim	20	287	39-116	.336	27-38	.711	97	12	50-0	105	5.3
Osterkorn, Wally	19	286	20-97	.206	16-32	.500	70	17	32-0	56	2.9
NATIONALS	72	—	2360-6343	.372	1837-2450	.750	3933	1778	1658-20	6557	91.1
OPPONENTS	72	—	—	—	—	—	—	—	—	6457	89.7

* Simmons played with Baltimore and Syracuse

1954-1955 GAME-BY-GAME RESULTS

DATE	W/L	NATS	OPP	TEAM	DATE	W/L	NATS	OPP	TEAM
10/31	L	94	97	Minneapolis	01/30	L	83	93	Philadelphia
11/06	L	84	107	at Boston	02/03	L	85	104	at Fort Wayne
11/07	W	97	80	Milwaukee	02/04	L	88	114	at Boston
11/11	W	88	86	at Fort Wayne	02/06	W	94	88	at Rochester
11/13	L	72	85	at Milwaukee	02/07	W	77	75	New York
11/14	L	92	99	at Minneapolis	02/08	W	115	88	vs. Boston
11/16	W	86	85	vs. Philadelphia	01/29	L	94	104	at Boston
11/18	W	91	82	Fort Wayne	02/10	W	85	81	Minneapolis
11/20	W	80	79	at Rochester	02/12	W	92	66	Milwaukee
11/21	W	110	104	Boston	02/13	W	88	87	Rochester
11/25	W	91	85	Milwaukee	02/14	W	82	81	vs. Milwaukee
11/27	W	80	74	at New York	02/17	W	107	93	Boston
11/28	W	79	77	New York	02/18	L	86	110	at Philadelphia
12/01	L	86	88	vs. New York	02/19	W	80	78	at New York
12/02	W	82	78	Rochester	02/20	W	104	84	New York
12/04	L	73	79	at Philadelphia	02/22	L	95	97	vs. Boston
12/05	W	89	72	Philadelphia	02/24	W	97	83	Rochester
12/07	W	88	81	vs. Philadelphia	02/27	W	105	77	Philadelphia
12/08	L	78	105	at Rochester	03/01	W	105	102	at New York
12/09	W	120	107	Boston	03/02	W	103	90	vs. Fort Wayne
12/11	L	90	94	at Boston	03/03	W	83	81	at Fort Wayne
12/12	L	87	96	Philadelphia	03/04	W	99	96	at Milwaukee
12/14	W	91	82	at New York	03/06	W	107	101	Philadelphia
12/15	L	81	88	vs. New York	03/09	L	97	100	at Rochester
12/18	L	83	86	at Minneapolis	03/10	L	93	96	vs. Minneapolis
12/19	W	108	93	Minneapolis	03/12	W	112	92	Fort Wayne
12/25	L	101	109	at New York	03/13	L	76	77	Milwaukee
12/26	W	97	92	*New York					
12/28	W	84	82	vs. Rochester					
12/29	L	70	72	at Philadelphia					
01/01	W	108	102	Boston					
01/02	L	79	91	Milwaukee					
01/06	L	106	117	Minneapolis					
01/08	W	100	97	at Minneapolis					
01/09	L	72	77	at Milwaukee					
01/11	L	82	93	Minneapolis					
01/13	W	100	83	Fort Wayne					
01/16	W	90	85	Rochester					
01/19	W	98	97	*vs. Philadelphia					
01/20	W	92	87	Boston					
01/23	L	89	98	New York					
01/25	L	66	69	vs. Fort Wayne					
01/26	W	107	99	vs. Philadelphia					
01/27	W	94	79	Fort Wayne					
01/28	L	90	101	at Boston					

* denotes overtime



1955-1956 SEASON STATISTICS

RECORD: 35-37 (.486) HOME: 23-8 AWAY: 9-19 NEUTRAL: 3-10 3RD EASTERN DIVISION

PLAYER	G	MIN	FG-FGA	PCT	FT-FTA	PCT	REB	AST	PF-DQ	PTS	AVG
Schayes	72	2517	465-1202	.387	542-632	.858	891	200	251-9	1472	20.4
Kerr	72	2114	377-935	.403	207-316	.655	607	84	168-3	961	13.3
Seymour	57	1826	227-670	.339	188-233	.807	152	276	130-1	642	11.3
King	72	2343	284-763	.372	176-275	.640	250	410	150-2	744	10.3
Rocha	72	1883	250-692	.361	220-281	.783	416	131	244-6	720	10.0
Lloyd	72	1837	213-636	.335	186-241	.772	492	116	267-6	612	8.5
Conlin	66	1423	211-574	.368	121-178	.680	326	145	121-1	543	8.2
Kenville	72	1278	170-448	.379	195-257	.759	215	159	132-0	535	7.4
Farley	72	1429	168-451	.373	143-207	.691	165	151	154-2	479	6.7
Tucker	70	895	101-290	.348	66-83	.795	232	38	166-2	268	3.8
NATIONALS	72	—	2466-6661	.370	2044-2703	.756	4060	1710	1783-32	6976	96.9
OPPONENTS	72	—	—	—	—	—	—	—	—	6975	96.9

1955-1956 GAME-BY-GAME RESULTS

DATE	W/L	NATS	OPP	TEAM	DATE	W/L	NATS	OPP	TEAM
11/05	W	114	113	*Fort Wayne	02/01	L	77	83	at Rochester
11/06	L	80	83	at Rochester	02/02	W	97	89	Rochester
11/12	W	91	81	at St. Louis	02/04	W	103	94	at New York
11/13	L	79	93	at Fort Wayne	02/05	W	90	85	Fort Wayne
11/17	W	105	91	Minneapolis	02/06	L	98	99	at Fort Wayne
11/19	L	94	102	at Philadelphia	02/07	L	95	128	vs. Philadelphia
11/20	W	84	80	St. Louis	02/09	L	97	98	Boston
11/23	L	101	104	vs. Philadelphia	02/10	W	94	88	vs. New York
11/24	W	111	103	Boston	02/12	W	101	74	Rochester
11/26	L	99	100	at New York	02/17	W	91	86	vs. New York
11/27	W	85	74	New York	02/18	W	85	84	Fort Wayne
11/29	L	97	105	vs. Boston	02/19	W	118	98	New York
12/03	W	114	103	Minneapolis	02/21	W	108	107	**at New York
12/04	W	102	96	at Minneapolis	02/23	W	94	92	Fort Wayne
12/06	L	88	90	vs. Fort Wayne	02/24	L	103	116	vs. St. Louis
12/08	L	94	105	at Fort Wayne	02/26	L	85	87	Philadelphia
12/09	L	92	101	at Philadelphia	02/27	W	98	95	*at Fort Wayne
12/11	W	101	89	Boston	02/27	L	94	98	vs. Minneapolis
12/15	L	133	135	***Minneapolis	03/01	W	111	100	Boston
12/17	W	110	104	at Boston	03/03	L	96	102	at Philadelphia
12/18	W	99	79	Philadelphia	03/04	L	111	118	**New York
12/20	W	98	91	at New York	03/07	L	98	111	at Boston
12/25	W	111	96	Rochester	03/08	W	92	88	St. Louis
12/26	L	91	93	at Rochester	03/10	L	84	104	at New York
12/27	L	80	91	vs. Rochester	03/11	W	99	88	Philadelphia
12/29	L	83	112	at Philadelphia	03/12	W	97	92	vs. St. Louis
12/30	L	103	110	vs. Boston	03/14	L	103	122	at Boston
12/31	W	101	92	New York					
01/01	W	85	80	at Minneapolis					
01/02	W	84	82	at St. Louis					
01/04	L	87	88	Philadelphia					
01/07	L	99	105	*Boston					
01/08	L	91	99	at Minneapolis					
01/10	L	79	90	vs. Minneapolis					
01/12	W	93	78	St. Louis					
01/13	L	104	119	at Boston					
01/14	L	93	102	at Rochester					
01/15	W	99	88	Rochester					
01/19	W	122	100	Minneapolis					
01/21	L	96	100	vs. Boston					
01/22	L	105	109	St. Louis					
01/25	L	100	112	at Philadelphia					
01/26	W	100	89	Philadelphia					
01/28	L	85	93	at St. Louis					
01/29	L	95	99	*New York					

* denotes overtime
 ** denotes double-overtime
 *** denotes triple-overtime

YEAR-BY-YEAR

1956-1957 SEASON STATISTICS

RECORD: 38-34 (.528) HOME: 22-9 AWAY: 12-19 NEUTRAL: 4-6 2ND EASTERN DIVISION

PLAYER	G	MIN	FG-FGA	PCT	FT-FTA	PCT	REB	AST	PF-DQ	PTS	AVG
Schayes	72	2851	496-1308	.379	625-691	.904	1008	229	219-5	1617	22.5
Conlin	71	2250	335-896	.374	283-368	.769	430	205	170-0	953	13.4
Kerr	72	2191	333-827	.403	225-313	.719	807	90	190-3	891	12.4
Lloyd	72	1965	256-687	.373	134-179	.749	435	114	282-10	646	9.0
Palazzi*	63	1013	210-571	.368	136-175	.777	262	49	117-1	556	8.8
Harrison	66	1810	243-629	.386	93-130	.715	156	161	220-5	579	8.8
Bianchi	68	1577	199-567	.351	165-239	.690	227	106	198-5	563	8.3
Holup, Joe	71	1284	160-487	.329	204-253	.806	279	84	177-5	524	7.4
Hennessy, Larry	21	373	56-175	.320	23-32	.719	45	27	28-0	135	6.4
Seymour, Paul	65	1235	143-442	.324	101-123	.821	130	193	91-0	387	6.0
Hopkins, Bob	62	764	130-343	.379	94-126	.746	233	22	106-0	354	5.7
Schafer, Bob	11	167	19-66	.288	11-13	.846	11	15	16-0	49	4.5
Tucker, Jim	9	110	17-44	.386	0-1	.000	20	2	26-0	34	3.8
Savage, Don	5	55	6-19	.316	6-7	.857	7	2	7-0	18	3.6
Ray, Jim	4	43	2-11	.182	3-5	.600	5	3	4-0	7	1.8
Able, Forest	1	1	0-2	.000	0-0	.000	1	1	1-0	0	0.0
NATIONALS	72	—	2550-6915	.369	2075-2613	.794	4350	1282	1809-34	7175	99.7
OPPONENTS	72	—	—	—	—	—	—	—	—	7277	101.1

* Palazzi played with Boston and Syracuse

1956-1957 GAME-BY-GAME RESULTS

DATE	W/L	NATS	OPP	TEAM	DATE	W/L	NATS	OPP	TEAM
10/27	W	109	103	**vs. Philadelphia	01/30	W	119	116	at Boston
10/28	W	91	75	Rochester	01/31	W	105	104	Boston
11/03	W	75	73	at St. Louis	02/02	L	100	107	at Philadelphia
11/04	L	76	78	St. Louis	02/03	W	104	95	Ft. Wayne
11/10	L	76	90	at Rochester	02/05	L	101	105	vs. Boston
11/11	L	83	94	Boston	02/06	L	100	119	vs. New York
11/15	L	96	103	Minneapolis	02/07	W	112	110	St. Louis
11/17	L	96	109	at Philadelphia	02/09	W	101	89	at New York
11/18	W	99	97	Philadelphia	02/10	W	102	100	New York
11/20	L	81	104	at St. Louis	02/11	L	101	107	at St. Louis
11/22	L	78	111	at Minneapolis	02/14	L	95	104	Rochester
11/24	L	99	114	at Boston	02/17	W	116	106	Boston
11/27	L	82	90	vs. Rochester	02/21	W	92	86	Philadelphia
11/29	L	87	92	Ft. Wayne	02/23	W	103	101	at Minneapolis
12/01	L	100	117	at New York	02/24	W	109	93	Rochester
12/02	W	110	100	New York	02/25	L	102	108	at Ft. Wayne
12/04	W	97	96	*at Fort Wayne	02/26	W	120	108	at Minneapolis
12/06	L	92	104	at Ft. Wayne	02/27	W	108	93	vs. St. Louis
12/07	L	97	105	vs. Ft. Wayne	02/28	W	123	112	Ft. Wayne
12/09	W	116	110	Boston	03/02	L	85	98	at Philadelphia
12/15	L	108	117	Philadelphia	03/03	W	112	86	Philadelphia
12/16	W	101	91	St. Louis	03/05	W	99	92	at New York
12/23	W	107	97	Minneapolis	03/06	L	93	100	New York
12/25	L	93	98	at Rochester	03/07	L	94	99	vs. New York
12/27	L	95	102	at St. Louis	03/09	W	104	102	Boston
12/29	W	104	103	*at Philadelphia	03/10	W	94	92	at Boston
12/30	L	92	105	at Boston	03/13	L	81	114	at Ft. Wayne
01/01	W	106	102	New York					
01/03	L	111	126	at New York					
01/04	W	116	106	vs. Boston					
01/06	W	128	123	Philadelphia					
01/09	L	86	93	at Minneapolis					
01/10	L	110	118	Minneapolis					
01/12	W	97	88	at Rochester					
01/13	W	91	85	Rochester					
01/17	W	108	103	at Philadelphia					
01/18	L	94	96	vs. Philadelphia					
01/19	L	96	104	St. Louis					
01/20	W	101	98	Ft. Wayne					
01/22	L	88	90	at New York					
01/23	L	108	140	at Boston					
01/24	W	115	97	New York					
01/26	W	99	95	at Rochester					
01/27	W	94	93	Minneapolis					
01/28	W	112	96	vs. Minneapolis					

* denotes overtime
** denotes double-overtime



1957-1958 SEASON STATISTICS

RECORD: 41-31 (.569) HOME: 26-5 AWAY: 9-21 NEUTRAL: 6-5 2ND EASTERN DIVISION

PLAYER	G	MIN	FG-FGA	PCT	FT-FTA	PCT	REB	AST	PF-DQ	PTS	AVG
Schayes	72	2918	581-1458	.398	629-696	.904	1022	224	244-6	1791	24.9
Kerr	72	2384	407-1020	.399	280-422	.664	963	88	197-4	1094	15.2
Conlin	60	1871	343-877	.391	215-270	.796	436	133	168-2	901	15.0
Costello	72	2746	378-888	.426	320-378	.847	378	317	246-3	1076	14.9
Palazzi	67	1001	228-579	.394	123-171	.719	243	42	125-0	579	8.6
Bianchi	69	1421	215-625	.344	140-205	.683	221	114	188-4	570	8.3
Hopkins	69	1224	221-554	.399	123-161	.764	392	45	162-5	565	8.2
Harrison	72	1799	210-604	.348	97-122	.795	166	169	200-1	517	7.2
Lloyd	61	1045	119-359	.331	79-106	.745	287	60	179-3	317	5.2
Holup*	53	740	91-278	.327	71-94	.755	221	36	99-2	253	4.8
Seymour	64	763	107-315	.340	53-63	.841	107	93	88-0	267	4.2
NATIONALS	72	—	2823-7336	.385	2075-2617	.793	4895	1298	1820-28	7721	107.2
OPPONENTS	72	—	—	—	—	—	—	—	—	7564	105.1

* Holup played with Syracuse (16 games) and Detroit (37 games)

1957-1958 GAME-BY-GAME RESULTS

DATE	W/L	NATS	OPP	TEAM	DATE	W/L	NATS	OPP	TEAM
10/25	W	103	85	Philadelphia	01/23	W	101	88	at Philadelphia
10/26	L	100	110	at Cincinnati	01/25	W	112	100	Boston
11/01	W	113	100	Minneapolis	01/26	L	95	118	at Boston
11/02	L	83	107	at Boston	01/28	W	110	102	at New York
11/03	L	95	113	vs. Boston	01/30	L	83	87	vs. Detroit
11/05	L	101	115	at St. Louis	02/01	W	97	91	at Minneapolis
11/08	L	99	104	New York	02/02	W	102	100	at St. Louis
11/14	W	97	94	at Philadelphia	02/04	L	113	118	at Detroit
11/15	W	91	86	St. Louis	02/07	W	105	102	vs. New York
11/16	L	101	118	at St. Louis	02/08	L	102	103	St. Louis
11/17	W	110	98	at Minneapolis	02/09	W	123	98	Boston
11/22	L	98	102	Cincinnati	02/11	W	84	76	vs. Boston
11/23	W	119	115	at New York	02/12	L	101	119	at Boston
11/27	W	92	87	Philadelphia	02/13	W	108	98	Philadelphia
11/28	L	98	102	at Philadelphia	02/16	W	113	105	Cincinnati
11/30	L	112	118	at Boston	02/18	L	98	120	at Detroit
12/01	W	118	109	Boston	02/19	W	116	110	New York
12/03	W	119	96	vs. Philadelphia	02/20	L	97	110	vs. Philadelphia
12/06	W	118	91	Detroit	02/22	L	112	115	at New York
12/07	L	113	121	at Minneapolis	02/23	W	101	92	St. Louis
12/10	W	114	104	vs. Minneapolis	02/26	W	119	90	Minneapolis
12/11	L	95	110	at Minneapolis	02/27	L	91	97	at Philadelphia
12/14	W	104	100	vs. Cincinnati	03/02	L	100	107	Boston
12/15	W	109	83	Cincinnati	03/05	W	102	91	New York
12/17	L	117	123	at New York	03/07	L	100	102	at St. Louis
12/20	W	122	113	at Cincinnati	03/09	W	111	90	Detroit
12/21	L	136	146	vs. St. Louis	03/12	W	110	99	Philadelphia
12/22	W	119	93	Detroit					
12/25	W	134	130	*New York					
12/26	W	104	100	vs. Cincinnati					
12/28	L	111	117	at Detroit					
12/29	W	105	97	Philadelphia					
01/01	W	120	109	Minneapolis					
01/02	L	98	131	vs. New York					
01/04	W	115	106	Boston					
01/05	W	111	96	at Philadelphia					
01/08	L	107	109	at Detroit					
01/09	W	127	122	Minneapolis					
01/11	L	100	105	at Cincinnati					
01/12	W	135	109	Detroit					
01/16	W	112	96	St. Louis					
01/17	L	99	120	at Boston					
01/18	L	120	123	at New York					
01/19	W	112	108	New York					
01/22	L	109	115	Cincinnati					

* denotes overtime

YEAR-BY-YEAR

1958-1959 SEASON STATISTICS

RECORD: 35-37 (.486)	HOME: 19-12	AWAY: 12-17	NEUTRAL: 4-8	3RD EASTERN DIVISION
-----------------------------	--------------------	--------------------	---------------------	-----------------------------

PLAYER	G	MIN	FG-FGA	PCT	FT-FTA	PCT	REB	AST	PF-DQ	PTS	AVG
Schayes	72	2645	504-1304	.387	526-609	.864	962	178	280-9	1534	21.3
Yardley*	61	1839	446-1042	.428	317-407	.779	431	65	159-2	1209	19.8
Kerr	72	2671	502-1139	.441	281-367	.766	1008	142	183-1	1285	17.8
Costello	70	2750	414-948	.437	280-349	.802	365	379	263-7	1108	15.8
Conlin**	72	1955	329-891	.369	197-274	.719	394	132	188-6	855	11.9
Greer	68	1625	308-679	.454	137-176	.778	196	101	189-1	753	11.1
Bianchi	72	1779	285-756	.377	149-206	.723	199	159	260-8	719	10.0
Hopkins	67	1518	246-611	.403	176-234	.752	436	67	181-5	668	10.0
Palazzi	71	1053	240-612	.392	115-158	.728	266	67	174-5	595	8.4
Dempsey***	57	694	92-215	.428	81-106	.764	160	68	95-0	265	4.6
Dierking, Connie	64	726	105-260	.404	83-140	.593	233	34	148-2	293	4.6
Seymour	21	266	32-98	.327	26-29	.897	39	36	25-0	90	4.3
Kearns	1	7	1-1	1.000	0-0	.000	0	0	1-0	2	2.0
NATIONALS	72	—	3050-7490	.407	2046-2642	.774	4900	1340	1961-44	8146	113.1
OPPONENTS	72	—	—	—	—	—	—	—	—	7855	109.1

* Yardley played with Detroit (46 games) and Syracuse (15 games)

** Conlin played with Detroit (15 games) and Syracuse (57 games)

*** Dempsey played with Philadelphia (23 games) and Syracuse (34 games)

1958-1959 GAME-BY-GAME RESULTS

DATE	W/L	NATS	OPP	TEAM	DATE	W/L	NATS	OPP	TEAM
10/19	W	103	94	Detroit	01/27	W	121	107	at Detroit
10/25	L	109	110	Philadelphia	01/28	L	109	112	at Minneapolis
11/01	W	130	108	Cincinnati	01/29	W	117	91	vs. Minneapolis
11/05	L	115	117	Boston	01/31	L	117	119	vs. New York
11/08	W	103	98	at Philadelphia	02/01	L	137	139	*at Boston
11/09	W	101	97	Minneapolis	02/03	L	114	115	at New York
11/12	W	116	115	at Cincinnati	02/04	L	11	113	St. Louis
11/14	W	111	109	at Detroit	02/05	L	98	111	vs. New York
11/15	L	92	96	New York	02/06	W	122	103	vs. Detroit
11/18	W	120	94	at St. Louis	02/08	W	113	104	New York
11/20	L	102	121	at Minneapolis	02/09	L	94	99	vs. St. Louis
11/22	L	99	114	at New York	02/11	L	114	118	*Detroit
11/23	L	107	110	at Philadelphia	02/14	L	121	124	at Boston
11/26	L	107	112	St. Louis	02/15	W	121	101	Philadelphia
11/27	L	98	107	at St. Louis	02/19	W	113	105	Boston
11/28	L	93	101	at Detroit	02/21	L	112	113	at Philadelphia
11/29	L	105	108	Minneapolis	02/22	W	139	108	Detroit
12/04	L	114	116	vs. Boston	02/24	L	109	113	vs. Cincinnati
12/06	W	101	92	at Boston	02/26	W	130	111	St. Louis
12/07	W	108	104	Boston	02/27	L	113	128	at St. Louis
12/09	W	106	90	vs. Philadelphia	03/01	W	140	115	New York
12/10	W	97	94	at Cincinnati	03/03	W	127	120	at New York
12/11	W	101	99	*at Minneapolis	03/04	L	114	120	at Boston
12/13	W	115	110	Philadelphia	03/05	W	142	118	Boston
12/14	W	101	95	at Detroit	03/06	L	114	118	vs. Philadelphia
12/16	L	104	108	vs. Boston	03/08	W	133	103	Philadelphia
12/20	L	120	121	*Cincinnati	03/11	L	130	132	*St. Louis
12/21	L	94	108	at New York					
12/27	L	102	106	New York					
12/29	L	105	107	at Boston					
12/30	L	113	118	vs. Minneapolis					
01/01	L	105	106	Minneapolis					
01/02	W	117	107	at Philadelphia					
01/04	W	118	94	Detroit					
01/06	L	108	118	at New York					
01/07	W	111	99	Philadelphia					
01/08	W	145	138	***at Cincinnati					
01/11	W	127	110	Cincinnati					
01/14	W	119	104	vs. Philadelphia					
01/15	W	111	105	Minneapolis					
01/16	L	89	102	at St. Louis					
01/18	L	118	120	New York					
01/21	W	134	112	Boston					
01/24	W	123	102	Cincinnati					
01/25	L	104	109	at Cincinnati					

* denotes overtime

*** denotes double-overtime



1959-1960 SEASON STATISTICS

RECORD: 45-30 (.600)

HOME: 26-4

AWAY: 11-19

NEUTRAL: 8-7

3RD EASTERN DIVISION

PLAYER	G	MIN	FG-FGA	PCT	FT-FTA	PCT	REB	AST	PF-DQ	PTS	AVG
Schayes	75	2741	578-1440	.401	533-597	.893	959	256	263-10	1689	22.5
Yardley	73	2402	546-1205	.453	381-467	.816	579	122	227-3	1473	20.2
Kerr	75	2372	436-1111	.392	233-310	.752	913	167	207-4	1105	14.7
Costello	71	2469	372-822	.453	249-289	.862	388	449	234-4	993	14.0
Greer	70	1979	388-815	.476	148-189	.783	303	188	208-4	924	13.2
Barnett	57	1235	289-701	.412	128-180	.711	155	160	98-0	706	12.4
Selvy*	62	1308	205-521	.393	153-208	.736	175	111	101-1	563	9.1
Hopkins	75	1616	257-660	.389	136-174	.782	465	55	193-4	650	8.7
Bianchi	69	1256	211-576	.366	109-155	.703	179	169	231-5	531	7.7
Dierking	71	1119	192-526	.365	108-188	.574	456	54	168-4	492	6.9
Cable*	57	715	109-290	.376	44-67	.657	225	39	93-1	262	4.6
Palazzi	7	70	13-41	.317	4-8	.500	14	3	7-0	30	4.3
Ray	4	21	1-6	.167	0-0	.000	0	2	3-0	2	0.5
Seymour	4	7	0-4	.000	0-0	.000	1	0	1-0	0	0.0
NATIONALS	75	—	3406-8135	.419	2105-2687	.783	5404	1776	1940-39	8917	118.9
OPPONENTS	75	—	—	—	—	—	—	—	—	8730	116.4

* Selvy played with Minneapolis (43 games) and Syracuse (19 games)

** Cable played with Detroit (7 games) and Syracuse (50 games)

1959-1960 GAME-BY-GAME RESULTS

DATE	W/L	NATS	OPP	TEAM	DATE	W/L	NATS	OPP	TEAM
10/24	L	109	121	Boston	01/20	L	123	129	Philadelphia
10/28	L	102	117	at Detroit	01/23	L	121	130	at Boston
10/30	W	136	127	at Cincinnati	01/24	L	110	131	Boston
10/31	W	117	108	Minneapolis	01/26	L	114	121	vs. Detroit
11/04	L	113	124	at Philadelphia	01/27	W	144	108	at Detroit
11/07	L	101	103	vs. Cincinnati	01/29	W	119	112	at Minneapolis
11/08	W	118	107	Detroit	01/31	L	110	117	at St. Louis
11/12	W	113	104	at New York	02/02	W	119	102	at New York
11/14	W	116	108	New York	02/04	W	137	110	Philadelphia
11/17	W	121	116	vs. Cincinnati	02/05	L	100	124	at Boston
11/18	W	138	103	Boston	02/06	L	126	129	at Philadelphia
11/20	L	101	114	at Boston	02/07	W	135	112	Cincinnati
11/21	W	116	107	Philadelphia	02/09	W	117	111	vs. Cincinnati
11/22	L	103	114	vs. Philadelphia	02/10	W	110	109	vs. Minneapolis
11/24	W	120	107	at New York	02/11	W	116	109	New York
11/25	W	100	93	at Minneapolis	02/14	W	121	119	Minneapolis
11/26	L	95	112	at St. Louis	02/16	L	116	125	at New York
11/28	W	111	105	at Cincinnati	02/17	L	116	123	at Philadelphia
12/01	L	101	106	vs. St. Louis	02/18	W	136	122	Philadelphia
12/02	W	130	121	St. Louis	02/20	W	126	121	vs. New York
12/05	W	108	95	Minneapolis	02/21	W	122	120	Detroit
12/09	W	93	89	vs. Minneapolis	02/23	L	133	135	at Cincinnati
12/10	L	86	96	vs. Minneapolis	02/24	L	110	128	at Detroit
12/11	L	121	152	at New York	02/25	W	110	105	St. Louis
12/13	W	150	121	Philadelphia	02/27	W	114	111	New York
12/16	W	116	113	New York	03/01	W	124	121	at New York
12/19	L	112	120	at Detroit	03/03	W	149	108	Boston
12/20	L	127	132	Boston	03/05	W	132	115	New York
12/25	L	121	129	vs. Philadelphia	03/06	L	117	126	at Boston
12/26	W	117	104	St. Louis	03/09	W	137	126	Philadelphia
12/28	L	106	120	at St. Louis					
12/30	W	131	127	at Cincinnati					
01/01	W	109	98	at Minneapolis					
01/03	W	114	113	Boston					
01/04	L	120	127	at Boston					
01/05	W	145	143	*vs. Boston					
01/07	W	132	114	Cincinnati					
01/08	W	118	107	vs. Detroit					
01/09	L	112	119	at Philadelphia					
01/10	W	108	103	Detroit					
01/12	W	127	120	vs. Boston					
01/13	L	131	132	*vs. Philadelphia					
01/14	W	119	112	St. Louis					
01/15	L	140	141	*at St. Louis					
01/17	W	129	117	New York					

* denotes overtime

YEAR-BY-YEAR

1960-1961 SEASON STATISTICS

RECORD: 38-41 (.481)

HOME: 19-9

AWAY: 8-21

NEUTRAL: 11-11

3RD EASTERN DIVISION

PLAYER	G	MIN	FG-FGA	PCT	FT-FTA	PCT	REB	AST	PF-DQ	PTS	AVG
Schayes	79	3007	594-1595	.372	680-783	.868	960	296	296-9	1868	23.6
Greer	79	2763	623-1381	.451	305-394	.774	455	302	242-0	1551	19.6
Barnett	78	2070	540-1194	.452	240-337	.712	283	218	169-0	1320	16.9
Costello	75	2167	407-844	.482	270-338	.799	292	413	286-9	1084	14.5
Gambee	79	2090	397-947	.419	291-352	.827	581	101	276-6	1085	13.7
Kerr	79	2676	419-1056	.397	218-299	.729	951	199	230-4	1056	13.4
Cable	75	1642	266-574	.463	73-108	.676	469	85	246-1	605	8.1
Bianchi	52	667	118-342	.345	60-87	.690	105	93	137-5	296	5.7
Halbrook	79	1131	155-463	.335	76-140	.543	550	31	262-9	386	4.9
Roberts	68	800	130-351	.370	62-104	.596	243	43	125-0	322	4.7
Ramsey, Cal	2	27	2-11	.182	2-4	.500	7	3	7-0	6	3.0
Beck, Ernie *	10	82	10-29	.345	6-7	.857	23	15	10-0	26	2.6
NATIONALS	79	—	3654-8746	.418	2278-2948	.773	5726	1824	2279-43	9586	121.3
OPPONENTS	79	—	—	—	—	—	—	—	—	9416	119.2

* Beck played with St. Louis (7 games) and Syracuse (3 games)

1960-1961 GAME-BY-GAME RESULTS

DATE	W/L	NATS	OPP	TEAM	DATE	W/L	NATS	OPP	TEAM
10/22	L	123	133	Philadelphia	01/22	W	112	109	vs. Los Angeles
10/25	L	100	123	at St. Louis	01/24	L	107	116	at Los Angeles
10/27	L	140	143	*at Cincinnati	01/25	L	112	117	at Los Angeles
10/29	W	125	118	Los Angeles	01/27	W	138	126	at Cincinnati
11/05	L	110	112	at Los Angeles	01/29	L	108	125	at St. Louis
11/06	L	113	119	vs. Los Angeles	01/31	W	122	106	at New York
11/11	L	108	112	at New York	02/01	L	113	122	Philadelphia
11/12	W	128	117	New York	02/03	L	118	121	at Detroit
11/16	W	124	87	Cincinnati	02/04	L	104	111	vs. Detroit
11/17	W	106	105	at Philadelphia	02/05	W	129	115	Cincinnati
11/19	L	94	114	Boston	02/08	W	130	108	Boston
11/23	L	115	122	at Detroit	02/09	W	136	126	at Philadelphia
11/24	L	97	132	at St. Louis	02/11	W	141	111	vs. Detroit
11/26	L	110	129	at Boston	02/12	W	148	122	Detroit
11/29	W	129	105	vs. Cincinnati	02/15	L	127	129	*at New York
11/30	W	135	126	vs. St. Louis	02/16	W	132	120	New York
12/01	W	137	126	at Cincinnati	02/17	W	115	113	vs. Detroit
12/03	W	130	113	New York	02/18	W	129	110	vs. Philadelphia
12/06	L	107	113	vs. Philadelphia	02/19	L	106	116	Boston
12/07	W	142	134	at Boston	02/20	W	126	121	vs. Los Angeles
12/09	L	118	131	vs. St. Louis	02/21	W	123	118	vs. Detroit
12/10	W	117	107	at Detroit	02/23	W	144	116	St. Louis
12/11	W	132	121	Philadelphia	02/24	L	128	144	at Boston
12/13	W	107	105	vs. Cincinnati	02/26	W	126	110	New York
12/15	L	105	115	vs. Boston	03/01	W	149	128	Philadelphia
12/18	L	103	104	at St. Louis	03/02	L	110	114	vs. Los Angeles
12/20	L	112	122	at New York	03/03	L	116	123	vs. Philadelphia
12/25	W	162	100	New York	03/04	L	115	116	at Philadelphia
12/26	L	112	133	at St. Louis	03/05	L	114	125	Los Angeles
12/27	L	124	129	at Cincinnati	03/07	L	113	114	at New York
12/28	W	115	113	Los Angeles	03/08	L	127	136	at Boston
12/30	L	112	121	vs. Detroit	03/09	W	129	119	St. Louis
01/01	L	96	113	Boston	03/11	L	116	126	at Boston
01/02	L	125	126	vs. Cincinnati	03/12	L	134	136	*Boston
01/03	W	129	104	New York					
01/04	L	126	134	Cincinnati					
01/05	L	127	139	at Philadelphia					
01/07	L	117	120	vs. New York					
01/08	W	128	115	Detroit					
01/11	W	133	128	St. Louis					
01/12	L	118	124	*vs. Boston					
01/13	W	106	105	vs. New York					
01/15	W	116	113	Philadelphia					
01/18	W	129	118	vs. Philadelphia					
01/21	W	127	124	Boston					

* denotes overtime



1961-1962 SEASON STATISTICS

RECORD: 41-39 (.513)

HOME: 18-10

AWAY: 11-19

NEUTRAL: 12-10

3RD EASTERN DIVISION

PLAYER	G	MIN	FG-FGA	PCT	FT-FTA	PCT	REB	AST	PF-DQ	PTS	AVG
Greer	71	2705	644-1442	.447	331-404	.819	524	313	252-2	1619	22.8
Shaffer	75	2083	514-1180	.436	239-310	.771	511	99	266-6	1267	16.9
Gambee	80	2301	477-1126	.424	384-470	.817	631	114	275-10	1338	16.7
Kerr	80	2768	541-1220	.443	222-302	.735	1176	243	272-7	1304	16.3
Schayes	56	1480	268-751	.357	286-319	.897	439	120	167-4	822	14.7
Costello	63	1854	310-726	.427	247-295	.837	245	359	220-5	867	13.8
Bianchi	80	1925	336-847	.397	154-221	.697	281	263	232-5	826	10.3
Roberts	80	1642	243-619	.393	129-194	.665	538	50	230-4	615	7.7
Halbrook	64	908	152-422	.360	96-151	.636	399	33	179-7	400	6.3
Neumann	77	1265	172-401	.429	133-172	.773	194	176	203-3	477	6.2
Graboski*	38	468	77-221	.348	39-65	.600	154	28	62-0	193	5.1
Osborne	4	21	1-8	.125	3-4	.750	9	1	3-0	5	1.3
NATIONALS	80	—	3706-8885	.417	2246-2890	.777	5759	1791	2344-53	9568	119.6
OPPONENTS	80	—	—	—	—	—	—	—	—	9473	118.4

* Graboski played with St. Louis (3 games), Chicago (12 games) and Syracuse (23 games)

1961-1962 GAME-BY-GAME RESULTS

DATE	W/L	NATS	OPP	TEAM	DATE	W/L	NATS	OPP	TEAM
10/21	W	123	103	Chicago	01/18	W	118	111	vs. Chicago
10/26	L	107	110	vs. St. Louis	01/19	L	103	128	at Boston
10/27	W	126	122	at Philadelphia	01/20	L	101	107	Boston
10/28	L	113	119	Philadelphia	01/21	L	132	139	*vs. Philadelphia
10/29	L	132	139	at Cincinnati	01/23	L	107	115	at St. Louis
10/31	W	107	99	at St. Louis	01/24	L	102	111	at Detroit
11/03	L	94	106	St. Louis	01/25	L	100	101	vs. Detroit
11/04	L	107	127	at Boston	01/27	W	107	102	at Chicago
11/09	L	108	151	at Philadelphia	01/28	L	131	139	at Cincinnati
11/11	W	135	109	New York	01/31	W	138	109	New York
11/14	L	115	119	vs. Cincinnati	02/02	W	135	101	vs. St. Louis
11/15	W	114	102	vs. New York	02/03	W	134	112	Philadelphia
11/18	W	148	130	Philadelphia	02/04	L	117	128	at Philadelphia
11/22	L	109	110	vs. New York	02/06	W	127	123	vs. Chicago
11/23	W	117	99	vs. Cincinnati	02/08	W	122	110	Boston
11/24	L	125	127	Cincinnati	02/09	L	111	120	at New York
11/25	L	108	141	at St. Louis	02/11	W	132	116	Detroit
11/28	W	121	111	vs. Los Angeles	02/15	L	121	126	at Chicago
11/29	W	136	122	at Cincinnati	02/16	W	132	106	vs. Chicago
12/01	L	100	118	at New York	02/17	W	136	127	vs. Chicago
12/02	W	132	118	Chicago	02/18	W	141	126	New York
12/04	L	120	131	at Los Angeles	02/21	W	150	109	Philadelphia
12/05	L	120	125	vs. Los Angeles	02/22	L	106	134	vs. Boston
12/06	L	121	123	*at Los Angeles	02/23	L	107	121	at Boston
12/08	L	111	123	at Boston	02/24	W	120	117	vs. New York
12/09	L	102	106	Boston	02/25	L	106	110	Boston
12/12	W	126	124	at New York	02/27	W	130	120	at New York
12/13	L	126	136	Cincinnati	03/01	W	137	108	Cincinnati
12/14	L	125	136	at Philadelphia	03/03	W	128	114	at Detroit
12/16	W	128	123	vs. Los Angeles	03/04	L	115	124	Los Angeles
12/19	W	124	111	vs. Detroit	03/07	W	129	126	St. Louis
12/25	L	122	127	Boston	03/10	W	128	111	Detroit
12/26	L	111	118	vs. Philadelphia	03/11	W	149	130	Philadelphia
12/27	L	111	119	vs. Los Angeles	03/13	L	110	142	at Boston
12/28	L	114	121	Los Angeles	03/14	L	102	105	at Detroit
12/30	W	109	108	Detroit					
01/01	W	110	106	at Cincinnati					
01/02	W	127	102	at Chicago					
01/05	L	135	138	*vs. Detroit					
01/06	W	120	102	Chicago					
01/07	W	123	116	at New York					
01/09	W	129	120	at Philadelphia					
01/10	W	134	122	St. Louis					
01/13	W	127	117	vs. Boston					
01/14	W	141	118	New York					

* denotes overtime

YEAR-BY-YEAR

1962-1963 SEASON STATISTICS

RECORD: 45-30 (.600)

HOME: 26-4

AWAY: 11-19

NEUTRAL: 12-8

2ND EASTERN DIVISION

PLAYER	G	MIN	FG-FGA	PCT	FT-FTA	PCT	REB	AST	PF-DQ	PTS	AVG
Greer, Hal	80	2631	600-1293	.464	362-434	.834	457	275	286-4	1562	19.5
Shaffer, Lee	80	2392	597-1393	.429	294-375	.784	524	97	249-5	1488	18.6
Kerr, Red	80	2561	507-1069	.474	241-320	.753	1039	214	208-3	1255	15.7
Walker, Chet	78	1992	352-751	.469	253-362	.699	561	83	220-3	957	12.3
Gambee, Dave	60	1234	235-537	.438	199-238	.836	289	48	190-2	669	11.2
Costello, Larry	78	2066	285-660	.432	288-327	.881	237	334	263-4	858	11.0
Schayes, Dolph	66	1438	223-575	.388	181-206	.879	375	175	177-2	627	9.5
Chappell, Len	80	1241	281-604	.465	148-238	.622	461	56	171-1	710	8.9
Bianchi, Al	61	1159	202-476	.424	120-164	.732	134	170	165-2	524	8.6
Neumann, Paul	80	1581	237-503	.471	181-222	.815	200	227	221-5	655	8.2
Roberts, Joe	33	466	73-196	.372	35-51	.686	155	16	66-1	181	5.5
Warley, Ben	26	206	50-111	.450	25-35	.714	86	4	42-1	125	4.8
Meriwether, Porter	31	268	48-122	.393	23-33	.697	29	43	19-0	119	3.8
NATIONALS	80	—	3690-8300	.445	2350-3005	.782	5511	1842	2179-33	9730	121.6
OPPONENTS	80	—	—	—	—	—	—	—	—	9247	115.6

* Beck played with St. Louis (7 games) and Syracuse (3 games)

1962-1963 GAME-BY-GAME RESULTS

DATE	W/L	NATS	OPP	TEAM	DATE	W/L	NATS	OPP	TEAM
10/20	W	108	102	Los Angeles	01/23	L	94	104	at Chicago
10/23	W	123	119	at New York	01/25	L	114	122	vs. Los Angeles
10/26	W	130	112	Chicago	01/26	W	116	110	at San Francisco
10/27	L	98	118	at Boston	01/27	W	119	110	at San Francisco
10/31	W	126	108	vs. St. Louis	01/29	L	105	123	at St. Louis
11/03	W	130	111	Cincinnati	01/31	W	112	100	St. Louis
11/09	W	101	93	St. Louis	02/01	W	125	111	at Boston
11/14	L	120	125	at Cincinnati	02/02	W	117	113	vs. Cincinnati
11/15	W	120	98	vs. Los Angeles	02/03	L	115	125	Cincinnati
11/16	W	113	105	Boston	02/05	W	120	100	at New York
11/17	L	107	113	at St. Louis	02/06	W	126	109	Boston
11/18	W	110	107	vs. Chicago	02/08	W	162	135	at Detroit
11/21	W	122	120	at Detroit	02/09	W	122	116	vs. New York
11/22	W	130	120	vs. Boston	02/10	W	139	115	San Francisco
11/23	L	110	116	at New York	02/12	L	100	128	at St. Louis
11/24	W	137	126	New York	02/13	L	122	124	vs. Cincinnati
11/27	L	105	120	at St. Louis	02/14	W	136	117	Chicago
11/29	W	112	85	at Chicago	02/15	L	114	123	vs. Boston
11/30	L	117	130	at Cincinnati	02/17	W	143	124	Detroit
12/01	L	110	129	at Boston	02/19	W	118	110	vs. Chicago
12/04	L	129	130	vs. Detroit	02/20	W	128	109	Cincinnati
12/07	W	149	129	vs. Chicago	02/21	L	91	108	at Chicago
12/08	W	102	97	Boston	02/22	L	117	126	at Detroit
12/09	W	117	114	vs. Los Angeles	02/24	W	143	126	New York
12/11	L	124	136	at San Francisco	02/27	W	122	111	Los Angeles
12/12	L	120	126	at Los Angeles	02/28	W	132	124	vs. New York
12/16	W	144	137	at San Francisco	03/02	W	152	128	Detroit
12/17	L	114	121	at Los Angeles	03/03	W	127	123	at Detroit
12/19	L	120	129	at Cincinnati	03/05	W	131	121	at New York
12/22	L	118	123	San Francisco	03/07	W	129	118	New York
12/25	W	123	111	at New York	03/10	W	163	148	San Francisco
12/27	W	128	92	New York	03/12	W	130	106	at Chicago
12/28	L	117	124	vs. San Francisco	03/13	L	114	128	at Cincinnati
12/29	L	123	132	Los Angeles	03/16	L	121	125	Boston
01/02	W	120	95	St. Louis	03/17	L	116	125	at Boston
01/03	L	115	123	vs. New York					
01/05	W	136	117	vs. Cincinnati					
01/06	W	114	102	Chicago					
01/08	W	119	116	vs. Cincinnati					
01/09	L	112	116	Cincinnati					
01/11	L	117	134	at Boston					
01/12	L	115	146	vs. Detroit					
01/13	W	148	114	Detroit					
01/19	W	149	148	*Boston					
01/22	L	93	113	vs. St. Louis					

* denotes overtime



1963-1964 SEASON STATISTICS

	RECORD 34-46 (.425)	HOME: 18-12	AWAY 12-22	NEUTRAL: 4-12	3RD EASTERN DIVISION						
PLAYER	G	MIN	FG-FGA	PCT	FT-FTA	PCT	REB	AST	PF-DQ	PTS	AVG
Greer	80	3157	715-1611	.444	435-525	.829	484	374	291-6	1865	23.3
Walker	76	2775	492-1118	.440	330-464	.711	784	124	232-3	1314	17.3
Kerr	80	2938	536-1250	.429	268-357	.751	1017	275	187-2	1340	16.8
Shaffer	41	1013	217-587	.370	102-133	.767	205	36	116-1	536	13.1
Costello	45	1137	191-408	.468	147-170	.865	105	167	150-3	529	11.8
Neumann	74	1973	324-732	.443	210-266	.789	246	291	211-1	858	11.6
Gambee	41	927	149-378	.394	151-185	.816	256	35	161-6	449	11.0
Warley	79	1740	215-494	.435	220-305	.721	619	71	274-5	650	8.2
Bianchi	78	1437	257-684	.376	109-141	.773	147	149	248-6	623	8.0
Dierking	76	1286	191-514	.372	114-169	.675	422	50	221-3	496	6.5
Schayes	24	350	44-143	.308	46-57	.807	110	48	76-3	134	5.6
Greenspan	20	280	32-90	.356	34-50	.680	72	11	54-0	98	4.9
White	23	196	31-105	.295	17-28	.607	42	12	28-0	79	3.4
Chappell	1	16	0-2	.000	1-1	1.000	4	0	2-0	1	1.0
76ERS	80	19225	3394-8116	.418	2184-2851	.766	4513	1643	2251-39	8972	112.2
OPPONENTS	80	19217	3590-8138	.441	2143-2969	.722	5328	1844	2237-36	9323	116.5

1963-1964 GAME-BY-GAME RESULTS

DATE	W/L	PHI	OPP	TEAM	DATE	W/L	PHI	OPP	TEAM
10/16	W	117	115	at Detroit	01/24	W	134	111	Cincinnati
10/19	L	121	124	Detroit	01/25	W	131	129	at New York
10/25	L	112	136	New York	01/26	L	120	131	Baltimore
10/26	L	101	109	at New York	01/28	L	117	139	San Francisco
10/30	W	111	108	at Baltimore	01/29	W	102	97	L.A. at Boston
11/01	L	102	119	Boston	01/31	L	97	114	at Boston
11/02	L	99	128	at St. Louis	02/01	L	111	119	Boston
11/03	L	93	95	Cincinnati at Dayton	02/06	W	128	117	New York
11/06	L	101	119	at Detroit	02/07	L	114	126	at Cincinnati
11/08	W	108	106	St. Louis	02/08	W	109	101	Los Angeles
11/09	L	100	116	at Baltimore	02/09	L	109	120	at Boston
11/12	W	106	102	*San Francisco	02/12	L	115	121	at Baltimore
11/15	W	99	97	Los Angeles	02/14	W	130	123	Detroit
11/20	W	118	101	New York	02/15	L	110	118	at St. Louis
11/26	W	115	113	Baltimore	02/16	L	97	114	at Cincinnati
11/28	L	110	125	Cincinnati	02/18	L	93	103	Boston at Pitt.
11/29	L	78	112	Boston at Prov.	02/19	W	130	122	Baltimore
11/30	W	132	125	at New York	02/21	W	144	119	Boston
12/01	W	132	121	Detroit at Cleveland	02/23	W	114	105	at New York
12/05	L	103	106	St. Louis	02/25	L	107	115	St. Louis at NY
12/07	L	120	129	at St. Louis	02/26	W	130	122	at Detroit
12/08	W	126	116	at Cincinnati	02/28	L	132	134	Cincinnati at Scranton
12/10	L	103	113	St. Louis at N.Y.	02/29	L	114	117	Cincinnati
12/11	W	113	103	New York	03/01	L	93	108	at Boston
12/13	L	84	111	Boston	03/03	L	94	108	Boston at Syracuse
12/14	W	123	119	at New York	03/07	W	130	115	New York
12/18	L	96	116	at Los Angeles	03/08	L	108	140	at New York
12/20	W	114	112	at San Francisco	03/11	W	124	111	at St. Louis
12/21	L	113	126	at Los Angeles	03/12	L	111	128	at Cincinnati
12/22	L	104	118	at San Francisco	03/13	L	122	133	Detroit at Scranton
12/26	W	118	112	San Francisco	03/14	W	128	122	Baltimore at Yardley
12/27	W	119	107	Detroit at Hershey	03/15	L	95	120	at Los Angeles
12/28	W	114	100	Los Angeles	03/16	W	111	110	at San Francisco
01/03	W	132	110	Cincinnati	03/17	L	97	121	at Los Angeles
01/04	W	123	113	at Baltimore	03/18	L	85	89	at San Francisco
01/05	L	118	142	New York					
01/07	L	110	130	Cincinnati at Colum.					
01/08	L	110	126	Cincinnati at Syra.					
01/09	W	122	115	St. Louis					
01/11	W	115	108	Boston					
01/12	L	112	123	at Boston					
01/17	L	91	112	San Francisco					
01/18	L	111	115	L.A. at Syracuse					
01/21	L	121	124	Baltimore at NY					
01/22	L	116	124	at Baltimore					

* denotes overtime

YEAR-BY-YEAR

1964-1965 SEASON STATISTICS

	RECORD 40-40 (.500)	HOME: 13-12	AWAY 9-21	NEUTRAL: 18-7	3RD EASTERN DIVISION						
PLAYER	G	MIN	FG-FGA	PCT	FT-FTA	PCT	REB	AST	PF-DQ	PTS	AVG
Chamberlain	35	1558	427-808	.528	200-380	.526	780	133	70-0	1054	30.1
Greer	70	2600	539-1245	.433	335-413	.811	355	313	254-7	1413	20.2
Jackson	76	2590	419-1013	.414	288-404	.713	980	93	251-4	1126	14.8
Neumann	40	1100	213-434	.491	148-184	.804	102	139	119-1	574	14.4
Costello	64	1967	309-695	.445	243-277	.877	169	275	242-10	861	13.5
Walker	79	2187	377-936	.403	288-388	.742	528	132	200-2	1042	13.2
Gambee	80	1993	356-864	.412	299-368	.813	468	113	277-7	1011	12.6
Kerr	80	1810	264-714	.370	126-181	.696	551	197	132-1	654	8.2
Dierking	38	729	121-311	.389	54-83	.651	239	42	101-3	296	7.8
Bianchi	60	1116	175-486	.360	54-76	.711	95	140	178-10	404	6.7
Jones	23	359	47-153	.307	37-52	.712	57	40	46-2	131	5.7
Warley	64	900	94-253	.372	124-176	.705	277	53	170-6	312	4.9
Greenspan	5	49	8-13	.615	8-8	1.000	11	0	12-0	24	4.8
Courtin	24	317	42-103	.408	17-21	.810	22	22	44-0	101	4.2
76ERS	80	19275	3391-8028	.422	2221-3011	.738	4634	1692	2096-53	9003	112.5
OPPONENTS	80	19275	3487-8045	.433	2041-2818	.724	4859	1727	2155-39	9015	112.7

1964-1965 GAME-BY-GAME RESULTS

DATE	W/L	PHI	OPP	TEAM	DATE	W/L	PHI	OPP	TEAM
10/16	W	125	113	Detroit	01/21	W	111	102	San Francisco
10/22	L	135	138	*Baltimore	01/22	W	109	103	*Detroit at Boston
10/24	L	86	126	at St. Louis	01/23	W	104	100	Boston at Syracuse
10/25	L	107	109	at Cincinnati	01/26	L	105	107	Detroit at New York
10/27	W	100	81	St. Louis at N. Y.	01/27	L	98	115	at Boston
10/30	L	90	94	at New York	01/29	W	118	105	Boston
10/31	W	116	105	New York	01/31	W	127	122	Cincinnati
11/07	W	105	103	Cincinnati	02/02	W	119	105	St. Louis at N.Y.
11/10	L	99	110	San Francisco	02/03	W	116	95	New York at Boston
11/11	W	123	114	at Baltimore	02/04	W	123	119	St. Louis
11/12	W	110	109	Boston at New York	02/06	W	127	122	Cinc. at Syracuse
11/14	L	102	113	Boston	02/08	L	98	117	at Los Angeles
11/17	L	107	114	at St. Louis	02/09	W	132	114	San Francisco at SJ
11/18	L	111	124	at Detroit	02/10	W	110	99	at Los Angeles
11/20	L	115	118	St. Louis	02/11	L	100	106	at San Francisco
11/21	W	108	96	Boston at Prov.	02/13	L	106	108	at Cincinnati
11/25	W	124	93	New York at Boston	02/18	L	110	117	Los Angeles
11/26	W	128	117	San Francisco	02/20	W	111	92	New York at Detroit
11/27	L	112	133	at Cincinnati	02/21	W	107	106	at Baltimore
11/28	W	101	93	at Detroit	02/22	W	122	112	Baltimore at Wash.
11/29	W	97	94	at St. Louis	02/23	L	104	132	at New York
12/01	L	117	118	Los Angeles	02/24	L	104	106	at Detroit
12/04	W	119	106	Detroit	02/28	L	118	122	L.A. at Syracuse
12/05	W	125	108	Baltimore at Detroit	03/02	L	117	126	Los Angeles at NY
12/06	L	104	109	L.A. at Minn.	03/03	L	110	124	at St. Louis
12/08	W	102	97	Baltimore at NY	03/05	W	110	109	at Cincinnati
12/11	L	109	118	Boston	03/06	W	103	98	Boston
12/12	L	106	133	at New York	03/07	L	111	133	at Boston
12/13	W	121	115	New York at Syra.	03/09	L	122	124	*at New York
12/14	W	119	112	San Francisco at Pitt.	03/10	L	123	134	New York
12/16	L	120	140	at Baltimore	03/13	W	131	116	Detroit
12/18	L	111	117	at San Francisco	03/14	L	126	143	at Baltimore
12/19	W	140	113	at Los Angeles	03/16	L	107	115	San Francisco
12/20	W	113	111	at San Francisco	03/20	L	122	125	Cincinnati
12/23	L	117	135	at Los Angeles	03/21	W	127	105	Baltimore
12/26	L	125	135	Cincinnati					
12/30	W	117	115	Los Angeles					
01/06	W	121	102	S.F. at Syracuse					
01/08	L	107	114	Cincinnati at Dayton					
01/09	W	104	102	at St. Louis					
01/11	L	90	100	St. Louis at Tulsa					
01/14	L	126	138	Baltimore					
01/15	L	95	104	at Boston					
01/18	W	109	95	Detroit at Cleveland					
01/19	L	97	103	Detroit at Toledo					

* denotes overtime



1965-1966 SEASON STATISTICS

RECORD: 55-25 (.688) HOME: 22-3 AWAY: 20-17 NEUTRAL: 13-5 1ST EASTERN DIVISION

PLAYER	G	MIN	FG-FGA	PCT	FT-FTA	PCT	REB	AST	PF-DQ	PTS	AVG
Chamberlain	79	3737	1074-1990	.540	501-976	.513	1943	414	171-0	2649	33.5
Greer	80	3326	703-1580	.445	413-514	.804	473	384	315-6	1819	22.7
Walker	80	2603	443-982	.451	335-468	.716	636	201	238-3	1221	15.3
Cunningham	80	2134	431-1011	.426	281-443	.634	599	207	301-12	1143	14.3
Jones	80	2196	296-799	.370	128-172	.744	169	273	250-6	720	9.0
Jackson	79	1966	246-614	.401	158-214	.738	676	132	216-2	650	8.2
Gambee	72	1068	168-437	.384	159-187	.850	273	71	189-3	495	6.9
Bianchi	78	1312	214-560	.382	66-98	.673	134	134	232-4	494	6.3
Heyman	6	20	3-9	.333	4-5	.800	4	4	4-0	10	1.7
Ward	66	838	67-189	.354	39-60	.650	89	80	163-3	173	2.6
Warley	1	6	1-3	.333	0-0	---	2	0	1-0	2	2.0
Branson	5	14	1-6	.167	3-4	.750	9	1	4-0	5	1.0
Weiss	7	30	3-9	.333	0-0	---	7	4	10-0	6	0.9
76ERS	80	19250	3650-8189	.446	2087-3141	.664	5014	1905	2094-39	9387	117.3
OPPONENTS	80	19250	3449-8162	.423	2115-2872	.736	4786	1786	2101-42	9013	112.7

1965-1966 GAME-BY-GAME RESULTS

DATE	W/L	PHI	OPP	TEAM	DATE	W/L	PHI	OPP	TEAM
10/16	W	133	101	at Baltimore	01/21	W	109	98	New York
10/23	W	120	103	Detroit	01/23	W	104	98	at St. Louis
10/30	W	134	114	Cincinnati	01/24	W	110	107	St. Louis at Memphis
11/03	L	100	110	at Detroit	01/25	W	110	106	Los Angeles at N.Y.
11/04	L	119	121	San Francisco at NY	01/28	W	125	103	Cincinnati
11/05	W	133	115	San Francisco	01/30	W	117	98	Detroit
11/06	L	91	101	at Boston	02/02	L	89	96	St. Louis at Greens.
11/09	W	118	110	Los Angeles	02/05	L	113	120	at New York
11/11	W	109	101	S.F. at Boston	02/06	L	99	100	at Boston
11/12	W	123	114	Boston	02/07	W	132	125	Los Angeles
11/13	W	127	119	at New York	02/08	L	123	136	at New York
11/16	W	107	98	St. Louis at NY	02/09	W	108	91	at Detroit
11/17	L	115	131	at Cincinnati	02/11	W	113	94	Cincinnati
11/19	L	124	134	Baltimore	02/12	L	83	85	Boston at Syracuse
11/20	L	112	117	at Baltimore	02/14	W	149	123	Detroit at Charlotte
11/21	W	110	104	at Los Angeles	02/15	W	121	109	St. Louis at Pitt.
11/24	L	124	127	at Los Angeles	02/17	W	136	121	at Los Angeles
11/26	W	132	120	at San Francisco	02/19	W	123	119	at San Francisco
11/27	W	124	117	at San Francisco	02/21	L	107	113	Cincinnati at Dayton
11/30	L	108	129	Baltimore at NY	02/22	W	117	112	Detroit at New York
12/03	W	119	103	at Boston	02/23	L	115	119	at Baltimore
12/06	W	116	107	L.A. at Charlotte	02/25	W	130	124	New York
12/08	L	127	129	at Baltimore	02/26	W	114	98	Baltimore at NY
12/10	L	114	116	Detroit	03/01	L	100	102	at Cincinnati
12/11	W	135	132	*Cincinnati at Syra.	03/03	W	135	125	San Francisco
12/14	L	109	112	at Cincinnati	03/04	W	107	103	at Cincinnati
12/15	W	122	108	at Los Angeles	03/05	W	102	85	Boston
12/17	W	127	117	at Los Angeles	03/06	W	113	110	at Boston
12/18	W	120	116	*at San Francisco	03/08	W	112	106	St. Louis at N.Y.
12/20	L	118	124	at San Francisco	03/09	W	123	115	St. Louis
12/26	W	121	107	San Francisco	03/12	W	134	126	New York
12/28	W	102	93	Boston	03/13	W	115	113	at New York
12/29	W	113	112	at Detroit	03/17	W	115	106	New York
12/30	L	113	130	at St. Louis	03/19	W	127	121	Cincinnati
01/02	W	133	122	New York	03/20	W	108	104	at Baltimore
01/04	W	129	127	at New York					
01/06	W	133	127	Baltimore at Syra.					
01/07	L	120	126	Los Angeles					
01/08	L	105	115	at St. Louis					
01/09	W	127	117	at St. Louis					
01/12	L	111	129	at Detroit					
01/14	W	112	100	Boston					
01/16	L	122	137	at Boston					
01/18	W	128	117	Baltimore					
01/19	W	110	93	Detroit at Boston					

* denotes overtime

YEAR-BY-YEAR

1966-1967 SEASON STATISTICS

RECORD: 68-13 (.840) HOME: 28-2 AWAY: 27-9 NEUTRAL: 14-3 1ST EASTERN DIVISION

PLAYER	G	MIN	FG-FGA	PCT	FT-FTA	PCT	REB	AST	PF-DQ	PTS	AVG
Chamberlain	81	3682	785-1150	.683	386-875	.441	1957	630	143-0	1956	24.1
Greer	80	3086	699-1524	.459	367-466	.788	422	303	302-5	1765	22.1
Walker	81	2691	561-1150	.488	445-581	.766	660	188	232-4	1567	19.3
Cunningham	81	2168	556-1211	.459	383-558	.686	589	205	260-2	1495	18.5
Jones	81	2249	423-982	.431	223-266	.838	265	303	246-6	1069	13.2
Jackson	81	2377	386-882	.438	198-261	.759	724	114	276-6	970	12.0
Costello	49	976	130-293	.444	120-133	.902	103	140	141-2	380	7.8
Gambee	63	757	150-345	.435	107-125	.856	197	42	143-5	407	6.5
Melchionni	73	692	138-353	.391	39-60	.650	98	98	73-0	315	4.3
Guokas	69	808	79-203	.389	49-81	.605	83	105	82-0	207	3.0
Weiss	6	29	5-10	.500	2-5	.400	3	10	8-0	12	2.0
76ERS	81	19515	3912-8103	.483	2319-3411	.680	5101	2138	1906-30	10143	125.2
OPPONENTS	81	19515	3785-8929	.424	1808-2439	.741	4748	1878	2266-46	9378	115.8

1966-1967 GAME-BY-GAME RESULTS

DATE	W/L	PHI	OPP	TEAM	DATE	W/L	PHI	OPP	TEAM
10/15	W	128	112	New York	01/18	W	113	105	at Detroit
10/21	W	119	110	St. Louis	01/19	W	127	102	Chicago at Pitt.
10/22	W	141	112	at Baltimore	01/20	W	119	108	Los Angeles
10/25	W	130	110	Baltimore	01/23	W	112	105	St. Louis at Memphis
10/29	W	138	96	Boston	01/24	L	106	118	Boston
11/03	W	120	108	St. Louis at Pitt.	01/27	W	110	107	Cincinnati
11/04	W	134	129	San Francisco	01/29	L	108	114	at St. Louis
11/05	L	87	105	at Boston	02/01	L	133	143	at Los Angeles
11/08	W	118	100	Detroit at New York	02/02	L	120	137	S.F. at Oakland
11/11	W	126	113	Chicago	02/04	W	140	127	S.F. at Oakland
11/12	W	112	98	at Cincinnati	02/05	W	130	123	at Los Angeles
11/13	W	132	126	at Chicago	02/07	W	126	123	S.F. at Pitt.
11/15	W	113	109	at New York	02/08	W	118	106	at Cincinnati
11/16	W	117	108	New York	02/10	W	148	131	Los Angeles
11/18	W	145	120	Chicago at Boston	02/11	L	133	139	at Baltimore
11/19	W	134	110	Cincinnati	02/12	L	112	113	at Boston
11/23	L	106	111	at Cincinnati	02/13	W	131	123	Cincinnati
11/24	W	140	123	San Francisco	02/15	W	127	121	at Detroit
11/25	W	129	115	at Baltimore	02/17	W	127	118	Cincinnati at Cle.
11/26	W	131	123	Detroit	02/19	W	123	122	at St. Louis
11/29	W	137	116	St. Louis	02/24	W	149	118	Baltimore at Pitt.
11/30	W	128	119	at Detroit	02/28	W	127	107	Cincinnati at Syra.
12/02	W	138	130	Los Angeles	03/01	L	122	129	Chicago at Evans.
12/03	W	137	120	at Baltimore	03/02	W	136	128	San Francisco
12/06	W	129	119	Chicago	03/03	W	129	103	Detroit at Boston
12/07	W	117	103	at Chicago	03/05	W	131	106	Detroit
12/09	W	112	107	New York	03/06	W	119	117	Los Angeles at Pitt.
12/10	W	133	123	at St. Louis	03/08	W	115	113	*at Boston
12/11	L	103	117	at Boston	03/11	L	114	116	Boston
12/13	W	127	112	at New York	03/12	W	131	120	at New York
12/16	W	124	113	St. Louis	03/14	W	139	110	at San Francisco
12/17	W	120	105	Detroit at Syracuse	03/15	W	138	123	at Los Angeles
12/21	W	129	123	at Los Angeles	03/16	L	131	145	at San Francisco
12/22	W	116	114	at San Francisco	03/18	W	135	119	Baltimore
12/23	W	118	107	at Los Angeles	03/19	W	132	129	at Baltimore
12/26	W	134	118	Cincinnati					
12/28	W	113	108	Boston					
12/30	W	137	113	Detroit at Ft. Wayne					
01/03	W	148	142	*at New York					
01/04	W	136	115	Chicago					
01/05	L	104	112	New York at Pitt.					
01/06	W	121	115	*Baltimore					
01/08	W	117	108	at Chicago					
01/13	W	125	107	St. Louis					
01/15	W	110	95	at Boston					
01/17	W	119	111	New York					

* denotes overtime



1967-1968 SEASON STATISTICS

RECORD: 62-20 (.756) HOME: 27-8 AWAY: 25-12 NEUTRAL: 10-0 1ST EASTERN DIVISION

PLAYER	G	MIN	FG-FGA	PCT	FT-FTA	PCT	REB	AST	PF-DQ	PTS	AVG
Chamberlain	82	3836	819-1377	.595	354-932	.380	1952	702	160-0	1992	24.3
Greer	82	3263	777-1626	.478	422-549	.769	444	372	289-6	1976	24.1
Cunningham	74	2076	516-1178	.438	368-509	.723	562	187	260-3	1400	18.9
Walker	82	2623	539-1172	.460	387-533	.726	607	157	252-3	1465	17.9
Jones	77	2058	413-1040	.397	159-202	.787	219	245	225-5	985	12.8
Jackson	82	2570	401-927	.433	166-231	.719	872	139	287-6	968	11.8
Green	35	367	69-150	.460	39-83	.470	122	21	51-0	177	5.1
Costello	28	492	67-148	.453	67-81	.827	51	68	62-0	201	7.2
Guokas	82	1612	190-393	.483	118-152	.776	185	191	172-0	498	6.1
Melchionni	71	758	146-336	.435	33-47	.702	104	105	75-0	325	4.6
Filipek	19	73	18-47	.383	7-14	.500	25	7	12-0	43	2.3
76ERS	82	19780	3965-8414	.471	2121-3338	.635	5154	2197	1851-23	10051	122.6
OPPONENTS	82	19780	3815-8857	.431	1716-2338	.734	4815	2051	2201-36	9346	114.0

1967-1968 GAME-BY-GAME RESULTS

DATE	W/L	PHI	OPP	TEAM	DATE	W/L	PHI	OPP	TEAM
10/18	W	103	87	Los Angeles	01/19	L	120	131	at San Francisco
10/21	W	116	111	Detroit	01/20	W	135	111	at Chicago
10/24	W	124	102	Detroit at New York	01/25	W	123	108	at Detroit
10/25	W	117	114	New York	01/26	W	123	113	Cincinnati
10/27	W	132	115	Seattle	01/28	L	103	115	at Boston
10/28	L	95	104	at Boston	01/30	W	125	118	Boston
11/01	W	136	111	Baltimore	02/02	W	131	121	Detroit
11/04	W	117	110	San Francisco	02/03	W	133	121	at Baltimore
11/07	W	130	105	at San Diego	02/04	W	141	117	San Francisco
11/08	W	129	114	at San Diego	02/07	W	125	103	San Diego at Boston
11/10	L	104	123	at San Francisco	02/09	W	118	113	Chicago
11/11	W	115	111	at Los Angeles	02/10	L	97	115	at New York
11/14	W	122	102	Cincinnati	02/11	W	119	93	St. Louis at Miami
11/15	L	120	123	at Detroit	02/13	W	112	105	at San Francisco
11/17	W	125	117	St. Louis at Balt.	02/14	W	149	125	Seattle
11/18	L	111	116	Boston	02/16	W	124	108	at San Diego
11/22	L	113	115	at St. Louis	02/17	W	135	134	**at Los Angeles
11/23	W	128	117	San Diego	02/18	L	106	111	at San Diego
11/24	W	122	104	at Chicago	02/20	W	140	108	Seattle
11/25	L	114	119	Chicago	02/23	W	138	117	Detroit
11/28	W	110	108	at New York	02/25	W	126	119	at St. Louis
11/29	L	95	113	San Francisco	02/27	W	127	107	San Francisco
12/01	W	133	109	Seattle at Boston	03/03	W	133	127	at Boston
12/02	W	130	121	Baltimore	03/05	W	134	103	San Diego
12/05	L	122	128	*Los Angeles	03/06	L	106	108	at Cincinnati
12/06	W	108	107	at Cincinnati	03/07	W	125	117	Cincinnati at Clev.
12/08	W	117	109	New York	03/08	W	101	96	Boston
12/09	W	123	109	at Baltimore	03/10	W	119	108	at New York
12/12	W	118	107	Seattle at New York	03/12	W	139	115	Chicago at N.Y.
12/14	L	101	102	at Boston	03/13	L	120	130	New York
12/15	W	107	98	St. Louis	03/15	W	122	115	Baltimore
12/16	W	143	123	at Chicago	03/16	W	144	122	at Chicago
12/17	W	139	124	at Seattle	03/18	W	158	128	Los Angeles
12/20	W	160	122	at Seattle	03/19	L	130	131	*Cincinnati
12/25	W	108	105	at Baltimore	03/20	W	137	119	at Baltimore
12/26	W	126	121	Cincinnati					
12/27	W	114	105	at New York					
12/29	W	133	123	Boston					
12/30	W	122	107	Detroit at Syracuse					
01/03	L	115	129	New York					
01/05	W	125	113	Los Angeles					
01/06	W	107	96	at St. Louis					
01/07	L	118	134	at Cincinnati					
01/10	L	122	134	St. Louis					
01/12	W	133	116	Baltimore					
01/13	W	115	106	at Detroit					
01/17	L	116	125	at Los Angeles					

* denotes overtime

** denotes double-overtime

YEAR-BY-YEAR

1968-1969 SEASON STATISTICS

RECORD: 55-27 (.671)

HOME: 26-8

AWAY: 24-16

NEUTRAL: 5-3

2ND EASTERN DIVISION

PLAYER	G	MIN	FG-FGA	PCT	FT-FTA	PCT	REB	AST	PF-DQ	PTS	AVG
Cunningham	82	3345	739-1736	.426	556-754	.737	1050	287	329-10	2034	24.8
Greer	82	3311	732-1595	.459	432-543	.796	435	414	294-8	1896	23.1
Walker	82	2753	554-1145	.484	369-459	.804	640	144	244-0	1477	18.0
Jackson	25	840	145-332	.437	69-97	.711	286	54	102-3	359	14.4
Clark	82	2144	444-928	.478	219-314	.697	265	296	188-1	1107	13.5
Jones	81	2340	432-1005	.430	207-256	.809	251	292	280-5	1071	13.2
Imhoff	82	2360	279-593	.470	194-325	.597	792	218	310-12	752	9.2
Wilson	38	552	81-182	.445	60-84	.714	216	32	87-1	222	5.8
Green	74	795	146-282	.518	57-125	.456	330	47	110-1	349	4.7
Halimon	50	350	88-196	.449	10-32	.313	86	18	34-0	186	3.7
Guokas	72	838	92-216	.426	54-81	.667	94	104	121-1	238	3.3
Raymond	27	177	22-64	.344	11-17	.647	68	8	46-2	55	2.0
76ERS	82	19805	3754-8274	.454	2238-3087	.725	4513	1914	2145-44	9746	118.9
OPPONENTS	82	19805	3629-7972	.455	2074-2957	.701	4714	2030	2145-40	9332	113.8

1968-1969 GAME-BY-GAME RESULTS

DATE	W/L	PHI	OPP	TEAM	DATE	W/L	PHI	OPP	TEAM
10/18	W	114	96	Los Angeles (NBA)	01/26	W	119	115	at Atlanta
10/19	W	124	121	at Baltimore	01/28	L	88	121	at New York (NBA)
10/22	L	114	117	at New York (NBA)	01/29	W	119	96	Atlanta
10/25	L	122	132	at Detroit	01/30	L	115	116	Cincinnati at Syra.
10/26	W	122	118	Chicago	01/31	L	105	108	Baltimore
11/01	L	99	118	at Boston	02/01	W	112	104	Chicago
11/02	L	113	119	Cincinnati	02/04	L	116	125	at Phoenix
11/09	W	114	94	Seattle	02/05	W	119	115	at Seattle
11/11	W	127	117	Seattle at Boston	02/07	W	109	106	at L.A. (NBA)
11/15	W	116	115	at Atlanta	02/09	L	117	122	*at Boston
11/16	W	136	92	Milwaukee	02/11	W	129	112	Cincinnati at Clev.
11/19	W	126	110	Phoenix at N.Y.	02/14	L	111	127	San Francisco
11/22	W	121	110	Baltimore	02/16	W	127	102	Boston
11/23	W	120	105	at Cincinnati	02/18	W	125	113	at San Diego
11/24	L	128	135	*at San Diego	02/19	L	117	134	at San Francisco
11/26	W	126	119	at Phoenix	02/21	W	115	109	at Seattle
11/28	W	122	107	Los Angeles (NBA)	02/22	W	129	122	at San Francisco
11/30	L	113	117	*Boston	02/23	W	125	121	at L.A. (NBA)
12/04	W	110	99	San Diego	02/25	W	120	119	at Cincinnati
12/05	W	109	92	at Chicago	02/26	W	104	97	Phoenix
12/06	W	121	112	at Milwaukee	02/27	L	123	126	Detroit at Syracuse
12/07	W	140	106	Detroit	02/28	W	123	102	Milwaukee at Boston
12/08	W	122	117	Milwaukee at Syr.	03/02	W	126	112	at Detroit
12/10	L	120	132	San Diego at NY	03/03	W	143	132	at Milwaukee
12/11	W	143	123	Phoenix	03/04	L	113	114	at Chicago
12/14	W	137	91	San Francisco	03/06	L	99	138	at Atlanta
12/15	W	110	104	New York (NBA)	03/07	W	131	113	Chicago
12/17	W	145	128	at Phoenix	03/09	W	110	101	New York (NBA)
12/18	W	115	111	at Seattle	03/11	L	101	121	at New York (NBA)
12/20	W	116	109	at San Diego	03/12	L	117	126	Boston
12/21	L	94	109	at San Francisco	03/13	W	113	106	at Chicago
12/22	L	99	102	at L.A. (NBA)	03/15	W	122	120	Atlanta
12/25	L	109	110	at New York (NBA)	03/19	W	136	115	Seattle
12/26	W	125	120	Baltimore	03/22	W	116	108	at Baltimore
12/28	W	128	123	at Cincinnati	03/24	L	119	125	Cincinnati
12/31	W	128	107	at Milwaukee					
01/03	W	130	101	Los Angeles (NBA)					
01/04	L	112	117	at Baltimore					
01/05	W	126	119	Detroit					
01/07	L	114	117	at Detroit					
01/08	W	112	111	Atlanta					
01/11	L	101	111	Boston					
01/17	W	129	124	San Diego					
01/19	L	97	98	San Francisco					
01/22	W	140	137	**New York (NBA)					
01/24	W	120	111	at Boston					
01/25	W	124	106	Detroit					

* denotes overtime

** denotes double-overtime



1969-1970 SEASON STATISTICS

RECORD: 42-40 (.512) HOME: 22-16 AWAY: 16-22 NEUTRAL: 4-2 4TH EASTERN DIVISION

PLAYER	G	MIN	FG-FGA	PCT	FT-FTA	PCT	REB	AST	PF-DQ	PTS	AVG
Cunningham	81	3194	802-1710	.469	510-700	.729	1101	352	331-15	2114	26.1
Greer	80	3024	705-1551	.455	352-432	.815	376	405	300-8	1762	22.0
Clark	76	2772	594-1198	.496	311-396	.785	301	380	201-2	1499	19.7
Imhoff	79	2474	430-796	.540	215-331	.650	754	211	294-7	1075	13.6
Washington	79	2459	401-842	.476	204-273	.747	734	104	262-5	1006	12.7
Jones	78	1740	366-851	.430	190-226	.841	173	276	210-2	922	11.8
Hetzel	63	757	156-323	.483	71-85	.835	207	44	110-3	383	6.1
Guokas	80	1558	189-416	.454	106-149	.711	216	222	201-0	484	6.1
Jackson	37	583	71-181	.392	60-81	.741	198	50	80-0	202	5.5
Wilson	67	836	118-304	.388	122-172	.709	317	52	145-3	358	5.3
Ogden	47	357	82-172	.477	27-39	.692	86	31	62-2	191	4.1
Scholz	1	1	1-1	1.000	0-0	---	0	0	0-0	2	2.0
76ERS	82	19755	3915-8345	.469	2168-2884	.752	4463	2127	2196-47	9998	121.9
OPPONENTS	82	19755	3679-8183	.450	2360-3185	.741	4544	2097	2106-40	9718	118.5

1969-1970 GAME-BY-GAME RESULTS

DATE	W/L	PHI	OPP	TEAM	DATE	W/L	PHI	OPP	TEAM
10/17	W	131	126	Los Angeles (NBA)	01/16	W	127	105	San Francisco
10/18	W	134	123	at Cincinnati	01/18	W	141	116	Cincinnati
10/22	W	122	119	Phoenix	01/23	W	133	118	Baltimore
10/25	L	98	109	Cincinnati	01/24	L	111	112	at Baltimore
10/29	W	129	105	at Baltimore	01/25	W	159	131	San Diego
10/31	L	125	129	*Milwaukee	01/26	W	122	103	at Milwaukee
11/01	L	123	131	Boston	01/28	L	100	112	at Boston
11/04	W	113	109	Chicago at Balt.	01/30	L	100	104	New York (NBA)
11/05	L	130	139	Baltimore	02/01	L	112	113	Los Angeles (NBA)
11/07	L	128	134	**at Detroit	02/03	L	123	131	at Phoenix
11/08	L	117	125	Seattle	02/06	W	129	124	at San Diego
11/11	L	107	124	at Atlanta	02/07	W	115	111	at San Francisco
11/13	W	124	110	at Phoenix	02/08	L	117	118	at Seattle
11/15	L	136	146	at Seattle	02/10	L	131	139	Milwaukee
11/16	L	125	138	at Los Angeles (NBA)	02/13	L	106	151	New York (NBA)
11/18	L	119	127	at Chicago	02/14	L	114	116	at New York (NBA)
11/19	L	116	125	San Diego	02/15	W	159	125	Phoenix
11/21	L	94	98	New York (NBA)	02/19	W	133	114	Detroit at Syracuse
11/22	W	132	116	at Atlanta	02/20	L	119	126	at Chicago
11/26	W	135	114	at Boston	02/21	W	112	110	at Detroit
11/28	W	110	91	Detroit	02/22	L	116	136	at Cincinnati
11/29	W	129	111	at Milwaukee	02/25	W	122	105	Detroit
11/30	L	107	115	at Cincinnati	02/27	W	125	111	San Diego
12/02	L	114	122	Milwaukee	03/01	W	104	99	Baltimore
12/05	W	105	104	at Boston	03/03	L	116	127	at Milwaukee
12/06	W	120	102	Cincinnati	03/06	W	150	134	Boston
12/09	W	123	99	Los Angeles (NBA)	03/07	L	104	111	New York (NBA)
12/10	L	121	122	at Cincinnati	03/08	W	133	116	at New York (NBA)
12/12	W	125	111	Detroit	03/09	W	131	112	San Diego at Houston
12/13	W	100	93	at New York (NBA)	03/13	L	117	128	at Los Angeles (NBA)
12/14	W	126	121	Chicago	03/15	L	128	137	at San Diego
12/16	W	141	119	at Phoenix	03/17	L	125	128	Atlanta
12/19	L	116	123	at Seattle	03/18	W	119	113	at Baltimore
12/20	W	122	109	at San Francisco	03/20	L	112	138	Milwaukee
12/21	L	117	133	at Los Angeles (NBA)	03/22	W	132	112	San Francisco
12/25	L	113	121	at Baltimore					
12/26	W	141	121	San Francisco					
12/27	L	107	112	at Atlanta					
12/28	W	138	112	San Fran. at Syra.					
12/31	W	129	109	Chicago					
01/02	W	121	117	Atlanta					
01/04	W	130	120	Boston					
01/09	L	132	135	Seattle					
01/10	L	117	119	Phoenix at Balt.					
01/12	L	113	117	at Chicago					
01/13	W	136	105	Atlanta					
01/14	L	110	122	Seattle at Boston					

* denotes overtime

** denotes double-overtime

YEAR-BY-YEAR

1970-1971 SEASON STATISTICS

RECORD: 47-35 (.573)

HOME: 24-15

AWAY: 21-18

NEUTRAL: 2-2

2ND ATLANTIC DIVISION

PLAYER	G	MIN	FG-FGA	PCT	FT-FTA	PCT	REB	AST	PF-DQ	PTS	AVG
Cunningham	81-80	3090	702-1519	.462	455-620	.734	946	395	328-5	1859	23.0
Clark	82-82	3245	662-1334	.496	422-536	.787	391	440	217-2	1746	21.3
Greer	81-69	3060	591-1371	.431	326-405	.805	364	369	289-4	1508	18.6
Washington	78-70	2501	395-829	.476	259-340	.762	747	97	258-6	1049	13.4
Howell	82-6	1589	324-686	.472	230-315	.730	441	115	234-2	878	10.7
Jones	41-13	962	168-418	.402	79-101	.782	64	128	110-1	415	10.1
Awtrey	70-38	1292	200-421	.475	104-157	.662	430	89	211-7	504	7.2
Jackson	79-40	1774	199-529	.376	131-189	.693	568	148	211-3	529	6.7
Dierking	53-5	714	122-306	.399	61-89	.685	227	59	109-1	305	5.8
Foster	66-6	888	145-360	.403	72-103	.699	147	61	113-3	362	5.5
Crawford	36-1	449	74-175	.423	32-72	.444	69	54	59-0	180	5.0
Anderson	5-0	27	1-6	.167	5-7	.714	11	4	7-0	7	1.4
Ogden	27-0	133	24-66	.364	18-26	.692	20	17	21-0	66	2.4
Henry	6-0	26	1-6	.167	5-7	.714	11	0	1-0	7	1.2
Guokas	1-0	5	0-0	---	0-0	---	1	0	0-0	0	0.0
76ERS	82	19755	3608-8026	.450	2199-2967	.741	4437	1976	2168-34	9415	114.8
OPPONENTS	82	19755	3514-7806	.450	2260-3076	.735	4372	1970	2089-39	9288	113.3

1970-1971 GAME-BY-GAME RESULTS

DATE	W/L	PHI	OPP	TEAM	DATE	W/L	PHI	OPP	TEAM
10/14	W	110	107	Chicago	01/14	L	103	108	at Chicago
10/16	W	127	119	San Diego	01/15	W	99	96	Chicago
10/17	W	123	105	at Cincinnati	01/16	W	115	96	Cleveland
10/20	W	98	89	at Buffalo	01/17	W	106	105	at San Diego
10/21	L	117	141	Los Angeles	01/19	L	114	134	at Los Angeles
10/23	W	127	122	at Los Angeles	01/22	W	117	116	at Phoenix
10/24	L	111	116	at San Diego	01/24	W	145	119	at Seattle
10/28	W	111	108	at San Francisco	01/26	W	129	122	Atlanta
10/30	L	110	123	Baltimore	01/29	L	118	142	Milwaukee
10/31	L	102	133	Boston	01/30	W	106	105	at New York (NBA)
11/02	W	141	87	Cleveland	01/31	L	126	132	at Boston
11/04	L	113	115	at Boston	02/02	W	108	105	Boston
11/06	W	118	112	Atlanta	02/05	L	102	114	at Chicago
11/07	W	134	128	Seattle	02/06	W	118	109	at Cincinnati
11/10	L	104	109	at Atlanta	02/07	W	127	99	New York (NBA)
11/11	W	119	107	at Baltimore	02/12	L	109	118	at Detroit
11/13	W	119	111	Buffalo	02/14	L	103	112	Baltimore
11/14	L	94	126	at New York (NBA)	02/17	L	114	119	Milwaukee at NY
11/17	W	113	91	at Detroit	02/19	W	118	104	at Los Angeles
11/18	W	113	106	New York (NBA)	02/20	W	118	105	at Portland
11/20	L	112	120	Detroit	02/21	L	128	135	at Seattle
11/21	L	119	125	Phoenix	02/23	W	119	113	Portland
11/22	L	115	125	at Atlanta	02/26	L	94	108	Phoenix
11/24	L	96	104	San Francisco	02/28	W	131	121	Cincinnati
11/25	W	99	92	Buffalo at Boston	03/01	L	103	127	at Milwaukee
11/27	L	109	113	Cincinnati	03/02	L	103	111	San Diego
11/30	W	104	98	Baltimore	03/03	W	120	104	Portland at Boston
12/01	L	91	107	at Chicago	03/05	W	121	116	New York (NBA)
12/04	L	122	128	*at Milwaukee	03/06	W	121	115	Detroit
12/05	W	131	106	at Cincinnati	03/09	W	124	113	at Cleveland
12/08	L	104	107	Seattle	03/14	L	101	108	at Atlanta
12/11	L	101	102	San Francisco	03/16	L	125	130	Atlanta
12/12	L	101	118	at New York (NBA)	03/19	W	147	127	Cincinnati
12/15	W	122	98	San Diego	03/20	L	112	124	at Baltimore
12/17	W	125	117	at Seattle	03/21	W	120	108	Baltimore
12/19	W	108	99	at San Francisco					
12/20	W	134	132	*at Portland					
12/22	W	133	129	*at Phoenix					
12/25	W	105	100	Detroit					
12/27	L	101	114	at Cleveland					
12/29	W	124	113	at Buffalo					
12/30	W	119	107	Milwaukee					
01/02	L	120	125	Boston					
01/05	W	97	92	San Francisco					
01/08	L	117	123	Los Angeles					
01/09	W	123	112	Phoenix					
01/10	W	115	107	at Boston					

* denotes overtime



1971-1972 SEASON STATISTICS

RECORD: 30-52 (.366) HOME: 14-23 AWAY: 14-26 NEUTRAL: 2-3 3RD ATLANTIC DIVISION

PLAYER	G	MIN	FG-FGA	PCT	FT-FTA	PCT	REB	AST	PF-DQ	PTS	AVG
Clark	1-1	42	11-16	.688	7-11	.636	3	7	3-0	29	29.0
Cunningham	75-75	2900	658-1428	.461	428-601	.712	918	443	295-12	1744	23.3
Rule	60-53	1987	416-934	.445	203-292	.695	479	110	162-4	1035	17.3
Carter	77-49	2147	440-991	.444	179-284	.630	307	199	235-4	1059	13.8
Bridges	64-62	2210	328-645	.509	191-272	.702	861	158	219-5	847	13.2
Loughery	74-29	1729	337-792	.426	258-312	.827	178	188	208-3	932	12.6
Foster	74-14	1699	347-837	.415	185-243	.761	276	90	184-3	879	11.9
Greer	81-53	2410	389-866	.449	181-234	.774	271	316	268-10	959	11.8
Washington	17-11	545	68-156	.436	55-67	.821	135	25	59-3	191	11.2
Wohl	79-32	1628	243-567	.429	156-206	.757	150	228	229-2	642	8.1
Jackson	63-22	1083	137-346	.396	92-133	.692	309	88	141-1	366	5.8
Henry	43-1	421	68-156	.436	51-73	.699	137	8	42-0	187	4.3
Awtrye	58-7	794	98-222	.441	49-76	.645	248	51	141-3	245	4.2
Jones	6-0	41	6-18	.333	7-10	.700	6	2	3-0	19	3.2
Yates	24-1	144	31-83	.373	7-11	.636	40	7	14-0	69	2.9
76ERS	82	19780	3577-8057	.444	2049-2825	.735	4318	1920	2203-50	9203	112.2
OPPONENTS	82	19780	3614-7882	.459	2276-3063	.743	4427	2005	2059-33	9504	115.9

1971-1972 GAME-BY-GAME RESULTS

DATE	W/L	PHI	OPP	TEAM	DATE	W/L	PHI	OPP	TEAM
10/12	W	114	100	at Chicago	01/16	L	116	124	at Atlanta
10/14	W	105	94	at Houston	01/21	W	136	122	Portland at Hershey
10/16	W	104	102	at Atlanta	01/22	L	106	113	Golden State
10/20	W	100	93	Seattle	01/26	W	113	102	Cincinnati
10/23	L	88	110	Milwaukee	01/28	L	118	127	Milwaukee
10/24	W	111	93	at Cleveland	01/30	L	114	130	at Boston
10/27	W	120	106	Cleveland	02/02	W	119	104	Buffalo
10/29	L	135	137	**Phoenix	02/04	L	113	118	Detroit
10/30	W	108	101	at New York (NBA)	02/05	L	104	112	at New York (NBA)
11/03	L	100	124	at Cincinnati	02/06	L	107	109	New York (NBA)
11/06	W	101	96	Atlanta	02/08	L	108	120	at Phoenix
11/10	L	103	143	Los Angeles	02/10	L	112	121	at Golden State
11/12	W	115	101	Detroit	02/11	L	106	110	at Portland
11/13	L	105	111	at Baltimore	02/14	L	116	130	Houston
11/14	L	114	125	Milwaukee at NY	02/16	W	126	116	Cleveland
11/17	L	112	118	Houston	02/18	W	132	126	at Milwaukee
11/19	L	104	148	Chicago	02/19	L	105	121	Baltimore
11/21	L	117	127	at Seattle	02/21	L	101	102	at Baltimore
11/23	L	107	128	at Phoenix	02/22	L	88	119	at Chicago
11/24	L	108	109	at Houston	02/25	W	114	110	Atlanta at Hershey
11/25	W	112	111	at Golden State	03/01	W	108	99	Buffalo
11/27	W	116	93	Portland	03/03	L	81	94	Milwaukee
11/28	L	120	124	at Cleveland	03/04	L	115	118	*at New York (NBA)
12/01	W	102	98	Seattle	03/05	W	100	98	New York (NBA)
12/03	L	116	131	Los Angeles	03/07	L	97	114	at Los Angeles
12/04	L	109	126	at Atlanta	03/09	W	128	123	at Seattle
12/08	W	115	109	at Cincinnati	03/12	L	112	121	at Houston
12/10	L	106	113	*Cincinnati	03/14	L	105	108	at Buffalo
12/11	W	118	111	at Detroit	03/15	L	115	120	Boston
12/14	L	110	117	at Buffalo	03/17	L	111	127	Boston at Hershey
12/16	L	93	113	at Golden State	03/19	W	115	100	Seattle
12/17	L	126	127	at Portland	03/21	L	111	117	Atlanta
12/19	L	132	154	at Los Angeles	03/22	L	106	113	at Boston
12/21	L	119	124	at Phoenix	03/24	L	99	116	Chicago
12/25	L	114	117	Baltimore	03/25	L	115	116	Golden State
12/27	W	121	112	at Buffalo					
12/28	L	116	120	Boston					
12/29	L	102	103	Cleveland at Hershey					
12/31	L	119	131	at Boston					
01/02	W	148	119	at Cleveland					
01/04	W	131	127	at Detroit					
01/05	L	107	139	Chicago					
01/07	W	117	113	New York (NBA)					
01/08	W	130	119	Phoenix					
01/12	L	109	111	Buffalo					
01/14	L	121	135	Los Angeles					
01/15	W	131	121	at Detroit					

* denotes overtime
** denotes double-overtime

YEAR-BY-YEAR

1972-1973 SEASON STATISTICS

RECORD: 9-73 (110)

HOME: 5-26

AWAY: 2-35

NEUTRAL: 2-11

4TH ATLANTIC DIVISION

PLAYER	G	MIN	FG-FGA	PCT	FT-FTA	PCT	REB	AST	PF-DQ	PTS	AVG
Carter	81-75	2993	679-1614	.421	259-368	.704	485	349	252-8	1617	20.0
Block	48-48	1558	311-706	.441	236-302	.781	442	94	173-4	858	17.9
Van Arsdale	30-30	1029	195-496	.393	140-168	.833	185	62	101-1	530	17.7
Bridges	10-10	376	47-125	.376	46-65	.708	122	23	35-0	140	14.0
Loughery	32-21	955	169-427	.396	107-130	.823	113	148	104-0	445	13.9
Ellis	69-69	2444	410-929	.441	125-156	.801	714	136	186-2	945	13.7
Leaks	82-63	2530	377-933	.404	144-200	.720	677	95	191-5	898	11.0
Boyd	82-49	2351	362-923	.392	136-200	.680	210	301	184-1	860	10.5
Trapp	39-11	854	168-408	.412	83-112	.741	186	47	140-4	419	10.7
May	26-0	602	128-290	.441	53-62	.855	143	43	80-1	309	11.9
Halliburton	31-0	549	122-280	.436	50-66	.758	82	68	78-1	294	9.5
Greer	38-17	848	91-232	.392	32-39	.821	106	111	76-1	214	5.6
Sorenson	48-0	626	113-248	.456	59-79	.747	173	31	91-0	285	5.9
Schlueter	78-10	1136	166-317	.524	86-123	.699	354	103	166-0	418	5.4
Price	57-5	751	125-301	.415	38-47	.809	117	71	106-0	288	5.1
Awtry	3-2	37	3-7	.429	1-4	.250	14	2	8-0	7	2.3
Counts	7-0	47	5-16	.313	0-0	---	16	3	8-0	10	1.4
Green	5-0	32	0-11	.000	3-9	.333	3	0	3-0	3	0.6
Rule	3-0	12	0-1	.000	0-0	---	2	1	2-0	0	0.0
76ERS	82	19730	3471-8264	.420	1598-2130	.750	4174	1688	1984-28	8540	104.1
OPPONENTS	82	19730	3882-8215	.473	1767-2358	.749	4683	2239	1885-21	9531	116.2

1972-1973 GAME-BY-GAME RESULTS

DATE	W/L	PHI	OPP	TEAM	DATE	W/L	PHI	OPP	TEAM
10/10	L	89	95	at Chicago	01/15	L	108	135	at Kansas City
10/11	L	100	105	Seattle	01/16	L	92	108	at Milwaukee
10/13	L	101	104	Buffalo	01/17	L	105	122	Atlanta
10/17	L	114	122	at Buffalo	01/19	L	94	110	Baltimore at Hershey
10/21	L	88	111	at New York (NBA)	01/21	L	97	108	at Baltimore
10/23	L	85	105	at Boston	01/26	L	100	105	at Cleveland
10/25	L	108	113	Cleveland	01/28	L	96	101	Buffalo
10/28	L	92	96	Milwaukee	01/30	L	104	105	at Buffalo
10/31	L	116	126	at Cleveland	01/31	L	115	131	Golden State
11/01	L	104	108	Houston	02/02	L	104	114	at Detroit
11/03	L	101	114	Kansas City-Omaha	02/03	L	100	104	Boston
11/04	L	120	128	at Atlanta	02/04	L	115	123	at Boston
11/05	L	113	131	at Milwaukee	02/06	L	117	123	Houston at S.A.
11/08	L	107	125	at Kansas City	02/09	L	105	116	at Portland
11/10	L	106	125	New York (NBA)	02/10	L	121	126	at Phoenix
11/11	W	114	112	Houston at S.A.	02/11	L	90	108	at Los Angeles
11/12	L	108	119	at Phoenix	02/14	W	106	104	Milwaukee
11/16	L	106	128	at Golden State	02/16	W	119	106	Detroit
11/17	L	92	105	at Seattle	02/17	L	89	107	at New York (NBA)
11/19	L	95	135	at Los Angeles	02/18	W	114	98	New York (NBA)
11/24	L	96	105	Buffalo at Hershey	02/23	L	116	138	Houston at S.A.
11/25	L	106	117	Portland	02/25	W	115	111	Portland
11/28	W	101	94	at Buffalo	02/28	W	102	96	Baltimore
11/29	L	91	139	New York (NBA)	03/02	L	107	130	Atlanta
12/01	L	99	105	Boston	03/04	L	130	138	at Atlanta
12/02	L	120	131	at Boston	03/07	L	94	120	New York (NBA)
12/06	W	122	117	Kansas City-Omaha	03/09	L	84	104	Chicago at Hershey
12/07	L	102	117	Phoenix at Pitt.	03/10	L	96	106	Seattle
12/08	L	102	118	Chicago	03/11	L	93	97	Golden State at Pitt.
12/09	L	109	120	at New York (NBA)	03/14	L	114	120	Phoenix
12/12	L	102	123	at Baltimore	03/17	L	115	120	Baltimore
12/13	L	90	128	Los Angeles	03/18	L	118	129	at Baltimore
12/16	L	103	126	Buffalo	03/20	L	105	131	at Cleveland
12/20	L	113	141	at Detroit	03/21	L	109	112	Cleveland
12/22	L	103	116	at Houston	03/23	L	112	132	Houston
12/23	L	112	124	Atlanta at Pitt.	03/25	L	96	115	Detroit at Pitt.
12/27	L	120	121	Atlanta					
12/30	L	107	117	Boston at Prov.					
01/02	L	110	114	at Buffalo					
01/05	L	102	135	at Portland					
01/06	L	79	111	at Golden State					
01/07	W	85	82	at Seattle					
01/09	L	110	126	at Chicago					
01/10	L	96	120	Los Angeles					
01/12	L	109	113	**Cleveland at Pitt.					
01/13	L	95	111	Boston					

** denotes double-overtime



1973-1974 SEASON STATISTICS

RECORD: 25-57 (.305) HOME: 14-23 AWAY: 8-30 NEUTRAL: 2-4 4TH ATLANTIC DIVISION

PLAYER	G-GS	MIN	FG-FGA	PCT	FT-FTA	PCT	OFF	DEF	TOT	AST	PF-DQ	STL	BLK	PTS	AVG
Carter	78-78	3044	706-1641	.430	254-358	.709	82	289	371	443	276-4	113	23	1666	21.4
Van Arsdale	78-77	3041	614-1433	.428	298-350	.851	88	305	393	202	300-6	62	3	1526	19.6
Mix	82-82	2969	495-1042	.475	228-288	.792	305	559	864	152	305-9	212	37	1218	14.9
Jones	72-60	1876	263-622	.423	197-235	.838	71	113	184	230	116-0	85	18	723	10.0
Ellis	81-81	2831	326-722	.452	147-196	.750	292	598	890	189	224-2	86	87	799	9.9
Boyd	75-26	1818	286-712	.402	141-195	.723	16	77	93	249	173-1	60	9	713	9.5
Collins	25-0	436	72-194	.371	55-72	.764	7	39	46	40	65-1	13	2	199	8.0
Kimball	75-1	1592	216-456	.474	127-185	.686	185	367	552	73	199-1	49	23	559	7.5
May	56-5	812	152-367	.414	89-102	.873	25	111	136	63	137-0	25	8	393	7.0
Cannon	19-0	335	49-127	.386	19-28	.679	16	20	36	52	48-0	7	4	117	6.2
Bristow	55-0	643	108-270	.400	42-57	.737	68	99	167	92	68-1	29	1	258	4.7
Freeman	35-0	265	39-103	.379	28-41	.683	22	32	54	14	42-0	12	1	106	3.0
Rackley	9-0	68	5-13	.385	8-11	.727	5	17	22	0	11-0	3	4	18	2.0
76ERS	82	19730	3331-7702	.432	1633-2118	.771	1182	2626	3808	1799	1964-23	756	220	8295	101.2
OPPONENTS	82	19730	3600-7685	.468	1617-2066	.783	1311	3107	4418	1930	1991-23	755	446	8817	107.5

1973-1974 GAME-BY-GAME RESULTS

DATE	W/L	PHI	OPP	TEAM	DATE	W/L	PHI	OPP	TEAM
10/10	L	88	104	Houston	01/22	L	109	119	at Buffalo
10/13	L	106	111	Boston	01/25	L	97	112	at Boston
10/16	W	106	101	at Houston	01/26	L	98	122	at New York (NBA)
10/19	L	102	133	at Boston	02/01	L	105	106	Boston at Hershey
10/20	L	110	116	at Buffalo	02/02	L	89	105	Chicago
10/24	W	132	110	Portland	02/03	L	98	112	Buffalo at Toronto
10/26	L	92	98	Milwaukee	02/06	L	98	114	Buffalo
10/27	L	90	96	at New York (NBA)	02/08	W	104	84	Atlanta
10/28	L	99	119	at Capital	02/09	L	75	108	at Capital
11/03	L	84	112	Capital	02/10	W	95	94	Capital
11/07	W	122	115	Phoenix	02/11	W	116	95	at Atlanta
11/09	W	94	91	New York (NBA)	02/13	L	106	129	Buffalo
11/10	L	97	120	at Atlanta	02/15	W	92	89	Kansas City-Omaha
11/13	L	83	97	at Houston	02/17	L	107	118	Detroit
11/15	L	94	116	at Phoenix	02/20	L	98	115	at Houston
11/17	W	109	106	at Golden State	02/22	L	103	104	at Los Angeles
11/18	L	91	95	at Seattle	02/23	L	106	125	at Golden State
11/20	W	109	103	at Kansas City	02/24	L	105	115	at Seattle
11/21	W	103	90	at Kansas City	02/26	W	118	110	at Portland
11/23	L	106	111	Golden State	03/01	L	93	110	Cleveland
11/25	L	96	105	at Milwaukee	03/02	L	99	103	Buffalo
11/28	W	101	96	Chicago	03/06	W	112	99	Capital
11/30	L	110	112	at Cleveland	03/08	L	96	106	Golden State
12/01	W	108	106	*Houston	03/10	W	109	108	New York (NBA)
12/05	L	75	89	Cleveland	03/12	L	101	112	at Capital
12/06	L	98	103	at Chicago	03/13	L	100	121	Los Angeles
12/07	L	102	113	Kansas City-Omaha	03/15	W	108	101	Phoenix at Hershey
12/08	L	92	105	Milwaukee	03/16	L	127	146	Boston
12/12	L	93	100	Seattle	03/17	L	99	115	at Cleveland
12/14	W	96	93	at Detroit	03/19	L	94	103	at Chicago
12/15	L	89	99	Detroit	03/20	L	106	113	Portland
12/19	W	101	98	at Phoenix	03/22	L	106	107	Atlanta
12/21	L	107	116	at Los Angeles	03/23	W	97	89	at Detroit
12/22	L	105	110	at Portland	03/26	L	90	117	at New York (NBA)
12/26	L	118	145	at Atlanta	03/27	W	117	108	Boston
12/27	L	107	129	at Milwaukee					
12/29	L	92	112	at New York (NBA)					
12/31	L	97	106	at Boston					
01/02	L	99	101	Houston					
01/04	W	78	75	New York (NBA)					
01/05	L	102	108	*Boston at Prov.					
01/09	W	90	86	Cleveland					
01/11	W	121	100	Atlanta at Hershey					
01/12	L	101	108	Los Angeles					
01/13	L	94	96	at Cleveland					
01/18	L	104	116	Seattle					
01/20	W	129	112	Buffalo					

* denotes overtime

YEAR-BY-YEAR

1974-1975 SEASON STATISTICS

RECORD: 34-48 (.415)

HOME: 20-21

AWAY: 13-24

4TH ATLANTIC DIVISION

PLAYER	G-GS	MIN	FG-FGA	PCT	FT-FTA	PCT	OFF	DEF	TOT	AST	PF-DQ	STL	TO	BLK	PTS	AVG
Carter	77-75	3046	715-1598	.447	256-347	.738	73	267	340	336	257-5	82	-	20	1686	21.9
Cunningham	80-73	2859	609-1423	.428	345-444	.777	130	596	726	442	270-4	91	-	35	1563	19.5
Collins	81-76	2820	561-1150	.488	331-392	.844	104	211	315	213	291-6	108	-	17	1453	17.9
Mix	46-46	1748	280-582	.481	159-205	.776	155	345	500	99	175-6	79	-	21	719	15.6
Van Arsdale	9-6	273	49-116	.422	28-41	.683	7	22	29	16	26-0	13	-	0	126	14.0
Ellis	82-69	2183	287-623	.461	72-99	.727	195	387	582	117	178-1	44	-	55	646	7.9
Boyd	66-13	1362	205-495	.414	55-115	.478	16	73	89	161	134-0	43	-	4	465	7.0
Bristow	72-3	1101	163-393	.415	121-153	.791	111	143	254	99	101-0	25	-	2	447	6.2
Lee	71-35	2279	164-391	.419	87-138	.630	264	423	687	97	260-9	29	-	16	415	5.8
Smith	54-0	538	131-321	.408	21-21	1.000	14	16	30	47	45-0	20	-	3	283	5.2
Norman	12-0	72	23-44	.523	2-3	.667	3	9	12	4	9-0	3	-	1	48	4.0
Durrett	27-0	270	35-88	.398	20-32	.625	21	41	62	10	42-0	4	-	4	90	3.3
Tschogl	39-14	623	53-148	.358	13-22	.591	52	59	111	30	80-2	25	-	25	119	3.1
Wesley	4-0	33	5-9	.556	2-4	.500	4	4	8	1	8-0	0	-	0	12	3.0
Catchings	37-0	528	41-74	.554	16-25	.640	49	104	153	21	82-1	10	-	60	98	2.6
Warbington	5-0	70	4-21	.190	2-2	1.000	2	6	8	16	16-0	0	-	0	10	2.0
76ERS	82	19805	3325-7476	.445	1530-2043	.749	1200	2706	3906	1709	1974-34	576	1593	263	8180	99.8
OPPONENTS	82	19805	3445-7466	.461	1541-1979	.779	1167	2748	3915	1959	2036-26	742	1577	343	8431	102.8

1974-1975 GAME-BY-GAME RESULTS

DATE	W/L	PHI	OPP	TEAM	DATE	W/L	PHI	OPP	TEAM
10/18	W	112	99	New Orleans	01/26	W	103	97	at Los Angeles
10/19	W	99	86	at New York (NBA)	01/29	W	98	92	New York (NBA)
10/22	L	92	125	at Atlanta	01/31	L	97	101	Milwaukee
10/24	W	102	89	at New Orleans	02/02	W	90	77	Houston
10/25	L	86	110	at Houston	02/03	L	87	100	at Kansas City
10/30	L	99	104	Phoenix	02/04	W	111	105	*at Buffalo
11/01	L	98	114	at Boston	02/05	L	110	113	**Los Angeles
11/02	L	94	100	Detroit	02/07	W	98	95	at Boston
11/06	W	105	90	Chicago	02/09	W	109	97	Chicago
11/08	W	105	89	Portland	02/12	L	102	105	Cleveland
11/10	L	95	109	at Seattle	02/14	W	103	101	Detroit
11/13	L	100	105	at Phoenix	02/15	L	101	108	Golden State
11/15	L	99	105	at Los Angeles	02/18	L	85	103	at New Orleans
11/16	W	106	102	at Golden State	02/21	L	85	103	at Houston
11/20	L	95	105	New York (NBA)	02/23	W	114	100	at Seattle
11/21	L	95	99	at Buffalo	02/25	L	77	99	at Portland
11/23	W	98	96	Boston	02/28	W	112	111	Seattle
11/26	L	99	103	Buffalo	03/01	W	100	94	at New York (NBA)
11/28	L	103	110	at Cleveland	03/02	W	91	87	New York (NBA)
11/29	L	119	121	*Seattle	03/05	L	107	116	Boston
12/01	L	112	117	at Milwaukee	03/08	L	92	113	Washington
12/04	W	109	105	Kansas City-Omaha	03/09	W	113	100	at Washington
12/06	L	88	96	New York (NBA)	03/12	W	91	88	Portland
12/07	W	116	112	Buffalo	03/14	W	108	97	Phoenix
12/10	L	91	101	at Buffalo	03/15	W	96	88	at Cleveland
12/11	W	103	96	Houston	03/18	L	96	111	at Chicago
12/13	W	93	89	*Milwaukee	03/19	L	115	126	New Orleans
12/14	L	93	100	at Detroit	03/21	W	114	103	Atlanta
12/17	W	113	109	at Boston	03/22	L	100	104	at Atlanta
12/18	L	99	131	Boston	03/25	L	103	118	at Buffalo
12/20	L	93	94	Golden State	03/26	L	98	128	New York (NBA)
12/21	L	101	117	at Washington	03/28	L	104	115	Buffalo
12/23	W	100	88	Atlanta	04/01	L	95	99	at New York (NBA)
12/25	W	104	97	at New York (NBA)	04/04	L	97	108	at Buffalo
12/26	L	91	92	at Chicago	04/05	L	97	111	Boston
01/03	W	107	95	at Kansas City					
01/04	L	82	89	at Detroit					
01/06	W	101	95	Buffalo					
01/08	L	98	106	Los Angeles					
01/10	W	102	94	Kansas City-Omaha					
01/12	L	88	99	at Milwaukee					
01/17	L	92	103	Washington					
01/18	L	106	108	Cleveland					
01/19	L	100	102	at Boston					
01/21	W	101	95	at Phoenix					
01/23	L	100	108	at Golden State					
01/24	L	97	119	at Portland					

* denotes overtime
** denotes double-overtime



1975-1976 SEASON STATISTICS

RECORD: 46-36 (.561)

HOME: 34-7

AWAY: 12-29

3RD ATLANTIC DIVISION

PLAYER	G-GS	MIN	FG-FGA	PCT	FT-FTA	PCT	OFF	DEF	TOT	AST	PF-DQ	STL	TO	BLK	PTS	AVG
McGinniss	77-77	2946	647-1552	.417	475-642	.740	260	707	967	359	334-13	198	-	41	1769	23.0
Collins	77-77	2995	614-1196	.513	372-445	.836	126	181	307	191	249-2	110	-	24	1600	20.8
Carter	82-81	2992	665-1594	.417	219-312	.702	113	186	299	372	286-5	137	-	13	1549	18.9
Mix	81-63	3039	421-844	.499	287-351	.818	215	447	662	216	288-6	158	-	29	1129	13.9
Cunningham	20-20	640	103-251	.410	68-88	.773	29	118	147	107	57-1	24	-	10	274	13.7
Free	71-5	1121	239-533	.448	112-186	.602	64	61	125	104	107-0	37	-	6	590	8.3
Bryant	75-3	1203	233-552	.422	92-147	.626	97	181	278	61	165-0	44	-	23	558	7.4
Norman	65-1	818	183-422	.434	20-24	.833	51	50	101	66	87-1	28	-	7	386	5.9
Ellis	29-13	489	61-132	.462	17-28	.607	47	75	122	21	62-0	16	-	9	139	4.8
Lee	79-0	1421	123-282	.436	63-95	.663	164	289	453	59	188-0	23	-	27	309	3.9
Catchings	75-68	1731	103-242	.426	58-96	.604	191	329	520	63	262-6	21	-	164	264	3.5
Jones	16-1	157	19-38	.500	9-13	.692	0	9	9	31	25-0	4	-	0	47	2.9
Dawkins	37-1	165	41-82	.500	8-24	.333	15	34	49	3	40-1	2	-	9	90	2.4
Baskerville	21-0	105	8-26	.308	10-16	.625	13	15	28	3	32-0	6	-	5	26	1.2
Boyd	6-0	33	2-6	.333	1-2	.500	0	2	2	2	5-0	1	-	0	5	0.8
76ERS	82	19855	3462-7752	.447	1811-2469	.733	1385	2684	4069	1658	2187-35	809	1707	367	8735	106.5
OPPONENTS	82	19855	3467-7737	.448	1780-2334	.763	1435	2717	4152	1849	2151-37	730	1781	342	8714	106.3

1975-1976 GAME-BY-GAME RESULTS

DATE	W/L	PHI	OPP	TEAM	DATE	W/L	PHI	OPP	TEAM
10/24	W	110	103	at Chicago	01/31	L	105	119	at Phoenix
10/27	W	117	104	Los Angeles	02/01	L	82	103	at Los Angeles
10/31	L	87	92	Buffalo	02/06	L	87	92	Cleveland
11/01	L	98	110	at New York (NBA)	02/08	W	100	97	Buffalo
11/04	W	121	114	at Buffalo	02/10	W	85	84	at Chicago
11/05	W	115	82	Chicago	02/11	W	118	106	Portland
11/07	W	103	99	Phoenix	02/13	W	134	109	Houston
11/11	L	81	108	at Milwaukee	02/14	L	97	101	*at New York (NBA)
11/12	L	84	107	Milwaukee	02/15	L	82	88	New York (NBA)
11/14	W	119	109	at Boston	02/17	L	107	125	at Kansas City
11/15	W	110	109	***Washington	02/20	L	92	111	at Seattle
11/19	W	113	103	Kansas City	02/22	L	93	94	at Golden State
11/21	W	131	111	Portland	02/24	W	106	102	at Portland
11/23	L	111	115	at Atlanta	02/27	L	114	121	Golden State
11/25	W	109	108	Golden State	02/29	W	130	115	Seattle
11/28	W	113	94	Seattle	03/02	L	111	128	at Washington
11/29	L	98	99	at Houston	03/03	W	123	110	Boston
11/30	W	113	96	at New Orleans	03/05	W	123	112	Detroit
12/03	W	102	94	New Orleans	03/06	L	99	105	at Buffalo
12/05	W	99	97	New York (NBA)	03/10	W	125	108	Phoenix
12/06	W	98	84	at Kansas City	03/12	W	109	107	Atlanta
12/09	W	100	85	Cleveland	03/17	W	108	101	Chicago
12/11	W	110	106	at Phoenix	03/18	L	104	110	at Cleveland
12/12	L	102	114	at Los Angeles	03/20	L	96	103	*Boston
12/14	L	105	114	at Seattle	03/21	L	100	108	at Boston
12/16	W	105	98	at Portland	03/24	W	118	100	New York (NBA)
12/19	W	115	114	*at Detroit	03/27	L	95	109	at Houston
12/20	L	97	111	Boston	03/28	L	107	110	at New Orleans
12/25	L	103	111	at New York (NBA)	03/31	W	107	103	Buffalo
12/26	W	96	95	Buffalo	04/02	W	96	94	Washington
12/27	L	105	130	at Buffalo	04/04	L	97	101	at Detroit
12/30	W	114	108	Detroit	04/05	W	130	129	*Houston
01/02	W	112	101	Cleveland	04/07	W	102	99	New Orleans
01/03	L	104	119	at Washington	04/09	W	112	108	Kansas City
01/07	W	112	102	Milwaukee	04/10	L	109	123	at Atlanta
01/08	L	105	115	at Cleveland					
01/09	W	109	106	Los Angeles					
01/11	W	118	107	Boston					
01/14	W	100	95	New Orleans					
01/16	L	110	118	at Boston					
01/17	L	103	105	at Washington					
01/20	W	111	108	at Milwaukee					
01/23	L	92	104	at New York (NBA)					
01/24	W	130	116	Atlanta					
01/25	W	112	109	at Atlanta					
01/27	L	116	127	at Houston					
01/29	L	114	123	at Golden State					

* denotes overtime
 *** denotes triple-overtime

YEAR-BY-YEAR

1976-1977 SEASON STATISTICS

RECORD: 50-32 (.610)

HOME: 32-9

AWAY: 18-23

1ST ATLANTIC DIVISION

PLAYER	G-GS	MIN	FG-FGA	PCT	FT-FTA	PCT	OFF	DEF	TOT	AST	PF-DQ	STL	TO	BLK	PTS	AVG
Erving	82-77	2940	685-1373	.499	400-515	.777	192	503	695	306	251-1	159	-	113	1770	21.6
McGinnis	79-78	2769	659-1439	.458	372-546	.681	324	587	911	302	299-4	163	-	37	1690	21.4
Collins	58-47	2037	426-823	.518	210-250	.840	64	131	195	271	174-2	70	-	15	1062	18.3
Free	78-37	2253	467-1022	.457	334-464	.720	97	140	237	266	207-2	75	-	25	1268	16.3
Mix	75-9	1958	288-551	.523	215-263	.817	127	249	376	152	167-0	90	-	20	791	10.5
Bibby	81-80	2639	302-702	.430	221-282	.784	86	187	273	356	200-2	108	-	5	825	10.2
Carter	14-0	237	43-101	.426	10-19	.526	10	14	24	21	29-0	11	-	2	96	6.9
Jones	82-57	2023	215-424	.507	64-116	.552	190	476	666	92	301-3	43	-	200	494	6.0
Dawkins	59-0	684	135-215	.628	40-79	.506	59	171	230	24	129-1	12	-	49	310	5.3
Dunleavy	32-0	359	60-145	.414	34-45	.756	10	24	34	56	64-1	13	-	2	154	4.8
Bryant	61-0	612	107-240	.446	53-70	.757	45	72	117	48	84-1	36	-	13	267	4.4
Barnett	16-0	231	28-64	.438	10-18	.556	7	7	14	23	28-0	4	-	0	66	4.1
Catchings	53-25	864	62-123	.504	33-47	.702	64	170	234	30	130-1	23	-	78	157	3.0
Furlow	32-0	174	34-100	.340	16-18	.889	18	21	39	19	11-0	7	-	2	84	2.6
76ERS	82	19780	3511-7322	.480	2012-2732	.736	1293	2752	4045	1966	2074-18	814	1915	561	9034	110.2
OPPONENTS	82	19780	3575-7920	.451	1561-2074	.753	1416	2448	3864	2012	2232-44	823	1769	371	8711	106.2

1976-1977 GAME-BY-GAME RESULTS

DATE	W/L	PHI	OPP	TEAM	DATE	W/L	PHI	OPP	TEAM
10/22	L	118	121	San Antonio	02/02	W	138	116	Detroit
10/23	L	105	108	at Buffalo	02/04	L	112	113	New York Nets
10/26	W	111	101	at New Orleans	02/06	W	102	97	Los Angeles
10/27	W	116	94	at Houston	02/08	L	89	99	at Buffalo
10/30	W	104	80	New York Nets	02/09	W	107	104	Milwaukee
11/04	W	101	96	at Golden State	02/11	W	118	109	Indiana
11/05	L	104	146	at Portland	02/16	W	117	113	Buffalo
11/07	L	91	98	at Seattle	02/18	L	96	102	Phoenix
11/10	W	103	88	Chicago	02/20	W	112	111	Cleveland
11/12	W	143	104	Washington	02/25	L	102	104	at Los Angeles
11/13	W	114	109	at Washington	02/27	W	93	85	at Seattle
11/17	L	117	123	Indiana	03/01	L	107	108	at Portland
11/19	W	100	95	New Orleans	03/03	L	119	121	*at Golden State
11/20	W	123	106	at Atlanta	03/05	W	117	114	at New York Knicks
11/23	W	116	102	Boston	03/06	L	102	110	New York Knicks
11/24	L	117	118	at Detroit	03/08	L	98	99	at Atlanta
11/26	W	114	103	New York Knicks	03/09	W	129	125	**Denver
11/27	L	104	111	at Cleveland	03/11	W	126	122	Seattle
11/28	L	89	101	at Kansas City	03/13	L	102	106	Chicago
12/01	W	114	102	Denver	03/15	W	133	102	at Cleveland
12/03	L	112	121	Seattle	03/16	W	109	100	Atlanta
12/08	W	123	102	Buffalo	03/18	W	124	104	Houston
12/11	W	108	107	Portland	03/20	W	111	104	at New York Nets
12/12	W	107	102	at Milwaukee	03/23	L	120	128	Golden State
12/14	L	88	101	at Chicago	03/25	W	113	110	San Antonio
12/15	W	97	87	Phoenix	03/27	W	128	116	Portland
12/17	L	114	117	Golden State	03/29	W	119	113	at Chicago
12/18	W	97	93	at Indiana	03/30	W	115	112	Detroit
12/21	L	94	108	at Denver	04/01	W	111	105	*Kansas City
12/25	W	105	104	at New York Knicks	04/03	L	90	96	at Boston
12/28	L	116	127	at San Antonio	04/05	W	119	109	at New Orleans
12/29	L	91	93	at Houston	04/06	L	109	131	at San Antonio
01/02	W	139	110	at New York Nets	04/08	L	112	116	at Detroit
01/05	W	117	94	Los Angeles	04/09	W	125	93	Washington
01/07	W	116	96	Cleveland	04/10	L	121	131	at Washington
01/08	L	106	111	at Milwaukee					
01/11	W	117	115	at Kansas City					
01/12	W	102	97	Houston					
01/14	W	111	106	Kansas City					
01/16	W	97	76	New Orleans					
01/19	W	114	94	Atlanta					
01/22	W	109	94	Boston					
01/23	W	91	83	at Boston					
01/27	L	94	111	at Phoenix					
01/28	L	104	117	at Los Angeles					
01/30	W	107	101	at Denver					
02/01	L	109	110	at Indiana					

* denotes overtime

** denotes double-overtime



1977-1978 SEASON STATISTICS

RECORD: 55-27 (.671)

HOME: 37-4

AWAY: 18-23

1ST ATLANTIC DIVISION

PLAYER	G-GS	MIN	FG-FGA	PCT	FT-FTA	PCT	OFF	DEF	TOT	AST	PF-DQ	STL	TO	BLK	PTS	AVG
Erving	74-68	2429	611-1217	.502	306-362	.845	179	302	481	279	207-0	135	238	97	1528	20.6
McGinniss	78-76	2533	588-1270	.463	411-574	.716	282	528	810	294	287-6	137	312	27	1587	20.3
Collins	79-77	2770	643-1223	.526	267-329	.812	87	143	230	320	228-2	128	250	25	1553	19.7
Free	76-5	2050	390-857	.455	411-562	.731	92	120	212	306	199-0	68	200	41	1191	15.7
Dawkins	70-11	1722	332-577	.575	156-220	.709	117	438	555	85	268-5	34	123	125	820	11.7
Mix	82-20	1819	291-560	.520	175-220	.795	96	201	297	174	158-1	87	131	3	757	9.2
Bibby	82-82	2518	286-659	.434	171-219	.781	62	189	251	464	207-0	91	153	6	743	9.1
Bryant	81-0	1236	190-436	.436	111-144	.771	103	177	280	129	185-1	56	115	24	491	6.1
Jones	80-69	1636	169-359	.471	96-153	.627	165	405	570	92	281-4	26	128	127	434	5.4
McClain	29-0	293	42-96	.438	7-10	.700	9	28	37	34	36-0	16	22	4	91	3.1
Catchings	61-2	748	70-178	.393	34-55	.618	105	145	250	34	124-1	20	44	67	174	2.9
Mosley	6-0	21	5-13	.385	3-7	.429	0	5	5	2	5-0	0	5	0	13	2.2
Dunleavy	4-0	17	3-7	.429	2-2	1.000	0	1	1	6	0-0	1	3	0	8	2.0
Washington	14-0	38	8-19	.421	3-6	.500	2	12	14	1	3-0	1	10	2	19	1.4
76ERS	82	19830	3628-7471	.486	2153-2863	.752	1299	2694	3993	2220	2188-20	800	1752	548	9409	114.7
OPPONENTS	82	19830	3592-7788	.461	1803-2435	.740	1363	2473	3836	2095	2287-50	823	1708	346	8987	109.6

1977-1978 GAME-BY-GAME RESULTS

DATE	W/L	PHI	OPP	TEAM	DATE	W/L	PHI	OPP	TEAM
10/19	W	113	96	Detroit	02/03	W	116	104	Indiana
10/22	L	103	104	*New Orleans	02/07	L	106	108	at Chicago
10/25	W	112	104	Kansas City	02/08	W	117	104	New Orleans
10/28	L	94	98	at Portland	02/10	L	110	116	at Buffalo
10/29	L	110	113	at Golden State	02/12	W	109	99	Seattle
11/02	L	102	103	Chicago	02/14	W	119	116	at Indiana
11/04	W	107	104	at New Jersey	02/15	W	116	113	at Detroit
11/05	W	132	101	Denver	02/17	W	125	116	San Antonio
11/09	W	130	107	New Jersey	02/19	W	120	110	New Jersey
11/11	W	127	119	New York	02/21	W	127	114	at Cleveland
11/12	L	98	116	at Washington	02/25	L	115	124	at Denver
11/15	W	114	93	at Atlanta	02/26	L	97	99	at Seattle
11/16	W	101	96	Seattle	02/28	L	92	113	at Portland
11/18	W	121	112	at Boston	03/01	W	125	119	at Golden State
11/19	W	111	100	Milwaukee	03/03	L	95	96	at Los Angeles
11/22	W	105	99	Houston	03/05	W	104	92	at Phoenix
11/23	W	106	105	at Detroit	03/08	W	108	97	Atlanta
11/25	W	125	119	*Golden State	03/10	W	120	109	Boston
11/26	W	112	107	at Buffalo	03/12	W	105	103	at Boston
11/29	W	129	117	at San Antonio	03/15	W	113	93	Los Angeles
11/30	W	117	114	at New Orleans	03/17	W	123	112	Kansas City
12/03	L	116	120	*at Houston	03/18	W	141	127	at New York
12/07	W	122	100	Portland	03/19	W	125	118	New York
12/09	W	120	116	San Antonio	03/22	L	108	120	at Kansas City
12/10	L	108	114	*at Indiana	03/24	W	131	122	Milwaukee
12/13	L	117	129	at Milwaukee	03/26	W	116	100	Portland
12/14	L	99	108	Atlanta	03/29	W	149	118	Buffalo
12/16	L	110	115	at Chicago	03/31	L	110	111	*at Atlanta
12/17	W	129	116	Cleveland	04/01	L	112	116	at Houston
12/21	W	125	119	Phoenix	04/02	L	107	111	at San Antonio
12/25	L	110	113	at New York	04/04	L	119	120	at New Orleans
12/28	W	129	125	*Chicago	04/05	W	126	115	Detroit
12/30	W	126	119	Washington	04/07	L	118	127	Indiana
01/04	W	108	93	Cleveland	04/08	W	131	114	Washington
01/06	W	123	110	Los Angeles	04/09	L	113	123	at Washington
01/08	W	94	91	Boston					
01/10	W	95	80	Houston					
01/13	W	118	93	Buffalo					
01/14	W	136	120	at New Jersey					
01/18	W	126	106	at Kansas City					
01/19	L	109	117	at Cleveland					
01/22	W	99	87	Golden State					
01/24	L	102	117	at Los Angeles					
01/25	W	128	125	at Seattle					
01/27	L	101	110	at Phoenix					
01/29	W	118	117	at Denver					
02/01	W	104	101	Denver					

* denotes overtime

YEAR-BY-YEAR

1978-1979 SEASON STATISTICS

RECORD: 47-35 (.573)

HOME: 31-10

AWAY: 16-25

2ND ATLANTIC DIVISION

PLAYER	G-GS	MIN	FG-FGA	PCT	FT-FTA	PCT	OFF	DEF	TOT	AST	PF-DQ	STL	TO	BLK	PTS	AVG
Erving	78-76	2802	715-1455	.491	373-501	.745	198	366	564	357	207-0	133	315	100	1803	23.1
Collins	47-44	1595	358-717	.499	201-247	.814	36	87	123	191	139-1	52	131	20	917	19.5
Money	23-0	545	119-217	.548	34-54	.630	15	22	37	82	70-2	13	69	2	272	11.8
Dawkins	78-12	2035	430-831	.517	158-235	.672	123	508	631	128	295-5	32	197	143	1018	13.1
Bibby	82-38	2538	368-869	.423	266-335	.794	72	172	244	371	199-0	72	197	7	1002	12.2
B. Jones	80-78	2304	378-704	.537	209-277	.755	199	332	531	201	245-2	107	165	96	965	12.1
Mix	74-1	1269	265-493	.538	161-201	.801	109	184	293	121	112-0	57	100	16	691	9.3
C. Jones	78-75	2171	302-637	.474	121-162	.747	177	570	747	151	303-10	39	156	157	725	9.3
Cheeks	82-82	2409	292-572	.510	101-140	.721	63	191	254	431	198-2	174	193	12	685	8.4
Bryant	70-0	1064	205-478	.429	123-170	.724	96	163	259	103	171-1	49	114	9	533	7.6
Redmond	4-0	23	1-12	.083	0-0	---	0	1	1	1	3-0	0	1	0	2	0.5
Skinner	22-0	309	36-89	.404	27-32	.844	15	29	44	40	61-2	18	34	1	99	4.5
Simpson	36-0	452	87-196	.444	28-40	.700	16	19	35	58	27-0	25	47	1	202	5.6
Catchings	25-4	289	28-68	.412	13-17	.765	30	68	98	18	42-1	8	37	35	69	2.8
76ERS	82	19805	3584-7338	.488	1815-2411	.753	1149	2712	3861	2253	2072-26	779	1771	599	8983	109.5
OPPONENTS	82	19805	3542-7626	.464	1747-2331	.749	1252	2506	3758	2094	2128-35	795	1627	353	8831	107.7

1978-1979 GAME-BY-GAME RESULTS

DATE	W/L	PHI	OPP	TEAM	DATE	W/L	PHI	OPP	TEAM
10/13	W	110	102	Los Angeles	02/01	W	128	105	at Chicago
10/18	L	111	121	Washington	02/02	L	101	105	New York
10/20	W	126	117	at Detroit	02/07	W	114	103	Detroit
10/21	W	130	111	New Orleans	02/09	W	117	106	San Diego
10/25	W	118	117	Atlanta	02/11	W	107	99	Washington
10/28	W	101	99	at Houston	02/14	L	106	108	Kansas City
11/01	W	116	115	San Antonio	02/15	L	100	113	at Cleveland
11/03	W	118	103	Milwaukee	02/16	L	104	119	at Kansas City
11/08	W	123	117	New Jersey	02/18	W	110	107	*Milwaukee
11/10	W	123	122	at Washington	02/21	L	99	106	*at Detroit
11/11	W	135	112	Detroit	02/23	L	116	117	at San Diego
11/14	L	108	124	at New Jersey	02/25	W	119	111	at Denver
11/15	W	109	103	*Denver	02/27	L	115	118	at Portland
11/17	W	95	94	Phoenix	02/28	L	93	97	at Seattle
11/18	L	116	124	at Atlanta	03/02	L	111	126	at Los Angeles
11/21	L	105	115	Golden State	03/04	L	94	119	at Phoenix
11/24	W	134	120	San Diego	03/06	L	91	94	at Atlanta
11/25	L	126	127	at Milwaukee	03/07	W	114	107	Boston
11/28	L	103	107	at New Orleans	03/09	L	113	119	at Milwaukee
11/29	W	120	114	*at San Antonio	03/11	L	103	104	at New Jersey
12/02	L	97	100	Seattle	03/14	L	96	99	Seattle
12/05	L	91	96	at Chicago	03/16	W	114	106	Indiana
12/06	W	114	106	at Kansas City	03/17	L	101	103	at New York
12/09	L	107	115	at Cleveland	03/18	W	106	90	New York
12/13	W	120	100	Kansas City	03/20	W	124	120	at San Antonio
12/15	W	91	84	Houston	03/21	W	114	108	at Houston
12/17	W	103	96	at Los Angeles	03/23	W	110	98	New Jersey
12/19	W	124	113	at San Diego	03/25	L	94	103	at Boston
12/20	L	81	85	at Golden State	03/27	W	100	97	at Washington
12/22	W	103	95	at Seattle	03/28	W	112	96	Chicago
12/25	W	109	94	at New York	03/30	W	129	93	Cleveland
12/27	W	122	110	Indiana	04/01	W	112	111	Los Angeles
12/29	W	113	107	Atlanta	04/04	W	121	120	Houston
12/30	L	94	100	San Antonio	04/06	L	118	136	at Indiana
01/03	W	111	98	Chicago	04/08	W	112	111	Denver
01/05	L	96	123	at Indiana					
01/06	L	139	143	*Phoenix					
01/10	W	123	112	New Orleans					
01/12	L	89	100	at New Orleans					
01/14	W	112	106	Portland					
01/17	W	107	94	Cleveland					
01/20	L	102	108	Boston					
01/21	W	91	87	at Boston					
01/24	L	94	101	at Phoenix					
01/26	W	105	96	at Golden State					
01/28	L	94	116	at Portland					
01/31	L	106	108	Golden State					

* denotes overtime



1979-1980 SEASON STATISTICS

RECORD: 59-23 (.720)

HOME: 36-5

AWAY: 23-18

2ND ATLANTIC DIVISION

PLAYER	G-GS	MIN	FG-FGA	PCT	FT-FTA	PCT	OFF	DEF	TOT	AST	PF-DQ	STL	TO	BLK	PTS	AVG
Erving	78-78	2812	838-1614	.519	420-534	.787	215	361	576	355	208-0	170	284	140	2100	26.9
Dawkins	80-80	2541	494-946	.522	190-291	.653	197	496	693	149	328-8	49	230	142	1178	14.7
Collins	36-17	963	191-410	.466	113-124	.911	29	65	94	100	76-0	30	82	7	495	13.8
B. Jones	81-3	2125	398-748	.532	257-329	.781	152	298	450	146	223-3	102	146	118	1053	13.0
Mix	81-5	1543	363-703	.516	207-249	.831	114	176	290	149	114-0	67	132	9	937	11.6
Cheeks	79-79	2623	357-661	.540	180-231	.779	75	199	274	556	197-1	183	216	32	898	11.4
Hollins	27-26	796	130-313	.415	67-87	.770	24	45	69	112	68-0	46	68	9	329	12.2
Bibby	82-8	2035	251-626	.401	226-286	.790	65	143	208	307	161-0	62	147	6	739	9.0
C. Jones	80-80	2771	232-532	.436	124-178	.697	219	731	950	164	298-5	43	218	162	588	7.4
Richardson	52-34	988	159-348	.457	28-45	.622	55	68	123	107	97-0	24	64	15	347	6.7
Money	6-0	82	14-36	.389	2-2	1.000	3	4	7	16	11-0	0	12	1	30	5.0
Spanarkel	40-0	442	72-153	.471	54-65	.831	27	27	54	51	58-0	12	57	6	198	5.0
Toone	23-0	124	23-64	.359	8-10	.800	12	22	34	12	20-0	4	16	5	55	2.4
Skinner	2-0	10	1-2	.500	0-0	---	0	0	0	2	1-0	0	2	0	2	1.0
76ERS	82	19855	3523-7156	.492	1876-2431	.772	1187	2635	3822	2226	1860-17	792	1708	652	8949	109.1
OPPONENTS	82	19855	3444-7561	.455	1640-2145	.765	1318	2352	3670	2089	2100-39	876	1561	388	8603	104.9

3-PT FG: 76ERS 27-125 (.216), Erving 4-20 (.200), Dawkins 0-6 (.000), Collins 0-1 (.000), B. Jones 0-3 (.000), Mix 4-10 (.400), Cheeks 4-9 (.444), Hollins 2-9 (.200), Bibby 11-52 (.212), C. Jones 0-2 (.000), Richardson 1-3 (.333), Spanarkel 0-2 (.000), Toone 1-7 (.143), OPPONENTS 75-277 (.271)

1979-1980 GAME-BY-GAME RESULTS

DATE	W/L	PHI	OPP	TEAM	DATE	W/L	PHI	OPP	TEAM
10/12	W	93	92	at Washington	01/25	L	103	124	at Los Angeles
10/13	W	113	105	Houston	01/27	L	118	125	at Phoenix
10/17	W	113	88	at New Jersey	01/28	L	101	107	at Utah
10/19	W	112	104	Detroit	01/30	W	121	108	Detroit
10/20	W	136	111	at New York	01/31	W	110	105	at Houston
10/24	W	132	110	Indiana	02/05	W	109	108	at Indiana
10/26	W	127	116	New York	02/06	L	110	129	at Boston
10/27	W	112	106	at Cleveland	02/08	L	94	109	Seattle
10/31	L	97	102	at Atlanta	02/10	W	105	104	Los Angeles
11/02	L	81	85	Atlanta	02/13	W	107	85	Utah
11/03	W	120	114	**at Indiana	02/15	W	114	104	at Detroit
11/06	W	118	117	*at Milwaukee	02/16	W	100	92	Chicago
11/07	W	110	102	Kansas City	02/17	W	115	100	Cleveland
11/09	L	98	106	at Detroit	02/21	L	99	104	at San Diego
11/10	W	95	94	Boston	02/24	W	103	100	at Golden State
11/13	L	103	110	at Kansas City	02/26	W	98	96	at Portland
11/16	L	105	106	San Antonio	02/27	W	101	98	*at Seattle
11/17	L	103	106	*at Chicago	02/29	W	104	103	Denver
11/20	W	118	114	at San Antonio	03/02	W	144	99	Golden State
11/21	L	94	97	at Houston	03/05	W	120	113	Indiana
11/23	W	113	102	Houston	03/07	L	92	111	at Boston
11/24	W	91	82	New Jersey	03/09	W	134	118	at San Antonio
11/26	W	113	112	Indiana	03/11	W	102	97	*at Atlanta
11/28	W	120	102	Washington	03/12	W	105	98	Washington
11/30	W	104	101	San Diego	03/14	L	94	104	at Indiana
12/01	W	117	105	Cleveland	03/16	L	109	123	at Cleveland
12/05	W	132	120	San Antonio	03/17	W	123	109	Detroit
12/08	W	117	96	Phoenix	03/19	L	99	105	San Antonio
12/12	W	112	91	Millwaukee	03/20	L	113	119	*at Washington
12/14	L	98	103	Atlanta	03/21	W	108	99	New Jersey
12/15	L	96	112	at Atlanta	03/23	W	112	108	New York
12/18	W	114	102	at Detroit	03/26	W	84	81	Atlanta
12/19	L	89	112	at Boston	03/27	W	103	101	at New York
12/21	W	117	106	Houston	03/28	L	92	99	at New Jersey
12/22	W	126	113	Boston	03/30	W	116	110	Boston
12/25	W	95	92	at Washington					
12/27	W	118	114	at San Antonio					
12/29	L	100	104	at Houston					
01/03	W	109	108	at Cleveland					
01/08	W	111	108	at New York					
01/09	W	108	105	New Jersey					
01/11	W	119	106	Washington					
01/13	W	126	112	New York					
01/16	W	121	110	Portland					
01/18	W	112	105	at New Jersey					
01/19	W	111	107	Cleveland					
01/23	W	118	93	at Denver					

* denotes overtime
 ** denotes double-overtime

YEAR-BY-YEAR

1980-1981 SEASON STATISTICS

RECORD: 47-35 (.573)

HOME: 31-10

AWAY: 16-25

2ND ATLANTIC DIVISION

PLAYER	G-GS	MIN	FG-FGA	PCT	FT-FTA	PCT	OFF	DEF	TOT	AST	PF-DQ	STL	TO	BLK	PTS	AVG
Erving	82-82	2874	794-1524	.521	422-536	.787	244	413	657	364	233-0	173	266	147	2014	24.6
Dawkins	76-76	2088	423-697	.607	219-304	.720	106	439	545	109	316-9	38	220	112	1065	14.0
B. Jones	81-0	2046	407-755	.539	282-347	.813	142	293	435	226	226-2	95	149	74	1096	13.5
Toney	75-57	1768	399-806	.495	161-226	.712	32	111	143	273	234-5	59	219	10	968	12.9
Collins	12-12	329	62-126	.492	24-29	.828	6	23	29	42	23-0	7	22	4	148	12.3
Mix	72-1	1327	288-575	.501	200-240	.833	105	159	264	114	107-0	59	88	18	776	10.8
Hollins	82-13	2154	327-696	.470	125-171	.731	47	144	191	352	205-2	104	207	18	781	9.5
Cheeks	81-81	2415	310-581	.534	140-178	.787	67	178	245	560	231-1	193	174	39	763	9.4
C. Jones	81-81	2639	218-485	.449	148-193	.767	200	613	813	122	271-2	53	168	134	584	7.2
Richardson	77-1	1313	227-464	.489	84-108	.778	83	93	176	152	102-0	36	110	10	538	7.0
Johnson	40-0	372	87-158	.551	27-31	.871	8	47	55	30	45-0	20	25	2	202	5.1
Cureton	52-6	528	93-205	.454	33-64	.516	51	104	155	25	68-0	20	29	23	219	4.2
Davis	1-0	2	1-1	1.000	0-0	---	0	1	1	0	0-0	0	0	0	2	2.0
76ERS	82	19855	3636-7073	.514	1865-2427	.768	1091	2618	3709	2369	2061-21	857	1702	591	9156	11.7
OPPONENTS	82	19855	3307-7337	.451	1850-2487	.744	1286	2287	3573	2033	2044-32	818	1642	379	8512	103.8

3-PT FG: 76ERS 19-84 (.226), Erving 4-18 (.222), B. Jones 0-3 (.000), Toney 9-29 (.310), Mix 0-3 (.000), Hollins 2-15 (.133), Cheeks 3-8 (.375), Richardson 0-1 (.000), Johnson 1-6 (.167), Cureton 0-1 (.000). OPPONENTS 48-200 (.240).

1980-1981 GAME-BY-GAME RESULTS

DATE	W/L	PHI	OPP	TEAM	DATE	W/L	PHI	OPP	TEAM
10/10	L	103	106	Milwaukee	01/16	W	137	119	Cleveland
10/11	W	126	120	**at Washington	01/18	W	113	92	Seattle
10/14	L	93	113	at New York	01/20	L	75	83	at Detroit
10/15	W	119	111	at New Jersey	01/21	W	118	104	Indiana
10/18	W	117	101	Washington	01/22	W	128	116	at Washington
10/22	W	94	93	at Detroit	01/25	W	98	93	Phoenix
10/25	W	113	100	at Atlanta	01/28	L	101	104	at Boston
10/28	W	119	101	at Cleveland	02/03	W	97	93	at Atlanta
10/29	W	115	102	Chicago	02/04	W	107	104	Boston
10/31	W	107	96	Atlanta	02/06	W	129	113	San Diego
11/01	W	117	113	*Boston	02/08	W	102	99	Los Angeles
11/05	W	107	103	Detroit	02/11	W	122	120	*Cleveland
11/07	W	117	100	Kansas City	02/13	L	102	104	Washington
11/09	W	136	121	at Milwaukee	02/15	W	116	98	Atlanta
11/11	W	121	80	at Chicago	02/18	W	111	97	Detroit
11/12	L	113	125	New York	02/19	L	108	129	at Washington
11/13	W	130	103	at Indiana	02/20	W	117	109	Dallas
11/15	W	115	108	New Jersey	02/22	L	110	116	at Phoenix
11/18	W	113	99	at New York	02/25	W	107	95	at San Diego
11/19	W	110	101	Golden State	02/27	W	87	83	at Utah
11/21	W	97	88	Indiana	03/01	L	107	114	at Boston
11/22	W	108	101	at San Antonio	03/04	L	100	111	Chicago
11/25	W	108	92	at Dallas	03/06	W	131	112	Denver
11/26	W	101	100	at Houston	03/08	W	123	100	Milwaukee
11/28	W	116	103	Portland	03/10	W	103	102	at Indiana
11/29	W	113	93	Utah	03/11	W	115	95	New York
12/02	L	108	112	*at Atlanta	03/13	L	104	120	at Milwaukee
12/03	W	104	98	New York	03/15	L	109	120	*at New York
12/05	W	104	100	Atlanta	03/17	L	120	126	*at New Jersey
12/09	W	96	83	at Cleveland	03/18	W	107	95	Indiana
12/10	W	113	100	Chicago	03/20	L	108	120	at Chicago
12/12	W	95	79	Washington	03/22	W	126	94	Boston
12/14	W	114	107	at New Jersey	03/25	W	114	75	Detroit
12/16	W	109	107	at Indiana	03/27	W	138	117	at Cleveland
12/17	W	103	79	Cleveland	03/29	L	94	98	at Boston
12/19	W	122	107	New Jersey					
12/26	W	113	103	at Kansas City					
12/27	L	121	125	at Denver					
12/28	L	116	122	at Los Angeles					
12/30	L	108	109	at Portland					
01/02	W	120	117	*at Seattle					
01/03	W	119	105	at Golden State					
01/07	W	135	102	San Antonio					
01/09	W	107	94	Houston					
01/10	W	117	102	at Chicago					
01/14	W	110	105	New Jersey					
01/15	L	110	113	at Milwaukee					

* denotes overtime
 ** denotes double-overtime



1981-1982 SEASON STATISTICS

RECORD: 58-24 (.707)

HOME: 32-9

AWAY: 26-15

2ND ATLANTIC DIVISION

PLAYER	G-GS	MIN	FG-FGA	PCT	FT-FTA	PCT	OFF	DEF	TOT	AST	PF-DQ	STL	TO	BLK	PTS	AVG
Erving	81-81	2789	780-1428	.546	411-539	.763	220	337	557	319	229-1	161	214	141	1974	24.4
Toney	77-1	1909	511-979	.522	227-306	.742	43	91	134	283	269-5	64	214	17	1274	16.5
B. Jones	76-73	2181	416-737	.564	263-333	.790	109	284	393	189	211-3	99	145	112	1095	14.4
Cheeks	79-79	2498	352-676	.521	171-220	.777	51	197	248	667	247-0	209	184	33	881	11.2
Hollins	81-81	2257	380-797	.477	132-188	.702	35	152	187	316	198-1	103	146	20	894	11.0
Dawkins	48-36	1124	207-367	.564	114-164	.695	68	237	305	55	193-5	19	96	55	528	11.0
Bantom	43-1	979	156-306	.510	67-114	.588	87	139	226	46	133-0	25	64	37	380	8.8
C. Jones	81-47	2446	231-465	.497	179-219	.817	164	544	708	100	301-3	38	155	146	641	7.9
Mix	75-0	1235	202-399	.506	136-172	.791	92	133	225	93	86-0	42	67	17	541	7.2
Curetton	66-8	956	149-306	.487	51-94	.543	90	180	270	32	142-0	31	44	27	349	5.3
Richardson	77-0	1040	140-310	.452	69-88	.784	55	63	118	109	109-0	36	79	9	351	4.6
Edwards	42-3	291	65-150	.433	20-27	.741	10	17	27	45	37-0	16	24	5	150	3.6
Johnson	26-0	150	27-54	.500	6-7	.857	7	15	22	10	28-0	13	13	3	61	2.3
76ERS	82	19855	3616-6974	.518	1856-2471	.747	1031	2389	3420	2264	2183-18	856	1474	622	9119	111.2
OPPONENTS	82	19855	3371-7083	.476	1852-2496	.742	1289	2344	3633	1965	2216-44	702	1615	470	8649	105.5

3-PT FG: 76ERS 41-139 (.295), Erving 3-11 (.273), Toney 25-59 (.424), B. Jones 0-3 (.000), Cheeks 6-22 (.273), Hollins 2-16 (.125), Dawkins 0-2 (.000), Bantom 1-3 (.333), C. Jones 0-3 (.000), Mix 1-4 (.250), Curetton 0-2 (.000), Richardson 2-2 (1.000), Edwards 0-9 (.000), Johnson 1-3 (.333), OPPONENTS 55-212 (.259).

1981-1982 GAME-BY-GAME RESULTS

DATE	W/L	PHI	OPP	TEAM	DATE	W/L	PHI	OPP	TEAM
10/30	W	128	104	Cleveland	02/10	W	102	96	Indiana
10/31	W	108	106	at Atlanta	02/13	W	114	107	at New York
11/03	W	112	99	at Washington	02/14	W	117	105	New York
11/04	W	107	99	Indiana	02/17	W	114	109	Dallas
11/06	L	99	106	Atlanta	02/19	W	132	117	Utah
11/10	W	95	93	at Detroit	02/21	W	109	102	Phoenix
11/11	W	117	90	Chicago	02/23	W	115	101	at San Diego
11/13	W	105	85	Kansas City	02/26	L	114	116	**at Los Angeles
11/14	W	109	102	at New York	02/27	L	125	134	at Denver
11/18	W	102	100	Milwaukee	03/02	L	109	112	at Chicago
11/20	W	99	94	at Cleveland	03/03	W	125	107	San Diego
11/21	W	135	106	Houston	03/05	W	89	80	Atlanta
11/27	W	124	112	*at Indiana	03/07	W	119	113	Los Angeles
11/28	W	116	103	Detroit	03/10	W	134	114	Golden State
12/01	W	107	98	at Atlanta	03/14	W	128	114	at Kansas City
12/02	L	101	106	San Antonio	03/16	L	91	106	at Milwaukee
12/04	L	103	111	at Boston	03/17	W	102	93	Washington
12/05	W	114	105	at New Jersey	03/19	W	112	95	Indiana
12/09	W	137	109	Denver	03/21	L	111	123	Boston
12/11	W	131	113	Cleveland	03/24	L	106	111	New Jersey
12/12	W	117	114	*at Chicago	03/25	L	98	100	at Detroit
12/13	L	108	127	at Milwaukee	03/26	W	115	111	at Cleveland
12/16	L	115	117	New York	03/28	W	116	98	at Boston
12/19	W	123	118	*Boston	03/30	L	114	116	*at Milwaukee
12/22	W	112	105	at New York	03/31	W	99	98	Chicago
12/27	L	96	99	at Phoenix	04/02	W	135	115	Cleveland
12/29	W	142	135	at Golden State	04/04	W	127	106	New York
12/30	W	102	99	at Seattle	04/06	W	117	104	at Chicago
01/01	W	120	105	at Portland	04/07	W	116	113	at New Jersey
01/02	W	109	107	at Utah	04/09	L	88	103	at Atlanta
01/05	L	101	124	at Detroit	04/11	L	109	110	*Boston
01/06	W	126	112	Washington	04/13	W	93	89	at Indiana
01/08	L	90	96	at Boston	04/14	W	119	111	Detroit
01/09	L	113	120	New Jersey	04/16	W	100	96	at Washington
01/12	W	95	92	at Washington	04/18	W	110	86	Milwaukee
01/13	L	107	111	Milwaukee					
01/15	L	90	96	Atlanta					
01/17	L	97	105	at New Jersey					
01/20	W	115	110	Portland					
01/22	W	112	105	at Indiana					
01/23	W	100	87	Seattle					
01/26	L	95	103	at San Antonio					
01/27	W	99	86	at Dallas					
01/28	L	101	109	at Houston					
02/03	W	122	96	Washington					
02/05	W	116	112	New Jersey					
02/07	W	123	107	Chicago					

* denotes overtime
 ** denotes double-overtime

YEAR-BY-YEAR

1982-1983 SEASON STATISTICS

RECORD: 65-17 (.793)

HOME: 35-6

AWAY: 30-11

1ST ATLANTIC DIVISION

PLAYER	G-GS	MIN	FG-FGA	PCT	FT-FTA	PCT	OFF	DEF	TOT	AST	PF-DQ	STL	TO	BLK	PTS	AVG
Malone	78-78	2922	654-1305	.501	600-788	.761	445	749	1194	101	206-0	89	264	157	1908	24.5
Erving	72-72	2421	605-1170	.517	330-435	.759	173	318	491	263	202-1	112	196	131	1542	21.4
Toney	81-81	2474	626-1250	.501	324-411	.788	42	183	225	365	255-0	80	271	17	1598	19.7
Cheeks	79-79	2465	404-745	.542	181-240	.754	53	156	209	543	182-0	184	179	31	990	12.5
Jones	74-0	1749	250-460	.543	165-208	.793	102	242	344	142	199-4	85	109	91	665	9.0
C. Johnson	32-4	698	91-182	.500	34-58	.586	75	130	205	24	84-1	16	36	29	216	6.8
Richardson	77-1	1755	259-559	.463	71-111	.640	98	149	247	168	164-0	71	99	18	589	7.6
R. Johnson	29-8	549	69-154	.448	22-30	.733	32	58	90	23	82-1	8	35	17	160	5.5
Edwards	81-3	1266	228-483	.472	86-113	.761	23	62	85	221	119-0	81	110	6	542	6.7
Schoene	46-2	702	106-207	.512	21-28	.750	52	102	154	32	118-2	13	46	9	233	5.1
Iavaroni	80-77	1612	163-353	.462	78-113	.690	117	212	329	83	238-0	32	133	44	404	5.1
Cureton	73-3	987	108-258	.419	33-67	.493	84	185	269	43	144-1	37	76	24	249	3.4
McNamara	36-2	182	29-64	.453	20-45	.444	34	42	76	7	42-1	3	36	3	78	2.2
Anderson	13-0	48	8-22	.364	1-3	.333	4	8	12	1	6-0	1	5	0	17	1.3
76ERS	82	19830	3600-7212	.499	1966-2650	.742	1334	2596	3930	2016	2041-11	812	1627	577	9191	112.1
OPPONENTS	82	19830	3442-7470	.461	1624-2253	.721	1325	2263	3588	2089	2246-54	755	1520	511	8562	104.2

3-PT FG: 76ERS 25-109 (.229), Malone 0-1 (.000), Erving 2-7 (.286), Toney 22-76 (.289), Cheeks 1-6 (.167), Jones 0-1 (.000), Richardson 0-6 (.000), Edwards 10-8 (.000), Schoene 0-1 (.000), Iavaroni 0-2 (.000), Anderson 0-1 (.000). OPPONENTS 54-249 (.217)

1982-1983 GAME-BY-GAME RESULTS

DATE	W/L	PHI	OPP	TEAM	DATE	W/L	PHI	OPP	TEAM
10/29	W	104	89	at New York	02/06	W	97	96	at Seattle
10/30	W	110	99	New Jersey	02/09	W	106	93	Atlanta
11/03	W	130	111	San Diego	02/10	W	116	110	at Chicago
11/05	W	120	109	at Detroit	02/16	W	116	95	Denver
11/06	W	119	115	**Boston	02/18	W	127	98	Houston
11/10	W	145	108	Chicago	02/20	W	104	89	New York
11/12	L	108	117	Indiana	02/23	W	133	101	Dallas
11/13	W	110	100	at New Jersey	02/25	W	116	111	Chicago
11/14	W	102	93	Washington	02/27	W	115	104	Golden State
11/17	W	120	103	Detroit	03/01	W	106	94	at New York
11/19	W	121	109	Milwaukee	03/04	L	110	115	at Boston
11/23	L	103	106	Portland	03/06	L	106	112	at New Jersey
11/24	W	121	106	at Indiana	03/07	W	123	114	Detroit
11/26	W	120	102	at Cleveland	03/12	W	95	86	at Washington
11/27	W	126	113	Utah	03/13	W	97	93	Washington
11/30	L	97	111	at Atlanta	03/15	W	132	128	at Indiana
12/02	W	116	108	at Phoenix	03/16	W	105	100	Boston
12/03	W	127	110	at San Diego	03/19	W	105	97	at Milwaukee
12/05	W	114	104	at Los Angeles	03/20	W	121	119	at Detroit
12/08	W	132	85	Atlanta	03/22	L	76	89	at New York
12/10	L	97	123	at Boston	03/23	W	104	101	*Milwaukee
12/11	W	128	111	Detroit	03/25	L	92	101	New Jersey
12/15	W	99	93	Cleveland	03/27	W	94	80	Cleveland
12/17	W	109	95	New York	03/29	L	95	97	at Chicago
12/18	L	97	100	at Washington	03/30	W	120	113	Atlanta
12/21	W	122	105	Boston	04/01	L	104	111	New Jersey
12/26	W	124	122	at San Antonio	04/03	W	96	84	at Cleveland
12/28	W	104	93	at Houston	04/05	W	116	108	at Milwaukee
12/29	W	126	116	*at Dallas	04/06	L	109	112	San Antonio
01/05	W	122	120	*Los Angeles	04/08	W	126	118	*Indiana
01/07	W	106	89	at Washington	04/10	W	113	97	New York
01/08	W	125	113	Kansas City	04/12	L	97	102	at Atlanta
01/11	W	109	99	at Atlanta	04/13	L	76	95	Washington
01/12	W	122	121	Milwaukee	04/15	W	100	98	at New Jersey
01/14	W	115	105	at Detroit	04/17	L	101	114	at Boston
01/15	W	114	105	Indiana					
01/18	W	98	90	at Cleveland					
01/19	W	126	106	Chicago					
01/21	W	130	117	Seattle					
01/23	L	96	107	at Milwaukee					
01/25	W	116	99	at Chicago					
01/26	W	113	102	Phoenix					
01/28	W	114	99	at Kansas City					
01/29	W	126	109	at Utah					
02/01	W	133	124	at Denver					
02/03	W	117	111	at Golden State					
02/04	L	109	115	at Portland					

* denotes overtime
 ** denotes double-overtime



1983-1984 SEASON STATISTICS

RECORD: 52-30 (.634)

HOME: 32-9

AWAY: 20-21

2ND ATLANTIC DIVISION

PLAYER	G-GS	MIN	FG-FGA	PCT	FT-FTA	PCT	OFF	DEF	TOT	AST	PF-DQ	STL	TO	BLK	PTS	AVG
Malone	71-71	2613	532-1101	.483	545-727	.750	352	598	950	96	188-0	71	250	110	1609	22.7
Erving	77-77	2683	678-1324	.512	364-483	.754	190	342	532	309	217-3	141	230	139	1727	22.4
Toney	78-72	2556	593-1125	.527	390-465	.839	57	136	193	373	251-1	70	297	23	1588	20.4
Cheeks	75-75	2494	386-702	.550	170-232	.733	44	161	205	478	196-1	171	182	20	950	12.7
B. Jones	75-0	1761	226-432	.523	167-213	.784	92	231	323	187	199-1	107	101	103	619	8.3
Richardson	69-12	1571	221-473	.467	79-103	.767	62	103	165	155	145-0	49	100	23	521	7.6
Matthews	14-5	292	45-101	.446	9-14	.643	6	17	23	62	32-0	11	30	2	100	7.1
Williams	70-12	1375	193-405	.477	86-133	.647	117	209	326	60	203-3	62	96	103	472	6.7
Johnson	80-10	1721	193-412	.468	69-113	.611	131	267	398	55	205-1	35	95	65	455	5.7
Iavaroni	78-71	1532	149-322	.463	97-131	.740	91	219	310	95	222-1	36	124	55	395	5.1
Edwards	60-0	654	84-221	.380	34-48	.708	12	47	59	90	78-1	31	46	5	202	3.4
Threatt	45-0	464	62-148	.419	23-28	.821	17	23	40	41	65-1	13	33	2	148	3.3
Rautins	28-3	196	21-58	.362	6-10	.600	9	24	33	29	31-0	9	19	2	48	1.7
C. Jones	1-0	3	0-1	.000	1-4	.250	0	0	0	0	1-0	0	0	0	1	1.0
Kuczenski	3-2	40	1-8	.125	1-2	.500	1	5	6	2	7-0	1	5	1	3	1.0
76ERS	82	19955	3384-6833	.495	2041-2706	.754	1181	2382	3563	2032	2040-13	807	1628	653	8838	107.8
OPPONENTS	82	19955	3427-7136	.480	1757-2367	.742	1235	2237	3472	2062	2237-42	805	1559	483	8658	105.6

3-PT FG: 76ERS 29-107 (.271), Malone 0-4 (.000), Erving 7-21 (.333), Toney 12-38 (.316), Cheeks 8-20 (.400), B. Jones 0-1 (.000), Richardson 0-4 (.000), Matthews 1-7 (.143), Williams 0-1 (.000), Iavaroni 0-2 (.000), Edwards 0-1 (.000), Threatt 1-8 (.125), OPPONENTS 47-207 (.227).

1983-1984 GAME-BY-GAME RESULTS

DATE	W/L	PHI	OPP	TEAM	DATE	W/L	PHI	OPP	TEAM
10/28	W	117	114	Washington	02/08	W	118	107	Houston
10/29	W	124	112	*at Indiana	02/10	L	91	100	Chicago
11/01	W	99	91	Chicago	02/12	W	109	91	at Boston
11/04	L	94	104	Milwaukee	02/15	L	116	119	**at Dallas
11/05	W	119	112	at New Jersey	02/17	W	114	109	New Jersey
11/09	L	116	120	at Detroit	02/19	W	101	97	New York
11/11	W	108	100	Kansas City	02/21	L	116	119	*at New Jersey
11/13	W	124	116	*San Diego	02/23	L	109	116	*at Cleveland
11/16	W	102	97	New York	02/24	L	114	119	Portland
11/17	L	94	99	at Atlanta	02/26	L	99	101	Los Angeles
11/19	W	92	91	Boston	02/29	W	103	97	at Utah
11/22	W	112	108	Detroit	03/01	L	100	112	at Phoenix
11/23	W	113	105	at San Antonio	03/04	W	127	122	at San Diego
11/25	W	115	101	at Houston	03/07	W	113	105	at Los Angeles
11/29	W	98	96	at Indiana	03/09	W	92	84	Seattle
11/30	W	122	110	Atlanta	03/11	W	120	97	Utah
12/03	L	98	103	at Washington	03/13	W	121	106	at Indiana
12/04	W	121	114	*at Boston	03/14	W	92	91	Milwaukee
12/07	W	133	128	Denver	03/16	L	102	105	Atlanta
12/09	L	93	100	New Jersey	03/17	W	131	112	Phoenix
12/11	W	97	87	at Milwaukee	03/22	W	106	101	at Washington
12/14	W	115	93	Milwaukee	03/23	W	100	95	Cleveland
12/16	W	115	105	Cleveland	03/25	W	119	114	*Boston
12/21	W	122	121	San Antonio	03/27	L	78	97	at Atlanta
12/23	W	108	106	at Detroit	03/28	W	109	103	Washington
12/27	W	112	109	at Kansas City	03/30	W	118	110	Dallas
12/29	L	89	101	at Denver	03/31	W	111	104	at Chicago
12/30	L	93	97	*at Seattle	04/03	L	115	118	at Detroit
01/01	W	115	103	at Portland	04/05	L	103	113	at Milwaukee
01/03	L	106	115	at Golden State	04/06	W	112	106	Indiana
01/05	W	103	102	*at Milwaukee	04/08	W	109	108	New York
01/06	W	108	104	New Jersey	04/10	L	102	106	at New Jersey
01/07	L	98	106	at Cleveland	04/11	L	113	126	Detroit
01/09	L	73	111	at New York	04/14	W	103	100	at New York
01/11	W	121	99	Washington	04/15	W	129	115	Chicago
01/13	L	104	105	Boston					
01/14	W	129	103	Golden State					
01/17	W	128	117	Detroit					
01/18	W	109	107	at Cleveland					
01/20	W	109	106	Cleveland					
01/21	L	90	94	at Washington					
01/24	L	102	111	at New York					
01/25	L	98	102	at Boston					
02/01	W	111	103	Indiana					
02/03	L	88	99	Atlanta					
02/04	L	97	102	at Atlanta					
02/07	L	89	104	at Chicago					

* denotes overtime
 ** denotes double-overtime

YEAR-BY-YEAR

1984-1985 SEASON STATISTICS

RECORD: 58-24 (.707)

HOME: 34-7

AWAY: 24-17

2ND ATLANTIC DIVISION

PLAYER	G-GS	MIN	FG-FGA	PCT	FT-FTA	PCT	OFF	DEF	TOT	AST	PF-DQ	STL	TO	BLK	PTS	AVG
Malone	79-79	2957	602-1284	.469	737-904	.815	385	646	1031	130	216-0	67	286	123	1941	24.6
Erving	78-78	2535	610-1236	.494	338-442	.765	172	242	414	233	199-0	135	208	109	1561	20.0
Toney	70-65	2237	450-914	.492	306-355	.862	35	142	177	363	211-1	65	224	24	1245	17.8
Barkley	82-60	2347	427-783	.545	293-400	.733	266	437	703	155	301-5	95	209	80	1148	14.0
Cheeks	78-78	2616	422-741	.570	175-199	.879	54	163	217	497	184-0	169	155	24	1025	13.1
Jones	80-8	1633	207-385	.538	186-216	.861	105	192	297	155	183-2	84	118	50	600	7.5
Richardson	74-20	1531	183-404	.453	76-89	.854	60	95	155	157	143-0	37	78	15	443	6.0
Threatt	82-0	1304	188-416	.452	66-90	.733	21	78	99	175	171-2	80	99	16	446	5.4
G. Johnson	55-3	756	107-263	.407	49-56	.875	48	116	164	38	99-0	31	49	16	264	4.8
C. Johnson	58-0	875	117-235	.498	36-49	.735	92	129	221	33	112-0	15	43	44	270	4.7
Wood	38-1	269	50-134	.373	18-26	.692	3	15	18	45	17-0	8	25	0	122	3.2
Williams	46-8	488	58-148	.392	28-47	.596	38	68	106	11	92-1	26	44	26	144	3.1
Iavaroni	12-10	156	12-31	.387	6-6	1.000	11	18	29	6	24-0	4	16	3	30	2.5
Hayes	11-0	101	10-18	.556	2-4	1.000	11	23	34	1	19-0	1	2	4	22	2.0
76ERS	82	19805	3443-6992	.492	2316-2883	.803	1301	2364	3665	1999	1971-11	817	1575	534	9261	112.9
OPPONENTS	82	19805	3494-7157	.488	1857-2397	.775	1183	2173	3356	2139	2209-32	753	1534	391	8925	108.8

3-PT FG: 76ERS 59-224 (.263), Malone 0-2 (.000), Erving 3-14 (.214), Toney 39-105 (.371), Barkley 1-6 (.167), Cheeks 6-26 (.231), Jones 0-4 (.000), Richardson 1-3 (.333), Threatt 4-22 (.182), G. Johnson 1-10 (.100), C. Johnson 0-1 (.000), Wood 4-30 (.133), Williams 0-1 (.000), OPPONENTS 80-311 (.257).

1984-1985 GAME-BY-GAME RESULTS

DATE	W/L	PHI	OPP	TEAM	DATE	W/L	PHI	OPP	TEAM
10/26	W	111	101	Cleveland	02/04	W	106	92	Atlanta
10/27	W	111	108	at Atlanta	02/06	W	116	111	Washington
10/30	W	118	96	at New Jersey	02/12	W	124	116	at Indiana
11/02	W	107	103	Dallas	02/13	W	131	129	New York
11/07	W	134	113	Indiana	02/15	L	107	112	Cleveland
11/09	L	119	130	at Boston	02/16	W	125	114	at Detroit
11/14	L	133	137	*Detroit	02/18	L	113	120	at Cleveland
11/16	W	101	90	at Detroit	02/20	W	137	116	Golden State
11/17	W	109	100	at Chicago	02/22	W	110	99	Detroit
11/20	L	105	120	Washington	02/24	W	117	108	Utah
11/21	W	112	107	at Indiana	02/26	L	97	116	at Milwaukee
11/23	W	119	117	*at Phoenix	02/28	W	127	119	at Kansas City
11/24	L	110	114	at Denver	03/03	L	90	99	at Houston
11/27	W	93	89	at Washington	03/04	L	103	109	at San Antonio
11/28	W	122	101	Indiana	03/06	W	96	86	Atlanta
11/30	W	126	116	Portland	03/08	W	128	114	Seattle
12/02	W	114	112	New Jersey	03/09	L	129	131	**at New York
12/05	W	112	111	Milwaukee	03/13	W	121	103	L.A. Clippers
12/07	W	122	116	L.A. Lakers	03/15	W	119	110	New York
12/09	W	110	94	New York	03/16	W	127	107	New Jersey
12/11	L	106	110	at New York	03/19	L	89	116	at Cleveland
12/12	W	110	107	Boston	03/20	L	117	118	*Kansas City
12/14	W	115	111	at Milwaukee	03/22	L	112	131	Milwaukee
12/15	W	114	102	at Chicago	03/24	W	124	103	Denver
12/19	W	123	118	San Antonio	03/27	W	115	97	Washington
12/21	L	101	104	Milwaukee	03/29	L	108	112	at Boston
12/22	W	107	93	New Jersey	03/30	W	122	117	at Chicago
12/25	W	109	108	at Detroit	04/02	W	102	91	at Atlanta
12/28	W	114	111	at Utah	04/03	L	110	113	Cleveland
12/29	W	109	95	at Golden State	04/05	W	116	113	Chicago
01/01	W	111	106	at Portland	04/06	L	117	121	at Indiana
01/02	W	118	109	at Seattle	04/09	W	113	104	Boston
01/05	W	110	106	at Milwaukee	04/10	L	100	125	at New Jersey
01/07	W	100	99	Phoenix	04/12	W	111	105	Indiana
01/09	W	126	122	Detroit	04/13	L	106	118	at Washington
01/11	W	115	108	Houston					
01/13	W	115	104	at Washington					
01/15	W	93	82	at New York					
01/16	W	122	99	Atlanta					
01/20	L	97	113	at Boston					
01/22	W	101	100	at Cleveland					
01/25	L	104	109	at L.A. Lakers					
01/26	W	120	113	at L.A. Clippers					
01/28	L	109	111	at Dallas					
01/30	W	122	104	Boston					
02/01	W	121	110	Chicago					
02/02	L	96	101	at New Jersey					

* denotes overtime
 ** denotes double-overtime



1985-1986 SEASON STATISTICS

RECORD: 54-28 (.659)	HOME: 31-10	AWAY: 23-18	2ND ATLANTIC DIVISION
-----------------------------	--------------------	--------------------	------------------------------

PLAYER	G-GS	MIN	FG-FGA	PCT	FT-FTA	PCT	OFF	DEF	TOT	AST	PF-DQ	STL	TO	BLK	PTS	AVG
Malone	74-74	2706	571-1246	.458	617-784	.787	339	533	872	90	194-0	67	261	71	1759	23.8
Barkley	80-80	2952	595-1041	.572	396-578	.685	354	672	1026	312	333-8	173	350	125	1603	20.0
Erving	74-74	2474	521-1085	.480	289-368	.785	169	201	370	248	196-3	113	214	82	1340	18.1
Cheeks	82-82	3270	490-913	.537	282-335	.842	55	180	235	753	160-0	207	238	27	1266	15.4
McAdoo	29-0	609	116-251	.462	62-81	.765	25	78	103	35	64-0	10	49	18	294	10.1
Threatt	70-27	1754	310-684	.453	75-90	.833	21	100	121	193	157-1	93	102	5	696	9.9
Thompson	23-8	432	70-194	.361	37-43	.860	27	36	63	24	49-1	15	30	17	179	7.8
Catledge	64-7	1092	202-431	.469	90-139	.647	107	165	272	21	127-0	31	69	8	494	7.7
Jones	70-42	1519	189-338	.559	114-145	.786	49	120	169	126	159-0	48	90	50	492	7.0
Wood	29-1	455	57-136	.419	27-34	.794	9	18	27	75	24-0	14	20	0	154	5.3
Green	21-0	232	39-91	.429	14-23	.609	10	25	35	6	27-0	1	18	2	92	4.4
Moss	60-0	852	95-239	.397	54-74	.730	25	65	90	89	106-0	50	61	12	249	4.2
Toney	6-0	84	11-36	.306	3-8	.375	2	3	5	12	8-0	2	7	0	25	4.2
Stokes	31-13	350	56-119	.471	14-21	.667	27	30	57	17	56-0	14	19	11	126	4.1
Johnson	75-2	1069	105-223	.471	51-81	.630	106	149	255	15	129-0	23	38	62	261	3.5
Carler	4-0	36	5-16	.313	5-6	.833	0	1	1	1	8-0	0	1	0	15	3.8
Winters	4-0	17	3-13	.231	0-10	---	1	2	3	0	1-0	1	2	0	6	1.5
Young	2-0	2	0-2	.000	0-0	---	0	0	0	0	0-0	0	0	0	0	0.0
76ERS	82	19905	3435-7058	.487	2130-2810	.758	1326	2378	3704	2017	1798-13	862	1595	490	9051	110.4
OPPONENTS	82	19905	3615-7328	.493	1546-2041	.757	1189	2228	3417	2255	1787-41	802	1520	469	8858	108.0

3-PT FG: 76ERS 51-224 (.228), Malone 0-1 (.000), Barkley 17-75 (.227), Erving 9-32 (.281), Cheeks 4-17 (.235), Threatt 1-24 (.042), Thompson 2-12 (.167), Catledge 0-4 (.000), Jones 0-1 (.000), Wood 13-29 (.448), Moss 5-25 (.200), Toney 0-2 (.000), Stokes 0-1 (.000), Winters 0-1 (.000), OPPONENTS 82-282 (.291).

1985-1986 GAME-BY-GAME RESULTS

DATE	W/L	PHI	OPP	TEAM	DATE	W/L	PHI	OPP	TEAM
10/26	W	99	89	at New York	01/24	W	121	114	at Cleveland
10/29	L	117	119	at Milwaukee	01/26	L	103	105	at Boston
10/30	W	132	125	*Detroit	01/28	W	106	99	at Seattle
11/01	L	102	106	at New Jersey	01/29	L	86	107	at Utah
11/02	L	113	114	*at Atlanta	01/31	L	100	134	at L.A. Lakers
11/06	W	105	97	Indiana	02/01	L	121	125	at Golden State
11/08	L	95	107	San Antonio	02/05	W	142	107	New Jersey
11/10	W	105	97	Milwaukee	02/06	W	111	103	at Cleveland
11/13	W	110	106	Chicago	02/12	W	106	98	Chicago
11/16	L	97	118	at Washington	02/13	W	95	92	at New York
11/20	W	117	113	Golden State	02/15	L	133	134	*at Detroit
11/22	L	103	110	at Boston	02/17	L	106	111	Milwaukee
11/23	L	114	119	Detroit	02/19	W	153	133	Portland
11/26	L	91	98	Boston	02/21	W	97	87	Washington
11/27	W	111	100	at New Jersey	02/23	L	111	117	*L.A. Lakers
11/29	W	110	100	at Indiana	02/25	W	122	108	at Chicago
11/30	W	115	95	at New York	02/28	W	123	120	at Dallas
12/03	W	127	107	at Detroit	03/01	W	118	107	at Denver
12/04	W	115	110	*Washington	03/04	L	121	128	at Atlanta
12/06	L	121	123	Denver	03/05	L	114	122	*Atlanta
12/08	L	100	105	Seattle	03/07	L	95	125	at Milwaukee
12/11	W	125	110	Cleveland	03/09	W	120	102	Indiana
12/12	L	102	106	at Chicago	03/11	W	101	91	at Indiana
12/14	L	103	107	at Atlanta	03/12	W	105	95	New York
12/17	W	102	96	at Indiana	03/14	W	109	100	Cleveland
12/18	W	126	108	Houston	03/16	L	101	118	at Boston
12/20	W	112	105	Utah	03/17	W	118	112	*at Cleveland
12/21	W	108	102	Boston	03/19	W	118	112	Chicago
12/26	W	117	108	at L.A. Clippers	03/21	W	112	105	Washington
12/28	W	100	98	at Phoenix	03/22	W	123	115	New Jersey
12/30	W	87	84	at Sacramento	03/24	L	93	100	at Washington
01/01	W	121	119	*at Portland	03/26	W	112	103	Atlanta
01/04	L	100	115	at Houston	03/28	L	94	116	Milwaukee
01/06	W	108	102	at San Antonio	03/30	W	114	113	Dallas
01/08	W	116	114	L.A. Clippers	04/02	W	93	87	New York
01/10	W	113	102	Sacramento	04/04	W	122	102	Cleveland
01/11	W	102	101	at Detroit	04/06	W	95	94	Boston
01/14	W	123	105	at New Jersey	04/08	W	116	112	Detroit
01/15	L	89	123	New Jersey	04/11	W	130	122	Indiana
01/17	W	120	118	*at Chicago	04/13	L	97	98	at Washington
01/20	W	103	93	New York					
01/22	W	118	111	Phoenix					

* denotes overtime

YEAR-BY-YEAR

1986-1987 SEASON STATISTICS

RECORD: 45-37 (.549)

HOME: 28-13

AWAY: 17-24

2ND ATLANTIC DIVISION

PLAYER	G-GS	MIN	FG-FGA	PCT	FT-FTA	PCT	OFF	DEF	TOT	AST	PF-DQ	STL	TO	BLK	PTS	AVG
Barkley	68-62	2740	557-937	.594	429-564	.761	390	604	994	331	252-5	119	322	104	1564	23.0
Erving	60-60	1918	400-850	.471	191-235	.813	115	149	264	191	137-0	76	158	94	1005	16.8
Cheeks	68-68	2624	415-788	.527	227-292	.777	47	168	215	538	109-0	180	173	15	1061	15.6
Robinson	55-30	1586	338-729	.464	139-184	.755	86	221	307	89	150-1	86	123	30	815	14.8
Hinson	76-58	2489	393-823	.478	273-360	.758	150	338	488	60	281-4	45	149	161	1059	13.9
McCormick	81-79	2817	391-718	.545	251-349	.719	180	431	611	114	270-4	36	153	64	1033	12.8
Toney	52-12	1058	197-437	.451	133-167	.796	16	69	85	188	78-0	18	112	8	549	10.6
Threatt	28-8	668	108-261	.414	42-53	.792	18	39	57	82	76-0	32	47	4	265	9.5
Ruland	5-2	116	19-28	.679	9-12	.750	12	16	28	10	13-0	0	10	4	47	9.4
Wingate	77-9	1612	259-602	.430	149-201	.741	70	86	156	155	169-1	93	128	19	680	8.8
Colter	43-13	849	120-255	.471	49-68	.721	14	52	66	116	61-0	37	38	6	293	6.8
Free	20-2	285	39-123	.317	36-47	.766	5	14	19	30	26-0	5	18	4	116	5.8
Green	19-0	172	25-70	.357	14-19	.737	6	22	28	7	8-0	4	15	2	64	3.4
McNamara	11-1	113	14-30	.467	7-19	.368	17	19	36	2	17-0	1	8	0	35	3.2
Lampley	1-0	16	1-3	.333	1-2	.500	1	4	5	0	0-0	1	1	0	3	3.0
Vranes	58-6	817	159-138	.428	21-45	.467	51	95	146	30	127-0	35	26	25	140	2.4
76ERS	82	19880	3335-6792	.491	1971-2617	.753	1178	2327	3505	1943	1774-15	768	1519	540	8729	106.5
OPPONENTS	82	19880	3537-7204	.491	1552-2049	.757	1214	2202	3416	2202	1982-30	813	1372	446	8745	106.6

3-PT FG: 76ERS 88-340 (.259), Barkley 21-104 (.202), Erving 14-53 (.264), Cheeks 4-17 (.235), Robinson 0-4 (.000), Hinson 0-1 (.000), McCormick 0-4 (.000), Toney 22-67 (.328), Threatt 7-16 (.438), Wingate 13-52 (.250), Colter 4-8 (.500), Free 2-9 (.222), Vranes 1-5 (.200). OPPONENTS 119-416 (.286).

1986-1987 GAME-BY-GAME RESULTS

DATE	W/L	PHI	OPP	TEAM	DATE	W/L	PHI	OPP	TEAM
10/31	W	108	104	Indiana	01/30	W	121	112	Chicago
11/02	L	113	122	Atlanta	01/31	L	105	106	at Washington
11/04	L	121	125	**at Indiana	02/03	W	99	94	at Indiana
11/05	W	107	101	Milwaukee	02/04	W	121	95	at New Jersey
11/07	W	114	97	San Antonio	02/10	L	99	104	at Chicago
11/09	W	125	119	at Portland	02/11	L	113	123	*Detroit
11/11	W	121	114	at Seattle	02/14	L	107	125	at Detroit
11/13	L	104	112	at Golden State	02/16	W	111	101	at New York
11/14	L	97	127	at Phoenix	02/18	W	114	103	Golden State
11/16	W	103	90	at L.A. Clippers	02/20	W	123	91	Sacramento
11/19	W	98	94	New York	02/22	L	110	112	*L.A. Lakers
11/21	L	110	120	Detroit	02/23	L	103	112	at Atlanta
11/23	W	114	104	Houston	02/26	L	94	96	at San Antonio
11/25	W	102	100	Boston	02/27	L	110	123	at Dallas
11/28	W	116	112	Portland	03/01	W	102	97	at Houston
12/03	W	115	110	*Milwaukee	03/04	L	99	102	New York
12/05	L	106	108	at Boston	03/06	W	123	113	Washington
12/06	W	105	100	New Jersey	03/07	L	102	114	New Jersey
12/10	W	122	112	Indiana	03/10	W	100	91	at Cleveland
12/12	L	90	123	at New Jersey	03/11	W	117	108	Chicago
12/13	L	120	123	at Cleveland	03/14	L	95	98	at Detroit
12/16	L	91	103	at Milwaukee	03/18	W	109	107	Atlanta
12/17	L	107	110	Cleveland	03/20	W	116	106	Denver
12/19	W	122	100	Boston	03/21	W	105	102	at Milwaukee
12/20	L	88	98	Detroit	03/23	L	100	103	Dallas
12/22	L	111	114	Utah	03/24	L	91	93	at Chicago
12/25	L	97	102	Washington	03/27	W	110	99	New Jersey
12/27	W	99	95	at Sacramento	03/29	L	100	118	at Boston
12/28	L	85	111	at L.A. Lakers	03/31	W	116	105	at Cleveland
12/30	W	111	108	at Denver	04/01	W	108	99	Cleveland
01/02	W	104	99	at Utah	04/03	L	109	113	at New Jersey
01/05	W	108	102	L.A. Clippers	04/05	W	106	104	*Boston
01/07	W	109	102	at Atlanta	04/06	L	101	108	at New York
01/09	L	84	94	New York	04/08	L	92	110	at Atlanta
01/10	L	111	117	at Washington	04/10	W	98	96	*Chicago
01/13	W	101	94	at Indiana	04/13	W	113	105	Washington
01/14	W	96	93	Atlanta	04/15	L	95	128	at Milwaukee
01/17	L	89	105	at Chicago	04/17	L	111	115	Indiana
01/19	W	107	104	Phoenix	04/19	W	108	102	at Washington
01/21	W	129	123	*Seattle					
01/25	L	96	111	at Boston					
01/27	W	108	103	at New York					
01/28	W	109	107	Cleveland					

* denotes overtime
** denotes double-overtime



1987-1988 SEASON STATISTICS

RECORD: 36-46 (.439)

HOME: 27-14

AWAY: 9-32

4TH ATLANTIC DIVISION

PLAYER	G-GS	MIN	FG-FGA	PCT	FT-FTA	PCT	OFF	DEF	TOT	AST	PF-DQ	STL	TO	BLK	PTS	AVG
Barkley	80-80	3170	753-1283	.587	714-951	.751	385	566	951	254	278-6	100	304	103	2264	28.3
Robinson	62-51	2110	483-1041	.464	210-293	.717	116	289	405	131	192-4	79	161	39	1178	19.0
Gminski	47-47	1767	290-652	.445	212-226	.938	163	331	494	84	98-0	36	94	85	792	16.9
Cheeks	79-79	2871	428-865	.495	227-275	.825	59	194	253	635	116-0	167	160	22	1086	13.7
Hinson	29-10	845	123-272	.452	89-124	.718	53	116	169	27	90-3	24	63	68	335	11.6
Wingate	61-22	1419	218-545	.400	99-132	.750	44	57	101	119	125-0	47	104	22	545	8.9
Coleman	43-14	841	110-213	.516	76-101	.752	58	119	177	23	120-1	15	55	25	296	6.9
G. Henderson	69-3	1436	189-439	.431	136-168	.810	26	71	97	218	173-0	67	125	5	581	8.4
McCormick	23-17	601	71-138	.514	37-53	.698	49	95	144	26	75-1	14	35	8	179	7.8
Toney	29-15	522	72-171	.421	58-72	.806	8	39	47	108	35-0	11	50	6	211	7.3
King	72-44	1593	211-540	.391	78-103	.757	71	145	216	109	219-4	39	93	18	517	7.2
D. Henderson	22-1	351	47-116	.405	32-47	.681	11	24	35	34	41-0	12	40	5	126	5.7
Welp	10-0	132	18-31	.581	12-18	.667	11	13	24	5	25-0	5	9	5	48	4.8
Askw	14-2	234	22-74	.297	8-11	.727	6	16	22	33	12-0	10	12	6	52	3.6
McNamara	42-18	581	52-133	.391	48-66	.727	66	91	157	18	67-0	4	26	12	152	3.6
Thornton	41-2	508	59-111	.532	29-47	.617	41	58	99	11	80-1	9	27	3	147	3.6
Colter	12-0	152	15-40	.375	7-9	.778	7	11	18	26	20-0	6	11	0	37	3.1
Vranes	57-5	772	53-121	.438	15-35	.429	45	72	117	36	100-0	27	25	33	121	2.1
76ERS	82	19905	3214-6785	.474	2087-2731	.764	1219	2307	3526	1897	1866-20	672	1433	465	8667	105.7
OPPONENTS	82	19905	3501-7063	.496	1640-2163	.758	1109	2225	3334	2217	2118-25	718	1280	441	8785	107.1

3-P FT FG: 76ERS 152-471 (.323), Barkley 44-157 (.280), Robinson 2-9 (.222), Cheeks 3-22 (.136), Hinson 0-1 (.000), Wingate 10-40 (.250), Coleman 0-1 (.000), G. Henderson 67-159 (.421), Toney 9-27 (.333), King 17-49 (.347), D. Henderson 0-1 (.000), Thornton 0-2 (.000), Vranes 0-3 (.000). OPPONENTS 143-423 (.338).

1987-1988 GAME-BY-GAME RESULTS

DATE	W/L	PHI	OPP	TEAM	DATE	W/L	PHI	OPP	TEAM
11/06	W	108	95	Indiana	02/04	L	95	109	at Indiana
11/07	L	94	104	at Chicago	02/09	L	110	112	at Atlanta
11/13	L	94	113	Detroit	02/11	W	119	113	*Milwaukee
11/14	L	83	104	at Atlanta	02/14	L	105	109	at New Jersey
11/18	W	113	109	at Detroit	02/15	L	95	102	at Detroit
11/20	W	116	85	Boston	02/17	L	107	115	Cleveland
11/21	L	88	101	at Cleveland	02/19	W	115	100	New Jersey
11/24	W	108	104	Cleveland	02/21	L	115	120	*at Milwaukee
11/27	L	103	109	at Golden State	02/22	L	106	119	at Houston
11/28	L	114	115	*at Sacramento	02/24	L	121	123	*at San Antonio
11/30	W	106	100	at Utah	02/26	L	104	120	at Denver
12/02	L	85	88	at L.A. Clippers	02/27	L	91	100	at Dallas
12/04	W	118	105	Seattle	02/29	W	102	101	Chicago
12/08	W	109	96	at Chicago	03/03	L	93	97	at Chicago
12/09	W	94	86	Portland	03/04	L	108	110	*at New York
12/12	L	121	131	Denver	03/06	W	105	100	at Indiana
12/16	W	114	102	San Antonio	03/07	L	104	110	L.A. Lakers
12/17	W	106	96	at New York	03/11	W	124	118	Sacramento
12/19	W	95	90	Dallas	03/13	W	104	96	Washington
12/20	L	87	124	at Boston	03/15	L	90	104	at Atlanta
12/22	L	115	118	Boston	03/16	W	115	108	New York
12/23	W	110	106	at New Jersey	03/18	W	129	109	Indiana
12/25	L	100	106	Atlanta	03/19	W	94	89	at Washington
12/28	L	101	117	at Phoenix	03/22	L	90	102	at New Jersey
12/29	L	115	131	at L.A. Lakers	03/23	L	102	118	Chicago
01/01	L	125	127	at Portland	03/25	W	97	93	at Boston
01/02	L	114	116	at Seattle	03/28	W	108	98	Houston
01/04	W	122	114	Phoenix	03/30	W	134	109	Milwaukee
01/06	W	116	93	Utah	04/01	L	93	105	Atlanta
01/08	W	117	103	L.A. Clippers	04/05	L	119	136	New York
01/09	W	126	110	Cleveland	04/08	L	86	96	Detroit
01/12	L	103	106	at Milwaukee	04/10	L	108	117	Boston
01/13	W	104	95	New Jersey	04/11	W	115	102	at Milwaukee
01/15	W	119	104	New York	04/13	W	98	97	*Washington
01/16	L	96	110	at New York	04/15	L	101	103	*Atlanta
01/20	L	98	110	Washington	04/16	L	92	126	at Indiana
01/24	L	99	131	at Washington	04/19	W	115	102	Milwaukee
01/25	L	117	118	*at Washington	04/21	W	104	101	New Jersey
01/27	L	109	119	*Chicago	04/23	L	99	104	at Cleveland
01/29	W	94	89	Indiana	04/24	L	118	128	at Detroit
01/31	L	85	100	at Boston					
02/03	W	96	84	Golden State					

* denotes overtime

YEAR-BY-YEAR

1988-1989 SEASON STATISTICS

RECORD: 46-36 (.561)

HOME: 30-11

AWAY: 16-25

2ND ATLANTIC DIVISION

PLAYER	G-GS	MIN	FG-FGA	PCT	FT-FTA	PCT	OFF	DEF	TOT	AST	PF-DQ	STL	TO	BLK	PTS	AVG
Barkley	79-79	3088	700-1208	.579	602-799	.753	403	583	986	325	262-3	126	254	67	2037	25.8
Gminski	82-82	2739	556-1166	.477	297-341	.871	213	556	769	138	142-0	46	129	106	1409	17.2
Anderson	82-12	2618	566-1152	.491	196-229	.856	167	239	406	139	166-1	71	126	23	1330	16.2
Robinson	14-13	416	90-187	.481	32-44	.727	19	56	75	32	37-0	17	34	2	212	15.1
Hawkins	79-79	2577	442-971	.455	241-290	.831	51	174	225	239	184-0	120	158	37	1196	15.1
Cheeks	71-70	2298	336-696	.483	151-195	.774	39	144	183	554	114-0	105	116	17	824	11.6
Smith	36-18	695	105-220	.477	65-93	.699	31	55	86	68	100-3	24	44	15	279	7.8
Henderson	65-0	986	144-348	.414	104-127	.819	17	51	68	140	121-1	42	73	3	425	6.5
Brooks	82-6	1372	156-371	.420	61-69	.884	19	75	94	306	116-0	69	65	3	428	5.2
Coleman	58-11	703	117-241	.485	61-77	.792	49	128	177	17	120-0	10	48	18	295	5.1
Jones	42-34	577	81-179	.453	50-67	.746	24	71	95	33	50-0	16	39	13	212	5.0
Wingate	33-6	372	54-115	.470	27-34	.794	12	25	37	73	43-0	9	35	2	137	4.2
Myers	4-0	40	6-12	.500	2-4	.500	3	7	10	2	3-0	3	4	0	14	3.5
Welp	72-0	843	99-222	.446	48-73	.658	59	134	193	29	176-0	23	42	41	246	3.4
Thornton	54-0	449	47-111	.423	32-60	.533	36	56	92	15	87-0	8	23	7	127	2.4
Rowinski	3-0	7	1-2	.500	1-2	.500	1	2	3	0	0-0	0	0	0	3	1.0
76ERS	82	19780	3500-7201	.486	1970-2504	.787	1143	2356	3499	2110	1721-8	689	1214	354	9174	111.9
OPPONENTS	82	19780	3658-7296	.501	1565-2023	.774	1149	2412	3561	2281	1984-26	640	1269	445	9051	110.4

3-PT FG: 76ERS 204-646 (.316), Barkley 35-162 (.216), Gminski 0-6 (.000), Anderson 2-11 (.182), Robinson 0-1 (.000), Hawkins 71-166 (.428), Cheeks 1-13 (.077), Smith 4-16 (.250), Henderson 33-107 (.308), Brooks 55-153 (.359), Jones 0-1 (.000), Wingate 2-6 (.333), Welp 0-1 (.000), Thornton 1-3 (.333). OPPONENTS 170-495 (.343).

1988-1989 GAME-BY-GAME RESULTS

DATE	W/L	PHI	OPP	TEAM	DATE	W/L	PHI	OPP	TEAM
11/04	W	129	110	L.A. Clippers	01/31	L	103	118	at Cleveland
11/05	W	129	115	Boston	02/01	W	114	110	*Washington
11/08	L	109	116	Detroit	02/03	L	106	124	Detroit
11/09	L	103	114	at Milwaukee	02/08	W	109	102	Seattle
11/11	W	107	105	Atlanta	02/14	W	113	108	at Indiana
11/15	L	107	120	at Chicago	02/15	W	113	98	Indiana
11/16	W	123	110	Chicago	02/17	L	127	129	*New Jersey
11/18	W	137	135	New York	02/18	L	100	118	at Cleveland
11/19	L	122	141	at New York	02/22	W	139	108	at Miami
11/22	W	130	103	at Washington	02/24	L	95	120	at Phoenix
11/23	W	104	91	Cleveland	02/26	L	115	122	at Denver
11/25	W	123	116	Charlotte	02/28	W	123	105	at L.A. Clippers
11/26	W	122	114	Indiana	03/01	W	114	111	at Sacramento
11/28	L	104	109	L.A. Lakers	03/03	L	121	129	at Portland
11/30	W	114	106	Portland	03/04	L	104	118	at Seattle
12/01	L	107	109	at Charlotte	03/06	L	106	110	Phoenix
12/03	W	107	100	at Indiana	03/07	W	90	88	at Chicago
12/07	W	134	109	Denver	03/09	W	106	96	Sacramento
12/09	L	107	121	at Boston	03/11	L	106	111	Detroit
12/10	L	100	106	at Detroit	03/15	W	100	96	New Jersey
12/13	L	91	109	Milwaukee	03/16	W	121	112	at New York
12/14	L	96	103	at Atlanta	03/18	L	114	123	at Washington
12/16	W	114	106	at New Jersey	03/20	L	109	129	New York
12/17	W	119	107	Utah	03/22	W	100	97	Cleveland
12/20	L	102	108	Dallas	03/24	W	135	122	San Antonio
12/25	W	125	110	Washington	03/26	L	103	105	at Boston
12/27	L	112	119	at Golden State	03/28	W	117	115	*Boston
12/28	L	123	128	at L.A. Lakers	03/31	W	114	93	Miami
12/30	L	95	102	at Utah	04/02	W	108	99	Houston
01/05	L	104	119	at San Antonio	04/04	W	124	113	at New York
01/07	W	96	95	at Houston	04/05	L	93	135	at Atlanta
01/09	W	121	103	at Dallas	04/07	W	118	108	at Charlotte
01/11	W	103	94	New Jersey	04/08	L	103	113	at Milwaukee
01/13	W	114	101	Atlanta	04/11	L	90	92	at Cleveland
01/15	W	116	109	at Charlotte	04/14	L	115	119	Charlotte
01/16	L	122	127	*Charlotte	04/16	W	115	112	New York
01/18	W	115	104	Boston	04/18	W	124	102	Milwaukee
01/20	L	109	117	at Boston	04/20	W	105	92	at New Jersey
01/21	L	105	107	at Washington	04/21	L	91	100	at Detroit
01/25	W	120	108	Chicago	04/23	W	115	106	Washington
01/27	W	113	112	Golden State					
01/28	W	123	105	at New Jersey					

* denotes overtime



1989-1990 SEASON STATISTICS

RECORD: 53-29 (.646)

HOME: 34-7

AWAY: 19-22

1ST ATLANTIC DIVISION

PLAYER	G-GS	MIN	FG-FGA	PCT	FT-FTA	PCT	OFF	DEF	TOT	AST	PF-DQ	STL	TO	BLK	PTS	AVG
Barkley	79-79	3085	706-1177	.600	557-744	.749	361	548	909	307	250-2	148	243	50	1989	25.2
Hawkins	82-82	2856	522-1136	.460	387-436	.888	85	219	304	261	217-2	130	185	28	1515	18.5
Dawkins	81-81	2865	465-950	.489	210-244	.861	48	199	247	601	159-1	121	214	9	1162	14.3
Gminski	81-81	2659	458-1002	.457	193-235	.821	196	491	687	128	136-0	43	98	102	1112	13.7
Anderson	78-3	2089	379-841	.451	165-197	.838	81	214	295	143	143-0	72	78	13	926	11.9
Mahorn	75-66	2271	313-630	.497	183-256	.715	167	401	568	98	251-2	44	104	103	811	10.8
Smith	75-7	1405	261-514	.508	130-186	.699	62	110	172	109	198-2	35	85	20	668	8.9
Vincent	17-5	259	45-105	.429	33-37	.892	13	23	36	8	23-0	10	14	2	124	7.3
Brooks	72-1	975	119-276	.431	50-57	.877	15	49	64	207	105-0	47	38	0	319	4.4
Payne	35-4	216	47-108	.435	16-18	.889	11	15	26	10	37-0	7	20	6	114	3.3
Copeland	23-0	110	31-68	.456	11-14	.786	4	6	10	9	12-0	1	19	1	74	3.2
Nimphius	38-1	314	38-91	.418	14-30	.467	22	39	61	6	45-0	4	12	18	90	2.4
Thornton	56-0	592	48-112	.429	26-51	.510	45	88	133	17	105-1	20	35	12	123	2.2
Gaines	9-0	81	4-12	.333	1-4	.250	1	4	5	26	11-0	4	10	0	10	1.1
Lloyd	2-0	10	1-2	.500	0-0	---	0	0	0	0	3-0	0	4	0	2	1.0
Shouse	3-0	18	0-4	.000	0-0	---	0	0	0	2	2-0	1	2	1	0	0.0
76ERS	82	19805	3437-7028	.489	1976-2509	.788	1111	2406	3517	1932	1697-10	687	1209	365	9039	110.2
OPPONENTS	82	19805	3417-7117	.480	1584-2054	.771	1113	2356	3469	2155	1945-16	636	1234	380	8630	105.2

3-PT FG: 76ERS 189-543 (.348), Barkley 20-92 (.217), Hawkins 84-200 (.420), Dawkins 22-66 (.333), Gminski 3-17 (.176), Anderson 3-21 (.143), Mahorn 2-9 (.222), Smith 16-36 (.444), Vincent 1-1 (.1000), Brooks 31-79 (.392), Payne 4-10 (.400), Copeland 1-5 (.200), Nimphius 0-1 (.000), Thornton 1-3 (.333), Gaines 1-2 (.500), Shouse 0-1 (.000). OPPONENTS 212-573 (.370).

1989-1990 GAME-BY-GAME RESULTS

DATE	W/L	PHI	OPP	TEAM	DATE	W/L	PHI	OPP	TEAM
11/04	L	96	102	Milwaukee	01/31	W	112	108	at Indiana
11/08	W	115	91	Miami	02/02	W	119	109	Milwaukee
11/10	L	118	125	*at Minnesota	02/04	W	105	102	at Milwaukee
11/11	W	104	96	at Milwaukee	02/05	W	114	89	Utah
11/14	L	94	96	at Boston	02/07	L	112	113	Golden State
11/15	W	109	96	Charlotte	02/08	L	99	101	at Orlando
11/17	W	108	101	San Antonio	02/14	W	122	112	New Jersey
11/18	L	103	116	at Orlando	02/16	W	100	96	*Seattle
11/22	W	113	103	at Miami	02/18	W	110	109	at Portland
11/24	W	121	108	Washington	02/19	L	102	115	at Utah
11/25	W	111	103	at Indiana	02/21	W	96	95	at Golden State
11/29	W	114	84	Cleveland	02/23	L	116	122	at L.A. Lakers
12/01	L	90	107	at Washington	02/24	L	99	126	at Phoenix
12/02	L	92	100	at Atlanta	02/26	W	129	110	Orlando
12/05	L	103	110	at New York	03/01	W	105	100	at New York
12/06	W	121	98	Miami	03/02	L	112	115	*at Detroit
12/08	W	107	101	Detroit	03/05	W	128	105	L.A. Clippers
12/09	L	105	125	at Chicago	03/07	W	110	93	New York
12/12	L	82	97	at New Jersey	03/09	L	100	104	Portland
12/13	W	112	103	Atlanta	03/11	L	105	107	at Boston
12/15	L	88	95	Dallas	03/13	L	102	119	at Cleveland
12/20	W	118	111	Washington	03/14	W	116	110	L.A. Lakers
12/22	W	89	88	at Boston	03/16	W	119	110	New Jersey
12/23	W	131	104	Chicago	03/17	L	109	114	at Chicago
12/26	L	111	114	at Denver	03/19	W	108	94	at New Jersey
12/27	L	106	110	at Seattle	03/21	W	118	97	Miami
12/29	L	95	105	at Sacramento	03/23	W	115	99	Sacramento
12/30	W	100	95	at L.A. Clippers	03/24	W	114	112	*at Washington
01/03	L	94	103	at San Antonio	03/28	W	122	104	Boston
01/05	W	104	79	at Dallas	03/30	W	149	131	Denver
01/06	L	119	124	*at Houston	04/01	W	141	112	Phoenix
01/08	W	120	116	Indiana	04/03	W	133	112	Houston
01/10	W	113	111	New York	04/06	L	104	114	at New York
01/12	L	102	113	Cleveland	04/07	W	112	108	at Atlanta
01/13	W	120	101	at Washington	04/10	L	111	123	Atlanta
01/17	W	112	108	Detroit	04/12	W	110	77	Minnesota
01/19	W	102	95	at Miami	04/14	W	109	102	at Charlotte
01/20	W	108	98	New Jersey	04/18	W	124	113	Indiana
01/23	W	103	88	at Cleveland	04/19	W	107	97	at Detroit
01/24	W	125	103	Orlando	04/22	L	98	118	Boston
01/26	W	120	109	Chicago					
01/27	W	125	101	Washington					

* denotes overtime

YEAR-BY-YEAR

1990-1991 SEASON STATISTICS

RECORD: 44-38 (.537)

HOME: 29-12

AWAY: 15-26

2ND ATLANTIC DIVISION

PLAYER	G-GS	MIN	FG-FGA	PCT	FT-FTA	PCT	OFF	DEF	TOT	AST	PF-DQ	STL	TO	BLK	PTS	AVG
Barkley	67-67	2498	665-1167	.570	475-658	.722	258	422	680	284	173-2	110	210	33	1849	27.6
Hawkins	80-80	3110	590-1251	.472	479-550	.871	48	262	310	299	182-0	178	213	39	1767	22.1
Gilliam	50-50	1695	292-621	.470	164-201	.816	134	230	364	78	120-1	35	110	32	748	15.0
Dawkins	4-4	124	26-41	.634	10-11	.909	0	16	16	28	4-0	3	8	0	63	15.8
Anderson	82-13	2340	512-1055	.485	165-198	.833	103	264	367	115	163-1	65	100	13	1198	14.6
Green	79-75	2248	334-722	.463	117-141	.830	33	104	137	413	130-0	57	108	6	793	10.0
Gminski	30-29	791	109-284	.384	53-63	.841	71	130	201	33	41-0	16	31	34	272	9.1
Mahorn	80-74	2439	261-559	.467	189-240	.788	151	470	621	118	276-6	79	127	56	711	8.9
Turner	70-1	1407	168-383	.439	64-87	.736	36	116	152	311	124-0	63	95	0	412	5.9
Oliver	73-4	800	111-272	.408	52-71	.732	18	62	80	88	76-0	34	50	4	279	3.8
Payne	47-6	444	68-189	.360	26-29	.897	17	49	66	16	43-0	10	21	6	166	3.5
Williams	52-1	508	72-161	.447	37-56	.661	41	70	111	16	92-1	9	40	6	182	3.5
Farmer	2-0	13	2-7	.286	2-2	1.000	2	3	5	0	0-0	0	1	0	6	3.0
Hoppen	11-0	43	6-12	.500	8-12	.667	4	5	9	0	11-0	1	1	0	20	18.0
Elie	3-0	20	2-7	.286	1-2	.500	0	1	1	1	2-0	0	3	0	6	2.0
Bol	82-6	1522	65-164	.396	24-41	.585	66	284	350	20	184-0	16	63	247	155	1.9
Harris	6-0	41	4-16	.250	2-4	.500	0	1	1	0	5-0	1	3	0	10	1.7
Reid	3-0	37	2-14	.143	0-0	---	2	7	9	4	3-0	1	3	3	4	1.3
76ERS	82	20080	3289-6925	.475	1868-2366	.790	984	2496	3480	1824	1629-11	678	1230	479	8641	105.4
OPPONENTS	82	20080	3536-7432	.476	1388-1794	.774	1156	2519	3675	2820	1862-23	691	1177	391	8656	105.6

3-PT FG: 76ERS 195-618 (.316), Barkley 44-155 (.284), Hawkins 108-270 (.400), Gilliam 0-2 (.000), Dawkins 1-4 (.250), Anderson 9-43 (.209), Green 8-36 (.222), Gminski 1-8 (.125), Mahorn 0-9 (.000), Turner 12-33 (.364), Oliver 5-18 (.278), Payne 4-18 (.222), Williams 1-2 (.500), Farmer 0-1 (.000), Hoppen 0-1 (.000), Elie 1-2 (.500), Bol 1-14 (.071), Harris 0-2 (.000), OPPONENTS 196-660 (.297).

1990-1991 GAME-BY-GAME RESULTS

DATE	W/L	PHI	OPP	TEAM	DATE	W/L	PHI	OPP	TEAM
11/02	W	124	116	at Chicago	02/03	L	102	110	**at Minnesota
11/03	W	112	110	*New Jersey	02/05	L	98	107	at Detroit
11/07	L	101	104	Dallas	02/06	W	108	100	Washington
11/08	L	111	141	at Milwaukee	02/12	L	106	121	at Portland
11/10	L	88	104	at Cleveland	02/14	L	81	98	at Sacramento
11/13	W	108	100	at Indiana	02/16	L	124	133	at Golden State
11/14	W	112	104	Atlanta	02/17	W	114	104	at L.A. Clippers
11/16	W	115	102	*Washington	02/19	W	107	104	*Seattle
11/17	L	79	106	at New York	02/22	W	103	96	at Miami
11/19	W	109	101	Charlotte	02/23	W	103	90	at New Jersey
11/21	W	101	99	Sacramento	02/25	W	92	90	L.A. Lakers
11/23	W	111	105	Cleveland	02/27	W	107	103	Atlanta
11/24	W	124	121	at Atlanta	03/01	W	121	111	Portland
11/27	L	92	98	at New Jersey	03/03	L	92	95	Utah
11/28	W	116	106	Indiana	03/05	L	99	104	at San Antonio
11/30	L	94	96	at Detroit	03/06	W	97	92	at Dallas
12/01	W	116	110	Boston	03/09	L	80	97	at Houston
12/04	W	109	108	*Milwaukee	03/12	W	133	129	**at Atlanta
12/07	W	135	126	Denver	03/13	L	94	102	New York
12/11	W	119	114	at Orlando	03/15	W	105	103	*Miami
12/12	L	100	108	Houston	03/17	L	105	110	at Boston
12/14	W	95	92	Miami	03/18	W	99	91	Orlando
12/18	W	110	99	L.A. Clippers	03/20	W	107	103	Detroit
12/19	L	105	115	at Boston	03/22	W	95	90	Chicago
12/21	W	126	102	at Miami	03/23	L	99	102	at Washington
12/22	W	106	99	Detroit	03/26	L	95	98	*at New Jersey
12/26	W	106	105	*at Washington	03/28	L	90	94	at Charlotte
12/28	L	96	115	at Phoenix	03/29	W	124	107	Charlotte
12/30	L	107	115	at L.A. Lakers	03/31	W	110	101	Cleveland
01/02	L	99	127	at Seattle	04/02	L	104	121	Milwaukee
01/04	L	99	102	at Utah	04/03	W	107	104	at Indiana
01/05	W	120	104	at Denver	04/07	W	114	111	*at Chicago
01/07	L	102	111	*San Antonio	04/10	W	100	84	New York
01/09	L	99	107	Chicago	04/12	L	85	95	Washington
01/11	W	120	105	at Milwaukee	04/14	L	88	96	Minnesota
01/12	W	109	99	New Jersey	04/16	L	99	108	*at New York
01/18	L	138	141	*Golden State	04/18	W	122	97	Boston
01/19	L	97	112	New York	04/19	L	100	114	at Miami
01/21	L	116	117	*at New York	04/21	L	110	123	at Cleveland
01/23	L	109	110	Indiana					
01/25	W	116	94	Boston					
01/26	L	75	79	at Charlotte					
02/01	W	96	89	Phoenix					

* denotes overtime
** denotes double-overtime



1991-1992 SEASON STATISTICS

RECORD: 35-47 (.427)

HOME: 23-18

AWAY: 12-29

5TH ATLANTIC DIVISION

PLAYER	G-GS	MIN	FG-FGA	PCT	FT-FTA	PCT	OFF	DEF	TOT	AST	PF-DQ	STL	TO	BLK	PTS	AVG
Barkley	75-75	2881	622-1126	.552	454-653	.695	271	559	830	308	196-2	136	235	44	1730	23.1
Hawkins	81-81	3013	521-1127	.462	403-461	.874	53	218	271	248	174-0	157	189	43	1536	19.0
Gilliam	81-81	2771	512-1001	.511	343-425	.807	234	426	660	118	176-1	51	166	85	1367	16.9
Anderson	82-11	2432	469-1008	.465	143-163	.877	96	182	278	135	128-0	86	109	11	1123	13.7
Dawkins	82-82	2815	394-902	.437	164-186	.882	42	185	227	567	158-0	89	183	5	988	12.0
Shackelford	72-62	1399	205-422	.486	63-95	.663	145	270	415	46	205-3	38	62	51	473	6.6
Wiggins	49-0	569	88-229	.384	35-51	.686	43	51	94	22	67-0	20	25	1	211	4.3
Mays	21-0	215	28-94	.298	20-30	.667	3	12	15	32	32-0	14	28	1	90	4.3
Williams	50-8	646	75-206	.364	56-88	.636	62	83	145	12	110-1	20	44	20	206	4.1
Ruland	13-5	209	20-38	.526	11-16	.688	16	31	47	5	45-0	7	20	4	51	3.9
Grant	55-0	834	99-217	.456	19-22	.864	13	52	65	199	73-0	37	41	2	224	4.1
Payne	49-3	353	65-145	.448	9-13	.692	13	41	54	17	34-0	16	19	8	144	2.9
Oliver	34-0	279	33-100	.330	15-22	.682	10	20	30	20	33-0	10	24	2	81	2.4
Anasley	8-0	32	5-11	.455	5-6	.833	2	2	4	2	6-0	0	3	0	15	1.9
Bol	71-2	1267	49-128	.383	12-26	.462	54	168	222	22	139-1	11	41	205	110	1.5
Hoppen	11-0	40	2-7	.286	5-10	.500	1	9	10	2	6-0	0	3	0	9	0.8
76ERS	82	19755	3187-6761	.471	1757-2267	.775	1058	2309	3367	1755	1582-8	692	1238	482	8358	101.9
OPPONENTS	82	19755	3449-7145	.483	1375-1772	.776	1171	2365	3536	2226	1766-11	686	1184	454	8462	103.2

3-PT FG: 76ERS 227-680 (.334), Barkley 32-137 (.234), Hawkins 91-229 (.397), Gilliam 0-2 (.000), Anderson 42-127 (.331), Dawkins 36-101 (.356), Shackelford 0-1 (.000), Wiggins 0-1 (.000), Mays 14-39 (.359), Grant 7-18 (.389), Payne 5-12 (.417), Oliver 0-4 (.000), Bol 0-9 (.000). OPPONENTS 189-615 (.307).

1991-1992 GAME-BY-GAME RESULTS

DATE	W/L	PHI	OPP	TEAM	DATE	W/L	PHI	OPP	TEAM
11/01	L	90	110	at Chicago	01/28	L	109	110	at Atlanta
11/02	L	115	122	Orlando	01/29	L	90	115	Indiana
11/05	W	107	106	at Washington	01/31	W	112	88	Orlando
11/06	W	107	105	New Jersey	02/01	W	126	110	Boston
11/08	W	126	116	Golden State	02/05	L	108	110	*Cleveland
11/11	W	102	99	Milwaukee	02/11	W	114	102	at Miami
11/13	W	121	100	at Orlando	02/12	L	87	102	New Jersey
11/15	L	97	122	at Boston	02/14	L	99	107	at New Jersey
11/16	W	89	86	at Detroit	02/16	L	83	90	Detroit
11/20	W	114	107	Miami	02/18	W	94	90	at Dallas
11/22	L	92	99	Atlanta	02/20	L	101	110	at Houston
11/23	L	92	100	at New York	02/21	L	90	100	at San Antonio
11/26	L	91	95	Cleveland	02/24	W	108	96	Sacramento
11/27	L	97	107	at Cleveland	02/26	L	89	95	at Orlando
11/29	L	92	95	at Miami	02/27	L	84	136	at Charlotte
11/30	L	91	93	L.A. Lakers	02/29	W	101	92	at Washington
12/03	L	86	88	at New Jersey	03/04	W	107	102	Atlanta
12/06	W	105	102	*Portland	03/06	W	88	86	Dallas
12/07	W	103	100	Chicago	03/08	L	99	103	Chicago
12/11	L	88	98	Denver	03/09	L	99	111	New York
12/13	W	104	95	at Minnesota	03/11	W	111	93	Indiana
12/14	W	104	95	Seattle	03/13	L	104	108	Phoenix
12/18	L	105	107	Utah	03/14	L	105	110	at Milwaukee
12/20	W	127	99	Miami	03/18	L	85	91	at Detroit
12/21	L	97	110	at Milwaukee	03/19	L	116	123	*Charlotte
12/23	L	106	114	Charlotte	03/22	L	100	108	at Indiana
12/26	W	113	110	at Indiana	03/23	W	105	92	San Antonio
12/28	L	95	102	at L.A. Clippers	03/25	L	94	100	at Utah
12/30	L	93	109	at Denver	03/27	L	113	117	at Phoenix
01/02	L	110	114	at Sacramento	03/29	L	88	117	at L.A. Lakers
01/04	W	112	93	at Seattle	03/30	L	106	124	at Golden State
01/05	L	102	115	at Portland	04/01	W	108	91	Miami
01/08	W	114	104	Houston	04/04	W	126	121	at Atlanta
01/10	W	102	90	L.A. Clippers	04/08	L	71	89	Detroit
01/11	L	102	108	at Cleveland	04/10	L	99	115	at New York
01/14	L	80	103	at Chicago	04/12	L	90	94	Milwaukee
01/17	L	95	98	at Boston	04/14	L	94	99	Boston
01/18	W	105	101	at Washington	04/15	L	99	102	at Orlando
01/20	W	99	91	Washington	04/17	W	122	112	at Charlotte
01/22	W	119	109	New York	04/18	W	111	104	Washington
01/24	W	119	86	Minnesota					
01/25	W	115	94	New Jersey					

* denotes overtime

YEAR-BY-YEAR

1992-1993 SEASON STATISTICS

RECORD: 26-56 (.317)

HOME: 15-26

AWAY: 11-30

6TH ATLANTIC DIVISION

PLAYER	G-GS	MIN	FG-FGA	PCT	FT-FTA	PCT	OFF	DEF	TOT	AST	PF-DQ	STL	TO	BLK	PTS	AVG
Hawkins	81-81	2977	551-1172	.470	419-487	.860	91	255	346	317	189-0	137	180	30	1643	20.3
Hornacek	79-78	2860	582-1239	.470	250-289	.865	84	258	342	548	203-2	131	222	21	1511	19.1
Weatherspoon	82-82	2654	494-1053	.469	291-408	.713	179	410	589	147	188-1	85	176	67	1280	15.6
Gilliam	80-26	1742	359-774	.464	274-325	.843	136	336	472	116	123-0	37	157	54	992	12.4
Jordan	4-0	106	18-41	.439	8-17	.471	5	14	19	3	14-0	3	12	5	44	11.0
Perry	81-51	2104	287-613	.468	147-207	.710	154	255	409	126	159-0	40	123	91	731	9.0
Dawkins	74-10	1598	258-590	.437	113-142	.796	33	103	136	339	91-0	80	121	4	655	8.9
Anderson	69-0	1263	225-544	.414	72-89	.809	62	122	184	93	75-0	31	63	5	561	8.1
Payne	13-0	154	38-90	.422	4-4	1.000	4	20	24	18	15-0	5	7	2	84	6.5
Wilkins	26-0	192	55-97	.567	48-78	.615	14	26	40	2	34-1	7	17	1	158	6.1
Lang	73-59	1861	149-351	.425	87-114	.763	136	300	436	79	261-4	46	89	141	386	5.3
Shackelford	48-0	568	80-164	.488	31-49	.633	65	140	205	26	92-1	13	36	25	191	4.0
Grant	72-0	996	77-220	.350	20-31	.645	24	43	67	206	73-0	43	54	1	194	2.7
Bol	58-23	855	52-127	.409	12-19	.632	44	149	193	18	87-0	14	50	119	126	2.2
76ERS	82	19930	3225-7075	.456	1776-2259	.786	1031	2431	3462	2038	1604-9	672	1362	566	8556	110.3
OPPONENTS	82	19930	3666-7548	.486	1471-1878	.755	1258	2634	3892	2406	1790-13	781	1290	491	9029	110.3

3-PT FG: 76ERS 330-941 (.351), Hawkins 122-307 (.397), Hornacek 97-249 (.390), Weatherspoon 1-4 (.250), Gilliam 0-1 (.000), Perry 10-49 (.204), Dawkins 26-84 (.310), Anderson 39-120 (.325), Payne 4-18 (.222), Wilkins 0-2 (.000), Lang 1-5 (.200), Shackelford 0-2 (.000), Grant 20-68 (.294), Bol 10-32 (.313).
 OPPONENTS 280-782 (.358).

1992-1993 GAME-BY-GAME RESULTS

DATE	W/L	PHI	OPP	TEAM	DATE	W/L	PHI	OPP	TEAM
11/06	L	111	114	New Jersey	02/08	L	115	120	*New York
11/07	L	85	89	at New York	02/10	L	90	98	Houston
11/11	L	114	120	at Indiana	02/12	L	122	126	at Denver
11/13	W	126	115	at Boston	02/13	W	119	96	at Dallas
11/18	L	110	120	Orlando	02/16	L	111	149	at Houston
11/20	W	129	128	***Miami	02/18	L	98	103	at San Antonio
11/21	W	104	95	at New Jersey	02/23	L	89	101	at Detroit
11/24	L	119	127	at Charlotte	02/24	L	107	132	Atlanta
11/25	L	105	111	Atlanta	02/26	W	114	111	Milwaukee
11/27	L	111	115	Milwaukee	03/01	L	118	131	at Golden State
11/28	L	109	117	Boston	03/03	L	115	125	at Phoenix
12/02	L	82	98	San Antonio	03/05	L	97	101	*at L.A. Lakers
12/04	L	99	101	Detroit	03/06	L	93	149	at Seattle
12/05	L	88	112	at Detroit	03/08	W	92	83	at Minnesota
12/09	W	115	104	Seattle	03/10	L	100	104	Boston
12/11	L	110	125	L.A. Clippers	03/12	L	95	101	L.A. Lakers
12/12	W	103	96	at Atlanta	03/16	L	98	110	at Cleveland
12/15	L	107	119	at Orlando	03/17	L	89	94	Washington
12/16	L	97	115	Cleveland	03/19	L	87	89	Dallas
12/18	L	98	112	Utah	03/20	L	86	112	at Milwaukee
12/19	W	98	96	at Chicago	03/23	W	88	80	Denver
12/21	W	113	101	Indiana	03/24	L	100	113	Chicago
12/26	L	115	121	*at Portland	03/26	L	84	103	Cleveland
12/27	W	110	106	at L.A. Clippers	03/28	L	100	110	Phoenix
12/30	L	110	119	at Utah	03/30	L	77	91	at New Jersey
01/02	L	98	154	at Sacramento	03/31	L	103	109	at Boston
01/06	W	132	106	New Jersey	04/02	L	91	96	Portland
01/08	W	119	117	at Washington	04/04	W	112	102	Sacramento
01/09	W	104	91	Chicago	04/06	L	90	116	at Orlando
01/12	L	93	112	at Indiana	04/07	W	98	90	at Washington
01/13	W	129	122	Golden State	04/09	L	113	122	Charlotte
01/15	L	105	110	*at New Jersey	04/10	L	114	119	at Miami
01/16	W	123	108	Detroit	04/12	L	101	120	at Charlotte
01/18	W	124	118	*Orlando	04/15	W	101	85	Orlando
01/20	W	115	112	*at Miami	04/18	W	106	79	Minnesota
01/22	L	91	109	New York	04/20	L	94	123	at Chicago
01/23	W	113	104	at Milwaukee	04/21	W	107	97	Miami
01/26	L	90	98	at New York	04/23	L	84	99	New York
01/27	L	125	127	*Indiana	04/25	L	103	107	at Cleveland
01/29	W	92	86	Washington					
01/30	L	123	149	at Atlanta					
02/03	L	118	129	Charlotte					
02/05	L	93	105	at Boston					

* denotes overtime
 *** denotes triple-overtime



1993-1994 SEASON STATISTICS

RECORD: 25-57 (.305)

HOME: 15-26

AWAY: 10-31

6TH ATLANTIC DIVISION

PLAYER	G-GS	MIN	FG-FGA	PCT	FT-FTA	PCT	OFF	DEF	TOT	AST	PF-DQ	STL	TO	BLK	PTS	AVG
Weatherspoon	82-82	3147	602-1246	.483	298-430	.693	254	578	832	192	152-0	100	195	116	1506	18.4
Hornacek	53-53	1994	325-715	.455	178-204	.873	41	171	212	315	115-0	95	138	10	880	16.6
J. Malone	27-23	903	187-389	.481	76-94	.809	23	61	84	59	46-0	14	28	0	454	16.8
Barros	81-70	2519	412-878	.469	116-145	.800	28	168	196	424	96-0	107	167	5	1075	13.3
Woolridge	74-1	1955	364-773	.471	208-302	.689	103	195	298	139	186-1	41	142	56	937	12.7
Bradley	49-45	1385	201-491	.409	102-168	.607	98	208	306	98	170-3	45	148	147	504	10.3
Perry	80-68	2336	272-625	.435	102-176	.580	117	287	404	94	154-1	60	80	82	719	9.0
Dawkins	72-12	1343	177-423	.418	84-100	.840	28	95	123	263	74-0	63	111	5	475	6.6
M. Malone	55-0	618	102-232	.440	90-117	.769	106	120	226	34	52-0	11	59	17	294	5.3
Austin	14-0	201	29-66	.439	14-23	.609	25	44	69	17	29-0	5	17	10	72	5.1
Leckner	71-36	1163	139-286	.486	84-130	.646	75	207	282	86	190-2	18	86	34	362	5.1
Graham	70-6	889	122-305	.400	92-110	.836	21	65	86	66	54-0	61	65	4	338	4.8
Green	35-0	332	63-182	.346	13-18	.722	10	24	34	16	21-0	18	27	6	149	4.3
Kidd	68-14	884	100-169	.592	47-86	.547	76	157	233	19	129-0	19	44	23	247	3.6
Edwards	3-0	44	2-18	.111	2-5	.400	5	9	14	4	6-0	3	4	1	6	2.0
Curry	10-0	43	3-14	.214	3-4	.750	0	1	1	1	6-0	1	3	0	9	0.9
Bol	4-0	49	3-7	.429	0-0	---	2	4	6	0	8-0	2	0	9	6	1.5
76ERS	82	19805	3103-6819	.455	1509-2112	.714	1012	2394	3406	1827	1488-7	663	1368	525	8033	98.0
OPPONENTS	82	19805	3549-7338	.484	1297-1744	.744	1202	2607	3809	2357	1729-10	806	1190	385	8658	105.6

3-PT FG: 76ERS 318-942 (.338), Weatherspoon 4-17 (.235), Hornacek 52-166 (.313), J. Malone 4-6 (.667), Barros 135-354 (.381), Woolridge 1-14 (.071), Bradley 0-3 (.000), Perry 73-200 (.365), Dawkins 37-105 (.352), M. Malone 0-1 (.000), Austin 0-1 (.000), Leckner 0-2 (.000), Graham 2-25 (.080), Green 10-41 (.244), Edwards 0-5 (.000), Curry 0-2 (.000), OPPONENTS 263-795 (.331).

1993-1994 GAME-BY-GAME RESULTS

DATE	W/L	PHI	OPP	TEAM	DATE	W/L	PHI	OPP	TEAM
11/05	W	94	82	Washington	02/02	L	97	105	Cleveland
11/06	L	89	114	at Orlando	02/04	L	95	102	Washington
11/09	L	86	95	at New York	02/05	W	96	94	at Miami
11/10	L	89	91	Boston	02/07	W	125	117	Charlotte
11/12	L	93	105	at Washington	02/09	L	79	114	New York
11/13	W	98	97	at New Jersey	02/15	L	105	133	at Seattle
11/15	L	84	88	Houston	02/16	L	92	94	*at Sacramento
11/17	L	90	92	Atlanta	02/18	L	93	109	at Portland
11/19	W	124	115	Utah	02/20	L	95	107	at L.A. Lakers
11/21	L	89	103	at Detroit	02/21	L	92	119	at Utah
11/24	W	108	97	at Indiana	02/23	L	102	106	New Jersey
11/26	L	88	100	Golden State	02/25	L	84	115	Miami
11/27	L	79	111	at Atlanta	02/26	L	102	118	Atlanta
11/30	L	80	92	Seattle	03/01	L	103	109	Washington
12/04	L	82	90	San Antonio	03/03	L	87	95	at Cleveland
12/08	W	95	88	*Chicago	03/05	L	83	120	at Miami
12/10	L	103	109	Sacramento	03/06	L	99	126	at New Jersey
12/11	W	99	86	at Milwaukee	03/09	L	101	117	Orlando
12/13	L	107	112	at Boston	03/11	L	105	112	at Orlando
12/15	W	101	93	Denver	03/13	W	114	97	at Washington
12/17	W	105	94	L.A. Lakers	03/15	L	87	96	at Minnesota
12/18	L	90	113	at Miami	03/18	L	98	100	Minnesota
12/20	W	121	92	Detroit	03/20	L	101	103	at Milwaukee
12/22	L	90	98	Miami	03/22	L	91	125	at Charlotte
12/27	L	86	96	at L.A. Clippers	03/23	L	87	99	Chicago
12/28	W	107	90	at Golden State	03/25	L	88	105	Cleveland
12/30	L	107	119	at Phoenix	03/27	L	122	124	*at Boston
01/02	W	96	80	at Denver	03/29	L	103	106	at Chicago
01/04	L	84	107	at San Antonio	04/01	L	100	111	Portland
01/07	W	103	93	at Dallas	04/03	L	112	135	Boston
01/08	L	93	100	at Houston	04/06	W	115	114	Milwaukee
01/10	W	99	94	Boston	04/08	W	100	97	New York
01/12	W	117	98	L.A. Clippers	04/09	L	122	127	*Charlotte
01/14	W	104	102	*Indiana	04/12	W	134	107	at Detroit
01/15	L	67	110	at Cleveland	04/13	L	87	115	Indiana
01/17	L	91	121	at Chicago	04/16	L	94	123	at Atlanta
01/19	L	103	115	at Charlotte	04/19	L	110	115	New Jersey
01/22	L	112	121	Orlando	04/21	L	82	130	at New York
01/23	W	99	92	at New York	04/22	L	88	133	at Indiana
01/26	W	104	90	Dallas	04/24	W	110	102	Detroit
01/28	L	103	108	Phoenix					
01/29	W	94	89	Milwaukee					

* denotes overtime

YEAR-BY-YEAR

1994-1995 SEASON STATISTICS

RECORD: 26-56 (.317)

HOME: 15-26

AWAY: 11-30

6TH ATLANTIC DIVISION

PLAYER	G-GS	MIN	FG-FGA	PCT	FT-FTA	PCT	OFF	DEF	TOT	AST	PF-DQ	STL	TO	BLK	PTS	AVG
Hawkins	81-81	2977	551-1172	.470	419-487	.860	91	255	346	317	189-0	137	180	30	1643	20.3
Hornacek	79-78	2860	582-1239	.470	250-289	.865	84	258	342	548	203-2	131	222	21	1511	19.1
Weatherspoon	82-82	2654	494-1053	.469	291-408	.713	179	410	589	147	188-1	85	176	67	1280	15.6
Gilliam	80-26	1742	359-774	.464	274-325	.843	136	336	472	116	123-0	37	157	54	992	12.4
Jordan	4-0	106	18-41	.439	8-17	.471	5	14	19	3	14-0	3	12	5	44	11.0
Perry	81-51	2104	287-613	.468	147-207	.710	154	255	409	126	159-0	40	123	91	731	9.0
Dawkins	74-10	1598	258-590	.437	113-142	.796	33	103	136	339	91-0	80	121	4	655	8.9
Anderson	69-0	1263	225-544	.414	72-89	.809	62	122	184	93	75-0	31	63	5	561	8.1
Payne	13-0	154	38-90	.422	4-4	1.000	4	20	24	18	15-0	5	7	2	84	6.5
Wilkins	26-0	192	55-97	.567	48-78	.615	14	26	40	2	34-1	7	17	1	158	6.1
Lang	73-59	1861	149-351	.425	87-114	.763	136	300	436	79	261-4	46	89	141	386	5.3
Shackelford	48-0	568	80-164	.488	31-49	.633	65	140	205	26	92-1	13	36	25	191	4.0
Grant	72-0	996	77-220	.350	20-31	.645	24	43	67	206	73-0	43	54	1	194	2.7
Bol	58-23	855	52-127	.409	12-19	.632	44	149	193	18	87-0	14	50	119	126	2.2
76ERS	82	19930	3225-7075	.456	1776-2259	.786	1031	2431	3462	2038	1604-9	672	1362	566	8556	110.3
OPPONENTS	82	19930	3666-7548	.486	1471-1878	.755	1258	2634	3892	2406	1790-13	781	1290	491	9029	104.3

3-PT FG: 76ERS 330-941 (.351), Hawkins 122-307 (.397), Hornacek 97-249 (.390), Weatherspoon 1-4 (.250), Gilliam 0-1 (.000), Perry 10-49 (.204), Dawkins 26-84 (.310), Anderson 39-120 (.325), Payne 4-18 (.222), Wilkins 0-2 (.000), Lang 1-5 (.200), Shackelford 0-2 (.000), Grant 20-68 (.294), Bol 10-32 (.313).
 OPPONENTS 280-782 (.358).

1994-1995 GAME-BY-GAME RESULTS

DATE	W/L	PHI	OPP	TEAM	DATE	W/L	PHI	OPP	TEAM
11/06	L	111	114	New Jersey	02/08	L	115	120	*New York
11/07	L	85	89	at New York	02/10	L	90	98	Houston
11/11	L	114	120	at Indiana	02/12	L	122	126	at Denver
11/13	W	126	115	at Boston	02/13	W	119	96	at Dallas
11/18	L	110	120	Orlando	02/16	L	111	149	at Houston
11/20	W	129	128	***Miami	02/18	L	98	103	at San Antonio
11/21	W	104	95	at New Jersey	02/23	L	89	101	at Detroit
11/24	L	119	127	at Charlotte	02/24	L	107	132	Atlanta
11/25	L	105	111	Atlanta	02/26	W	114	111	Milwaukee
11/27	L	111	115	Milwaukee	03/01	L	118	131	at Golden State
11/28	L	109	117	Boston	03/03	L	115	125	at Phoenix
12/02	L	82	98	San Antonio	03/05	L	97	101	*at L.A. Lakers
12/04	L	99	101	Detroit	03/06	L	93	149	at Seattle
12/05	L	88	112	at Detroit	03/08	W	92	83	at Minnesota
12/09	W	115	104	Seattle	03/10	L	100	104	Boston
12/11	L	110	125	L.A. Clippers	03/12	L	95	101	L.A. Lakers
12/12	W	103	96	at Atlanta	03/16	L	98	110	at Cleveland
12/15	L	107	119	at Orlando	03/17	L	89	94	Washington
12/16	L	97	115	Cleveland	03/19	L	87	89	Dallas
12/18	L	98	112	Utah	03/20	L	86	112	at Milwaukee
12/19	W	98	96	at Chicago	03/23	W	88	80	Denver
12/21	W	113	101	Indiana	03/24	L	100	113	Chicago
12/26	L	115	121	*at Portland	03/26	L	84	103	Cleveland
12/27	W	110	106	at L.A. Clippers	03/28	L	100	110	Phoenix
12/30	L	110	119	at Utah	03/30	L	77	91	at New Jersey
01/02	L	98	154	at Sacramento	03/31	L	103	109	at Boston
01/06	W	132	106	New Jersey	04/02	L	91	96	Portland
01/08	W	119	117	at Washington	04/04	W	112	102	Sacramento
01/09	W	104	91	Chicago	04/06	L	90	116	at Orlando
01/12	L	93	112	at Indiana	04/07	W	98	90	at Washington
01/13	W	129	122	Golden State	04/09	L	113	122	Charlotte
01/15	L	105	110	*at New Jersey	04/10	L	114	119	at Miami
01/16	W	123	108	Detroit	04/12	L	101	120	at Charlotte
01/18	W	124	118	*Orlando	04/15	W	101	85	Orlando
01/20	W	115	112	*at Miami	04/18	W	106	79	Minnesota
01/22	L	91	109	New York	04/20	L	94	123	at Chicago
01/23	W	113	104	at Milwaukee	04/21	W	107	97	Miami
01/26	L	90	98	at New York	04/23	L	84	99	New York
01/27	L	125	127	*Indiana	04/25	L	103	107	at Cleveland
01/29	W	92	86	Washington					
01/30	L	123	149	at Atlanta					
02/03	L	118	129	Charlotte					
02/05	L	93	105	at Boston					

* denotes overtime
 *** denotes triple-overtime



1995-1996 SEASON STATISTICS

RECORD: 18-64 (.220)

HOME: 11-30

AWAY: 7-34

7TH ATLANTIC DIVISION

PLAYER	G-GS	MIN	FG-FGA	PCT	FT-FTA	PCT	OFF	DEF	TOT	AST	PF-DQ	STL	TO	BLK	PTS	AVG
Stackhouse	72-71	2701	452-1091	.414	387-518	.747	90	175	265	278	179-0	76	252	79	1384	19.2
Weatherspoon	78-75	3096	491-1015	.484	318-426	.746	237	516	753	158	214-3	112	179	108	1300	16.7
Maxwell	75-57	2467	410-1052	.390	251-332	.756	39	190	229	330	182-1	96	215	12	1217	16.2
Ruffin	61-23	1551	263-648	.406	148-182	.813	21	111	132	269	132-0	43	149	2	778	12.8
Coleman	11-11	294	48-118	.407	20-32	.625	13	59	72	31	30-0	4	28	10	123	11.2
Wright	46-32	1136	183-384	.477	117-186	.629	124	175	299	27	125-2	24	81	39	483	10.5
Massenburg	30-8	804	114-236	.483	68-92	.739	75	111	186	12	73-0	15	38	11	296	9.9
Bradley	12-11	334	43-97	.443	19-25	.760	34	72	106	8	42-0	8	31	38	105	8.8
Higgins	44-4	916	134-323	.415	35-37	.946	20	72	92	55	90-1	24	49	11	351	8.0
Graham	8-3	128	17-32	.531	15-17	.882	5	10	15	11	16-0	5	17	0	56	7.0
Pinckney	27-23	679	54-102	.529	42-55	.764	74	102	176	22	55-1	33	23	11	150	5.6
Skiles	10-9	236	20-57	.351	8-10	.800	1	15	16	38	21-0	7	16	0	63	6.3
Malone	25-3	407	63-160	.394	24-26	.923	8	24	32	19	19-0	13	19	0	155	6.2
Alston	73-41	1614	198-387	.512	55-112	.491	127	175	302	61	191-1	56	59	52	452	6.2
Dumas	39-14	739	95-203	.468	49-70	.700	42	57	99	44	79-1	42	49	6	241	6.2
Sutton	30-2	465	65-167	.389	20-27	.741	4	31	35	63	56-0	17	45	2	190	6.3
Walters	33-8	523	49-115	.426	36-46	.783	11	37	48	95	49-0	22	34	4	153	4.6
Grant	11-2	280	18-48	.375	5-6	.833	3	18	21	60	28-0	12	15	2	45	4.1
Wilson	6-0	79	10-20	.500	3-4	.750	7	7	14	4	9-0	3	1	0	23	3.8
Williams	13-1	193	15-29	.517	10-12	.833	13	33	46	5	27-0	6	8	7	40	3.1
Brown	9-1	162	9-16	.563	8-17	.471	14	23	37	3	24-1	3	6	2	26	2.9
Perry	8-0	87	8-18	.444	2-3	.667	6	7	13	2	5-0	2	3	3	19	2.4
Thompson	44-11	773	33-83	.398	19-24	.792	62	137	199	26	125-5	19	37	20	85	1.9
Bennett	8-0	66	4-17	.235	3-4	.750	1	4	5	8	6-0	1	7	1	11	1.4
76ERS	82	19730	2796-6418	.436	1662-2263	.734	1031	2161	3192	1629	1777-16	643	1414	420	7746	94.5
OPPONENTS	82	19730	3284-6796	.483	1472-1986	.741	1164	2478	3642	2109	1912-17	723	1288	469	8566	104.5

3-PT FG: 76ERS 492-1438 (.342), Stackhouse 93-292 (.318), Weatherspoon 0-2 (.000), Maxwell 146-460 (.317), Ruffin 104-284 (.366), Coleman 7-21 (.333), Massenburg 0-3 (.000), Higgins 48-129 (.372), Graham 7-14 (.500), Skiles 15-34 (.441), Malone 5-16 (.313), Alston 1-3 (.333), Dumas 2-9 (.222), Sutton 40-96 (.417), Walters 19-54 (.352), Grant 4-18 (.222), Williams 0-2 (.000), Perry 1-1 (.1000), OPPONENTS 526-1421 (.370).

1995-1996 GAME-BY-GAME RESULTS

DATE	W/L	PHI	OPP	TEAM	DATE	W/L	PHI	OPP	TEAM
11/03	W	105	103	Washington	02/01	L	104	124	at Miami
11/04	L	108	119	at Charlotte	02/03	L	85	96	Portland
11/07	L	106	109	Sacramento	02/07	W	102	101	Indiana
11/10	W	104	90	Charlotte	02/13	W	104	101	at Milwaukee
11/14	L	107	115	Seattle	02/14	L	83	102	Detroit
11/15	L	95	127	at Washington	02/16	L	84	116	at New York
11/17	L	82	114	Cleveland	02/17	L	82	97	at Cleveland
11/18	L	79	95	at New Jersey	02/20	L	104	123	at Orlando
11/22	L	106	115	Houston	02/21	L	57	66	Miami
11/24	L	78	101	at Detroit	02/23	L	95	102	at Indiana
11/25	L	89	107	Golden State	02/25	L	101	108	at Miami
11/29	L	81	106	at Atlanta	02/27	W	121	115	at Dallas
12/01	L	102	105	at Toronto	02/29	L	95	109	at Houston
12/02	L	85	94	New York	03/02	L	101	115	at San Antonio
12/05	L	91	108	at Indiana	03/04	L	97	110	Orlando
12/06	W	108	87	Dallas	03/06	L	90	103	Minnesota
12/08	L	85	113	at Cleveland	03/08	W	100	92	New York
12/09	L	98	124	Boston	03/10	L	102	104	L.A. Clippers
12/11	L	91	104	Denver	03/12	W	118	110	Toronto
12/13	L	100	111	at Boston	03/13	L	100	110	at Boston
12/17	W	101	99	at Minnesota	03/15	L	102	128	Phoenix
12/20	W	108	104	Utah	03/16	L	88	94	at New York
12/22	L	94	99	Milwaukee	03/18	L	94	98	Chicago
12/23	L	85	98	New Jersey	03/20	L	84	107	at Utah
12/27	L	90	105	at Phoenix	03/22	L	93	107	at L.A. Clippers
12/29	L	97	117	at Sacramento	03/23	L	89	129	at Seattle
12/30	L	100	108	at Denver	03/25	L	71	94	at Portland
01/02	W	90	89	at L.A. Lakers	03/27	W	103	94	Toronto
01/03	L	111	122	at Golden State	03/29	L	95	101	Boston
01/05	L	102	103	*at Vancouver	03/30	L	105	107	at Washington
01/10	L	93	98	Washington	04/03	L	87	102	Indiana
01/12	W	107	80	at New Jersey	04/05	L	87	108	Detroit
01/13	L	93	120	Chicago	04/06	W	100	99	at Atlanta
01/16	L	104	116	at Chicago	04/08	W	82	79	New Jersey
01/17	L	100	111	Milwaukee	04/10	L	76	92	at Detroit
01/19	L	77	82	Atlanta	04/12	L	82	112	at Chicago
01/21	L	88	118	San Antonio	04/14	L	78	94	Charlotte
01/23	L	90	105	at Orlando	04/17	W	90	86	Miami
01/24	L	88	91	Cleveland	04/19	L	92	112	Orlando
01/26	L	88	100	L.A. Lakers	04/21	W	109	105	*at Toronto
01/27	L	105	110	at Charlotte					
01/29	W	103	92	Vancouver					

* denotes overtime

YEAR-BY-YEAR

1996-1997 SEASON STATISTICS

RECORD: 22-60 (.268)

HOME: 11-30

AWAY: 11-30

6TH ATLANTIC DIVISION

PLAYER	G-GS	MIN	FG-FGA	PCT	FT-FTA	PCT	OFF	DEF	TOT	AST	PF-DQ	STL	TO	BLK	PTS	AVG
Iverson	76-74	3045	625-1504	.416	382-544	.702	115	197	312	567	233-5	157	337	24	1787	23.5
Stackhouse	81-81	3166	533-1308	.407	511-667	.766	156	182	338	253	219-2	93	316	63	1679	20.7
Coleman	57-54	2102	364-836	.435	272-365	.745	157	416	573	193	164-1	50	184	75	1032	18.1
Weatherspoon	82-82	2949	398-811	.491	206-279	.738	219	460	679	140	187-0	74	137	86	1003	12.2
MacLean	37-2	733	163-365	.447	64-97	.660	41	99	140	37	71-0	12	47	10	402	10.9
Davis	75-17	1705	251-535	.469	113-168	.673	138	185	323	135	230-7	85	118	31	639	8.5
Walters	59-16	1041	148-325	.455	49-62	.790	21	86	107	113	75-1	28	61	3	402	6.8
Williams	62-52	1317	162-318	.509	38-55	.691	155	242	397	41	206-5	44	50	41	362	5.8
Harris	54-3	813	112-294	.381	33-47	.702	27	44	71	50	45-0	41	34	3	293	5.4
Overton	61-4	634	81-190	.426	45-48	.938	18	50	68	101	44-0	24	39	0	217	3.6
Courtney	4-0	52	6-14	.429	0-0	---	5	4	9	0	8-1	0	1	0	12	3.0
Hendrickson	29-1	301	32-77	.416	18-26	.692	35	57	92	3	32-1	10	14	4	85	2.9
King	7-0	59	7-17	.412	5-5	1.000	4	10	14	5	7-0	4	3	0	20	2.9
Caldwell	27-0	365	30-57	.526	12-33	.364	38	73	111	7	60-1	8	16	7	72	2.7
Cage	82-24	1247	66-141	.468	19-41	.463	112	208	320	43	118-0	48	17	42	151	1.8
Bradtko	36-0	251	25-58	.431	9-13	.692	26	42	68	7	34-0	5	9	5	59	1.6
76ERS	82	19780	3003-6850	.438	1776-2450	.725	1267	2355	3622	1695	1733-24	683	1437	394	8215	100.2
OPPONENTS	82	19780	3314-7045	.470	1565-2134	.733	1186	2453	3639	2066	2008-16	822	1278	494	8751	106.7

3-PT FG: 76ERS 433-1356 (.319), Iverson 155-455 (.341), Stackhouse 102-342 (.298), Coleman 32-119 (.269), Weatherspoon 1-6 (.167), MacLean 12-38 (.316), Davis 24-93 (.258), Walters 57-148 (.385), Williams 0-2 (.000), Harris 36-99 (.364), Overton 10-40 (.250), Hendrickson 3-12 (.250), King 1-2 (.500). OPPONENTS 558-1529 (.365).

1996-1997 GAME-BY-GAME RESULTS

DATE	W/L	PHI	OPP	TEAM	DATE	W/L	PHI	OPP	TEAM
11/01	L	103	111	Milwaukee	01/31	L	99	109	Orlando
11/02	L	86	115	at Chicago	02/01	W	109	100	at Milwaukee
11/05	L	81	83	Detroit	02/05	W	113	97	San Antonio
11/08	W	115	105	at Boston	02/11	L	94	105	at Cleveland
11/09	W	112	95	Phoenix	02/13	L	92	107	at New York
11/12	W	101	97	at New York	02/15	L	99	125	at Miami
11/13	L	98	110	at Toronto	02/16	L	97	112	Denver
11/15	L	89	105	Cleveland	02/18	L	83	111	Miami
11/16	W	91	89	at Miami	02/20	W	101	84	L.A. Clippers
11/20	L	92	103	Indiana	02/22	W	97	80	Portland
11/22	L	76	88	at Washington	02/25	L	93	98	at L.A. Clippers
11/23	W	109	92	New York	02/26	L	104	111	at Phoenix
11/26	L	88	100	L.A. Lakers	02/28	W	104	100	at Vancouver
11/29	W	100	91	Orlando	03/02	L	95	112	at Portland
11/30	W	96	90	Vancouver	03/04	L	106	107	Washington
12/04	L	103	113	at San Antonio	03/06	L	104	117	Atlanta
12/05	L	102	106	at Dallas	03/09	W	99	93	at Washington
12/07	L	108	123	at Houston	03/11	L	100	104	at Minnesota
12/09	L	94	118	Seattle	03/12	L	104	108	Chicago
12/11	L	79	84	Miami	03/14	W	109	95	Minnesota
12/13	L	75	84	at Charlotte	03/15	L	99	107	Charlotte
12/14	L	81	106	at Atlanta	03/18	L	105	117	at Toronto
12/17	L	84	93	Charlotte	03/19	L	100	111	New York
12/20	L	103	110	New York	03/21	W	112	110	New Jersey
12/21	L	105	111	Chicago	03/26	L	105	123	at New Jersey
12/26	W	118	89	at Denver	03/28	W	113	105	Boston
12/28	L	84	110	at Utah	03/30	W	96	92	at Detroit
12/29	L	102	115	at L.A. Lakers	04/01	W	105	93	at Orlando
01/02	L	82	96	at Seattle	04/02	L	90	112	Toronto
01/03	L	114	122	*at Golden State	04/04	L	103	114	Indiana
01/05	L	106	107	at Sacramento	04/05	L	113	115	at Charlotte
01/07	L	88	109	at Orlando	04/07	L	102	128	at Chicago
01/08	L	93	111	Dallas	04/09	L	101	116	Atlanta
01/10	L	99	120	Houston	04/11	L	118	126	at Milwaukee
01/13	L	96	97	*Utah	04/12	L	118	125	at Cleveland
01/15	L	111	128	Golden State	04/14	L	110	131	Washington
01/17	L	103	105	*New Jersey	04/16	W	113	105	at New Jersey
01/19	L	107	111	at Indiana	04/18	L	113	119	Boston
01/20	L	104	114	Milwaukee	04/19	L	104	136	at Atlanta
01/22	W	127	125	*at Boston					
01/24	L	92	107	Sacramento					
01/25	L	95	104	at Detroit					
01/29	W	101	99	Toronto					

* denotes overtime



1997-1998 SEASON STATISTICS

RECORD: 31-51 (.378)

HOME: 19-22

AWAY: 12-29

7TH ATLANTIC DIVISION

PLAYER	G-GS	MIN	FG-FGA	PCT	FT-FTA	PCT	OFF	DEF	TOT	AST	PF-DQ	STL	TO	BLK	PTS	AVG
Iverson	80-80	3150	649-1407	.461	390-535	.729	86	210	296	494	200-2	176	244	25	1758	22.0
Coleman	59-58	2135	356-867	.411	302-391	.772	149	438	587	145	144-1	46	157	68	1040	17.6
Stackhouse	22-22	748	128-283	.452	81-101	.802	28	48	76	67	56-1	31	74	21	353	16.0
Smith	30-6	699	121-270	.448	67-85	.788	58	75	133	27	94-0	18	52	13	309	10.3
Jackson	48-47	1788	246-535	.460	126-154	.818	69	158	227	223	112-0	41	145	6	657	13.7
Thomas	77-48	1779	306-684	.447	171-231	.740	107	181	288	90	185-2	54	118	17	845	11.0
Ratliff	58-55	1861	249-486	.512	154-218	.706	175	251	426	42	209-6	38	82	203	652	11.2
Weatherspoon	48-18	1290	141-331	.426	123-174	.707	109	227	336	40	108-1	43	69	52	405	8.4
Shaw	20-2	502	51-139	.367	12-19	.632	17	47	64	88	55-1	14	24	3	121	6.1
Chambers	1-0	10	2-2	1.000	2-2	1.000	0	2	2	0	2-0	2	1	0	6	6.0
Cummings	44-2	656	97-212	.458	39-58	.672	55	93	148	21	102-1	22	17	5	233	5.3
Benjamin	14-0	197	22-41	.537	19-30	.633	18	35	53	3	26-0	4	12	4	63	4.5
McKie	57-31	1341	96-277	.347	22-32	.688	34	129	163	137	117-0	78	52	12	223	3.9
Williams	58-7	801	93-213	.437	51-63	.810	87	124	211	29	132-0	17	30	21	237	4.1
Davis	71-12	906	109-244	.447	64-101	.634	64	94	158	73	95-1	49	91	18	282	4.0
Montross	20-20	337	30-76	.395	7-19	.368	28	64	92	7	61-0	7	15	12	67	3.4
Snow	47-0	844	69-161	.429	44-61	.721	19	58	77	164	99-0	60	51	4	184	3.9
Overton	23-2	277	24-63	.381	14-16	.875	2	12	14	37	34-0	8	23	1	62	2.7
Stewart	15-0	110	12-26	.462	16-25	.640	9	22	31	2	13-0	5	8	2	40	2.7
Walters	19-0	127	11-29	.379	17-17	1.000	3	6	9	21	17-0	5	17	0	42	2.2
Parker	37-0	196	25-63	.397	13-20	.650	8	18	26	19	17-0	11	11	3	72	1.9
Cunningham	1-0	1	0-0	---	0-0	---	0	2	2	0	0-0	0	0	0	0	0.0
76ERS	82	19755	2837-6409	.443	1734-2352	.737	1125	2294	3419	1729	1878-16	729	1356	490	7651	93.3
OPPONENTS	82	19755	2906-6440	.451	1651-2262	.730	1115	2341	3456	1927	1904-21	766	1318	508	7847	95.7

3-PT FG: 76ERS 243-810 (.300), Iverson 70-235 (.298), Coleman 26-98 (.265), Stackhouse 16-46 (.348), Smith 0-1 (.000), Jackson 39-112 (.348), Thomas 62-171 (.363), Shaw 7-28 (.250), Cummings 0-1 (.000), McKie 9-46 (.196), Williams 0-5 (.000), Davis 0-6 (.000), Snow 2-16 (.125), Overton 0-3 (.000), Walters 3-14 (.214), Parker 9-28 (.321). OPPONENTS 384-1115

1997-1998 GAME-BY-GAME RESULTS

DATE	W/L	PHI	OPP	TEAM	DATE	W/L	PHI	OPP	TEAM
10/31	L	88	103	Milwaukee	01/31	L	86	102	Houston
11/01	L	74	94	at Chicago	02/02	L	97	106	Phoenix
11/05	L	88	93	Atlanta	02/04	L	84	98	Miami
11/06	L	93	100	at Milwaukee	02/11	W	91	90	Dallas
11/09	L	105	112	Seattle	02/13	L	96	103	at Charlotte
11/12	W	114	100	at Houston	02/14	L	98	105	New Jersey
11/13	W	99	98	at Dallas	02/17	W	98	97	Cleveland
11/15	L	101	107	Boston	02/19	L	77	82	at Indiana
11/19	W	97	86	Washington	02/21	W	98	89	at New Jersey
11/22	L	94	108	Orlando	02/22	L	92	97	Indiana
11/26	L	89	95	Cleveland	02/24	W	85	84	at Phoenix
11/28	W	105	95	L.A. Lakers	02/25	L	108	117	at L.A. Clippers
11/30	L	89	101	at Indiana	02/27	W	79	78	at Denver
12/03	L	90	94	at Miami	02/28	L	88	100	at San Antonio
12/05	L	88	107	at New Jersey	03/04	W	87	80	Milwaukee
12/07	W	93	78	New York	03/06	W	80	71	New York
12/08	L	86	95	at Orlando	03/08	L	91	100	at Washington
12/10	L	97	104	Toronto	03/09	L	78	88	Orlando
12/12	W	106	91	Denver	03/11	W	88	86	Washington
12/13	L	83	95	at New York	03/13	W	107	86	Atlanta
12/15	L	83	100	at Boston	03/14	W	93	89	at Milwaukee
12/17	L	90	94	Minnesota	03/17	L	96	100	at New York
12/19	L	84	91	Miami	03/18	W	104	96	at Detroit
12/20	L	78	115	at Detroit	03/20	L	79	91	Utah
12/22	L	92	96	Detroit	03/22	L	90	108	at Boston
12/27	W	85	78	at Golden State	03/23	L	79	94	Detroit
12/28	L	90	92	at Sacramento	03/25	L	86	91	New Jersey
12/30	L	86	96	at Portland	03/27	L	85	110	San Antonio
01/01	W	115	104	at Vancouver	03/29	W	99	94	Boston
01/02	L	73	90	at Seattle	03/31	L	93	101	at Charlotte
01/04	W	113	107	at L.A. Lakers	04/01	W	112	91	at Washington
01/06	L	95	98	*at Utah	04/03	W	93	78	L.A. Clippers
01/13	W	107	89	Vancouver	04/05	W	116	104	Toronto
01/15	W	106	96	Chicago	04/06	L	92	113	at Orlando
01/17	W	112	84	Golden State	04/08	W	109	101	Charlotte
01/19	W	98	85	Sacramento	04/10	L	102	107	at Minnesota
01/21	L	87	92	at Miami	04/11	L	95	106	at Cleveland
01/23	W	98	87	Portland	04/14	L	94	95	at Atlanta
01/24	L	92	111	at Cleveland	04/17	L	80	87	Chicago
01/26	L	87	91	at Toronto	04/19	W	107	78	at Toronto
01/28	L	90	93	*Indiana					
01/29	L	99	109	*at Atlanta					

* denotes overtime

YEAR-BY-YEAR

1998-1999 SEASON STATISTICS

RECORD: 28-22 (.560)

HOME: 17-8

AWAY: 11-14

3RD ATLANTIC DIVISION

PLAYER	G-GS	MIN	FG-FGA	PCT	FT-FTA	PCT	OFF	DEF	TOT	AST	PF-DQ	STL	TO	BLK	PTS	AVG
Iverson	48-48	1990	435-1056	.412	356-474	.751	66	170	236	223	98-0	110	167	7	1284	26.8
Geiger	50-40	1540	266-555	.479	141-177	.797	137	225	362	58	157-2	39	101	40	674	13.5
Ratliff	50-50	1627	197-419	.470	166-229	.725	139	268	407	30	180-8	45	92	149	560	11.2
Hughes	50-1	988	170-414	.411	107-151	.709	83	106	189	77	97-0	44	68	14	455	9.1
Snow	48-48	1716	149-348	.428	110-150	.733	25	137	162	301	149-2	100	111	1	413	8.6
Hill	21-6	587	72-150	.480	35-69	.507	64	89	153	18	77-2	16	35	8	179	8.5
Lynch	43-43	1315	147-349	.421	53-84	.631	110	169	279	76	142-2	85	79	22	356	8.3
McKie	50-4	959	95-237	.401	44-62	.710	27	113	140	100	90-1	63	57	3	240	4.8
Thomas	17-0	188	27-67	.403	19-24	.792	7	26	33	15	21-0	3	15	3	78	4.6
Overton	10-0	37	5-15	.333	0-0	---	0	2	2	4	2-0	1	2	0	10	1.0
Grant	47-10	798	62-168	.369	21-29	.724	36	74	110	23	73-1	20	21	16	146	3.1
Honeycutt	13-0	90	7-27	.259	6-8	.750	3	8	11	3	10-0	4	8	2	25	1.9
Mohammed	26-0	121	15-42	.357	12-21	.571	18	19	37	2	22-0	5	12	4	42	1.6
Parker	2-0	3	1-1	1.000	0-0	---	0	0	0	0	0-0	0	0	0	2	1.0
Mahorn	16-0	127	5-18	.278	3-8	.375	7	16	23	2	22-0	5	6	1	13	0.8
Benjamin	6-0	33	2-7	.286	0-0	---	3	5	8	1	6-0	0	3	0	4	0.7
Shaw	9-0	14	1-8	.125	0-0	---	3	0	3	0	2-0	0	2	0	2	0.2
Williams	2-0	17	0-2	.000	0-0	---	1	1	2	1	4-0	2	2	1	0	0.0
76ERS	50	12150	1656-3883	.426	1073-1486	.722	729	1428	2157	934	1152-18	542	822	271	4483	89.7
OPPONENTS	50	12150	1599-3784	.423	941-1288	.731	619	1402	2021	999	1185-13	435	896	263	4380	87.6

3-PT FG: 76ERS 98-371 (.264), Iverson 58-199 (.291), Geiger 1-5 (.200), Hughes 8-52 (.154), Snow 5-21 (.238), Lynch 9-23 (.391), McKie 6-31 (.194), Thomas 5-19 (.263), Overton 0-1 (.000), Grant 1-6 (.167), Honeycutt 5-14 (.357), OPPONENTS 241-716 (.337).

1998-1999 GAME-BY-GAME RESULTS

DATE	W/L	PHI	OPP	TEAM	DATE	W/L	PHI	OPP	TEAM
02/05	W	78	66	at Charlotte	04/25	W	103	86	Orlando
02/06	W	95	75	Orlando	04/27	W	80	71	Cleveland
02/09	W	90	86	Detroit	04/29	L	70	85	at New York
02/12	L	94	98	San Antonio	05/01	W	103	96	Toronto
02/14	W	78	70	Atlanta	05/02	L	96	100	at Detroit
02/16	L	92	93	Milwaukee	05/04	L	110	117	*at Charlotte
02/18	L	95	99	at Indiana	05/05	W	105	100	*Detroit
02/19	L	67	78	New York					
02/20	L	69	76	Atlanta					
02/22	W	106	97	at Cleveland					
02/24	W	94	81	Sacramento					
02/25	W	98	80	at Chicago					
02/28	W	87	76	at Milwaukee					
03/01	W	104	91	at Washington					
03/03	W	102	86	Chicago					
03/05	L	78	89	Miami					
03/07	L	95	103	*Washington					
03/08	L	89	91	at Miami					
03/10	W	85	70	Charlotte					
03/12	W	100	93	*New Jersey					
03/15	L	73	74	at Orlando					
03/17	W	114	110	Indiana					
03/19	W	105	90	L.A. Lakers					
03/21	L	75	91	at Portland					
03/22	L	76	92	at Seattle					
03/24	W	95	90	*at Vancouver					
03/26	L	84	90	Boston					
03/27	L	99	103	*at Atlanta					
03/30	L	81	91	at Chicago					
04/01	W	88	84	at Miami					
04/02	L	80	85	Cleveland					
04/04	L	82	97	at Toronto					
04/06	W	95	87	Milwaukee					
04/07	W	96	92	at New Jersey					
04/09	W	83	67	at Boston					
04/11	L	98	105	at Washington					
04/13	L	72	91	at New York					
04/14	W	96	78	Toronto					
04/16	W	93	83	Indiana					
04/18	L	79	86	at New Jersey					
04/19	W	72	67	New York					
04/21	W	80	78	at Boston					
04/22	W	104	96	at Detroit					

* denotes overtime



1999-2000 SEASON STATISTICS

RECORD: 49-33 (.598)

HOME: 29-12

AWAY: 20-21

3RD ATLANTIC DIVISION

PLAYER	G-GS	MIN	FG-FGA	PCT	FT-FTA	PCT	OFF	DEF	TOT	AST	PF-DQ	STL	TO	BLK	PTS	AVG
Iverson	70-70	2853	729-1733	.421	442-620	.713	71	196	267	328	162-1	144	230	5	1989	28.4
Kucoc	32-8	916	149-340	.438	74-110	.673	38	105	143	141	61-0	33	71	9	398	12.4
Hill	68-65	2155	318-656	.485	179-259	.691	220	405	625	52	243-3	64	124	27	815	12.0
Ratliff	57-56	1795	247-491	.503	182-236	.771	140	295	435	36	185-4	32	108	171	676	11.0
Hughes	50-5	1018	192-461	.416	106-142	.746	52	107	159	75	94-0	54	95	12	501	10.0
Geiger	65-20	1406	260-589	.441	109-140	.779	154	233	387	39	194-1	29	91	22	629	9.7
Lynch	75-75	2416	297-644	.461	113-183	.617	216	366	582	136	231-2	119	120	38	722	9.6
McKie	82-14	1952	244-593	.411	121-146	.829	47	199	246	240	194-3	108	113	18	653	8.0
Snow	82-80	2866	257-597	.430	126-177	.712	42	219	261	624	243-2	140	162	8	651	7.9
Owens	46-7	919	112-258	.434	38-64	.594	63	129	192	59	119-1	26	61	16	271	5.9
MacCulloch	56-6	528	89-161	.553	28-54	.519	48	98	146	13	94-0	11	26	37	206	3.7
Roberts	5-1	51	5-16	.313	0-3	.000	6	9	15	3	15-0	1	2	1	10	2.0
Mohammed	28-3	190	21-54	.389	12-22	.545	16	34	50	2	29-0	4	18	12	54	1.9
Ollie	40-0	290	22-49	.449	28-37	.757	4	27	31	46	27-0	10	10	0	72	1.8
Jones	33-0	138	22-58	.379	11-18	.611	16	22	38	5	10-0	6	14	5	57	1.7
Bowen	42-0	311	26-73	.356	6-12	.500	14	22	36	16	37-0	9	5	5	59	1.4
Lang	3-0	6	1-1	1.000	1-1	1.000	0	0	0	1	1-0	0	0	0	3	1.0
Bowman	11-0	20	2-2	1.000	1-2	.500	0	2	2	1	0-0	1	1	0	5	0.5
76ERS	82	19830	2993-6776	.442	1577-2226	.708	1147	2468	3615	1817	1939-17	791	1284	386	7771	94.8
OPPONENTS	82	19830	2867-6595	.435	1510-2001	.755	1065	2501	3566	1828	1977-29	631	1444	531	7661	93.4

3-PT FG: 76ERS 208-643 (.323), Iverson 89-261 (.341), Kucoc 26-90 (.289), Hill 0-1 (.000), Hughes 11-51 (.216), Geiger 0-4 (.000), Lynch 15-36 (.417), McKie 44-121 (.364), Snow 11-45 (.244), Owens 9-27 (.333), Roberts 0-1 (.000), Jones 2-4 (.500), Bowen 1-2 (.500), OPPONENTS 417-1172 (.356).

1999-2000 GAME-BY-GAME RESULTS

DATE	W/L	PHI	OPP	TEAM	DATE	W/L	PHI	OPP	TEAM
11/02	L	76	89	at San Antonio	01/31	L	80	83	at Denver
11/04	L	80	84	at Phoenix	02/01	W	101	100	at Dallas
11/05	L	81	91	at L.A. Clippers	02/03	L	106	109	at Houston
11/08	W	117	98	Seattle	02/06	W	119	108	Sacramento
11/10	L	105	110	at Orlando	02/07	L	84	109	at Indiana
11/12	W	92	86	Chicago	02/09	W	92	90	New Jersey
11/14	W	93	90	at Toronto	02/15	L	93	95	Charlotte
11/16	W	95	73	at Washington	02/18	W	104	75	Cleveland
11/17	L	93	98	Miami	02/20	L	84	87	L.A. Lakers
11/19	L	91	97	Portland	02/23	W	94	78	L.A. Clippers
11/20	W	100	96	at New Jersey	02/25	W	97	83	at Milwaukee
11/22	L	91	94	San Antonio	02/27	L	88	89	at New York
11/24	L	93	101	Washington	02/29	W	106	87	Dallas
11/26	W	106	83	Cleveland	03/02	W	87	84	at Washington
11/27	W	82	79	at Milwaukee	03/04	W	95	84	at Chicago
11/30	W	74	70	New York	03/08	W	107	90	Vancouver
12/01	L	83	90	at Miami	03/10	L	77	82	New York
12/03	W	102	100	*at Cleveland	03/12	L	77	93	at Boston
12/04	W	77	74	Boston	03/14	W	98	97	*at Cleveland
12/06	L	77	94	Denver	03/16	L	77	92	at Miami
12/08	W	83	73	Houston	03/17	W	99	97	Utah
12/10	L	78	85	at New York	03/19	W	89	85	Orlando
12/11	L	84	106	Charlotte	03/20	W	102	96	at Charlotte
12/15	W	93	91	Toronto	03/22	W	106	93	Toronto
12/17	W	77	74	Chicago	03/24	W	117	115	**Boston
12/18	L	91	104	at Detroit	03/26	W	111	101	at Indiana
12/20	W	122	121	*Detroit	03/28	W	102	100	at Minnesota
12/23	L	94	99	at New Jersey	03/29	L	84	98	at Utah
12/26	W	92	86	at Seattle	03/31	L	88	100	at L.A. Lakers
12/27	W	100	93	at Vancouver	04/02	L	95	117	at Sacramento
12/29	W	97	94	at Golden State	04/05	W	107	86	Atlanta
12/30	L	90	108	at Portland	04/07	W	102	97	at Boston
01/03	W	124	120	*Milwaukee	04/09	L	80	92	at Orlando
01/05	W	113	92	Golden State	04/10	W	96	80	Miami
01/09	L	112	123	Minnesota	04/12	W	93	84	Washington
01/14	W	102	100	Orlando	04/14	W	104	92	at Atlanta
01/15	W	101	98	at Atlanta	04/15	W	100	94	Detroit
01/17	W	101	96	New Jersey	04/17	L	90	92	Indiana
01/19	W	107	89	Atlanta	04/18	W	93	89	at Chicago
01/20	L	100	109	at Charlotte					
01/22	W	103	97	Indiana					
01/26	L	87	93	Phoenix					
01/29	L	88	90	at Detroit					

* denotes overtime
** denotes double-overtime

YEAR-BY-YEAR

2000-2001 SEASON STATISTICS

RECORD: 56-26 (.683)

HOME: 29-12

AWAY: 27-14

1ST ATLANTIC DIVISION

PLAYER	G-GS	MIN	FG-FGA	PCT	FT-FTA	PCT	OFF	DEF	TOT	AST	PF-DQ	STL	TO	BLK	PTS	AVG
Iverson	71-71	2979	762-1813	.420	585-719	.814	50	223	273	325	147-0	178	237	20	2207	31.1
Ratliff	50-50	1800	228-457	.499	165-217	.760	125	288	413	58	165-3	30	126	187	621	12.4
McKie	76-33	2394	338-714	.473	149-194	.768	33	278	311	377	178-3	106	203	8	878	11.6
Mutombo	26-26	875	100-202	.495	104-137	.759	119	203	322	22	65-0	9	52	66	304	11.7
Snow	50-50	1740	182-435	.418	122-154	.792	27	139	166	369	123-1	77	124	7	491	9.8
McLeod	1-0	15	1-2	.500	0-0	---	1	1	2	0	2-0	0	1	0	2	2.0
Hill	76-75	2363	278-587	.474	172-273	.630	239	448	687	48	242-2	37	127	27	728	9.6
Lynch	82-80	2649	274-616	.445	123-171	.719	200	390	590	139	222-2	99	109	30	686	8.4
Kukoc	48-5	979	151-330	.458	52-88	.591	47	115	162	93	62-0	35	60	6	386	8.0
Geiger	35-4	542	88-224	.393	37-54	.685	50	89	139	14	73-0	12	25	8	213	6.1
Buford	47-0	573	104-241	.432	24-29	.828	16	58	74	17	68-0	17	29	6	248	5.3
Maxwell	24-6	375	42-125	.336	15-22	.682	3	34	37	29	33-0	12	18	0	120	5.0
Jones	65-0	866	122-275	.444	40-53	.755	63	126	189	32	68-0	30	39	15	304	4.7
MacCulloch	63-3	597	109-185	.589	42-66	.636	69	99	168	10	96-0	7	27	19	260	4.1
Mohammed	30-3	196	41-88	.466	14-28	.500	18	37	55	2	40-0	6	9	7	96	3.2
Ollie	51-4	764	71-165	.430	51-70	.729	13	59	72	121	70-0	25	40	1	194	3.8
Bell	5-0	30	2-7	.286	0-0	---	0	1	1	0	1-0	1	2	0	5	1.0
Sanchez	24-0	116	9-21	.429	2-2	1.000	2	12	14	36	18-0	9	3	1	20	0.8
Miller	1-0	2	0-0	---	0-0	---	0	0	0	0	0-0	0	0	0	0	0.0
76ERS	82	19855	2902-6487	.447	1697-2277	.745	1075	2600	3675	1692	1673-11	690	1292	408	7763	94.7
OPPONENTS	82	19855	2871-6699	.429	1243-1660	.749	985	2366	3351	1771	1938-20	672	1261	458	7412	90.4

3-PT FG: 76ERS 262-803 (.326), Iverson 98-306 (.320), McKie 53-170 (.312), Snow 5-19 (.263), McLeod 0-1 (.000), Hill 0-1 (.000), Lynch 15-57 (.263), Kukoc 32-78 (.410), Geiger 0-2 (.000), Buford 16-38 (.421), Maxwell 21-64 (.328), Jones 20-60 (.333), Ollie 1-3 (.333), Bell 1-3 (.333), Sanchez 0-1 (.000), OPPONENTS 427-1248 (.342).

2000-2001 GAME-BY-GAME RESULTS

DATE	W/L	PHI	OPP	TEAM	DATE	W/L	PHI	OPP	TEAM
10/31	W	101	72	at New York	1/28	W	86	81	at Indiana
11/1	W	104	98	Toronto	1/30	L	89	96	at Toronto
11/3	W	87	80	at Orlando	2/1	W	87	80	at New York
11/4	W	84	82	at Miami	2/2	L	117	123	**Orlando
11/8	W	103	94	Detroit	2/4	L	89	96	at New Jersey
11/9	W	84	82	at Minnesota	2/5	W	99	80	Denver
11/11	W	85	83	Boston	2/7	L	87	112	Houston
11/15	W	107	98	Cleveland	2/13	W	107	104	at Milwaukee
11/17	W	94	73	Miami	2/14	W	112	97	L.A. Lakers
11/20	W	114	90	at Boston	2/16	W	108	93	L.A. Clippers
11/22	L	73	88	at Charlotte	2/18	W	104	98	Phoenix
11/24	W	76	67	at Atlanta	2/21	W	107	91	Vancouver
11/25	L	76	96	at San Antonio	2/23	W	99	78	at Detroit
11/29	W	93	87	Washington	2/24	L	85	86	at Charlotte
12/1	W	95	74	Charlotte	2/26	L	91	98	Milwaukee
12/2	W	112	78	at Cleveland	2/28	W	79	69	Miami
12/4	L	98	105	at Denver	3/2	W	107	102	Washington
12/5	L	85	96	at L.A. Lakers	3/7	W	102	94	New Jersey
12/8	W	107	94	at Portland	3/9	W	108	103	Atlanta
12/9	W	83	79	at Vancouver	3/11	W	97	91	at Boston
12/11	L	91	96	*Minnesota	3/14	W	85	67	at Chicago
12/13	W	102	82	at Washington	3/16	L	79	100	Sacramento
12/15	L	94	112	Dallas	3/17	L	78	87	at Milwaukee
12/16	W	99	91	at Chicago	3/19	L	89	93	at Seattle
12/20	L	89	91	Utah	3/20	L	77	88	at L.A. Clippers
12/22	L	71	91	New York	3/23	L	71	84	at Phoenix
12/26	W	97	91	at Utah	3/26	W	90	78	Milwaukee
12/27	W	118	110	at Golden State	3/28	L	95	96	Orlando
12/30	W	107	104	*at Sacramento	3/30	W	102	89	Golden State
1/3	W	98	80	Atlanta	4/1	W	104	93	Indiana
1/5	W	121	89	Seattle	4/3	L	85	100	at Toronto
1/6	W	107	103	at Cleveland	4/4	W	90	84	at Detroit
1/9	W	104	87	at New Jersey	4/6	W	96	88	Cleveland
1/10	L	75	93	Portland	4/9	W	108	95	Boston
1/12	W	86	82	at Washington	4/10	L	81	83	at Miami
1/13	W	100	83	San Antonio	4/12	L	77	101	at Orlando
1/15	W	84	79	Charlotte	4/15	W	89	82	New York
1/17	W	99	88	Chicago	4/17	W	111	105	*at Indiana
1/19	W	97	86	New Jersey	4/18	L	86	92	Chicago
1/21	L	106	110	*Toronto					
1/23	W	114	98	at Dallas					
1/24	W	85	84	*at Houston					
1/26	W	105	89	Detroit					

* denotes overtime

** denotes double-overtime



2001-2002 SEASON STATISTICS

RECORD: 43-39 (.524)

HOME: 22-19

AWAY: 21-20

4TH ATLANTIC DIVISION

PLAYER	G-GS	MIN	FG-FGA	PCT	FT-FTA	PCT	OFF	DEF	TOT	AST	PF-DQ	STL	TO	BLK	PTS	AVG
Iverson	60-59	2622	665-1669	.398	475-585	.812	44	225	269	331	102-0	168	237	13	1883	31.4
Coleman	58-58	2080	331-735	.450	185-227	.815	167	342	509	98	158-0	42	119	51	875	15.1
McKie	48-16	1471	220-490	.449	96-122	.787	26	166	192	179	74-0	56	93	14	587	12.2
Snow	61-61	2225	276-624	.442	183-227	.806	33	182	215	400	167-1	95	138	9	738	12.1
Harpring	81-81	2541	386-838	.461	165-222	.743	203	370	573	107	201-1	70	127	5	958	11.8
Mutombo	80-80	2907	321-641	.501	278-364	.764	254	609	863	83	242-2	29	156	190	920	11.5
Claxton	67-18	1528	181-452	.400	114-136	.838	46	114	160	198	145-1	95	95	6	480	7.2
Blount	72-21	1426	115-251	.458	29-45	.644	149	219	368	44	176-1	49	52	26	259	3.6
Bell	74-12	890	103-240	.429	36-48	.750	31	80	111	71	109-0	21	48	4	254	3.4
Bowman	3-0	29	5-7	.714	0-0	--	0	1	1	1	3-0	2	0	0	10	3.3
Cummings	58-1	501	78-187	.417	24-32	.750	14	38	52	60	53-0	18	36	5	192	3.3
Smith	11-0	110	20-42	.476	15-20	.750	6	8	14	5	19-1	4	3	2	55	5
McKey	41-1	784	52-122	.426	10-14	.714	48	79	127	45	90-0	41	22	4	119	2.9
Dalembert	34-0	177	22-50	.440	7-8	.389	25	43	68	5	30-0	6	14	13	51	1.5
Brown	17-0	67	8-21	.381	7-8	.875	2	2	4	2	11-0	1	9	1	23	1.4
James	9-0	41	5-13	.385	2-6	.333	5	2	7	1	5-0	0	3	1	12	1.3
Jones	23-2	126	8-20	.400	10-20	.500	13	23	36	3	35-0	3	11	9	26	1.1
Ruffin	15-0	169	7-26	.269	2-8	.250	23	28	51	5	23-0	5	11	8	16	1.1
Geiger	4-0	36	1-8	.125	1-2	.500	3	3	6	0	2-0	0	2	2	3	0.8
76ERS	82	19730	2804-6436	.436	1639-2104	.779	1092	2534	3626	1638	1645-7	705	1256	363	7461	91.0
OPPONENTS	82	19730	2771-6500	.426	1350-1798	.751	981	2348	3329	1768	1827-19	654	1208	458	7330	89.4

3-PT FG: 76ERS 214-799 (.299), Iverson 78-268 (.291), Coleman 28-83 (.337), McKie 51-128 (.398), Snow 3-27 (.111), Harpring 21-69 (.304), Claxton 4-33 (.121), Blount 0-1 (.000), Bell 12-44 (.273), Bowman 0-1 (.000), Cummings 12-46 (.261), Smith 0-2 (.000), McKey 5-12 (.417), Brown 0-1 (.000), OPPONENTS 438-1322 (.331).

2001-2002 GAME-BY-GAME RESULTS

DATE	W/L	PHI	OPP	TEAM	DATE	W/L	PHI	OPP	TEAM
10/30	L	74	83	at Minnesota	1/27	W	93	87	L.A. Lakers
11/1	L	92	99	Dallas	1/29	L	71	78	at New York
11/3	L	76	90	at Washington	1/30	W	96	91	Minnesota
11/6	L	77	87	Indiana	2/2	W	86	81	at Milwaukee
11/8	L	72	77	at Houston	2/4	L	93	100	Toronto
11/10	W	98	91	at Dallas	2/5	L	82	86	at Detroit
11/13	W	82	76	at Miami	2/7	W	100	93	at Charlotte
11/14	W	100	86	Charlotte	2/14	L	91	98	Utah
11/16	W	98	78	Atlanta	2/17	L	76	86	at Indiana
11/17	W	94	82	at New Jersey	2/18	W	110	83	Denver
11/21	W	94	89	Detroit	2/20	W	114	107	Golden State
11/23	W	79	68	Cleveland	2/23	L	87	105	at Orlando
11/25	L	88	107	at Toronto	2/25	L	83	88	Portland
11/28	L	87	94	Washington	2/27	W	82	72	Miami
12/1	W	93	76	at Chicago	3/1	W	110	102	New Jersey
12/2	L	87	93	Memphis	3/3	W	96	84	at Toronto
12/4	L	84	94	at Sacramento	3/4	L	94	100	Boston
12/5	L	87	93	at Golden State	3/6	W	85	76	Cleveland
12/7	L	76	86	at San Antonio	3/8	W	109	100	Indiana
12/8	L	83	92	at Memphis	3/9	W	112	91	at Atlanta
12/11	L	87	89	at Atlanta	3/12	W	104	96	at New York
12/14	L	80	96	Milwaukee	3/13	L	88	92	Sacramento
12/15	W	94	91	at Cleveland	3/17	L	103	105	Orlando
12/17	W	99	83	Boston	3/19	W	91	79	at Miami
12/19	L	85	94	Charlotte	3/20	L	77	82	Miami
12/21	W	94	83	Atlanta	3/22	W	96	91	at Boston
12/25	L	82	88	at L.A. Lakers	3/24	W	90	82	New York
12/26	W	100	86	at L.A. Clipper	3/27	L	80	88	New Jersey
12/28	L	90	93	at Denver	3/28	W	99	79	at Chicago
12/29	L	81	89	at Utah	3/30	L	92	102	at New Jersey
1/2	W	102	81	at Phoenix	3/31	L	70	72	Toronto
1/4	W	87	77	at Seattle	4/3	W	89	83	*Phoenix
1/5	L	88	96	at Portland	4/5	L	88	92	Detroit
1/7	W	116	92	L.A. Clippers	4/7	W	89	87	Milwaukee
1/9	L	91	102	Orlando	4/9	W	92	90	at Milwaukee
1/11	W	101	84	San Antonio	4/10	L	77	90	at Washington
1/15	W	112	106	*Houston	4/12	W	100	91	Washington
1/17	W	93	88	at Charlotte	4/14	W	95	89	at Orlando
1/19	W	97	89	New York	4/15	L	96	98	Chicago
1/21	L	98	109	Seattle	4/17	L	80	103	at Indiana
1/22	W	91	84	at Washington					
1/25	W	106	90	at Boston					

* denotes overtime

YEAR-BY-YEAR

2002-2003 SEASON STATISTICS

RECORD: 48-34 (.585)

HOME: 25-16

AWAY: 23-18

4TH ATLANTIC DIVISION

PLAYER	G-GS	MIN	FG-FGA	PCT	FT-FTA	PCT	OFF	DEF	TOT	AST	PF-DQ	STL	TO	BLK	PTS	AVG
Iverson	82-82	3485	804-1940	.414	570-736	.774	68	276	344	454	149-2	225	286	13	2262	27.6
Van Horn	74-73	2337	459-952	.482	193-240	.804	159	365	524	93	251-7	63	150	30	1176	15.9
Snow	82-82	3108	361-799	.452	325-379	.858	71	230	301	544	235-2	133	194	11	1054	12.9
Thomas	46-28	1392	178-369	.482	114-152	.750	140	252	392	73	120-2	46	76	22	470	10.2
Coleman	64-35	1742	223-498	.448	134-171	.784	151	299	450	87	171-2	53	96	69	602	9.4
McKie	80-40	2374	286-666	.429	112-134	.836	61	289	350	278	177-2	131	109	9	721	9.0
MacCulloch	42-35	812	123-238	.517	53-79	.671	66	130	196	20	107-0	19	35	32	299	7.1
Buckner	75-5	1514	185-398	.465	65-81	.802	72	144	216	96	203-0	72	62	16	450	6.0
Skinner	77-9	1381	182-331	.550	97-161	.602	136	230	366	19	176-1	47	62	53	461	6.0
Hill	24-18	496	44-109	.404	21-35	.600	56	68	124	9	68-0	15	16	7	109	4.5
Williams	21-2	276	34-80	.425	24-32	.750	12	33	45	26	33-0	12	17	5	92	4.4
Satterfield	17-0	82	4-18	.222	1-2	.500	4	4	8	15	6-0	2	7	0	9	0.5
Long	19-0	131	19-50	.380	1-5	.200	13	27	40	2	22-0	2	9	8	40	2.1
Salmons	64-1	504	48-116	.414	26-35	.743	16	43	59	47	53-1	17	29	6	132	2.1
Rentzias	35-0	144	20-59	.339	8-9	.889	10	16	26	7	21-0	6	4	2	52	1.5
Bryant	11-0	77	5-17	.294	2-2	1.000	7	9	16	1	12-0	1	5	1	12	1.1
76ERS	82	19855	2975-6640	.448	1746-2253	.775	1042	2415	3457	1771	1804-19	844	1212	284	7941	96.8
OPPONENTS	82	19855	2876-6363	.452	1547-2035	.760	908	2400	3308	1809	1885-20	639	1405	521	7752	94.8

3-PT FG: 76ERS 245-787 (.311), Iverson 84-303 (.277), Van Horn 65-176 (.369), Snow 7-32 (.219), Coleman 22-67 (.328), McKie 37-112 (.330), Buckner 15-55 (.273), Williams 0-2 (.000), Long 1-1 (1.000), Salmons 10-31 (.323), Rentzias 4-8 (.500). OPPONENTS 453-1278 (.354).

2002-2003 GAME-BY-GAME RESULTS

DATE	W/L	PHI	OPP	TEAM	DATE	W/L	PHI	OPP	TEAM
10/29	L	88	95	at Orlando	01/25	W	97	91	at Miami
10/30	W	95	93	Milwaukee	01/28	W	108	81	at Milwaukee
11/01	W	98	86	New York	01/29	L	83	97	Atlanta
11/06	W	101	99	*L.A. Clippers	01/31	W	104	99	Miami
11/08	W	108	84	Cleveland	02/02	L	91	99	at Minnesota
11/09	L	105	110	*at Milwaukee	02/05	L	85	111	New Jersey
11/13	L	81	91	at Boston	02/12	W	119	111	*Chicago
11/14	W	99	94	San Antonio	02/14	W	99	98	Orlando
11/16	W	93	92	at New York	02/16	W	90	83	at New Jersey
11/17	W	100	84	Washington	02/19	W	110	82	at Chicago
11/19	L	98	99	at New Orleans	02/21	W	119	99	at Cleveland
11/20	W	95	88	at Memphis	02/23	W	116	103	Cleveland
11/22	W	90	80	Toronto	02/26	W	111	107	Memphis
11/24	W	94	84	at Toronto	02/28	W	104	83	Utah
11/25	W	108	87	New Orleans	03/02	W	100	94	at Denver
11/27	W	83	74	Miami	03/03	L	99	107	at Sacramento
11/29	W	106	99	at Cleveland	03/06	W	88	60	at Portland
11/30	W	95	94	at Washington	03/07	W	108	99	at Seattle
12/04	W	99	93	Boston	03/09	L	92	106	at L.A. Lakers
12/06	L	93	98	at San Antonio	03/12	W	96	93	Indiana
12/07	L	72	97	at Houston	03/14	W	90	79	Portland
12/11	L	88	92	Seattle	03/16	W	92	87	at New Jersey
12/13	L	91	99	Phoenix	03/18	W	103	83	at Miami
12/15	L	97	107	at Indiana	03/20	L	85	113	at Detroit
12/16	W	93	71	Denver	03/21	L	105	114	Atlanta
12/18	W	99	94	Minnesota	03/23	W	112	95	at Toronto
12/20	W	107	104	*L.A. Lakers	03/26	W	91	85	at Indiana
12/21	L	77	79	at Atlanta	03/28	L	98	102	Golden State
12/28	L	69	98	at Utah	03/29	W	110	89	at Atlanta
12/30	L	98	104	at Golden State	03/31	W	118	113	*at Orlando
12/31	W	83	75	at L.A. Clippers	04/02	W	108	101	Chicago
01/02	L	78	96	at Phoenix	04/04	L	79	88	Houston
01/04	L	83	102	at Dallas	04/06	L	81	97	Sacramento
01/06	L	104	105	*Indiana	04/08	W	91	74	Detroit
01/08	L	94	103	*Detroit	04/10	W	99	78	at Boston
01/10	L	112	114	New York	04/11	L	103	108	at New York
01/12	L	105	107	Orlando	04/13	L	89	94	New Orleans
01/15	W	108	107	New Jersey	04/15	L	106	115	at Chicago
01/17	L	95	99	Milwaukee	04/16	W	107	87	Washington
01/18	W	88	80	at Washington					
01/20	L	99	100	Boston					
01/22	W	92	83	at Detroit					
01/23	L	94	107	Dallas					

* denotes overtime



2003-2004 SEASON STATISTICS

RECORD: 33-49 (.402)

HOME: 21-20

AWAY: 12-29

5TH ATLANTIC DIVISION

PLAYER	G-GS	MIN	FG-FGA	PCT	FT-FTA	PCT	OFF	DEF	TOT	AST	PF-DQ	STL	TO	BLK	PTS	AVG
Iverson	48-47	2040	435-1125	.387	339-455	.745	34	144	178	324	87-0	115	209	5	1266	26.4
Robinson	42-42	1336	275-614	.448	114-137	.832	46	143	189	57	96-1	42	106	9	698	16.6
Thomas	74-72	2699	381-813	.469	243-323	.752	261	489	750	111	219-2	82	172	33	1006	13.6
Snow	82-82	2966	295-715	.413	252-316	.797	62	219	281	563	213-1	97	187	6	844	10.3
Jackson	22-13	598	71-171	.415	64-81	.790	45	81	126	18	45-0	12	24	6	206	9.4
McKie	75-41	2112	265-577	.459	84-111	.757	45	208	253	195	142-1	85	103	23	689	9.2
Coleman	34-30	843	107-259	.413	49-65	.754	45	147	192	46	79-0	23	57	26	271	8.0
Dalembert	82-53	2198	270-499	.541	112-174	.644	194	432	626	21	273-4	44	86	189	652	8.0
Green	53-0	767	143-357	.401	59-81	.728	16	49	65	53	83-0	26	59	5	364	6.9
Salmons	77-24	1603	161-416	.387	71-92	.772	38	158	196	134	122-0	62	77	16	443	5.8
Korver	74-0	882	115-327	.352	19-24	.792	30	81	111	40	102-2	25	41	8	330	4.5
Hamilton	45-0	472	51-95	.537	67-96	.698	49	97	146	13	74-0	8	27	8	169	3.8
Buckner	53-3	703	66-175	.377	20-27	.741	28	75	103	45	77-0	21	34	4	164	3.1
McCaskill	59-3	636	47-117	.402	19-27	.704	48	85	133	20	89-0	12	25	20	113	1.9
76ERS	82	19855	2682-6260	.428	1512-2009	.753	941	2408	3349	1640	1701-11	654	1307	358	7215	88.0
OPPONENTS	82	19855	2751-6369	.432	1474-1982	.744	996	2398	3394	1747	1757-21	678	1245	463	7419	90.5

3-PT FG: 76ERS 339-992 (.342), Iverson 57-199 (.286), Robinson 34-100 (.340), Thomas 1-5 (.200), Snow 2-18 (.111), Jackson 0-1 (.000), McKie 75-172 (.436), Coleman 8-36 (.222), Dalembert 0-1 (.000), Green 19-61 (.311), Salmons 50-147 (.340), Korver 81-207 (.391), Buckner 12-44 (.273), McCaskill 0-1 (.000).
 OPPONENTS 443-1329 (.333).

2003-2004 GAME-BY-GAME RESULTS

DATE	W/L	PHI	OPP	TEAM	DATE	W/L	PHI	OPP	TEAM
10/28	W	89	74	Miami	01/24	L	87	95	at Cleveland
10/31	L	89	100	at Sacramento	01/27	L	76	94	New Jersey
11/01	L	90	104	at Golden State	01/28	L	84	94	at Toronto
11/03	W	94	83	at Portland	01/30	W	85	82	New Orleans
11/05	L	99	106	*New Orleans	02/01	L	101	106	at Minnesota
11/07	W	106	85	at Chicago	01/23	L	80	93	Toronto
11/09	L	74	85	Indiana	02/05	W	96	73	L.A. Lakers
11/11	W	112	105	at Washington	02/07	L	80	110	Boston
11/14	W	100	96	San Antonio	02/08	L	87	99	at New Jersey
11/15	L	88	91	*at Cleveland	02/11	W	113	88	Washington
11/17	L	66	74	Houston	02/17	L	85	106	at Denver
11/19	W	81	75	at Toronto	02/19	W	112	101	at Seattle
11/21	W	87	85	Boston	02/20	L	88	116	at L.A. Lakers
11/22	L	88	99	at New York	02/23	L	66	76	Detroit
11/25	L	91	95	at Milwaukee	02/24	L	75	86	at Atlanta
11/26	W	90	86	Detroit	02/28	L	74	81	at Indiana
11/28	L	77	90	at Indiana	02/29	W	81	74	Minnesota
11/29	W	98	86	Atlanta	03/03	L	77	88	at New York
12/02	L	88	95	Toronto	03/04	L	105	114	Sacramento
12/04	W	83	82	Chicago	03/06	W	97	88	Chicago
12/05	W	93	90	at Miami	03/08	W	97	92	Milwaukee
12/09	W	78	76	at Detroit	03/09	W	89	81	at Chicago
12/12	L	77	86	Denver	03/12	W	99	94	**New York
12/14	L	86	94	Utah	03/14	L	69	85	at Detroit
12/17	W	87	76	Miami	03/16	L	79	82	at Memphis
12/19	L	81	88	Indiana	03/17	L	80	104	at New Orleans
12/21	L	84	87	at Boston	03/20	L	69	101	at Miami
12/22	W	95	73	Orlando	03/22	W	107	98	Dallas
12/26	L	98	101	at L.A. Clippers	03/24	W	99	94	Phoenix
12/28	L	92	100	at Phoenix	03/26	W	86	71	Cleveland
12/29	L	97	106	at Utah	03/28	L	65	89	at Boston
12/31	L	72	80	at Houston	03/30	W	95	71	Golden State
01/03	W	83	77	at San Antonio	04/01	L	82	88	Portland
01/05	L	76	88	Milwaukee	04/03	L	75	86	New York
01/07	W	100	80	L.A. Clippers	04/06	W	103	100	*at Atlanta
01/09	W	97	81	New Jersey	04/09	L	80	83	Washington
01/10	L	87	94	at Washington	04/11	L	75	89	at New Jersey
01/12	W	87	82	at Orlando	04/12	L	93	107	Indiana
01/14	L	122	125	**at Dallas	04/14	L	89	95	at Orlando
01/17	L	87	91	Memphis					
01/19	L	81	90	Seattle					
01/21	W	92	86	at New Orleans					
01/23	L	93	98	Orlando					

* denotes overtime
 ** denotes double-overtime

YEAR-BY-YEAR

2004-2005 SEASON STATISTICS

RECORD: 43-39 (.524)

HOME: 25-16

AWAY: 18-23

2ND ATLANTIC DIVISION

PLAYER	G-GS	MIN	FG-FGA	PCT	FT-FTA	PCT	OFF	DEF	TOT	AST	PF-DQ	STL	TO	BLK	PTS	AVG
Iverson	75-75	3174	771-1818	.424	656-786	.835	51	248	299	596	140-1	180	344	9	2302	30.7
Webber	21-21	702	143-366	.391	38-49	.776	36	129	165	66	70-3	26	49	19	328	15.6
Jackson	81-23	1976	340-731	.465	289-349	.828	184	222	406	81	171-0	32	131	18	969	12.0
Korver	82-57	2667	317-759	.418	82-96	.854	40	339	379	182	265-2	103	106	33	942	11.5
Thomas	47-43	1344	217-476	.456	95-119	.798	106	202	308	77	151-3	40	83	6	530	11.3
Williamson	48-5	1056	194-417	.465	130-165	.788	73	105	178	43	144-1	26	60	12	518	10.8
Iguodala	82-82	2686	269-546	.493	156-210	.743	89	375	464	246	204-2	138	139	48	741	9.0
Dalembert	72-60	1785	250-477	.524	89-148	.601	187	355	542	35	241-4	46	114	121	589	8.2
Green	57-21	1066	155-423	.366	97-125	.776	22	111	133	100	121-0	34	75	6	437	7.7
Rogers	28-7	485	63-161	.391	20-28	.714	33	71	104	26	69-0	22	20	8	169	6.0
Salmons	58-8	993	85-210	.405	35-48	.729	12	109	121	114	92-1	40	51	13	236	4.1
Davis	42-5	328	42-111	.378	14-17	.824	29	50	79	12	45-0	8	15	4	117	2.8
McKie	68-3	1118	61-142	.430	10-16	.625	20	152	172	103	116-2	48	31	17	152	2.2
Skinner	24-0	246	22-57	.386	5-17	.294	23	39	62	5	29-0	5	13	6	49	2.0
Bradley	2-0	16	4-5	.800	1-2	.500	0	3	3	1	0-0	0	1	0	9	4.5
Brown	8-0	55	2-6	.333	8-10	.800	1	10	11	4	4-0	3	5	1	12	1.5
Ollie	26-0	158	11-31	.355	6-9	.667	3	16	19	19	16-0	5	6	0	28	1.1
Barnes	DID NOT APPEAR IN ANY GAMES															
76ERS	82	19855	2946-6736	.437	1731-2194	.789	909	2536	3445	1710	1878-19	756	1274	321	8128	99.1
OPPONENTS	82	19855	2930-6618	.443	1764-2299	.767	952	2663	3615	1878	1979-19	681	1394	383	8189	99.9

3-PT FG: 76ERS 505-1453 (.348), Iverson 104-338 (.308), Webber 4-15 (.267), Jackson 0-2 (.000), Korver 226-558 (.405), Thomas 1-4 (.250), Williamson 0-2 (.000), Iguodala 47-142 (.331), Green 30-105 (.286), Rogers 23-76 (.303), Salmons 31-91 (.341), Davis 19-53 (.358), McKie 20-62 (.323), Skinner 0-1 (.000), Bradley 0-1 (.000), Brown 0-3 (.000). OPPONENTS 565-1560 (.362).

2006-2007 GAME-BY-GAME RESULTS

DATE	W/L	PHI	OPP	TEAM	DATE	W/L	PHI	OPP	TEAM
11/03	W	98	95	at Boston	01/31	W	89	88	Indiana
11/05	L	98	108	Phoenix	02/02	L	95	118	Houston
11/06	L	91	99	at Detroit	02/04	W	103	85	Atlanta
11/09	L	88	96	at New York	02/06	W	106	104	L.A. Clippers
11/10	W	108	100	*New Jersey	02/07	L	97	107	*at New Jersey
11/12	W	106	104	*Indiana	02/09	L	95	98	Memphis
11/14	W	96	87	Orlando	02/11	W	106	91	at Toronto
11/16	L	95	103	Seattle	02/12	W	112	99	Orlando
11/18	L	80	88	San Antonio	02/14	W	106	105	New York
11/21	L	83	93	at Miami	02/16	L	75	93	Detroit
11/24	W	110	97	Boston	02/24	L	101	113	at New York
11/26	W	116	114	*Washington	02/26	L	99	101	Sacramento
11/27	L	99	105	at Orlando	03/01	W	118	111	at Milwaukee
12/01	L	72	105	at San Antonio	03/02	L	93	99	New Jersey
12/03	L	86	94	at Memphis	03/04	W	98	89	Cleveland
12/04	L	76	77	at Houston	03/05	W	89	97	at Atlanta
12/06	L	92	96	at Atlanta	03/07	L	100	108	at Miami
12/08	L	84	119	Minnesota	03/08	L	85	104	Golden State
12/10	W	93	88	at Chicago	03/11	W	112	80	Charlotte
12/12	W	107	101	Milwaukee	03/13	L	110	128	at Toronto
12/14	W	110	102	Denver	03/15	W	108	91	L.A. Lakers
12/17	L	107	113	*New York	03/18	W	93	81	at Cleveland
12/18	W	116	97	at Milwaukee	03/19	L	88	94	Chicago
12/20	L	101	103	Utah	03/23	W	107	84	Detroit
12/22	W	102	90	at Indiana	03/25	W	103	101	Toronto
12/27	W	111	104	at Portland	03/27	W	96	89	at L.A. Lakers
12/28	W	114	107	at Seattle	03/28	L	109	118	at Sacramento
12/31	L	92	97	at Denver	03/30	L	87	116	at Phoenix
01/02	L	83	89	at L.A. Clippers	04/01	L	83	100	Dallas
01/03	W	112	104	at Golden State	04/03	W	97	93	at Boston
01/05	W	106	99	at Utah	04/06	W	106	103	Charlotte
01/07	L	84	89	at Minnesota	04/08	W	103	98	Cleveland
01/10	L	100	109	Portland	04/09	W	112	106	at Washington
01/12	L	78	110	at Chicago	04/12	L	98	105	Boston
01/14	W	106	96	Toronto	04/14	W	126	119	*Miami
01/15	L	95	99	at Detroit	04/15	W	90	86	at Indiana
01/17	W	95	91	New Orleans	04/17	L	83	104	at New Jersey
01/19	W	107	105	at Charlotte	04/18	W	122	106	Milwaukee
01/22	L	111	115	at Orlando	04/20	W	110	86	Atlanta
01/24	W	106	98	Miami					
01/26	L	107	117	at Washington					
01/28	L	95	99	*at New Orleans					
01/29	W	93	89	at Dallas					

* denotes overtime



2005-2006 SEASON STATISTICS

RECORD: 38-44 (.463)	HOME: 23-18	AWAY: 15-26	2ND ATLANTIC DIVISION
----------------------	-------------	-------------	-----------------------

PLAYER	G-GS	MIN	FG-FGA	PCT	FT-FTA	PCT	OFF	DEF	TOT	AST	PF-DQ	STL	TO	BLK	PTS	AVG
Iverson	72-72	3103	815-1822	.447	675-829	.814	44	188	232	532	121-0	140	248	10	2377	33.0
Webber	75-75	2893	617-1422	.434	263-348	.756	184	557	741	256	219-1	103	182	62	1518	20.2
Iguodala	82-82	3086	344-688	.500	263-349	.754	117	364	481	255	198-4	135	153	21	1007	12.3
Korver	82-43	2563	327-761	.430	101-119	.849	27	243	270	163	224-1	65	98	26	939	11.5
Salmons	82-24	2059	219-521	.420	155-200	.775	48	172	220	223	178-0	73	125	13	619	7.5
Dalembert	66-52	1761	196-369	.531	93-132	.705	159	382	541	25	244-9	34	107	160	485	7.3
Green	10-2	153	28-66	.424	4-5	.800	1	14	15	5	13-0	2	12	0	70	7.0
Hunter	69-35	1312	175-291	.601	71-138	.514	110	161	271	17	120-0	12	64	76	421	6.1
Nailon	22-0	237	40-80	.500	13-15	.867	23	19	42	7	32-0	8	10	4	93	4.2
Barnes	50-0	538	59-110	.536	29-43	.674	41	56	97	22	92-2	16	24	7	149	3.0
Ollie	70-23	1069	75-174	.431	41-49	.837	13	85	98	101	103-1	33	29	3	192	2.7
Randolph	57-1	487	44-97	.454	43-71	.606	55	78	133	19	83-0	19	21	12	131	2.3
Hamilton	1-0	3	0-1	.000	1-2	.500	0	0	0	0	1-0	1	0	0	1	1.0
Williams	30-0	145	23-52	.442	8-13	.615	3	16	19	10	13-0	5	13	0	56	1.9
Thomas	15-0	124	7-13	.538	8-14	.571	8	23	31	1	32-0	0	7	3	22	1.5
Bradley	46-1	367	32-79	.405	2-3	.667	40	67	107	17	39-0	5	19	7	67	1.5
Gai	2-0	5	0-0	---	0-0	---	0	0	0	0	0-0	0	0	0	0	0.0
76ERS	82	19905	3001-6546	.458	1770-2330	.760	873	2425	3298	1653	1712-18	651	1159	404	8147	99.4
OPPONENTS	82	19905	3100-6699	.463	1609-2111	.762	974	2533	3507	1882	1898-23	630	1269	386	8307	101.3

3-P FT FG: 76ERS 375-1031 (.364), Iverson 72-223 (.323), Webber 71-77 (.273), Iguodala 56-158 (.354), Korver 184-438 (.420), Salmons 26-87 (.299), Dalembert 0-1 (.000), Green 10-19 (.526), Barnes 2-11 (.182), Ollie 1-3 (.333), Williams 2-9 (.222), Bradley 1-5 (.200), OPPONENTS: 498-1420 (.351).

2005-2006 GAME-BY-GAME RESULTS

DATE	W/L	PHI	OPP	TEAM	DATE	W/L	PHI	OPP	TEAM
11/01	L	108	117	*Milwaukee	01/29	W	89	81	at Orlando
11/02	L	88	108	at Detroit	01/31	L	99	123	Phoenix
11/04	L	93	110	Charlotte	02/03	L	80	87	Detroit
11/05	W	111	109	at Indiana	02/04	W	100	95	at Cleveland
11/09	W	112	97	Dallas	02/06	L	81	87	Houston
11/11	W	85	81	L.A. Lakers	02/08	L	92	100	at Charlotte
11/13	W	113	108	L.A. Clippers	02/12	L	97	107	at Washington
11/15	W	104	92	Toronto	02/15	W	103	100	*San Antonio
11/16	W	121	115	at Toronto	02/16	L	84	117	at Chicago
11/18	L	96	106	at Miami	02/22	W	116	107	Cleveland
11/19	L	120	123	Cleveland	02/24	W	116	111	at Milwaukee
11/21	W	103	91	NO/Okla City	02/25	W	108	102	Chicago
11/23	L	97	108	at Milwaukee	02/27	L	92	104	at Dallas
11/26	L	102	105	*at New York	03/01	W	106	101	at Houston
11/29	W	107	83	Portland	03/03	W	119	113	Washington
11/30	L	103	110	at Boston	03/05	L	93	94	Indiana
12/02	L	86	88	at NO/Okla. City	03/08	L	101	104	at Boston
12/03	L	91	100	at San Antonio	03/09	L	93	97	Denver
12/07	L	85	88	Milwaukee	03/12	W	94	91	at Memphis
12/09	W	119	115	Charlotte	03/14	L	97	111	Toronto
12/10	W	107	95	at New Jersey	03/16	L	98	102	at Seattle
12/12	W	90	89	*Minnesota	03/17	L	89	99	at L.A. Clippers
12/14	W	106	101	Atlanta	03/19	L	89	98	at Golden State
12/16	L	105	112	Miami	03/22	W	115	106	Atlanta
12/18	W	107	80	at Toronto	03/24	L	86	102	Orlando
12/21	W	111	100	Golden State	03/26	L	79	92	at Indiana
12/23	L	108	111	at Atlanta	03/29	L	91	101	Detroit
12/27	W	108	106	at Denver	03/31	W	117	112	at New York
12/28	L	91	95	at Portland	04/02	W	114	95	New York
12/31	L	102	108	at Utah	04/04	L	91	124	at Cleveland
01/03	W	111	98	at Sacramento	04/05	L	92	99	Chicago
01/04	L	85	105	at Phoenix	04/07	L	99	109	Boston
01/06	L	93	119	at L.A. Lakers	04/08	W	89	75	at Chicago
01/09	W	107	98	Seattle	04/10	W	105	97	Washington
01/11	L	102	110	Utah	04/12	W	116	96	at New Jersey
01/13	W	125	124	**Boston	04/14	L	85	104	at Miami
01/16	L	76	104	at Washington	04/15	L	97	102	at Orlando
01/18	L	90	101	New Jersey	04/18	W	91	88	New Jersey
01/20	W	89	86	*Memphis	04/19	L	86	96	at Charlotte
01/22	W	86	84	at Minnesota					
01/24	W	109	103	Sacramento					
01/26	L	115	119	*Orlando					
01/28	W	91	76	New York					

* denotes overtime
** denotes double-overtime

YEAR-BY-YEAR

2006-2007 SEASON STATISTICS

RECORD: 35-47 (.427)

HOME: 21-20

AWAY: 14-27

3RD ATLANTIC DIVISION

PLAYER	G-GS	MIN	FG-FGA	PCT	FT-FTA	PCT	OFF	DEF	TOT	AST	PF-DQ	STL	TO	BLK	PTS	AVG
Iverson	15-15	640	151-366	.413	154-174	.885	7	34	41	109	21-0	33	66	1	468	31.2
Igoudala	76-76	3062	443-991	.447	452-551	.820	77	357	434	432	200-0	152	261	33	1386	18.2
Korver	74-1	2288	372-845	.440	191-209	.914	30	229	259	105	188-1	57	117	20	1067	14.4
Miller	57-56	2144	307-661	.464	160-198	.808	72	176	248	416	126-0	73	152	6	775	13.6
Green	74-36	1842	357-868	.411	74-111	.667	42	116	158	112	144-1	56	106	4	839	11.3
Webber	18-18	544	89-230	.387	18-28	.643	37	112	149	61	36-0	18	33	15	198	11.0
Dalembert	82-82	2535	356-658	.541	167-224	.746	239	494	733	64	287-9	47	161	159	879	10.7
J. Smith	54-11	1355	191-429	.445	115-136	.846	107	253	360	46	125-1	31	63	20	497	9.2
Carney	67-35	1169	182-392	.464	53-87	.609	39	89	128	26	118-0	38	43	23	442	6.6
Hunter	70-41	1605	188-326	.577	74-151	.490	114	221	335	26	137-1	13	65	76	450	6.4
Randolph	13-6	179	23-48	.479	12-22	.545	19	35	54	4	23-0	7	9	10	58	4.5
Williams	61-0	688	93-211	.441	64-92	.696	17	53	70	110	42-0	22	46	1	262	4.3
Ollie	53-23	919	81-187	.433	37-45	.822	8	66	74	130	76-0	21	47	1	199	3.8
Henderson	38-5	418	43-67	.642	33-47	.702	48	59	107	10	62-1	9	12	12	119	3.1
Jones	44-5	336	43-93	.462	23-41	.561	22	35	57	16	59-0	11	18	1	110	2.5
Amundson	10-0	87	6-15	.400	4-10	.400	13	15	28	1	15-0	1	5	8	16	1.6
McFarlin	11-0	41	5-13	.385	5-7	.714	7	4	11	1	8-0	0	1	0	15	1.4
S. Smith	8-0	28	2-8	.250	1-2	.500	1	5	6	0	4-0	1	2	0	5	0.6
76ERS	82	19880	2932-6408	.458	1637-2135	.767	899	2353	3252	1669	1671-14	590	1258	390	7785	94.9
OPPONENTS	82	19880	3039-6570	.463	1452-1926	.754	969	2404	3373	1825	1801-6	606	1280	320	8033	98.0

3-PT FG: 76ERS 284-823 (.345), Iverson 12-53 (.226), Igoudala 48-155 (.310), Korver 132-307 (.430), Miller 1-19 (.053), Green 51-157 (.325), Webber 2-5 (.400), Dalembert 0-2 (.000), Smith 0-4 (.000), Carney 25-72 (.347), Williams 12-37 (.324), Ollie 0-2 (.000), Jones 1-9 (.111), McFarlin 0-1 (.000). OPPONENTS: 503-1424 (.353).

2006-2007 GAME-BY-GAME RESULTS

DATE	W/L	PHI	OPP	TEAM	DATE	W/L	PHI	OPP	TEAM
11/01	W	88	75	Atlanta	01/26	L	97	105	Cleveland
11/03	W	105	103	at Orlando	01/27	W	104	89	at Atlanta
11/05	W	107	98	Miami	01/29	L	84	105	at Houston
11/07	L	86	97	at Indiana	01/31	W	89	78	at N.O./Okla. City
11/08	L	104	106	at Toronto	02/02	L	101	102	Golden State
11/10	L	101	108	vs. Denver	02/05	W	100	98	*New Jersey
11/15	W	96	90	at Seattle	02/07	W	92	83	Charlotte
11/17	L	94	106	at Phoenix	02/09	L	89	90	L.A. Clippers
11/18	L	97	103	*at L.A. Clippers	02/11	L	89	106	Dallas
11/21	L	87	97	Detroit	02/14	L	85	92	Washington
11/22	L	94	98	at Milwaukee	02/21	W	104	84	New York
11/24	W	123	108	Chicago	02/23	L	87	102	at Charlotte
11/25	L	95	108	at Cleveland	02/24	L	90	109	at Milwaukee
11/27	L	91	103	at Miami	02/26	W	89	82	Sacramento
12/02	L	107	112	at New Jersey	02/28	W	99	94	Phoenix
12/03	L	84	95	Minnesota	03/02	W	117	112	*Memphis
12/06	L	94	121	at Chicago	03/04	W	99	86	New Jersey
12/08	L	98	113	Washington	03/07	W	92	89	Seattle
12/09	L	84	86	at Orlando	03/09	W	108	92	L.A. Lakers
12/11	L	79	81	Portland	03/10	W	100	96	at Indiana
12/13	L	81	101	Boston	03/13	L	92	104	at Atlanta
12/15	L	79	93	at Dallas	03/14	L	87	88	Chicago
12/16	L	98	103	at San Antonio	03/16	W	89	88	Utah
12/20	L	93	101	Indiana	03/18	L	74	124	Houston
12/22	W	98	93	at Boston	03/20	L	75	96	at Detroit
12/23	W	98	77	New York	03/23	W	106	97	Charlotte
12/26	L	97	116	at Golden State	03/24	W	93	85	at Miami
12/27	L	76	101	at Sacramento	03/28	L	108	111	at Washington
12/29	W	98	95	at Portland	03/30	W	88	82	Boston
12/31	L	94	104	at L.A. Lakers	03/31	L	82	86	at New Jersey
01/02	W	108	97	at Denver	04/04	W	92	90	at New York
01/03	L	87	98	at Utah	04/06	L	85	94	Toronto
01/05	L	102	104	*at Minnesota	04/08	W	109	104	*Atlanta
01/09	L	89	98	Detroit	04/10	W	90	86	Indiana
01/10	L	99	106	at New York	04/11	W	102	94	at Boston
01/12	W	110	97	Milwaukee	04/14	L	87	104	Orlando
01/13	L	83	89	at Charlotte	04/15	W	102	91	at Detroit
01/15	L	86	104	Toronto	04/17	L	92	98	Cleveland
01/17	L	102	118	at Memphis	04/18	W	122	119	at Toronto
01/19	W	98	95	*Miami					
01/21	L	85	99	San Antonio					
01/23	W	102	96	N.O./Okla. City					
01/24	W	118	115	**at Cleveland					

* denotes overtime
** denotes double-overtime



2007-2008 SEASON STATISTICS

RECORD: 40-42 (.488)

HOME: 22-19

AWAY: 18-23

3RD ATLANTIC DIVISION

PLAYER	G-GS	MIN	FG-FGA	PCT	FT-FTA	PCT	OFF	DEF	TOT	AST	PF-DQ	STL	TO	BLK	PTS	AVG
Iguodala	82-82	3242	582-1277	.456	365-506	.721	85	361	446	391	187-1	171	214	49	1630	19.9
Miller	82-82	3016	569-1156	.492	257-333	.772	95	229	324	565	181-0	105	206	6	1398	17.0
Green	74-74	1970	379-870	.436	112-148	.757	32	150	182	151	119-0	54	109	22	921	12.4
Williams	80-0	1862	319-752	.424	227-290	.783	41	126	167	253	130-0	81	125	13	920	11.5
Dalembert	82-82	2724	339-661	.513	186-263	.707	304	545	849	45	269-3	40	155	192	864	10.5
Korver	25-0	657	90-227	.396	31-34	.912	12	61	73	33	67-1	20	28	6	249	10.0
Young	74-22	1554	264-490	.539	76-103	.738	120	192	312	58	126-1	73	64	8	610	8.2
Carney	70-6	1039	158-392	.403	55-81	.679	50	99	149	32	96-0	39	34	23	409	5.8
Evans	81-61	1879	152-346	.439	120-257	.467	224	387	611	65	213-0	86	108	8	425	5.2
Smith	76-1	1107	141-310	.455	54-82	.659	77	153	230	20	142-1	22	48	50	340	4.5
Giricek	12-0	110	13-41	.317	6-8	.750	1	13	14	11	9-0	3	8	1	37	3.1
Ollie	40-0	300	29-69	.420	12-15	.800	4	15	19	38	28-0	10	5	0	70	1.8
Amundson	16-0	64	8-16	.500	2-7	.286	7	5	12	0	13-0	1	2	1	18	1.1
Randolph	9-0	27	4-14	.286	0-0	---	9	2	11	3	5-0	1	2	3	8	0.9
Booth	31-0	204	9-27	.333	6-10	.600	6	32	38	8	35-0	6	4	18	24	0.8
76ERS	82	19755	3056-6648	.460	1509-2137	.706	1067	2370	3437	1673	1620-7	712	1172	400	7923	96.6
OPPONENTS	82	19755	3000-6504	.461	1332-1726	.772	923	2293	3216	1903	1708-4	550	1289	420	7889	96.2

3-PT FG: 76ERS 302-952 (.317), Iguodala 101-307 (.329), Miller 3-34 (.088), Green 51-179 (.285), Williams 55-153 (.359), Dalembert 0-1 (.000), Korver 38-108 (.352), Young 6-19 (.316), Carney 38-120 (.317), Evans 1-1 (.1000), Smith 4-14 (.286), Giricek 515 (.333), Ollie 0-1 (.000), OPPONENTS: 557-1549 (.360).

2007-2008 GAME-BY-GAME RESULTS

DATE	W/L	PHI	OPP	TEAM	DATE	W/L	PHI	OPP	TEAM
10/31	L	97	106	at Toronto	01/25	L	81	89	at New York
11/02	W	96	85	at Chicago	01/26	W	103	96	at Charlotte
11/03	L	88	93	New Jersey	01/30	W	112	69	Milwaukee
11/07	W	94	63	Charlotte	02/01	L	106	108	Orlando
11/09	L	103	105	Toronto	02/04	L	91	96	at Atlanta
11/11	L	72	93	New Orleans	02/05	W	101	96	Washington
11/13	L	84	99	at Dallas	02/07	W	101	84	Miami
11/14	L	76	95	at New Orleans	02/09	W	101	80	L.A. Clippers
11/16	W	92	88	Portland	02/11	W	84	76	Dallas
11/20	L	101	116	at Washington	02/13	W	102	88	Memphis
11/23	L	78	83	at Detroit	02/19	L	88	104	at Minnesota
11/24	L	98	100	* Golden State	02/20	W	124	84	New York
11/27	W	114	99	at Milwaukee	02/22	L	99	115	at Orlando
11/28	L	95	106	Utah	02/23	W	101	96	* at Miami
11/30	W	85	84	Washington	02/27	W	101	89	Orlando
12/01	L	92	94	* at New Jersey	02/29	L	97	119	at Golden State
12/03	L	79	88	Atlanta	03/01	W	119	114	at Phoenix
12/05	L	103	113	Boston	03/03	W	106	80	at L.A. Clippers
12/07	W	101	90	New York	03/07	W	117	83	Seattle
12/08	W	105	77	at New York	03/09	W	119	97	at Milwaukee
12/10	W	100	88	Houston	03/10	L	86	100	Boston
12/12	W	98	94	Minnesota	03/12	W	83	82	at Detroit
12/14	L	99	109	Sacramento	03/14	W	110	106	at Chicago
12/15	W	92	86	at Cleveland	03/15	W	103	96	San Antonio
12/19	L	85	102	at Indiana	03/19	W	115	113	Denver
12/21	L	101	106	L.A. Lakers	03/21	L	95	113	at Orlando
12/22	W	99	97	at Memphis	03/22	W	91	87	New Jersey
12/26	W	96	85	Miami	03/24	W	95	90	at Boston
12/28	W	92	80	at Sacramento	03/26	W	121	99	Chicago
12/30	L	72	97	at Portland	03/28	L	93	107	Phoenix
12/31	W	98	90	at Seattle	03/30	L	88	91	at Cleveland
01/02	L	107	110	at Utah	04/01	W	108	99	at New Jersey
01/04	L	93	124	at L.A. Lakers	04/04	W	109	104	at Atlanta
01/06	L	96	109	at Denver	04/05	L	85	92	Atlanta
01/08	L	83	87	Milwaukee	04/09	W	101	94	Detroit
01/09	L	96	109	at Toronto	04/11	L	76	85	Indiana
01/11	L	97	100	Chicago	04/12	L	93	109	at Washington
01/14	L	82	89	at San Antonio	04/14	L	90	91	Cleveland
01/15	W	111	107	at Houston	04/16	L	109	115	at Charlotte
01/18	L	89	116	at Boston					
01/19	W	99	95	Toronto					
01/21	L	103	110	Indiana					
01/23	L	78	86	Detroit					

* denotes overtime

YEAR-BY-YEAR

2008-2009 SEASON STATISTICS

RECORD: 41-41 (.500)

HOME: 24-17

AWAY: 17-24

2ND ATLANTIC DIVISION

PLAYER	G-GS	MIN	FG-FGA	PCT	FT-FTA	PCT	OFF	DEF	TOT	AST	PF-DQ	STL	TO	BLK	PTS	AVG
Iguodala	82-82	3269	542-1147	.473	377-521	.724	92	379	471	434	152-1	131	222	36	1541	18.8
Miller	82-82	2976	492-1041	.473	338-409	.826	123	245	368	534	196-1	109	199	14	1337	16.3
Young	75-71	2577	475-960	.495	139-189	.735	139	238	377	86	165-0	100	118	23	1145	15.3
Brand	29-23	920	163-365	.447	73-108	.676	77	177	254	37	78-1	17	68	45	399	13.8
Williams	81-0	1919	336-844	.398	304-385	.790	36	129	165	242	128-0	85	151	14	1039	12.8
Green	81-60	1828	286-658	.435	62-85	.729	29	97	126	158	154-0	53	64	13	685	8.5
Speights	79-2	1263	252-502	.502	102-132	.773	123	170	293	30	181-0	27	46	56	608	7.7
Dalembert	82-82	2036	216-434	.498	91-124	.734	214	487	701	18	248-2	33	117	146	523	6.4
Marshall	25-0	189	33-73	.452	3-6	.500	6	34	40	15	24-0	4	6	5	94	3.8
Evans	79-7	1140	79-178	.444	104-175	.594	135	226	361	26	161-0	41	69	8	262	3.3
Ivey	71-0	861	69-208	.332	34-43	.791	19	57	76	43	76-0	36	23	7	211	3.0
Rush	25-1	199	20-58	.345	4-4	1.000	0	15	15	15	10-0	5	10	1	54	2.2
Ratliff	46-0	579	34-64	.531	21-35	.600	46	82	128	9	77-0	17	14	47	89	1.9
76ERS	82	19755	2997-6532	.459	1652-2216	.745	1039	2336	3375	1647	1650-5	658	1157	415	7987	97.4
OPPONENTS	82	19755	2997-6489	.462	1402-1792	.782	935	2285	3220	1799	1786-10	575	1278	400	7981	97.3

3-PT FG: 76ERS 341-1072 (.318), Iguodala 80-261 (.307), Miller 15-53 (.283), Young 56-164 (.341), Williams 63-220 (.286), SI-161 (.317), Speights 2-8 (.250), Dalembert 0-2 (.000), Marshall 25-55 (.455), Evans 0-1 (.000), Ivey 39-114 (.342), Rush 10-33 (.303). OPPONENTS: 585-1595 (.367).

2008-2009 GAME-BY-GAME RESULTS

DATE	W/L	PHI	OPP	TEAM	DATE	W/L	PHI	OPP	TEAM
10/29	L	84	95	Toronto	1/28	W	95	93	at Houston
10/31	W	116	87	New York	1/30	W	104	94	Washington
11/01	L	88	95	at Atlanta	1/31	L	83	85	New Jersey
11/03	W	125	91	Sacramento	02/03	L	99	100	Boston
11/05	L	83	106	at Miami	02/05	W	99	94	Indiana
11/06	L	88	98	at Orlando	02/07	W	94	84	Miami
11/11	L	80	93	Utah	02/09	W	108	91	Phoenix
11/12	W	106	96	at Toronto	02/11	W	91	87	Memphis
11/14	W	94	92	at Indiana	02/17	L	91	100	at Indiana
11/15	W	110	85	Oklahoma City	02/18	L	89	101	Denver
11/19	L	96	102	at Minnesota	02/21	L	91	97	at Miami
11/21	W	89	88	L.A. Clippers	2/23	L	96	98	at New Jersey
11/23	W	89	81	Golden State	2/25	W	106	98	at Washington
11/24	L	84	93	at Charlotte	2/27	W	108	103	at New York
11/26	L	94	96	Orlando	2/28	L	100	106	Orlando
11/28	L	78	102	at Boston	03/02	L	91	98	New Orleans
11/30	L	92	103	Chicago	03/07	W	110	105	at Memphis
12/02	W	103	95	* at Chicago	03/08	L	74	89	at Oklahoma City
12/03	L	102	114	L.A. Lakers	03/11	W	115	106	Toronto
12/05	W	96	91	at Detroit	03/13	W	104	101	Chicago
12/06	L	84	95	New Jersey	03/15	W	85	77	Miami
12/10	L	93	101	Cleveland	03/17	W	94	93	at L.A. Lakers
12/12	L	72	88	at Cleveland	03/18	L	116	126	at Phoenix
12/13	W	104	89	Washington	03/20	L	111	119	at Golden State
12/17	W	93	88	Milwaukee	03/22	W	112	100	at Sacramento
12/19	W	109	103	at Washington	03/23	W	114	108	* at Portland
12/20	L	94	95	Indiana	03/25	W	96	88	Minnesota
12/23	L	91	110	at Boston	03/27	L	95	100	Charlotte
12/26	L	101	105	at Denver	03/29	L	97	101	at Detroit
12/29	L	95	112	at Utah	03/31	W	98	85	Atlanta
12/31	W	100	92	at L.A. Clippers	04/02	W	105	95	Milwaukee
01/02	L	86	96	at Dallas	04/04	W	95	90	Detroit
01/03	L	106	108	at San Antonio	04/05	L	67	96	at New Jersey
01/06	W	104	96	Houston	04/07	L	98	101	at Charlotte
01/07	W	110	105	at Milwaukee	04/09	L	99	113	at Chicago
01/09	W	93	87	Charlotte	04/10	L	92	102	Cleveland
01/11	W	109	94	at Atlanta	04/12	L	104	111	at Toronto
01/14	W	100	79	Portland	04/14	L	98	100	Boston
01/16	W	109	87	SAN ANTONIO	04/15	W	111	110	* at Cleveland
01/17	W	107	97	at New York					
01/19	L	93	95	Dallas					
01/24	W	116	110	New York					
01/26	L	86	101	at New Orleans					

* denotes overtime



2009-2010 SEASON STATISTICS

RECORD: 27-55 (.329)	HOME: 12-29	AWAY: 15-26	4TH ATLANTIC DIVISION
----------------------	-------------	-------------	-----------------------

PLAYER	G-GS	MIN	FG-FGA	PCT	FT-FTA	PCT	OFF	DEF	TOT	AST	PF-DQ	STL	TO	BLK	PTS	AVG
Iguodala	82-82	3193	496-1120	.443	315-430	.733	82	447	529	472	145-0	141	218	55	1401	17.1
Williams	64-38	1912	318-677	.470	192-233	.824	25	162	187	268	110-1	80	106	15	898	14.0
Young	67-45	2145	382-813	.470	114-165	.691	130	220	350	97	133-0	81	126	15	926	13.8
Iverson	25-24	798	121-290	.417	98-119	.824	15	60	75	102	43-0	18	57	2	348	13.9
Brand	76-57	2297	412-858	.480	172-233	.738	179	282	461	109	232-1	82	131	80	996	13.1
Green	73-18	1553	248-543	.457	95-114	.833	20	109	129	152	135-0	32	67	11	638	8.7
Speights	62-1	1016	212-444	.477	108-145	.745	85	167	252	36	152-2	29	51	34	532	8.6
Dalembert	82-80	2124	285-523	.545	97-133	.729	239	545	784	64	252-5	42	123	151	667	8.1
Holiday	73-51	1767	230-520	.442	65-86	.756	56	135	191	280	153-0	79	156	18	587	8.0
Kapono	57-12	976	126-301	.419	9-15	.600	14	52	66	39	80-0	21	34	6	324	5.7
Carney	68-0	857	113-282	.401	52-63	.825	26	111	137	37	79-0	25	21	20	319	4.7
Meeks	19-0	233	40-91	.440	13-18	.722	4	23	27	17	19-0	5	5	1	112	5.9
Smith	56-2	658	75-174	.431	29-42	.690	54	81	135	33	110-1	21	35	28	189	3.4
Ivey	26-0	236	26-55	.473	6-7	.857	5	21	26	17	25-0	10	5	2	70	2.7
Elson	1-0	4	1-2	.500	0-3	.000	1	0	1	0	0-0	0	0	0	2	2.0
Brezec	7-0	36	2-13	.154	1-2	.500	6	6	12	0	9-0	1	0	1	5	0.7
76ERS	82-2	19805	3087-6706	.460	1366-1808	.756	941	2421	3362	1723	1677-10	667	1192	439	8014	97.7
OPPONENTS	82	19805	3105-6573	.472	1518-1983	.766	888	2470	3358	1810	1534-4	621	1189	332	8334	101.6

3-PT FG: 76ERS 474-1381 (.343), Iguodala 94-303 (.310), Williams 70-206 (.340), Young 48-138 (.348), Iverson 8-24 (.333), Brand 0-1 (.000), Green 47-136 (.346), Speights 0-5 (.000), Holiday 62-159 (.390), Kapono 63-171 (.368), Carney 41-135 (.304), Meeks 19-50 (.380), Smith 10-29 (.345), Ivey 12-24 (.500)
 OPPONENTS: 606-1542 (.393).

2009-2010 GAME-BY-GAME RESULTS

DATE	W/L	PHI	OPP	TEAM	DATE	W/L	PHI	OPP	TEAM
10/28	L	106	120	at Orlando	01/25	L	98	109	INDIANA
10/30	W	99	86	MILWAUKEE	01/27	L	88	91	at Milwaukee
10/31	W	141	127	*at New York	01/29	L	91	99	L.A. LAKERS
11/03	L	74	105	BOSTON	01/31	W	83	79	at New Jersey
11/06	W	97	94	NEW JERSEY	02/03	W	106	103	*CHICAGO
11/08	L	81	88	at Detroit	02/05	W	101	94	at New Orleans
11/09	L	115	119	PHOENIX	02/06	W	102	95	at Houston
11/11	W	82	79	at New Jersey	02/09	W	119	97	MINNESOTA
11/13	L	90	112	UTAH	02/10	L	93	104	at Toronto
11/14	L	88	94	at Chicago	02/16	L	78	105	MIAMI
11/18	W	86	84	CHARLOTTE	02/19	W	106	94	SAN ANTONIO
11/20	L	97	102	MEMPHIS	02/20	L	90	122	at Chicago
11/21	L	91	97	at Cleveland	02/23	W	110	102	at Golden State
11/24	L	107	108	at Washington	02/24	L	95	106	at Phoenix
11/25	L	110	113	at Boston	02/26	L	90	99	at L.A. Lakers
11/27	L	86	100	ATLANTA	03/01	L	105	126	ORLANDO
11/29	L	89	97	at San Antonio	03/03	L	93	112	at Atlanta
11/30	L	102	104	at Dallas	03/05	L	86	96	BOSTON
12/02	L	106	117	at Oklahoma City	03/07	W	114	101	at Toronto
12/05	L	105	106	at Charlotte	03/09	L	96	107	at Indiana
12/07	L	83	93	DENVER	03/10	L	87	102	CHARLOTTE
12/09	L	86	90	DETROIT	03/12	L	95	100	CLEVELAND
12/11	L	91	96	HOUSTON	03/14	L	91	104	at Miami
12/14	W	117	101	GOLDEN STATE	03/15	L	84	94	NEW YORK
12/16	L	101	108	CLEVELAND	03/17	W	108	97	NEW JERSEY
12/18	W	98	97	at Boston	03/19	L	88	92	at New York
12/19	L	107	112	*L.A. CLIPPERS	03/20	L	84	98	CHICAGO
12/22	L	98	105	at Washington	03/22	L	93	109	ORLANDO
12/26	L	76	97	at Utah	03/24	W	101	86	at Milwaukee
12/28	W	104	93	at Portland	03/26	W	105	98	ATLANTA
12/30	W	116	106	at Sacramento	03/30	L	93	111	OKLAHOMA CITY
12/31	L	88	104	at L.A. Clippers	03/31	L	84	103	at Charlotte
01/03	W	108	105	at Denver	04/03	L	123	128	*TORONTO
01/05	L	97	104	WASHINGTON	04/06	L	103	124	DETROIT
01/08	L	106	108	TORONTO	04/07	L	95	99	at Miami
01/09	W	104	94	at Detroit	04/09	L	90	95	MILWAUKEE
01/11	W	96	92	NEW ORLEANS	04/10	W	120	101	at Memphis
01/13	L	92	93	NEW YORK	04/12	L	105	107	MIAMI
01/15	W	98	86	SACRAMENTO	04/14	L	111	125	at Orlando
01/18	L	103	108	*at Minnesota					
01/20	L	90	98	PORTLAND					
01/22	W	92	81	DALLAS					
01/23	W	107	97	at Indiana					

* denotes overtime

YEAR-BY-YEAR

2010-2011 SEASON STATISTICS

RECORD: 41-41 (.500)

HOME: 26-15

AWAY: 15-26

3RD ATLANTIC DIVISION

PLAYER	G-GS	MIN	FG-FGA	PCT	FT-FTA	PCT	OFF	DEF	TOT	AST	PF-DQ	STL	TO	BLK	PTS	AVG
Brand	81-81	2809	502-981	.512	213-273	.780	237	439	676	120	244-3	92	101	106	1217	15.0
Iguodala	67-67	2469	338-759	.445	208-300	.693	61	326	387	422	109-0	101	138	38	945	14.1
Holiday	82-82	2901	446-999	.446	172-209	.823	68	264	332	531	203-3	120	218	29	1145	14.0
Williams	75-0	1747	323-795	.406	293-356	.823	32	117	149	252	128-1	47	102	17	1027	13.7
Young	82-1	2135	458-847	.541	123-174	.707	153	281	434	82	170-0	90	99	26	1045	12.7
Meeks	74-64	2062	242-570	.425	152-170	.894	21	150	171	78	97-0	63	60	4	774	10.5
Turner	78-14	1797	225-529	.425	101-125	.808	42	264	306	159	138-0	49	80	14	565	7.2
Hawes	81-81	1718	264-568	.465	47-88	.534	129	336	465	121	201-2	29	97	71	584	7.2
Nocioni	54-17	931	118-277	.426	49-61	.803	19	150	169	45	100-1	14	47	15	327	6.1
Speights	64-1	734	144-291	.495	55-73	.753	64	146	210	30	120-0	8	40	19	344	5.4
Brackins	3-0	33	4-16	.250	0-0	---	2	2	4	1	3-0	1	0	0	8	2.6
Battie	38-0	377	45-96	.469	8-14	.571	17	82	99	12	59-0	5	12	15	100	2.7
Songaila	10-0	71	7-15	.467	2-4	.500	2	8	10	2	16-0	0	4	0	16	1.6
Daniels	4-0	35	2-5	.400	2-2	1.000	0	5	5	2	0-0	0	1	0	6	1.5
Kapono	24-2	112	7-28	.250	1-2	.500	3	8	11	4	4-0	2	2	1	16	0.7
76ERS	82-2	19930	3125-6776	.461	1426-1851	.770	850	2578	3428	1861	1592-10	621	1063	355	8119	99.0
OPPONENTS	82-2	19930	2996-6638	.451	1536-1987	.773	881	2608	3489	1762	1544-9	583	1168	376	7996	97.5

3-PT FG: 76ERS 443-1248 (.355), Brand 0-1 (.000), Iguodala 61-181 (.337), Holiday 81-222 (.365), Williams 88-253 (.348), Young 6-22 (.273), Meeks 138-348 (.397), Turner 14-44 (.318), Hawes 9-37 (.243), Nocioni 42-118 (.356), Speights 1-4 (.250), Brackins 0-5 (.000), Battie 2-3 (.667), Daniels 0-2 (.000), Kapono 1-8 (.125). OPPONENTS: 468-1375 (.340).

2010-2011 GAME-BY-GAME RESULTS

DATE	W/L	PHI	OPP	TEAM	DATE	W/L	PHI	OPP	TEAM
10/29	L	84	95	Toronto	1/28	W	95	93	at Houston
10/31	W	116	87	New York	1/30	W	104	94	Washington
11/01	L	88	95	at Atlanta	1/31	L	83	85	New Jersey
11/03	W	125	91	Sacramento	02/03	L	99	100	Boston
11/05	L	83	106	at Miami	02/05	W	99	94	Indiana
11/06	L	88	98	at Orlando	02/07	W	94	84	Miami
11/11	L	80	93	Utah	02/09	W	108	91	Phoenix
11/12	W	106	96	at Toronto	02/11	W	91	87	Memphis
11/14	W	94	92	at Indiana	02/17	L	91	100	at Indiana
11/15	W	110	85	Oklahoma City	02/18	L	89	101	Denver
11/19	L	96	102	at Minnesota	02/21	L	91	97	at Miami
11/21	W	89	88	L.A. Clippers	2/23	L	96	98	at New Jersey
11/23	W	89	81	Golden State	2/25	W	106	98	at Washington
11/24	L	84	93	at Charlotte	2/27	W	108	103	at New York
11/26	L	94	96	Orlando	2/28	L	100	106	Orlando
11/28	L	78	102	at Boston	03/02	L	91	98	New Orleans
11/30	L	92	103	Chicago	03/07	W	110	105	at Memphis
12/02	W	103	95	* at Chicago	03/08	L	74	89	at Oklahoma City
12/03	L	102	114	L.A. Lakers	03/11	W	115	106	Toronto
12/05	W	96	91	at Detroit	03/13	W	104	101	Chicago
12/06	L	84	95	New Jersey	03/15	W	85	77	Miami
12/10	L	93	101	Cleveland	03/17	W	94	93	at L.A. Lakers
12/12	L	72	88	at Cleveland	03/18	L	116	126	at Phoenix
12/13	W	104	89	Washington	03/20	L	111	119	at Golden State
12/17	W	93	88	Milwaukee	03/22	W	112	100	at Sacramento
12/19	W	109	103	at Washington	03/23	W	114	108	* at Portland
12/20	L	94	95	Indiana	03/25	W	96	88	Minnesota
12/23	L	91	110	at Boston	03/27	L	95	100	Charlotte
12/26	L	101	105	at Denver	03/29	L	97	101	at Detroit
12/29	L	95	112	at Utah	03/31	W	98	85	Atlanta
12/31	W	100	92	at L.A. Clippers	04/02	W	105	95	Milwaukee
01/02	L	86	96	at Dallas	04/04	W	95	90	Detroit
01/03	L	106	108	at San Antonio	04/05	L	67	96	at New Jersey
01/06	W	104	96	Houston	04/07	L	98	101	at Charlotte
01/07	W	110	105	at Milwaukee	04/09	L	99	113	at Chicago
01/09	W	93	87	Charlotte	04/10	L	92	102	Cleveland
01/11	W	109	94	at Atlanta	04/12	L	104	111	at Toronto
01/14	W	100	79	Portland	04/14	L	98	100	Boston
01/16	W	109	87	SAN ANTONIO	04/15	W	111	110	* at Cleveland
01/17	W	107	97	at New York					
01/19	L	93	95	Dallas					
01/24	W	116	110	New York					
01/26	L	86	101	at New Orleans					

* denotes overtime



2011-12 SEASON STATISTICS

RECORD: 35-31 (.530)	HOME: 19-14	AWAY: 16-17	3RD ATLANTIC DIVISION
----------------------	-------------	-------------	-----------------------

PLAYER	G-GS	MIN	FG-FGA	PCT	FT-FTA	PCT	OFF	DEF	TOT	AST	PF-DQ	STL	TO	BLK	PTS	AVG
Williams	64-0	1682	318-782	.407	237-292	.812	30	125	155	221	90-0	53	71	18	956	14.9
Holiday	65-65	2196	360-834	.432	94-120	.783	57	155	212	290	137-2	103	135	18	879	13.5
T. Young	63-1	1755	348-687	.507	111-144	.771	137	188	325	74	127-3	64	55	41	808	12.8
Iguodala	62-62	2209	287-632	.454	121-196	.617	56	325	381	339	92-0	107	115	30	771	12.4
Brand	60-60	1732	287-581	.494	85-116	.733	145	284	429	97	176-1	58	65	97	659	11.0
Hawes	37-29	920	156-319	.489	40-55	.727	78	192	270	98	100-0	16	55	48	355	9.6
Turner	65-20	1713	263-590	.446	73-108	.676	27	349	376	180	117-1	40	105	20	610	9.4
Meeks	66-50	1644	191-467	.409	77-85	.906	17	144	161	54	82-0	40	29	3	556	8.4
Vucevic	51-15	812	131-291	.450	18-34	.529	88	158	246	31	111-0	20	33	34	283	5.5
Silas	2-0	39	4-15	.267	2-3	.667	2	2	4	3	5-0	0	3	0	11	5.5
Allen	41-15	624	79-167	.473	11-14	.786	47	124	171	34	73-0	13	20	18	169	4.1
S. Young	14-0	135	13-44	.295	9-14	.643	6	15	21	6	11-0	6	7	4	40	2.9
Brackins	14-1	88	9-33	.273	1-2	.500	5	10	15	8	6-0	0	4	1	22	1.6
Battie	27-11	295	19-51	.373	4-4	1.000	8	59	67	16	26-0	4	4	6	42	1.6
Nocioni	11-1	56	5-20	.250	6-11	.545	1	13	14	1	4-0	1	5	1	17	1.5
Elson	5-0	16	1-3	.333	0-0	---	0	1	1	1	0-0	1	1	1	2	0.4
76ERS	66	15915	2471-5516	.448	889-1198	.742	704	2144	2848	1453	1157-7	526	738	340	6180	93.6
OPPONENTS	66	15915	2263-5302	.427	1017-1352	.752	706	2181	2887	1293	1070-3	391	918	316	5900	89.4

3-PT FG: 76ERS 349-963 (.362), Williams 83-229 (.362), Holiday 65-171 (.380), T. Young 1-4 (.250), Iguodala 76-193 (.394), Brand 0-1 (.000), Hawes 3-12 (.250), Turner 11-49 (.224), Meeks 97-266 (.365), Vucevic 3-8 (.375), Silas 1-6 (.167), S. Young 5-8 (.625), Brackins 3-9 (.333), Battie 0-1 (.000), Nocioni 1-6 (.167). OPPONENTS: 357-1070 (.334).

2011-12 GAME-BY-GAME RESULTS

DATE	W/L	PHI	OPP	TEAM	DATE	W/L	PHI	OPP	TEAM
12/26	L	103	107	at Portland	3/16	L	78	84	MIAMI
12/28	W	103	83	at Phoenix	3/17	L	80	89	at Chicago
12/30	L	99	102	at Utah	3/19	W	105	80	at Charlotte
12/31	W	107	79	at Golden State	3/21	L	79	82	NEW YORK
1/4	W	101	93	at New Orleans	3/23	W	99	86	BOSTON
1/6	W	96	73	DETROIT	3/25	L	76	93	at San Antonio
1/7	W	97	62	TORONTO	3/27	W	103	85	CLEVELAND
1/9	W	96	86	INDIANA	3/30	L	76	97	at Washington
1/10	W	112	85	SACRAMENTO	3/31	W	95	90	ATLANTA
1/11	L	79	85	at New York	4/3	L	93	99	at Miami
1/13	W	120	89	WASHINGTON	4/4	L	78	99	TORONTO
1/14	W	103	90	at Washington	4/7	L	82	88	ORLANDO
1/16	W	94	82	MILWAUKEE	4/8	L	79	103	at Boston
1/18	L	104	108	*DENVER	4/10	W	107	88	at New Jersey
1/20	W	90	76	ATLANTA	4/11	W	93	75	at Toronto
1/21	L	92	113	at Miami	4/13	L	89	95	NEW JERSEY
1/23	W	103	83	WASHINGTON	4/16	L	100	113	at Orlando
1/25	L	90	97	*NEW JERSEY	4/17	L	97	102	INDIANA
1/27	W	89	72	CHARLOTTE	4/18	W	103	87	at Cleveland
1/28	W	95	74	DETROIT	4/21	W	109	106	*at Indiana
1/30	W	74	69	ORLANDO	4/23	W	105	87	at New Jersey
2/1	W	98	82	CHICAGO	4/25	W	90	85	at Milwaukee
2/3	L	79	99	MIAMI	4/26	L	86	108	at Detroit
2/4	W	98	87	at Atlanta					
2/6	W	95	90	L.A. LAKERS					
2/8	L	90	100	SAN ANTONIO					
2/10	L	77	78	L.A. CLIPPERS					
2/11	W	99	84	at Cleveland					
2/13	W	98	89	at Charlotte					
2/15	L	87	103	at Orlando					
2/17	L	75	82	DALLAS					
2/19	L	91	92	at Minnesota					
2/21	L	76	89	at Memphis					
2/22	L	87	93	at Houston					
2/28	W	97	68	at Detroit					
2/29	L	88	92	OKLAHOMA CITY					
3/2	W	105	83	GOLDEN STATE					
3/4	L	91	96	CHICAGO					
3/5	L	93	97	at Milwaukee					
3/7	W	103	71	BOSTON					
3/9	W	104	91	UTAH					
3/11	W	106	94	at New York					
3/14	L	94	111	at Indiana					

* denotes overtime

YEAR-BY-YEAR

2012-2013 SEASON STATISTICS

RECORD: 34-48 (.415)

HOME: 23-18

AWAY: 11-30

4TH ATLANTIC DIVISION

PLAYER	G-GS	MIN	FG-FGA	PCT	FT-FTA	PCT	OFF	DEF	TOT	AST	PF-DQ	STL	TO	BLK	PTS	AVG
Jr. Holiday	78-78	2926	555-1288	.431	182-242	.752	89	240	329	625	170-2	123	292	32	1383	17.7
T. Young	76-76	2629	509-958	.531	108-188	.574	182	389	571	125	191-1	133	90	55	1127	14.8
Turner	82-82	2892	441-1053	.419	154-208	.740	56	461	517	354	197-1	71	187	17	1094	13.3
Hawes	82-40	2233	376-811	.464	122-157	.777	173	417	590	183	233-1	24	131	113	905	11.0
N. Young	59-17	1411	224-542	.413	105-128	.820	24	106	130	84	84-0	36	50	14	628	10.6
Richardson	33-33	936	135-336	.402	20-33	.606	19	108	127	51	57-0	40	26	15	347	10.5
Wright	79-8	1783	237-599	.396	120-141	.851	42	260	302	150	98-0	62	64	35	729	9.2
Pargo	14-0	208	24-63	.381	14-21	.667	1	16	17	28	14-0	1	13	0	69	4.9
Wilkins	61-21	1095	145-316	.459	81-109	.743	32	73	105	91	98-0	37	49	18	388	6.4
Allen	79-37	1669	206-454	.454	43-60	.717	159	236	395	73	180-1	24	55	55	455	5.8
Ju. Holiday	9-0	142	16-48	.333	6-8	.750	0	14	14	15	7-0	3	9	6	42	4.7
Moultrie	47-0	542	78-134	.582	18-28	.643	76	69	145	10	43-0	17	19	10	174	3.7
Ivey	53-5	698	62-144	.431	9-16	.563	16	41	57	32	73-0	23	20	3	170	3.2
Wayns	21-1	165	19-72	.264	13-15	.867	1	4	5	20	18-0	3	13	0	56	2.7
Jenkins	12-1	150	14-38	.368	2-4	.500	3	8	11	16	4-0	6	2	1	30	2.5
Brown	22-11	269	17-37	.459	7-19	.368	23	51	74	9	37-0	6	8	10	41	1.9
Mack	4-0	7	1-2	.500	0-0	---	0	0	0	1	1-0	0	2	0	2	0.5
76ERS	82	19755	3059-6895	.444	1004-1377	.729	896	2493	3389	1867	1505-6	609	1070	384	7640	93.2
OPPONENTS	82	19755	3017-6643	.454	1331-1752	.760	903	2704	3607	1870	1331-4	590	1175	396	7914	96.5

3-PT FG: 76ERS 518-1438 (.360), Jr. Holiday 91-247 (.368), T. Young 1-8 (.125), Turner 58-159 (.365), Hawes 31-87 (.356), N. Young 75-210 (.357), Richardson 57-167 (.341), Wright 135-361 (.374), Pargo 7-17 (.412), Wilkins 17-51 (.333), Allen 0-1 (.000), Ju. Holiday 4-16 (.250), Ivey 37-88 (.420), Wayns 5-25 (.200), Mack 0-1 (.000). OPPONENTS: 549-1574 (.349).

2012-2013 GAME-BY-GAME RESULTS

DATE	W/L	PHI	OPP	TEAM	DATE	W/L	PHI	OPP	TEAM
10/31	W	84	75	DENVER	1/28	L	100	103	MEMPHIS
11/4	L	84	100	at New York	1/30	W	92	84	WASHINGTON
11/5	L	88	110	NEW YORK	2/1	W	89	80	SACRAMENTO
11/7	W	77	62	at New Orleans	2/4	W	78	61	ORLANDO
11/9	W	106	100	at Boston	2/6	L	69	88	INDIANA
11/10	W	93	83	at Toronto	2/9	W	87	76	CHARLOTTE
11/12	L	96	105	MILWAUKEE	2/11	L	9	107	L.A. CLIPPERS
11/14	L	76	94	DETROIT	2/13	L	92	94	at Milwaukee
11/16	W	99	93	UTAH	2/20	L	87	94	at Minnesota
11/18	W	86	79	CLEVELAND	2/23	L	90	114	MIAMI
11/20	W	106	98	TORONTO	2/24	L	93	99	at New York
11/21	L	83	92	at Cleveland	2/26	L	84	98	ORLANDO
11/24	L	109	116	*OKLAHOMA CITY	2/28	L	82	93	at Chicago
11/25	W	104	101	PHOENIX	3/2	W	104	97	GOLDEN STATE
11/27	W	100	98	DALLAS	3/3	L	87	90	at Washington
11/30	W	104	98	at Charlotte	3/5	L	101	109	BOSTON
12/1	L	88	93	at Chicago	3/6	L	96	107	at Atlanta
12/4	L	88	105	MINNESOTA	3/8	L	93	102	at Miami
12/7	W	95	94	*BOSTON	3/10	L	91	99	at Orlando
12/8	L	79	92	at Boston	3/11	W	106	97	BROOKLYN
12/10	W	104	97	DETROIT	3/13	L	94	98	MIAMI
12/12	L	89	96	CHICAGO	3/16	W	98	91	INDIANA
12/14	L	85	95	at Indiana	3/18	W	101	100	PORTLAND
12/16	L	98	111	L.A. LAKERS	3/20	L	72	101	at L.A. Clipper
12/18	L	100	107	at Dallas	3/21	L	100	101	at Denver
12/19	L	103	125	at Houston	3/24	W	117	103	at Sacramento
12/21	W	99	80	ATLANTA	3/25	L	91	107	at Utah
12/23	L	92	95	at Brooklyn	3/27	W	100	92	MILWAUKEE
12/26	W	99	89	at Memphis	3/29	W	97	87	at Cleveland
12/28	L	89	96	at Golden State	3/30	W	100	92	CHARLOTTE
12/29	L	85	89	at Portland	4/3	L	83	88	at Charlotte
1/1	W	103	99	at L.A. Lakers	4/5	W	101	90	at Atlanta
1/2	L	89	95	at Phoenix	4/6	L	87	106	at Miami
1/4	L	85	109	at Oklahoma City	4/9	L	83	104	at Brooklyn
1/5	L	86	109	at San Antonio	4/10	L	101	124	ATLANTA
1/8	L	89	109	BROOKLYN	4/12	W	97	86	at Washington
1/9	L	72	90	at Toronto	4/14	W	91	77	CLEVELAND
1/12	W	107	100	HOUSTON	4/15	L	101	109	at Detroit
1/15	L	99	111	NEW ORLEANS	4/17	W	105	95	at Indiana
1/18	W	108	101	*TORONTO					
1/21	L	85	90	SAN ANTONIO					
1/22	L	102	110	at Milwaukee					
1/26	W	97	80	NEW YORK					

* denotes overtime



2013-2014 SEASON STATISTICS

RECORD: 19-63 (.232)

HOME: 10-31

AWAY: 9-32

5TH ATLANTIC DIVISION

PLAYER	G-GS	MIN	FG-FGA	PCT	FT-FTA	PCT	OFF	DEF	TOT	AST	PF-DQ	STL	TO	BLK	PTS	AVG
Young	79-78	2718	582-1283	.454	163-229	.712	166	310	476	182	213-1	167	165	36	1417	17.9
Turner	54-54	1886	356-831	.428	189-228	.829	50	272	322	198	147-3	56	155	5	939	17.4
Carter-Williams	70-70	2414	427-1054	.405	258-367	.703	101	336	437	441	213-2	130	247	43	1167	16.7
Wroten	72-16	1765	345-808	.427	209-326	.641	69	159	228	217	151-1	78	204	16	939	13.0
Hawes	53-53	1666	264-586	.451	79-101	.782	88	364	452	176	154-2	31	119	67	688	13.0
Anderson	80-62	2309	309-717	.431	77-106	.726	59	241	300	149	154-0	74	106	28	810	10.1
Sims	26-25	707	112-229	.489	82-107	.766	82	99	181	47	84-0	23	33	13	306	11.8
Morris	12-0	193	29-67	.433	15-21	.714	3	10	13	31	21-0	8	19	0	83	6.9
Williams	67-2	1157	140-337	.415	87-119	.731	30	100	130	72	126-0	35	68	3	404	6.0
Thompson	77-41	1742	171-372	.460	52-73	.712	73	174	247	73	144-0	53	60	12	461	6.0
Ware	9-0	116	18-42	.429	5-6	.833	0	9	9	10	11-0	8	5	0	48	5.3
Allen	51-2	960	117-266	.440	27-40	.675	106	171	277	65	115-1	22	40	27	263	5.2
Mullens	18-0	247	47-101	.465	8-14	.571	17	43	60	8	31-0	9	14	8	122	6.8
Varnado	23-0	337	36-60	.600	27-52	.519	19	44	63	13	61-0	10	10	29	99	4.3
Nunnally	9-0	111	9-28	.321	3-5	.600	0	11	11	6	9-0	5	3	1	26	2.9
Dedmon	11-0	150	15-29	.517	7-13	.538	11	38	49	3	22-0	0	9	9	37	3.4
Multriet	12-2	187	16-38	.421	4-5	.800	11	24	35	2	28-1	8	7	4	36	3.0
Orton	22-4	251	21-47	.447	23-30	.767	16	45	61	15	38-0	6	18	16	65	3.0
Davies	51-0	575	54-128	.422	34-53	.642	38	71	109	28	92-1	24	35	8	144	2.8
Maynor	8-0	112	11-29	.379	4-8	.500	2	13	15	12	4-0	4	12	2	30	3.8
L. Brown	26-0	224	26-86	.302	9-13	.692	8	20	28	41	19-0	13	16	3	64	2.5
Thomas	2-1	13	3-5	.600	0-0	---	0	0	0	1	4-0	0	1	0	7	3.5
Johnson-Odom	3-0	15	0-7	.000	0-2	.000	0	2	2	1	3-0	1	2	0	0	0.0
76ERS	82-19	855	3108-7150	.435	1362-1918	.710	949	2556	3845	1791	1844-12	765	1384	330	8155	99.5
OPPONENTS	82-19	855	3284-6975	.471	1705-2261	.754	976	2817	3507	2144	1686-5	736	1391	558	9012	109.9

3-PT FG: 76ERS 577-1847 (.312), Young 90-292 (.308), Turner 38-132 (.288), Carter-Williams 55-208 (.264), Wroten 40-188 (.213), Hawes 81-203 (.399), Anderson 115-351 (.328), Sims 0-1 (.000), Morris 10-24 (.417), Williams 37-125 (.296), Thompson 67-167 (.401), Ware 7-21 (.333), Allen 2-13 (.154), Mullens 20-50 (.400), Nunnally 5-15 (.333), Davies 2-10 (.200), Maynor 4-12 (.333), Brown 3-30 (.100), Thoms 1-2 (.500), Johnson-Odom 0-3 (.000). OPPONENTS: 739-1998 (.370).

2013-2014 GAME-BY-GAME RESULTS

DATE	W/L	PHI	OPP	TEAM	DATE	W/L	PHI	OPP	TEAM
Oct 30	W	114	110	MIAMI	Jan 24	L	95	104	TORONTO
Nov 1	W	109	102	at Washington	Jan 25	L	91	103	OKLAHOMA CITY
Nov 2	W	107	104	CHICAGO	Jan 27	L	113	124	PHOENIX
Nov 4	L	90	110	GOLDEN STATE	Jan 29	W	95	94	at Boston
Nov 6	L	102	116	WASHINGTON	Jan 31	L	99	125	ATLANTA
Nov 8	W	94-	79	CLEVELAND	Feb 1	L	96	113	at Detroit
Nov 9	L	125	127**	at Cleveland	Feb 3	L	102	108	at Brooklyn
Nov 11	L	85	109	SAN ANTONIO	Feb 5	L	108	114	BOSTON
Nov 13	W	123	117	* HOUSTON	Feb 7	L	98	112	L.A. LAKERS
Nov 15	L	103	113	at Atlanta	Feb 9	L	78	123	at L.A. Clipper
Nov 16	L	98	135*	at New Orleans	Feb 10	L	80	123	at Golden State
Nov 18	L	94-	97*	at Dallas	Feb 12	L	100	105	at Utah
Nov 20	L	98	108	TORONTO	Feb 18	L	85	114	CLEVELAND
Nov 22	W	115	107*	MILWAUKEE	Feb 21	L	112	124	DALLAS
Nov 23	L	98	106	at Indiana	Feb 24	L	110	130	MILWAUKEE
Nov 27	L	94	105	at Orlando	Feb 26	L	90	101	ORLANDO
Nov 29	L	105	121	NEW ORLEANS	Mar 1	L	103	122	WASHINGTON
Dec 1	L	100	115	at Detroit	Mar 2	L	81	92	at Orlando
Dec 3	W	126	125**	ORLANDO	Mar 4	L	92	125	at Oklahoma City
Dec 6	L	88	105	at Charlotte	Mar 8	L	92	104	UTAH
Dec 7	L	92	103	DENVER	Mar 10	L	110	123	at New York
Dec 9	L	83	94	L.A. CLIPPERS	Mar 12	L	98	115	SACRAMENTO
Dec 11	L	99	106	at Minnesota	Mar 14	L	94	101	INDIANA
Dec 13	L	100	108	at Toronto	Mar 15	L	77	103	MEMPHIS
Dec 14	L	105	139	PORTLAND	Mar 17	L	90	99	at Indiana
Dec 16	L	94	130	at Brooklyn	Mar 19	L	94	102	CHICAGO
Dec 20	W	121	120*	BROOKLYN	Mar 21	L	92	93	NEW YORK
Dec 21	L	106	116	at Milwaukee	Mar 22	L	81	91	at Chicago
Dec 28	L	101	115	at Phoenix	Mar 24	L	91	113	at San Antonio
Dec 29	W	111	104	at L.A. Lakers	Mar 27	L	98	120	at Houston
Jan 1	W	114	102	at Denver	Mar 29	W	123	98	DETROIT
Jan 2	W	113	104	at Sacramento	Mar 31	L	95	103	at Atlanta
Jan 4	W	101	99	at Portland	Apr 2	L	93	123	CHARLOTTE
Jan 6	L	95	126	MINNESOTA	Apr 4	W	111	102	at Boston
Jan 7	L	93	111	at Cleveland	Apr 5	L	101	105	BROOKLYN
Jan 10	L	104	114	DETROIT	Apr 9	L	114	125	at Toronto
Jan 11	L	92	102	NEW YORK	Apr 11	L	95	117	at Memphis
Jan 15	W	95	92	CHARLOTTE	Apr 12	L	105	111	at Charlotte
Jan 17	L	86	101	MIAMI	Apr 14	W	113	108	BOSTON
Jan 18	L	78	103	at Chicago	Apr 16	W	100	87	at Miami
Jan 20	L	99	107	at Washington					
Jan 22	W	110	106	at New York					

* denotes overtime

YEAR-BY-YEAR

2014-2015 SEASON STATISTICS

RECORD: 18-64 (.250)

HOME: 12-29

AWAY: 6-35

4TH ATLANTIC DIVISION

PLAYER	G-GS	MIN	FG-FGA	PCT	FT-FTA	PCT	OFF	DEF	TOT	AST	PF-DQ	STL	BLK	PTS	AVG	
Written	30-15	895	175-434	.403	37-142	.261	22	64	86	157	72-1	48	113	8	507	16.9
Carter-Williams	41-38	1391	232-611	.380	32-125	.256	43	211	254	302	103-1	60	174	18	613	15.0
Covington	70-49	1956	299-756	.396	167-446	.374	65	251	316	105	189-1	97	128	31	943	13.5
Shved	17-0	285	52-130	.400	17-57	.298	8	14	22	46	21-0	14	18	1	169	9.9
Noel	75-71	2311	302-653	.462	0-0	---	185	426	611	128	208-2	133	146	142	744	9.9
Mbah a Moute	67-61	1916	251-636	.395	62-202	.307	82	246	328	106	104-0	81	99	21	660	9.9
Canaan (TOT)	47-21	938	146-378	.386	91-246	.370	18	69	87	98	83-0	29	62	3	432	9.2
McDaniels	52-15	1319	167-419	.399	43-147	.293	64	131	195	70	121-0	44	104	68	476	9.2
Richardson	19-15	416	62-178	.348	31-96	.323	13	53	66	38	28-0	13	16	3	172	9.1
Thompson	71-23	1776	224-543	.413	115-287	.401	53	145	198	85	141-1	57	66	26	626	8.8
Sims	73-32	1399	238-502	.474	4-22	.182	121	238	359	79	135-0	39	99	30	586	8.0
Grant	65-11	1377	124-352	.352	49-156	.314	49	149	198	79	144-2	40	85	68	411	6.3
Davies	20-6	379	49-119	.412	7-30	.233	35	38	73	28	54-1	17	25	4	126	6.3
Smith (TOT)	55-14	831	143-367	.390	18-60	.300	15	85	100	180	10-0	36	78	6	338	6.1
Johnson	9-2	187	19-60	.317	10-39	.256	3	23	26	3	19-0	9	9	5	54	6.0
T. Robinson (TOT)	54-4	798	126-260	.485	0-2	.000	95	208	303	33	104-0	32	59	20	308	5.7
Frazier	6-3	171	13-43	.302	3-11	.273	4	15	19	43	16-0	6	18	0	34	5.7
Sampson	74-32	1131	146-346	.422	31-127	.244	35	128	163	77	135-0	38	76	26	386	5.2
McGee (TOT)	23-0	256	42-79	.532	0-0	---	18	43	61	3	30-0	2	18	20	106	4.6
Drew	12-1	219	20-58	.345	4-26	.154	1	14	15	45	13-0	6	25	0	46	3.8
Thomas	17-0	194	18-40	.450	0-7	.000	16	40	56	7	17-0	3	13	1	45	2.6
Aldemir	41-9	540	40-78	.513	0-5	.000	78	98	176	28	96-1	17	17	16	93	2.3
G. Robinson (TOT)	35-1	261	26-67	.388	5-19	.263	15	24	39	11	15-0	6	11	1	73	2.1
Gordon	9-0	71	8-19	.421	0-3	.000	7	11	18	2	7-0	1	8	0	17	1.9
Kirilenko (TOT)	7-0	36	0-5	.000	0-0	---	2	6	8	1	1-0	1	1	0	3	0.4
Lee	1-0	2	0-1	.000	0-0	---	0	0	0	0	1-0	0	0	0	0	0.0
Turiaf (TOT)	2-0	19	0-0	---	0-0	---	0	1	1	2	0-0	0	0	0	0	0.0
76ERS	82	19805	2765-6777	.408	692-2160	.320	978	2536	3514	1683	1778-10	789	1453	487	7542	92.0
OPPONENTS	82	19805	3045-6785	.449	658-1879	.350	940	2853	3793	1942	1657-4	779	1374	454	8278	101.0

3-PT FG: 76ERS 692-2160 (.320), Thompson 115-287 (.401), Covington 167-446 (.374), Canaan 59-162 (.364), Richardson 31-96 (.323), Grant 49-156 (.314), Smith 17-55 (.309), Robinson 4-13 (.308), Mbah a Moute 62-202 (.307), Shved 17-57 (.298), McDaniels 43-147 (.293), Frazier 3-11 (.273), Written 37-142 (.261), Carter-Williams 32-125 (.256), Johnson 10-39 (.256), Sampson 31-127 (.244), Davis 7-30 (.233), Sims 4-22 (.182), Drew 4-26 (.154), Aldemir 0-5 (.000), Robinson 0-2 (.000), Thomas 0-7 (.000), Gordon 0-3 (.000).
 OPPONENTS: 658-1879 (.350)

2014-2015 GAME-BY-GAME RESULTS

DATE	W/L	PHI	OPP	TEAM	DATE	W/L	PHI	OPP	TEAM
10/29	L	91	103	at Indiana	1/23	L	86	91	TORONTO
10/31	L	81	93	at Milwaukee	1/24	L	83	101	at Memphis
11/1	L	96	114	MIAMI	1/26	L	74	99	at New Orleans
11/3	L	93	104	HOUSTON	1/28	W	89	69	DETROIT
11/5	L	89	91	ORLANDO	1/30	W	103	94	MINNESOTA
11/7	L	115	118	CHICAGO	1/31	L	85	91	at Atlanta
11/9	L	88	120	at Toronto	2/2	L	84	97	at Cleveland
11/13	L	70	123	at Dallas	2/3	W	105	98	DENVER
11/14	L	87	88	at Houston	2/6	L	96	107	at Boston
11/17	L	75	100	at San Antonio	2/7	W	89	81	CHARLOTTE
11/19	L	90	101	BOSTON	2/9	L	84	89	GOLDEN STATE
11/21	L	96	122	PHOENIX	2/20	L	95	106	INDIANA
11/22	L	83	91	at New York	2/22	L	98	103	at Orlando
11/24	L	104	114	PORTLAND	2/23	L	108	119	at Miami
11/26	L	91	99	BROOKLYN	2/25	L	88	104	at Milwaukee
11/29	L	103	110	DALLAS	2/27	W	89	81	WASHINGTON
12/1	L	103	109	SAN ANTONIO	3/1	L	74	94	at Indiana
12/3	W	85	77	at Minnesota	3/2	L	103	114	TORONTO
12/5	L	91	103	OKLAHOMA CITY	3/4	L	118	123	*at Oklahoma City
12/6	W	108	101	*at Detroit	3/6	L	83	89	UTAH
12/10	L	79	95	at Atlanta	3/7	W	92	84	*ATLANTA
12/12	L	70	88	at Brooklyn	3/11	L	95	104	*CHICAGO
12/13	L	115	120	*MEMPHIS	3/13	W	114	97	SACRAMENTO
12/15	L	87	105	BOSTON	3/14	L	87	94	BROOKLYN
12/19	W	91	109	CHARLOTTE	3/16	L	89	108	at Boston
12/21	W	96	88	at Orlando	3/18	W	94	83	DETROIT
12/23	W	91	87	at Miami	3/20	W	97	81	NEW YORK
12/26	L	93	114	at Portland	3/22	L	87	101	at L.A. Lakers
12/27	L	71	88	at Utah	3/24	L	106	107	at Sacramento
12/30	L	86	126	at Golden State	3/25	W	99	85	at Denver
1/2	L	96	112	at Phoenix	3/27	L	98	119	L.A. CLIPPERS
1/3	L	91	127	at L.A. Clippers	3/29	L	86	87	at Cleveland
1/5	W	95	92	CLEVELAND	3/30	L	111	113	*L.A. LAKERS
1/7	L	77	97	MILWAUKEE	4/1	L	93	106	at Washington
1/9	W	90	88	at Brooklyn	4/4	L	91	92	at Charlotte
1/10	W	93	92	INDIANA	4/5	L	91	101	at New York
1/13	L	87	105	ATLANTA	4/8	L	90	119	WASHINGTON
1/14	L	84	100	at Toronto	4/11	L	107	114	at Chicago
1/16	W	96	81	NEW ORLEANS	4/13	L	97	107	MILWAUKEE
1/17	L	89	107	at Detroit	4/15	L	101	105	MIAMI
1/19	L	76	111	at Washington					
1/21	L	91	98	NEW YORK					

* denotes overtime



2015-2016 SEASON STATISTICS

RECORD: 10-72 (.122)

HOME: 7-34

AWAY: 3-38

5TH ATLANTIC DIVISION

PLAYER	G-GS	MIN	FG-FGA	PCT	FT-FTA	PCT	OFF	DEF	TOT	AST	PF-DQ	STL	TO	BLK	PTS	AVG
Okafor	53-48	1591	397-781	.508	133-194	.686	122	251	373	65	140-1	22	124	61	928	17.5
Covington	67-49	1903	274-712	.385	140-177	.791	65	354	419	97	232-4	105	143	40	858	12.8
Smith (TOT)	77-53	2239	397-967	.411	122-176	.693	43	262	305	502	133-0	88	175	24	972	12.6
Smith (PHI)	50-50	1622	299-739	.405	89-133	.669	29	184	213	348	95-0	64	130	18	733	14.7
Noel	67-62	1965	306-587	.521	134-227	.590	154	388	542	122	192-1	118	158	100	747	11.1
Canaan	77-39	1966	260-722	.360	150-180	.833	20	154	174	137	133-0	56	91	12	846	11.0
H. Thompson	77-17	2154	270-680	.397	69-96	.719	54	218	272	99	187-2	36	76	24	758	9.8
Landry	36-12	569	139-250	.556	67-91	.736	49	97	146	32	69-0	12	22	9	351	9.8
Grant	77-52	2066	251-599	.419	212-322	.658	99	262	361	135	215-1	54	110	127	749	9.7
Stauskas	73-35	1809	210-545	.385	91-118	.771	23	160	183	138	115-0	44	94	20	617	8.5
Wroten	8-3	144	22-65	.338	20-37	.541	2	19	21	20	11-0	3	29	0	67	8.4
McConnell	81-17	1606	218-464	.470	26-41	.634	43	207	250	367	114-0	95	140	10	493	6.1
Holmes	51-1	702	114-222	.514	51-74	.689	62	73	135	33	92-0	19	32	40	287	5.6
Sampson	47-18	691	86-202	.426	62-97	.639	30	99	129	30	91-1	11	51	16	240	5.1
Brand	17-1	225	31-72	.431	8-9	.889	9	54	63	18	32-0	9	11	8	70	4.1
Pressey	14-0	170	21-55	.382	9-18	.500	0	23	23	46	14-0	11	19	1	55	3.9
Marshall	30-6	400	43-118	.364	9-13	.692	2	26	28	73	30-0	16	43	2	111	3.7
Wood	17-0	145	22-53	.415	13-21	.619	13	25	38	3	11-0	5	2	7	61	3.6
Weems (TOT)	43-0	498	42-110	.382	8-15	.533	7	46	53	49	47-0	10	41	1	107	2.5
Weems (PHI)	7-0	78	7-21	.333	1-2	.500	1	11	12	2	7-0	0	4	0	17	2.4
76ERS	82	19805	2970-6887	.431	1284-1850	.694	777	2605	3382	1765	1780-10	680	1343	495	7988	97.4
OPPONENTS	82	19805	3253-7005	.464	1683-2141	.786	913	2987	3900	1919	1571-9	711	1241	466	8827	107.6

3-PT FG: 76ERS 764-2255 (.339), Noel 1-2 (.500), Landry 6-13 (.462), Thompson 149-392 (.380), Wood 4-11 (.364), Canaan 176-485 (.363), Covington 170-482 (.353), McConnell 31-89 (.348), Smith 46-137 (.336), Marshall 16-49 (.327), Stauskas 106-325 (.326), Pressey 4-13 (.308), Grant 35-146 (.240), Weems 2-9 (.222), Holmes 8-44 (.182), Sampson 6-34 (.176), Wroten 3-17 (.176), Okafor 1-6 (.167), Brand 0-1 (.000), OPPONENTS: 638-1776 (.359).

2015-2016 GAME-BY-GAME RESULTS

DATE	W/L	PHI	OPP	TEAM	DATE	W/L	PHI	OPP	TEAM
Oct 28	L	95	112	at Boston	Jan 18	L	113	119	*at New York
Oct 30	L	71	99	UTAH	Jan 20	W	96	87	at Orlando
Nov 2	L	100	107	CLEVELAND	Jan 24	L	92	112	BOSTON
Nov 4	L	87	91	at Milwaukee	Jan 26	W	113	103	PHOENIX
Nov 6	L	102	108	at Cleveland	Jan 27	L	97	110	at Detroit
Nov 7	L	97	105	ORLANDO	Jan 30	L	105	108	GOLDEN STATE
Nov 9	L	88	111	CHICAGO	Feb 3	L	86	124	at Atlanta
Nov 11	L	103	119	TORONTO	Feb 5	L	94	106	at Washington
Nov 13	L	85	102	at Oklahoma City	Feb 6	W	103	98	BROOKLYN
Nov 14	L	83	92	at San Antonio	Feb 8	L	92	98	*L.A. CLIPPERS
Nov 16	L	86	92	DALLAS	Feb 10	L	110	114	SACRAMENTO
Nov 18	L	85	112	INDIANA	Feb 19	L	114	121	at New Orleans
Nov 20	L	88	113	at Charlotte	Feb 21	L	103	129	at Dallas
Nov 21	L	91	96	at Miami	Feb 23	L	115	124	ORLANDO
Nov 23	L	95	100	at Minnesota	Feb 24	L	91	111	at Detroit
Nov 25	L	80	84	at Boston	Feb 26	L	94	103	WASHINGTON
Nov 27	L	114	116	at Houston	Feb 28	L	116	130	at Orlando
Nov 29	L	84	92	at Memphis	Feb 29	L	108	116	at Washington
Dec 1	W	103	91	L.A. LAKERS	Mar 2	L	99	119	CHARLOTTE
Dec 2	L	87	99	at New York	Mar 4	L	102	112	MIAMI
Dec 5	L	105	108	DENVER	Mar 6	L	98	103	at Miami
Dec 7	L	68	119	SAN ANTONIO	Mar 9	L	104	118	HOUSTON
Dec 10	L	91	100	at Brooklyn	Mar 11	W	95	89	BROOKLYN
Dec 11	L	95	107	DETROIT	Mar 12	L	111	125	DETROIT
Dec 13	L	76	96	at Toronto	Mar 15	L	114	131	at Brooklyn
Dec 14	L	96	115	at Chicago	Mar 17	L	94	99	WASHINGTON
Dec 16	L	106	127	at Atlanta	Mar 18	L	97	111	OKLAHOMA CITY
Dec 18	L	97	107	NEW YORK	Mar 20	L	105	120	BOSTON
Dec 20	L	86	108	at Cleveland	Mar 21	L	75	91	at Indiana
Dec 22	L	90	104	MEMPHIS	Mar 23	L	103	104	at Denver
Dec 23	L	100	113	at Milwaukee	Mar 26	L	105	108	at Portland
Dec 26	W	111	104	at Phoenix	Mar 27	L	105	117	at Golden State
Dec 28	L	91	95	at Utah	Mar 29	L	85	100	CHARLOTTE
Dec 30	W	110	105	at Sacramento	Apr 1	L	91	100	at Charlotte
Jan 1	L	84	93	at L.A. Lakers	Apr 2	L	102	115	INDIANA
Jan 2	L	99	130	at L.A. Clippers	Apr 5	W	107	93	NEW ORLEANS
Jan 4	W	109	99	MINNESOTA	Apr 8	L	102	109	NEW YORK
Jan 7	L	98	126	ATLANTA	Apr 10	L	108	109	*MILWAUKEE
Jan 9	L	95	108	TORONTO	Apr 12	L	98	122	at Toronto
Jan 10	L	85	95	CLEVELAND	Apr 13	L	105	115	at Chicago
Jan 14	L	111	115	*CHICAGO					
Jan 16	W	114	89	PORTLAND					

* denotes overtime

YEAR-BY-YEAR

2016-2017 SEASON STATISTICS

RECORD: 28-54 (.341)

HOME: 17-24

AWAY: 11-30

4TH ATLANTIC DIVISION

PLAYER	G-GS	MIN	FG-FGA	PCT	FT-FTA	PCT	OFF	DEF	TOT	AST	PF-DQ	STL	TO	BLK	PTS	AVG
Embiid	31-31	786	200-429	.466	191-244	.783	61	182	243	66	112-2	27	117	76	627	20.2
Ilyasova	53-40	1447	285-648	.440	109-142	.768	71	243	314	97	133-2	33	78	14	786	14.8
Covington	67-67	2119	292-732	.399	143-174	.822	92	344	436	102	203-2	127	131	69	864	12.9
Saric	81-36	2129	381-927	.411	172-220	.782	112	401	513	182	162-1	57	183	30	1040	12.8
Okafor	50-33	1134	242-471	.514	106-158	.671	81	159	240	58	122-1	20	91	49	590	11.8
Bayless	3-1	71	11-32	.344	9-10	.900	3	9	12	13	4-0	0	9	0	33	11.0
Poythress	6-1	157	25-54	.463	8-10	.800	11	18	29	5	14-0	3	3	2	64	10.7
Holmes	57-17	1193	230-412	.558	122-103	.699	94	217	311	58	136-1	42	55	55	559	9.8
Stauskas	80-27	2188	251-634	.396	122-150	.813	21	205	226	188	144-0	45	128	32	756	9.5
Henderson	72-41	1667	234-553	.423	133-165	.806	34	151	185	112	129-0	40	62	15	662	9.2
Noel	29-7	564	107-175	.611	43-63	.683	46	98	144	30	71-0	43	29	26	257	8.9
Long	18-0	234	61-109	.560	19-35	.543	41	44	85	13	49-0	9	13	9	148	8.2
Grant	2-0	41	6-17	.353	4-8	.500	0	6	6	0	5-0	0	3	4	16	8.0
Rodriguez	68-30	1517	210-536	.392	18-27	.667	21	136	157	344	95-0	49	128	4	530	7.8
Anderson (TOT)	75-10	1227	186-439	.424	102-129	.791	69	176	245	66	109-0	41	66	23	532	7.1
Anderson (PHI)	24-8	518	75-162	.463	32-41	.780	30	66	96	34	45-0	13	26	7	203	8.5
McConnell	81-51	2133	236-512	.461	73-90	.811	39	212	251	534	139-0	134	159	10	556	6.9
Luwamu	69-19	1190	145-361	.402	105-123	.854	25	124	149	75	154-1	32	73	10	445	6.4
Thompson	31-1	561	66-159	.415	13-20	.650	15	69	84	26	55-0	14	9	6	171	5.5
Randle	8-0	74	12-26	.462	12-12	1.000	0	5	5	6	11-0	3	3	1	42	5.3
Splitter (TOT)	8-0	76	14-31	.452	9-11	.818	8	14	22	4	8-0	1	6	1	39	4.9
Splitter (PHI)	8-0	76	14-31	.452	9-11	.818	8	14	22	4	8-0	1	6	1	39	4.9
Harper	3-0	31	5-12	.417	0-0	---	2	3	5	2	2-0	0	0	12	4.0	4.0
76ERS	82	19830	3088-6992	.442	1393-1806	.771	807	2706	3513	1949	1793-10	692	1366	420	8400	102.4
OPPONENTS	82	19830	3244-7043	.461	1690-2135	.773	886	2802	3688	1859	1610-6	704	1241	446	8867	108.1

3-PT FG: 76ERS 831-2443 (.340), Embiid 36-98 (.500), Ilyasova 107-298 (.359), Saric 106-341 (.311), Bayless 2-5 (.400), Poythress 6-19 (.316), Covington 137-412 (.333), McConnell 11-55 (.200), Holmes 27-77 (.351), Henderson 61-173 (.353), Stauskas 132-359 (.368), Long 7-19 (.368), Grant 0-2 (.000), Splitter 2-6 (.333), Harper 2-7 (.286), Randle 6-15 (.400), Anderson 58-194 (.299), Luwamu 50-161 (.311), Thompson 6-15 (.400), Rodriguez 92-252 (.365), Noel 1-0 (.000) OPPONENTS: 729-2044 (.357).

2016-2017 GAME-BY-GAME RESULTS

DATE	W/L	PHI	OPP	TEAM	DATE	W/L	PHI	OPP	TEAM
Oct 26	L	97	103	OKC	Jan 24	W	121	110	L.A. CLIPPERS
Oct 29	L	72	104	ATLANTA	Jan 25	W	114	109	at Milwaukee
Nov 1	L	101	103	ORLANDO	Jan 27	L	118	123	HOUSTON
Nov 2	L	93	109	at Charlotte	Jan 29	L	108	121	at Chicago
Nov 5	L	101	102	CLEVELAND	Jan 30	W	122	119	SACRAMENTO
Nov 7	L	84	109	UTAH	Feb 1	L	95	113	at Dallas
Nov 9	L	115	122	*at Indiana	Feb 2	L	86	102	at San Antonio
Nov 11	W	109	105	*INDIANA	Feb 4	L	102	125	at Miami
Nov 12	L	96	117	at Atlanta	Feb 6	L	96	113	at Detroit
Nov 14	L	88	115	at Houston	Feb 8	L	103	111	SAN ANTONIO
Nov 16	W	109	102	WASHINGTON	Feb 9	W	112	111	at Orlando
Nov 17	L	86	110	@ Minnesota	Feb 11	W	117	109	MIAMI
Nov 19	W	120	105	PHOENIX	Feb 13	W	105	99	at Charlotte
Nov 21	W	101	94	MIAMI	Feb 15	L	108	116	at Boston
Nov 23	L	99	104	*MEMPHIS	Feb 24	W	120	112	WASHINGTON
Nov 25	L	89	105	CHICAGO	Feb 26	L	109	110	at New York
Nov 27	L	108	112	CLEVELAND	Feb 27	L	108	119	GOLDEN STATE
Nov 28	L	95	122	at Toronto	Mar 1	L	98	125	at Miami
Dec 2	L	88	105	ORLANDO	Mar 3	W	105	102	NEW YORK
Dec 3	L	106	107	BOSTON	Mar 4	L	106	136	DETROIT
Dec 5	L	98	106	DENVER	Mar 6	L	98	112	MILWAUKEE
Dec 6	L	91	96	at Memphis	Mar 9	L	108	114	*at Portland
Dec 8	W	99	88	at New Orleans	Mar 11	L	100	112	at L.A. Clippers
Dec 11	W	97	79	at Detroit	Mar 12	W	118	116	at L.A. Lakers
Dec 14	L	114	123	TORONTO	Mar 14	L	104	106	at Golden State
Dec 16	L	89	107	L.A. LAKERS	Mar 17	W	116	74	DALLAS
Dec 18	W	108	107	BROOKLYN	Mar 19	W	105	99	BOSTON
Dec 20	L	93	108	NEW ORLEANS	Mar 20	L	109	*112	at Orlando
Dec 23	L	116	123	at Phoenix	Mar 22	L	97	122	at Oklahoma City
Dec 26	L	100	102	at Sacramento	Mar 24	W	117	107	at Chicago
Dec 29	L	83	100	at Utah	Mar 26	L	94	107	at Indiana
Dec 30	W	124	122	at Denver	Mar 28	W	106	101	at Brooklyn
Jan 3	W	93	91	MINNESOTA	Mar 29	L	92	99	ATLANTA
Jan 6	L	106	110	at Boston	Mar 31	L	105	122	at Cleveland
Jan 8	W	105	95	at Brooklyn	Apr 2	L	105	113	at Toronto
Jan 11	W	98	97	NEW YORK	Apr 4	L	118	141	BROOKLYN
Jan 13	W	102	93	CHARLOTTE	Apr 6	L	90	102	CHICAGO
Jan 14	L	93	109	at Washington	Apr 8	L	82	90	MILWAUKEE
Jan 16	W	113	104	at Milwaukee	Apr 10	L	111	120	INDIANA
Jan 18	W	94	89	TORONTO	Apr 12	L	113	114	at New York
Jan 20	W	93	92	PORTLAND					
Jan 21	L	93	110	at Atlanta					

* denotes overtime



2017-18 SEASON STATISTICS

RECORD: 52-30 (.634)	HOME: 30-11	AWAY: 22-19	3RD ATLANTIC DIVISION
-----------------------------	--------------------	--------------------	------------------------------

PLAYER	G-GS	MIN	FG-FGA	PCT	FT-FTA	PCT	OFF	DEF	TOT	AST	PF-DQ	STL	TO	BLK	PTS	AVG
Joel Embiid	63-63	1912	510-1056	0.483	359-467	0.769	143	547	690	199	209-1	40	234	111	1445	22.9
JR Redick	70-70	2136	404-879	0.46	197-218	0.904	9	169	178	210	123-0	35	103	6	1198	17.1
Ben Simmons	81-81	2732	544-998	0.545	191-341	0.56	145	514	659	661	211-1	140	278	70	1141	14.6
Dario Šarić	78-73	2310	403-890	0.453	178-207	0.86	154	366	520	202	160-0	51	148	20	1141	14.6
Robert Covington	80-80	2531	345-836	0.413	116-136	0.853	55	378	433	156	238-1	137	126	72	1009	12.6
Marco Belinelli(*)	28-1	737	138-279	0.495	47-54	0.87	6	45	51	45	50-0	20	40	9	380	13.6
Marco Belinelli(†)	80-2	1947	337-764	0.441	148-163	0.908	20	131	151	148	91-0	66	94	12	971	12.1
Ersan Ilyasova(*)	23-3	554	93-212	0.439	33-45	0.733	44	110	154	39	65-1	17	29	9	249	10.8
Ersan Ilyasova(†)	69-43	1730	277-613	0.452	105-135	0.778	118	287	405	90	157-1	61	72	26	750	10.9
Jerryd Bayless	39-11	925	109-262	0.416	35-44	0.795	15	65	80	54	91-0	23	46	6	307	7.9
Markelle Fultz	14-0	253	45-111	0.405	10-21	0.476	11	32	43	53	22-0	12	17	4	100	7.1
Richaun Holmes	48-2	746	135-241	0.56	37-56	0.661	57	154	211	61	97-3	20	25	29	311	6.5
T.J. McConnell	76-1	1706	210-421	0.499	31-39	0.795	37	189	226	303	122-0	92	112	13	478	6.3
Justin Anderson	38-0	519	87-202	0.431	28-38	0.737	25	68	93	25	54-0	15	16	7	236	6.2
Timothee Luwawu-Cabarrot	52-7	807	100-267	0.375	46-58	0.793	14	58	72	54	97-0	12	38	5	299	5.8
Jahlil Okafor(>)	2-0	25	4-9	0.444	2-4	0.5	4	5	9	1	7-0	0	3	2	10	5
Trevor Booker(>)	33-0	494	61-109	0.56	32-39	0.821	47	75	122	27	50-1	16	20	11	156	4.7
Amir Johnson	74-18	1170	140-260	0.538	52-85	0.612	123	207	330	118	192-1	45	55	44	342	4.6
James Young	6-0	61	5-14	0.357	4-6	0.667	0	2	2	2	4-0	0	1	0	17	2.8
James McAdoo	3-0	18	2-7	0.286	2-2	1	0	2	2	0	1-0	0	1	1	8	2.7
Furkan Korkmaz	14-0	80	8-28	0.286	2-4	0.5	2	9	11	4	12-0	2	2	1	23	1.6
Demetrius Jackson(*)	3-0	17	3-4	0.75	1-2	0.5	1	0	1	4	1-0	1	1	0	8	2.7
Demetrius Jackson(†)	15-0	80	7-18	0.389	1-2	0.5	5	7	12	9	7-0	5	10	1	16	1.1
Larry Drew II(>)	3-0	15	1-7	0.143	0-0	---	1	0	1	2	2-0	0	1	0	2	0.7
Jacob Pullen	3-0	6	1-2	0.5	0-0	---	0	0	0	0	0-0	0	1	0	2	0.7
Nik Stauskas(>)	6-0	45	1-4	0.25	2-2	1	0	1	1	1	3-0	4	4	0	4	0.7
76ERS	82	19780	3349-7098	0.472	1405-1868	0.752	893	2996	3889	2221-1811	9	682	1353	420	9004	109.8
OPPONENTS	82	19780	3120-7185	0.434	1566-2102	0.745	818	2641	3459	1782-1670	15	697	1173	417	8635	105.3

3-pt. FG: Philadelphia 901-2445 (.369), Embiid 66-214 (.308); Redick 193-460 (.420); Simmons 0-11 (0.000); Saric 157-399 (.393); Covington 203-550 (.369); Fultz 0-1 (0.000), Belinelli(†) 57-148 (.385); Belinelli(†) 149-395 (.377); Ilyasova(*) 30-83 (.361); Ilyasova(†) 91-253 (.360); Holmes 4-31 (.129); Bayless 54-146 (.370); McConnell 27-62 (.435); Anderson 34-103 (.330); Luwawu-Cabarrot 53-158 (.335); Booker(>) 2-7 (.286), Bayless 54-146 (.370); McConnell 27-62 (.435); Anderson 34-103 (.330); Luwawu-Cabarrot 53-158 (.335); Booker(>) 2-7 (.286), Drew(>) 0-3 (0.000); Pullen 0-1 (0.000); Stauskas(>) 0-1 (0.000); Opponents 829-2477 (.342)

2017-18 GAME-BY-GAME RESULTS

DATE	W/L	PHI	OPP	TEAM	DATE	W/L	PHI	OPP	TEAM
Oct 18	L	115	120	at Washington	Jan 24	W	115	101	CHICAGO
Oct 20	L	92	102	BOSTON	Jan 26	W	97	78	at San Antonio
Oct 21	L	94	128	at Toronto	Jan 28	L	112	122	at Oklahoma City
Oct 23	W	97	86	at Detroit	Jan 29	L	95	107	at Milwaukee
Oct 25	L	104	105	HOUSTON	Jan 31	L	108	116	at Brooklyn
Oct 28	W	112	110	at Dallas	Feb 2	W	103	97	MIAMI
Oct 30	W	115	107	at Houston	Feb 3	L	92	100	at Indiana
Nov 1	W	119	109	ATLANTA	Feb 6	W	115	102	WASHINGTON
Nov 3	W	121	110	INDIANA	Feb 9	W	100	82	NEW ORLEANS
Nov 7	W	104	97	at Utah	Feb 10	W	112	98	L.A. CLIPPERS
Nov 9	L	108	109	at Sacramento	Feb 12	W	108	92	NEW YORK
Nov 11	L	104	135	at Golden State	Feb 14	W	104	102	MIAMI
Nov 13	W	119	105	at L.A. Clippers	Feb 22	W	116	115	at Chicago
Nov 15	W	115	109	at L.A. Lakers	Feb 24	W	116	105	ORLANDO
Nov 18	L	116	124	GOLDEN STATE	Feb 25	L	94	109	at Washington
Nov 20	W	107	86	UTAH	Feb 27	L	101	102	at Miami
Nov 22	W	101	81	PORTLAND	Mar 1	W	108	97	at Cleveland
Nov 25	W	130	111	ORLANDO	Mar 2	W	110	99	CHARLOTTE
Nov 27	L	91	113	CLEVELAND	Mar 4	L	110	118	at Milwaukee
Nov 29	W	118	113	WASHINGTON	Mar 6	W	128	114	at Charlotte
Nov 30	L	97	108	at Boston	Mar 8	L	99	108	at Miami
Dec 2	W	108	103	DETROIT	Mar 11	W	120	97	at Brooklyn
Dec 4	L	101	115	PHOENIX	Mar 13	L	98	101	INDIANA
Dec 7	L	104	107	L.A. LAKERS	Mar 15	W	118	110	at New York
Dec 9	L	98	105	at Cleveland	Mar 16	W	120	116	BROOKLYN
Dec 10	L	124	131	at New Orleans	Mon 19	W	108	94	CHARLOTTE
Dec 12	W	118	112	* at Minnesota	Mar 21	W	119	105	MEMPHIS
Dec 15	L	117	119	***OKLAHOMA CITY	Mar 22	W	118	98	at Orlando
Dec 18	L	115	117	at Chicago	Mar 24	W	120	108	MINNESOTA
Dec 19	L	95	101	SACRAMENTO	Mar 26	W	123	104	DENVER
Dec 21	L	109	114	TORONTO	Mar 28	W	118	101	NEW YORK
Dec 23	L	86	102	at Toronto	Mar 30	W	101	91	at Atlanta
Dec 25	W	105	98	at New York	Apr 1	W	119	102	at Charlotte
Dec 28	L	110	114	at Portland	Apr 3	W	121	95	BROOKLYN
Dec 30	W	107	102	at Denver	Apr 4	W	115	108	at Detroit
Dec 31	W	123	110	at Phoenix	Apr 6	W	132	130	CLEVELAND
Jan 3	W	112	106	SAN ANTONIO	Apr 8	W	109	97	DALLAS
Jan 5	W	114	78	DETROIT	Apr 10	W	121	113	at Atlanta
Jan 11	L	103	114	BOSTON	Apr 11	W	130	95	MILWAUKEE
Jan 15	W	117	111	TORONTO					
Jan 18	W	89	80	at Boston					
Jan 20	W	116	94	MILWAUKEE					
Jan 22	L	101	105	at Memphis					

* denotes overtime
 *** denotes triple overtime

YEAR-BY-YEAR

2018-19 SEASON STATISTICS

RECORD: 51-31	HOME: 31-10				AWAY: 20-21				2ND ATLANTIC DIVISION							
PLAYER	G-GS	MIN	FG-FGA	PCT	FT-FTA	PCT	OFF	DEF	TOT	AST	PF-DQ	STL	TO	BLK	PTS	AVG
Embiid	64-64	2154	580-1199	.484	522-649	.804	160	711	871	234	211-1	46	226	122	1761	27.5
Butler (PHL)	55-55	1824	344-747	.461	264-304	.868	105	185	290	220	93-0	99	81	29	1002	18.2
Butler (TOT)	65-65	2185	418-904	.462	312-365	.855	121	221	342	263	111-0	123	95	29	1215	18.7
Harris (PHL)	27-27	944	187-399	.469	74-88	.841	32	181	213	79	61-0	11	42	13	492	18.2
Harris (TOT)	82-82	2848	611-1254	.487	266-307	.866	69	576	645	229	184-0	51	151	37	1644	20.0
Redick	76-63	2379	452-1027	.440	228-255	.894	20	166	186	206	129-1	32	101	17	1372	18.1
Simmons	79-79	2700	540-960	.563	257-428	.600	172	525	697	610	209-1	112	274	61	1337	16.92
Monroe (PHL)	3-0	52	15-23	.652	10-11	.909	4	9	13	7	5-0	1	1	0	41	13.6
Monroe (TOT)	43-2	480	92-189	.487	45-72	.625	67	105	172	24	66	0	14	32	8	2305.3
Covington	13-13	440	50-117	.427	17-23	.739	7	60	67	14	45-0	24	22	23	147	11.3
Saric	13-13	369	48-132	.364	27-40	.675	21	65	86	26	39-0	4	25	3	144	11.07
Shamet54-4	1108	154-347	.441	44-54	.815	14	64	78	59	106-0	24	26	8	449	8.3	
Fultz	19-15	427	65-155	.419	21-37	.568	26	44	70	59	12-0	17	25	5	155	8.16
Marjanovic(PHL)22-3	305	75-120	.625	26-36	.722	32	81	113	32	33-0	5	22	10	180	8.1	
Marjanovic (TOT)58-12	681	160-260	.615	98-131	.748	87	178	265	54	90-0	16	59	27	422	7.3	
Scott (PHL)	27-3	647	76-190	.400	10-15	.667	19	83	102	22	68-1	9	17	5	211	7.8
Scott (TOT)	79-3	1396	168-420	.400	22-33	.667	43	233	276	66	156-2	26	44	13	459	5.8
Brewer	7-3	140	20-49	.408	9-13	.692	4	13	17	10	16-0	12	8	2	53	7.57
Muscala	47-6	1041	109-278	.392	63-77	.818	51	149	200	62	112-0	18	43	27	349	7.4
Chandler	36-32	951	91-207	.440	13-18	.722	44	124	168	72	94-0	22	39	18	241	6.7
Smith	6-2	111	14-34	.412	6-8	.750	3	10	13	10	8-0	2	6	2	40	6.66
McConnell	76-3	1470	220-419	.525	29-37	.784	28	146	174	258	105-0	79	91	17	483	6.36
Korkmaz	48-7	679	98-245	.400	36-44	.818	16	91	107	52	62-0	29	25	2	279	5.8
Simmons(PHL)5-0	219	29-64	.453	16-25	.640	4	22	26	33	21-0	11	12	1	83	5.5	
Simmons (TOT)56-9	1064	133-350	.380	72-97	.742	27	99	126	128	89-0	29	68	15	366	6.5	
Ennis III (PHL)	18-2	281	34-83	.410	16-23	.696	23	42	65	14	39-0	3	11	7	95	5.2
Ennis III (TOT)	58-27	1230	138-294	.469	58-81	.716	60	122	182	41	150-0	41	34	23	389	6.7
Bolden	44-10	639	80-162	.494	13-27	.481	47	118	165	40	99-1	17	36	39	207	4.7
Milton	20-0	268	34-87	.391	5-7	.714	9	26	35	18	29-0	8	6	8	87	4.35
Johnson	51-6	529	79-157	.503	31-41	.756	47	100	147	60	99-1	16	45	13	201	3.5
Jackson	6-0	39	8-15	.533	4-4	1.000	2	1	3	5	4-0	2	1	0	22	3.66
Highsmith	5-0	40	4-10	.400	0-2	.000	0	5	5	2	1-0	1	1	0	9	1.8
Patton	3-0	21	2-7	.286	1-2	.500	2	4	6	3	5-0	2	0	0	5	1.66
76ERS	82	19805	3407-7233	.471	1742-2258	.771	892	3025	3917	2207	1745-6	606	1223	432	9445	115.8
OPPONENTS	82	19805	3418-7506	.455	1545-2011	.768	823	2743	3566	1917	1816-13	634	1045	336	9224	112.15

3-pt FG: Philadelphia 889-2474 (.359), Monroe 1-1 (0.00); Marjanovic 4-8 (.500); J Simmons 9-21 (.429); Scott 49-119 (.412); Shamet 99-245 (.404); Redick 240-605 (.397); Chandler 46-118 (.390); Covington 30-70 (.390); Smith 6-16 (.375); Bolden 34-96 (.354); Muscala 68-199 (.342); Butler 50-148 (.338); McConnell 14-42 (.333); Jackson 2-6 (.333); Harris 44-135 (.326); Korkmaz 47-144 (.326); Milton 14-44 (.318); Ennis II 36 (.306); Saric 21-70 (.300); Johnson 12-40 (.300); Brewer 4-14 (.286); Fultz 4-14 (.286); Embiid 79-263 (.300); Highsmith 1-5 (.200); B Simmons 0-6 (.000); Patton 0-2 (.000); Opponents 843-2464 (.342).

2018-19 GAME-BY-GAME RESULTS

DATE	W/L	PHI	OPP	TEAM	DATE	W/L	PHI	OPP	TEAM
Oct 16	W	87	105	at Boston	Jan 9	L	106	123	at Washington
Oct 18	W	116	108	CHICAGO	Jan 11	L	121	123	ATLANTA
Oct 20	W	116	115	ORLANDO	Jan 13	W	108	105	at NY Knicks
Oct 23	L	132	133	at Detroit	Jan 15	W	149	107	MINNESOTA
Oct 24	L	108	123	at Milwaukee	Jan 17	W	120	96	at Indiana
Oct 27	W	105	103	CHARLOTTE	Jan 19	L	115	117	OKLAHOMA CITY
Oct 29	W	113	92	ATLANTA	Jan 21	W	121	93	HOUSTON
Oct 30	L	112	129	at Toronto	Jan 23	W	122	120	SAN ANTONIO
Nov 1	W	122	113	L.A CLIPPERS	Jan 26	L	110	126	at Denver
Nov 3	W	109	99	DETROIT	Jan 29	W	121	105	at L.A Lakers
Nov 4	L	97	122	at Brooklyn	Jan 31	W	113	104	at Golden State
Nov 7	W	100	94	at Indiana	Feb 2	L	108	115	at Sacramento
Nov 9	W	133	132	*CHARLOTTE	Feb 5	L	107	119	TORONTO
Nov 10	L	106	112	*at Memphis	Feb 8	W	117	110	DENVER
Nov 12	W	124	114	at Miami	Feb 10	W	143	120	L.A LAKERS
Nov 14	L	106	111	at Orlando	Feb 12	L	109	112	BOSTON
Nov 16	W	113	107	UTAH	Feb 13	W	126	111	at NY Knicks
Nov 17	W	122	119	*at Charlotte	Feb 21	W	106	102	MIAMI
Nov 19	W	119	114	PHOENIX	Feb 23	L	115	130	PORTLAND
Nov 21	W	121	120	NEW ORLEANS	Feb 25	W	111	110	at New Orleans
Nov 23	L	112	121	CLEVELAND	Feb 28	W	108	104	at Oklahoma City
Nov 25	W	127	125	at Brooklyn	Mar 2	L	117	120	GOLDEN STATE
Nov 28	W	117	91	NY KNICKS	Mar 5	W	114	106	ORLANDO
Nov 30	W	128	98	WASHINGTON	Mar 6	L	107	108	at Chicago
Dec 7	W	103	95	MEMPHIS	Mar 8	L	91	107	at Houston
Dec 5	L	102	113	at Toronto	Mar 10	W	106	89	INDIANA
Dec 7	W	117	111	at Detroit	Mar 12	W	106	99	CLEVELAND
Dec 10	W	116	102	DETROIT	Mar 15	W	123	114	SACRAMENTO
Dec 12	L	124	127	BROOKLYN	Mar 17	W	130	125	at Milwaukee
Dec 14	L	101	113	INDIANA	Mar 19	W	118	114	at Charlotte
Dec 16	W	128	105	at Cleveland	Mar 20	W	118	115	BOSTON
Dec 17	L	96	126	at San Antonio	Mar 21	W	127	129	at Atlanta
Dec 19	W	131	109	NY KNICKS	Mar 25	L	98	119	at Orlando
Dec 22	W	126	101	TORONTO	Mar 28	W	123	110	BROOKLYN
Dec 25	L	114	121	*at Boston	Mar 30	W	118	109	at Minnesota
Dec 27	W	114	97	at Utah	Apr 1	L	102	122	at Dallas
Dec 30	L	95	129	at Portland	Apr 3	L	122	130	at Atlanta
Jan 1	W	119	113	at L.A Clippers	Apr 4	L	122	128	MILWAUKEE
Jan 2	W	132	127	at Phoenix	Apr 6	W	116	96	at Chicago
Jan 5	W	106	100	DALLAS	Apr 7	L	99	122	at Miami
Jan 8	W	132	115	WASHINGTON	Apr 10	W	125	109	CHICAGO

* denotes overtime





ALL-TIME ROSTER



PLEASE NOTE THE FOLLOWING:

* Denotes that a player played for more than one team during that particular season and the team-by-team breakdown was not available. Each respective stat line is reflective of the entire season's statistics, which also affects the player's total stat lines.

(n) Denotes years played in the NBL with Syracuse, before the Nationals joined the NBA in 1949-50. NBL statistics are factored in to individual NBA totals, but do not affect team statistics/records.

ABDELNABY, ALAA			Duke			#55			HT: 6-10			WT: 240								
			Birthdate: June 24, 1968			Drafted: 1990, 1st round (25th overall) by Portland														
G	GS	MIN	FG	FGA	PCT	FT	FTA	PCT	OFF	DEF	TOT	A	PF	D	ST	TO	BS	PTS	AVG	
1994-95	3	0	30	1	11	.091	0	0	---	3	5	8	0	2	0	0	5	0	2	0.7

ABLE, FOREST			Western Kentucky; Louisville			#19			HT: 6-3			WT: 180								
			Birthdate: July 27, 1932			Drafted: 1956, Syracuse														
G	GS	MIN	FG	FGA	PCT	FT	FTA	PCT	OFF	DEF	TOT	A	PF	D	ST	TO	BS	PTS	AVG	
1956-57	1	—	1	0	2	.000	0	0	---	—	—	1	1	1	0	—	—	—	0	0.0

ALDEMIR, FURKAN			Turkey			#19			HT: 6-10			WT: 240								
			Birthdate: Aug. 9, 1991			Drafted: 2012, 2nd round (33rd overall) by L.A. Clippers														
G	GS	MIN	FG	FGA	PCT	FT	FTA	PCT	OFF	DEF	TOT	A	PF	D	ST	TO	BS	PTS	AVG	
2014-15	41	9	540	40	78	.513	13	27	.481	78	98	176	28	96	1	17	17	16	93	2.3
3-PT. FG: 2014-15, 0-5 (.000)																				

ALLEN, LAVOY			Temple			#50			HT: 6-9			WT: 255								
			Birthdate: Feb. 4, 1989			Drafted: 2011, 2nd Round (50th overall) by 76ers														
G	GS	MIN	FG	FGA	PCT	FT	FTA	PCT	OFF	DEF	TOT	A	PF	D	ST	TO	BS	PTS	AVG	
2011-12	41	15	624	79	167	.473	11	14	.786	47	124	171	34	73	0	13	20	18	169	4.1
2012-13	79	37	1669	206	454	.454	43	60	.717	159	236	395	73	180	1	24	55	55	455	5.8
2013-14	51	2	960	117	266	.440	27	40	.675	106	171	277	65	115	1	22	40	27	263	5.2
TOTALS	171	54	3253	402	887	.453	81	114	.711	312	531	843	172	59	2	100	115	368	887	5.2
3-PT. FG: 2012-13: 0-1 (.000); 2013-14, 2-13 (.154)																				

PLAYOFFS																				
G	GS	MIN	FG	FGA	PCT	FT	FTA	PCT	OFF	DEF	TOT	A	PF	D	ST	TO	BS	PTS	AVG	
2011-12	12	1	236	34	61	.557	7	12	.583	21	38	59	3	30	0	10	5	11	75	6.3

ALSTON, DERRICK			Duquesne			#21			HT: 6-11			WT: 225								
			Birthdate: Aug. 20, 1972			Drafted: 1994, 2nd Round (33rd overall) by 76ers														
G	GS	MIN	FG	FGA	PCT	FT	FTA	PCT	OFF	DEF	TOT	A	PF	D	ST	TO	BS	PTS	AVG	
1994-95	64	1	1032	120	258	.465	59	120	.492	98	121	219	33	107	1	39	53	35	299	4.7
1995-96	73	41	1614	198	387	.512	55	112	.491	127	175	302	61	191	1	56	59	52	452	6.2
TOTALS	137	42	1746	318	645	.493	114	232	.491	225	296	521	94	298	2	95	112	87	751	5.5
3-PT. FG: 1994-95, 0-4 (.000); 1995-96 1-3 (.333); TOTALS, 1-7 (.143)																				

AMUNDSON, LOUIS			UNLV			#20			HT: 6-9			WT: 225								
			Birthdate: Dec. 7, 1982			Drafted: Undrafted														
G	GS	MIN	FG	FGA	PCT	FT	FTA	PCT	OFF	DEF	TOT	A	PF	D	ST	TO	BS	PTS	AVG	
1994-95	64	1	1032	120	258	.465	59	120	.492	98	121	219	33	107	1	39	53	35	299	4.7
1995-96	73	41	1614	198	387	.512	55	112	.491	127	175	302	61	191	1	56	59	52	452	6.2
TOTALS	137	42	1746	318	645	.493	114	232	.491	225	296	521	94	298	2	95	112	87	751	5.5
3-PT. FG: 1994-95, 0-4 (.000); 1995-96 1-3 (.333); TOTALS, 1-7 (.143)																				

ANDERSON, CLIFF			St. Joseph's			#26			HT: 6-5			WT: 200								
			Birthdate: Sept. 7, 1944			Drafted: 1967, 4th round (35th overall) by L.A. Lakers														
G	GS	MIN	FG	FGA	PCT	FT	FTA	PCT	OFF	DEF	TOT	A	PF	D	ST	TO	BS	PTS	AVG	
2013-14	80	62	2309	309	717	.431	77	106	.726	59	241	300	149	154	0	74	106	28	810	10.1
3-PT. FG: 2013-14, 115-351 (.328)																				

ANDERSON, JAMES			Oklahoma State			#9			HT: 6-6			WT: 215								
			Birthdate: Mar. 25, 1989			Drafted: 2010, 1st round (20th overall) by San Antonio														
G	GS	MIN	FG	FGA	PCT	FT	FTA	PCT	OFF	DEF	TOT	A	PF	D	ST	TO	BS	PTS	AVG	
2013-14	80	62	2309	309	717	.431	77	106	.726	59	241	300	149	154	0	74	106	28	810	10.1
3-PT. FG: 2013-14, 115-351 (.328)																				

ANDERSON, JUSTIN			Virginia			#23, #1			HT: 6-6			WT: 230								
			Birthdate: Nov. 19, 1993			Drafted: 2015, 1st round (21st overall) by Dallas														
G	GS	MIN	FG	FGA	PCT	FT	FTA	PCT	OFF	DEF	TOT	A	PF	D	ST	TO	BS	PTS	AVG	
2016-17	24	8	517	75	162	.463	32	41	.780	30	66	96	34	45	0	13	26	7	203	8.5
2017-18	38	0	519	87	202	.431	28	38	.737	25	68	93	25	54	0	15	16	7	236	6.2

ALL-TIME ROSTER

TOTALS 2016 8 1037 162 364 .445 60 79 .759 55 134 189 59 99 0 28 42 14 439 7.1
 3-PT FG: 2016-17, 21-72 (.292); 2017-18, 34-103 (.330)

PLAYOFFS

	G	GS	MIN	FG	FGA	PCT	FT	FTA	PCT	OFF	DEF	TOT	A	PF	D	ST	TO	BS	PTS	AVG
2017-18	7	0	33	3	8	0.375	0	0	.000	1	8	9	0	8	0	1	2	0	8	1.1
3-PT FG: 2017-18, 2-7 (.286)																				

ANDERSON, MITCHELL

Bradley

#7

HT: 6-7

WT: 195

Birthdate: Sept. 23, 1960

Drafted: 1982, 2nd round (36th overall) by 76ers

	G	GS	MIN	FG	FGA	PCT	FT	FTA	PCT	OFF	DEF	TOT	A	PF	D	ST	TO	BS	PTS	AVG
1982-83	13	0	48	8	22	.364	1	3	.333	4	8	12	1	6	0	1	5	0	17	1.3
3-PT FG: 1982-83, 0-1 (.000); TOTALS, 0-1 (.000)																				

ANDERSON, RON

Fresno State

#20

HT: 6-7

WT: 215

Birthdate: Oct. 15, 1958

Drafted: 1984, 2nd round (27th overall) by Cleveland

	G	GS	MIN	FG	FGA	PCT	FT	FTA	PCT	OFF	DEF	TOT	A	PF	D	ST	TO	BS	PTS	AVG
1988-89	82	12	2618	566	1152	.491	196	229	.856	167	239	406	139	166	1	71	126	23	1330	16.2
1989-90	78	3	2089	379	841	.451	165	197	.838	81	214	295	143	143	0	72	78	13	926	11.9
1990-91	82	13	2340	512	1055	.485	165	198	.833	103	264	367	115	163	1	65	100	13	1198	14.6
1991-92	82	11	2432	469	1008	.465	143	163	.877	96	182	278	135	128	0	86	109	11	1123	13.7
1992-93	69	0	1263	225	544	.414	72	89	.809	62	122	184	93	75	0	31	63	5	561	8.1
TOTALS	393	39	10742	2151	4600	.468	741	876	.846	509	1021	1530	625	675	2	325	476	65	5138	13.1
3-PT FG: 1988-89, 2-11 (.182); 1989-90, 3-21 (.143); 1990-91, 9-43 (.209); 1991-92, 42-127 (.331); 1992-93, 39-120 (.325); TOTALS, 95-322 (.295)																				

PLAYOFFS

	G	GS	MIN	FG	FGA	PCT	FT	FTA	PCT	OFF	DEF	TOT	A	PF	D	ST	TO	BS	PTS	AVG
1988-89	3	—	109	29	51	.569	4	5	.800	7	9	16	13	10	0	1	2	2	62	20.7
1989-90	7	—	256	40	93	.430	29	30	.967	6	31	37	14	22	0	4	15	0	112	11.2
1990-91	8	—	223	35	88	.398	17	19	.895	9	12	21	19	24	0	6	12	0	88	11.0
TOTALS	21	—	588	104	232	.448	50	54	.926	22	52	74	46	56	0	11	29	2	262	12.5
3-PT FG: 1988-89, 0-1 (.000); 1989-90, 3-5 (.600); 1990-91, 1-5 (.200); TOTALS, 4-11 (.364)																				

ANSLEY, MICHAEL

Alabama

#45

HT: 6-7

WT: 225

Birthdate: Feb. 8, 1967

Drafted: 1989, 2nd round (37th overall) by Orlando

	G	GS	MIN	FG	FGA	PCT	FT	FTA	PCT	OFF	DEF	TOT	A	PF	D	ST	TO	BS	PTS	AVG
1991-92	8	0	32	5	11	.455	5	6	.833	2	2	4	2	4	0	0	3	0	15	1.9

ASKEW, VINCENT

Memphis State

#30

HT: 6-6

WT: 235

Birthdate: Feb. 28, 1966

Drafted: 1987, 2nd Round (39th overall) by 76ers

	G	GS	MIN	FG	FGA	PCT	FT	FTA	PCT	OFF	DEF	TOT	A	PF	D	ST	TO	BS	PTS	AVG
1987-88	14	2	234	22	74	.297	8	11	.727	6	16	22	33	12	0	10	12	6	52	3.7

AUSTIN, ISAAC

Arizona State

#50

HT: 6-10

WT: 290

Birthdate: Aug. 18, 1969

Drafted: 1991, 2nd round (48th pick) by Utah

	G	GS	MIN	FG	FGA	PCT	FT	FTA	PCT	OFF	DEF	TOT	A	PF	D	ST	TO	BS	PTS	AVG
1993-94	14	0	201	29	66	.439	14	23	.609	25	44	69	17	29	0	5	17	10	72	5.1

AWTREY, DENNIS

Santa Clara

#20

HT: 6-10

WT: 250

Birthdate: Feb. 22, 1948

Drafted: 1970, 3rd round (46th overall) by 76ers

	G	GS	MIN	FG	FGA	PCT	FT	FTA	PCT	OFF	DEF	TOT	A	PF	D	ST	TO	BS	PTS	AVG
1970-71	70	38	1292	200	421	.475	104	157	.662	—	—	430	89	211	7	—	—	—	504	7.2
1971-72	58	7	794	98	222	.441	49	76	.645	—	—	248	51	141	3	—	—	—	245	4.2
1972-73	3	2	37	3	7	.429	1	4	.250	—	—	14	2	8	0	—	—	—	7	2.3
TOTALS	131	47	2123	301	650	.463	154	237	.650	—	—	692	142	360	10	—	—	—	756	6.0

PLAYOFFS

	G	GS	MIN	FG	FGA	PCT	FT	FTA	PCT	OFF	DEF	TOT	A	PF	D	ST	TO	BS	PTS	AVG
1970-71	7	—	144	21	36	.583	11	15	.733	—	—	27	5	25	—	—	—	—	53	7.6

BANTOM, MIKE

St. Joseph's

#42

HT: 6-9

WT: 200

Birthdate: Dec. 3, 1951

Drafted: 1973, 1st round (8th overall) by Phoenix

	G	GS	MIN	FG	FGA	PCT	FT	FTA	PCT	OFF	DEF	TOT	A	PF	D	ST	TO	BS	PTS	AVG
1981-82	43	1	979	156	306	.510	67	114	.588	87	139	226	46	133	0	25	64	37	380	8.8
3-PT FG: 1981-82, 1-3 (.333); TOTALS, 1-3 (.333)																				

PLAYOFFS

	G	GS	MIN	FG	FGA	PCT	FT	FTA	PCT	OFF	DEF	TOT	A	PF	D	ST	TO	BS	PTS	AVG
1981-82	21	—	399	36	91	.396	19	42	.452	39	38	77	24	60	1	15	24	9	91	4.3

**BARKLEY, CHARLES****Auburn****#34 and #32****HT: 6-5****WT:250****Birthdate: Feb. 20, 1963****Drafted: 1984, 1st round (5th overall) by 76ers**

	G	GS	MIN	FG	FGA	PCT	FT	FTA	PCT	OFF	DEF	TOT	A	PF	D	ST	TO	BS	PTS	AVG
1984-85	82	60	2347	427	783	.545	293	400	.733	266	437	703	155	301	5	95	209	80	1148	14.0
1985-86	80	80	2952	595	1041	.572	396	578	.685	354	672	1026	312	333	8	173	350	125	1603	20.0
1986-87	68	62	2740	557	937	.594	429	564	.761	390	604	994	331	252	5	119	322	104	1564	23.0
1987-88	80	80	3170	753	1283	.587	714	951	.751	385	566	951	254	278	6	100	304	103	2264	28.3
1988-89	79	79	3088	700	1208	.579	602	799	.753	403	583	986	325	262	3	126	254	67	2037	25.8
1989-90	79	79	3085	706	1177	.600	557	744	.749	361	548	909	307	250	2	148	243	50	1989	25.2
1990-91	67	67	2498	665	1167	.570	475	658	.722	258	422	680	284	173	2	110	210	33	1849	27.6
1991-92	75	75	2881	622	1126	.552	454	653	.695	271	559	830	308	196	2	136	235	44	1730	23.1
TOTALS	610	582	22761	5025	8722	.576	3920	5347	.733	2688	4391	7079	2276	2045	33	1007	2127	606	14184	23.3

3-PT. FG: 1984-85, 1-6 (.167); 1985-86, 17-75 (.227); 1986-87, 21-104 (.202); 1987-88, 44-157 (.280); 1988-89, 35-162 (.216); 1989-90, 20-92 (.217); 1990-91, 44-155 (.283); 1991-92, 32-137 (.234); TOTALS, 214-888, (.241)

PLAYOFFS

	G	GS	MIN	FG	FGA	PCT	FT	FTA	PCT	OFF	DEF	TOT	A	PF	D	ST	TO	BS	PTS	AVG
1984-85	13	—	408	75	139	.540	40	63	.635	52	92	144	26	49	0	23	35	15	194	14.9
1985-86	12	—	497	104	180	.578	91	131	.695	60	129	189	67	52	2	27	65	15	300	25.0
1986-87	5	—	210	43	75	.573	36	45	.800	27	36	63	12	21	0	4	22	8	123	24.6
1988-89	3	—	135	29	45	.644	22	31	.710	8	27	35	16	9	0	5	11	2	81	27.0
1989-90	10	—	419	88	162	.543	65	108	.602	66	89	155	43	36	0	8	30	7	247	24.7
1990-91	8	—	326	74	125	.592	49	75	.653	31	53	84	48	23	0	15	25	3	199	24.9
TOTALS	51	—	1995	413	726	.569	303	453	.669	244	426	670	212	190	2	82	188	50	1144	22.4

3-PT. FG: 1984-85, 4-6 (.667); 1985-86, 1-15 (.067); 1986-87, 1-8 (.125); 1988-89, 1-5 (.200); 1989-90, 6-18 (.333); 1990-91, 2-20 (.100); TOTALS, 15-72 (.208)

ALL-STAR GAME

	G	GS	MIN	FG	FGA	PCT	FT	FTA	PCT	OFF	DEF	TOT	A	PF	D	ST	TO	BS	PTS	AVG
1987	1	0	16	2	6	.333	3	6	.500	1	3	4	1	2	0	1	0	0	7	—
1988	1	0	15	1	4	.250	2	2	1.000	1	2	3	0	2	0	1	3	1	4	—
1989	1	1	20	6	11	.545	5	8	.625	3	2	5	0	0	0	2	1	1	17	—
1990	1	1	22	7	12	.583	2	3	.667	2	2	4	0	1	0	1	2	1	17	—
1991	1	1	35	7	15	.467	3	6	.500	8	14	22	4	5	0	1	3	1	17	—
1992	1	1	28	6	14	.429	0	—	—	2	7	9	1	3	0	6	3	0	12	—
TOTALS	6	4	136	29	62	.468	15	25	.600	17	30	47	6	13	0	12	12	4	74	—

12.33-PT. FG: 1987, 0-2 (.000); 1988, 0-1 (.000); 1990, 1-1 (.000); TOTALS, 1-4 (.250)

BARNES, MATT**UCLA****#21****HT: 6-7****WT: 225****Birthdate: Mar. 9, 1980****Drafted: 2002, 2nd round (46th overall) by Memphis**

	G	GS	MIN	FG	FGA	PCT	FT	FTA	PCT	OFF	DEF	TOT	A	PF	D	ST	TO	BS	PTS	
AVG2004-05	—	—	—	—	—	—	—	—	—	—	—	—	—	—	—	—	—	—	—	—
2005-06	50	0	538	59	110	.536	29	43	.674	41	56	97	22	92	2	16	24	7	149	3.0
3-PT. FG: 2005-06, 2-11 (.182)	—	—	—	—	—	—	—	—	—	—	—	—	—	—	—	—	—	—	—	—

DID NOT APPEAR IN ANY GAMES AFTER BEING ACQUIRED VIA TRADE

BARNETT, DICK**Tennessee State****HT: 6-4****WT: 190****Birthdate: Oct. 2, 1936****Drafted: 1959, by Syracuse**

	G	GS	MIN	FG	FGA	PCT	FT	FTA	PCT	OFF	DEF	TOT	A	PF	D	ST	TO	BS	PTS	AVG
1959-60	57	—	1235	289	701	.412	128	180	.711	—	—	155	160	98	0	—	—	—	706	12.4
1960-61	78	—	2070	540	1194	.452	240	337	.712	—	—	283	218	169	0	—	—	—	1320	16.9
TOTALS	135	—	3305	829	1895	.437	368	517	.712	—	—	438	378	267	0	—	—	—	2026	15.0

PLAYOFFS

	G	GS	MIN	FG	FGA	PCT	FT	FTA	PCT	OFF	DEF	TOT	A	PF	D	ST	TO	BS	PTS	AVG
1959-60	3	—	64	12	38	.316	6	7	.857	—	—	14	4	4	0	—	—	—	30	10.0
1960-61	8	—	222	49	112	.438	26	36	.722	—	—	36	12	25	0	—	—	—	124	15.5
TOTALS	11	—	286	61	150	.407	32	43	.744	—	—	50	16	29	0	—	—	—	154	14.0

BARNETT, JIM**Oregon****#33****HT: 6-4****WT: 180****Birthdate: July 7, 1944****Drafted: 1966, 1st round (8th overall) by Boston**

	G	GS	MIN	FG	FGA	PCT	FT	FTA	PCT	OFF	DEF	TOT	A	PF	D	ST	TO	BS	PTS	AVG
1976-77	16	0	231	28	64	.438	10	18	.556	7	7	14	23	28	0	4	—	0	66	4.1

BARROS, DANA**Boston College****#3****HT: 5-11****WT:165****Birthdate: Apr. 13, 1967****Drafted: 1989, 1st round (16th overall) by Seattle**

	G	GS	MIN	FG	FGA	PCT	FT	FTA	PCT	OFF	DEF	TOT	A	PF	D	ST	TO	BS	PTS	AVG
1993-94	81	70	2519	412	878	.469	116	145	.800	28	168	196	424	96	0	107	167	5	1075	13.3
1994-95	82	82	3318	571	1165	.490	347	386	.899	27	247	274	619	159	1	149	242	4	1686	20.6
TOTALS	163	152	5837	983	2043	.432	463	551	.840	55	415	470	1043	255	1	256	409	9	2761	16.9

3-PT. FG: 1993-94, 135-354 (.381); 1994-95, 197-425 (.464); TOTALS, 332-779 (.426)

ALL-STAR GAME

	G	GS	MIN	FG	FGA	PCT	FT	FTA	PCT	OFF	DEF	TOT	A	PF	D	ST	TO	BS	PTS	AVG
1995	1	0	11	2	5	.400	0	0	—	0	1	1	3	0	0	0	0	0	5	5.0
3-PT FG: 1995, 1-3 (.333)	—	—	—	—	—	—	—	—	—	—	—	—	—	—	—	—	—	—	—	—

ALL-TIME ROSTER

BASKERVILLE, JERRY	Temple	#24	HT: 6-7	WT: 190																
	Birthdate: Nov. 10, 1951	Drafted: N/A																		
G	GS	MIN	FG	FGA	PCT	FT	FTA	PCT	OFF	DEF	TOT	A	PF	D	ST	TO	BS	PTS	AVG	
1975-76	21	0	105	8	26	.308	10	16	.625	13	15	28	3	32	0	6	—	5	26	1.2

BATTIE, TONY	Texas Tech	#4	HT: 6-11	WT: 240																
	Birthdate: Feb. 11, 1976	Drafted: 1997, 1st round (5th overall) by Denver																		
G	GS	MIN	FG	FGA	PCT	FT	FTA	PCT	OFF	DEF	TOT	A	PF	D	ST	TO	BS	PTS	AVG	
2010-11	38	0	377	45	96	.469	8	14	.571	17	82	99	12	59	0	5	12	15	100	2.6
2011-12	27	11	295	19	51	.373	4	4	1.000	8	59	67	16	26	0	4	4	6	42	1.6
TOTALS	65	11	672	64	147	.435	12	18	.667	25	141	166	28	85	0	9	16	21	142	2.2
3-PT. FG: 2010-11, 2-3 (.667); 2011-12, 0-1 (.000); TOTALS, 2-4 (.500)																				

PLAYOFFS	G	GS	MIN	FG	FGA	PCT	FT	FTA	PCT	OFF	DEF	TOT	A	PF	D	ST	TO	BS	PTS	AVG
2010-11	5	0	38	3	7	.429	1	2	.500	2	8	10	0	5	0	0	1	3	7	1.4
2011-12	DNP - COACH'S DECISION																			

BAYLESS, JERRYD	Arizona	#0	HT: 6-3	WT: 200																
	Birthdate: Aug. 20, 1988	Drafted: 2008, 1st round (11th overall) by Indiana																		
G	GS	MIN	FG	FGA	PCT	FT	FTA	PCT	OFF	DEF	TOT	A	PF	D	ST	TO	BS	PTS	AVG	
2016-17	3	1	71	11	32	.344	9	10	.900	3	9	12	13	4	0	9	0	33	11.0	
2017-18	39	11	924	109	262	.416	35	44	.795	15	65	80	54	91	0	23	46	6	307	7.9
TOTALS	42	12	996	120	294	.408	44	54	.815	18	74	92	67	95	0	23	55	6	340	8.1
3-PT. FG: 2016-17, 2-5 (.400); 2017-18, 54-146 (.370); TOTALS, 56-151 (.371)																				

PLAYOFFS	G	GS	MIN	FG	FGA	PCT	FT	FTA	PCT	OFF	DEF	TOT	A	PF	D	ST	TO	BS	PTS	AVG
2017-18	1	0	2	0	0	0.000	0	0	.000	0	0	0	0	0	0	0	0	0	0	0.0
3-PT. FG: 2017-18, 0-0 (.000)																				

BECK, ERNIE	Pennsylvania	#0	HT: 6-4	WT: 190																
	Birthdate: Dec. 11, 1931	Drafted: 1953, by Syracuse																		
G	GS	MIN	FG	FGA	PCT	FT	FTA	PCT	OFF	DEF	TOT	A	PF	D	ST	TO	BS	PTS	AVG	
1960-61*	10	—	82	10	29	.345	6	7	.857	—	—	23	15	10	0	—	—	—	26	2.6

BELL, RAJA	Florida International	#11	HT: 6-5	WT: 204																
	Birthdate: Sept. 19, 1976	Drafted: Undrafted																		
G	GS	MIN	FG	FGA	PCT	FT	FTA	PCT	OFF	DEF	TOT	A	PF	D	ST	TO	BS	PTS	AVG	
2000-01	5	0	30	2	7	.286	0	0	—	0	1	1	0	1	0	1	2	0	5	1.0
2001-02	74	12	890	103	240	.429	36	48	.750	31	80	111	71	109	0	21	48	4	254	3.4
TOTALS	79	12	920	105	247	.425	36	48	.750	31	81	112	71	110	0	22	50	4	259	4.4
3-PT. FG: 2000-01, 1-3 (.333); 2001-02, 12-44 (.273); TOTALS, 13-47 (.277)																				

PLAYOFFS	G	GS	MIN	FG	FGA	PCT	FT	FTA	PCT	OFF	DEF	TOT	A	PF	D	ST	TO	BS	PTS	AVG
2000-01	15	0	124	12	27	.444	8	14	.250	4	9	13	7	20	0	15	5	0	43	2.3
2001-02	3	0	8	1	3	.333	0	0	---	1	0	1	0	0	0	0	0	0	2	0.7
TOTALS	18	0	132	13	30	.433	8	14	.571	5	9	14	7	20	0	15	5	0	45	2.5
3-PT. FG: 2000-01, 2-8 (.250); 2001-02, 0-2 (.000); TOTALS, 2-10 (.200)																				

BENJAMIN, BENOIT	Creighton	#00	HT: 7-0	WT: 265																
	Birthdate: Nov. 22, 1964	Drafted: 1985, 1st round (3rd overall) by LA Clippers																		
G	GS	MIN	FG	FGA	PCT	FT	FTA	PCT	OFF	DEF	TOT	A	PF	D	ST	TO	BS	PTS	AVG	
1997-98	14	0	197	22	41	.537	19	30	.633	18	35	53	3	26	0	4	12	4	63	4.5
1998-99	6	0	33	2	7	.286	0	0	---	3	5	8	1	6	0	0	3	0	4	0.7
TOTALS	20	0	230	24	48	.500	19	30	.633	21	40	61	4	32	0	4	15	4	67	3.4

BELINELLI, MARCO	Italy	#18	HT: 6-5	WT: 210																
	Birthdate: Mar. 25, 1986	Drafted: 2007, 1st round (18th overall) by Golden State																		
G	GS	MIN	FG	FGA	PCT	FT	FTA	PCT	OFF	DEF	TOT	A	PF	D	ST	TO	BS	PTS	AVG	
2017-18	28	1	737	138	279	.495	47	54	.870	6	45	51	45	50	0	20	40	9	380	13.6
3-PT. FG: 2017-18, 57-148 (.385)																				

PLAYOFFS	G	GS	MIN	FG	FGA	PCT	FT	FTA	PCT	OFF	DEF	TOT	A	PF	D	ST	TO	BS	PTS	AVG
2017-18	10	0	273	43	106	.406	27	31	.871	1	20	21	20	20	0	7	4	0	129	12.9
3-PT. FG: 2017-18, 16-46 (.348)																				



BENNETT, ELMER

Notre Dame

#5

HT: 6-0

WT: 170

Birthdate: Feb. 13, 1970

Drafted: 1992, 2nd round (38th overall) by Atlanta

	G	GS	MIN	FG	FGA	PCT	FT	FTA	PCT	OFF	DEF	TOT	A	PF	D	ST	TO	BS	PTS	AVG	
1995-96	8	0	66	4	17	.235	3	4	.750		1	4	5	8	6	0	1	7	1	11	1.4

BIANCHI, AL

Bowling Green

#24

HT: 6-3

WT: 185

Birthdate: Mar. 26, 1932

Drafted: 1954, by Minneapolis

	G	GS	MIN	FG	FGA	PCT	FT	FTA	PCT	OFF	DEF	TOT	A	PF	D	ST	TO	BS	PTS	AVG
1956-57	68	—	1577	199	567	.351	165	239	.690	—	—	227	106	198	5	—	—	—	563	8.3
1957-58	69	—	1421	215	625	.344	140	205	.683	—	—	221	114	188	4	—	—	—	570	8.3
1958-59	72	—	1779	285	756	.377	149	206	.723	—	—	199	159	260	8	—	—	—	719	10.0
1959-60	69	—	1256	211	576	.366	109	155	.703	—	—	179	169	231	5	—	—	—	531	7.7
1960-61	52	—	667	118	342	.345	60	87	.690	—	—	105	93	137	5	—	—	—	296	5.7
1961-62	80	—	1925	336	847	.397	154	221	.697	—	—	281	263	232	5	—	—	—	826	10.3
1962-63	61	—	1159	202	476	.424	120	164	.732	—	—	134	170	165	2	—	—	—	524	8.6
1963-64	78	—	1437	257	684	.376	109	141	.773	—	—	147	149	248	6	—	—	—	623	8.0
1964-64	60	—	1116	175	486	.360	54	76	.711	—	—	95	140	178	10	—	—	—	404	6.7
1965-66	78	—	1312	214	560	.382	66	98	.673	—	—	134	134	232	4	—	—	—	494	6.3
TOTALS	687	—	13649	2212	5919	.374	1126	1592	.707	—	—	1722	1497	2069	54	—	—	—	5550	8.1

PLAYOFFS

	G	GS	MIN	FG	FGA	PCT	FT	FTA	PCT	OFF	DEF	TOT	A	PF	D	ST	TO	BS	PTS	AVG
1956-57	5	—	97	12	38	.316	8	12	.667	—	—	15	8	16	1	—	—	—	32	6.4
1957-58	2	—	37	4	12	.333	3	8	.375	—	—	7	2	4	0	—	—	—	11	5.5
1958-59	9	—	192	34	74	.459	14	22	.636	—	—	29	25	41	4	—	—	—	82	9.1
1959-60	2	—	18	0	8	.000	0	0	---	—	—	3	3	2	0	—	—	—	0	0.0
1960-61	7	—	90	17	46	.370	8	9	.889	—	—	7	5	20	1	—	—	—	42	6.0
1961-62	5	—	184	27	69	.391	17	20	.850	—	—	26	18	17	0	—	—	—	71	14.2
1962-63	5	—	77	15	34	.441	4	7	.571	—	—	8	2	17	0	—	—	—	34	6.8
1963-64	5	—	68	12	29	.414	3	4	.750	—	—	4	4	12	0	—	—	—	27	5.4
1964-65	11	—	308	45	118	.381	14	21	.667	—	—	16	30	45	2	—	—	—	104	9.5
1965-66	5	—	64	18	43	.419	9	12	.750	—	—	10	4	19	1	—	—	—	45	9.0
TOTALS	56	—	1135	184	471	.391	80	115	.696	—	—	125	101	193	9	—	—	—	448	8.0

BIBBY, HENRY

UCLA

#14

HT: 6-1

WT: 185

Birthdate: Nov. 24, 1949

Drafted: 1972, 4th round (57th pick) by New York

	G	GS	MIN	FG	FGA	PCT	FT	FTA	PCT	OFF	DEF	TOT	A	PF	D	ST	TO	BS	PTS	AVG
1976-77	81	80	2639	302	702	.430	221	282	.784	86	187	273	356	200	2	108	—	5	825	10.2
1977-78	82	82	2518	286	659	.434	171	219	.781	62	189	251	464	207	0	91	153	6	743	9.1
1978-79	82	38	2538	368	869	.423	266	335	.794	72	172	244	371	199	0	72	197	7	1002	12.2
1979-80	82	8	2035	251	626	.401	226	286	.790	65	143	208	307	161	0	62	147	6	739	9.0
TOTALS	327	208	9730	1207	2856	.423	884	1122	.788	285	691	976	1498	767	2	333	497	24	3309	10.1

3-PT. FG: 1979-80, 11-52 (.212), TOTALS, 11-52 (.212)

PLAYOFFS

	G	GS	MIN	FG	FGA	PCT	FT	FTA	PCT	OFF	DEF	TOT	A	PF	D	ST	TO	BS	PTS	AVG
1976-77	19	—	691	83	197	.421	45	59	.763	28	43	71	75	59	0	24	—	2	211	11.1
1977-78	10	—	289	33	82	.402	20	22	.909	9	21	30	48	25	0	12	22	0	86	8.6
1978-79	9	—	231	26	67	.388	20	30	.667	8	11	19	42	26	0	4	0	0	72	8.0
1979-80	18	—	400	45	124	.363	40	50	.800	15	29	44	52	35	0	7	27	0	135	7.5
TOTALS	56	—	1611	187	470	.398	125	161	.776	60	104	164	217	145	0	47	49	2	504	9.0

3-PT. FG: 1979-80, 5-13 (.385)

BLOCK, JOHN

USC

#34

HT: 6-9

WT: 210

Birthdate: Apr. 16, 1944

Drafted: 1966, 3rd round (27th pick) by LA Lakers

	G	GS	MIN	FG	FGA	PCT	FT	FTA	PCT	OFF	DEF	TOT	A	PF	D	ST	TO	BS	PTS	AVG
1972-73	48	48	1558	311	706	.441	236	302	.781	—	—	442	94	173	4	—	—	—	858	17.9

ALL-STAR GAME

	G	GS	MIN	FG	FGA	PCT	FT	FTA	PCT	OFF	DEF	TOT	A	PF	D	ST	TO	BS	PTS	AVG
1973	1	0	5	2	4	.500	0	0	---	—	—	2	0	1	0	—	—	—	4	4.0

BLOUNT, CORIE

Cincinnati

#40

HT: 6-9

WT: 242

Birthdate: Jan. 4, 1969

Drafted: 1993, 1st round (25th pick) by Chicago

	G	GS	MIN	FG	FGA	PCT	FT	FTA	PCT	OFF	DEF	TOT	A	PF	D	ST	TO	BS	PTS	AVG
2001-02	72	21	1426	115	251	.458	29	45	.644	149	219	368	44	176	1	49	52	26	259	3.6

3-PT. FG: 2001-02, 0-1 (.000)

PLAYOFFS

	G	GS	MIN	FG	FGA	PCT	FT	FTA	PCT	OFF	DEF	TOT	A	PF	D	ST	TO	BS	PTS	AVG
2001-02	5	0	88	2	8	.250	3	4	.750	10	4	14	2	9	0	2	4	2	7	1.4

ALL-TIME ROSTER

BOL, MANUTE

Bridgeport

#11

HT: 7-7

WT: 225

Birthdate: Oct. 16, 1962

Drafted: 1983, 5th round (97th overall) by San Diego

	G	GS	MIN	FG	FGA	PCT	FT	FTA	PCT	OFF	DEF	TOT	A	PF	D	ST	TO	BS	PTS	AVG
1990-91	82	6	1522	65	164	.396	24	41	.585	66	284	350	20	184	0	16	63	247	155	1.9
1991-92	71	2	1267	49	128	.383	12	26	.462	54	168	222	22	139	1	11	41	205	110	1.5
1992-93	58	23	855	52	127	.409	12	19	.632	44	149	193	18	87	0	14	50	119	126	2.2
1993-94	4	0	49	3	7	.429	0	0	---	2	4	6	0	8	0	2	0	9	6	1.5
TOTALS	215	31	3693	169	426	.397	48	86	.558	166	605	771	60	418	1	43	154	580	397	1.8

3-PT. FG: 1990-91, 1-14 (.071); 1991-92, 0-9 (.000); 1992-93, 10-32 (.313); TOTALS, 11-55 (.200)

PLAYOFFS

	G	GS	MIN	FG	FGA	PCT	FT	FTA	PCT	OFF	DEF	TOT	A	PF	D	ST	TO	BS	PTS	AVG
1990-91	8	0	109	9	18	.500	6	9	.667	4	15	19	1	14	0	1	5	12	24	3.

BOLDEN, JONAH

UCLA

#43

HT: 6-10

WT: 220

Birthdate: Jan. 2, 1996

Drafted: 2017, 2nd round (36th overall) by Philadelphia

	G	GS	MIN	FG	FGA	PCT	FT	FTA	PCT	OFF	DEF	TOT	A	PF	D	ST	TO	BS	PTS	AVG
2018-19:	44	10	639	80	162	.494	13	27	.481	47	118	165	40	99	1	17	36	39	207	4.7
TOTALS	44	10	639	80	162	.494	13	27	.481	47	118	165	40	99	1	17	36	39	207	4.7

3-PT. FG: 2018-19, 34-96 (.354)

PLAYOFFS

	G	GS	MIN	FG	FGA	PCT	FT	FTA	PCT	OFF	DEF	TOT	A	PF	D	ST	TO	BS	PTS	AVG
2018-19:	10	0	79	5	19	.263	2	4	.50	4	10	14	3	12	0	2	9	1	16	1.6
TOTALS	10	0	79	5	19	.263	2	4	.50	4	10	14	3	12	0	2	9	1	16	1.6

3-PT. FG: 2018-19, 4-16 (.250)

BOOKER, TREVOR

Clemson

#35

HT: 6-8

WT: 230

Birthdate: Nov. 25, 1987

Drafted: 2010, 1st round (23rd overall) by Minnesota

	G	GS	MIN	FG	FGA	PCT	FT	FTA	PCT	OFF	DEF	TOT	A	PF	D	ST	TO	BS	PTS	AVG
2017-18	33	0	494	61	109	.56	32	39	.821	47	75	122	27	50	1	16	20	11	156	4.7
3-PT. FG:	2017-18, 2-7 (.286)																			

BOOTH, CALVIN

Penn State

#52

HT: 6-11

WT: 250

Birthdate: May 7, 1976

Drafted: 1999, 2nd round (35th overall) by Washington

	G	GS	MIN	FG	FGA	PCT	FT	FTA	PCT	OFF	DEF	TOT	A	PF	D	ST	TO	BS	PTS	AVG
2007-08	31	0	204	9	27	.333	6	10	.600	6	32	38	8	35	0	6	4	18	24	0.8

BOWEN, BRUCE

Cal State Fullerton

#12

HT: 6-7

WT: 200

Birthdate: June 14, 1971

Drafted: Undrafted

	G	GS	MIN	FG	FGA	PCT	FT	FTA	PCT	OFF	DEF	TOT	A	PF	D	ST	TO	BS	PTS	AVG
1999-00	42	0	311	26	73	.356	6	12	.500	14	22	36	16	37	0	9	5	5	59	1.4
3-PT. FG:	1999-00, 1-2 (.500)																			

BOWMAN, IRA

Pennsylvania

#11

HT: 6-5

WT: 195

Birthdate: June 11, 1973

Drafted: Undrafted

	G	GS	MIN	FG	FGA	PCT	FT	FTA	PCT	OFF	DEF	TOT	A	PF	D	ST	TO	BS	PTS	AVG
1999-00	11	0	20	2	2	1.000	1	2	.500	0	2	2	1	0	0	1	1	0	5	0.5
2001-02	3	0	29	5	7	.714	0	0	---	0	1	1	1	0	0	2	0	0	10	3.3
TOTALS	14	0	49	7	9	.778	1	2	.500	0	3	3	2	3	0	3	1	0	15	1.1

3-PT. FG: 2001-02, 0-1 (.000)

PLAYOFFS

	G	GS	MIN	FG	FGA	PCT	FT	FTA	PCT	OFF	DEF	TOT	A	PF	D	ST	TO	BS	PTS	AVG
1999-00	7	0	11	0	2	.000	0	1	---	0	0	0	2	0	0	0	—	0	0	0.0
3-PT. FG:	1999-00, 0-1 (.000)																			

BOYD, FRED

Oregon State

#11

HT: 6-2

WT: 180

Birthdate: June 13, 1950

Drafted: 1972, 1st round (5th pick) by 76ers

	G	GS	MIN	FG	FGA	PCT	FT	FTA	PCT	OFF	DEF	TOT	A	PF	D	ST	TO	BS	PTS	AVG
1972-73	82	49	2351	362	923	.392	136	200	.680	—	—	210	301	184	1	—	—	—	860	10.5
1973-74	75	26	1818	286	712	.402	141	195	.723	16	77	93	249	173	1	60	—	9	713	9.5
1974-75	66	13	1362	205	495	.414	55	115	.478	16	73	89	161	134	0	43	—	4	465	7.0
1975-76	6	0	33	2	6	.333	1	2	.500	0	2	2	2	5	0	—	1	0	5	0.8
TOTALS	229	89	5564	855	2136	.400	333	512	.650	32	152	394	713	496	2	—	104	13	2043	8.9

BRACKINS, CRAIG

Iowa State

#33

HT: 6-10

WT: 230

Birthdate: Oct. 9, 1987

Drafted: 2010, 1st round (21st overall) by Oklahoma City

	G	GS	MIN	FG	FGA	PCT	FT	FTA	PCT	OFF	DEF	TOT	A	PF	D	ST	TO	BS	PTS	AVG
2010-11	3	0	33	4	16	.250	0	0	---	2	2	4	1	3	0	1	0	0	8	2.7
2011-12	14	1	88	9	33	.273	1	2	.500	5	10	15	8	6	0	6	4	1	22	1.6
TOTALS	17	1	121	13	49	.265	1	2	.500	7	12	19	9	9	0	7	4	1	30	1.8

3-PT. FG: 2010-11, 0-5 (.000); 2011-12, 3-9 (.333); TOTALS 3-14 (.214)



PLAYOFFS

	G	GS	MIN	FG	FGA	PCT	FT	FTA	PCT	OFF	DEF	TOT	A	PF	D	ST	TO	BS	PTS	AVG	
2010-11																					
2011-12																					

DNP - COACH'S DECISION
DNP - COACH'S DECISION

BRADLEY, MICHAEL			Villanova			#31			HT: 6-10			WT: 245								
			Birthdate: April 18, 1979			Drafted: 2001, 1st round (17th pick) by Toronto														
G	GS	MIN	FG	FGA	PCT	FT	FTA	PCT	OFF	DEF	TOT	A	PF	D	ST	TO	BS	PTS	AVG	
2004-05	2	0	16	4	5	.800	1	2	.500	0	3	3	1	0	0	0	1	0	9	4.5
2005-06	46	1	367	32	79	.405	2	3	.667	40	67	107	17	39	0	5	19	7	67	1.5
TOTALS	48	1	383	36	84	.429	3	5	.600	40	70	110	18	39	0	5	20	7	76	1.6

3PT FG: 2004-05, 0-1 (.000); 2005-06, 1-5 (.200); TOTALS, 1-6 (.167)

BRADLEY, SHAWN			Brigham Young			#76			HT: 7-6			WT: 248								
			Birthdate: March 22, 1972			Drafted: 1993, 1st round (2nd round) by 76ers														
G	GS	MIN	FG	FGA	PCT	FT	FTA	PCT	OFF	DEF	TOT	A	PF	D	ST	TO	BS	PTS	AVG	
1993-94	49	45	1385	201	491	.409	102	168	.607	98	208	306	98	170	3	45	148	147	504	10.3
1994-95	82	59	2365	315	693	.455	148	232	.638	243	416	659	53	338	18	54	142	274	778	9.5
1995-96	12	11	334	43	97	.443	19	25	.760	34	72	106	8	42	0	8	31	38	105	8.8
TOTALS	143	115	4084	559	1281	.436	269	425	.633	375	696	1071	159	550	21	107	321	459	1387	9.7

3-PT FG: 1993-94, 0-3 (.000); 1994-95, 0-3 (.000); TOTALS, 0-6 (.000)

BRADTKE, MARK			Redcliffe H.S., Australia			#50			HT: 6-10			WT: 265								
			Birthdate: Sept. 27, 1968			Drafted: Undrafted														
G	GS	MIN	FG	FGA	PCT	FT	FTA	PCT	OFF	DEF	TOT	A	PF	D	ST	TO	BS	PTS	AVG	
1996-97	36	0	251	25	58	.431	9	13	.692	26	42	68	7	34	0	5	9	5	59	1.6

BRAND, ELTON			Duke			#42			HT: 6-9			WT: 254								
			Birthdate: March 11, 1979			Drafted: 1999, 1st round (1st overall) by Chicago														
G	GS	MIN	FG	FGA	PCT	FT	FTA	PCT	OFF	DEF	TOT	A	PF	D	ST	TO	BS	PTS	AVG	
2008-09	29	23	920	163	365	.447	73	108	.676	77	177	254	37	78	1	17	68	45	399	13.8
2009-10	76	57	2297	412	858	.480	172	233	.738	179	282	461	109	232	1	82	131	80	996	13.1
2010-11	81	81	2809	502	981	.512	213	273	.780	237	439	676	120	244	3	92	101	106	1217	15.0
2011-12	60	60	1732	287	581	.494	85	116	.733	145	284	429	97	176	1	58	65	97	659	11.0
2015-16	17	1	225	31	72	.431	8	9	.889	9	54	63	18	32	0	9	11	8	70	4.1
TOTALS	263	222	7983	1395	2857	.488	551	739	.746	647	1236	1883	381	762	6	258	376	336	3341	12.7

3-PT FG: 2009-10, 0-1 (.000); 2010-11, 0-1 (.000); 2011-12 0-1 (.000); 2015-16 0-1 (0-1) TOTALS, 0-4 (.000)

PLAYOFFS

	G	GS	MIN	FG	FGA	PCT	FT	FTA	PCT	OFF	DEF	TOT	A	PF	D	ST	TO	BS	PTS	AVG
2008-09																				
2010-11	5	5	185	34	62	.548	10	13	.769	12	30	42	3	21	1	2	4	6	78	15.6
2011-12	13	13	356	46	99	.465	20	32	.625	22	41	63	7	36	1	11	7	20	112	8.6
TOTALS	18	18	541	80	161	.497	30	45	.667	34	71	105	10	57	2	13	11	26	190	10.6

INACTIVE - RIGHT SHOULDER INJURY

BREWER, COREY			Florida			#00			HT: 6-9			WT: 186								
			Birthdate: March 5, 1986			Drafted: 2007, 1st round (7th overall) by Minnesota														
G	GS	MIN	FG	FGA	PCT	FT	FTA	PCT	OFF	DEF	TOT	A	PF	D	ST	TO	BS	PTS	AVG	
2018-19	7	3	140	20	49	.408	9	13	.692	4	13	17	10	16	0	12	8	2	53	7.6
TOTALS	7	3	140	20	49	.408	9	13	.692	4	13	17	10	16	0	12	8	2	53	7.6

3-PT FG: 2018-19, 4-14 (.286)

BRANSON, JESSE			Elon			#22			HT: 6-7			WT: 200								
			Birthdate: Jan. 7, 1942			Drafted: 1965, 2nd round (9th overall) by 76ers														
G	GS	MIN	FG	FGA	PCT	FT	FTA	PCT	OFF	DEF	TOT	A	PF	D	ST	TO	BS	PTS	AVG	
1965-66	5	—	14	1	6	.167	3	4	.750	—	—	9	1	4	0	—	—	—	5	1.0

BRASCO, JAMES			New York U.			#1			HT: 6-1			WT: 170								
			Birthdate: Feb. 3, 1931			Drafted: 1952, by Syracuse														
G	GS	MIN	FG	FGA	PCT	FT	FTA	PCT	OFF	DEF	TOT	A	PF	D	ST	TO	BS	PTS	AVG	
1952-53	10		111	11	48	.229	11	14	.786	—	—	15	12	18	1	—	—	—	33	3.3

BREZEC, PRIMOZ			Slovenia			#7			HT: 7-1			WT: 255								
			Birthdate: Oct. 2, 1979			Drafted: 2000, 1st round (27th overall) by Indiana														
G	GS	MIN	FG	FGA	PCT	FT	FTA	PCT	OFF	DEF	TOT	A	PF	D	ST	TO	BS	PTS	AVG	
2009-10	7	0	36	2	13	.154	1	2	.500	6	6	12	0	9	0	1	0	1	5	0.7

BRIDGES, BILL			Kansas			#23			HT: 6-4 1/2			WT: 230								
			Birthdate: Apr. 4, 1939			Drafted: 1961, 3rd round (32nd overall) by Chicago														
G	GS	MIN	FG	FGA	PCT	FT	FTA	PCT	OFF	DEF	TOT	A	PF	D	ST	TO	BS	PTS	AVG	
1971-72	64	62	2210	328	645	.509	191	272	.702	—	—	861	158	219	5	—	—	—	847	13.2

ALL-TIME ROSTER

BRISTOW, ALLAN			Virginia Tech			#44			HT: 6-7			WT: 220								
			Birthdate: Aug. 23, 1951			Drafted: 1973, 2nd round (21st overall) by 76ers														
	G	GS	MIN	FG	FGA	PCT	FT	FTA	PCT	OFF	DEF	TOT	A	PF	D	ST	TO	BS	PTS	AVG
1973-74	55	0	643	108	270	.400	42	57	.737	68	99	167	92	68	1	29	—	1	258	4.7
1974-75	72	3	1101	163	393	.415	121	153	.791	111	143	254	99	101	0	25	—	2	447	6.2
TOTALS	127	3	1744	271	663	.409	163	210	.776	179	242	421	191	169	1	54	—	3	705	5.6

BROOKS, SCOTT			Cal-Irvine			#1			HT: 5-11			WT: 165								
			Birthdate: July 31, 1965			Drafted: Undrafted														
	G	GS	MIN	FG	FGA	PCT	FT	FTA	PCT	OFF	DEF	TOT	A	PF	D	ST	TO	BS	PTS	AVG
1988-89	82	6	1372	156	371	.420	61	69	.884	19	75	94	306	116	0	69	65	3	428	5.2
1989-90	72	1	975	119	276	.431	50	57	.877	15	49	64	207	105	0	47	38	0	319	4.4
TOTALS	154	7	2347	275	647	.425	111	126	.881	34	124	158	513	221	0	116	103	3	747	4.9

3-PT. FG: 1988-89, 55-123 (.359); 1989-90, 31-79 (.392); TOTALS, 86-232 (.371)

PLAYOFFS																				
	G	GS	MIN	FG	FGA	PCT	FT	FTA	PCT	OFF	DEF	TOT	A	PF	D	ST	TO	BS	PTS	AVG
1988-89	3	0	21	1	6	.167	2	2	1.000	0	4	4	5	4	0	0	1	0	5	1.7
1989-90	9	0	99	6	19	.316	6	9	.667	2	6	8	16	13	0	3	7	0	21	2.3
TOTALS	12	0	120	7	25	.280	8	11	.727	2	10	12	21	17	0	3	8	0	26	2.2

3-PT. FG: 1988-89, 1-2 (.500); 1989-90, 3-7 (.429); TOTALS, 4-9 (.444)

BROWN, DAMONE			Syracuse			#31			HT: 6-8			WT: 202								
			Birthdate: June 28, 1979			Drafted: 2001, 2nd round (37th overall) by 76ers														
	G	GS	MIN	FG	FGA	PCT	FT	FTA	PCT	OFF	DEF	TOT	A	PF	D	ST	TO	BS	PTS	AVG
2001-02	17	0	67	8	21	.381	7	8	.875	2	2	4	2	11	0	1	9	1	23	1.4

3-PT FG: 2001-02, 0-1 (.000)

BROWN, KEDRICK			Okaaloosa-Walton CC (Fla.)			#5			HT: 6-7			WT: 222								
			Birthdate: March 18, 1981			Drafted: 2001, 1st round (11th overall)														
	G	GS	MIN	FG	FGA	PCT	FT	FTA	PCT	OFF	DEF	TOT	A	PF	D	ST	TO	BS	PTS	AVG
2004-05	8	0	55	2	6	.333	8	10	.800	1	10	11	4	4	0	3	5	1	12	1.5

3-PT FG: 2004-05, 0-3 (.000)

BROWN, KWAME			Glynn Academy HS (Ga.)			#54			HT: 6-11			WT: 290								
			Birthdate: March, 10, 1982			Drafted: 2001, 1st round (1st overall)														
	G	GS	MIN	FG	FGA	PCT	FT	FTA	PCT	OFF	DEF	TOT	A	PF	D	ST	TO	BS	PTS	AVG
2012-13	22	11	269	17	37	.459	7	19	.368	23	51	74	9	37	0	6	8	10	41	1.9
2013-14	INACTIVE - RIGHT HAMSTRING STRAIN																			

BROWN, LORENZO			North Carolina State			#7			HT: 6-5			WT: 189								
			Birthdate: Aug. 26, 1990			Drafted: 2013, 2nd round (52 overall) by Minnesota														
	G	GS	MIN	FG	FGA	PCT	FT	FTA	PCT	OFF	DEF	TOT	A	PF	D	ST	TO	BS	PTS	AVG
2013-14	26	0	224	26	86	.302	9	13	.692	8	20	28	41	19	0	13	16	3	64	2.5

3-PT. FG: 2013-14, 3-30 (.100)

BROWN, MIKE			George Washington			#40			HT: 6-10			WT: 260								
			Birthdate: July 19, 1963			Drafted: 1985, 3rd round (69th overall) by Chicago														
	G	GS	MIN	FG	FGA	PCT	FT	FTA	PCT	OFF	DEF	TOT	A	PF	D	ST	TO	BS	PTS	AVG
1995-96	9	1	162	9	16	.563	8	17	.471	14	23	37	3	24	1	3	6	2	26	2.9

BRYANT, JOE			La Salle			#23			HT: 6-9 1/2			WT: 200								
			Birthdate: Oct. 19, 1954			Drafted: 1975, 1st round (14th overall) by Golden State														
	G	GS	MIN	FG	FGA	PCT	FT	FTA	PCT	OFF	DEF	TOT	A	PF	D	ST	TO	BS	PTS	AVG
1975-76	75	3	1203	233	552	.422	92	147	.626	97	181	278	61	165	0	44	—	23	558	7.4
1976-77	61	0	612	107	240	.446	53	70	.757	45	72	117	48	84	1	36	—	13	267	4.4
1977-78	81	0	1236	190	436	.436	111	144	.771	103	177	280	129	185	1	56	115	24	491	6.1
1978-79	70	0	1064	205	478	.429	123	170	.724	96	163	259	103	171	1	49	114	9	533	7.6
TOTALS	287	3	4115	735	1706	.431	379	531	.714	341	593	934	341	605	3	185	229	69	1849	6.4

PLAYOFFS																				
	G	GS	MIN	FG	FGA	PCT	FT	FTA	PCT	OFF	DEF	TOT	A	PF	D	ST	TO	BS	PTS	AVG
1975-76	3	—	43	9	12	.750	5	7	.714	3	10	13	1	11	1	1	—	1	23	7.7
1976-77	10	—	74	12	31	.387	5	8	.625	2	13	15	7	13	0	6	—	2	29	2.9
1977-78	10	—	122	21	47	.447	8	11	.727	7	18	25	9	22	0	6	5	1	50	5.0
1978-79	7	—	35	10	26	.385	1	2	.500	0	1	1	4	8	0	1	2	0	21	3.0
TOTALS	30	—	274	52	116	.448	19	28	.679	12	42	54	21	54	1	14	7	4	123	4.1

BRYANT, MARK			Seton Hall			#9			HT: 6-9			WT: 250								
			Birthdate: Apr. 25, 1965			Drafted: 1988, 1st round (21st overall) by San Antonio														
	G	GS	MIN	FG	FGA	PCT	FT	FTA	PCT	OFF	DEF	TOT	A	PF	D	ST	TO	BS	PTS	AVG
2002-03	11	0	77	5	17	.294	2	2	1.000	7	9	16	1	12	0	1	5	1	12	1.1

**BUCKNER, GREG****Clemson****#21****HT: 6-4****WT: 210****Birthdate: Sept. 16, 1976****Drafted: 1998, 2nd round (53rd overall) by Dallas**

	G	GS	MIN	FG	FGA	PCT	FT	FTA	PCT	OFF	DEF	TOT	A	PF	D	ST	TO	BS	PTS	AVG
2002-03	75	5	1514	185	398	.465	65	81	.802	72	144	216	96	203	0	72	62	16	450	6.0
2003-04	53	3	703	66	175	.377	20	27	.741	28	75	103	45	77	0	21	34	4	164	3.1
TOTALS	128	8	2217	251	573	.438	85	108	.787	100	219	319	141	280	0	93	96	20	614	4.8

3-PT. FG: 2002-03, 15-55 (.273); 2003-04, 12-44 (.273); TOTALS, 27-99 (.273)

PLAYOFFS

	G	GS	MIN	FG	FGA	PCT	FT	FTA	PCT	OFF	DEF	TOT	A	PF	D	ST	TO	BS	PTS	AVG
2002-03	10	0	112	10	31	.323	4	4	1.000	3	14	17	3	18	0	1	3	2	26	2.6

3-PT. FG: 2002-03, 2-9 (.222)

BUFORD, RODNEY**Creighton****#23****HT: 6-5****WT: 189****Birthdate: Nov. 2, 1977****Drafted: 1999, 2nd round (53rd overall) by Miami**

	G	GS	MIN	FG	FGA	PCT	FT	FTA	PCT	OFF	DEF	TOT	A	PF	D	ST	TO	BS	PTS	AVG
2000-01	47	0	573	104	241	.432	24	29	.828	16	58	74	17	68	0	17	29	6	248	5.3

3-PT. FG: 2000-01, 16-38 (.421)

PLAYOFFS

	G	GS	MIN	FG	FGA	PCT	FT	FTA	PCT	OFF	DEF	TOT	A	PF	D	ST	TO	BS	PTS	AVG
2000-01	15	0	72	8	24	.333	2	2	1.000	5	7	12	3	15	0	4	4	1	21	1.4

3-PT. FG: 2000-01, 3-6 (.500)

BURTON, WILLIE**Minnesota****#9****HT: 6-8****WT: 219****Birthdate: May 26, 1968****Drafted: 1990, 1st round (9th overall) by Miami**

	G	GS	MIN	FG	FGA	PCT	FT	FTA	PCT	OFF	DEF	TOT	A	PF	D	ST	TO	BS	PTS	AVG
1994-95	53	31	1564	243	606	.401	220	267	.824	49	115	164	96	167	3	32	122	19	812	15.3

3-PT. FG: 1994-95, 106-275 (.385)

BUTLER, JIMMY**Marquette****#23****HT: 6-8****WT: 232****Birthdate: Sept. 14, 1989****Drafted: 2011, 1st round (30th overall) by Chicago**

	G	GS	MIN	FG	FGA	PCT	FT	FTA	PCT	OFF	DEF	TOT	A	PF	D	ST	TO	BS	PTS	AVG
2018-19	55	55	1824	344	747	.461	264	304	.868	105	185	290	220	93	0	99	81	29	1002	18.2
TOTALS	55	55	1824	344	747	.461	264	304	.868	105	185	290	220	93	0	99	81	29	1002	18.2

3-PT. FG: 2018-19, 50-148 (.338)

PLAYOFFS

	G	GS	MIN	FG	FGA	PCT	FT	FTA	PCT	OFF	DEF	TOT	A	PF	D	ST	TO	BS	PTS	AVG
2018-19	12	12	421	79	175	.451	63	72	.875	22	51	73	62	20	0	17	22	7	233	19.4
TOTALS	12	12	421	79	175	.451	63	72	.875	22	51	73	62	20	0	17	22	7	233	19.4

3-PT. FG: 2018-19, 12-45 (.267)

BYNUM, ANDREW**St. Joseph HS (NJ)****#33****HT: 7-0****WT: 285****Birthdate: October 27, 1987****Drafted: 2005, 1st round (10th overall) by L.A. Lakers**

	G	GS	MIN	FG	FGA	PCT	FT	FTA	PCT	OFF	DEF	TOT	A	PF	D	ST	TO	BS	PTS	AVG
2012-13																				

INACTIVE - BILATERAL BONE BRUISES/BILATERAL ARTHROSCOPIC KNEE SURGERY

CABLE, BARNEY**Bradley****#23****HT: 6-7****WT: 200****Birthdate: July 29, 1935****Drafted: 1958, 2nd round (11th overall) by Detroit**

	G	GS	MIN	FG	FGA	PCT	FT	FTA	PCT	OFF	DEF	TOT	A	PF	D	ST	TO	BS	PTS	AVG
1959-60*	57	—	715	109	290	.376	44	67	.657	—	—	225	39	93	1	—	—	—	262	4.6
1960-61	75	—	1642	266	574	.463	73	108	.676	—	—	469	85	246	1	—	—	—	605	8.1
TOTALS	132	—	2357	375	864	.434	117	175	.669	—	—	694	124	339	2	—	—	—	867	6.6

PLAYOFFS

	G	GS	MIN	FG	FGA	PCT	FT	FTA	PCT	OFF	DEF	TOT	A	PF	D	ST	TO	BS	PTS	AVG
1959-60	3	—	63	5	14	.357	4	8	.500	—	—	28	1	12	0	—	—	—	14	4.7
1960-61	8	—	185	26	65	.400	10	17	.588	—	—	61	7	29	1	—	—	—	62	7.8
TOTALS	11	—	248	31	79	.392	14	25	.560	—	—	89	8	41	1	—	—	—	76	6.9

CAGE, MICHAEL**San Diego State****#4****HT: 6-9****WT: 248****Birthdate: Jan. 28, 1962****Drafted: 1984, 1st round (14th pick) by LA Clippers**

	G	GS	MIN	FG	FGA	PCT	FT	FTA	PCT	OFF	DEF	TOT	A	PF	D	ST	TO	BS	PTS	AVG
1996-97	82	24	1247	66	141	.468	19	41	.463	112	208	320	43	118	0	48	17	42	151	1.8

CALABRESE, GERRY**St. John's (N.Y.)****#4****HT: 6-1****WT: 175****Birthdate: Feb. 4, 1925****Drafted: 1950, by Syracuse**

	G	GS	MIN	FG	FGA	PCT	FT	FTA	PCT	OFF	DEF	TOT	A	PF	D	ST	TO	BS	PTS	AVG
1950-51	46	—	70	197	.355	61	88	.693	—	—	65	65	80	0	—	—	—	—	201	4.4
1951-52	58	—	937	109	317	.344	73	103	.709	—	—	84	83	107	0	—	—	—	291	5.0
TOTALS	104	—	937	179	514	.348	134	191	.702	—	—	149	148	187	0	—	—	—	492	4.7

ALL-TIME ROSTER

PLAYOFFS

	G	GS	MIN	FG	FGA	PCT	FT	FTA	PCT	OFF	DEF	TOT	A	PF	D	ST	TO	BS	PTS	AVG
1951-52	6	—	53	10	24	.417	4	4	1.000	—	—	8	4	18	0	—	—	—	24	4.0

CALDWELL, ADRIAN

Lamar

#45

HT: 6-9

WT: 265

Birthdate: July 4, 1966

Drafted: Undrafted

	G	GS	MIN	FG	FGA	PCT	FT	FTA	PCT	OFF	DEF	TOT	A	PF	D	ST	TO	BS	PTS	AVG
1996-97	27	0	365	30	57	.526	33	33	.364	38	73	111	7	60	1	8	16	7	72	2.7

CANAAN, ISAIAH

Murray State

#0

HT: 6-0

WT: 188

Birthdate: 5/21/91

Drafted: 2013, 2nd round (34th overall) by Houston

	G	GS	MIN	FG	FGA	PCT	FT	FTA	PCT	OFF	DEF	TOT	A	PF	D	ST	TO	BS	PTS	AVG
2014-15	22	12	569	93	247	.377	33	39	.846	7	47	54	69	55	0	15	39	3	278	12.6
2015-16	77	39	1966	260	722	.360	150	180	.833	20	154	174	137	133	0	56	91	12	846	11.0
TOTALS	99	51	2535	353	969	.364	183	219	.836	27	201	228	206	188	0	71	130	15	1124	11.4

3-PT. FG: 2014-15, 59-162 (.364); 2015-16, 176-485 (.363); Totals, 235-647 (.363)

CANNON, LARRY

La Salle

#14

HT: 6-41/2

WT: 195

Birthdate: Apr. 12, 1947

Drafted: 1969, 1st round (5th overall) by Chicago

	G	GS	MIN	FG	FGA	PCT	FT	FTA	PCT	OFF	DEF	TOT	A	PF	D	ST	TO	BS	PTS	AVG
1973-74	19	0	335	49	127	.386	19	28	.679	16	20	36	52	48	0	7	—	4	117	6.2

CARNEY, RODNEY

Memphis

#25

HT: 6-7

WT: 205

Birthdate: April 15, 1984

Drafted: 2006 1st round (16th overall) by Chicago

	G	GS	MIN	FG	FGA	PCT	FT	FTA	PCT	OFF	DEF	TOT	A	PF	D	ST	TO	BS	PTS	AVG
2006-07	67	35	1169	182	392	.464	53	87	.609	39	89	128	26	118	0	38	43	23	442	6.6
2007-08	70	6	1039	158	392	.403	55	81	.679	50	99	149	32	96	0	39	34	23	409	5.8
2009-10	68	0	857	113	282	.401	52	63	.825	26	111	137	37	79	0	25	21	20	319	4.7
TOTALS	205	41	3065	453	1066	.425	160	231	.692	115	299	414	95	293	0	102	98	86	1170	5.7

3-PT. FG: 2006-07, 25-72 (.347); 2007-08, 38-120 (.317); 2009-10, 41-135 (.304); TOTALS, 104-327 (.318)

CARTER, CLARENCE (BUTCH) Indiana

#12

HT: 6-5

WT: 180

Birthdate: June 11, 1958

Drafted: 1980, 2nd round (37th overall) by LA Lakers

	G	GS	MIN	FG	FGA	PCT	FT	FTA	PCT	OFF	DEF	TOT	A	PF	D	ST	TO	BS	PTS	AVG
1985-86	4	0	36	5	16	.313	5	6	.833	0	1	1	1	8	0	0	1	0	15	3.8

CARTER-WILLIAMS, MICHAEL Syracuse

#1

HT: 6-6

WT: 185

Birthdate: Oct. 10, 1991

Drafted: 2013, 1st round (11th overall) by Philadelphia

	G	GS	MIN	FG	FGA	PCT	FT	FTA	PCT	OFF	DEF	TOT	A	PF	D	ST	TO	BS	PTS	AVG
2013-14	70	70	2414	427	1054	.405	258	367	.703	101	336	437	441	213	2	130	247	43	1167	16.7
2014-15	41	38	1391	232	611	.380	117	182	.643	43	211	254	302	103	1	60	174	18	613	15.0
TOTALS	111	108	3805	659	1665	.396	375	549	.683	144	547	691	743	316	3	190	421	61	1780	16.0

3-PT. FG: 2013-14, 55-208 (.264); 2014-15, 32-125 (.256); Totals, 91-361 (.252)

CARTER, FRED

Mt. St. Mary's

#3

HT: 6-3

WT: 185

Birthdate: Feb. 14, 1945

Drafted: 1969, 3rd round (43rd overall) by Baltimore

	G	GS	MIN	FG	FGA	PCT	FT	FTA	PCT	OFF	DEF	TOT	A	PF	D	ST	TO	BS	PTS	AVG
1971-72	77	49	2147	440	991	.444	179	284	.630	—	—	307	199	235	4	—	—	—	1059	13.8
1972-73	81	75	2993	679	1614	.421	259	368	.704	—	—	485	349	252	8	—	—	—	1617	20.0
1973-74	78	78	3044	706	1641	.430	254	358	.709	82	289	371	443	276	4	113	—	23	1666	21.4
1974-75	77	75	3046	715	1598	.447	256	347	.738	73	267	340	336	257	5	82	—	20	1686	21.9
1975-76	82	81	2992	665	1594	.417	219	312	.702	113	186	299	372	286	5	137	—	13	1549	18.9
1976-77	14	0	237	43	101	.426	10	19	.526	10	14	24	21	29	0	11	—	2	96	6.9
TOTALS	409	358	14459	3248	7539	.431	1177	1688	.697	278	756	1720	1335	26	343	—	58	—	7673	18.8

PLAYOFFS

	G	GS	MIN	FG	FGA	PCT	FT	FTA	PCT	OFF	DEF	TOT	A	PF	D	ST	TO	BS	PTS	AVG
1975-76	3	0	125	29	67	.433	26	30	.867	4	6	10	15	12	0	4	—	1	84	28.0

CATCHINGS, HARVEY

Hardin Simmons

#42

HT: 6-10

WT: 220

Birthdate: Sept. 2, 1951

Drafted: 1974, 3rd round (42nd overall) by 76ers

	G	GS	MIN	FG	FGA	PCT	FT	FTA	PCT	OFF	DEF	TOT	A	PF	D	ST	TO	BS	PTS	AVG
1974-75	37	0	528	41	74	.554	16	25	.640	49	104	153	21	82	1	10	—	60	98	2.6
1975-76	75	68	1731	103	242	.426	58	96	.604	191	329	520	63	262	6	21	—	164	264	3.5
1976-77	53	25	864	62	123	.504	33	47	.702	64	170	234	30	130	1	23	—	78	157	3.0
1977-78	61	2	748	70	178	.393	34	55	.618	105	145	250	34	124	1	20	44	67	174	2.9
1978-79	25	4	289	28	68	.412	13	17	.765	30	68	98	18	42	1	8	37	35	69	2.8
TOTALS	251	99	4160	304	685	.444	154	240	.642	439	816	1255	166	640	10	82	81	404	762	3.0

PLAYOFFS

	G	GS	MIN	FG	FGA	PCT	FT	FTA	PCT	OFF	DEF	TOT	A	PF	D	ST	TO	BS	PTS	AVG
1975-76	3	—	87	8	13	.615	1	3	.333	12	16	28	6	11	0	0	—	9	17	5.7
1976-77	8	—	54	9	25	.360	4	5	.800	1	3	4	9	14	0	3	—	4	4	0.5



1977-78	7	—	26	3	8	.375	3	4	.750	3	6	9	0	4	0	1	3	0	9	1.3
TOTALS	18	—	167	20	46	.435	8	12	.667	16	25	41	0	29	0	4	3	13	30	1.7

CATLEDGE, TERRY

South Alabama

#23

HT: 6-8

WT: 230

Birthdate: Aug. 22, 1963

Drafted: 1985, 1st round (21st overall) by 76ers

G	GS	MIN	FG	FGA	PCT	FT	FTA	PCT	OFF	DEF	TOT	A	PF	D	ST	TO	BS	PTS	AVG	
1985-86	64	7	1092	202	431	.469	90	139	.647	107	165	272	21	127	0	31	69	8	494	7.7
3-PT. FG: 1985-86, 0-4 (.000)																				

PLAYOFFS

G	GS	MIN	FG	FGA	PCT	FT	FTA	PCT	OFF	DEF	TOT	A	PF	D	ST	TO	BS	PTS	AVG	
1985-86	11	—	293	46	117	.393	22	38	.579	37	38	75	5	34	0	6	14	8	114	10.4

CERVI, AL

None

#13

HT: 5-11

WT: 185

Birthdate: Feb. 12, 1917

Drafted: N/A

G	GS	MIN	FG	FGA	PCT	FT	FTA	PCT	OFF	DEF	TOT	A	PF	D	ST	TO	BS	PTS	AVG	
1949-50	56	—	—	143	431	.332	287	346	.829	—	—	—	264	223	—	—	—	—	573	10.2
1950-51	53	—	—	132	346	.382	194	237	.819	—	—	152	208	180	9	—	—	—	458	8.6
1951-52	55	—	850	99	280	.354	219	248	.883	—	—	87	148	176	7	—	—	—	417	7.6
1952-53	38	—	301	31	71	.437	81	100	.810	—	—	22	28	90	2	—	—	—	143	3.8
TOTALS	202	—	1151	405	1128	.359	781	931	.839	—	—	261	648	669	18	—	—	—	1591	7.9

PLAYOFFS

G	GS	MIN	FG	FGA	PCT	FT	FTA	PCT	OFF	DEF	TOT	A	PF	D	ST	TO	BS	PTS	AVG	
1949-50	11	—	—	23	68	.338	38	46	.826	—	—	—	52	36	—	—	—	—	84	7.6
1950-51	7	—	—	17	56	.304	44	50	.880	—	—	33	38	31	1	—	—	—	78	11.1
1951-52	7	—	88	7	30	.233	22	23	.957	—	—	10	15	23	1	—	—	—	36	5.1
1952-53	2	—	28	3	5	.600	12	15	.800	—	—	0	1	12	1	—	—	—	18	9.0
TOTALS	27	—	116	50	159	.314	116	134	.866	—	—	43	106	102	3	—	—	—	216	8.0

CHAMBERLAIN, WILT

Kansas

#13

HT: 7-1

WT: 275

Birthdate: Aug. 21, 1936

Drafted: 1959, 1st round (1st overall) by Philadelphia

G	GS	MIN	FG	FGA	PCT	FT	FTA	PCT	OFF	DEF	TOT	A	PF	D	ST	TO	BS	PTS	AVG	
1964-65	35	—	1558	427	808	.528	200	380	.526	—	—	780	133	70	0	—	—	—	1054	30.1
1965-66	79	—	3737	1074	1990	.540	501	976	.513	—	—	1943	414	171	0	—	—	—	2649	33.5
1966-67	81	—	3682	785	1150	.683	386	875	.441	—	—	1957	630	143	0	—	—	—	1956	24.1
1967-68	82	—	3836	819	1377	.595	354	932	.380	—	—	1952	702	160	0	—	—	—	1992	24.3
TOTALS	277	—	12813	3105	5325	.583	1441	3163	.456	—	—	5632	1879	544	0	—	—	—	7651	27.6

PLAYOFFS

G	GS	MIN	FG	FGA	PCT	FT	FTA	PCT	OFF	DEF	TOT	A	PF	D	ST	TO	BS	PTS	AVG	
1964-65	11	—	536	123	232	.530	76	136	.559	—	—	299	48	29	0	—	—	—	322	29.3
1965-66	5	—	240	56	110	.509	28	68	.412	—	—	151	15	10	0	—	—	—	140	28.0
1966-67	15	—	718	132	228	.579	62	160	.388	—	—	437	135	37	0	—	—	—	326	21.7
1967-68	13	—	631	124	232	.534	60	158	.380	—	—	321	85	29	0	—	—	—	308	23.7
TOTALS	44	—	2125	435	802	.542	226	522	.433	—	—	1208	283	105	0	—	—	—	1096	24.9

ALL-STAR GAME

G	GS	MIN	FG	FGA	PCT	FT	FTA	PCT	OFF	DEF	R	A	PF	D	ST	TO	BS	PTS	AVG	
1966	1	1	25	8	11	.727	5	9	.556	—	—	9	3	2	0	—	—	—	21	—
1967	1	1	39	6	7	.857	2	5	.400	—	—	22	4	1	0	—	—	—	14	—
1968	1	1	25	3	4	.750	1	4	.250	—	—	7	6	2	0	—	—	—	7	—
TOTALS	3	3	89	17	22	.773	8	18	.444	—	—	38	13	5	0	—	—	—	42	14.0

CHAMBERS, TOM

Utah

#25

HT: 6-10

WT: 230

Birthdate: June 21, 1959

Drafted: 1981, 1st round (8th overall) by San Diego

G	GS	MIN	FG	FGA	PCT	FT	FTA	PCT	OFF	DEF	TOT	A	PF	D	ST	TO	BS	PTS	AVG	
1997-98	1	0	10	2	2	1.000	2	2	.100	0	2	2	0	2	0	2	1	0	6	6.0

CHANDLER, WILSON

DePaul

#22

HT: 6-9

WT: 225

Birthdate: May 10, 1987

Drafted: 2007, 1st round (23rd overall) by New York

G	GS	MIN	FG	FGA	PCT	FT	FTA	PCT	OFF	DEF	TOT	A	PF	D	ST	TO	BS	PTS	AVG	
2018-19	36	32	951	91	207	.440	13	18	.722	44	124	168	72	94	0	22	39	18	241	6.7
TOTALS	36	32	951	91	207	.440	13	18	.722	44	124	168	72	94	0	22	39	18	241	6.7
3-PT. FG: 2018-19, 46-118 (.390)																				

CHAPPELL, LEN

Wake Forest

#50

HT: 6-8

WT: 240

Birthdate: Jan. 31, 1941

Drafted: 1962, 1st round (4th overall) by Syracuse

G	GS	MIN	FG	FGA	PCT	FT	FTA	PCT	OFF	DEF	TOT	A	PF	D	ST	TO	BS	PTS	AVG	
1962-63	80	—	1241	281	604	.465	148	238	.622	—	—	461	56	171	1	—	—	—	710	8.9
1963-64	1	0	16	0	2	.000	1	11,000	—	—	—	4	0	2	0	—	—	—	1	1.0
TOTALS	81	0	1257	281	606	.464	149	239	.623	—	—	465	56	173	1	—	—	—	711	8.8

ALL-TIME ROSTER

PLAYOFFS

	G	GS	MIN	FG	FGA	PCT	FT	FTA	PCT	OFF	DEF	TOT	A	PF	D	ST	TO	BS	PTS	AVG
1962-63	4	—	53	4	21	.190	13	16	.813	—	—	18	3	7	0	—	—	—	21	5.3

CHEEKS, MAURICE

West Texas State

#10

HT: 6-1

WT: 180

Birthdate: Sept. 8, 1956

Drafted: 1978, 2nd round (36th overall) by 76ers

	G	GS	MIN	FG	FGA	PCT	FT	FTA	PCT	OFF	DEF	TOT	A	PF	D	ST	TO	BS	PTS	AVG
1978-79	82	82	2409	292	572	.510	101	140	.721	63	191	254	431	198	2	174	193	12	685	8.4
1979-80	79	79	2623	357	661	.540	180	231	.779	75	199	274	556	197	1	183	216	32	898	11.4
1980-81	81	81	2415	310	581	.534	140	178	.787	67	178	245	560	231	1	193	174	39	763	9.4
1981-82	79	79	2498	352	676	.521	171	220	.777	51	197	248	667	247	0	209	184	33	881	11.2
1982-83	79	79	2465	404	745	.542	181	240	.754	53	156	209	543	182	0	184	179	31	990	12.5
1983-84	75	75	2494	386	702	.550	170	232	.733	44	161	205	478	196	1	171	182	20	950	12.7
1984-85	78	78	2616	422	741	.570	175	199	.879	54	163	217	497	184	0	169	155	24	1025	13.1
1985-86	82	82	3270	490	913	.537	282	335	.842	55	180	235	753	160	0	207	238	27	1266	15.4
1986-87	68	68	2624	415	788	.527	227	292	.777	47	168	215	538	109	0	180	173	15	1061	15.6
1987-88	79	79	2871	428	865	.495	227	275	.825	59	194	253	635	116	0	167	160	22	1086	13.7
1988-89	71	70	2298	336	696	.483	151	195	.774	39	144	183	554	114	0	105	116	17	824	11.6
TOTALS	853	852	28583	4192	7940	.529	2005	2537	.790	607	1931	2538	6212	1934	5	1942	1931	272	10429	12.2

3-P.T. FG: 1979-80, 4-9 (.444); 1980-81, 3-8 (.375); 1981-82, 6-22 (.273); 1982-83, 1-6 (.167); 1983-84, 8-20 (.400); 1984-85, 6-26 (.231); 1985-86, 4-17 (.235); 1986-87, 4-17 (.235); 1987-88, 3-22 (.136); 1988-89, 1-13 (.077); TOTALS, 40-160 (.250)

PLAYOFFS

	G	GS	MIN	FG	FGA	PCT	FT	FTA	PCT	OFF	DEF	TOT	A	PF	D	ST	TO	BS	PTS	AVG
1978-79	8	—	330	66	121	.545	37	56	.661	13	22	35	63	29	0	37	4	4	169	18.8
1979-80	18	—	675	89	174	.511	29	41	.707	22	52	74	111	43	0	45	45	4	208	11.6
1980-81	16	—	513	68	125	.544	32	42	.762	4	47	51	116	55	1	40	36	12	168	10.5
1981-82	21	—	765	125	265	.472	50	65	.769	15	47	62	172	58	0	48	49	6	301	14.3
1982-83	13	—	483	83	165	.503	45	64	.703	11	28	39	91	23	0	26	34	2	212	16.3
1983-84	5	—	171	35	67	.522	13	15	.867	2	10	12	19	18	0	13	10	0	83	16.6
1984-85	13	—	483	81	153	.529	36	42	.857	12	34	46	67	29	0	31	34	5	198	15.2
1985-86	12	—	519	94	182	.516	62	73	.849	13	43	56	85	18	0	13	32	3	250	20.8
1986-87	5	—	210	35	66	.530	18	21	.857	1	12	13	44	14	0	9	12	4	88	17.6
1988-89	3	—	128	21	41	.512	11	13	.846	3	8	11	39	4	0	7	3	1	53	17.7
TOTALS	114	—	4277	697	1359	.513	333	432	.771	96	303	399	807	291	1	269	259	41	1730	15.2

3-P.T. FG: 1979-80, 1-5 (.200); 1980-81, 0-3 (.000); 1981-82, 1-9 (.111); 1982-83, 1-2 (.500); 1983-84, 0-1 (.000); 1984-85, 0-5 (.000); 1985-86, 0-7 (.000); 1986-87, 0-1 (.000); 1987-88, 0-1 (.000); TOTALS, 3-34 (.088)

ALL-STAR GAME

	G	GS	MIN	FG	FGA	PCT	FT	FTA	PCT	OFF	DEF	TOT	A	PF	D	ST	TO	BS	PTS	AVG
1983	1	1	18	3	8	.375	0	—	—	0	1	1	1	1	0	0	0	0	6	—
1986	1	0	14	3	6	.500	0	0	—	0	0	0	2	0	0	2	3	0	6	—
1987	1	0	8	1	2	.500	2	2	1.000	0	0	0	0	1	0	1	1	0	4	—
1988	1	0	4	0	0	.000	0	0	—	0	2	2	1	1	0	0	0	0	0	—
TOTALS	4	1	44	7	16	.438	2	2	1.000	0	3	3	4	2	0	3	4	0	16	4.0

CHOLLET, LEROY

Loyola (La.); Canisius

HT: 6-2

WT: 190

Birthdate: March 5, 1925

Drafted: N/A

	G	GS	MIN	FG	FGA	PCT	FT	FTA	PCT	OFF	DEF	TOT	A	PF	D	ST	TO	BS	PTS	AVG
1949-50	49	—	—	6	179	.341	35	56	.625	—	—	—	37	52	—	—	—	—	157	3.2
1950-51	14	—	—	6	23	.118	12	19	.632	—	—	15	12	29	0	—	—	—	24	1.7
TOTALS	63	—	—	67	230	.291	47	75	.627	—	—	15	49	81	0	—	—	—	181	2.9

PLAYOFFS

	G	GS	MIN	FG	FGA	PCT	FT	FTA	PCT	OFF	DEF	TOT	A	PF	D	ST	TO	BS	PTS	AVG
1949-50	8	—	—	7	26	.269	5	13	.385	—	—	—	4	11	—	—	—	—	19	2.4
1950-51	7	—	—	4	23	.174	5	8	.625	—	—	16	9	16	1	—	—	—	13	1.9
TOTALS	15	—	—	11	49	.224	10	21	.476	—	—	16	13	27	1	—	—	—	32	2.1

CLARK, ARCHIE

Minnesota

#21

HT: 6-2

WT: 175

Birthdate: July 15, 1941

Drafted: 1966, 4th round (37th overall) by LA Lakers

	G	GS	MIN	FG	FGA	PCT	FT	FTA	PCT	OFF	DEF	TOT	A	PF	D	ST	TO	BS	PTS	AVG
1968-69	82	0	2144	444	928	.478	219	314	.697	—	—	265	296	188	1	—	—	—	1107	13.5
1969-70	76	0	2772	594	1198	.496	311	396	.785	—	—	301	380	201	2	—	—	—	1499	19.7
1970-71	82	82	3245	662	1334	.496	422	536	.787	—	—	391	440	217	2	—	—	—	1746	21.3
1971-72	1	1	42	11	16	.688	7	11	.636	—	—	3	7	3	0	—	—	—	29	29.0
TOTALS	241	83	8203	1711	3476	.492	959	1257	.763	—	—	960	1123	609	5	—	—	—	4381	18.2

PLAYOFFS

	G	GS	MIN	FG	FGA	PCT	FT	FTA	PCT	OFF	DEF	R	A	PF	D	ST	TO	BS	PTS	AVG
1968-69	5	—	185	40	77	.519	17	19	.895	—	—	19	22	17	0	—	—	—	97	19.4
1969-70	5	—	146	26	60	.433	16	22	.727	—	—	14	18	10	0	—	—	—	68	13.6
1970-71	7	—	295	66	139	.475	33	45	.733	—	—	29	34	21	0	—	—	—	165	23.6
TOTALS	17	—	626	132	276	.478	66	86	.767	—	—	62	74	48	0	—	—	—	330	19.4

**CLAXTON, SPEEDY****Hofstra****#12****HT: 5-11****WT: 166****Birthdate: May 8, 1978****Drafted: 2000, 1st round (20th overall) by 76ers**

	G	GS	MIN	FG	FGA	PCT	FT	FTA	PCT	OFF	DEF	TOT	A	PF	D	ST	TO	BS	PTS	AVG
2001-02	67	18	1528	181	452	.400	114	136	.838	46	114	160	198	145	1	95	95	6	480	7.2
3-PT. FG: 2001-02, 4-33 (.121)																				

PLAYOFFS

	G	GS	MIN	FG	FGA	PCT	FT	FTA	PCT	OFF	DEF	TOT	A	PF	D	ST	TO	BS	PTS	AVG
2001-02	5	0	49	4	12	.333	4	6	.667	1	0	1	14	8	0	5	3	0	12	2.4

COLEMAN, BEN**Maryland****#54****HT: 6-9****WT: 235****Birthdate: Nov. 14, 1961****Drafted: 1984, 2nd round (37th overall) by Chicago**

	G	GS	MIN	FG	FGA	PCT	FT	FTA	PCT	OFF	DEF	TOT	A	PF	D	ST	TO	BS	PTS	AVG
1987-88	43	14	841	110	213	.516	76	101	.752	58	119	177	23	120	1	15	55	25	296	6.9
1988-89	58	11	703	117	241	.485	61	77	.792	49	128	177	17	120	0	10	48	18	295	5.1
TOTALS	101	25	1544	227	454	.500	137	178	.770	107	247	354	40	240	1	25	103	43	591	5.9
3-PT. FG: 1987-88, 0-1 (.000)																				

PLAYOFFS

	G	GS	MIN	FG	FGA	PCT	FT	FTA	PCT	OFF	DEF	TOT	A	PF	D	ST	TO	BS	PTS	AVG
1988-89	3	0	23	6	8	.750	2	2	1.000	2	3	5	0	8	0	1	1	0	14	4.7

COLEMAN, DERRICK**Syracuse****#44****HT: 6-10****WT: 270****Birthdate: June 21, 1967****Drafted: 1990, 1st round (1st overall) by New Jersey**

	G	GS	MIN	FG	FGA	PCT	FT	FTA	PCT	OFF	DEF	TOT	A	PF	D	ST	TO	BS	PTS	AVG
1995-96	11	11	294	48	118	.407	20	32	.625	13	59	72	31	30	0	4	28	10	123	11.2
1996-97	57	54	2102	364	836	.435	272	365	.745	157	416	573	193	164	1	50	184	75	1032	18.1
1997-98	59	58	2135	356	867	.411	302	391	.772	149	438	587	145	144	1	46	157	68	1040	17.6
2001-02	58	58	2080	331	735	.450	185	227	.815	167	342	509	98	158	0	42	119	51	875	15.1
2002-03	64	35	1742	223	498	.448	134	171	.784	151	299	450	87	171	2	53	96	69	602	9.4
2003-04	34	30	843	107	259	.413	49	65	.754	45	147	192	46	79	0	23	57	26	271	8.0
TOTALS	283	246	9196	1429	3313	.431	962	1251	.769	682	1701	2383	600	746	4	218	641	299	3943	13.9
3-PT. FG: 1995-96, 7-21 (.333); 1996-97, 32-119 (.269); 1997-98, 26-98 (.265); 2001-02, 28-83 (.337); 2002-03, 22-67 (.328); 2003-04, 8-36 (.222); TOTALS, 123-424 (.290)																				

PLAYOFFS

	G	GS	MIN	FG	FGA	PCT	FT	FTA	PCT	OFF	DEF	TOT	A	PF	D	ST	TO	BS	PTS	AVG
2001-02	5	5	191	22	42	.524	16	20	.800	15	31	46	10	10	0	1	5	7	64	12.8
2002-03	12	12	449	59	118	.500	41	47	.872	29	67	96	24	36	0	7	17	16	163	13.6
TOTALS	17	17	640	81	160	.506	57	67	.851	44	98	142	34	46	0	8	22	23	227	13.4
3-PT. FG: 2001-02, 4-13 (.308); 2002-03, 4-10 (.400); TOTALS, 8-23 (.348)																				

COLLINS, DOUG**Illinois State****#20****HT: 6-6****WT: 180****Birthdate: July 28, 1951****Drafted: 1973, 1st round (1st overall) by 76ers**

	G	GS	MIN	FG	FGA	PCT	FT	FTA	PCT	OFF	DEF	TOT	A	PF	D	ST	TO	BS	PTS	AVG
1973-74	25	0	436	72	194	.371	55	72	.764	7	39	46	40	65	1	13	—	2	199	8.0
1974-75	81	76	2820	561	1150	.488	331	392	.844	104	211	315	213	291	6	108	—	17	1453	17.9
1975-76	77	77	2995	614	1196	.513	372	445	.836	126	181	307	191	249	2	110	—	24	1600	20.8
1976-77	58	47	2037	426	823	.518	210	250	.840	64	131	195	271	174	2	70	—	15	1062	18.3
1977-78	79	77	2770	643	1223	.526	267	329	.812	87	143	230	320	228	2	128	250	25	1553	19.7
1978-79	47	44	1595	358	717	.499	201	247	.814	36	87	123	191	139	1	52	131	20	917	19.5
1979-80	36	17	963	191	410	.466	113	124	.911	29	65	94	100	76	0	30	82	7	495	13.8
1980-81	12	12	329	62	126	.492	24	29	.828	6	23	29	42	23	0	7	22	4	148	12.3
TOTALS	415	350	13945	2927	5839	.501	1573	1888	.833	459	880	1339	1368	1245	14	518	485	114	7427	17.9

PLAYOFFS

	G	GS	MIN	FG	FGA	PCT	FT	FTA	PCT	OFF	DEF	TOT	A	PF	D	ST	TO	BS	PTS	AVG
1975-76	3	—	117	23	53	.434	12	14	.857	13	8	21	10	9	0	3	—	1	58	19.3
1976-77	19	—	759	177	318	.557	71	96	.740	30	49	79	74	57	0	28	—	3	425	22.4
1977-78	10	—	342	82	165	.497	40	49	.816	8	23	31	27	29	0	3	23	0	204	20.4
TOTALS	32	—	1218	282	536	.526	123	159	.774	51	80	131	111	95	0	34	23	4	687	21.5

ALL-STAR GAME

	G	GS	MIN	FG	FGA	PCT	FT	FTA	PCT	OFF	DEF	TOT	A	PF	D	ST	TO	BS	PTS	AVG
1976	1	0	20	5	10	.500	2	2	1.000	2	4	6	3	3	0	3	—	0	12	—
1977	1	1	21	3	6	.500	2	2	1.000	1	1	2	6	2	0	1	—	0	8	—
1978	1	0	27	3	8	.375	8	11	.727	4	1	5	8	3	0	2	—	0	14	—
1979	Selected but did not play due to injury																			
TOTALS	3	1	68	11	24	.458	12	15	.800	7	6	13	17	8	0	6	—	0	34	11.3

COLTER, STEVE**New Mexico State****#14****HT: 6-3****WT: 175****Birthdate: July 24, 1962****Drafted: 1984, 2nd round (33rd overall) by Portland**

	G	GS	MIN	FG	FGA	PCT	FT	FTA	PCT	OFF	DEF	TOT	A	PF	D	ST	TO	BS	PTS	AVG
1986-87	43	13	849	120	255	.471	49	68	.721	14	52	66	116	61	0	37	38	6	293	6.8
1987-88	12	0	152	15	40	.375	7	9	.778	7	11	18	26	20	0	6	11	0	37	3.1

ALL-TIME ROSTER

TOTALS 55 13 1001 135 295 .458 56 77 .727 21 63 84 142 81 0 43 49 6 330 6.0

PLAYOFFS

G	GS	MIN	FG	FGA	PCT	FT	FTA	PCT	OFF	DEF	TOT	A	PF	D	ST	TO	BS	PTS	AVG
1986-87	—	2	8	1	2 .500	0	0	---	0	0	0	2	1	0	0	0	0	2	1.0

CONLIN, ED

Fordham

HT: 6-6

WT: 200

Birthdate: Sept. 2, 1933

Drafted: 1955, by Syracuse

G	GS	MIN	FG	FGA	PCT	FT	FTA	PCT	OFF	DEF	TOT	A	PF	D	ST	TO	BS	PTS	AVG
1955-56	66	—	1423	211	574 .368	121	178 .680	—	—	326	145	121	1	—	—	—	—	543	8.2
1956-57	71	—	2250	335	896 .374	283	368 .769	—	—	430	205	170	0	—	—	—	—	953	13.4
1957-58	60	—	1871	343	877 .391	215	270 .796	—	—	436	133	168	2	—	—	—	—	901	15.0
1958-59*	72	—	1955	329	891 .369	197	274 .719	—	—	394	132	188	6	—	—	—	—	855	11.9
TOTALS	269	—	7499	1218	3238 .376	816	1090 .749	—	—	1586	615	647	9	—	—	—	—	3252	12.1

PLAYOFFS

G	GS	MIN	FG	FGA	PCT	FT	FTA	PCT	OFF	DEF	TOT	A	PF	D	ST	TO	BS	PTS	AVG
1955-56	8	—	197	31	85 .365	22	38 .579	—	—	47	9	14	0	—	—	—	—	84	10.5
1956-57	5	—	164	28	71 .394	21	27 .778	—	—	17	15	11	0	—	—	—	—	77	15.4
1957-58	3	—	113	14	45 .311	5	7 .714	—	—	21	4	10	0	—	—	—	—	33	11.0
TOTALS	16	—	474	73	201 .363	48	72 .667	—	—	85	28	35	0	—	—	—	—	194	12.1

COPELAND, LANARD

Georgia State

#7

HT: 6-6

WT: 210

Birthdate: July 16, 1965

Drafted: Undrafted

G	GS	MIN	FG	FGA	PCT	FT	FTA	PCT	OFF	DEF	TOT	A	PF	D	ST	TO	BS	PTS	AVG
1989-90	23	0	110	31	68 .456	11	14 .786	—	4	6	10	9	12	0	1	19	1	74	3.2

3-PT. FG: 1990-91, 1-5 (.200)

PLAYOFFS

G	GS	MIN	FG	FGA	PCT	FT	FTA	PCT	OFF	DEF	TOT	A	PF	D	ST	TO	BS	PTS	AVG
1990-91	—	4	9	2	6 .333	0	0	---	0	1	1	0	1	0	0	1	0	4	1.0

CORLEY, RAY

Notre Dame; Georgetown

HT: 6-0

WT: 180

Birthdate: Jan. 1, 1928

Drafted: N/A

G	GS	MIN	FG	FGA	PCT	FT	FTA	PCT	OFF	DEF	TOT	A	PF	D	ST	TO	BS	PTS	AVG
1949-50	60	—	—	117	370 .316	75	122 .615	—	—	—	—	109	81	—	—	—	—	309	5.2

PLAYOFFS

G	GS	MIN	FG	FGA	PCT	FT	FTA	PCT	OFF	DEF	TOT	A	PF	D	ST	TO	BS	PTS	AVG
1949-50	6	—	—	6	36 .167	5	11 .455	—	—	—	—	10	5	—	—	—	—	17	2.8

COSTELLO, LARRY

Niagara

#21

HT: 6-1

WT: 190

Birthdate: July 2, 1931

Drafted: 1954, by Philadelphia (Warriors)

G	GS	MIN	FG	FGA	PCT	FT	FTA	PCT	OFF	DEF	TOT	A	PF	D	ST	TO	BS	PTS	AVG
1957-58	72	—	2746	378	888 .426	320	378 .847	—	—	378	317	246	3	—	—	—	—	1076	14.9
1958-59	70	—	2750	414	948 .437	280	349 .802	—	—	365	379	263	7	—	—	—	—	1108	15.8
1959-60	71	—	2469	372	822 .453	249	289 .862	—	—	388	449	234	4	—	—	—	—	993	14.0
1960-61	75	—	2167	407	844 .482	270	338 .799	—	—	292	413	286	9	—	—	—	—	1084	14.5
1961-62	63	—	1854	310	726 .427	247	295 .837	—	—	245	359	220	5	—	—	—	—	867	13.8
1962-63	78	—	2066	285	660 .432	288	327 .881	—	—	237	334	263	4	—	—	—	—	858	11.0
1963-64	45	—	1137	191	408 .476	147	170 .865	—	—	105	167	150	3	—	—	—	—	529	11.8
1964-65	64	—	1967	309	695 .445	243	277 .877	—	—	169	275	242	10	—	—	—	—	861	13.5
1965-66	49	—	976	130	293 .444	120	133 .902	—	—	103	140	141	2	—	—	—	—	380	7.8
1966-67	28	—	492	67	148 .453	67	81 .827	—	—	51	68	62	0	—	—	—	—	201	7.2
TOTALS	615	—	18624	2863	6432 .445	2231	2637 .846	—	—	2333	2901	2107	47	—	—	—	—	7957	12.9

PLAYOFFS

G	GS	MIN	FG	FGA	PCT	FT	FTA	PCT	OFF	DEF	TOT	A	PF	D	ST	TO	BS	PTS	AVG
1957-58	3	—	134	10	34 .294	14	14 1.000	—	—	25	12	6	0	—	—	—	—	34	11.3
1958-59	9	—	361	54	121 .446	51	61 .836	—	—	53	54	40	2	—	—	—	—	159	17.7
1959-60	3	—	122	20	47 .426	10	12 .833	—	—	14	20	15	1	—	—	—	—	50	16.7
1960-61	8	—	269	42	103 .408	47	55 .855	—	—	35	52	39	3	—	—	—	—	131	16.4
1961-62	5	—	167	22	51 .431	29	33 .879	—	—	16	28	21	0	—	—	—	—	73	14.6
1962-63	5	—	134	16	37 .432	19	23 .826	—	—	4	23	27	2	—	—	—	—	51	10.2
1963-64	5	—	36	3	14 .214	10	10 1.000	—	—	3	4	14	1	—	—	—	—	16	3.2
1964-65	10	—	207	22	53 .415	11	16 .688	—	—	12	20	43	2	—	—	—	—	55	5.5
1966-67	2	—	25	6	8 .750	5	5 1.000	—	—	4	3	2	0	—	—	—	—	17	8.5
TOTALS	50	—	1455	195	468 .417	196	229 .856	—	—	166	216	207	11	—	—	—	—	586	11.7

ALL-STAR GAME

G	GS	MIN	FG	FGA	PCT	FT	FTA	PCT	OFF	DEF	TOT	A	PF	D	ST	TO	BS	PTS	AVG
1958	1	0	17	0	6 .000	1	11 1.000	—	—	—	1	4	—	—	—	—	—	—	1
1959	1	0	18	3	8 .375	1	11 1.000	—	—	—	3	3	—	—	—	—	—	—	7
1960	1	0	20	5	9 .556	0	0	---	—	—	4	2	—	—	—	—	—	—	10
1961	1	0	5	1	2 .500	0	0	---	—	—	0	0	—	—	—	—	—	—	2



1962	Selected but did not play due to injury																
1965	1	0	11	2	7	.286	0	0	---							4	
TOTALS	5	0	71	11	32	.344	2	0	21.000	---	---	8	9	---	---	24	4.8

COUNTS, MEL			Oregon State						#31	HT: 7-0			WT: 230							
			Birthdate: Oct. 16, 1941						Drafted: 1964, 1st round (9th overall) by Boston											
	G	GS	MIN	FG	FGA	PCT	FT	FTA	PCT	OFF	DEF	TOT	A	PF	D	ST	TO	BS	PTS	AVG
1972-73	7	0	47	5	16	.313	0	0	---	---	---	16	3	8	0	---	---	---	10	1.4

COURTIN, STEVE			St. Joseph's						#23	HT: 6-1			WT: 190							
			Birthdate: Sept. 21, 1942						Drafted: 1964, 3rd round (24th overall) by Cincinnati											
	G	GS	MIN	FG	FGA	PCT	FT	FTA	PCT	OFF	DEF	TOT	A	PF	D	ST	TO	BS	PTS	AVG
1964-65	24	---	317	42	103	.408	17	21	.810	---	---	22	22	44	0	---	---	---	101	4.2

COURTNEY, JOE			Southern Mississippi						#21	HT: 6-9			WT: 235							
			Birthdate: Oct. 17, 1969						Drafted: Undrafted											
	G	GS	MIN	FG	FGA	PCT	FT	FTA	PCT	OFF	DEF	TOT	A	PF	D	ST	TO	BS	PTS	AVG
1996-97	4	0	52	6	14	.429	0	0	---	5	4	9	0	8	1	0	1	0	12	3.0

COVINGTON, ROBERT			Tennessee State						#33	HT: 6-9			WT: 215							
			Birthdate: 12/14/90						Drafted: Undrafted											
	G	GS	MIN	FG	FGA	PCT	FT	FTA	PCT	OFF	DEF	TOT	A	PF	D	ST	TO	BS	PTS	AVG
2014-15	70	49	1956	299	756	.396	178	217	.820	65	251	316	105	189	1	97	128	31	943	13.5
2015-16	67	49	1903	274	712	.385	140	177	.791	65	354	419	97	232	4	105	143	40	858	12.8
2016-17	67	67	2119	292	732	.399	143	174	.822	92	344	436	102	203	2	127	131	69	864	12.9
2017-18	80	80	2531	345	836	.413	116	136	.853	55	378	433	156	238	1	137	126	72	1009	12.6
2018-19	13	13	440	50	117	.427	17	23	.739	7	60	67	14	45	0	24	22	23	147	11.3
TOTALS	297	258	8950	1260	3153	.400	594	727	.817	284	1387	1671	474	907	8	490	550	235	3821	12.9
3-PT FG: 2014-15, 167-446 (.374); 2015-16, 170-482 (.353); 2016-17, 137-412 (.333); 2017-18, 203-550 (.369); 2018-19, 30-77 (.390);																				
TOTALS, 766-2126 (.360)																				

PLAYOFFS																				
	G	GS	MIN	FG	FGA	PCT	FT	FTA	PCT	OFF	DEF	TOT	A	PF	D	ST	TO	BS	PTS	AVG
2017-18	10	8	281	27	83	.325	12	16	.750	12	41	53	25	30	0	11	11	9	81	8.1
3-PT FG: 2017-18, 15-48 (.313)																				

CRAWFORD, FRED			St. Bonaventure						#11	HT: 6-4			WT: 195							
			Birthdate: Dec. 23, 1941						Drafted: 1964, 4th round (26th overall) by New York											
	G	GS	MIN	FG	FGA	PCT	FT	FTA	PCT	OFF	DEF	TOT	A	PF	D	ST	TO	BS	PTS	AVG
1970-71	36	1	449	74	175	.423	32	72	.444	---	---	69	54	59	0	---	---	---	180	5.0

CUMMINGS, TERRY			DePaul						#34	HT: 6-9			WT: 250							
			Birthdate: Mar. 16, 1961						Drafted: 1982, 1st round (2nd overall) by San Diego											
	G	GS	MIN	FG	FGA	PCT	FT	FTA	PCT	OFF	DEF	TOT	A	PF	D	ST	TO	BS	PTS	AVG
1997-98	44	2	656	97	212	.458	39	58	.672	55	93	148	21	102	1	22	17	5	233	5.3

CUMMINGS, VONTEEGO			Pittsburgh						#5	HT: 6-3			WT: 190							
			Birthdate: Feb. 29, 1976						Drafted: 1999, 1st round (26th overall) by Indiana											
	G	GS	MIN	FG	FGA	PCT	FT	FTA	PCT	OFF	DEF	TOT	A	PF	D	ST	TO	BS	PTS	AVG
2001-02	58	1	501	78	187	.417	24	32	.750	14	38	52	60	53	0	18	36	5	192	3.3
3-PT FG: 2001-02, 12-46 (.261)																				

PLAYOFFS																				
	G	GS	MIN	FG	FGA	PCT	FT	FTA	PCT	OFF	DEF	TOT	A	PF	D	ST	TO	BS	PTS	AVG
2001-02	1	0	1	0	0	.000	0	0	---	0	0	0	0	0	0	0	0	0	0	0.0

CUNNINGHAM, BILLY			North Carolina						#32	HT: 6-6			WT: 220							
			Birthdate: June 3, 1943						Drafted: 1965, 1st round (4th overall) by 76ers											
	G	GS	MIN	FG	FGA	PCT	FT	FTA	PCT	OFF	DEF	TOT	A	PF	D	ST	TO	BS	PTS	AVG
1965-66	80	---	2134	431	1011	.426	281	443	.634	---	---	599	207	301	12	---	---	---	1143	14.3
1966-67	81	---	2168	556	1211	.459	383	558	.686	---	---	589	205	260	2	---	---	---	1495	18.5
1967-68	74	---	2076	516	1178	.438	368	509	.723	---	---	562	187	260	3	---	---	---	1400	18.9
1968-69	82	---	3345	739	1736	.426	556	754	.737	---	---	1050	287	329	10	---	---	---	2034	24.8
1969-70	81	---	3194	802	1710	.469	510	700	.729	---	---	1101	352	331	15	---	---	---	2114	26.1
1970-71	81	80	3090	702	1519	.462	455	620	.734	---	---	946	395	328	5	---	---	---	1859	23.0
1971-72	75	75	2900	658	1428	.461	428	601	.712	---	---	918	443	295	12	---	---	---	1744	23.3
1974-75	80	73	2859	609	1423	.428	345	444	.777	130	596	726	442	270	4	91	---	35	1563	19.5
1975-76	20	20	640	103	251	.410	68	88	.773	29	118	147	107	57	1	24	---	10	274	13.7
TOTALS	654	248	22406	5116	11467	.446	3394	4717	.720	159	714	6638	2625	2431	64	115	---	45	13626	20.8

PLAYOFFS																				
	G	GS	MIN	FG	FGA	PCT	FT	FTA	PCT	OFF	DEF	TOT	A	PF	D	ST	TO	BS	PTS	AVG
1965-66	4	---	69	5	31	.161	11	13	.846	---	---	18	10	11	0	---	---	---	21	5.3

ALL-TIME ROSTER

1966-67	15	—	339	83	221	.376	59	90	.656	—	—	93	33	53	1	—	—	—	225	15.0
1967-68	3	—	86	24	43	.558	14	17	.824	—	—	22	10	16	1	—	—	—	62	20.7
1968-69	5	—	217	49	117	.419	24	38	.632	—	—	63	12	24	1	—	—	—	122	24.4
1969-70	5	—	205	61	123	.496	24	36	.667	—	—	52	20	19	0	—	—	—	146	29.2
1970-71	7	—	301	67	142	.472	47	67	.701	—	—	108	40	28	0	—	—	—	181	25.9
TOTALS	39	—	1217	289	677	.427	179	261	.686	—	—	356	125	151	3	—	—	—	757	19.4

ALL-STAR GAME

	G	GS	MIN	FG	FGA	PCT	FT	FTA	PCT	OFF	DEF	TOT	A	PF	D	ST	TO	BS	PTS	AVG
1969	1	0	22	5	10	.500	0	0	---	—	—	5	1	3	0	—	—	—	10	—
1970	1	1	28	7	13	.538	5	5	1.000	—	—	4	2	3	0	—	—	—	19	—
1971	1	1	19	2	8	.250	1	2	.500	—	—	4	3	1	0	—	—	—	5	—
1972	1	1	24	4	13	.308	6	8	.750	—	—	10	3	4	0	—	—	—	14	—

CUNNINGHAM, WILLIAM

Temples #50 HT: 6-11 WT: 250
 Birthdate: Mar. 25, 1974 Drafted: Undrafted

	G	GS	MIN	FG	FGA	PCT	FT	FTA	PCT	OFF	DEF	TOT	A	PF	D	ST	TO	BS	PTS	AVG
1997-98	1	0	1	0	0	---	0	0	---	0	2	2	0	0	0	0	0	0	0	0.0

CURETON, EARL

Detroit #25 HT: 6-9 WT: 210
 Birthdate: Sept. 3, 1957 Drafted: 1979, 3rd round (58th overall) by 76ers

	G	GS	MIN	FG	FGA	PCT	FT	FTA	PCT	OFF	DEF	TOT	A	PF	D	ST	TO	BS	PTS	AVG
1980-81	52	6	528	93	205	.454	33	64	.516	51	104	155	25	68	0	20	29	23	219	4.2
1981-82	66	8	956	149	306	.487	51	94	.543	90	180	270	32	142	0	31	44	27	349	5.3
1982-83	73	3	987	108	258	.419	33	67	.493	84	185	269	43	144	1	37	76	24	249	3.4
TOTALS	191	17	2471	350	769	.455	117	225	.520	225	469	694	100	354	1	88	149	74	817	4.3

3-PT. FG: 1980-81, 0-1 (.000); 1981-82, 0-2 (.000); TOTALS, 0-3 (.000)

PLAYOFFS

	G	GS	MIN	FG	FGA	PCT	FT	FTA	PCT	OFF	DEF	TOT	A	PF	D	ST	TO	BS	PTS	AVG
1980-81	9	—	36	6	18	.333	0	2	.000	1	8	9	2	3	0	1	—	2	12	1.3
1981-82	12	—	75	13	41	.317	6	9	.667	12	14	26	2	12	0	1	—	1	32	2.7
1982-83	5	—	25	1	4	.250	0	0	---	0	5	5	1	5	0	2	—	0	2	0.4
TOTALS	26	—	136	20	63	.317	6	11	.545	13	27	40	5	20	0	4	—	3	46	1.8

3-PT. FG: 1981-82, 0-1 (.000)

CURRY, MICHAEL

Georgia Southern #20 HT: 6-5 WT: 220
 Birthdate: Aug. 12, 1968 Drafted: Undrafted

	G	GS	MIN	FG	FGA	PCT	FT	FTA	PCT	OFF	DEF	TOT	A	PF	D	ST	TO	BS	PTS	AVG
1993-94	10	0	43	3	14	.214	3	4	.750	0	1	1	1	6	0	1	3	0	9	0.9

3-PT. FG: 1993-94, 0-2 (.000)

DALEMBERT, SAMUEL

Seton Hall #1 HT: 6-11 WT: 250
 Birthdate: May 10, 1981 Drafted: 2001, 1st Round (26th overall) by 76ers

	G	GS	MIN	FG	FGA	PCT	FT	FTA	PCT	OFF	DEF	TOT	A	PF	D	ST	TO	BS	PTS	AVG
2001-02	34	0	177	22	50	.440	7	18	.389	25	43	68	5	30	0	6	14	13	51	1.5
2002-03	Injured List - left knee surgery																			
2003-04	82	53	2197	270	499	.541	112	174	.644	194	432	626	21	273	4	44	86	189	652	8.0
2004-05	72	60	1785	250	477	.524	89	148	.601	187	355	542	35	241	4	46	114	121	589	8.2
2005-06	66	52	1761	196	369	.531	93	132	.705	159	382	541	25	244	9	34	107	160	485	7.3
2006-07	82	82	2535	356	658	.541	167	224	.746	239	494	733	64	287	9	47	161	159	879	10.7
2007-08	82	82	2724	339	661	.513	186	263	.707	304	545	849	45	269	3	40	155	192	864	10.5
2008-09	82	82	2036	216	434	.498	91	124	.734	214	487	701	18	248	2	33	117	146	523	6.4
2009-10	82	80	2124	285	523	.545	97	133	.729	239	545	784	64	252	5	42	123	151	667	8.1
TOTALS	582	491	15342	1934	3671	.527	842	1216	.692	1561	3283	4844	277	1844	36	292	877	1131	4710	8.1

3-PT. FG: 2003-04, 0-1 (.000); 2004-05, 0-0 (---); 2005-06, 0-1 (.000); 2006-07, 0-2 (.000); 2007-08, 0-1 (.000); 2008-09, 0-2 (.000); TOTALS, 0-7 (.000)

PLAYOFFS

	G	GS	MIN	FG	FGA	PCT	FT	FTA	PCT	OFF	DEF	TOT	A	PF	D	ST	TO	BS	PTS	AVG
2004-05	5	5	192	26	47	.553	6	15	.400	18	46	64	2	19	0	2	9	7	58	11.6
2007-08	6	6	193	19	45	.422	16	19	.842	20	37	57	3	17	0	2	10	10	54	9.0
2008-09	6	6	133	16	26	.615	3	4	.750	10	37	47	3	24	0	2	6	9	35	5.8
TOTALS	17	17	518	61	118	.517	25	38	.658	48	120	168	8	60	0	6	25	26	147	8.6

DANIELS, ANTONIO

Bowling Green #22 HT: 6-4 WT: 205
 Birthdate: Mar. 19, 1975 Drafted: 1997, 1st round (4th overall) by Vancouver

	G	GS	MIN	FG	FGA	PCT	FT	FTA	PCT	OFF	DEF	TOT	A	PF	D	ST	TO	BS	PTS	AVG
2010-11	4	0	35	2	5	.400	2	2	1.000	0	5	5	2	0	0	0	1	0	6	1.5

3-PT. FG: 2010-11, 0-2 (.00)

PLAYOFFS

	G	GS	MIN	FG	FGA	PCT	FT	FTA	PCT	OFF	DEF	TOT	A	PF	D	ST	TO	BS	PTS	AVG
2011	5	0	38	3	7	.429	1	2	.500	2	8	10	0	5	0	0	1	3	7	1.4



DANIELS, LLOYD	Jackson H.S., Queens, NY	#44	HT: 6-7	WT: 205															
	Birthdate: Sept. 4, 1967	Drafted: Undrafted																	
G	GS	MIN	FG	FGA	PCT	FT	FTA	PCT	OFF	DEF	TOT	A	PF	D	ST	TO	BS	PTS	AVG
1994-95	5	0	63	9	27	.333	2	21.000	2	5	7	4	8	0	2	8	0	23	4.6
3-PT. FG: 1994-95, 3-14 (.214)																			

DAVIES, BRANDON	Brigham Young	#20	HT: 6-10	WT: 240																
	Birthdate: July 25, 1991	Drafted: N/A																		
G	GS	MIN	FG	FGA	PCT	FT	FTA	PCT	OFF	DEF	TOT	A	PF	D	ST	TO	BS	PTS	AVG	
2013-14	51	0	575	54	128	.422	34	53	.642	38	71	109	28	92	1	24	35	8	144	2.8
2014-15	20	6	379	49	119	.412	21	33	.636	35	38	73	28	54	1	17	25	4	126	6.3
TOTALS	71	6	954	103	247	.417	55	86	.640	73	109	182	56	146	2	41	60	12	270	3.8
3-PT. FG: 2013-14, 2-10 (.200); 2014-15, 7-30 (.233); Totals, 9-40 (.225)																				

DAVIS, JOSH	Wyoming	#23	HT: 6-8	WT: 235																
	Birthdate: Aug. 18, 1980	Drafted: Undrafted																		
G	GS	MIN	FG	FGA	PCT	FT	FTA	PCT	OFF	DEF	TOT	A	PF	D	ST	TO	BS	PTS	AVG	
2004-05	42	5	328	42	111	.378	14	17	.824	29	50	79	12	45	0	8	15	4	117	2.8
3-PT. FG: 2004-05, 19-53 (.358)																				

PLAYOFFS	G	GS	MIN	FG	FGA	PCT	FT	FTA	PCT	OFF	DEF	TOT	A	PF	D	ST	TO	BS	PTS	AVG
2004-05	2	0	4	0	1	.000	0	0	---	0	1	1	0	1	0	0	0	0	0	0.0
3-PT. FG: 2004-05, 0-1 (.000)																				

DAVIS, MARK	Texas Tech	#7	HT: 6-7	WT: 210																
	Birthdate: Apr. 26, 1973	Drafted: 1995, 2nd round (48th overall) by Minnesota																		
G	GS	MIN	FG	FGA	PCT	FT	FTA	PCT	OFF	DEF	TOT	A	PF	D	ST	TO	BS	PTS	AVG	
1996-97	75	17	1705	251	555	.469	113	168	.673	138	185	323	135	230	7	85	118	31	639	8.5
1997-98	71	12	906	109	244	.447	64	101	.634	64	94	158	73	95	1	49	91	18	282	4.0
TOTALS	146	29	2611	360	779	.462	177	269	.658	202	279	481	208	325	8	134	209	49	921	6.3
3-PT. FG: 1996-97, 24-93 (.258); 1997-98, 0-6 (.000); Totals, 24-99 (.242)																				

DAVIS, MONTI	Tennessee State	#44	HT: 6-7	WT: 205																
	Birthdate: July 26, 1958	Drafted: 1980, 1st round (21st overall) by 76ers																		
G	GS	MIN	FG	FGA	PCT	FT	FTA	PCT	OFF	DEF	TOT	A	PF	D	ST	TO	BS	PTS	AVG	
1980-81	1	0	2	1	11.000	0	0	---	0	1	1	0	0	0	0	0	0	0	2	2.0

DAWKINS, DARRYL	Evans H.S., Orlando, FL	#53	HT: 6-11	WT: 252																
	Birthdate: Jan. 11, 1957	Drafted: 1975, 1st round (5th overall) by 76ers																		
G	GS	MIN	FG	FGA	PCT	FT	FTA	PCT	OFF	DEF	TOT	A	PF	D	ST	TO	BS	PTS	AVG	
1975-76	37	1	165	41	82	.500	8	24	.333	15	34	49	3	40	1	2	—	9	90	2.4
1976-77	59	0	684	135	215	.628	40	79	.506	59	171	230	24	129	1	12	—	49	310	5.3
1977-78	70	11	1722	332	577	.575	156	220	.709	117	438	555	85	268	5	34	123	125	820	11.7
1978-79	78	12	2035	430	831	.517	158	235	.672	123	508	631	128	295	5	32	197	143	1018	13.1
1979-80	80	80	2541	494	946	.522	190	291	.653	197	496	693	149	328	8	49	230	142	1178	14.7
1980-81	76	76	2088	423	697	.607	219	304	.720	106	439	545	109	316	9	38	220	112	1065	14.0
1981-82	48	36	1124	207	367	.564	114	164	.695	68	237	305	55	193	5	19	96	55	528	11.0
TOTALS	448	216	10359	2062	3715	.555	885	1317	.672	685	2323	3008	553	1569	34	186	866	635	5009	11.2

PLAYOFFS	G	GS	MIN	FG	FGA	PCT	FT	FTA	PCT	OFF	DEF	TOT	A	PF	D	ST	TO	BS	PTS	AVG
1976-77	18	—	331	50	95	.526	31	47	.660	9	89	98	17	46	1	8	—	18	131	7.3
1977-78	10	—	180	27	53	.509	9	17	.529	6	51	57	10	34	1	3	14	15	63	6.3
1978-79	9	—	255	56	106	.528	32	47	.681	21	61	82	12	42	1	2	17	16	144	16.0
1979-80	18	—	607	126	238	.529	60	93	.645	44	93	137	33	75	2	13	46	42	312	17.3
1980-81	16	16	421	86	153	.562	49	68	.721	28	70	98	14	71	2	3	36	16	221	13.8
1981-82	21	9	460	99	178	.556	33	50	.660	23	75	98	11	94	4	7	38	35	231	11.0
TOTALS	92	25	2254	444	823	.539	214	322	.665	131	439	570	97	362	11	36	151	142	1102	12.0

DAWKINS, JOHNNY	Duke	#12	HT: 6-2	WT: 170																
	Birthdate: Sept. 28, 1963	Drafted: 1986, 1st round (10th overall) by San Antonio																		
G	GS	MIN	FG	FGA	PCT	FT	FTA	PCT	OFF	DEF	TOT	A	PF	D	ST	TO	BS	PTS	AVG	
1989-90	81	81	2865	465	950	.489	210	244	.861	48	199	247	601	159	1	121	214	9	1162	14.3
1990-91	4	4	124	26	41	.634	10	11	.909	0	16	16	28	4	0	3	8	0	63	15.8
1991-92	82	82	2815	394	902	.437	164	186	.882	42	185	227	567	158	0	89	183	5	988	12.0
1992-93	74	10	1598	258	590	.437	113	142	.796	33	103	136	339	91	0	80	121	4	655	8.9
1993-94	72	12	1343	177	423	.418	84	100	.840	28	95	123	263	74	0	63	111	5	475	6.6
TOTALS	313	189	8745	1320	2906	.454	581	683	.851	151	598	749	1798	486	1	356	637	23	3343	10.7
3-PT. FG: 1989-90, 22-66 (.333); 1990-91, 1-4 (.250); 1991-92, 36-101 (.356); 1992-93, 26-84 (.542); 1993-94, 37-105 (.352); Totals, 122-360 (.339)																				

ALL-TIME ROSTER

PLAYOFFS

	G	GS	MIN	FG	FGA	PCT	FT	FTA	PCT	OFF	DEF	TOT	A	PF	D	ST	TO	BS	PTS	AVG
1989-90	10	10	386	53	115	.461	36	43	.837	5	17	22	93	22	0	17	29	2	142	14.2
3-PT. FG: 1989-90, 0-7 (.000)																				

DEDMON, DEWAYNE

USC

#30

HT: 7-0

WT: 255

Birthdate: Aug. 12, 1989

Drafted: N/A

	G	GS	MIN	FG	FGA	PCT	FT	FTA	PCT	OFF	DEF	TOT	A	PF	D	ST	TO	BS	PTS	AVG
2013-14	11	0	150	15	29	.517	7	13	.538	11	38	49	3	28	1	0	9	9	37	3.4

DEMPSEY, GEORGE

Kings College (Del.)

HT: 6-3

WT: 190

Birthdate: July 19, 1929

Drafted: N/A

	G	GS	MIN	FG	FGA	PCT	FT	FTA	PCT	OFF	DEF	TOT	A	PF	D	ST	TO	BS	PTS	AVG
1958-59*	57	—	694	92	215	.428	81	106	.764	—	—	160	68	95	0	—	—	—	265	4.6

PLAYOFFS

	G	GS	MIN	FG	FGA	PCT	FT	FTA	PCT	OFF	DEF	TOT	A	PF	D	ST	TO	BS	PTS	AVG
1958-59	5	—	30	3	8	.375	3	4	.750	—	—	6	4	8	0	—	—	—	9	1.8

DIERKING, CONNIE

Cincinnati

#26

HT: 6-10

WT: 230

Birthdate: Oct. 2, 1936

Drafted: 1958, 1st round (6th overall) by Syracuse

	G	GS	MIN	FG	FGA	PCT	FT	FTA	PCT	OFF	DEF	TOT	A	PF	D	ST	TO	BS	PTS	AVG
1958-59	64	—	726	105	260	.404	83	140	.593	—	—	233	34	148	2	—	—	—	293	4.6
1959-60	71	—	1119	192	526	.365	108	188	.574	—	—	456	54	168	4	—	—	—	492	6.9
1963-64	76	—	1286	191	514	.372	114	169	.675	—	—	422	50	221	3	—	—	—	496	6.5
1964-65	38	—	729	121	311	.389	54	83	.651	—	—	239	42	101	3	—	—	—	296	7.8
1970-71	53	—	714	122	306	.399	61	89	.685	—	—	227	59	109	1	—	—	—	305	5.8
TOTALS	302	—	4574	731	1917	.381	420	669	.628	—	—	1577	239	747	13	—	—	—	1882	6.2

PLAYOFFS

	G	GS	MIN	FG	FGA	PCT	FT	FTA	PCT	OFF	DEF	R	A	PF	D	ST	TO	BS	PTS	AVG
1958-59	4	—	34	2	12	.167	7	9	.778	—	—	17	2	6	0	—	—	—	11	2.8
1959-60	3	—	32	6	20	.300	0	1	.000	—	—	15	1	5	0	—	—	—	12	4.0
1963-64	5	—	71	14	33	.424	5	9	.556	—	—	30	5	10	0	—	—	—	33	6.6
TOTALS	12	—	137	22	65	.338	12	19	.632	—	—	62	8	21	0	—	—	—	56	4.7

DREW II, LARRY

UCLA

#7, #27

HT: 6-2

WT: 180

Birthdate: Mar. 5, 1990

Drafted: Undrafted

	G	GS	MIN	FG	FGA	PCT	FT	FTA	PCT	OFF	DEF	TOT	A	PF	D	ST	TO	BS	PTS	AVG
2014-15	12	1	219	20	58	.345	2	3	.667	1	14	15	45	13	0	6	25	0	46	3.8
2017-18	3	0	15	1	7	.143	0	0	.000	1	0	1	2	2	0	0	1	0	2	0.7
TOTALS	15	1	234	21	65	.323	2	3	.667	2	14	16	47	15	0	6	26	0	48	3.2

3-PT. FG: 2014-15, 4-26 (.154), 2017-18, 0-3 (.000); TOTALS, 4-29 (.138)

DUMAS, RICHARD

Oklahoma State

#7

HT: 6-7

WT: 210

Birthdate: May 19, 1969

Drafted: 1991, 2nd round (46th overall) by Phoenix

	G	GS	MIN	FG	FGA	PCT	FT	FTA	PCT	OFF	DEF	TOT	A	PF	D	ST	TO	BS	PTS	AVG
1995-96	39	14	739	95	203	.468	49	70	.700	42	57	99	44	79	1	42	49	6	241	6.2
3-PT. FG: 1995-96, 2-9 (.244)																				

DUNLEAVY, MIKE

South Carolina

#10

HT: 6-21/2

WT: 180

Birthdate: Mar. 21, 1954

Drafted: 1976, 6th round (99th overall) by 76ers

	G	GS	MIN	FG	FGA	PCT	FT	FTA	PCT	OFF	DEF	TOT	A	PF	D	ST	TO	BS	PTS	AVG
1976-77	32	0	359	60	145	.414	34	45	.756	10	24	34	56	64	1	13	—	2	154	4.8
1977-78	4	0	17	3	7	.429	2	2	1.000	0	1	1	6	0	0	1	3	0	8	2.0
TOTALS	36	0	376	63	152	.414	36	47	.766	10	25	35	62	64	1	14	3	2	162	4.5

PLAYOFFS

	G	GS	MIN	FG	FGA	PCT	FT	FTA	PCT	OFF	DEF	TOT	A	PF	D	ST	TO	BS	PTS	AVG
1976-77	11	—	68	9	25	.360	4	5	.800	1	3	4	9	14	0	3	—	0	22	2.0

DURRETT, KEN

La Salle

#33

HT: 6-71/2

WT: 190

Birthdate: Dec 8, 1948

Drafted: 1971, 1st round (4th overall) by Cincinnati

	G	GS	MIN	FG	FGA	PCT	FT	FTA	PCT	OFF	DEF	TOT	A	PF	D	ST	TO	BS	PTS	AVG
1974-75	27	0	270	35	88	.398	20	32	.625	21	41	62	10	42	0	4	4	4	90	3.3

EARLE, ED

Loyola (Chicago)

HT: 6-3

WT: 190

Birthdate: April 28, 1927

Drafted: N/A

	G	GS	MIN	FG	FGA	PCT	FT	FTA	PCT	OFF	DEF	TOT	A	PF	D	ST	TO	BS	PTS	AVG
1953-54	2	—	12	1	2	.500	2	4	.500	—	—	2	0	0	0	—	—	—	4	2.0



EDWARDS, BILL		Wright State					#40			HT: 6-8			WT: 215							
		Birthdate: Sept. 22, 1971					Drafted: Undrafted													
	G	GS	MIN	FG	FGA	PCT	FT	FTA	PCT	OFF	DEF	TOT	A	PF	D	ST	TO	BS	PTS	AVG
1993-94	3	0	44	2	18	.111	2	5	.400	5	9	14	4	6	0	3	4	1	6	2.0
3-PT. FG: 1993-94, 0-5 (.000)																				

EDWARDS, FRANKLIN		Cleveland State					#14			HT: 6-1			WT: 190							
		Birthdate: Feb. 2, 1959					Drafted: 1981, 1st round (22nd overall) by 76ers													
	G	GS	MIN	FG	FGA	PCT	FT	FTA	PCT	OFF	DEF	TOT	A	PF	D	ST	TO	BS	PTS	AVG
1981-82	42	3	291	65	150	.433	20	27	.741	10	17	27	45	37	0	16	24	5	150	3.6
1982-83	81	3	1266	228	483	.472	86	113	.761	23	62	85	221	119	0	81	110	6	542	6.7
1983-84	60	0	654	84	221	.380	34	48	.708	12	47	59	90	78	1	31	46	5	202	3.4
TOTALS	183	6	2211	377	854	.441	140	188	.745	45	126	171	356	234	1	128	180	16	894	4.9
3-PT. FG: 1981-82, 0-9 (.000); 1982-83, 0-8 (.000); 1983-84, 0-1 (.000); TOTALS, 0-18 (.000)																				

PLAYOFFS																				
	G	GS	MIN	FG	FGA	PCT	FT	FTA	PCT	OFF	DEF	TOT	A	PF	D	ST	TO	BS	PTS	AVG
1981-82	9	0	32	12	20	.600	8	9	.889	2	3	5	5	0	0	3	2	0	33	3.7
1982-83	12	0	101	13	32	.406	14	17	.824	2	7	9	17	7	0	5	6	0	40	3.3
TOTALS	21	0	133	25	52	.481	22	26	.846	4	10	14	22	7	0	8	8	0	73	3.5
3-PT. FG: 1981-82, 1-1 (1.000)																				

ELIE, MARIO		American International					#8			HT: 6-5			WT: 210							
		Birthdate: Nov. 26, 1963					Drafted: 1985, 7th round (160th overall) by Milwaukee													
	G	GS	MIN	FG	FGA	PCT	FT	FTA	PCT	OFF	DEF	TOT	A	PF	D	ST	TO	BS	PTS	AVG
1990-91	3	0	20	2	7	.286	1	2	.500	0	1	1	1	2	0	0	3	0	6	2.0
3-PT. FG: 1990-91, 31-2 (.500)																				

ELLIS, LEROY		St. John's					#25			HT: 6-11			WT: 210							
		Birthdate: Mar. 10, 1940					Drafted: 1962, 1st round (6th overall) by LA Lakers													
	G	GS	MIN	FG	FGA	PCT	FT	FTA	PCT	OFF	DEF	TOT	A	PF	D	ST	TO	BS	PTS	AVG
1972-73	69	69	2444	410	929	.441	125	156	.801	—	—	744	136	186	2	—	—	—	945	13.7
1973-74	81	81	2831	326	722	.452	147	196	.750	292	598	890	189	224	2	86	—	87	799	9.9
1974-75	82	69	2183	287	623	.461	72	99	.727	195	387	582	117	178	1	44	—	55	646	7.9
1975-76	29	13	489	61	132	.462	17	28	.607	47	75	122	21	62	0	16	—	9	139	4.8
TOTALS	261	232	7947	1084	2406	.451	361	479	.754	534	1060	2338	463	650	5	146	—	151	2529	9.7

ELSON, FRANCISCO		California					#8, 16			HT: 7-0			WT: 240							
		Birthdate: Feb. 28, 1976					Drafted: 1999, 2nd round (41st overall) by Denver													
	G	GS	MIN	FG	FGA	PCT	FT	FTA	PCT	OFF	DEF	TOT	A	PF	D	ST	TO	BS	PTS	AVG
2009-10	1	0	4	1	2	.500	0	3	.000	1	0	1	0	0	0	0	0	0	2	2.0
2011-12	5	0	16	1	3	.333	0	0	—	0	1	1	1	0	0	1	1	1	2	0.4
TOTALS	6	0	20	2	5	.400	0	3	.000	1	1	2	1	0	0	1	1	1	4	0.7

EMBIID, JOEL		Kansas					#21			HT: 7-0			WT: 260							
		Birthdate: Mar. 16, 1994					Drafted: 2014, 1st round (3rd overall) by Philadelphia													
	G	GS	MIN	FG	FGA	PCT	FT	FTA	PCT	OFF	DEF	TOT	A	PF	D	ST	TO	BS	PTS	AVG
2016-17	31	31	786	200	466	.466	191	244	.783	61	198	243	66	112	2	27	117	76	627	20.7
2017-18	63	63	1912	510	1056	.483	359	467	.769	143	547	690	199	209	1	40	234	111	1445	22.9
2018-19	64	64	2154	580	1199	.484	522	649	.804	160	711	871	234	211	1	46	226	122	1761	27.5
TOTALS	158	158	4852	1290	2684	.481	1072	1360	.788	364	1440	1804	499	532	4	113	577	309	3833	24.3
3-PT. FG: 2016-17, 36-98 (.367); 2017-18, 66-214 (.308); 2018-19, 79-263 (.277); TOTALS, 181-575 (.315)																				

PLAYOFFS																				
	G	GS	MIN	FG	FGA	PCT	FT	FTA	PCT	OFF	DEF	TOT	A	PF	D	ST	TO	BS	PTS	AVG
2017-18	8	8	278	60	138	.435	43	61	.705	23	78	101	24	31	1	7	29	14	171	21.4
2018-19	11	11	334	68	159	.428	74	90	.822	21	94	115	37	34	0	8	40	25	222	20.1
TOTALS	19	19	612	128	297	.431	117	151	.775	44	172	216	61	65	3	15	69	39	393	20.1
3-PT FG: 2017-18, 8-29 (.276); 2018-19, 12-39 (.308)																				

ALL STAR GAME																				
	G	GS	MIN	FG	FGA	PCT	FT	FTA	PCT	OFF	DEF	TOT	A	PF	D	ST	TO	BS	PTS	AVG
2018-19	1	0	20	8	13	.615	1	11.000		3	5	8	1	3	0	1	0	2	19	19.0
TOTALS	1	0	20	8	13	.615	1	11.000		3	5	8	1	3	0	1	0	2	19	19.0

ENNIS III, JAMES		Cal State Long Beach					#11			HT: 6-7			WT: 210							
		Birthdate: July 1, 1990					Drafted: 2013, 2nd round (50th overall) by Atlanta													
	G	GS	MIN	FG	FGA	PCT	FT	FTA	PCT	OFF	DEF	TOT	A	PF	D	ST	TO	BS	PTS	AVG
2018-19	18	2	281	34	83	.410	16	23	.696	23	42	65	14	39	0	3	11	7	95	5.2
TOTALS	18	2	281	34	83	.410	16	23	.696	23	42	65	14	39	0	3	11	7	95	5.2
3-PT. FG: 2018-19, 11-36 (.306)																				

ALL-TIME ROSTER

PLAYOFFS

	G	GS	MIN	FG	FGA	PCT	FT	FTA	PCT	OFF	DEF	TOT	A	PF	D	ST	TO	BS	PTS	AVG
2018-19	11	0	232	31	64	.484	12	19	.632	16	26	42	12	31	0	4	10	3	83	7.5
TOTALS	11	0	232	31	64	.484	12	19	.632	16	26	42	12	31	0	4	10	3	83	7.5

3-PT. FG: 2018-19, 9-32 (.281)

ERVING, JULIUS

Massachusetts

#6

HT: 6-61/2

WT: 200

Birthdate: Feb. 22, 1950

Drafted: 1972, 1st round (12th overall) by Milwaukee

	G	GS	MIN	FG	FGA	PCT	FT	FTA	PCT	OFF	DEF	TOT	A	PF	D	ST	TO	BS	PTS	AVG
1976-77	82	77	2940	685	1373	.499	400	515	.777	192	503	695	306	251	1	159	—	113	1770	21.6
1977-78	74	68	2429	611	1217	.502	306	362	.845	179	302	481	279	207	0	135	238	97	1528	20.6
1978-79	78	76	2802	715	1455	.491	373	501	.745	198	366	564	357	207	0	133	315	100	1803	23.1
1979-80	78	78	2812	838	1614	.519	420	534	.787	215	361	576	355	208	0	170	284	140	2100	26.9
1980-81	82	82	2874	794	1524	.521	422	536	.787	244	413	657	364	233	0	173	266	147	2014	24.6
1981-82	81	81	2789	780	1428	.546	411	539	.763	220	337	557	319	229	1	161	214	141	1974	24.4
1982-83	72	72	2421	605	1170	.517	330	435	.759	173	318	491	263	202	1	112	196	131	1542	21.4
1983-84	77	77	2683	678	1324	.512	364	483	.754	190	342	532	309	217	3	141	230	139	1727	22.4
1984-85	78	78	2535	610	1236	.494	338	442	.765	172	242	414	233	199	0	135	208	109	1561	20.0
1985-86	74	74	2474	521	1085	.480	289	368	.785	169	201	370	248	196	3	113	214	82	1340	18.1
1986-87	60	60	1918	400	850	.471	191	235	.813	115	149	264	191	137	0	76	158	94	1005	16.8
TOTALS	836	823	28677	7237	15073	.507	3844	4950	.777	2067	3534	5601	3224	2286	9	1508	2323	1293	18364	22.0

3-PT. FG: 1979-80, 4-20 (.200); 1980-81, 4-18 (.222); 1981-82, 3-11 (.273); 1982-83, 2-7 (.286); 1983-84, 7-21 (.333); 1984-85, 3-14 (.214); 1985-86, 9-32 (.281); 1986-87, 14-53 (.264); TOTALS, 46-176 (.261)

PLAYOFFS

	G	GS	MIN	FG	FGA	PCT	FT	FTA	PCT	OFF	DEF	TOT	A	PF	D	ST	TO	BS	PTS	AVG
1976-77	19	—	758	204	390	.523	110	134	.821	41	81	122	85	45	0	41	—	23	518	27.3
1977-78	10	—	358	88	180	.489	42	56	.750	40	57	97	40	30	0	15	35	18	218	21.8
1978-79	9	—	372	89	172	.517	51	67	.761	29	41	70	53	22	0	18	38	17	229	25.4
1979-80	18	—	694	165	338	.488	108	136	.794	31	105	136	79	56	0	36	56	37	440	24.4
1980-81	16	16	592	143	301	.475	81	107	.757	52	62	114	54	54	0	22	55	41	367	22.9
1981-82	21	21	780	168	324	.519	124	165	.752	57	99	156	99	55	0	37	67	37	461	22.0
1982-83	13	13	493	95	211	.450	49	68	.721	32	67	99	44	42	1	15	39	27	239	18.4
1983-84	5	5	194	36	76	.474	19	22	.864	9	23	32	25	14	0	8	21	6	91	18.2
1984-85	13	13	434	84	187	.449	54	63	.857	29	44	73	48	34	0	25	37	11	222	17.1
1985-86	12	12	433	81	180	.450	48	65	.738	26	44	70	50	32	0	11	39	16	212	17.7
1986-87	5	5	180	34	82	.415	21	25	.840	14	11	25	17	19	0	7	9	6	91	18.2
TOTALS	141	85	5288	1187	2441	.486	707	908	.779	360	634	994	594	403	1	235	396	239	3088	21.9

3-PT. FG: 1979-80, 2-9 (.222); 1980-81, 0-1 (.000); 1981-82, 1-6 (.167); 1982-83, 0-1 (.000); 1983-84, 0-1 (.000); 1984-85, 0-1 (.000); 1985-86, 2-11 (.182); TOTALS, 5-30 (.167)

ALL-STAR GAME

	G	GS	MIN	FG	FGA	PCT	FT	FTA	PCT	OFF	DEF	TOT	A	PF	D	ST	TO	BS	PTS	AVG
1977	1	1	30	12	20	.600	6	6	1.000	5	7	12	3	2	0	4	—	1	30	—
1978	1	1	27	3	14	.214	10	12	.833	2	6	8	3	1	0	0	—	1	16	—
1979	1	1	39	10	22	.455	9	12	.750	6	2	8	5	4	0	2	—	0	29	—
1980	1	1	20	4	12	.333	3	4	.750	2	3	5	2	5	0	2	—	1	11	—
1981	1	1	29	6	15	.400	6	7	.857	3	0	3	2	2	0	2	2	1	18	—
1982	1	1	32	7	16	.438	2	4	.500	3	5	8	2	4	0	1	1	2	16	—
1983	1	1	28	11	19	.579	3	3	1.000	3	3	6	3	1	0	1	2	2	25	—
1984	1	1	36	14	22	.636	6	8	.750	4	4	8	5	4	0	2	1	2	34	—
1985	1	1	23	5	15	.333	2	2	1.000	2	2	4	3	3	0	1	1	0	12	—
1986	1	1	19	4	10	.400	0	2	.000	1	3	4	2	2	0	2	2	0	8	—
1987	1	1	33	9	13	.692	3	3	1.000	3	1	4	5	3	0	1	2	1	22	—
TOTALS	11	11	316	85	178	.478	50	63	.794	34	36	70	35	31	0	18	11	11	221	20.1

3-PT. FG: 1987, 1-1 (.1000)

EVANS, REGGIE

Iowa

#30

HT: 6-8

WT: 245

Birthdate: Nov. 18, 1980

Drafted: N/A

	G	GS	MIN	FG	FGA	PCT	FT	FTA	PCT	OFF	DEF	TOT	A	PF	D	ST	TO	BS	PTS	AVG
2007-08	81	61	1879	152	346	.439	120	257	.467	224	387	611	65	213	0	86	108	8	425	5.2
2008-09	79	7	1140	79	178	.444	104	175	.594	135	226	361	26	161	0	41	69	8	262	3.3
TOTALS	160	68	3019	231	524	.441	224	432	.519	359	613	972	91	374	0	127	177	16	687	4.3

3-PT. FG: 2007-08, 1-1 (.1000); 2008-09, 0-1 (.000); TOTALS, 1-2 (.500)

PLAYOFFS

	G	GS	MIN	FG	FGA	PCT	FT	FTA	PCT	OFF	DEF	TOT	A	PF	D	ST	TO	BS	PTS	AVG
2007-08	6	0	148	13	26	.500	15	24	.625	16	31	47	3	20	0	5	13	0	41	6.8
2008-09	6	0	36	2	9	.222	3	4	.750	2	8	10	0	4	0	3	2	0	7	1.4
TOTALS	12	0	184	15	35	.429	18	28	.643	18	39	57	3	24	0	8	15	0	48	4.0

FARLEY, DICK

Indiana

#12

HT: 6-4

WT: 190

Birthdate: April 13, 1932

Drafted: N/A

	G	GS	MIN	FG	FGA	PCT	FT	FTA	PCT	OFF	DEF	TOT	A	PF	D	ST	TO	BS	PTS	AVG
1954-55	69	—	1113	136	353	.385	136	201	.677	—	—	167	111	145	1	—	—	—	408	5.9
1955-56	72	—	1429	168	451	.373	143	207	.691	—	—	165	151	145	2	—	—	—	479	6.7



TOTALS 141 — 2542 304 804 .378 279 408 .684 — — 332 262 299 3 — — — 887 6.3

PLAYOFFS

	G	GS	MIN	FG	FGA	PCT	FT	FTA	PCT	OFF	DEF	TOT	A	PF	D	ST	TO	BS	PTS	AVG
1954-55	11	—	168	19	56	.339	14	25	.560	—	—	13	20	29	0	—	—	—	52	4.7
1955-56	8	—	169	34	72	.472	19	31	.613	—	—	21	28	31	2	—	—	—	87	10.9
TOTALS	19	—	337	53	128	.414	33	56	.589	—	—	34	48	60	2	—	—	—	139	7.3

FARMER, JIM

Alabama

#22

HT: 6-4

WT: 190

Birthdate: Sept. 23, 1964

Drafted: 1987, 1st round (20th overall) by Dallas

	G	GS	MIN	FG	FGA	PCT	FT	FTA	PCT	OFF	DEF	TOT	A	PF	D	ST	TO	BS	PTS	AVG
1990-91	2	0	13	2	7	.286	2	2	1.000	2	3	5	0	0	0	0	1	0	6	3.0

3-PT. FG: 1990-91, 0-1 (.000)

FILIPEK, RON

Tennessee Tech

#20

HT: 6-5

WT: 210

Birthdate: Feb. 5, 1944

Drafted: 1967, 9th round (100th overall) by 76ers

	G	GS	MIN	FG	FGA	PCT	FT	FTA	PCT	OFF	DEF	TOT	A	PF	D	ST	TO	BS	PTS	AVG
1967-68	19	—	73	18	47	.383	7	14	.500	—	—	25	7	12	0	—	—	—	43	2.3

FORD, ALFONSO

Mississippi Valley State

#8

HT: 6-2

WT: 190

Birthdate: Oct. 31, 1971

Drafted: 1993, 2nd round (32nd overall) by 76ers

	G	GS	MIN	FG	FGA	PCT	FT	FTA	PCT	OFF	DEF	TOT	A	PF	D	ST	TO	BS	PTS	AVG
1994-95	5	0	98	9	39	.231	1	2	.500	8	12	20	9	5	0	1	8	0	19	3.8

3-PT. FG: 1994-95, 0-0 (.000)

FOSTER, FRED

Miami (Ohio)

#25

HT: 6-5 1/2

WT: 225

Birthdate: Mar. 18, 1946

Drafted: 1968, 3rd round (28th overall) by Cincinnati

	G	GS	MIN	FG	FGA	PCT	FT	FTA	PCT	OFF	DEF	TOT	A	PF	D	ST	TO	BS	PTS	AVG
1970-71	66	6	888	145	360	.403	72	103	.699	—	—	147	61	113	3	—	—	—	362	5.5
1971-72	74	14	1699	347	837	.415	185	243	.761	—	—	276	90	184	3	—	—	—	879	11.9
TOTALS	140	20	2587	492	1197	.411	257	346	.743	—	—	423	151	297	6	—	—	—	1241	8.9

PLAYOFFS

	G	GS	MIN	FG	FGA	PCT	FT	FTA	PCT	OFF	DEF	TOT	A	PF	D	ST	TO	BS	PTS	AVG
1970-71	5	—	49	8	19	.421	2	2	1.000	—	—	12	5	6	0	—	—	—	18	3.6

FRAZIER, TIM

Penn State

#20

HT: 6-1

WT: 170

Birthdate: Nov. 1, 1990

Drafted: Undrafted

	G	GS	MIN	FG	FGA	PCT	FT	FTA	PCT	OFF	DEF	TOT	A	PF	D	ST	TO	BS	PTS	AVG
2014-15	6	3	171	13	43	.302	5	15	.333	4	15	19	43	16	0	6	18	0	34	5.7

3-PT. FG: 2014-15, 3-11 (.273)

FREE, LLOYD (WORLD)

Guilford

#21 and #12

HT: 6-3

WT: 185

Birthdate: Dec. 9, 1953

Drafted: 1975, 2nd round (23rd overall) by 76ers

	G	GS	MIN	FG	FGA	PCT	FT	FTA	PCT	OFF	DEF	TOT	A	PF	D	ST	TO	BS	PTS	AVG
1975-76	71	5	1121	239	533	.448	112	186	.602	64	61	125	104	107	0	3	—	6	590	8.3
1976-77	78	37	2253	467	1022	.457	334	464	.720	97	140	237	266	207	2	75	—	25	1268	16.3
1977-78	76	5	2050	390	857	.455	411	562	.731	92	120	212	306	199	0	68	200	41	1191	15.7
1986-87	20	2	285	39	123	.317	36	47	.766	5	14	19	30	26	0	5	18	4	116	5.8
TOTALS	245	49	5709	1135	2535	.448	893	1259	.709	258	335	593	706	539	2	185	218	76	3165	12.9

3-PT. FG: 1986-87, 2-9 (.222)

PLAYOFFS

	G	GS	MIN	FG	FGA	PCT	FT	FTA	PCT	OFF	DEF	TOT	A	PF	D	ST	TO	BS	PTS	AVG
1975-76	3	—	62	11	28	.393	10	13	.769	1	0	1	5	6	0	3	—	0	32	10.7
1976-77	15	—	281	63	170	.371	53	77	.688	10	22	32	29	33	0	12	—	8	179	11.9
1977-78	10	—	268	51	124	.411	59	81	.728	10	21	31	37	26	0	4	26	6	161	16.1
TOTALS	28	—	611	125	322	.388	122	171	.713	21	43	64	71	65	0	19	26	14	372	13.3

FREEMAN, ROD

Vanderbilt

#28

HT: 6-7

WT: 225

Birthdate: Nov. 5, 1950

Drafted: 1973, 11th round (166th overall) by 76ers

	G	GS	MIN	FG	FGA	PCT	FT	FTA	PCT	OFF	DEF	TOT	A	PF	D	ST	TO	BS	PTS	AVG
1973-74	35	0	265	39	103	.379	28	41	.683	22	32	54	14	42	0	12	—	1	106	3.0

FULTZ, MARKELLE

Washington

#20

HT: 6-4

WT: 200

Birthdate: May 29, 1998

Drafted: 2017, 1st round (1st overall) by Philadelphia

	G	GS	MIN	FG	FGA	PCT	FT	FTA	PCT	OFF	DEF	TOT	A	PF	D	ST	TO	BS	PTS	AVG
2017-18	14	0	253	45	111	.405	10	21	.476	11	32	43	53	22	0	12	17	4	100	7.1
2018-19	19	15	427	65	155	.419	21	37	.568	26	44	70	59	52	0	17	25	5	155	8.16
TOTALS	33	15	680	110	266	.414	31	58	.534	37	76	113	112	74	0	29	42	9	255	7.73

3-PT FG: 2017-18, 0-1 (.000); 2018-19, 4-14 (.286); 2018-19, 4-15 (.267)

ALL-TIME ROSTER

PLAYOFFS

	G	GS	MIN	FG	FGA	PCT	FT	FTA	PCT	OFF	DEF	TOT	A	PF	D	ST	TO	BS	PTS	AVG
2017-18	3	0	23	1	7	0.143	3	4	.750	0	3	3	5	4	0	2	1	0	5	1.7
3-PT FG:2017-18, 0-0 (.000)																				

FURLOW, TERRY

Michigan State

#25

HT: 6-5

WT: 200

Birthdate: Oct. 18, 1954

Drafted: 1976, 1st round (12th overall) by 76ers

	G	GS	MIN	FG	FGA	PCT	FT	FTA	PCT	OFF	DEF	TOT	A	PF	D	ST	TO	BS	PTS	AVG
1976-77	32	0	174	34	100	.340	16	18	.889	18	21	39	19	11	0	7	—	2	84	2.6

PLAYOFFS

	G	GS	MIN	FG	FGA	PCT	FT	FTA	PCT	OFF	DEF	TOT	A	PF	D	ST	TO	BS	PTS	AVG
1976-77	5	—	16	6	11	.545	4	4	1.000	3	2	5	0	2	0	1	—	0	16	3.2

GABOR, BILLY

Syracuse

HT: 5-11

WT: 180

Birthdate: May 13, 1922

Drafted: 1948, by Rochester

	G	GS	MIN	FG	FGA	PCT	FT	FTA	PCT	OFF	DEF	TOT	A	PF	D	ST	TO	BS	PTS	AVG
1949-50	56	—	—	226	671	.337	157	228	.689	—	—	—	108	198	—	—	—	—	609	10.9
1950-51	61	—	—	255	745	.342	179	242	.740	—	—	150	125	213	7	—	—	—	689	11.3
1951-52	57	—	1085	173	538	.322	142	183	.776	—	—	93	86	188	5	—	—	—	488	8.6
1952-53	69	—	1337	215	614	.350	217	284	.764	—	—	104	134	262	11	—	—	—	647	9.4
1953-54	61	—	1211	204	551	.370	139	194	.716	—	—	96	162	183	4	—	—	—	547	9.0
1954-55	3	—	47	7	22	.318	3	5	.600	—	—	5	11	6	0	—	—	—	17	5.7
TOTALS	307	—	3680	1080	3141	.344	837	1136	.737	—	—	448	626	1050	27	—	—	—	2997	9.8

PLAYOFFS

	G	GS	MIN	FG	FGA	PCT	FT	FTA	PCT	OFF	DEF	TOT	A	PF	D	ST	TO	BS	PTS	AVG
1949-50	10	—	—	25	97	.258	26	31	.839	—	—	—	25	27	—	—	—	—	76	7.6
1950-51	7	—	—	27	72	.375	9	14	.643	—	—	20	18	24	1	—	—	—	63	9.0
1951-52	7	—	80	11	33	.333	12	16	.750	—	—	6	10	16	0	—	—	—	34	4.9
1952-53	2	—	28	5	12	.417	8	13	.615	—	—	3	2	12	2	—	—	—	18	9.0
1953-54	10	—	196	24	83	.289	28	40	.700	—	—	28	19	36	1	—	—	—	76	7.6
TOTALS	36	—	304	92	297	.310	83	114	.728	—	—	57	74	115	4	—	—	—	267	7.4

ALL-STAR GAME

	G	GS	MIN	FG	FGA	PCT	FT	FTA	PCT	OFF	DEF	TOT	A	PF	D	ST	TO	BS	PTS	AVG
1953	1	0	25	0	3	.000	0	1	.000	—	—	5	2	—	—	—	—	—	0	0.0

GAI, DENG

Fairfield

#35

HT: 6-9

WT: 230

Birthdate: Mar. 22, 1982

Drafted: Undrafted

	G	GS	MIN	FG	FGA	PCT	FT	FTA	PCT	OFF	DEF	TOT	A	PF	D	ST	TO	BS	PTS	AVG
2005-06	2	0	5	0	0	—	0	0	—	—	—	0	0	0	0	0	0	0	0	0.0

GAINES, COREY

Loyola Marymount

#8 and #5

HT: 6-3

WT: 195

Birthdate: June 1, 1965

Drafted: 1988, 3rd round (65th overall) by Seattle

	G	GS	MIN	FG	FGA	PCT	FT	FTA	PCT	OFF	DEF	TOT	A	PF	D	ST	TO	BS	PTS	AVG
1989-90	9	0	81	4	12	.333	1	4	.250	1	4	5	26	11	0	4	10	0	10	1.1
1994-95	11	8	280	24	51	.471	5	11	.455	1	17	18	33	23	0	8	14	1	55	5.0
TOTALS	20	8	361	28	63	.444	6	15	.400	2	21	23	59	34	0	12	24	1	65	3.3
3-PT. FG: 1989-90, 1-2 (.500); 1994-95, 2-15 (.133); TOTALS, 3-17 (.176)																				

GAMBEE, DAVE

Oregon State

#20

HT: 6-6

WT: 215

Birthdate: Apr. 16, 1937

Drafted: 1958, 1st round (7th overall) by St. Louis

	G	GS	MIN	FG	FGA	PCT	FT	FTA	PCT	OFF	DEF	TOT	A	PF	D	ST	TO	BS	PTS	AVG
1960-61	79	—	2090	397	947	.419	291	352	.827	—	—	581	101	276	6	—	—	—	1085	13.7
1961-62	80	—	2301	477	1126	.424	384	470	.817	—	—	631	114	275	10	—	—	—	1338	16.7
1962-63	60	—	1234	235	537	.438	199	238	.836	—	—	289	48	190	2	—	—	—	669	11.2
1963-64	41	—	927	149	378	.394	151	185	.816	—	—	256	35	161	6	—	—	—	449	11.0
1964-65	80	—	1993	356	864	.412	299	368	.813	—	—	468	113	277	7	—	—	—	1011	12.6
1965-66	72	—	1068	168	437	.384	159	187	.850	—	—	273	71	189	3	—	—	—	495	6.9
1966-67	63	—	757	150	345	.435	107	125	.856	—	—	197	42	143	5	—	—	—	407	6.5
TOTALS	475	—	10370	1932	4634	.417	1590	1925	.826	—	—	2695	524	1511	39	—	—	—	5454	11.5

PLAYOFFS

	G	GS	MIN	FG	FGA	PCT	FT	FTA	PCT	OFF	DEF	TOT	A	PF	D	ST	TO	BS	PTS	AVG
1960-61	8	—	208	34	95	.358	32	41	.780	—	—	55	12	33	0	—	—	—	100	12.5
1961-62	5	—	170	17	54	.315	22	25	.880	—	—	45	4	22	1	—	—	—	56	11.2
1962-63	5	—	75	10	34	.294	12	13	.923	—	—	16	0	14	0	—	—	—	32	6.4
1963-64	5	—	149	24	60	.400	21	27	.778	—	—	29	8	23	1	—	—	—	69	13.8
1964-65	10	—	132	16	48	.333	30	34	.882	—	—	24	6	31	1	—	—	—	62	6.2
1965-66	5	—	82	11	29	.379	8	11	.727	—	—	14	4	14	0	—	—	—	30	6.0
1966-67	5	—	24	6	11	.545	6	6	1.000	—	—	8	2	6	0	—	—	—	18	3.6
TOTALS	43	—	840	118	331	.356	131	157	.834	—	—	191	36	143	3	—	—	—	367	8.5

**GEIGER, MATT****Georgia Tech****#52****HT: 7-1****WT: 250****Birthdate: Sept. 10, 1969****Drafted: 1992, 2nd round (42nd overall) by Miami**

	G	GS	MIN	FG	FGA	PCT	FT	FTA	PCT	OFF	DEF	TOT	A	PF	D	ST	TO	BS	PTS	AVG
1998-99	50	40	1540	266	555	.479	141	177	.797	137	225	362	58	157	2	39	101	40	674	13.5
1999-00	65	20	1406	260	589	.441	109	140	.779	154	233	387	39	194	1	29	91	22	629	9.7
2000-01	35	4	542	88	224	.393	37	54	.685	50	89	139	14	73	0	12	25	8	213	6.1
2001-02	4	0	36	1	8	.125	1	2	.500	3	3	6	0	2	0	0	2	2	3	0.8
TOTALS	154	64	3524	615	1376	.447	288	373	.772	344	530	894	111	426	3	80	219	72	1519	9.9

3-PT. FG: 1998-99, 1-5 (.200); 1999-00, 0-4 (.000); 2000-01, 0-2 (.000); TOTALS, 1-11 (.091)

PLAYOFFS

	G	GS	MIN	FG	FGA	PCT	FT	FTA	PCT	OFF	DEF	TOT	A	PF	D	ST	TO	BS	PTS	AVG
98-99	8	8	239	42	96	.438	24	29	.828	23	38	61	6	29	0	9	13	6	108	13.5
99-00	8	0	128	25	50	.500	20	25	.800	17	23	40	2	23	0	5	5	2	70	8.8
00-01	12	0	100	17	29	.586	4	4	1.000	10	8	18	7	30	2	2	5	0	38	3.2
TOTALS	28	8	467	84	175	.480	48	58	.828	50	69	119	15	82	2	16	23	8	216	7.7

3-PT. FG: 1998-99, 0-1 (.000); 1999-00, 0-0 (---); 2000-01, 0-0 (---); TOTALS, 0-1 (.000)

GILLIAM, ARMEN**Nevada Las Vegas****#35****HT: 6-9****WT: 250****Birthdate: May 28, 1964****Drafted: 1987, 1st round (2nd overall) by Phoenix**

	G	GS	MIN	FG	FGA	PCT	FT	FTA	PCT	OFF	DEF	TOT	A	PF	D	ST	TO	BS	PTS	AVG
1990-91	50	50	1695	292	621	.470	164	201	.816	134	230	364	78	120	1	35	110	32	748	15.0
1991-92	81	81	2771	512	1001	.511	343	425	.807	234	426	660	118	176	1	51	166	85	1367	16.9
1992-93	80	26	1742	359	774	.464	274	325	.843	136	336	472	116	123	0	37	157	54	992	12.4
TOTALS	211	157	6208	1163	2396	.485	781	951	.821	504	992	1496	312	419	2	123	433	171	3107	14.7

3-PT. FG: 1990-91, 0-2 (.000); 1991-92, 0-2 (.000); 1992-93, 0-1 (.000); TOTALS, 0-5 (.000)

PLAYOFFS

	G	GS	MIN	FG	FGA	PCT	FT	FTA	PCT	OFF	DEF	TOT	A	PF	D	ST	TO	BS	PTS	AVG
1990-91	8	8	287	48	104	.482	39	46	.848	14	38	52	10	16	0	5	15	6	135	16.9

GIRICEK, GORDAN**Croatia****#11****HT: 6-6****WT: 220****Birthdate: June 20, 1977****Drafted: 1999, 2nd round (40th overall) by Dallas**

	G	GS	MIN	FG	FGA	PCT	FT	FTA	PCT	OFF	DEF	TOT	A	PF	D	ST	TO	BS	PTS	AVG
2007-08	12	0	110	5	15	.333	6	8	.750	1	13	14	11	9	0	3	8	1	37	3.1

3-PT. FG: 2007-08, 13-41 (.317)

GMINSKI, MIKE**Duke****#42****HT: 6-11****WT: 255****Birthdate: Aug. 3, 1959****Drafted: 1980, 1st round (7th overall) by New Jersey**

	G	GS	MIN	FG	FGA	PCT	FT	FTA	PCT	OFF	DEF	TOT	A	PF	D	ST	TO	BS	PTS	AVG
1987-88	47	47	1767	290	652	.445	212	226	.938	163	331	494	84	98	0	36	94	85	792	16.9
1988-89	82	82	2739	556	1166	.477	297	341	.871	213	556	769	138	142	0	46	129	106	1409	17.2
1989-90	81	81	2659	458	1002	.457	193	235	.821	196	491	687	128	136	0	43	98	102	1112	13.7
1990-91	30	29	791	109	284	.384	53	63	.841	71	130	201	33	41	0	16	31	34	272	9.1
TOTALS	240	239	7956	1413	3104	.455	755	865	.873	643	1508	2151	383	417	0	141	352	327	3585	14.9

3-PT. FG: 1988-89, 0-6 (.000); 1989-90, 3-17 (.176); 1990-91, 1-8 (.125); TOTALS, 4-31 (.129)

PLAYOFFS

	G	GS	MIN	FG	FGA	PCT	FT	FTA	PCT	OFF	DEF	TOT	A	PF	D	ST	TO	BS	PTS	AVG
1988-89	3	—	118	19	48	.396	11	16	.688	6	17	23	2	8	0	0	2	8	49	16.3
1989-90	10	—	342	57	117	.487	14	15	.933	8	46	54	11	27	0	8	17	23	128	12.8
TOTALS	13	—	460	76	165	.461	25	31	.806	14	63	77	13	35	0	8	19	31	177	13.6

3-PT. FG: 1989-90, 0-5 (.000)

GORDON, DREW**New Mexico****#30****HT: 6-9****WT: 245****Birthdate: Aug. 7, 1990****Drafted: Undrafted**

	G	GS	MIN	FG	FGA	PCT	FT	FTA	PCT	OFF	DEF	TOT	A	PF	D	ST	TO	BS	PTS	AVG
2014-15	9	0	71	8	19	.421	1	2	.500	7	11	18	2	7	0	1	8	0	17	1.9

3-PT. FG: 2014-15, 0-3 (.000)

GOVEDARICA, BATO**DePaul****#30****HT: 5-11****WT: 185****Birthdate: April 17, 1928****Drafted: 1951, by Syracuse**

	G	GS	MIN	FG	FGA	PCT	FT	FTA	PCT	OFF	DEF	TOT	A	PF	D	ST	TO	BS	PTS	AVG	
1953-54	23	—	258	25	79	.316	25	37	.676	—	—	—	18	24	44	1	—	—	—	75	3.3

GRABOSKI, JOE**None****#30****HT: 6-8****WT: 230****Birthdate: Jan. 15, 1930****Drafted: N/A**

	G	GS	MIN	FG	FGA	PCT	FT	FTA	PCT	OFF	DEF	TOT	A	PF	D	ST	TO	BS	PTS	AVG
1961-62*	38	—	468	77	221	.348	39	65	.600	—	—	154	28	62	0	—	—	—	193	5.1

ALL-TIME ROSTER

PLAYOFFS

	G	GS	MIN	FG	FGA	PCT	FT	FTA	PCT	OFF	DEF	TOT	A	PF	D	ST	TO	BS	PTS	AVG
1961-62	4	—	24	1	7	.143	1	11.000	—	—	4	0	3	0	—	—	—	—	3	0.8

GRAHAM, GREG

Indiana

#20

HT: 6-4

WT: 174

Birthdate: Nov. 26, 1970

Drafted: 1993, 1st round (17th overall) by Charlotte

	G	GS	MIN	FG	FGA	PCT	FT	FTA	PCT	OFF	DEF	TOT	A	PF	D	ST	TO	BS	PTS	AVG
1993-94	70	6	889	122	305	.400	92	110	.836	21	65	86	66	54	0	61	65	4	338	4.8
1994-95	50	7	775	95	223	.426	55	73	.753	19	43	62	66	76	0	29	48	6	251	5.0
1995-96	8	3	128	17	32	.531	15	17	.882	5	10	15	11	16	0	5	17	0	56	7.0
TOTALS	128	16	1792	234	560	.418	162	200	.810	45	118	163	143	146	0	95	130	10	645	5.0

3-PT. FG: 1993-94, 2-25 (.080); 1994-95, 6-28 (.214); 1995-96, 7-14 (.500); TOTALS, 15-67 (.224)

GRANT, JERAMI

Syracuse

#39

HT: 6-8

WT: 210

Birthdate: Mar. 12, 1994

Drafted: 2014, 2nd round (39th overall) by Philadelphia

	G	GS	MIN	FG	FGA	PCT	FT	FTA	PCT	OFF	DEF	TOT	A	PF	D	ST	TO	BS	PTS	AVG
2014-15	65	11	1377	124	352	.352	114	193	.591	49	149	198	79	144	2	40	85	68	411	6.3
2015-16	77	52	2066	251	599	.419	212	322	.658	99	262	361	135	215	1	54	110	127	749	9.7
2016-17	2	0	41	6	17	.353	4	8	.500	0	6	6	0	5	0	0	3	4	16	8.0
TOTALS	144	63	3484	381	968	.394	330	523	.631	148	417	565	214	364	3	94	198	199	1176	8.2

3-PT. FG: 2014-15, 49-156 (.314); 2015-16, 35-146 (.240); 2016-17, 0-2; TOTALS, 84-304 (.276)

GRANT, GREG

Trenton State

#3

HT: 5-7

WT: 140

Birthdate: Aug. 29, 1966

Drafted: 1989, 2nd round (52nd overall) by Phoenix

	G	GS	MIN	FG	FGA	PCT	FT	FTA	PCT	OFF	DEF	TOT	A	PF	D	ST	TO	BS	PTS	AVG
1991-92	55	0	834	99	217	.456	19	22	.864	13	52	65	199	73	0	37	41	2	224	4.1
1992-93	72	0	996	77	220	.350	20	31	.645	24	43	67	206	73	0	43	54	1	194	2.7
1995-96	11	2	280	18	48	.375	5	6	.833	3	18	21	60	28	0	12	15	2	45	4.1
TOTALS	138	2	2110	194	485	.400	44	59	.746	40	113	153	465	174	0	92	110	5	463	3.4

3-PT. FG: 1991-92, 7-18 (.389); 1992-93, 20-68 (.294); 1995-96, 4-18 (.222); TOTALS, 31-104 (.298)

GRANT, HARVEY

Oklahoma

#44

HT: 6-7

WT: 225

Birthdate: July 4, 1965

Drafted: 1988, 1st round (12th overall) by Washington

	G	GS	MIN	FG	FGA	PCT	FT	FTA	PCT	OFF	DEF	TOT	A	PF	D	ST	TO	BS	PTS	AVG
1998-99	47	10	798	62	168	.369	21	29	.724	36	74	110	23	73	1	20	21	16	146	3.1

3-PT. FG: 1998-99, 1-6 (.167)

PLAYOFFS

	G	GS	MIN	FG	FGA	PCT	FT	FTA	PCT	OFF	DEF	TOT	A	PF	D	ST	TO	BS	PTS	AVG
1998-99	4	0	29	1	11.000	—	0	0	---	1	3	4	0	1	0	0	0	1	2	0.5

GRAYER, JEFF

Iowa State

#14

HT: 6-5

WT: 215

Birthdate: Dec. 17, 1965

Drafted: 1988, 1st round (13th overall) by Milwaukee

	G	GS	MIN	FG	FGA	PCT	FT	FTA	PCT	OFF	DEF	TOT	A	PF	D	ST	TO	BS	PTS	AVG
1994-95	47	25	1098	163	381	.428	58	83	.699	58	91	149	74	80	1	27	56	4	389	8.3

3-PT. FG: 1994-95, 5-15 (.333)

GREEN, JOHN

Michigan State

#12

HT: 6-5

WT: 200

Birthdate: Dec. 8, 1933

Drafted: 1959, 1st round (5th overall) by New York

	G	GS	MIN	FG	FGA	PCT	FT	FTA	PCT	OFF	DEF	TOT	A	PF	D	ST	TO	BS	PTS	AVG
1967-68	35	—	367	69	150	.460	39	83	.470	—	—	122	21	51	0	—	—	—	177	5.1
1968-69	74	—	795	146	282	.518	57	125	.456	—	—	330	47	110	1	—	—	—	349	4.7
TOTALS	109	—	1162	215	432	.498	96	208	.462	—	—	452	68	161	1	—	—	—	526	4.8

PLAYOFFS

	G	GS	MIN	FG	FGA	PCT	FT	FTA	PCT	OFF	DEF	TOT	A	PF	D	ST	TO	BS	PTS	AVG
1967-68	12	—	219	38	65	.585	20	43	.465	—	—	66	8	19	0	—	—	—	96	8.0
1968-69	5	—	44	9	16	.563	5	9	.556	—	—	14	1	12	1	—	—	—	23	4.6
TOTALS	17	—	263	47	81	.580	25	52	.481	—	—	80	9	31	1	—	—	—	119	7.0

GREEN, KENNY

Wake Forest

#25

HT: 6-7

WT: 215

Birthdate: Oct. 11, 1964

Drafted: 1985, 1st round (12th overall) by Washington

	G	GS	MIN	FG	FGA	PCT	FT	FTA	PCT	OFF	DEF	TOT	A	PF	D	ST	TO	BS	PTS	AVG
1985-86	21	0	232	39	91	.429	14	23	.609	10	25	35	6	27	0	1	18	2	92	4.4
1986-87	19	0	172	25	70	.357	14	19	.737	6	22	28	7	8	0	4	15	2	64	3.4
TOTALS	40	0	404	64	161	.398	28	42	.667	16	47	63	13	35	0	5	33	4	156	3.9

GREEN, LUTHER

Long Island University

#25

HT: 6-7

WT: 190

Birthdate: Nov. 13, 1946

Drafted: Undrafted

	G	GS	MIN	FG	FGA	PCT	FT	FTA	PCT	OFF	DEF	TOT	A	PF	D	ST	TO	BS	PTS	AVG
1972-73	5	0	32	0	11	.000	3	9	.333	—	—	3	0	3	0	—	—	—	3	0.6



GREEN, RICKEY

Michigan

#14

HT: 6-11/2

WT: 170

Birthdate: Aug. 18, 1954

Drafted: 1977, 1st round (16th overall) by Golden St.

	G	GS	MIN	FG	FGA	PCT	FT	FTA	PCT	OFF	DEF	TOT	A	PF	D	ST	TO	BS	PTS	AVG
1990-91	79	75	2248	334	722	.463	117	141	.830	33	104	137	413	130	0	57	108	6	793	10.0
3-PT FG: 1990-91, 8-36 (.222)																				

PLAYOFFS

	G	GS	MIN	FG	FGA	PCT	FT	FTA	PCT	OFF	DEF	TOT	A	PF	D	ST	TO	BS	PTS	AVG
1990-91	8	8	199	24	55	.436	8	9	.889	1	8	9	22	9	0	7	13	0	59	7.4
3PT FG: 1990-91, 3-4 (.750)																				

GREEN, SEAN

Iona

#7

HT: 6-5

WT: 210

Birthdate: Feb. 2, 1970

Drafted: 1991, 2nd round (41st overall) by Indiana

	G	GS	MIN	FG	FGA	PCT	FT	FTA	PCT	OFF	DEF	TOT	A	PF	D	ST	TO	BS	PTS	AVG
1993-94	35	0	332	63	182	.346	13	18	.722	10	24	34	16	21	0	18	27	6	149	4.3
3 PT. FG: 1993-94, 10-41 (.244)																				

GREEN, WILLIE

Detroit-Mercy

#33

HT: 6-4

WT: 200

Birthdate: July 28, 1981

Drafted: 2003, 2nd round (41st overall) by Seattle

	G	GS	MIN	FG	FGA	PCT	FT	FTA	PCT	OFF	DEF	TOT	A	PF	D	ST	TO	BS	PTS	AVG
2003-04	53	0	767	143	357	.401	59	81	.728	16	49	65	53	83	0	26	59	5	364	6.9
2004-05	57	21	1066	155	423	.366	97	125	.776	22	111	133	100	121	0	34	75	6	437	7.7
2005-06	10	2	153	28	66	.424	4	5	.800	1	14	15	5	13	0	2	12	0	70	7.0
2006-07	74	36	1842	357	868	.411	74	111	.667	42	116	158	112	144	1	56	106	4	839	11.3
2007-08	74	74	1970	379	870	.436	112	148	.757	32	150	182	151	119	0	54	109	22	921	12.4
2008-09	81	60	1828	286	658	.435	62	85	.729	29	97	126	158	154	0	53	64	13	685	8.5
2009-10	73	18	1553	248	543	.457	95	114	.833	20	109	129	152	135	0	32	67	11	638	8.7
TOTALS	422	211	9180	1596	3785	.422	503	669	.752	162	646	808	731	769	1	257	492	61	3954	9.4
3-PT FG: 2003-04, 19-61 (.311); 2004-05, 30-105 (.286); 2005-06, 10-19 (.526); 2006-07, 51-157 (.325); 2007-08, 51-179 (.285); 2008-09, 51-161 (.317); 2009-10, 47-136 (.346); TOTALS, 259-818 (.317)																				

PLAYOFFS

	G	GS	MIN	FG	FGA	PCT	FT	FTA	PCT	OFF	DEF	TOT	A	PF	D	ST	TO	BS	PTS	AVG
2004-05	5	0	63	8	18	.444	9	10	.900	3	6	9	3	5	0	1	2	0	27	5.4
2007-08	6	6	142	22	51	.431	9	14	.643	2	6	8	12	19	1	5	9	4	54	9.0
2008-09	6	6	148	21	51	.412	1	3	.333	0	6	6	7	13	0	0	5	1	47	7.8
TOTALS	17	12	353	51	120	.425	19	27	.704	5	18	23	22	37	1	6	16	25	128	7.5
3-PT FG: 2004-05, 2-9 (.222); 2007-08, 1-5 (.200); 2008-09, 4-11 (.364); TOTALS, 7-25 (.280)																				

GREENSPAN, JERRY

Maryland

#22

HT: 6-5

WT: 195

Birthdate: Nov. 22, 1941

Drafted: 1963, 3rd round (24th overall) by Syracuse

	G	GS	MIN	FG	FGA	PCT	FT	FTA	PCT	OFF	DEF	TOT	A	PF	D	ST	TO	BS	PTS	AVG
1963-64	20	—	280	32	90	.356	34	50	.680	—	—	72	11	54	0	—	—	—	98	4.9
1964-65	5	—	49	8	13	.615	8	8	1.000	—	—	11	0	12	0	—	—	—	24	4.8
TOTALS	25	—	329	40	103	.388	42	58	.724	—	—	83	11	66	0	—	—	—	122	4.9

GREER, HAL

Marshall

#15

HT: 6-2

WT: 175

Birthdate: June 26, 1936

Drafted: 1958, 2nd round (14th overall) by Syracuse

	G	GS	MIN	FG	FGA	PCT	FT	FTA	PCT	OFF	DEF	TOT	A	PF	D	ST	TO	BS	PTS	AVG
1958-59	68	—	1625	308	679	.454	137	176	.778	—	—	196	101	189	1	—	—	—	753	11.1
1959-60	70	—	1979	388	815	.476	148	189	.783	—	—	303	188	208	4	—	—	—	924	13.2
1960-61	79	—	2763	623	1381	.451	305	394	.774	—	—	455	302	242	0	—	—	—	1551	19.6
1961-62	71	—	2705	644	1442	.447	331	404	.819	—	—	524	313	252	2	—	—	—	1619	22.8
1962-63	80	—	2631	600	1293	.464	362	434	.834	—	—	457	275	286	4	—	—	—	1562	19.5
1963-64	80	—	3157	715	1611	.444	435	525	.829	—	—	484	374	291	6	—	—	—	1865	23.3
1964-65	70	—	2600	539	1245	.433	335	413	.811	—	—	355	313	254	7	—	—	—	1413	20.2
1965-66	80	—	3326	703	1580	.445	413	514	.804	—	—	473	384	315	6	—	—	—	1819	22.7
1966-67	80	—	3086	699	1524	.459	367	466	.788	—	—	422	303	302	5	—	—	—	1765	22.1
1967-68	82	—	3263	777	1626	.478	422	549	.769	—	—	444	372	289	6	—	—	—	1976	24.1
1968-69	82	—	3311	732	1595	.459	432	543	.796	—	—	435	414	294	8	—	—	—	1896	23.1
1969-70	80	—	3024	705	1551	.455	352	432	.815	—	—	376	405	300	8	—	—	—	1762	22.0
1970-71	81	69	3060	591	1371	.431	326	405	.805	—	—	364	369	289	4	—	—	—	1508	18.6
1971-72	81	53	2410	389	866	.449	181	234	.774	—	—	271	316	268	10	—	—	—	959	11.8
1972-73	38	17	848	91	232	.392	32	39	.821	—	—	106	111	76	1	—	—	—	214	5.6
TOTALS	1122	139	39788	8504	18811	.452	4578	5717	.801	—	—	5665	4540	3855	72	—	—	—	21586	19.2

PLAYOFFS

	G	GS	MIN	FG	FGA	PCT	FT	FTA	PCT	OFF	DEF	TOT	A	PF	D	ST	TO	BS	PTS	AVG
1958-59	9	—	277	39	93	.419	26	32	.813	—	—	47	20	35	2	—	—	—	104	11.6
1959-60	3	—	84	22	43	.512	3	4	.750	—	—	14	10	5	0	—	—	—	47	15.7
1960-61	8	—	232	41	106	.387	33	40	.825	—	—	33	19	32	1	—	—	—	115	14.4
1961-62	1	—	5	0	0	---	0	0	---	—	—	0	0	1	0	—	—	—	0	0.0
1962-63	5	—	214	44	87	.506	29	35	.829	—	—	27	21	21	1	—	—	—	117	23.4
1963-64	5	—	211	37	95	.389	33	39	.846	—	—	28	30	19	1	—	—	—	107	21.4
1964-65	11	—	505	101	222	.455	69	87	.793	—	—	81	55	45	2	—	—	—	271	24.6

ALL-TIME ROSTER

1965-66	5	—	226	32	91	.352	18	23	.783	—	—	36	21	21	0	—	—	—	—	82	16.4
1966-67	15	—	688	161	375	.429	94	118	.797	—	—	88	79	55	1	—	—	—	—	416	27.7
1967-68	13	—	553	120	278	.432	95	111	.856	—	—	79	55	49	1	—	—	—	—	335	25.8
1968-69	5	—	204	26	81	.321	28	36	.778	—	—	30	23	23	0	—	—	—	—	80	16.0
1969-70	5	—	178	33	74	.446	11	13	.846	—	—	17	27	16	0	—	—	—	—	77	15.4
1970-71	7	—	265	49	112	.438	27	36	.750	—	—	25	33	35	4	—	—	—	—	125	17.9
TOTALS	92	—	3642	705	1657	.425	466	574	.812	—	—	505	393	357	13	—	—	—	—	1876	20.4

ALL-STAR GAME

	G	GS	MIN	FG	FGA	PCT	FT	FTA	PCT	OFF	DEF	TOT	A	PF	D	ST	TO	BS	PTS	AVG	
1961	1	0	18	7	11	.636	0	0	---	—	—	6	2	—	—	—	—	—	—	8	—
1962	1	0	24	3	14	.214	2	7	.286	—	—	10	9	—	—	—	—	—	—	14	—
1963	1	0	15	3	7	.429	0	0	.000	—	—	3	2	—	—	—	—	—	—	6	—
1964	1	1	20	5	10	.500	3	4	.750	—	—	3	4	1	0	—	—	—	—	13	—
1965	1	0	21	5	11	.455	3	4	.750	—	—	4	1	2	0	—	—	—	—	13	—
1966	1	0	23	4	13	.308	1	11	.091	—	—	5	1	4	0	—	—	—	—	9	—
1967	1	1	31	5	16	.313	7	8	.875	—	—	4	1	5	0	—	—	—	—	17	—
1968	1	0	17	8	8	1.000	5	7	.714	—	—	3	3	2	0	—	—	—	—	21	—
1969	1	0	17	0	1	.000	4	5	.800	—	—	3	2	2	0	—	—	—	—	4	—
1970	1	0	21	7	11	.636	1	11	.091	—	—	4	3	4	0	—	—	—	—	15	—
TOTALS	10	2	207	47	102	.461	26	37	.703	—	—	45	28	20	0	—	—	—	—	120	12.0

GUOKAS, MATT

St. Joseph's

#14

HT: 6-51/2

WT: 185

Birthdate: Feb. 25, 1974

Drafted: 1966, 1st round (9th overall) by 76ers

	G	GS	MIN	FG	FGA	PCT	FT	FTA	PCT	OFF	DEF	TOT	A	PF	D	ST	TO	BS	PTS	AVG	
1966-67	69	—	808	79	203	.389	49	81	.605	—	—	83	105	82	0	—	—	—	—	207	3.0
1967-68	82	—	1612	190	393	.483	118	152	.776	—	—	185	191	172	0	—	—	—	—	498	6.1
1968-69	72	—	838	92	216	.426	54	81	.667	—	—	94	104	121	1	—	—	—	—	238	3.3
1969-70	80	—	1558	189	416	.454	106	149	.711	—	—	216	222	201	0	—	—	—	—	484	6.1
1970-71	1	—	5	0	0	---	0	0	---	—	—	1	0	0	0	—	—	—	—	0	0.0
TOTALS	304	—	4821	550	1228	.448	327	463	.706	—	—	579	622	576	1	—	—	—	—	1427	4.7

PLAYOFFS

	G	GS	MIN	FG	FGA	PCT	FT	FTA	PCT	OFF	DEF	TOT	A	PF	D	ST	TO	BS	PTS	AVG	
1966-67	15	—	252	26	64	.406	13	17	.765	—	—	30	23	33	0	—	—	—	—	65	4.3
1967-68	13	—	327	30	79	.380	20	27	.741	—	—	43	30	39	0	—	—	—	—	80	6.2
1968-69	5	—	100	11	27	.407	4	5	.800	—	—	12	8	12	0	—	—	—	—	26	5.2
1970-71	2	—	23	6	8	.750	1	1	1.000	—	—	3	1	1	0	—	—	—	—	13	6.5
TOTALS	35	—	702	73	178	.410	38	50	.760	—	—	88	62	85	0	—	—	—	—	184	5.3

HALBROOK, SWEDE

Oregon State

HT: 7-3

WT: 235

Birthdate: Jan. 30, 1933

Drafted: N/A

	G	GS	MIN	FG	FGA	PCT	FT	FTA	PCT	OFF	DEF	TOT	A	PF	D	ST	TO	BS	PTS	AVG	
1960-61	79	—	1131	155	463	.335	76	140	.543	—	—	550	31	262	9	—	—	—	—	386	4.9
1961-62	64	—	908	152	422	.360	96	151	.636	—	—	399	33	179	7	—	—	—	—	400	6.3
TOTALS	143	—	2039	307	885	.347	172	291	.591	—	—	949	64	441	16	—	—	—	—	786	5.5

PLAYOFFS

	G	GS	MIN	FG	FGA	PCT	FT	FTA	PCT	OFF	DEF	TOT	A	PF	D	ST	TO	BS	PTS	AVG	
1960-61	8	—	176	24	78	.308	15	22	.682	—	—	85	12	25	1	—	—	—	—	63	7.9

HALIMON, SHALER

Utah State

#26

HT: 6-6

WT: 200

Birthdate: Mar. 30, 1945

Drafted: 1968, 1st round (14th overall) by 76ers

	G	GS	MIN	FG	FGA	PCT	FT	FTA	PCT	OFF	DEF	TOT	A	PF	D	ST	TO	BS	PTS	AVG	
1968-69	50	—	350	88	196	.449	10	32	.313	—	—	86	18	34	0	—	—	—	—	186	3.7

PLAYOFFS

	G	GS	MIN	FG	FGA	PCT	FT	FTA	PCT	OFF	DEF	TOT	A	PF	D	ST	TO	BS	PTS	AVG	
1968-69	1	—	2	1	2	.500	0	0	---	—	—	0	0	0	0	—	—	—	—	2	2.0

HALLIBURTON, JEFF

Drake

#42

HT: 6-5

WT: 195

Birthdate: July 3, 1949

Drafted: 1971, 3rd round (39th overall) by Atlanta

	G	GS	MIN	FG	FGA	PCT	FT	FTA	PCT	OFF	DEF	TOT	A	PF	D	ST	TO	BS	PTS	AVG	
1972-73	31	0	549	122	280	.436	50	66	.758	—	—	82	68	78	1	—	—	—	—	294	9.5

HAMILTON, ZENDON

St. John's (N.Y.)

#42

HT: 6-11

WT: 240

Birthdate: April 29, 1975

Drafted: Undrafted

	G	GS	MIN	FG	FGA	PCT	FT	FTA	PCT	OFF	DEF	TOT	A	PF	D	ST	TO	BS	PTS	AVG
2003-04	45	0	472	51	95	.537	67	96	.698	49	97	146	13	74	0	8	27	8	169	3.8
2005-06	1	0	3	0	1	.000	1	2	.500	0	0	0	0	1	0	1	0	0	1	1.0
TOTALS	46	0	475	51	96	.531	68	98	.694	49	97	147	13	75	0	9	27	8	170	3.7



HANNUM, ALEX

USC

HT: 6-7

WT: 225

Birthdate: July 19, 1923

Drafted: 1948, by Indianapolis

	G	GS	MIN	FG	FGA	PCT	FT	FTA	PCT	OFF	DEF	TOT	A	PF	D	ST	TO	BS	PTS	AVG
1949-50	64	—	—	177	488	.363	128	186	.688	—	—	—	129	264	—	—	—	—	482	7.5
1950-51	63	—	—	182	494	.368	107	197	.543	—	—	301	119	271	16	—	—	—	471	7.5
TOTALS	127	—	—	359	982	.366	235	383	.614	—	—	301	248	535	16	—	—	—	953	7.5

PLAYOFFS

	G	GS	MIN	FG	FGA	PCT	FT	FTA	PCT	OFF	DEF	TOT	A	PF	D	ST	TO	BS	PTS	AVG
1949-50	11	—	—	38	86	.442	17	34	.500	—	—	—	10	50	—	—	—	—	93	8.5
1950-51	7	—	—	17	39	.436	8	10	.800	—	—	47	17	37	3	—	—	—	42	6.0
TOTALS	18	—	—	55	125	.440	25	44	.568	—	—	47	27	87	3	—	—	—	135	7.5

HARMON, JEROME

Louisville

#40

HT: 6-5

WT: 206

Birthdate: Feb. 6, 1969

Drafted: Undrafted

	G	GS	MIN	FG	FGA	PCT	FT	FTA	PCT	OFF	DEF	TOT	A	PF	D	ST	TO	BS	PTS	AVG
1994-95	10	0	158	21	53	.396	3	6	.500	9	14	23	12	12	0	9	7	0	46	4.6

3-PT. FG: 1994-95, 1-1 (.1000)

HARPER, JUSTIN

Richmond

#40

HT: 6-10

WT: 225

Birthdate: Aug. 30, 1989

Drafted: 2011, 2nd round (32nd overall) by Cleveland

	G	GS	MIN	FG	FGA	PCT	FT	FTA	PCT	OFF	DEF	TOT	A	PF	D	ST	TO	BS	PTS	AVG
2016-17	3	0	31	5	12	.417	0	0	0	2	3	5	2	2	0	0	4	0	12	4.0

3-PT. FG: 2016-17, 2-7 (.286)

HARPRING, MATT

Georgia Tech

#23

HT: 6-7

WT: 231

Birthdate: Feb. 6, 1969

Drafted: 1998, 1st round (15th overall) by Orlando

	G	GS	MIN	FG	FGA	PCT	FT	FTA	PCT	OFF	DEF	TOT	A	PF	D	ST	TO	BS	PTS	AVG
2001-02	81	81	2541	386	838	.461	165	222	.743	203	370	573	107	201	1	70	127	5	958	11.8

3-PT. FG: 2001-02, 21-69 (.304)

PLAYOFFS

	G	GS	MIN	FG	FGA	PCT	FT	FTA	PCT	OFF	DEF	TOT	A	PF	D	ST	TO	BS	PTS	AVG
2001-02	5	5	119	22	44	.500	7	9	.778	13	13	26	7	12	0	5	5	0	51	10.2

HARRIS, LUCIOUS

Long Beach State

#30

HT: 6-5

WT: 205

Birthdate: Dec. 18, 1970

Drafted: 1993, 2nd round (28th overall) by Dallas

	G	GS	MIN	FG	FGA	PCT	FT	FTA	PCT	OFF	DEF	TOT	A	PF	D	ST	TO	BS	PTS	AVG
1996-97	54	3	813	112	294	.381	33	47	.702	27	44	71	50	45	0	24	39	0	217	3.6

3-PT. FG: 1996-97, 36-99 (.364)

HARRIS, TOBIAS

Tennessee

#33

HT: 6-9

WT: 235

Birthdate: July 15, 1992

Drafted: 2011, 1st round (19th overall) by Charlotte

	G	GS	MIN	FG	FGA	PCT	FT	FTA	PCT	OFF	DEF	TOT	A	PF	D	ST	TO	BS	PTS	AVG
2018-19	27	27	944	187	399	.469	74	88	.841	32	181	213	79	61	0	11	42	13	492	18.2
TOTALS	27	27	944	187	399	.469	74	88	.841	32	181	213	79	61	0	11	42	13	492	18.2

3-PT. FG: 2018-19, 44-135 (.326)

PLAYOFFS

	G	GS	MIN	FG	FGA	PCT	FT	FTA	PCT	OFF	DEF	TOT	A	PF	D	ST	TO	BS	PTS	AVG
2018-19	12	12	443	71	167	.425	22	26	.846	12	97	109	48	30	0	13	19	6	186	15.5
TOTALS	12	12	443	71	167	.425	22	26	.846	12	97	109	48	30	0	13	19	6	186	15.5

3-PT. FG: 2018-19, 22-63 (.349)

HARRIS, TONY

New Orleans

#3

HT: 6-3

WT: 190

Birthdate: May 13, 1967

Drafted: Undrafted

	G	GS	MIN	FG	FGA	PCT	FT	FTA	PCT	OFF	DEF	TOT	A	PF	D	ST	TO	BS	PTS	AVG
1990-91	6	0	41	4	16	.250	2	4	.500	0	1	1	0	5	0	1	3	0	10	1.7

3-PT. FG: 1990-91, 0-2 (.000)

HARRISON, BOB

Michigan

#3

HT: 6-1

WT: 190

Birthdate: Aug. 12, 1927

Drafted: 1949, by Minneapolis

	G	GS	MIN	FG	FGA	PCT	FT	FTA	PCT	OFF	DEF	TOT	A	PF	D	ST	TO	BS	PTS	AVG
1956-57*	66	—	1810	243	629	.386	93	130	.715	—	—	—	156	161	220	5	—	—	579	8.8
1957-58	72	—	1799	210	604	.348	97	122	.795	—	—	166	169	200	1	—	—	—	517	7.2
TOTALS	138	—	3609	453	1233	.367	190	252	.754	—	—	322	330	420	6	—	—	—	1096	7.9

PLAYOFFS

	G	GS	MIN	FG	FGA	PCT	FT	FTA	PCT	OFF	DEF	TOT	A	PF	D	ST	TO	BS	PTS	AVG
1956-57	5	—	133	12	45	.267	8	9	.889	—	—	13	15	21	1	—	—	—	32	6.4
1957-58	3	—	43	4	16	.250	2	3	.667	—	—	7	5	6	0	—	—	—	10	3.3
TOTALS	8	—	176	16	61	.262	10	12	.833	—	—	20	20	27	1	—	—	—	42	5.3

ALL-TIME ROSTER

HAWES, SPENCER

WASHINGTON

#00

HT: 7-1

WT: 245

Birthdate: Apr. 28, 1988

Drafted: 2007, 1st round (10th overall) by Sacramento

	G	GS	MIN	FG	FGA	PCT	FT	FTA	PCT	OFF	DEF	TOT	A	PF	D	ST	TO	BS	PTS	AVG
2010-11	81	81	1718	264	568	.465	47	88	.534	129	336	465	121	201	2	29	97	71	584	7.2
2011-12	37	29	920	156	319	.489	40	55	.727	78	192	270	98	100	0	16	55	48	355	9.6
2012-13	82	40	2233	376	811	.464	122	157	.777	173	417	590	183	233	1	24	131	113	905	11.0
2013-14	53	53	1666	264	586	.454	79	101	.782	88	364	452	176	154	2	31	119	67	688	13.0
TOTALS	253	203	6537	1060	2284	.464	288	401	.718	468	1309	1777	578	688	5	100	402	299	2532	10.0

3-PT. FG: 2010-11, 9-37 (.243); 2011-12, 3-12 (.250); 2012-13, 31-87 (.356); 2013-14, 81-203 (.399); TOTALS, 124-339 (.366)

PLAYOFFS

	G	GS	MIN	FG	FGA	PCT	FT	FTA	PCT	OFF	DEF	TOT	A	PF	D	ST	TO	BS	PTS	AVG
2010-11	5	5	98	12	33	.364	2	4	.500	5	14	19	9	11	0	0	2	2	26	5.2
2011-12	13	12	332	50	108	.463	19	26	.731	18	68	86	21	32	0	4	22	11	121	9.3
TOTALS	18	17	430	62	141	.440	21	30	.700	23	82	105	30	43	0	4	24	13	147	8.2

3-PT. FG: 2010-11, 0-1 (.000); 2011-12, 2-5 (.400); TOTALS, 2-6 (.333)

HAWKINS, HERSEY

Bradley

#33

HT: 6-3

WT: 190

Birthdate: Sept. 29, 1966

Drafted: 1988, 1st round (6th overall) by LA Clippers

	G	GS	MIN	FG	FGA	PCT	FT	FTA	PCT	OFF	DEF	TOT	A	PF	D	ST	TO	BS	PTS	AVG
1988-89	79	79	2577	442	971	.455	241	290	.831	51	174	225	239	184	0	120	158	37	1196	15.1
1989-90	82	82	2856	522	1136	.460	387	436	.888	85	219	304	261	217	2	130	185	28	1515	18.5
1990-91	80	80	3110	590	1251	.472	479	550	.871	48	262	310	299	182	0	178	213	39	1767	22.1
1991-92	81	81	3013	521	1127	.462	403	461	.874	53	218	271	248	174	0	157	189	43	1536	19.0
1992-93	81	81	2977	551	1172	.470	419	487	.860	91	255	346	317	189	0	137	180	30	1643	20.3
TOTALS	403	403	14533	2626	5657	.464	1929	2224	.867	328	1128	1456	1364	946	2	722	925	177	7657	19.0

3-PT. FG: 1988-89, 71-166 (.428); 1989-90, 84-200 (.420); 1990-91, 108-270 (.400); 1991-92, 91-229 (.397); 1992-93, 122-307 (.397);

TOTALS, 416-1172 (.406)

PLAYOFFS

	G	GS	MIN	FG	FGA	PCT	FT	FTA	PCT	OFF	DEF	TOT	A	PF	D	ST	TO	BS	PTS	AVG
1988-89	3	3	72	3	24	.125	2	21	0.000	1	4	5	4	6	0	3	3	1	8	2.7
1989-90	10	10	415	81	163	.497	59	63	.937	8	23	31	36	25	0	12	31	7	235	23.5
1990-91	8	8	329	47	101	.465	59	63	.937	8	38	46	27	29	1	20	16	10	167	20.9
TOTALS	21	21	816	131	288	.455	120	128	.938	17	65	82	67	60	1	35	50	18	410	19.5

3-PT. FG: 1988-89, 0-5 (.000); 1989-90, 14-36 (.389); 1990-91, 14-26 (.538); TOTALS, 28-67 (.418)

ALL-STAR GAME

	G	GS	MIN	FG	FGA	PCT	FT	FTA	PCT	OFF	DEF	TOT	A	PF	D	ST	TO	BS	PTS	AVG
1991	1	0	14	3	5	.600	0	0	---	0	0	0	1	1	0	0	1	0	6	6

3-PT. FG: 1991, 0-1 (.000)

HAYES, STEVE

Idaho State

#31

HT: 7-0

WT: 205

Birthdate: Aug. 2, 1955

Drafted: 1977, 4th round (76th overall) by New York

	G	GS	MIN	FG	FGA	PCT	FT	FTA	PCT	OFF	DEF	TOT	A	PF	D	ST	TO	BS	PTS	AVG
1984-85	11	0	101	10	18	.556	2	4	.500	11	23	34	1	19	0	1	2	4	22	2.0

HENDERSON, ALAN

Indiana

#44

HT: 6-9

WT: 240

Birthdate: Dec. 2, 1972

Drafted: 1995, 1st round (16th overall) by Atlanta

	G	GS	MIN	FG	FGA	PCT	FT	FTA	PCT	OFF	DEF	TOT	A	PF	D	ST	TO	BS	PTS	AVG
2006-07	38	5	418	43	67	.642	33	47	.702	48	59	107	10	62	1	9	12	12	119	3.1

HENDERSON, DAVID

Duke

#3

HT: 6-5

WT: 195

Birthdate: July 21, 1964

Drafted: 1986, 3rd round (58th overall) by Washington

	G	GS	MIN	FG	FGA	PCT	FT	FTA	PCT	OFF	DEF	TOT	A	PF	D	ST	TO	BS	PTS	AVG
1987-88	69	3	1436	189	439	.431	136	168	.810	26	71	97	218	173	0	67	125	5	581	8.4
1988-89	65	0	986	144	348	.414	104	127	.819	17	51	68	140	121	1	42	73	3	425	6.5
TOTALS	134	3	2422	333	787	.423	240	295	.814	43	122	165	358	294	1	109	198	8	1006	7.5

3-PT. FG: 1987-88, 67-159 (.421); 1988-89, 33-107 (.308); TOTALS, 100-266 (.376)

PLAYOFFS

	G	GS	MIN	FG	FGA	PCT	FT	FTA	PCT	OFF	DEF	TOT	A	PF	D	ST	TO	BS	PTS	AVG
1988-89	3	—	69	10	25	.400	2	6	.333	3	4	7	5	10	0	2	5	0	24	8.0

3-PT. FG: 1987-88, 2-7 (.286)

HENDERSON, GERALD

Virginia Commonwealth

#12

HT: 6-2

WT: 195

Birthdate: Jan 16, 1956

Drafted: 1978, 3rd round (64th overall) by San Antonio

	G	GS	MIN	FG	FGA	PCT	FT	FTA	PCT	OFF	DEF	TOT	A	PF	D	ST	TO	BS	PTS	AVG
1987-88	69	3	1436	189	439	.431	136	168	.810	26	71	97	218	173	0	67	125	5	581	8.4
1988-89	65	0	986	144	348	.414	104	127	.819	17	51	68	140	121	1	42	73	3	425	6.5
TOTALS	134	3	2422	333	787	.423	240	295	.814	43	122	165	358	294	1	109	198	8	1006	7.5

3-PT. FG: 1987-88, 67-159 (.421); 1988-89, 33-107 (.308); TOTALS, 100-266 (.376)



PLAYOFFS

	G	GS	MIN	FG	FGA	PCT	FT	FTA	PCT	OFF	DEF	TOT	A	PF	D	ST	TO	BS	PTS	AVG
1988-89	3	—	69	10	25	.400	2	6	.333	3	4	7	5	10	0	2	5	0	24	8.0
3-PT. FG: 1987-88, 2-7 (.286)																				

HENDERSON, GERALD

Duke

#12

HT: 6-5

WT: 215

Birthdate: Dec. 9, 1987

Drafted: 2009, 1st round (11th overall) by Charlotte

	G	GS	MIN	FG	FGA	PCT	FT	FTA	PCT	OFF	DEF	TOT	A	PF	D	ST	TO	BS	PTS	AVG
2016-17	72	41	1667	234	553	.423	133	165	.806	34	151	185	112	129	0	40	62	15	662	9.2
3-PT. FG: 1996-97, 3-12 (.250)																				

HENDRICKSON, MARK

Washington State

#14

HT: 6-9

WT: 220

Birthdate: June 23, 1974

Drafted: 1996, 2nd round (31st overall) by 76ers

	G	GS	MIN	FG	FGA	PCT	FT	FTA	PCT	OFF	DEF	TOT	A	PF	D	ST	TO	BS	PTS	AVG
1996-97	29	1	301	32	77	.416	18	26	.692	35	57	92	3	32	1	10	14	4	85	2.9
3-PT. FG: 1996-97, 3-12 (.250)																				

HENNESSY, LARRY

Villanova

#14

HT: 6-3

WT: 185

Birthdate: May 20, 1929

Drafted: Undrafted

	G	GS	MIN	FG	FGA	PCT	FT	FTA	PCT	OFF	DEF	TOT	A	PF	D	ST	TO	BS	PTS	AVG
1956-57	21	—	373	56	175	.320	23	32	.719	—	—	45	27	28	0	—	—	—	135	6.4

HENRY, AL

Wisconsin

#26

HT: 6-9

WT: 190

Birthdate: Feb. 9, 1949

Drafted: 1970, 1st round (12th overall) by 76ers

	G	GS	MIN	FG	FGA	PCT	FT	FTA	PCT	OFF	DEF	TOT	A	PF	D	ST	TO	BS	PTS	AVG
1970-71	6	—	26	1	6	.167	5	7	.714	—	—	11	0	1	0	—	—	—	7	1.2
1971-72	43	1	421	68	156	.436	51	73	.699	—	—	137	8	42	0	—	—	—	187	4.3
TOTALS	49	1	447	69	162	.426	56	80	.700	—	—	148	8	43	0	—	—	—	194	4.0

HETZEL, FRED

Davidson

#20

HT: 6-8

WT: 230

Birthdate: July 21, 1942

Drafted: 1965, 1st round (1st overall) by San Francisco

	G	GS	MIN	FG	FGA	PCT	FT	FTA	PCT	OFF	DEF	TOT	A	PF	D	ST	TO	BS	PTS	AVG
1969-70	63	—	757	156	323	.483	71	85	.835	—	—	207	44	110	3	—	—	—	383	6.1

PLAYOFFS

	G	GS	MIN	FG	FGA	PCT	FT	FTA	PCT	OFF	DEF	TOT	A	PF	D	ST	TO	BS	PTS	AVG
1969-70	5	—	75	13	25	.520	9	11	.818	—	—	18	3	10	0	—	—	—	95	7.0

HEYMAN, ART

Duke

#35

HT: 6-5

WT: 205

Birthdate: June 24, 1941

Drafted: 1963, 1st round (1st overall) by New York

	G	GS	MIN	FG	FGA	PCT	FT	FTA	PCT	OFF	DEF	TOT	A	PF	D	ST	TO	BS	PTS	AVG
1965-66	6	—	20	3	9	.333	4	5	.800	—	—	4	4	4	0	—	—	—	10	1.7

HIGGINS, SEAN

Michigan

#9

HT: 6-9

WT: 215

Birthdate: Dec. 30, 1968

Drafted: 1990, 2nd round (54th overall) by San Antonio

	G	GS	MIN	FG	FGA	PCT	FT	FTA	PCT	OFF	DEF	TOT	A	PF	D	ST	TO	BS	PTS	AVG
1995-96	44	4	916	134	323	.415	35	37	.946	20	72	92	55	90	1	24	49	11	351	8.0
3-PT. FG: 1995-96, 48-129 (.372)																				

HIGHSMITH, HAYWOOD

Wheeling Jesuit University

#7

HT: 6-7

WT: 220

Birthdate: Dec. 9, 1996

Drafted: Undrafted

	G	GS	MIN	FG	FGA	PCT	FT	FTA	PCT	OFF	DEF	TOT	A	PF	D	ST	TO	BS	PTS	AVG
2018-19	5	0	40	4	10	.400	0	2	.000	0	5	5	2	1	0	1	1	0	9	1.8
TOTALS	5	0	40	4	10	.400	0	2	.000	0	5	5	2	1	0	1	1	0	9	1.8
3-PT. FG: 2018-19, 1-5 (.200)																				

HILL, TYRONE

Xavier

#40

HT: 6-9

WT: 250

Birthdate: Mar. 19, 1968

Drafted: 1990, 1st round (11th overall) by Golden State

	G	GS	MIN	FG	FGA	PCT	FT	FTA	PCT	OFF	DEF	TOT	A	PF	D	ST	TO	BS	PTS	AVG
1998-99	21	6	587	72	150	.480	35	69	.507	64	89	153	18	77	2	16	35	8	179	8.5
1999-00	68	65	2155	318	656	.485	179	259	.691	220	405	625	52	243	3	64	124	27	815	12.0
2000-01	76	75	2363	278	587	.474	172	273	.630	239	448	687	48	242	2	37	127	27	728	9.6
2002-03	24	18	496	44	109	.404	21	35	.600	56	68	124	9	68	0	15	16	7	109	4.5
TOTALS	189	164	5601	712	1502	.474	407	636	.640	579	1010	1589	127	630	7	132	302	69	1831	9.7
3-PT. FG: 1998-99, 0-0 (.000); 1999-00, 0-1 (.000); 2000-01, 0-1 (.000); 2002-03, 0-0 (.000); TOTALS, 0-2 (.000)																				

PLAYOFFS

	G	GS	MIN	FG	FGA	PCT	FT	FTA	PCT	OFF	DEF	TOT	A	PF	D	ST	TO	BS	PTS	AVG
1998-99	8	1	196	19	39	.487	7	19	.368	19	40	59	0	33	1	3	6	2	45	5.6
1999-00	10	10	352	46	100	.460	31	44	.705	36	61	97	9	38	0	9	12	1	123	12.3

ALL-TIME ROSTER

2000-01	23	23	742	65	159	409	36	53	.679	54	114	168	10	80	0	13	26	12	166	7.2
2002-03	10	0	141	12	19	.632	4	4	1.000	12	16	28	2	29	0	1	6	1	28	2.8
TOTALS	51	34	1431	142	317	.448	78	120	.650	121	231	352	21	180	1	26	50	16	362	7.1

3-PT. FG: 1999-00, 0-1 (.000); 2000-01, 0-1 (.000); TOTALS, 0-2 (.000)

HINSON, ROY

Rutgers

#23

HT: 6-9

WT: 215

Birthdate: May 2, 1961

Drafted: 1983, 1st round (20th overall) by Cleveland

	G	GS	MIN	FG	FGA	PCT	FT	FTA	PCT	OFF	DEF	TOT	A	PF	D	ST	TO	BS	PTS	AVG
1986-87	76	58	2489	393	823	.478	273	360	.758	150	338	488	60	281	4	45	148	161	1059	13.9
1987-88	29	10	845	123	272	.452	89	124	.718	53	116	169	27	90	3	24	63	68	335	11.6
TOTALS	105	68	3334	516	1095	.471	362	484	.748	203	454	657	87	371	7	69	211	229	1394	13.3

3-PT. FG: 1986-87, 0-1 (.000); 1987-88, 0-1 (.000); TOTALS, 0-2 (.000)

PLAYOFFS

	G	GS	MIN	FG	FGA	PCT	FT	FTA	PCT	OFF	DEF	TOT	A	PF	D	ST	TO	BS	PTS	AVG
1986-87	5	0	159	31	52	.596	24	38	.632	6	17	23	3	18	0	4	2	10	86	17.2

HOLIDAY, JRUE

UCLA

#11

HT: 6-4

WT: 205

Birthdate: June 12, 1990

Drafted: 2009, 1st round (17th overall) by Philadelphia

	G	GS	MIN	FG	FGA	PCT	FT	FTA	PCT	OFF	DEF	TOT	A	PF	D	ST	TO	BS	PTS	AVG
2009-10	73	51	1767	230	520	.442	65	86	.756	56	135	191	280	153	0	79	156	18	587	8.0
2010-11	82	82	2901	446	999	.446	172	209	.823	68	264	332	531	203	3	120	218	29	1145	14.0
2011-12	65	65	2196	360	834	.432	94	120	.783	57	155	212	290	137	2	103	135	18	879	13.5
2012-13	78	78	2926	555	1288	.431	182	242	.752	89	240	329	625	170	2	123	292	32	1383	17.7
TOTALS	298	276	9789	1591	3641	.437	513	657	.781	270	794	1064	1726	663	7	425	801	97	3994	13.4

3-PT. FG: 2009-10, 62-159 (.390); 2010-11, 81-222 (.365); 2011-12, 65-171 (.380); 2012-13, 91-247 (.368); TOTALS, 299-799 (.374)

PLAYOFFS

	G	GS	MIN	FG	FGA	PCT	FT	FTA	PCT	OFF	DEF	TOT	A	PF	D	ST	TO	BS	PTS	AVG
2010-11	5	5	188	24	58	.414	112	15	.800	3	16	19	28	10	0	10	11	2	71	14.2
2011-12	13	13	494	74	179	.413	38	44	.864	17	44	61	67	24	0	20	26	8	206	15.8
TOTALS	18	18	682	98	237	.414	50	59	.847	20	60	80	95	34	0	30	37	10	277	15.4

3-PT. FG: 2010-11, 11-21 (.524); 2011-12, 20-49 (.408); 31-70 (.443)

HOLIDAY, JUSTIN

Washington

#14

HT: 6-6

WT: 185

Birthdate: April 5, 1989

Drafted: Undrafted

	G	GS	MIN	FG	FGA	PCT	FT	FTA	PCT	OFF	DEF	TOT	A	PF	D	ST	TO	BS	PTS	AVG
1965-66	9	0	142	16	48	.333	6	8	.750	0	14	14	15	7	0	3	9	6	42	4.7

3-PT. FG: 2012-13, 4-16 (.250)

HOLLINS, LIONEL

Arizona State

#9

HT: 6-3

WT: 185

Birthdate: Oct 19, 1953

Drafted: 1975, 1st round (6th overall) by Portland

	G	GS	MIN	FG	FGA	PCT	FT	FTA	PCT	OFF	DEF	TOT	A	PF	D	ST	TO	BS	PTS	AVG
1979-80	27	26	796	130	313	.415	67	87	.770	24	45	69	112	68	0	46	68	9	329	12.2
1980-81	82	13	2154	327	696	.470	125	171	.731	47	144	191	352	205	2	104	207	18	781	9.5
1981-82	81	81	2257	380	797	.477	132	188	.702	35	152	187	316	198	1	103	146	20	894	11.0
TOTALS	190	120	5207	837	1806	.463	324	466	.726	106	341	447	780	471	3	253	421	47	2004	10.5

3-PT. FG: 1979-80, 2-10 (.200); 1980-81, 2-15 (.133); 1981-82, 2-16 (.125); TOTALS, 6-41 (.146)

PLAYOFFS

	G	GS	MIN	FG	FGA	PCT	FT	FTA	PCT	OFF	DEF	TOT	A	PF	D	ST	TO	BS	PTS	AVG
1979-80	18	—	618	97	233	.416	54	68	.794	17	54	71	113	49	0	27	46	3	248	13.8
1980-81	16	16	490	67	152	.441	29	37	.784	8	26	34	65	42	0	17	19	1	163	10.2
1981-82	8	2	114	15	49	.306	4	6	.667	1	8	9	25	11	0	9	13	1	34	4.3
TOTALS	42	18	1222	179	434	.412	87	111	.784	26	88	114	203	102	0	53	78	5	445	10.6

3-PT. FG: 1979-80, 0-10 (.000); 1980-81, 0-1 (.000); 1981-82, 0-1 (.000); TOTALS, 0-12 (.000)

HOLMES, RICHAUN

Bowling Green

#22

HT: 6-10

WT: 245

Birthdate: Oct. 15, 1993

Drafted: 2015, 2nd round (37th overall) by 76ers

	G	GS	MIN	FG	FGA	PCT	FT	FTA	PCT	OFF	DEF	TOT	A	PF	D	ST	TO	BS	PTS	AVG
2015-16	51	1	702	114	222	.514	51	74	.689	62	73	135	33	92	0	19	32	40	287	5.6
2016-17	57	17	1193	230	412	.558	72	103	.699	94	217	311	58	136	1	42	55	55	559	9.8
2017-18	48	2	746	135	241	.56	37	56	.661	57	154	211	61	97	3	20	25	29	311	6.5
TOTALS	156	20	2641	479	875	.547	160	233	.687	213	444	657	152	325	4	81	112	124	1157	7.4

3-PT. FG: 2015-16, 8-44 (.182); 2016-17, 27-77 (.351); 2017-18, 4-31 (.129); TOTALS, 39-152 (.257)

PLAYOFFS

	G	GS	MIN	FG	FGA	PCT	FT	FTA	PCT	OFF	DEF	TOT	A	PF	D	ST	TO	BS	PTS	AVG
2017-18	3	0	11	0	10.000		0	0	.000	0	1	1	1	3	0	0	0	0	0	0.0

3-PT FG: 2017-18, 0-0 (.000)



HOLUP, JOE

George Washington

HT: 6-6

WT: 215

Birthdate: Feb. 26, 1934

Drafted: 1956, by Syracuse

	G	GS	MIN	FG	FGA	PCT	FT	FTA	PCT	OFF	DEF	TOT	A	PF	D	ST	TO	BS	PTS	AVG
1956-57	71	—	1284	160	487	.329	204	253	.806	—	—	279	84	177	5	—	—	—	524	7.4
1957-58*	53	—	740	91	278	.327	71	94	.755	—	—	221	36	99	2	—	—	—	253	4.8
TOTALS	124	—	2024	251	765	.328	275	347	.793	—	—	500	120	276	7	—	—	—	777	6.3

PLAYOFFS

	G	GS	MIN	FG	FGA	PCT	FT	FTA	PCT	OFF	DEF	TOT	A	PF	D	ST	TO	BS	PTS	AVG
1956-57	5	—	88	6	28	.214	8	12	.667	—	—	20	1	3	0	—	—	—	20	4.0

HONEYCUTT, JERALD

Tulane

#25

HT: 6-9

WT: 254

Birthdate: Oct. 20, 1974

Drafted: 1997, 2nd round (39th overall) by Milwaukee

	G	GS	MIN	FG	FGA	PCT	FT	FTA	PCT	OFF	DEF	TOT	A	PF	D	ST	TO	BS	PTS	AVG
1998-99	13	0	90	7	27	.259	6	8	.750	3	8	11	3	10	0	4	8	2	25	1.9
3-PT. FG: 1998-99, 5-14 (.357)																				

PLAYOFFS

	G	GS	MIN	FG	FGA	PCT	FT	FTA	PCT	OFF	DEF	TOT	A	PF	D	ST	TO	BS	PTS	AVG
1998-99	6	0	12	1	5	.200	0	0	---	1	0	1	0	3	0	0	1	0	2	0.3
3-PT. FG: 1998-99, 0-3 (.000)																				

HOPKINS, BOB

Grambling State

HT: 6-8

WT: 205

Birthdate: Nov. 3, 1934

Drafted: 1956, by Syracuse

	G	GS	MIN	FG	FGA	PCT	FT	FTA	PCT	OFF	DEF	TOT	A	PF	D	ST	TO	BS	PTS	AVG
1956-57	62	—	764	130	343	.379	94	126	.746	—	—	233	22	106	0	—	—	—	354	5.7
1957-58	69	—	1224	221	554	.399	123	161	.764	—	—	392	45	162	5	—	—	—	565	8.2
1958-59	67	—	1518	246	611	.403	176	234	.752	—	—	436	67	181	5	—	—	—	668	10.0
1959-60	75	—	1616	257	660	.389	136	174	.782	—	—	465	55	193	4	—	—	—	650	8.7
TOTALS	273	—	5122	854	2168	.394	529	695	.761	—	—	1526	189	642	14	—	—	—	2237	8.2

PLAYOFFS

	G	GS	MIN	FG	FGA	PCT	FT	FTA	PCT	OFF	DEF	TOT	A	PF	D	ST	TO	BS	PTS	AVG
1956-57	5	—	73	9	25	.360	10	15	.667	—	—	19	2	14	1	—	—	—	28	5.6
1957-58	3	—	39	4	16	.250	4	6	.667	—	—	14	0	7	0	—	—	—	12	4.0
1958-59	9	—	203	23	68	.338	28	34	.824	—	—	60	9	33	1	—	—	—	74	8.2
1959-60	1	—	19	2	8	.250	3	3	1.000	—	—	6	0	3	0	—	—	—	7	7.0
TOTALS	18	—	334	38	117	.325	45	58	.776	—	—	99	11	57	2	—	—	—	121	6.7

HOPPEN, DAVE

Nebraska

#40

HT: 6-11

WT: 235

Birthdate: Mar. 13, 1964

Drafted: 1987, 3rd round (65th overall) by Atlanta

	G	GS	MIN	FG	FGA	PCT	FT	FTA	PCT	OFF	DEF	TOT	A	PF	D	ST	TO	BS	PTS	AVG
1990-91	11	0	43	6	12	.500	8	12	.667	4	5	9	0	11	0	1	1	0	20	1.8
1991-92	11	0	40	2	7	.286	5	10	.500	1	9	10	2	6	0	0	3	0	9	0.8
TOTALS	22	0	83	8	19	.421	13	22	.591	5	14	19	2	17	0	1	4	0	29	1.3
3-PT. FG: 1990-91, 0-1 (.000); TOTALS, 0-1 (.000)																				

PLAYOFFS

	G	GS	MIN	FG	FGA	PCT	FT	FTA	PCT	OFF	DEF	TOT	A	PF	D	ST	TO	BS	PTS	AVG
1990-91	3	0	9	3	3	1.000	0	2	.000	0	3	3	0	1	0	0	0	0	6	2.0
3-PT. FG: 1987-88, 2-7 (.286)																				

HORNACEK, JEFF

Iowa State

#14

HT: 6-4

WT: 190

Birthdate: May 3, 1963

Drafted: 1986, 2nd round (46th overall) by Phoenix

	G	GS	MIN	FG	FGA	PCT	FT	FTA	PCT	OFF	DEF	TOT	A	PF	D	ST	TO	BS	PTS	AVG
1992-93	79	78	2860	582	1239	.470	250	289	.865	84	258	342	548	203	2	131	222	21	1511	19.1
1993-94	53	53	1994	325	715	.455	178	204	.873	41	171	212	315	115	0	95	138	10	880	16.6
TOTALS	132	131	4854	907	1954	.464	428	493	.868	125	429	554	863	318	2	226	360	31	2391	18.1
3-PT. FG: 1992-93, 97-249 (.390); 1993-94, 52-166 (.313); TOTALS, 149-415 (.359)																				

HOWELL, BAILEY

Mississippi State

#16

HT: 6-7

WT: 220

Birthdate: Jan. 20, 1937

Drafted: 1959, 1st round (2nd overall) by Detroit

	G	GS	MIN	FG	FGA	PCT	FT	FTA	PCT	OFF	DEF	TOT	A	PF	D	ST	TO	BS	PTS	AVG
1970-71	82	—	1589	324	686	.472	230	315	.730	—	—	441	115	234	2	—	—	—	878	10.7

PLAYOFFS

	G	GS	MIN	FG	FGA	PCT	FT	FTA	PCT	OFF	DEF	TOT	A	PF	D	ST	TO	BS	PTS	AVG
1970-71	7	—	122	19	45	.422	9	13	.692	—	—	12	11	22	0	—	—	—	48	6.9



IMHOFF, DARRALL

California

#18

HT: 6-10

WT: 220

Birthdate: Oct. 11, 1938

Drafted: 1960, 1st round (3rd overall) by New York

	G	GS	MIN	FG	FGA	PCT	FT	FTA	PCT	OFF	DEF	TOT	A	PF	D	ST	TO	BS	PTS	AVG
1968-69	82	—	2360	279	593	.470	194	325	.597	—	—	792	218	310	12	—	—	—	752	9.2
1969-70	79	—	2474	430	796	.540	215	331	.650	—	—	754	211	294	7	—	—	—	1075	13.6
TOTALS	161	—	4834	709	1389	.510	409	656	.623	—	—	1546	429	604	19	—	—	—	1827	11.3

PLAYOFFS

	G	GS	MIN	FG	FGA	PCT	FT	FTA	PCT	OFF	DEF	TOT	A	PF	D	ST	TO	BS	PTS	AVG
1968-69	5	—	191	33	66	.500	25	38	.658	—	—	82	12	24	1	—	—	—	91	18.2
1969-70	5	—	138	22	48	.458	1	7	.143	—	—	35	11	23	0	—	—	—	45	9.0
TOTALS	10	—	329	55	114	.482	26	45	.578	—	—	117	23	47	1	—	—	—	136	13.6

IVERSON, ALLEN

Georgetown

#3

HT: 6-0

WT: 165

Birthdate: June 7, 1975

Drafted: 1996, 1st round (1st overall) by 76ers

	G	GS	MIN	FG	FGA	PCT	FT	FTA	PCT	OFF	DEF	TOT	A	PF	D	S	TO	B	PTS	AVG
1996-97	76	74	3045	625	1504	.416	382	544	.702	115	197	312	567	233	5	157	337	24	1787	23.5
1997-98	80	80	3150	649	1407	.461	390	535	.729	86	210	296	494	200	2	176	244	25	1758	22.0
1998-99	48	48	1990	435	1056	.412	356	474	.751	66	170	236	223	98	0	110	167	7	1284	26.8
1999-00	70	70	2853	729	1733	.421	442	620	.713	71	196	267	328	162	1	144	230	5	1989	28.9
2000-01	61	71	2979	762	1813	.420	585	719	.814	50	223	273	325	147	0	178	237	20	2207	31.1
2001-02	70	59	2622	665	1669	.398	475	585	.812	44	225	269	331	102	0	168	237	13	1883	31.4
2002-03	82	82	3485	804	1940	.414	570	736	.774	68	276	344	454	149	2	225	286	13	2262	27.6
2003-04	48	47	2040	435	1125	.387	339	455	.745	34	144	178	324	87	0	115	209	5	1266	26.4
2004-05	75	75	3174	771	1818	.424	656	786	.835	51	248	299	596	140	1	180	344	9	2302	30.7
2005-06	72	72	3103	815	1822	.447	675	829	.814	44	188	232	532	121	0	140	248	10	2377	33.0
2006-07	15	15	640	151	366	.413	154	174	.885	7	34	41	109	21	0	33	66	1	468	31.2
2009-10	25	24	798	121	290	.417	98	119	.824	15	60	75	102	42	0	18	57	2	348	13.1
TOTALS	722	717	29879	6962	16543	.421	5122	6576	.779	651	2171	2822	4385	1458	11	1644	2662	134	1931	27.6

3-PT. FG: 1996-97, 155-455 (.341); 1997-98, 70-235 (.298); 1998-99, 58-199 (.291); 1999-2000, 89-261 (.341); 2000-01, 98-306 (.320); 2001-02, 78-268 (.291); 2002-03, 84-303 (.277); 2003-04, 57-199 (.286); 2004-05, 104-338 (.308); 2005-06, 72-223 (.323); 2006-07, 12-53 (.226); 2009-10, 8-24 (.333); TOTALS, 885-2864 (.309)

PLAYOFFS

	G	GS	MIN	FG	FGA	PCT	FT	FTA	PCT	OFF	DEF	TOT	A	PF	D	S	TO	B	PTS	AVG
1998-99	8	8	358	88	214	.411	37	52	.712	14	19	33	39	19	0	20	24	2	228	28.5
1999-00	10	10	444	91	237	.384	68	92	.739	14	26	40	45	24	0	12	32	1	262	26.2
2000-01	22	22	1016	27	661	.389	161	208	.774	15	89	104	134	55	0	52	63	7	723	32.9
2001-02	5	5	209	45	118	.381	51	63	.610	1	17	18	21	8	0	13	12	0	150	30.0
2002-03	12	12	557	137	329	.416	87	118	.737	11	41	52	89	25	0	29	47	1	380	31.7
2004-05	5	5	238	59	126	.468	26	29	.897	0	11	11	50	12	0	10	21	2	156	31.2
TOTALS	62	62	2822	677	1685	.402	430	562	.765	55	203	258	378	143	0	136	199	13	1899	30.6

3-PT. FG: 1998-99, 15-53 (.283); 1999-00, 12-39 (.308); 2000-01, 48-142 (.338); 2001-02, 9-27 (.333); 2002-03, 19-55 (.345); 2004-05, 12-29 (.414); TOTALS, 115-345 (.333)

ALL-STAR GAME

	G	GS	MIN	FG	FGA	PCT	FT	FTA	PCT	OFF	DEF	TOT	A	PF	D	S	TO	B	PTS	AVG
2000	1	1	28	10	18	.556	4	5	.800	2	0	2	9	0	0	2	5	0	26	—
2001	1	1	27	9	21	.429	6	6	1.000	0	2	2	5	0	0	4	4	0	25	—
2002	1	1	25	2	9	.222	1	2	.500	1	3	4	3	0	0	0	2	0	5	—
2003	1	1	41	13	23	.565	8	9	.889	3	2	5	7	2	0	5	6	0	35	—
2004	1	1	23	1	6	.167	1	4	.250	0	1	1	11	3	0	0	4	0	3	—
2005	1	1	32	4	13	.308	7	7	1.000	0	4	4	9	0	0	5	7	0	15	—
2006	1	1	26	5	14	.357	2	4	.500	0	2	2	2	0	0	0	3	0	12	—
TOTALS	7	7	202	44	104	.423	29	37	.784	6	14	20	46	5	0	16	31	0	121	17.3

3-PT FG: 2000, 2-2 (1.000); 2001, 1-1 (1.000); 2003, 1-3 (.333); 2005, 0-0 (---); 2006, 0-0 (---); TOTALS, 4-6 (.667)

IVEY, ROYAL

Texas

#12, 7

HT: 6-4

WT: 215

Birthdate: Dec. 20, 1981

Drafted: 2004, 2nd round (37th overall) by Atlanta

	G	GS	MIN	FG	FGA	PCT	FT	FTA	PCT	OFF	DEF	TOT	A	PF	D	ST	TO	BS	PTS	AVG
2008-09	71	0	861	69	208	.332	34	43	.791	19	57	76	43	76	0	36	23	7	211	3.0
2009-10	26	0	236	26	55	.473	6	7	.857	5	21	26	17	25	0	10	5	2	70	2.7
2012-13	53	5	698	62	144	.431	9	16	.563	16	41	57	32	73	0	23	20	3	170	3.2
TOTALS	150	5	1795	157	407	.386	49	66	.742	40	119	159	92	174	0	69	48	12	451	3.0

3-PT FG: 2008-09, 39-114 (.342); 2009-10, 12-24 (.500); 2012-13, 37-88 (.420); TOTALS, 88-226 (.389)

PLAYOFFS

	G	GS	MIN	FG	FGA	PCT	FT	FTA	PCT	OFF	DEF	TOT	A	PF	D	ST	TO	BS	PTS	AVG
2008-09	6	0	45	3	11	.273	3	4	.750	1	3	4	0	6	0	3	0	0	11	1.8
3-PT FG:	2008-09, 2-7 (.286)																			

ALL-TIME ROSTER

JACKSON, DEMETRIUS			Notre Dame			#11			HT: 6-1			WT: 200								
			Birthdate: Sept. 7, 1994			Drafted: 2016, 2nd round (45th overall) by Boston														
	G	GS	MIN	FG	FGA	PCT	FT	FTA	PCT	OFF	DEF	TOT	A	PF	D	ST	TO	BS	PTS	AVG
2017-18	3	0	17	3	4	.750	1	2	.500	1	0	1	4	1	0	1	1	0	8	2.7
2018-19	6	0	39	8	15	.533	4	4	1.000	2	1	3	5	4	0	2	1	0	22	3.7
TOTALS	9	0	56	11	19	.579	5	6	.833	3	1	4	9	5	0	3	2	0	30	3.3

3-PT FG: 2017-18, 1-1 (.1000); 2018-19, 2-6 (.3333); TOTALS, 3-7 (.429)

JACKSON, JAREN			Georgetown			#30			HT: 6-6			WT: 190								
			Birthdate: Oct. 27, 1967			Drafted: Undrafted														
	G	GS	MIN	FG	FGA	PCT	FT	FTA	PCT	OFF	DEF	TOT	A	PF	D	ST	TO	BS	PTS	AVG
1994-95	21	1	257	25	68	.368	16	24	.667	18	24	42	19	33	0	9	17	5	70	3.3

3-PT FG: 1994-95, 4-15 (.267)

JACKSON, JIMMY			Ohio State			#2			HT: 6-6			WT: 220								
			Birthdate: Oct. 14, 1970			Drafted: 1993, 1st round (4th overall) by Dallas														
	G	GS	MIN	FG	FGA	PCT	FT	FTA	PCT	OFF	DEF	TOT	A	PF	D	ST	TO	BS	PTS	AVG
1997-98	48	47	1788	246	535	.460	126	154	.818	69	158	227	223	112	0	41	145	6	657	13.7

3-PT FG: 1997-98, 39-112 (.348)

JACKSON, LUKE			Pan American			#54			HT: 6-9			WT: 250								
			Birthdate: Oct. 31, 1941			Drafted: 1964, 1st round (4th overall) by 76ers														
	G	GS	MIN	FG	FGA	PCT	FT	FTA	PCT	OFF	DEF	TOT	A	PF	D	ST	TO	BS	PTS	AVG
1964-65	76	—	2590	419	1013	.414	288	404	.713	—	—	980	93	251	4	—	—	—	1126	14.8
1965-66	79	—	1966	246	614	.401	158	214	.738	—	—	676	132	216	2	—	—	—	650	8.2
1966-67	81	—	2377	386	882	.438	198	261	.759	—	—	724	114	276	6	—	—	—	970	12.0
1967-68	82	—	2570	401	927	.433	166	231	.719	—	—	872	139	287	6	—	—	—	968	11.8
1968-69	25	—	840	145	332	.437	69	97	.711	—	—	286	54	102	3	—	—	—	359	14.4
1969-70	37	—	583	71	181	.392	60	81	.741	—	—	198	50	80	0	—	—	—	202	5.5
1970-71	79	40	1774	199	529	.376	131	189	.693	—	—	568	148	211	3	—	—	—	529	6.7
1971-72	63	22	1083	137	346	.396	92	133	.692	—	—	309	88	141	1	—	—	—	366	5.8
TOTALS	522	62	13783	2004	4824	.415	1162	1610	.720	—	—	4613	818	1564	25	—	—	—	5170	9.9

PLAYOFFS

	G	GS	MIN	FG	FGA	PCT	FT	FTA	PCT	OFF	DEF	TOT	A	PF	D	ST	TO	BS	PTS	AVG
1964-65	11	—	321	44	130	.338	25	32	.781	—	—	79	24	31	0	—	—	—	113	10.3
1965-66	5	—	163	21	49	.429	18	22	.818	—	—	44	8	21	2	—	—	—	60	12.0
1966-67	15	—	543	64	161	.398	37	51	.725	—	—	176	30	47	1	—	—	—	165	11.0
1967-68	13	—	432	62	158	.392	24	35	.686	—	—	115	16	59	3	—	—	—	148	11.4
1969-70	5	—	73	9	19	.474	2	2	1.000	—	—	33	3	11	1	—	—	—	20	4.0
1970-71	7	—	160	16	38	.421	7	10	.700	—	—	61	11	17	0	—	—	—	39	5.6
TOTALS	56	—	1692	216	555	.389	113	152	.743	—	—	508	92	186	7	—	—	—	545	9.7

ALL-STAR GAME

	G	GS	MIN	FG	FGA	PCT	FT	FTA	PCT	OFF	DEF	R	A	PF	D	ST	TO	BS	PTS
1965	1	1	15	2	5	.400	1	2	.500	—	—	1	1	4	0	—	—	—	5

JACKSON, MARC			Temple			#25			HT: 6-10			WT: 253								
			Birthdate: Jan. 16, 1975			Drafted: 1997, 2nd round (38th overall) by Golden St.														
	G	GS	MIN	FG	FGA	PCT	FT	FTA	PCT	OFF	DEF	TOT	A	PF	D	ST	TO	BS	PTS	AVG
2003-04	22	13	598	71	171	.415	64	81	.790	45	81	126	18	45	0	12	24	6	206	9.4
2004-05	81	23	1976	340	731	.465	289	349	.818	184	222	406	81	171	0	32	131	18	969	12.0
TOTALS	103	36	2574	411	902	.456	353	430	.821	229	303	532	99	216	0	44	155	24	1117	11.4

3-PT FG: 2003-04, 0-1 (.000); 2004-05, 0-2 (.000); TOTALS, 0-3 (.000)

PLAYOFFS

	G	GS	MIN	FG	FGA	PCT	FT	FTA	PCT	OFF	DEF	TOT	A	PF	D	ST	TO	BS	PTS	AVG
2004-05	5	0	65	5	20	.250	7	11	.636	3	5	8	0	9	0	2	6	2	17	3.4

3-PT FG: 2004-05, 0-0 (---)

JAMES, TIM			Miami (Fla.)			#25			HT: 6-7			WT: 214								
			Birthdate: Dec. 25, 1976			Drafted: 1999, 1st round (25th overall) by Miami														
	G	GS	MIN	FG	FGA	PCT	FT	FTA	PCT	OFF	DEF	TOT	A	PF	D	ST	TO	BS	PTS	AVG
2001-02	9	0	41	5	13	.385	2	6	.333	5	2	7	1	5	0	0	3	1	12	1.3

JENKINS, CHARLES			Hofstra			#31			HT: 6-3			WT: 220								
			Birthdate: Feb. 28, 1989			Drafted: 2011, 2nd round (44th overall) by Golden State														
	G	GS	MIN	FG	FGA	PCT	FT	FTA	PCT	OFF	DEF	TOT	A	PF	D	ST	TO	BS	PTS	AVG
2012-13	12	1	150	14	38	.368	2	4	.500	3	8	11	16	4	0	6	2	1	30	2.5



JOHNSON, AMIR

Westchester H.S. (CA)

#5

HT: 6-9

WT: 240

Birthdate: May 1, 1987

Drafted: 2005, 2nd round (56th overall) by Detroit

	G	GS	MIN	FG	FGA	PCT	FT	FTA	PCT	OFF	DEF	TOT	A	PF	D	ST	TO	BS	PTS	AVG
2017-18	74	18	1171	140	260	.538	52	85	.612	123	207	330	118	192	1	45	55	44	342	4.6
2018-19	5	4	529	79	157	.503	31	41	.756	47	100	147	60	99	1	16	45	13	201	3.5
TOTALS	121	24	1700	219	417	.525	83	126	.659	170	307	477	178	291	2	61	100	57	543	

4.343-PT FG: 2017-18, 10-32 (.313); 2018-19, 12-40 (.300); TOTALS, 22-72 (.306)

PLAYOFFS

	G	GS	MIN	FG	FGA	PCT	FT	FTA	PCT	OFF	DEF	TOT	A	PF	D	ST	TO	BS	PTS	AVG
2017-18	8	1	94	11	21	.524	4	5	.800	14	9	23	9	10	0	2	3	1	26	3.3
2018-19	4	0	20	4	4	1.000	0	0	0	3	2	5	2	3	0	1	1	0	8	2
TOTALS	12	1	114	15	25	.60	4	5	.800	17	11	28	11	13	0	3	4	1	34	2.83

3-PT FG: 2017-18, 0-0 (.000); 2018-19, 0-0 (.000); TOTALS, 0-0 (.000)

JOHNSON, CHRIS

Syracuse

#16

HT: 6-6

WT: 201

Birthdate: Apr. 29, 1990

Drafted: Undrafted

	G	GS	MIN	FG	FGA	PCT	FT	FTA	PCT	OFF	DEF	TOT	A	PF	D	ST	TO	BS	PTS	AVG
2014-15	9	2	187	19	60	.317	6	8	.750	3	23	26	3	19	0	9	9	5	54	6.0

3-PT FG: 2014-15, 10-39 (.256)

JOHNSON, CLEMON

Florida A&M

#45

HT: 6-10

WT: 240

Birthdate: Sept. 12, 1956

Drafted: 1978, 2nd round (44th overall) by Portland

	G	GS	MIN	FG	FGA	PCT	FT	FTA	PCT	OFF	DEF	TOT	A	PF	D	ST	TO	BS	PTS	AVG
1982-83	32	4	698	91	182	.500	34	58	.586	75	130	205	24	84	1	16	36	29	216	6.8
1983-84	80	10	1721	193	412	.468	69	113	.611	131	267	398	55	205	1	35	95	65	455	5.7
1984-85	58	0	875	117	235	.498	36	49	.735	92	129	221	33	112	0	15	43	44	270	4.7
1985-86	75	2	1069	105	223	.471	51	81	.630	106	149	255	15	129	0	23	38	62	261	3.5
TOTALS	245	16	4363	506	1052	.481	190	301	.631	404	675	1079	127	530	2	89	212	200	1202	4.9

3-PT FG: 1982-83, 0-1 (.000); 1984-85, 0-1 (.000); TOTALS, 0-2 (.000)

PLAYOFFS

	G	GS	MIN	FG	FGA	PCT	FT	FTA	PCT	OFF	DEF	TOT	A	PF	D	ST	TO	BS	PTS	AVG
1982-83	12	—	202	25	49	.510	0	4	.000	21	22	43	7	28	0	4	12	5	50	4.2
1983-84	5	—	45	4	12	.333	0	0	---	3	3	6	0	8	0	1	3	4	8	1.6
1984-85	13	—	165	13	33	.394	16	21	.762	17	19	36	2	32	0	3	13	6	42	3.2
1985-86	12	—	303	29	53	.547	16	25	.640	23	37	60	8	35	0	11	10	15	74	6.2
TOTALS	42	—	715	71	147	.483	32	50	.640	64	81	145	17	103	0	19	38	30	174	4.1

3-PT FG: 1984-85, 0-1 (.000)

JOHNSON, GEORGE

St. John's

#12

HT: 6-7

WT: 210

Birthdate: Dec. 8, 1956

Drafted: 1978, 1st round (12th overall) by Milwaukee

	G	GS	MIN	FG	FGA	PCT	FT	FTA	PCT	OFF	DEF	TOT	A	PF	D	ST	TO	BS	PTS	AVG
1984-85	55	3	756	107	263	.407	49	56	.875	48	116	164	38	99	0	31	49	16	264	4.8

3-PT FG: 1984-85, 1-1 (1.000)

PLAYOFFS

	G	GS	MIN	FG	FGA	PCT	FT	FTA	PCT	OFF	DEF	TOT	A	PF	D	ST	TO	BS	PTS	AVG
1984-85	5	0	24	5	8	.625	0	0	---	3	4	7	0	2	0	0	1	0	11	2.2

3-PT FG: 1984-85, 1-1 (1.000)

JOHNSON, OLLIE

Temple

#18

HT: 6-6

WT: 200

Birthdate: May 11, 1949

Drafted: 1972, 2nd round (30th overall) by Portland

	G	GS	MIN	FG	FGA	PCT	FT	FTA	PCT	OFF	DEF	TOT	A	PF	D	ST	TO	BS	PTS	AVG
1980-81	40	0	372	87	158	.551	27	31	.871	8	47	55	30	45	0	20	25	2	202	5.1
1981-82	26	0	150	27	54	.500	6	7	.857	7	15	22	10	28	0	13	13	3	61	2.3
TOTALS	66	0	522	114	212	.538	33	38	.868	15	62	77	40	73	0	33	38	5	263	4.0

3-PT FG: 1980-81, 1-6 (.167); 1981-82, 1-3 (.333); TOTALS, 2-9 (.222)

PLAYOFFS

	G	GS	MIN	FG	FGA	PCT	FT	FTA	PCT	OFF	DEF	TOT	A	PF	D	ST	TO	BS	PTS	AVG
1980-1981	8	—	22	3	10	.300	0	0	---	2	3	5	2	1	0	2	2	1	6	0.8

3-PT FG: 1980-81, 0-1 (.000)

JOHNSON, REGGIE

Tennessee

#33

HT: 6-9

WT: 210

Birthdate: June 25, 1957

Drafted: 1980, 1st round (15th overall) by San Antonio

	G	GS	MIN	FG	FGA	PCT	FT	FTA	PCT	OFF	DEF	TOT	A	PF	D	ST	TO	BS	PTS	AVG
1982-83	29	8	549	69	154	.448	22	30	.733	32	58	90	23	82	1	8	35	17	160	5.5

3-PT FG: 1982-83, 1-4 (.250)

PLAYOFFS

	G	GS	MIN	FG	FGA	PCT	FT	FTA	PCT	OFF	DEF	TOT	A	PF	D	ST	TO	BS	PTS	AVG
1982-83	5	0	32	2	4	.500	2	2	1.000	0	0	0	3	5	0	1	3	0	6	1.2



JONES, CHARLES

Albany State

#23

HT: 6-11

WT: 215

Birthdate: Apr. 3, 1957

Drafted: 1979, 8th round (165th overall) by Phoenix

	G	GS	MIN	FG	FGA	PCT	FT	FTA	PCT	OFF	DEF	TOT	A	PF	D	ST	TO	BS	PTS	AVG	
1983-84	1	0	3	0	1	.000	1	4	.250	0	0	0	0	0	0	0	0	0	0	1	1.0

JONES, JAKE

Assumption

#36

HT: 6-3

WT: 180

Birthdate: May 9, 1949

Drafted: 1971, 6th round (97th overall) by 76ers

	G	GS	MIN	FG	FGA	PCT	FT	FTA	PCT	OFF	DEF	TOT	A	PF	D	ST	TO	BS	PTS	AVG
1971-72	6	0	41	6	18	.333	7	10	.700	—	—	6	2	3	0	—	—	—	19	3.2

JONES, JUMAINE

Georgia

#33

HT: 6-8

WT: 218

Birthdate: Feb. 10, 1979

Drafted: 1999, 1st round (11th overall) by Atlanta

	G	GS	MIN	FG	FGA	PCT	FT	FTA	PCT	OFF	DEF	TOT	A	PF	D	ST	TO	BS	PTS	AVG
1999-00	33	0	138	22	58	.379	11	18	.611	16	22	38	5	10	0	6	14	5	57	1.7
2000-01	65	0	866	122	275	.444	40	53	.755	63	126	189	32	68	0	30	39	15	304	4.7
TOTALS	98	0	1004	144	333	.432	51	71	.718	79	148	227	37	78	0	36	53	20	361	6.4

3-PT. FG: 1999-00, 2-4 (.500); 2000-01, 20-60 (.333); TOTALS, 22-64 (.344)

PLAYOFFS

	G	GS	MIN	FG	FGA	PCT	FT	FTA	PCT	OFF	DEF	TOT	A	PF	D	ST	TO	BS	PTS	AVG
1999-00	4	0	8	1	3	.333	0	0	.000	0	0	0	0	0	0	0	0	0	2	0.5
2000-01	23	0	447	52	125	.416	15	21	.714	35	49	84	17	33	0	10	14	11	127	5.5
TOTALS	27	0	455	53	128	.414	15	21	.714	35	49	84	17	33	0	10	14	11	129	4.8

3-PT. FG: 1999-00, 0-2 (.000); 2000-01, 8-32 (.250); TOTALS, 8-34 (.235)

JONES, LARRY

Toledo

#22

HT: 6-3

WT: 180

Birthdate: Sept. 22, 1942

Drafted: 1964, 3rd round (20th overall) by 76ers

	G	GS	MIN	FG	FGA	PCT	FT	FTA	PCT	OFF	DEF	TOT	A	PF	D	ST	TO	BS	PTS	AVG
1964-65	23	—	359	47	153	.307	37	52	.712	—	—	57	40	46	2	—	—	—	131	5.7
1973-74	72	60	1876	263	622	.423	197	235	.838	71	113	184	230	116	0	85	—	18	723	10.0
TOTALS	95	60	2235	310	775	.400	234	287	.815	71	113	241	270	162	2	85	—	18	854	9.0

PLAYOFFS

	G	GS	MIN	FG	FGA	PCT	FT	FTA	PCT	OFF	DEF	TOT	A	PF	D	ST	TO	BS	PTS	AVG
1964-65	5	—	25	5	12	.417	7	11	.636	—	—	4	2	5	0	—	—	—	17	3.4

JONES, SHELTON

St. John's

#31

HT: 6-9

WT: 210

Birthdate: Apr. 6, 1966

Drafted: 1988, 2nd round (27th overall) by San Antonio

	G	GS	MIN	FG	FGA	PCT	FT	FTA	PCT	OFF	DEF	TOT	A	PF	D	ST	TO	BS	PTS	AVG
1988-89	42	34	577	81	179	.453	27	34	.794	12	25	37	73	43	0	9	35	2	137	4.2

JONES, WALI

Villanova

#24

HT: 6-2

WT: 180

Birthdate: Feb. 14, 1942

Drafted: 1964, 3rd round (18th overall) by Detroit

	G	GS	MIN	FG	FGA	PCT	FT	FTA	PCT	OFF	DEF	TOT	A	PF	D	ST	TO	BS	PTS	AVG
1965-66	80	—	2196	296	799	.370	128	172	.744	—	—	169	273	250	6	—	—	—	720	9.0
1966-67	81	—	2249	423	982	.431	223	266	.838	—	—	265	303	246	6	—	—	—	1069	13.2
1967-68	77	—	2058	413	1040	.397	159	202	.787	—	—	219	245	225	5	—	—	—	985	12.8
1968-69	81	—	2340	432	1005	.430	207	256	.809	—	—	251	292	280	5	—	—	—	1071	13.2
1969-70	78	—	1740	366	851	.430	190	226	.841	—	—	173	276	210	2	—	—	—	922	11.8
1970-71	41	13	962	168	418	.402	79	101	.782	—	—	64	128	110	1	—	—	—	415	10.1
1975-76	16	1	157	19	38	.500	9	13	.692	0	9	9	31	25	0	4	—	0	47	2.9
TOTALS	454	14	11702	2117	5113	.412	995	1236	.805	0	9	1150	1548	1346	25	4	—	0	5229	11.5

PLAYOFFS

	G	GS	MIN	FG	FGA	PCT	FT	FTA	PCT	OFF	DEF	TOT	A	PF	D	ST	TO	BS	PTS	AVG
1965-66	5	—	156	25	77	.325	15	22	.682	—	—	15	18	18	0	—	—	—	65	13.0
1966-67	15	—	476	100	244	.447	45	58	.776	—	—	42	61	58	0	—	—	—	263	17.5
1967-68	13	—	387	69	193	.358	45	57	.789	—	—	31	39	48	2	—	—	—	183	14.1
1968-69	5	—	103	12	45	.267	8	10	.800	—	—	16	9	17	1	—	—	—	32	6.4
1969-70	5	—	160	34	65	.523	11	14	.786	—	—	11	24	16	0	—	—	—	79	15.8
1970-71	7	—	115	19	52	.365	10	13	.769	—	—	12	11	22	0	—	—	—	48	6.9
1975-76	1	—	2	0	0	---	0	0	---	—	—	1	2	0	0	—	—	—	0	0.0
TOTALS	51	—	1399	259	676	.383	134	174	.770	—	—	128	164	179	3	—	—	—	670	13.1

JORDAN, THOMAS

Oklahoma State

#55

HT: 6-10

WT: 220

Birthdate: May 23, 1968

Drafted: Undrafted (1993)

	G	GS	MIN	FG	FGA	PCT	FT	FTA	PCT	OFF	DEF	TOT	A	PF	D	ST	TO	BS	PTS	AVG
1992-93	4	0	106	18	41	.439	8	17	.471	5	14	19	3	14	0	3	12	5	44	11.0

ALL-TIME ROSTER

JORGENSEN, NOBLE		Iowa; Westminister										HT: 6-9			WT: 230					
Birthdate: May 18, 1925													Drafted: N/A							
	G	GS	MIN	FG	FGA	PCT	FT	FTA	PCT	OFF	DEF	TOT	A	PF	D	ST	TO	BS	PTS	AVG
1950-51*	63	—	—	223	600	.372	182	265	.687	—	—	338	91	237	7	—	—	—	628	10.0
1951-52	66	—	1318	190	460	.413	149	187	.797	—	—	288	63	190	8	—	—	—	529	8.0
1952-53	70	—	1355	145	436	.333	146	199	.734	—	—	236	76	247	2	—	—	—	436	6.2
TOTALS	199	—	2673	558	1496	.373	477	651	.733	—	—	862	230	674	17	—	—	—	1593	8.0

PLAYOFFS																				
	G	GS	MIN	FG	FGA	PCT	FT	FTA	PCT	OFF	DEF	TOT	A	PF	D	ST	TO	BS	PTS	AVG
1950-51	7	—	—	18	43	.419	14	22	.636	—	—	21	7	19	0	—	—	—	50	7.1
1951-52	7	—	150	19	52	.365	23	31	.742	—	—	27	5	30	2	—	—	—	61	8.7
1952-53	2	—	44	5	9	.556	4	6	.667	—	—	10	3	11	1	—	—	—	14	7.0
TOTALS	16	—	194	42	104	.404	41	59	.695	—	—	58	15	60	3	—	—	—	125	7.8

KAPONO, JASON		UCLA										#72			HT: 6-8			WT: 215			
Birthdate: Feb. 4, 1981													Drafted: 2003, 2nd round (31st overall) by Charlotte								
	G	GS	MIN	FG	FGA	PCT	FT	FTA	PCT	OFF	DEF	TOT	A	PF	D	ST	TO	BS	PTS	AVG	
2009-10	57	12	976	126	301	.419	9	15	.600	14	52	66	39	80	0	21	34	6	324	5.7	
2010-11	24	2	112	7	28	.250	1	2	.500	3	8	11	4	4	0	2	2	1	16	0.7	
TOTALS	81	14	1088	133	329	.404	10	17	.588	17	60	77	43	84	0	23	36	7	340	4.2	

3-PT FG: 2009-10, 63-171 (.368); 2010-11, 1-8 (.125); TOTALS, 64-179 (.358)

PLAYOFFS																				
	G	GS	MIN	FG	FGA	PCT	FT	FTA	PCT	OFF	DEF	TOT	A	PF	D	ST	TO	BS	PTS	AVG
2010-11																				
INACTIVE - COACH'S DECISION																				

KEARNS, TOM		North Carolina										#3			HT: 5-11			WT: 180			
Birthdate: Oct. 6, 1936													Drafted: 1958, 4th round (29th overall) by Syracuse								
	G	GS	MIN	FG	FGA	PCT	FT	FTA	PCT	OFF	DEF	TOT	A	PF	D	ST	TO	BS	PTS	AVG	
1958-59	1	—	7	1	11.000	0	0	0	---	—	—	0	0	1	0	—	—	—	2	2.0	

KENVILLE, BILLY		St. Bonaventure										#15			HT: 6-2			WT: 190			
Birthdate: Dec. 1, 1930													Drafted: 1953, by Syracuse								
	G	GS	MIN	FG	FGA	PCT	FT	FTA	PCT	OFF	DEF	TOT	A	PF	D	ST	TO	BS	PTS	AVG	
1953-54	72	—	1405	149	388	.384	136	182	.747	—	—	247	122	138	0	—	—	—	434	6.0	
1954-55	70	—	1380	172	482	.357	154	201	.766	—	—	247	150	132	1	—	—	—	498	7.1	
1955-56	72	—	1278	170	448	.379	195	257	.759	—	—	215	159	132	0	—	—	—	535	7.4	
TOTALS	214	—	4063	491	1318	.373	485	640	.758	—	—	709	431	402	1	—	—	—	1467	6.9	

PLAYOFFS																				
	G	GS	MIN	FG	FGA	PCT	FT	FTA	PCT	OFF	DEF	TOT	A	PF	D	ST	TO	BS	PTS	AVG
1953-54	13	—	374	36	74	.486	44	62	.710	—	—	48	25	46	1	—	—	—	116	8.9
1954-55	11	—	130	17	48	.354	36	49	.735	—	—	31	11	23	1	—	—	—	70	6.4
1955-56	8	—	128	16	45	.356	16	23	.696	—	—	17	14	21	0	—	—	—	48	6.0
TOTALS	32	—	632	69	167	.413	96	134	.716	—	—	96	50	90	2	—	—	—	234	7.3

KERR, JOHN (RED)		Illinois										#10			HT: 6-9			WT: 230			
Birthdate: July 17, 1932													Drafted: 1954, by Syracuse								
	G	GS	MIN	FG	FGA	PCT	FT	FTA	PCT	OFF	DEF	TOT	A	PF	D	ST	TO	BS	PTS	AVG	
1954-55	72	—	1529	301	718	.419	152	223	.682	—	—	474	80	165	2	—	—	—	754	10.5	
1955-56	72	—	2114	377	935	.403	207	316	.655	—	—	607	84	168	3	—	—	—	961	13.3	
1956-57	72	—	2191	333	827	.403	225	313	.719	—	—	807	90	190	3	—	—	—	891	12.4	
1957-58	72	—	2384	407	1020	.399	280	422	.664	—	—	963	88	197	4	—	—	—	1094	15.2	
1958-59	72	—	2671	502	1139	.441	281	367	.766	—	—	1008	142	183	1	—	—	—	1285	17.8	
1959-60	75	—	2372	436	1111	.392	233	310	.752	—	—	913	167	207	4	—	—	—	1105	14.7	
1960-61	79	—	2676	419	1056	.397	218	299	.729	—	—	951	199	230	4	—	—	—	1056	13.4	
1961-62	80	—	2768	541	1220	.443	222	302	.735	—	—	1176	243	272	7	—	—	—	1304	16.3	
1962-63	80	—	2561	507	1069	.474	241	320	.753	—	—	1039	214	208	3	—	—	—	1255	15.7	
1963-64	80	—	2938	536	1250	.429	268	357	.751	—	—	1017	275	187	2	—	—	—	1340	16.8	
1964-65	80	—	1810	264	714	.370	126	181	.696	—	—	551	197	132	1	—	—	—	654	8.2	
TOTALS	834	—	26014	4623	11059	.418	2453	3410	.719	—	—	9506	1779	2139	34	—	—	—	11699	14.0	

PLAYOFFS																				
	G	GS	MIN	FG	FGA	PCT	FT	FTA	PCT	OFF	DEF	TOT	A	PF	D	ST	TO	BS	PTS	AVG
1954-55	11	—	363	59	151	.391	34	61	.557	—	—	118	13	27	0	—	—	—	152	13.8
1955-56	8	—	213	37	77	.481	15	33	.455	—	—	68	19	23	0	—	—	—	89	11.1
1956-57	5	—	162	28	65	.431	20	29	.690	—	—	69	6	7	0	—	—	—	76	15.2
1957-58	3	—	116	18	55	.327	14	18	.778	—	—	61	3	5	0	—	—	—	50	16.7
1958-59	9	—	312	50	142	.352	30	33	.909	—	—	108	24	20	0	—	—	—	130	14.4
1959-60	3	—	104	15	51	.294	11	12	.917	—	—	25	9	9	0	—	—	—	41	13.7
1960-61	8	—	210	30	88	.341	16	23	.696	—	—	99	20	18	0	—	—	—	76	9.5
1961-62	5	—	193	41	109	.376	6	8	.750	—	—	80	10	15	0	—	—	—	88	17.6
1962-63	5	—	187	26	60	.433	16	21	.762	—	—	75	9	12	0	—	—	—	68	13.6
1963-64	5	—	185	40	83	.482	15	20	.750	—	—	69	16	12	0	—	—	—	95	19.0



1964-65	11	—	181	24	67	.358	15	21	.714	—	—	38	28	20	0	—	—	—	63	5.7
TOTALS	73	—	2226	368	948	.388	192	279	.688	—	—	810	157	168	0	—	—	—	928	12.7

ALL-STAR GAME

	G	GS	MIN	FG	FGA	PCT	FT	FTA	PCT	OFF	DEF	TOT	A	PF	D	ST	TO	BS	PTS	AVG
1956	1	0	16	2	4	.500	0	1	1.000	—	—	8	0	—	—	—	—	—	4	—
1959	1	0	21	3	14	.214	1	2	.500	—	—	9	2	—	—	—	—	—	7	—
1963	1	0	11	0	4	.000	2	2	1.000	—	—	2	1	—	—	—	—	—	2	—
TOTALS	3	0	48	5	22	.227	3	5	.600	—	—	19	3	—	—	—	—	—	13	4.3

KIDD, WARREN

Middle Tennessee State

#43

HT: 6-9

WT: 235

Birthdate: Sept. 9, 1970

Drafted: Undrafted

	G	GS	MIN	FG	FGA	PCT	FT	FTA	PCT	OFF	DEF	TOT	A	PF	D	ST	TO	BS	PTS	AVG
1993-94	68	14	884	100	169	.592	47	86	.547	76	157	233	19	129	0	19	44	23	247	3.6

KIMBALL, TOBY

Connecticut

#7

HT: 6-8

WT: 220

Birthdate: Sept. 23, 1942

Drafted: 1965, 3rd round (22nd overall) by Boston

	G	GS	MIN	FG	FGA	PCT	FT	FTA	PCT	OFF	DEF	TOT	A	PF	D	ST	TO	BS	PTS	AVG
1973-74	75	1	1592	216	456	.474	127	185	.686	185	367	552	73	199	1	49	—	23	559	7.5

KING, ALBERT

Maryland

#17

HT: 6-6

WT: 215

Birthdate: Dec. 17, 1959

Drafted: 1981, 1st round (10th overall) by Golden St.

	G	GS	MIN	FG	FGA	PCT	FT	FTA	PCT	OFF	DEF	TOT	A	PF	D	ST	TO	BS	PTS	AVG
1987-88	72	44	1593	211	540	.391	78	103	.757	71	145	216	109	219	4	39	93	18	517	7.2
3-PT. FG: 1987-88, 17-49 (.343)																				

KING, FRANKIE

Western Carolina

#20

HT: 6-1

WT: 185

Birthdate: June 6, 1972

Drafted: 1995, 2nd round (37th overall) by LA Lakers

	G	GS	MIN	FG	FGA	PCT	FT	FTA	PCT	OFF	DEF	TOT	A	PF	D	ST	TO	BS	PTS	AVG
1996-97	7	0	59	7	17	.412	5	5	1.000	4	10	14	5	7	0	4	3	0	20	2.9
3-PT. FG: 1996-97, 1-2 (.500)																				

KING, GEORGE JR.

Charleston (W.Va.)

#14

HT: 6-0

WT: 185

Birthdate: Aug. 16, 1928

Drafted: 1950, by Chicago

	G	GS	MIN	FG	FGA	PCT	FT	FTA	PCT	OFF	DEF	TOT	A	PF	D	ST	TO	BS	PTS	AVG
1951-52	66	—	1899	235	579	.406	188	264	.712	—	—	274	244	199	6	—	—	—	658	10.0
1952-53	71	—	2519	255	635	.402	284	442	.643	—	—	281	364	244	2	—	—	—	794	11.2
1953-54	72	—	2370	280	744	.376	257	410	.627	—	—	268	272	179	2	—	—	—	817	11.3
1954-55	67	—	2015	228	605	.377	140	229	.611	—	—	227	331	148	0	—	—	—	596	8.9
1955-56	72	—	2343	284	763	.372	176	275	.640	—	—	250	410	150	2	—	—	—	744	10.3
TOTALS	348	—	11146	1282	3326	.385	1045	1620	.645	—	—	1300	1621	920	12	—	—	—	3609	10.4

PLAYOFFS

	G	GS	MIN	FG	FGA	PCT	FT	FTA	PCT	OFF	DEF	TOT	A	PF	D	ST	TO	BS	PTS	AVG
1951-52	6	—	207	19	54	.352	19	28	.679	—	—	29	21	17	0	—	—	—	57	9.5
1952-53	2	—	67	6	13	.462	10	12	.833	—	—	5	9	12	2	—	—	—	22	11.0
1953-54	10	—	286	25	62	.403	38	63	.603	—	—	22	21	30	1	—	—	—	88	8.8
1954-55	11	—	371	46	117	.393	35	55	.636	—	—	41	62	33	0	—	—	—	127	11.5
1955-56	8	—	317	39	108	.361	38	48	.792	—	—	47	60	16	0	—	—	—	116	14.5
TOTALS	37	—	1248	135	354	.381	140	206	.680	—	—	144	173	108	3	—	—	—	410	11.1

KNOSTMAN, DICK

Kansas State

#14

HT: 6-6

WT: 215

Birthdate: Aug. 9, 1931

Drafted: N/A

	G	GS	MIN	FG	FGA	PCT	FT	FTA	PCT	OFF	DEF	TOT	A	PF	D	ST	TO	BS	PTS	AVG
1953-54	5	—	47	3	10	.300	7	11	.636	—	—	17	6	9	0	—	—	—	13	2.6

KORKMAZ, FURKAN

Turkey

#30

HT: 6-7

WT: 185

Birthdate: July 24, 1997

Drafted: 2016, 1st round (26th overall) by Philadelphia

	G	GS	MIN	FG	FGA	PCT	FT	FTA	PCT	OFF	DEF	TOT	A	PF	D	ST	TO	BS	PTS	AVG
2017-18	14	0	80	8	28	.286	2	4	.500	2	9	11	4	12	0	2	2	1	23	1.6
2018-19	48	7	679	98	245	.400	36	44	.818	16	91	107	52	62	0	29	25	2	279	5.8
TOTALS	62	7	759	106	270	.388	38	48	.792	18	100	118	56	74	0	31	27	3	302	4.9
3-PT FG: 2017-18, 5-17 (.294); 2018-19, 47-144 (.326); TOTALS, 52-161 (.323)																				

PLAYOFFS

	G	GS	MIN	FG	FGA	PCT	FT	FTA	PCT	OFF	DEF	TOT	A	PF	D	ST	TO	BS	PTS	AVG
2017-18	1	0	2	1	1	1.000	0	0	0.000	0	0	0	0	1	0	0	0	0	3	3.0
2018-19	4	0	36	6	18	.333	4	5	.800	0	6	6	5	5	0	0	1	1	19	4.8
TOTALS	12	1	114	15	25	.600	4	5	.800	17	11	28	11	13	0	3	4	1	34	2.8
3-PT FG: 2017-18, 1-1 (1.000); 2018-19, 3-8 (.375)																				

ALL-TIME ROSTER

KORVER, KYLE

Creighton

#26

HT: 6-7

WT: 210

Birthdate: March 17, 1981

Drafted: 2003, 2nd round (59th overall) by New Jersey

	G	GS	MIN	FG	FGA	PCT	FT	FTA	PCT	OFF	DEF	TOT	A	PF	D	ST	TO	BS	PTS	AVG
2003-04	74	0	882	115	327	.352	19	24	.792	30	81	111	40	102	2	25	41	8	330	4.5
2004-05	82	57	2667	317	759	.418	82	96	.854	40	339	379	182	265	2	103	106	33	942	11.5
2005-06	82	43	2563	327	761	.430	101	119	.849	27	243	270	163	224	1	65	98	26	939	11.5
2006-07	74	1	2288	372	845	.440	191	209	.914	30	229	259	105	188	1	57	117	20	1067	14.4
2007-08	25	0	657	90	227	.396	31	34	.912	12	61	73	33	67	1	20	28	6	249	10.0
TOTALS	337	101	9057	1221	2919	.418	424	482	.880	139	953	1092	523	846	7	270	390	93	3527	10.5

3-PT FG: 2003-04, 81-207 (.391); 2004-05, 226-558 (.405); 2005-06, 184-438 (.422); 2006-07, 132-307 (.430); 2007-08, 38-108 (.352); TOTALS, 661-1618 (.409)

PLAYOFFS

	G	GS	MIN	FG	FGA	PCT	FT	FTA	PCT	OFF	DEF	TOT	A	PF	D	ST	TO	BS	PTS	AVG
2004-05	5	5	147	8	28	.286	2	2	1.000	3	10	13	8	18	0	4	8	1	25	5.0

3-PT FG: 2004-05, 7-24 (.292)

KUCZENSKI, BRUCE

Connecticut

#23

HT: 6-10

WT: 230

Birthdate: Feb. 3, 1961

Drafted: 1983, 3rd round (59th overall) by New Jersey

	G	GS	MIN	FG	FGA	PCT	FT	FTA	PCT	OFF	DEF	TOT	A	PF	D	ST	TO	BS	PTS	AVG
1983-84	3	2	40	1	8	.125	1	2	.500	1	5	6	2	7	0	1	5	1	3	1.0

KUKOC, TONI

Croatia

#7

HT: 6-11

WT: 235

Birthdate: Sept. 18, 1968

Drafted: 1990, 2nd round (29th overall) by Chicago

	G	GS	MIN	FG	FGA	PCT	FT	FTA	PCT	OFF	DEF	TOT	A	PF	D	ST	TO	BS	PTS	AVG
1999-00	32	8	916	149	340	.438	74	110	.673	38	105	143	141	61	0	33	71	9	398	12.4
2000-01	48	5	979	151	330	.458	52	88	.591	47	115	162	93	62	0	35	60	6	386	8.0
TOTALS	80	13	1895	300	670	.448	126	198	.636	85	220	305	234	123	0	68	131	15	784	9.8

3-PT FG: 1999-00, 26-90 (.289); 2000-01, 32-78 (.410)

PLAYOFFS

	G	GS	MIN	FG	FGA	PCT	FT	FTA	PCT	OFF	DEF	TOT	A	PF	D	ST	TO	BS	PTS	AVG
1999-00	10	0	257	36	93	.387	10	17	.588	7	30	37	17	26	0	10	15	3	93	9.3

3-PT FG: 1999-00, 11-34 (.324)

LAMPLEY, JIM

Arkansas Little Rock

#11

HT: 6-11

WT: 230

Birthdate: July 2, 1960

Drafted: 1983, 5th round (102nd overall pick) by Dallas

	G	GS	MIN	FG	FGA	PCT	FT	FTA	PCT	OFF	DEF	TOT	A	PF	D	ST	TO	BS	PTS	AVG
1986-87	1	0	16	1	3	.333	1	2	.500	1	4	5	0	0	0	1	1	0	3	3.0

LANDRY, CARL

Purdue

#7

HT: 6-9

WT: 248

Birthdate: September 19, 1983

Drafted: 2007, 2nd round (31st overall) by Seattle

	G	GS	MIN	FG	FGA	PCT	FT	FTA	PCT	OFF	DEF	TOT	A	PF	D	ST	TO	BS	PTS	AVG
2015-16	36	12	569	139	250	.556	67	91	.736	49	97	146	32	69	0	12	22	9	351	9.8

3-PT FG: 2015-16, 6-13 (.462)

LANG, ANDREW

Arkansas

#28

HT: 6-11

WT: 250

Birthdate: June 28, 1966

Drafted: 1988, 2nd round (28th overall) by Phoenix

	G	GS	MIN	FG	FGA	PCT	FT	FTA	PCT	OFF	DEF	TOT	A	PF	D	ST	TO	BS	PTS	AVG
1992-93	73	59	1861	149	351	.425	87	114	.763	136	300	436	79	261	4	46	89	141	386	5.3

3-PT FG: 1992-93, 1-5 (.200)

LANG, ANTONIO

Duke

#41

HT: 6-8

WT: 230

Birthdate: May 15, 1972

Drafted: 1994, 2nd round (29th overall) by Phoenix

	G	GS	MIN	FG	FGA	PCT	FT	FTA	PCT	OFF	DEF	TOT	A	PF	D	ST	TO	BS	PTS	AVG
1999-00	3	0	6	1	11.000		1	11.000		0	0	0	1	1	0	0	0	0	3	1.0

LAVOY, BOB

Western Kentucky

HT: 6-7

HT: 185

Birthdate: June 29, 1926

Drafted: N/A

	G	GS	MIN	FG	FGA	PCT	FT	FTA	PCT	OFF	DEF	TOT	A	PF	D	ST	TO	BS	PTS	AVG
1953-54*	68	—	1277	135	356	.379	94	129	.729	—	—	317	78	215	2	—	—	—	364	5.4

PLAYOFFS

	G	GS	MIN	FG	FGA	PCT	FT	FTA	PCT	OFF	DEF	TOT	A	PF	D	ST	TO	BS	PTS	AVG
1953-54	13	—	358	37	95	.389	44	55	.800	—	—	85	20	50	0	—	—	—	118	9.1

LEAKS, MANNY

Niagara

#26

HT: 6-8

WT: 230

Birthdate: Nov. 27, 1945

Drafted: 1968, 2nd round (20th overall) by Detroit

	G	GS	MIN	FG	FGA	PCT	FT	FTA	PCT	OFF	DEF	TOT	A	PF	D	ST	TO	BS	PTS	AVG
1972-73	82	63	2530	377	933	.404	144	200	.720	—	—	677	95	191	5	—	—	—	898	11.0



LECKNER, ERIC

Wyoming

#45

HT: 6-11

WT: 265

Birthdate: May 27, 1966

Drafted: 1988, 1st round (17th overall) by Utah

	G	GS	MIN	FG	FGA	PCT	FT	FTA	PCT	OFF	DEF	TOT	A	PF	D	ST	TO	BS	PTS	AVG
1993-94	71	36	1163	139	286	.486	84	130	.646	75	207	282	86	190	2	18	86	34	362	5.1
3-PT. FG: 1993-94, 0-2 (0.00)																				

LEE, CLYDE

Vanderbilt

#34

HT: 6-10

WT: 215

Birthdate: Mar. 14, 1944

Drafted: 1966, 1st round (3rd overall) by San Francisco

	G	GS	MIN	FG	FGA	PCT	FT	FTA	PCT	OFF	DEF	TOT	A	PF	D	ST	TO	BS	PTS	AVG
1974-75	71	35	2279	164	391	.419	87	138	.630	264	423	687	97	260	9	29	—	16	415	5.8
1975-76	79	0	1421	123	282	.436	63	95	.663	164	289	453	59	188	0	23	—	27	309	3.9
TOTALS	150	35	3700	287	673	.426	150	233	.644	428	712	1140	156	448	9	52	—	43	724	4.8

PLAYOFFS

	G	GS	MIN	FG	FGA	PCT	FT	FTA	PCT	OFF	DEF	TOT	A	PF	D	ST	TO	BS	PTS	AVG
1975-76	3	—	53	4	6	.667	6	7	.857	4	12	16	6	11	0	6	—	9	17	5.7

LEE, MALCOLM

UCLA

#11

HT: 6-3

WT: 200

Birthdate: May 22, 1990

Drafted: 2011, 2nd round (43rd overall) by Chicago

	G	GS	MIN	FG	FGA	PCT	FT	FTA	PCT	OFF	DEF	TOT	A	PF	D	ST	TO	BS	PTS	AVG
2014-15	1	0	2	0	1	.000	0	0	---	0	0	0	0	0	0	0	0	0	0	0.0

LEVANE, FUZZY

St. John's (N.Y.)

#11

HT: 6-2

WT: 190

Birthdate: April 11, 1920

Drafted: N/A

	G	GS	MIN	FG	FGA	PCT	FT	FTA	PCT	OFF	DEF	TOT	A	PF	D	ST	TO	BS	PTS	AVG
1949-50	60	—	—	139	418	.333	54	85	.635	—	—	—	156	106	—	—	—	—	332	5.5

PLAYOFFS

	G	GS	MIN	FG	FGA	PCT	FT	FTA	PCT	OFF	DEF	TOT	A	PF	D	ST	TO	BS	PTS	AVG
1949-50	9	—	—	13	37	.351	5	5	1.000	—	—	—	13	11	—	—	—	—	31	3.4

LLOYD, EARL

West Virginia State

#11

HT: 6-6

WT: 220

Birthdate: April 3, 1928

Drafted: N/A

	G	GS	MIN	FG	FGA	PCT	FT	FTA	PCT	OFF	DEF	TOT	A	PF	D	ST	TO	BS	PTS	AVG	
1952-53	64	—	1806	156	453	.344	160	231	.693	—	—	—	444	64	241	6	—	—	—	472	7.4
1953-54	72	—	2206	249	666	.374	156	209	.746	—	—	—	529	115	303	12	—	—	—	654	9.1
1954-55	72	—	2212	286	784	.365	159	212	.750	—	—	—	553	151	283	4	—	—	—	731	10.2
1955-56	72	—	1837	213	636	.335	186	241	.772	—	—	—	492	116	267	6	—	—	—	612	8.5
1956-57	72	—	1965	256	687	.373	134	179	.749	—	—	—	435	114	282	10	—	—	—	646	9.0
1957-58	61	—	1045	119	359	.331	79	106	.745	—	—	—	287	60	179	3	—	—	—	317	5.2
TOTALS	413	—	11071	1279	3585	.357	874	1178	.742	—	—	—	2740	620	1555	41	—	—	—	3432	8.3

PLAYOFFS

	G	GS	MIN	FG	FGA	PCT	FT	FTA	PCT	OFF	DEF	TOT	A	PF	D	ST	TO	BS	PTS	AVG	
1952-53	2	—	73	4	17	.235	7	10	.700	—	—	—	9	5	10	0	—	—	—	15	7.5
1953-54	10	—	260	25	73	.342	17	26	.654	—	—	—	57	20	34	0	—	—	—	67	6.7
1954-55	11	—	355	44	122	.361	39	52	.750	—	—	—	89	35	41	0	—	—	—	127	11.5
1955-56	8	—	172	26	81	.321	13	14	.929	—	—	—	43	7	37	1	—	—	—	65	8.1
1956-57	5	—	83	12	30	.400	7	11	.636	—	—	—	21	5	18	0	—	—	—	31	6.2
1957-58	3	—	32	5	14	.357	0	0	---	—	—	—	8	0	8	0	—	—	—	10	3.3
TOTALS	39	—	975	116	337	.344	83	113	.735	—	—	—	227	72	148	1	—	—	—	315	8.1

LLOYD, LEWIS

Drake

#30

HT: 6-6

WT: 205

Birthdate: Feb. 22, 1959

Drafted: 1981, 4th round (76th overall) by Golden State

	G	GS	MIN	FG	FGA	PCT	FT	FTA	PCT	OFF	DEF	TOT	A	PF	D	ST	TO	BS	PTS	AVG
1989-90	2	0	10	1	2	.500	0	0	---	0	0	0	0	3	0	0	4	0	2	1.0

LOCHMUELLER, BOB

Louisville

#11

HT: 6-6

WT: 185

Birthdate: June 5, 1927

Drafted: N/A

	G	GS	MIN	FG	FGA	PCT	FT	FTA	PCT	OFF	DEF	TOT	A	PF	D	ST	TO	BS	PTS	AVG
1952-53	62	—	802	79	245	.322	74	122	.607	—	—	162	47	143	1	—	—	—	232	3.7

PLAYOFFS

	G	GS	MIN	FG	FGA	PCT	FT	FTA	PCT	OFF	DEF	TOT	A	PF	D	ST	TO	BS	PTS	AVG
1952-53	2	—	21	2	10	.200	1	4	.250	—	—	5	2	12	2	—	—	—	5	2.5

LOFGAN, ED

Grant Tech; San Francisco

#11

HT: 6-5

WT: 200

Birthdate: Nov. 18, 1928

Drafted: N/A

	G	GS	MIN	FG	FGA	PCT	FT	FTA	PCT	OFF	DEF	TOT	A	PF	D	ST	TO	BS	PTS	AVG	
1950-51*	61	—	—	79	270	.293	79	127	.622	—	—	—	157	36	132	4	—	—	—	237	3.9

ALL-TIME ROSTER

LONG, ART			Cincinnati			#35	HT: 6-9			WT: 250										
			Birthdate: Oct. 1, 1972			Drafted: Undrafted														
	G	GS	MIN	FG	FGA	PCT	FT	FTA	PCT	OFF	DEF	TOT	A	PF	D	ST	TO	BS	PTS	AVG
2002-03	19	0	131	19	50	.380	1	5	.200	13	27	40	2	22	0	2	9	8	40	2.1
3 PT. FG: 2002-03, 1-1 (1.000)																				

LONG, SHAWN			Louisiana at Lafayette			#36	HT: 6-9			WT: 255										
			Birthdate: Jan. 29, 1993			Drafted: Undrafted														
	G	GS	MIN	FG	FGA	PCT	FT	FTA	PCT	OFF	DEF	TOT	A	PF	D	ST	TO	BS	PTS	AVG
2016-17	18	0	234	61	109	.560	19	35	.543	41	44	85	13	49	0	9	13	9	148	8.2
3 PT. FG: 2016-17, 7-19 (.368)																				

LOUGHERY, KEVIN			St. John's '62			#22	HT: 6-3			WT: 190										
			Birthdate: Mar. 28, 1940			Drafted: 1962, 2nd round (11th overall) by Detroit														
	G	GS	MIN	FG	FGA	PCT	FT	FTA	PCT	OFF	DEF	TOT	A	PF	D	ST	TO	BS	PTS	AVG
1971-72	74	29	1829	337	792	.426	258	312	.827	—	—	178	188	208	3	—	—	—	932	12.6
1972-73	32	21	955	169	427	.396	107	130	.823	—	—	113	148	104	0	—	—	—	445	13.9
TOTALS	106	50	2784	506	1219	.415	365	442	.826	—	—	291	336	312	3	—	—	—	1377	13.0

LUWAWU-CABARROT, TIMOTHE			France			#20, #7	HT: 6-6			WT: 205										
			Birthdate: May 9, 1995			Drafted: 2016, 1st round (24th overall) by Philadelphia														
	G	GS	MIN	FG	FGA	PCT	FT	FTA	PCT	OFF	DEF	TOT	A	PF	D	ST	TO	BS	PTS	AVG
2016-17	69	19	1190	145	361	.402	105	123	.854	25	124	149	75	154	1	32	73	10	445	6.4
2017-18	52	7	807	100	267	.375	46	58	.793	14	58	72	54	97	0	12	38	5	299	5.8
TOTALS	121	26	1997	245	628	.39	151	181	.834	39	182	221	129	251	1	44	111	15	744	6.1
3 PT. FG: 2016-17, 50-161 (.311), 2017-18, 53-158 (.335); TOTALS, 103-319 (.323)																				

LYNCH, GEORGE			North Carolina			#9	HT: 6-8			WT: 230										
			Birthdate: Sept. 3, 1970			Drafted: 1993, 1st round (12th overall) by LA Lakers														
	G	GS	MIN	FG	FGA	PCT	FT	FTA	PCT	OFF	DEF	TOT	A	PF	D	ST	TO	BS	PTS	AVG
1998-99	43	43	1315	147	349	.421	53	84	.631	110	169	279	76	142	2	85	79	22	356	8.3
1999-00	75	75	2416	297	644	.461	113	183	.617	216	366	582	136	231	2	119	120	38	722	9.6
2000-01	82	80	2649	274	616	.445	123	171	.719	200	390	590	139	222	2	99	109	30	686	8.4
TOTALS	200	198	6380	718	1609	.446	289	438	.660	526	925	1451	351	595	6	303	308	90	1764	8.8
3-PT. FG: 1998-99, 9-23 (.391); 1999-00, 15-36 (.417); 2000-01, 15-57 (.263); TOTALS, 39-116 (.336)																				

PLAYOFFS																				
	G	GS	MIN	FG	FGA	PCT	FT	FTA	PCT	OFF	DEF	TOT	A	PF	D	ST	TO	BS	PTS	AVG
1998-99	8	6	249	29	65	.446	12	17	.706	28	25	53	16	30	1	18	13	2	72	9.0
1999-00	10	10	293	22	65	.338	14	18	.778	26	45	71	14	33	1	9	8	5	59	5.9
2000-01	10	8	222	24	0	.480	9	14	.643	20	31	51	12	30	0	13	13	2	57	5.7
TOTALS	40	24	915	92	216	.426	48	59	.814	87	121	208	50	119	2	48	45	9	236	5.9
3-PT. FG: 1998-99, 2-6 (.333); 1999-00, 1-7 (.143); 2000-01, 0-1 (.000); TOTALS, 3-14 (.214)																				

MacCULLOCH, TODD			Washington			#50	HT: 7-0			WT: 280										
			Birthdate: Jan. 27, 1976			Drafted: 1999, 2nd round (47th overall) by 76ers														
	G	GS	MIN	FG	FGA	PCT	FT	FTA	PCT	OFF	DEF	TOT	A	PF	D	ST	TO	BS	PTS	AVG
1999-00	56	6	528	89	161	.553	28	54	.519	48	98	146	13	94	0	11	26	37	206	3.7
2000-01	63	3	597	109	185	.589	42	66	.636	69	99	168	10	96	0	7	27	19	260	4.1
2002-03	42	35	812	123	238	.517	53	79	.671	66	130	196	20	107	0	19	32	35	299	7.1
2003-04 INJURED LIST - FOOT NEUROPATHY																				
TOTALS	161	44	1937	321	584	.550	123	199	.618	183	327	510	43	297	0	37	85	91	765	4.8
3-PT. FG: 1999-00, 2-4 (.500); 2000-01, 0-0 (---); 2002-03, 0-0 (---); TOTALS, 2-4 (.500)																				

PLAYOFFS																				
	G	GS	MIN	FG	FGA	PCT	FT	FTA	PCT	OFF	DEF	TOT	A	PF	D	ST	TO	BS	PTS	AVG
1999-00	5	0	24	2	3	.667	4	6	.667	3	6	9	0	2	0	0	0	0	8	1.6
2000-01	18	0	109	24	38	.632	8	10	.800	17	12	29	4	14	0	0	4	3	56	3.1
TOTALS	23	0	133	26	41	.634	12	16	.750	20	18	38	4	16	0	0	4	3	64	2.8
3-PT. FG: 1999-00, 0-2 (.000); 2000-01, 0-0 (---); TOTALS, 0-2 (.000)																				

MACK, SHELVIN			Butler			#14	HT: 6-3			WT: 215										
			Birthdate: Apr. 22 1989			Drafted: 2011, 2nd round (34th overall) by Washington														
	G	GS	MIN	FG	FGA	PCT	FT	FTA	PCT	OFF	DEF	TOT	A	PF	D	ST	TO	BS	PTS	AVG
2012-13	4	0	7	1	2	.500	0	---	---	0	0	0	1	1	0	0	2	0	2	0.5
3-PT. FG: 2012-13, 0-1 (.000)																				

MACKNOWSKI, JOHNNY			Seton Hall			#14	HT: 6-1			WT: 185										
			Birthdate: Jan. 7, 1923			Drafted: N/A														
	G	GS	MIN	FG	FGA	PCT	FT	FTA	PCT	OFF	DEF	TOT	A	PF	D	ST	TO	BS	PTS	AVG
1949-50	59	—	—	154	463	.333	131	178	.736	—	—	—	65	128	—	—	—	—	439	7.4
1950-51	58	—	—	131	435	.301	122	170	.718	—	—	—	110	69	134	3	—	—	384	6.6
TOTALS	117	—	—	285	898	.317	253	348	.727	—	—	—	110	134	262	3	—	—	823	7.0



PLAYOFFS

	G	GS	MIN	FG	FGA	PCT	FT	FTA	PCT	OFF	DEF	TOT	A	PF	D	ST	TO	BS	PTS	AVG
1949-50	11	—	—	39	100	.390	39	51	.765	—	—	—	21	18	—	—	—	—	117	10.6
1950-51	2	—	—	6	13	.462	1	3	.333	—	—	7	4	5	0	—	—	—	13	6.5
TOTALS	13	—	—	45	113	.398	40	54	.741	—	—	7	25	23	0	—	—	—	130	10.0

MacLEAN, DON

UCLA

#25

HT: 6-10

WT: 235

Birthdate: Jan. 16, 1970

Drafted: 1992, 1st round (19th overall) by Detroit

	G	GS	MIN	FG	FGA	PCT	FT	FTA	PCT	OFF	DEF	TOT	A	PF	D	ST	TO	BS	PTS	AVG
1996-97	37	2	733	163	365	.447	64	97	.660	41	99	140	37	71	0	12	47	10	402	10.9
3-PT. FG: 1996-97, 12-38 (.316)																				

MAHORN, RICK

Hampton

#44 & #4

HT: 6-10

WT: 260

Birthdate: Sept. 21, 1958

Drafted: 1980, 2nd round (35th overall) by Washington

	G	GS	MIN	FG	FGA	PCT	FT	FTA	PCT	OFF	DEF	TOT	A	PF	D	ST	TO	BS	PTS	AVG
1989-90	75	66	2271	313	630	.497	183	256	.715	167	401	568	98	251	2	44	104	103	811	10.8
1990-91	80	74	2439	261	559	.467	189	240	.788	151	470	621	118	276	6	79	127	56	711	8.9
1998-99	16	0	127	5	18	.278	3	8	.375	7	16	23	2	22	0	5	6	1	13	0.8
TOTALS	171	140	4837	579	1207	.479	375	504	.744	325	887	1212	218	549	8	128	237	160	1535	8.9
3-PT. FG: 1993-94, 2-9 (.222); 1990-91, 0-9 (.000); 1998-99, 0-0 (---); TOTALS, 2-18 (.111)																				

PLAYOFFS

	G	GS	MIN	FG	FGA	PCT	FT	FTA	PCT	OFF	DEF	TOT	A	PF	D	ST	TO	BS	PTS	AVG
1989-90	10	10	342	37	86	.430	20	26	.769	18	52	70	10	41	1	7	13	8	94	9.4
1990-91	8	8	208	20	36	.556	11	14	.786	7	35	42	14	25	0	2	8	4	51	6.4
1998-99	5	0	29	2	6	.333	1	2	.500	2	6	8	1	6	0	1	1	0	5	1.0
TOTALS	23	18	579	59	128	.461	32	42	.762	27	93	120	25	72	1	10	22	12	150	6.5
3-PT. FG: 1989-90, 0-1 (.000)																				

MALONE, JEFF

Mississippi State

#25

HT: 6-4

WT: 205

Birthdate: June 28, 1961

Drafted: 1983, 1st round (10th overall) by Washington

	G	GS	MIN	FG	FGA	PCT	FT	FTA	PCT	OFF	DEF	TOT	A	PF	D	ST	TO	BS	PTS	AVG
1993-94	27	23	903	187	389	.481	76	94	.809	23	61	84	59	46	0	14	28	0	454	16.8
1994-95	19	19	660	144	284	.507	51	59	.864	11	44	55	29	35	0	15	29	0	350	18.4
1995-96	25	3	407	63	160	.394	24	26	.923	8	24	32	19	19	0	13	19	0	155	6.2
TOTALS	61	45	1970	394	833	.473	151	179	.844	42	129	171	107	100	0	42	76	0	959	15.7
3-PT. FG: 1993-94, 4-6 (.667); 1994-95, 11-28 (.393); 1995-96, 5-16 (.313); TOTALS, 20-50 (.400)																				

MALONE, MOSES

Petersburg H.S. (VA)

#2

HT: 6-10

WT: 255

Birthdate: Mar 23, 1955

Drafted: 1976, by Portland in ABA Dispersal (5th pick)

	G	GS	MIN	FG	FGA	PCT	FT	FTA	PCT	OFF	DEF	TOT	A	PF	D	ST	TO	BS	PTS	AVG
1982-83	78	78	2922	654	1305	.501	600	788	.761	445	749	1194	101	206	0	89	264	157	1908	24.5
1983-84	71	71	2613	532	1101	.483	545	727	.750	352	598	950	96	188	0	71	250	110	1609	22.7
1984-85	79	79	2957	602	1284	.469	737	904	.815	385	646	1031	130	216	0	67	286	123	1941	24.6
1985-86	74	74	2706	571	1246	.458	617	784	.787	339	533	872	90	194	0	67	261	71	1759	23.8
1993-94	55	0	618	102	232	.440	90	117	.769	106	120	226	34	52	0	11	59	17	294	5.3
TOTALS	357	302	11816	2461	5168	.476	2589	3320	.780	1627	2646	4273	451	856	0	305	1120	478	7511	21.0
3-PT. FG: 1982-83, 0-1 (.000); 1983-84, 0-4 (.000); 1984-85, 0-2 (.000); 1985-86, 0-1 (.000); 1993-94, 0-1 (.000); TOTALS, 0-9 (.000)																				

PLAYOFFS

	G	GS	MIN	FG	FGA	PCT	FT	FTA	PCT	OFF	DEF	TOT	A	PF	D	ST	TO	BS	PTS	AVG
1982-83	13	13	524	126	235	.536	86	120	.717	70	136	206	20	40	0	1	40	25	338	26.0
1983-84	5	5	212	38	83	.458	31	32	.969	20	49	69	7	15	0	3	21	11	107	21.4
1984-85	13	13	505	90	212	.425	82	103	.796	36	102	138	24	39	0	17	23	22	262	20.2
TOTALS	31	31	1241	254	530	.479	199	255	.780	126	287	413	51	94	0	21	84	58	707	22.8

ALL-STAR GAME

	G	GS	MIN	FG	FGA	PCT	FT	FTA	PCT	OFF	DEF	TOT	A	PF	D	ST	TO	BS	PTS	AVG	
1983	1	1	24	3	8	.375	4	6	.667	2	6	8	3	1	0	0	1	1	10	—	
1984	SELECTED BUT DNP DUE TO INJURY																				
1985	1	1	33	2	10	.200	3	6	.500	5	7	12	1	4	0	0	3	0	7	—	
1986	1	1	34	5	12	.417	6	9	.667	5	8	13	0	4	0	1	1	0	16	—	
TOTALS	3	3	91	10	30	.333	13	21	.619	12	21	33	4	9	0	1	5	1	33	11.0	

MARJANOVIC, BOBAN

Serbia

#51

HT: 7-3

WT: 290

Birthdate: August 15, 1988

Drafted: N/A

	G	GS	MIN	FG	FGA	PCT	FT	FTA	PCT	OFF	DEF	TOT	A	PF	D	ST	TO	BS	PTS	AVG
2018-19	22	3	305	75	120	.625	26	36	.722	32	81	113	32	33	0	5	22	10	180	8.1
TOTALS	22	3	305	75	120	.625	26	36	.722	32	81	113	32	33	0	5	22	10	180	8.1
3-PT. FG: 2018-19, 4-8 (.500)																				

ALL-TIME ROSTER

PLAYOFFS

	G	GS	MIN	FG	FGA	PCT	FT	FTA	PCT	OFF	DEF	TOT	A	PF	D	ST	TO	BS	PTS	AVG
2018-19	11	0	105	24	40	.600	16	19	.842	13	23	36	11	18	0	2	14	3	64	5.8
TOTALS	11	0	105	24	40	.600	16	19	.842	13	23	36	11	18	0	2	14	3	64	5.8

3-PT. FG: 2018-19, 0-3 (.000)

MARSHALL, DONYELL

Connecticut

#8

HT: 6-9

WT: 230

Birthdate: May 18, 1973

Drafted: 1994, 1st round (4th overall) by Minnesota

	G	GS	MIN	FG	FGA	PCT	FT	FTA	PCT	OFF	DEF	TOT	A	PF	D	ST	TO	BS	PTS	AVG
2008-09	25	0	189	33	73	.452	3	6	.500	6	34	40	15	24	0	4	6	5	94	3.8

3-PT. FG: 2008-09, 25-55 (.455)

PLAYOFFS

	G	GS	MIN	FG	FGA	PCT	FT	FTA	PCT	OFF	DEF	TOT	A	PF	D	ST	TO	BS	PTS	AVG
2008-09	6	0	50	6	16	.375	0	0	--	0	7	7	0	9	0	1	2	1	16	2.7

3-PT. FG: 2008-09, 4-11 (.364)

MARSHALL, KENDALL

North Carolina

#5

HT: 6-4

WT: 200

Birthdate: Aug. 19, 1991

Drafted: 2012, 1st round (13th overall) by Phoenix

	G	GS	MIN	FG	FGA	PCT	FT	FTA	PCT	OFF	DEF	TOT	A	PF	D	ST	TO	BS	PTS	AVG
2015-16	30	6	400	43	118	.364	9	13	.692	2	26	28	73	30	0	16	43	2	111	3.7

3-PT. FG: 2015-16, 16-49 (.327)

MASINO, AL

Canisius

HT: 5-11

WT: 175

Birthdate: Feb. 5, 1928

Drafted: N/A

	G	GS	MIN	FG	FGA	PCT	FT	FTA	PCT	OFF	DEF	TOT	A	PF	D	ST	TO	BS	PTS	AVG
1953-54*	27	--	181	26	62	.419	30	49	.612	--	--	28	22	44	0	--	--	--	82	3.0

PLAYOFFS

	G	GS	MIN	FG	FGA	PCT	FT	FTA	PCT	OFF	DEF	TOT	A	PF	D	ST	TO	BS	PTS	AVG
1953-54	13	--	96	7	20	.350	7	15	.467	--	--	6	7	23	0	--	--	--	21	1.6

MASSENBURG, TONY

Maryland

#30

HT: 6-9

WT: 245

Birthdate: July 31, 1967

Drafted: 1990, 2nd round (43rd overall) by San Antonio

	G	GS	MIN	FG	FGA	PCT	FT	FTA	PCT	OFF	DEF	TOT	A	PF	D	ST	TO	BS	PTS	AVG
1995-96	30	8	804	114	236	.483	68	92	.739	75	111	186	12	73	0	15	38	11	296	9.9

3-PT. FG: 1995-96, 0-3 (.000)

MATTHEWS, WES

Wisconsin

#1

HT: 6-1

WT: 170

Birthdate: Aug. 24, 1959

Drafted: 1980, 1st round (14th overall) by Washington

	G	GS	MIN	FG	FGA	PCT	FT	FTA	PCT	OFF	DEF	TOT	A	PF	D	ST	TO	BS	PTS	AVG
1983-84	14	5	292	45	101	.446	9	14	.643	6	17	23	62	32	0	11	30	2	100	7.1

3-PT. FG: 1983-84, 1-7 (.143)

PLAYOFFS

	G	GS	MIN	FG	FGA	PCT	FT	FTA	PCT	OFF	DEF	TOT	A	PF	D	ST	TO	BS	PTS	AVG
1983-84	4	--	23	4	8	.500	1	2	.500	0	0	0	4	4	0	1	4	0	10	2.5

MAXWELL, VERNON

Florida

#11

HT: 6-4

WT: 190

Birthdate: Sept. 12, 1965

Drafted: 1988, 2nd round (47th overall) by Denver

	G	GS	MIN	FG	FGA	PCT	FT	FTA	PCT	OFF	DEF	TOT	A	PF	D	ST	TO	BS	PTS	AVG
1995-96	75	57	2467	410	1052	.390	251	332	.756	39	190	229	330	182	1	96	215	12	1217	16.2
2000-01	24	6	375	42	125	.336	15	22	.682	3	34	37	29	33	0	12	18	0	120	5.0
TOTALS	99	63	2842	452	1177	.384	266	354	.751	42	224	266	359	215	1	108	233	12	1337	13.5

3-PT. FG: 1995-96, 146-460 (.317); 2000-01, 21-64 (.328); TOTALS, 167-524 (.319)

MAY, DON

Dayton

#34

HT: 6-4

WT: 220

Birthdate: Jan. 3, 1946

Drafted: 1968, 3rd round (30th overall) by New York

	G	GS	MIN	FG	FGA	PCT	FT	FTA	PCT	OFF	DEF	TOT	A	PF	D	ST	TO	BS	PTS	AVG
1972-73	26	0	602	128	290	.441	53	62	.855	--	--	143	43	80	1	--	--	--	309	11.9
1973-74	56	5	812	152	367	.414	89	102	.873	25	111	136	63	137	0	25	--	8	393	7.0
TOTALS	82	5	1414	280	657	.426	142	164	.866	25	111	279	106	217	1	25	--	8	702	8.6

MAYES, THARON

Florida State

#25

HT: 6-3

WT: 175

Birthdate: Sept. 9, 1968

Drafted: Undrafted

	G	GS	MIN	FG	FGA	PCT	FT	FTA	PCT	OFF	DEF	TOT	A	PF	D	ST	TO	BS	PTS	AVG
1991-92	21	0	215	28	94	.298	20	30	.667	3	12	15	32	32	0	14	28	1	90	4.3

3-PT. FG: 1991-92, 14-39 (.359)

**MAYNOR, ERIC**

Virginia Commonwealth

#11

HT: 6-3

WT: 175

Birthdate: June 11, 1987

Drafted: 2009, 1st round (20th overall) by Utah

	G	GS	MIN	FG	FGA	PCT	FT	FTA	PCT	OFF	DEF	TOT	A	PF	D	ST	TO	BS	PTS	AVG
2013-14	8	0	112	11	29	.379	4	8	.500	2	13	15	12	4	0	4	12	2	30	3.8
3-PT. FG: 2013-14, 4-12 (.333)																				

MBAH A MOUTE, LUC

UCLA

#12

HT: 6-8

WT: 230

Birthdate: Sep. 9, 1986

Drafted: 2008, 2nd round (37th overall) by Milwaukee

	G	GS	MIN	FG	FGA	PCT	FT	FTA	PCT	OFF	DEF	TOT	A	PF	D	ST	TO	BS	PTS	AVG
2014-15	67	61	1916	251	636	.395	96	163	.589	82	246	328	106	104	0	81	99	21	660	9.9
3-PT. FG: 2014-15, 62-202 (.307)																				

McADOO, BOB

North Carolina

#11

HT: 6-9

WT: 210

Birthdate: Sept. 25, 1951

Drafted: 1972, 1st round (2nd overall) by Buffalo

	G	GS	MIN	FG	FGA	PCT	FT	FTA	PCT	OFF	DEF	TOT	A	PF	D	ST	TO	BS	PTS	AVG
1985-86	29	0	609	116	251	.462	62	81	.765	25	78	103	35	64	0	10	49	18	294	10.1

PLAYOFFS

	G	GS	MIN	FG	FGA	PCT	FT	FTA	PCT	OFF	DEF	TOT	A	PF	D	ST	TO	BS	PTS	AVG
1985-86	5	—	73	20	36	.556	14	16	.875	8	6	14	2	13	0	4	2	5	54	10.8

McADOO, JAMES MICHAEL

North Carolina

#14

HT: 6-9

WT: 230

Birthdate: Jan. 4, 1993

Drafted: Undrafted

	G	GS	MIN	FG	FGA	PCT	FT	FTA	PCT	OFF	DEF	TOT	A	PF	D	ST	TO	BS	PTS	AVG
2017-18	3	0	18	2	7	.286	2	21	0.000	0	2	2	0	1	0	0	1	1	8	2.7
3-PT. FG: 2017-18, 2-7 (.286)																				

McCASKILL, AMAL

Marquette

#00

HT: 6-11

WT: 235

Birthdate: Oct. 28, 1973

Drafted: 1996, 2nd round (49th overall) by Orlando

	G	GS	MIN	FG	FGA	PCT	FT	FTA	PCT	OFF	DEF	TOT	A	PF	D	ST	TO	BS	PTS	AVG
2003-04	59	3	636	47	117	.402	19	27	.704	48	85	113	20	89	0	12	25	20	113	1.9
3-PT. FG: 2003-04, 0-1 (.000)																				

McCLAIN, TED

Tennessee State

#12

HT: 6-2

WT: 190

Birthdate: Aug. 30, 1947

Entered NBA with N.J. Nets From ABA 1976

	G	GS	MIN	FG	FGA	PCT	FT	FTA	PCT	OFF	DEF	TOT	A	PF	D	ST	TO	BS	PTS	AVG
1977-78	29	0	293	42	96	.438	7	10	.700	9	28	37	34	36	0	16	22	4	91	3.1

PLAYOFFS

	G	GS	MIN	FG	FGA	PCT	FT	FTA	PCT	OFF	DEF	TOT	A	PF	D	ST	TO	BS	PTS	AVG
1977-78	5	0	31	3	10	.300	0	0	---	2	4	6	10	4	0	5	5	0	6	1.2

McCONNELL, T.J.

Arizona

#12

HT: 6-2

WT: 200

Birthdate: Mar. 25, 1992

Drafted: Undrafted

	G	GS	MIN	FG	FGA	PCT	FT	FTA	PCT	OFF	DEF	TOT	A	PF	D	ST	TO	BS	PTS	AVG
2015-16	81	17	1606	218	464	.470	26	41	.634	43	207	250	367	114	0	95	140	10	493	6.1
2016-17	81	51	2133	236	512	.461	73	90	.811	39	212	251	534	139	0	134	159	10	556	6.1
2017-18	76	1	1706	210	421	.499	31	39	.795	37	189	226	303	122	0	92	112	13	478	6.3
2018-19	76	3	1470	220	419	.525	29	37	.784	28	146	174	258	105	0	79	91	17	483	6.4
TOTALS	314	72	6915	884	1816	.487	159	207	.768	147	754	901	1462	480	0	400	502	50	2010	6.4
3-PT. FG: 2015-16, 31-89 (.348); 2016-17, 11-55 (.200); 2017-18, 27-62 (.435); 2018-19, 14-42 (.333); TOTALS, 83-248 (.335)																				

PLAYOFFS

	G	GS	MIN	FG	FGA	PCT	FT	FTA	PCT	OFF	DEF	TOT	A	PF	D	ST	TO	BS	PTS	AVG
2017-18	10	2	155	25	36	.694	3	5	.600	6	20	26	23	13	0	6	6	0	55	5.5
2018-19	9	0	75	12	27	.444	0	0	0	1	5	6	11	4	0	2	1	1	24	2.6
TOTALS	19	2	230	37	63	.587	3	5	.600	7	25	32	34	17	0	8	7	1	79	4.2
3-PT. FG: 2017-18, 2-3 (.667); 2018-19, 0-0 (.000); TOTALS, 2-3 (.667)																				

McCORMICK, TIM

Michigan

#40

HT: 6-11

WT: 240

Birthdate: Mar. 10, 1962

Drafted: 1984, 1st round (12th overall) by Cleveland

	G	GS	MIN	FG	FGA	PCT	FT	FTA	PCT	OFF	DEF	TOT	A	PF	D	ST	TO	BS	PTS	AVG
1986-87	81	79	2817	391	718	.545	251	349	.719	180	431	611	114	270	4	36	153	64	1033	12.8
1987-88	23	17	601	71	138	.514	37	53	.698	49	95	144	26	75	1	14	35	8	179	7.8
TOTALS	104	96	3418	462	856	.540	288	402	.716	229	526	755	140	345	5	50	188	72	1212	11.7

PLAYOFFS

	G	GS	MIN	FG	FGA	PCT	FT	FTA	PCT	OFF	DEF	TOT	A	PF	D	ST	TO	BS	PTS	AVG
1986-87	5	—	121	12	24	.500	4	41	0.000	7	24	31	6	19	0	1	7	2	28	5.6

ALL-TIME ROSTER

McDANIELS, K.J.			Clemson			#14			HT: 6-6			WT: 200									
			Birthdate: Feb. 9, 1993			Drafted: 2014, 2nd round (32nd overall) by Philadelphia															
	G	GS	MIN	FG	FGA	PCT	FT	FTA	PCT	OFF	DEF	TOT	A	PF	D	ST	TO	BS	PTS	AVG	
2014-15	52	15	1319	167	419	.399	99	131	.756	64	131	195	70	121	0	44	104	68	476	9.2	
3-PT. FG: 2014-15, 43-147 (.293)																					

McGEE, JaVALE			Nevada			#1			HT: 7-0			WT: 237								
			Birthdate: Jan. 19, 1988			Drafted: 2008, 1st round (18th overall) by Washington														
	G	GS	MIN	FG	FGA	PCT	FT	FTA	PCT	OFF	DEF	TOT	A	PF	D	ST	TO	BS	PTS	AVG
2014-15	6	0	61	8	18	.444	2	4	.500	4	9	13	2	2	0	0	5	1	18	3.0

McFARLIN, IVAN			Oklahoma St.			#31			HT: 6-8			WT: 240									
			Birthdate: April 26, 1982			Drafted: Undrafted															
	G	GS	MIN	FG	FGA	PCT	FT	FTA	PCT	OFF	DEF	TOT	A	PF	D	ST	TO	BS	PTS	AVG	
2006-07	11	0	41	5	13	.385	5	7	.714	7	4	11	1	8	0	0	1	0	15	1.4	
3-PT. FG: 2006-07, 0-1 (.000)																					

McGINNIS, GEORGE			Indiana			#30			HT: 6-8			WT: 235								
			Birthdate: Aug. 12, 1950			Drafted: 1973, 2nd round (22nd overall) by 76ers														
	G	GS	MIN	FG	FGA	PCT	FT	FTA	PCT	OFF	DEF	TOT	A	PF	D	ST	TO	BS	PTS	AVG
1975-76	77	77	2946	647	1552	.417	475	642	.740	260	707	967	359	334	13	198	—	41	1769	23.0
1976-77	79	78	2769	659	1439	.458	372	546	.681	324	587	911	302	299	4	163	—	37	1690	21.4
1977-78	78	76	2533	588	1270	.463	411	574	.716	282	528	810	294	287	6	137	312	27	1587	20.3
TOTALS	234	231	8248	1894	4261	.444	1258	1762	.714	866	1822	2688	955	920	23	498	312	105	5046	21.6

PLAYOFFS

	G	GS	MIN	FG	FGA	PCT	FT	FTA	PCT	OFF	DEF	TOT	A	PF	D	ST	TO	BS	PTS	AVG
1975-76	3	—	120	29	61	.475	11	18	.611	9	32	41	12	14	1	1	—	4	69	23.0
1976-77	19	—	603	102	273	.374	65	114	.570	62	136	198	69	83	2	23	—	6	269	14.2
1977-78	10	—	273	53	125	.424	41	49	.837	24	54	78	30	40	1	15	38	1	147	14.7
TOTALS	32	—	996	184	459	.401	117	181	.646	95	222	317	111	137	4	39	38	11	485	15.2

ALL-STAR GAME

	G	GS	MIN	FG	FGA	PCT	FT	FTA	PCT	OFF	DEF	TOT	A	PF	D	ST	TO	BS	PTS	AVG
1976	1	0	19	4	9	.444	2	4	.500	1	6	7	2	2	0	0	—	0	10	—
1977	1	1	26	2	9	.222	0	2	.000	5	2	7	2	2	0	4	—	0	4	—
TOTALS	2	1	45	6	18	.333	2	6	.333	6	8	14	4	5	0	4	—	0	14	7.0

McKEY, DERRICK			Alabama			#9			HT: 6-10			WT: 245									
			Birthdate: Oct. 10, 1966			Drafted: 1987, 1st round (9th overall) by Seattle															
	G	GS	MIN	FG	FGA	PCT	FT	FTA	PCT	OFF	DEF	TOT	A	PF	D	ST	TO	BS	PTS	AVG	
2001-02	41	1	784	52	122	.426	10	14	.714	48	79	127	45	90	0	41	22	4	119	2.9	
3-PT. FG: 2001-02 5-12, .417																					

PLAYOFFS

	G	GS	MIN	FG	FGA	PCT	FT	FTA	PCT	OFF	DEF	TOT	A	PF	D	ST	TO	BS	PTS	AVG
2001-02	4	0	40	4	8	.500	0	0	---	3	3	6	1	5	0	1	1	2	8	2.0

McKIE, AARON			Temple			#8			HT: 6-5			WT: 209								
			Birthdate: Oct. 2, 1972			Drafted: 1994, 1st round (17th overall) by Portland														
	G	GS	MIN	FG	FGA	PCT	FT	FTA	PCT	OFF	DEF	TOT	A	PF	D	ST	TO	BS	PTS	AVG
1997-98	57	31	1341	96	277	.347	22	32	.688	34	129	163	137	117	0	78	52	12	223	3.9
1998-99	50	4	959	95	237	.401	44	62	.710	27	113	140	100	90	1	63	57	3	240	4.8
1999-00	82	82	1952	244	593	.411	121	146	.829	47	199	246	240	194	3	108	113	18	653	8.0
2000-01	76	33	2394	338	714	.473	149	194	.768	33	278	311	377	178	3	106	203	8	878	11.6
2001-02	48	16	1471	220	490	.449	96	122	.787	26	166	192	179	74	0	56	93	14	587	12.2
2002-03	80	40	2374	286	666	.429	112	134	.836	61	289	350	278	177	2	131	109	9	721	9.0
2003-04	75	41	2112	265	577	.459	84	111	.757	45	208	253	195	142	1	85	103	23	689	9.2
2004-05	68	3	1118	61	142	.430	10	16	.625	20	152	172	103	116	2	48	31	17	152	2.2
TOTALS	536	250	13721	1605	3696	.434	638	817	.781	293	1534	1827	1609	1088	12	675	761	104	4143	7.7

3-PT. FG: 1997-98, 9-46 (.196); 1998-99, 6-31 (.194); 1999-00, 44-121 (.364); 2000-01, 53-170 (.312); 2001-02, 51-128 (.398); 2002-03, 37-112 (.330); 2003-04, 75-172 (.436); 2004-05, 20-62 (.323) TOTALS, 295-842 (.350)

PLAYOFFS

	G	GS	MIN	FG	FGA	PCT	FT	FTA	PCT	OFF	DEF	TOT	A	PF	D	ST	TO	BS	PTS	AVG
1998-99	6	0	97	7	23	.304	6	7	.857	4	11	15	11	17	0	4	1	0	20	3.3
1999-00	10	6	331	50	103	.485	26	31	.839	4	32	36	46	26	0	4	16	2	138	13.8
2000-01	23	16	892	125	301	.415	59	75	.787	24	95	119	121	67	0	34	46	3	336	14.6
2001-02	5	0	146	20	46	.435	7	10	.700	2	16	18	12	12	0	10	10	0	53	10.6
2002-03	12	0	315	38	71	.535	12	14	.857	5	38	43	22	31	0	10	15	2	93	7.8
2004-05	5	0	85	3	7	.429	0	0	---	1	11	12	5	9	0	4	1	0	7	1.4
TOTALS	61	22	1866	243	551	.441	110	137	.803	40	203	243	217	162	0	66	89	7	647	10.6

3-PT. FG: 1998-99, 0-1 (.000); 1999-00, 12-35 (.343); 2000-01, 27-64 (.422); 2001-02, 6-16 (.375); 2002-03, 5-9 (.556); 2004-05, 1-3 (.333) TOTALS, 51-128 (.398)



McLEOD, ROSHOWN

Duke

#7

HT: 6-8

WT: 230

Birthdate: Nov. 17, 1975

Drafted: 1998, 1st round (20th overall) by Atlanta

	G	GS	MIN	FG	FGA	PCT	FT	FTA	PCT	OFF	DEF	TOT	A	PF	D	ST	TO	BS	PTS	AVG
2000-01	1	0	15	1	2	.500	0	0	---	1	1	2	0	2	0	0	1	0	2	2.0
3-PT. FG: 2000-01, 0-1 (.000)																				

McNAMARA, MARK

California

#31

HT: 6-11

WT: 235

Birthdate: June 8, 1959

Drafted: 1982, 1st round (22nd overall) by 76ers

	G	GS	MIN	FG	FGA	PCT	FT	FTA	PCT	OFF	DEF	TOT	A	PF	D	ST	TO	BS	PTS	AVG
1982-83	36	2	182	29	64	.453	20	45	.444	34	42	76	7	42	1	3	36	3	78	2.2
1986-87	11	1	113	14	30	.467	7	19	.368	17	19	36	2	17	0	1	8	0	35	3.2
1987-88	42	18	581	52	133	.391	48	66	.727	66	91	157	18	67	0	4	26	12	152	3.6
TOTALS	89	21	876	95	227	.419	75	130	.577	117	152	269	27	126	1	8	70	15	265	3.0

PLAYOFFS

	G	GS	MIN	FG	FGA	PCT	FT	FTA	PCT	OFF	DEF	TOT	A	PF	D	ST	TO	BS	PTS	AVG
1982-83	2	—	2	2	2	1.000	0	0	---	0	1	1	0	0	0	0	0	0	4	2.0
1986-87	1	—	2	1	1	1.000	0	0	---	0	1	1	0	0	0	0	0	0	2	2.0
TOTALS	3	—	4	3	3	1.000	0	0	---	0	2	2	0	0	0	0	0	0	6	2.0

MEEKS, JODIE

Kentucky

#20

HT: 6-4

WT: 208

Birthdate: Aug. 21, 1987

Drafted: 2009, 2nd round (41st overall) by Milwaukee

	G	GS	MIN	FG	FGA	PCT	FT	FTA	PCT	OFF	DEF	TOT	A	PF	D	ST	TO	BS	PTS	AVG
2009-10	19	0	233	40	91	.440	13	18	.722	4	23	27	17	19	0	5	5	1	112	5.9
2010-11	74	64	2062	242	570	.425	152	170	.894	21	150	171	78	97	0	63	60	4	774	10.5
2011-12	66	50	1644	191	467	.409	77	85	.906	17	144	161	54	82	0	40	29	3	556	8.4
TOTALS	159	114	3938	473	1128	.419	242	273	.886	42	317	359	149	198	0	108	94	8	1442	9.1
3-PT. FG: 2009-10, 19-50 (.380); 2010-11, 138-348 (.397); 2011-12, 97-266 (.365); TOTALS, 254-664 (.383)																				

PLAYOFFS

	G	GS	MIN	FG	FGA	PCT	FT	FTA	PCT	OFF	DEF	TOT	A	PF	D	ST	TO	BS	PTS	AVG
2010-11	5	5	125	13	31	.419	5	6	.833	2	8	10	4	6	0	3	2	0	39	7.8
2011-12	6	1	32	0	3	.000	4	4	1.000	0	0	0	2	3	0	0	1	1	4	0.7
TOTALS	11	6	157	13	34	.382	9	10	.900	2	8	10	6	9	0	3	3	1	43	3.9
3-PT. FG: 2010-11, 8-18 (.444); 2011-12, 0-1 (.000); TOTALS, 8-19 (.421)																				

MELCHIONI, BILLY

Villanova

#28

HT: 6-1

WT: 165

Birthdate: Oct. 19, 1944

Drafted: 1966, 2nd round (19th overall) by 76ers

	G	GS	MIN	FG	FGA	PCT	FT	FTA	PCT	OFF	DEF	TOT	A	PF	D	ST	TO	BS	PTS	AVG
1966-67	73	—	692	138	353	.391	39	60	.650	—	—	98	98	73	0	—	—	—	315	4.3
1967-68	71	—	758	146	336	.435	33	47	.702	—	—	104	105	75	0	—	—	—	325	4.6
TOTALS	144	—	1450	284	689	.412	72	107	.673	—	—	202	203	148	0	—	—	—	640	4.4

PLAYOFFS

	G	GS	MIN	FG	FGA	PCT	FT	FTA	PCT	OFF	DEF	TOT	A	PF	D	ST	TO	BS	PTS	AVG
1966-67	1	—	5	0	2	.000	0	2	.000	—	—	3	1	0	0	—	—	—	0	0.0
1967-68	9	—	50	8	24	.333	2	4	.500	—	—	4	10	4	0	—	—	—	18	2.0
TOTALS	10	—	55	8	26	.308	2	6	.333	—	—	7	11	4	0	—	—	—	18	1.8

MERIWETHER, PORTER

Tennessee State

HT: 6-2

WT: 180

Birthdate: March 16, 1940

Drafted: 1962, 3rd round (21st overall) by Syracuse

	G	GS	MIN	FG	FGA	PCT	FT	FTA	PCT	OFF	DEF	TOT	A	PF	D	ST	TO	BS	PTS	AVG
1962-63	31	—	268	48	122	.393	23	33	.697	—	—	29	43	19	0	—	—	—	119	3.8

MILLER, ANDRE

Utah

#7

HT: 6-2

WT: 200

Birthdate: March 19, 1976

Drafted: 1999, 1st round (8th overall) by Cleveland

	G	GS	MIN	FG	FGA	PCT	FT	FTA	PCT	OFF	DEF	TOT	A	PF	D	ST	TO	BS	PTS	AVG
2006-07	57	56	2144	307	661	.464	160	198	.808	72	176	248	416	126	0	73	152	6	775	13.6
2007-08	82	82	3016	569	1156	.492	257	333	.772	95	229	324	565	181	0	105	206	6	1398	17.0
2008-09	82	82	2976	492	1041	.473	338	409	.826	123	245	368	534	196	1	109	199	14	1337	16.3
TOTALS	221	220	8136	1368	2858	.479	755	940	.803	290	650	940	1515	503	1	287	557	26	3510	15.9
3-PT. FG: 2006-07, 1-19 (.053); 2007-08, 3-34 (.088); 2008-09, 15-53 (.283); TOTALS, 19-106 (.179)																				

PLAYOFFS

	G	GS	MIN	FG	FGA	PCT	FT	FTA	PCT	OFF	DEF	TOT	A	PF	D	ST	TO	BS	PTS	AVG
2007-08	6	6	229	39	89	.438	14	22	.636	7	12	19	20	12	0	5	14	0	92	15.3
2008-09	6	6	258	48	101	.475	28	34	.824	9	29	38	32	17	0	7	19	1	127	21.2
TOTALS	12	12	487	87	190	.458	42	56	.754	16	41	57	52	29	0	12	33	1	219	18.3
3-PT. FG: 2007-08, 0-3 (.000); 2008-09, 3-10 (.300); TOTALS, 3-13 (.231)																				

ALL-TIME ROSTER

MILLER, ANTHONY (PIG)			Michigan State			#41			HT: 6-9			WT: 255							
			Birthdate: Oct. 27, 1971			Drafted: 1994, 2nd round (39th overall) by Golden St.													
G	GS	MIN	FG	FGA	PCT	FT	FTA	PCT	OFF	DEF	TOT	A	PF	D	ST	TO	BS	PTS	AVG
2000-01	1	0	2			0	0	---	0	0	0	0	0	0	0	0	0	0	0.0

MILTON, SHAKE			SMU			#18			HT: 6-6			WT: 207								
			Birthdate: Sept. 26, 1996			Drafted: 2018, 2nd round (54th overall) by Dallas														
G	GS	MIN	FG	FGA	PCT	FT	FTA	PCT	OFF	DEF	TOT	A	PF	D	ST	TO	BS	PTS	AVG	
2018-19	20	0	268	34	87	.391	5	7	.714	9	26	35	18	29	0	8	6	8	87	4.4
TOTALS	20	0	268	34	87	.391	5	7	.714	9	26	35	18	29	0	8	6	8	87	4.4

3-PT. FG: 2018-19, 14-44 (.318)

MIX, STEVE			Toledo			#50			HT: 6-7			WT: 215								
			Birthdate: Dec. 30, 1947			Drafted: 1969, 5th round (61st overall) by Detroit														
G	GS	MIN	FG	FGA	PCT	FT	FTA	PCT	OFF	DEF	TOT	A	PF	D	ST	TO	BS	PTS	AVG	
1973-74	82	82	2969	495	1042	.475	228	288	.792	305	559	864	152	305	9	212	—	37	1218	14.9
1974-75	46	46	1748	280	582	.481	159	205	.776	155	345	500	99	175	6	79	—	21	719	15.6
1975-76	81	63	3039	421	844	.499	287	351	.818	215	447	662	216	288	6	158	—	29	1129	13.9
1976-77	75	9	1958	288	551	.523	215	263	.817	127	249	376	152	167	0	90	—	20	791	10.5
1977-78	82	20	1819	291	560	.520	175	220	.795	96	201	297	174	158	1	87	131	3	757	9.2
1978-79	74	1	1269	265	493	.538	161	201	.801	109	184	293	121	112	0	57	100	16	691	9.3
1979-80	81	5	1543	363	703	.516	207	249	.831	114	176	290	149	114	0	67	132	9	937	11.6
1980-81	72	1	1327	288	575	.501	200	240	.833	105	159	264	114	107	0	59	88	18	776	10.8
1981-82	75	0	1235	202	399	.506	136	172	.791	92	133	225	93	86	0	42	67	17	541	7.2
TOTALS	668	227	16907	2893	5749	.503	1768	2189	.808	1318	2453	3771	1270	1512	22	851	518	170	7559	11.3

3-PT. FG: 1979-80, 4-10 (.400); 1980-81, 0-3 (.000); 1981-82, 1-4 (.350); TOTALS, 5-17 (.294)

PLAYOFFS																				
G	GS	MIN	FG	FGA	PCT	FT	FTA	PCT	OFF	DEF	TOT	A	PF	D	ST	TO	BS	PTS	AVG	
1975-76	3	—	134	18	46	.391	8	10	.800	6	12	18	12	13	1	11	—	2	44	14.7
1976-77	19	—	412	56	107	.523	37	45	.822	22	42	64	44	39	0	21	—	3	149	7.8
1977-78	10	—	235	49	82	.598	38	43	.884	17	29	46	36	22	0	15	12	1	136	13.6
1978-79	9	—	179	31	59	.525	13	15	.867	12	23	35	16	20	0	6	11	0	75	8.3
1979-80	17	—	200	44	96	.458	25	28	.893	10	21	31	13	22	0	8	15	5	113	6.6
1980-81	16	—	206	32	77	.416	24	26	.923	19	23	42	10	16	0	4	11	2	88	5.5
1981-82	7	—	50	12	22	.545	5	7	.714	4	7	11	6	5	0	0	4	0	30	4.3
TOTALS	81	—	1416	242	489	.495	150	174	.862	90	157	247	137	137	1	65	53	13	635	7.8

ALL-STAR GAME																				
G	GS	MIN	FG	FGA	PCT	FT	FTA	PCT	OFF	DEF	TOT	A	PF	D	ST	TO	BS	PTS	AVG	
1975	1	0	11	2	5	.400	0	0	---	—	—	0	2	2	0	—	—	—	4	4.0

MOHAMMED, NAZR			Kentucky			#14			HT: 6-10			WT: 240								
			Birthdate: Sept. 5, 1977			Drafted: 1998, 1st round (29th overall) by Utah														
G	GS	MIN	FG	FGA	PCT	FT	FTA	PCT	OFF	DEF	TOT	A	PF	D	ST	TO	BS	PTS	AVG	
1998-99	26	0	121	15	42	.357	12	21	.571	18	19	37	2	22	0	5	12	4	42	1.6
1999-00	28	3	190	21	54	.389	12	22	.545	16	34	50	2	29	0	4	18	12	54	1.9
2000-01	30	3	196	41	88	.466	14	28	.500	18	37	55	2	40	0	6	9	7	96	3.2
TOTALS	84	6	507	77	184	.418	38	71	.535	52	90	142	6	91	0	15	39	23	192	2.3

PLAYOFFS																				
G	GS	MIN	FG	FGA	PCT	FT	FTA	PCT	OFF	DEF	TOT	A	PF	D	ST	TO	BS	PTS	AVG	
1999-00	3	0	34	8	14	.571	0	0	---	0	2	2	1	4	0	3	0	0	17	5.7

MONEY, ERIC			Arizona			#22			HT: 6-0			WT: 170								
			Birthdate: Feb. 6, 1955			Drafted: 1974, 2nd round (33rd overall) by Detroit														
G	GS	MIN	FG	FGA	PCT	FT	FTA	PCT	OFF	DEF	TOT	A	PF	D	ST	TO	BS	PTS	AVG	
1978-79	23	0	545	119	217	.548	34	54	.630	15	22	37	82	70	2	13	69	2	272	11.8
1979-80	6	0	82	14	36	.389	2	21	.095	3	4	7	16	11	0	0	12	1	30	5.0
TOTALS	29	0	627	133	253	.526	36	56	.643	18	26	44	98	81	2	13	81	3	302	10.4

PLAYOFFS																				
G	GS	MIN	FG	FGA	PCT	FT	FTA	PCT	OFF	DEF	TOT	A	PF	D	ST	TO	BS	PTS	AVG	
1978-79	8	—	129	26	61	.426	2	4	.500	6	5	11	22	17	0	3	22	0	54	6.8

MONROE, GREG			Georgetown			#55			HT: 6-11			WT: 265								
			Birthdate: June 4, 1990			Drafted: 2010, 1st round (7th overall) by Detroit														
G	GS	MIN	FG	FGA	PCT	FT	FTA	PCT	OFF	DEF	TOT	A	PF	D	ST	TO	BS	PTS	AVG	
2018-19	3	0	52	15	23	.652	10	11	.909	4	9	13	7	5	0	1	1	0	41	13.6
TOTALS	3	0	52	15	23	.652	10	11	.909	4	9	13	7	5	0	1	1	0	41	13.6

3-PT. FG: 2018-19, 1-1 (1.000)



PLAYOFFS

	G	GS	MIN	FG	FGA	PCT	FT	FTA	PCT	OFF	DEF	TOT	A	PF	D	ST	TO	BS	PTS	AVG
2018-19	10	1	90	16	40	.400	7	9	.778	14	17	31	4	11	0	5	4	4	40	4.0
TOTALS	10	1	90	16	40	.400	7	9	.778	14	17	31	4	11	0	5	4	4	40	4.0

3-PT. FG: 2018-19, 1-4 (.250)

MONTROSS, ERIC

North Carolina

#00

HT: 7-0

WT: 270

Birthdate: Sept. 23, 1971

Drafted: 1994, 1st round (9th overall) by Boston

	G	GS	MIN	FG	FGA	PCT	FT	FTA	PCT	OFF	DEF	TOT	A	PF	D	ST	TO	BS	PTS	AVG
1997-98	20	20	337	30	76	.395	7	19	.368	28	64	92	7	61	0	7	15	12	67	3.4

MORRIS, DARIUS

Michigan

#7

HT: 6-4

WT: 190

Birthdate: Jan. 3, 1991

Drafted: 2011, 2nd round (41st overall) by L.A. Lakers

	G	GS	MIN	FG	FGA	PCT	FT	FTA	PCT	OFF	DEF	TOT	A	PF	D	ST	TO	BS	PTS	AVG
2013-14	12	0	193	29	67	.433	15	21	.714	3	10	13	31	21	0	8	19	0	83	6.9

3-PT. FG: 2013-14, 10-24 (.417)

MOSLEY, GLENN

Seton Hall

#34

HT: 6-8

WT: 195

Birthdate: Dec. 26, 1955

Drafted: 1977, 1st round (20th overall) by 76ers

	G	GS	MIN	FG	FGA	PCT	FT	FTA	PCT	OFF	DEF	TOT	A	PF	D	ST	TO	BS	PTS	AVG
1977-78	6	0	21	5	13	.385	3	7	.429	0	5	5	2	5	0	0	5	0	13	2.2

MOULTRIE, ARNETT

Mississippi State

#5

HT: 6-10

WT: 245

Birthdate: Nov. 18, 1990

Drafted: 2012, 1st round (27th overall) by Miami

	G	GS	MIN	FG	FGA	PCT	FT	FTA	PCT	OFF	DEF	TOT	A	PF	D	ST	TO	BS	PTS	AVG
2012-13	47	0	542	78	134	.582	18	28	.643	76	69	145	10	43	0	17	19	10	174	3.7
2013-14	12	2	187	16	38	.421	4	5	.800	11	24	35	2	22	0	8	7	4	36	3.0
TOTALS	59	2	729	94	172	.547	22	33	.667	87	93	180	12	65	0	25	26	14	210	3.6

MOSS, PERRY

Northeastern

#9

HT: 6-2

WT: 185

Birthdate: Nov. 11, 1958

Drafted: 1982, 3rd round (69th overall) by Boston

	G	GS	MIN	FG	FGA	PCT	FT	FTA	PCT	OFF	DEF	TOT	A	PF	D	ST	TO	BS	PTS	AVG
1985-86	60	0	852	95	239	.397	54	74	.730	25	65	90	89	106	0	50	61	12	249	4.2

3-PT. FG: 1985-86, 5-25 (.200)

PLAYOFFS

	G	GS	MIN	FG	FGA	PCT	FT	FTA	PCT	OFF	DEF	TOT	A	PF	D	ST	TO	BS	PTS	AVG
1985-86	7	—	28	2	8	.258	1	11	0.000	0	3	3	2	6	0	0	4	1	5	0.7

3-PT. FG: 1985-86, 0-1 (.000)

MULLENS, BYRON

Ohio State

#30

HT: 7-0

WT: 275

Birthdate: Feb. 14, 1989

Drafted: 2009, 1st round (24th overall) by Dallas

	G	GS	MIN	FG	FGA	PCT	FT	FTA	PCT	OFF	DEF	TOT	A	PF	D	ST	TO	BS	PTS	AVG
2013-14	18	0	247	47	101	.465	8	14	.571	17	43	60	8	31	0	9	14	8	122	6.8

3-PT. FG: 2013-14, 20-50 (.400)

MUSCALA, MIKE

Bucknell

#31

HT: 6-11

WT: 240

Birthdate: July 1, 1991

Drafted: 2013, 2nd round (44th overall) by Dallas

	G	GS	MIN	FG	FGA	PCT	FT	FTA	PCT	OFF	DEF	TOT	A	PF	D	ST	TO	BS	PTS	AVG
2018-19	47	6	1041	109	278	.392	63	77	.818	51	149	200	62	112	0	18	43	27	349	7.4
TOTALS	47	6	1041	109	278	.392	63	77	.818	51	149	200	62	112	0	18	43	27	349	7.4

3-PT. FG: 2018-19, 68-199 (.342)

MUTOMBO, DIKEMBE

Georgetown

#55

HT: 7-2

WT: 265

Birthdate: June 25, 1966

Drafted: 1991, 1st round (4th overall) by Denver

	G	GS	MIN	FG	FGA	PCT	FT	FTA	PCT	OFF	DEF	TOT	A	PF	D	ST	TO	BS	PTS	AVG
2000-01	26	26	875	100	202	.495	104	137	.759	119	203	322	22	65	0	9	52	66	304	11.7
2001-02	80	80	2907	321	641	.501	278	364	.764	254	609	863	83	242	2	29	156	190	920	11.5
TOTALS	106	106	3782	421	843	.499	382	501	.762	373	812	1185	105	307	2	38	208	256	1224	11.5

PLAYOFFS

	G	GS	MIN	FG	FGA	PCT	FT	FTA	PCT	OFF	DEF	TOT	A	PF	D	ST	TO	BS	PTS	AVG
2000-01	23	23	981	102	208	.490	115	148	.777	113	203	316	17	56	1	15	36	72	319	13.9
2001-02	5	5	173	14	31	.452	16	26	.615	14	39	53	3	16	0	2	11	9	44	8.8
TOTALS	28	28	1154	116	239	.485	131	174	.753	127	242	369	20	72	1	17	47	81	363	12.9

ALL STAR GAME

	G	GS	MIN	FG	FGA	PCT	FT	FTA	PCT	OFF	DEF	TOT	A	PF	D	ST	TO	BS	PTS	AVG
2002	1	0	21	3	5	.600	2	2	1.000	6	4	10	0	0	0	0	2	1	8	8.0

ALL-TIME ROSTER

MYERS, PETE

Arkansas Little Rock

#8

HT: 6-6

WT: 180

Birthdate: Sept 15, 1963

Drafted: 1986, 6th round (120th overall) by Chicago

	G	GS	MIN	FG	FGA	PCT	FT	FTA	PCT	OFF	DEF	TOT	A	PF	D	ST	TO	BS	PTS	AVG
1988-89	4	0	40	6	12	.500	2	4	.500	3	7	10	2	3	0	3	4	0	14	3.5

NAILON, LEE

TCU

#54

HT: 6-9

WT: 238

Birthdate: Nov. 22, 1975

Drafted: 1999(43rd overall) by Charlotte

	G	GS	MIN	FG	FGA	PCT	FT	FTA	PCT	OFF	DEF	TOT	A	PF	D	ST	TO	BS	PTS	AVG
2005-06	22	0	237	40	80	.500	13	15	.867	23	19	42	7	32	0	8	10	4	93	4.2

NEAL, JIM

Wofford

HT: 6-11

WT: 235

Birthdate: May 21, 1930

Drafted: 1953, by Syracuse

	G	GS	MIN	FG	FGA	PCT	FT	FTA	PCT	OFF	DEF	TOT	A	PF	D	ST	TO	BS	PTS	AVG
1953-54	67	—	899	117	369	.317	78	132	.591	—	—	257	24	139	0	—	—	—	312	4.7

PLAYOFFS

	G	GS	MIN	FG	FGA	PCT	FT	FTA	PCT	OFF	DEF	TOT	A	PF	D	ST	TO	BS	PTS	AVG
1953-54	11	—	100	13	35	.371	5	13	.385	—	—	27	2	14	0	—	—	—	31	2.8

NEUMANN, PAUL

Stanford

#5

HT: 6-1

WT: 175

Birthdate: Jan. 30, 1938

Drafted: 1959, 4th round (27th overall) by Syracuse

	G	GS	MIN	FG	FGA	PCT	FT	FTA	PCT	OFF	DEF	TOT	A	PF	D	ST	TO	BS	PTS	AVG
1961-62	77	—	1265	172	401	.429	133	172	.773	—	—	194	176	203	3	—	—	—	477	6.2
1962-63	80	—	1581	237	503	.471	181	222	.815	—	—	200	227	221	5	—	—	—	655	8.2
1963-64	74	—	1973	324	732	.443	210	266	.789	—	—	246	291	211	1	—	—	—	858	11.6
1964-65	40	—	1100	213	434	.491	148	184	.804	—	—	102	139	119	1	—	—	—	574	14.4
TOTALS	271	—	5919	946	2070	.457	672	844	.796	—	—	742	833	754	10	—	—	—	2564	9.5

PLAYOFFS

	G	GS	MIN	FG	FGA	PCT	FT	FTA	PCT	OFF	DEF	R	A	PF	D	ST	TO	BS	PTS	AVG
1961-62	5	—	124	12	29	.414	4	6	.667	—	—	17	14	13	0	—	—	—	28	5.6
1962-63	4	—	65	8	18	.444	0	1	0.000	—	—	14	9	11	0	—	—	—	16	4.0
1963-64	5	—	165	27	59	.458	26	31	.839	—	—	13	25	13	0	—	—	—	80	16.0
TOTALS	14	—	354	47	106	.443	30	38	.789	—	—	44	48	37	0	—	—	—	124	8.9

NIMPHIUS, KURT

Arizona State

#40

HT: 6-11

WT: 225

Birthdate: Mar. 13, 1958

Drafted: 1980, 3rd round (47th overall) by Denver

	G	GS	MIN	FG	FGA	PCT	FT	FTA	PCT	OFF	DEF	TOT	A	PF	D	ST	TO	BS	PTS	AVG
1989-90	38	1	314	38	91	.418	14	30	.467	22	39	61	6	45	0	4	12	18	90	2.4

3-PT. FG: 1989-90, 0-1 (.000)

PLAYOFFS

	G	GS	MIN	FG	FGA	PCT	FT	FTA	PCT	OFF	DEF	TOT	A	PF	D	ST	TO	BS	PTS	AVG
1989-90	4	—	18	1	7	.143	0	0	---	3	1	4	0	1	0	1	0	1	2	0.5

NOCIONI, ANDRES

Argentina

#5

HT: 6-7

WT: 225

Birthdate: Nov. 30, 1979

Drafted: Undrafted

	G	GS	MIN	FG	FGA	PCT	FT	FTA	PCT	OFF	DEF	TOT	A	PF	D	ST	TO	BS	PTS	AVG
2010-11	54	17	931	118	277	.426	49	61	.803	19	150	169	45	100	1	14	47	15	327	6.1
2011-12	11	1	56	5	20	.250	6	11	.545	1	13	14	1	4	0	1	5	1	17	1.5
TOTALS	65	18	987	123	297	.414	55	72	.764	20	163	183	46	104	1	15	52	16	344	5.3

3-PT. FG: 2010-11, 42-118 (.356); 2011-12, 1-6 (.167); TOTALS, 43-124 (.347)

PLAYOFFS

	G	GS	MIN	FG	FGA	PCT	FT	FTA	PCT	OFF	DEF	TOT	A	PF	D	ST	TO	BS	PTS	AVG
2010-11	1	0	10	0	3	.000	0	0	---	0	2	2	0	1	0	0	1	0	0	0.0

3-PT. FG: 2010-11, 0-2 (.000)

NOEL, NERLENS

Kentucky

#4

HT: 6-11

WT: 228

Birthdate: Apr. 10, 1994

Drafted: 2013, 1st round (6th overall) by New Orleans

	G	GS	MIN	FG	FGA	PCT	FT	FTA	PCT	OFF	DEF	TOT	A	PF	D	ST	TO	BS	PTS	AVG
2013-14	INACTIVE - LEFT KNEE INJURY																			
2014-15	75	71	2311	302	653	.462	140	230	.609	185	426	611	128	208	2	133	146	142	744	9.9
2015-16	67	62	1965	306	587	.521	134	227	.590	154	388	542	122	192	1	118	158	100	747	11.1
2016-17	29	7	564	107	175	.611	43	63	.683	46	98	144	30	71	1	43	29	26	257	8.9
TOTALS	171	140	4840	715	1415	.505	317	520	.610	385	912	1297	280	471	4	294	333	268	1748	10.2

3-PT. FG: 2015-16, 1-2 (.500)



NORMAN, CONIEL

Arizona

#22

HT: 6-3

WT: 176

Birthdate: Sept. 24, 1953

Drafted: 1974, 3rd round (37th overall) by 76ers

	G	GS	MIN	FG	FGA	PCT	FT	FTA	PCT	OFF	DEF	TOT	A	PF	D	ST	TO	BS	PTS	AVG
1974-75	12	0	72	23	44	.523	2	3	.667	3	9	12	4	9	0	3	—	1	48	4.0
1975-76	65	1	818	183	422	.434	20	24	.833	51	50	101	66	87	1	28	—	7	386	5.9
TOTALS	77	1	890	206	466	.442	22	27	.815	54	59	113	70	96	1	31	—	8	434	5.6

PLAYOFFS

	G	GS	MIN	FG	FGA	PCT	FT	FTA	PCT	OFF	DEF	TOT	A	PF	D	ST	TO	BS	PTS	AVG
1975-76	1	—	1	1	1	1.000	0	0	---	0	1	1	0	0	0	0	—	0	2	2.0

NOVAK, MIKE

Loyola (Chicago)

HT: 6-9

WT: 220

Birthdate: Aug. 15, 1978

Drafted: N/A

	G	GS	MIN	FG	FGA	PCT	FT	FTA	PCT	OFF	DEF	TOT	A	PF	D	ST	TO	BS	PTS	AVG
1953-54	5	—	24	0	7	.000	1	2	.500	—	—	2	2	9	0	—	—	—	1	0.2

NUNNALLY, JAMES

UC Santa Barbara

#12

HT: 6-7

WT: 205

Birthdate: July 14, 1990

Drafted: N/A

	G	GS	MIN	FG	FGA	PCT	FT	FTA	PCT	OFF	DEF	TOT	A	PF	D	ST	TO	BS	PTS	AVG
2013-14	9	0	111	9	28	.321	3	5	.600	0	11	11	6	9	0	5	3	1	26	2.9
3-PT. FG: 2013-14, 5-15 (.333)																				

OGDEN, BUD

Santa Clara

#28

HT: 6-6

WT: 215

Birthdate: Dec. 29, 1946

Drafted: 1969, 1st round (13th overall) by 76ers

	G	GS	MIN	FG	FGA	PCT	FT	FTA	PCT	OFF	DEF	TOT	A	PF	D	ST	TO	BS	PTS	AVG
1969-70	47	—	357	82	172	.427	27	39	.692	—	—	86	31	62	2	—	—	—	191	4.1
1970-71	27	—	133	24	66	.364	18	26	.692	—	—	20	17	21	0	—	—	—	66	2.4
TOTALS	74	—	490	106	238	.445	45	65	.692	—	—	106	48	83	2	—	—	—	257	3.5

PLAYOFFS

	G	GS	MIN	FG	FGA	PCT	FT	FTA	PCT	OFF	DEF	TOT	A	PF	D	ST	TO	BS	PTS	AVG
1969-70	1	—	12	5	9	.556	2	4	.500	—	—	1	6	0	0	—	—	—	12	12.0

OLIVER, BRIAN

Georgia Tech

#31

HT: 6-4

WT: 210

Birthdate: June 1, 1968

Drafted: 1990, 2nd round (32nd overall) by 76ers

	G	GS	MIN	FG	FGA	PCT	FT	FTA	PCT	OFF	DEF	TOT	A	PF	D	ST	TO	BS	PTS	AVG
1990-91	73	4	800	111	272	.408	52	71	.732	18	62	80	88	76	0	34	50	4	279	3.8
1991-92	34	0	279	33	100	.330	15	22	.682	10	20	30	20	33	0	10	24	2	81	2.4
TOTALS	107	4	1079	144	372	.387	67	93	.720	28	82	110	108	109	0	44	74	6	360	3.4
3-PT. FG: 1990-91, 5-18 (.278); 1991-92, 0-4 (.000); TOTALS, 5-22 (.227)																				

PLAYOFFS

	G	GS	MIN	FG	FGA	PCT	FT	FTA	PCT	OFF	DEF	TOT	A	PF	D	ST	TO	BS	PTS	AVG
1990-91	4	—	15	2	6	.333	2	2	1.000	0	0	0	1	4	0	1	0	0	6	1.5

OKAFOR, JAHLIL

Duke

#8

HT: 6-11

WT: 275

Birthdate: Dec. 15, 1995

Drafted: 2015, 1st round (3rd overall) by 76ers

	G	GS	MIN	FG	FGA	PCT	FT	FTA	PCT	OFF	DEF	TOT	A	PF	D	ST	TO	BS	PTS	AVG
2015-16	53	48	1591	397	781	.508	133	194	.686	122	251	373	65	140	1	22	124	61	928	17.5
2016-17	50	33	1134	242	471	.514	106	158	.671	81	159	240	58	122	1	20	91	49	590	11.8
2017-18	2	0	25	4	9	.444	2	4	.500	4	5	9	1	7	0	0	3	2	10	5
TOTALS	105	81	2750	643	1261	.510	241	356	.677	207	415	622	124	269	2	42	218	112	1528	14.6
3-PT. FG: 2015-16, 1-6 (.167); 2016-17, 0-0 (.000); 2017-18, 0-0 (.000); TOTALS, 1-6 (.167)																				

OLLIE, KEVIN

Connecticut

#5, 12

HT: 6-2

WT: 195

Birthdate: Dec. 27, 1972

Drafted: Undrafted

	G	GS	MIN	FG	FGA	PCT	FT	FTA	PCT	OFF	DEF	TOT	A	PF	D	ST	TO	BS	PTS	AVG
1999-00	40	0	290	22	49	.449	28	37	.757	4	27	31	46	27	0	10	10	0	72	1.8
2000-01	51	4	764	71	165	.430	51	70	.729	13	59	72	121	70	0	25	40	1	194	3.8
2004-05	26	0	158	11	31	.355	6	9	.667	3	16	19	19	16	0	5	6	0	28	1.1
2005-06	70	23	1069	75	174	.431	41	49	.837	13	85	98	101	103	1	33	29	3	192	2.7
2006-07	53	23	919	81	187	.433	37	45	.822	8	66	74	130	76	0	21	47	1	199	3.8
2007-08	40	0	300	29	69	.420	12	15	.800	4	15	19	38	28	0	10	5	0	70	1.8
TOTALS	280	50	3500	289	675	.428	175	225	.778	45	268	313	455	320	1	104	137	5	755	2.7
3-PT. FG: 2000-01, 1-3 (.333); 2005-06, 1-3 (.333); 2006-07, 0-2 (.000); 2007-08, 0-1 (.000); TOTALS, 2-9 (.222)																				

PLAYOFFS

	G	GS	MIN	FG	FGA	PCT	FT	FTA	PCT	OFF	DEF	TOT	A	PF	D	ST	TO	BS	PTS	AVG
1999-00	10	—	65	6	12	.500	8	9	.889	0	5	12	5	0	0	2	3	0	20	2.0
2000-01	23	—	123	10	27	.370	13	14	.929	2	7	9	23	12	0	0	8	0	33	1.4
2004-05	0	0	0	0	0	—	0	0	—	0	0	0	0	0	0	0	0	0	0	0.0
2007-08	3	0	19	1	4	.250	2	2	1.000	0	1	1	3	1	0	2	0	0	3	1.3
TOTALS	33	0	188	16	39	.870	21	23	.913	2	12	14	35	17	0	2	11	0	53	1.6

ALL-TIME ROSTER

ORTON, DANIEL			Kentucky			#33			HT: 6-10			WT: 255								
			Birthdate: Aug. 6, 1990			Drafted: 2010, 1st round (29th overall) by Orlando														
	G	GS	MIN	FG	FGA	PCT	FT	FTA	PCT	OFF	DEF	TOT	A	PF	D	ST	TO	BS	PTS	AVG
2013-14	22	4	251	21	47	.447	23	30	.767	16	45	61	15	38	0	6	18	16	65	3.0

OSBORNE, CHUCK			Western Kentucky			#8			HT: 6-6			WT: 210								
			Birthdate: Jan. 21, 1939			Drafted: N/A														
	G	GS	MIN	FG	FGA	PCT	FT	FTA	PCT	OFF	DEF	TOT	A	PF	D	ST	TO	BS	PTS	AVG
1961-62	4	—	21	1	8	.125	3	4	.750	—	—	9	1	3	0	—	—	—	5	1.3

OSTERKON, WALLY			Illinois			#8			HT: 6-5			WT: 215								
			Birthdate: July 6, 1928			Drafted: N/A														
	G	GS	MIN	FG	FGA	PCT	FT	FTA	PCT	OFF	DEF	TOT	A	PF	D	ST	TO	BS	PTS	AVG
1951-52	66	—	1721	145	413	.351	199	335	.594	—	—	444	117	226	8	—	—	—	489	7.4
1952-53	49	—	1016	85	262	.324	106	168	.631	—	—	217	61	129	2	—	—	—	276	5.6
1953-54	70	—	2164	203	586	.346	209	361	.579	—	—	487	151	209	1	—	—	—	615	8.8
1954-55	19	—	286	20	97	.206	16	32	.500	—	—	70	17	32	0	—	—	—	56	2.9
TOTALS	204	—	5187	453	1358	.334	530	896	.592	—	—	1218	346	596	11	—	—	—	1436	7.0

PLAYOFFS

	G	GS	MIN	FG	FGA	PCT	FT	FTA	PCT	OFF	DEF	TOT	A	PF	D	ST	TO	BS	PTS	AVG
1951-52	7	—	249	23	67	.343	28	47	.596	—	—	57	20	32	1	—	—	—	74	10.6
1952-53	2	—	42	4	9	.444	1	3	.333	—	—	4	2	11	1	—	—	—	9	4.5
1953-54	13	—	542	45	122	.369	50	90	.556	—	—	125	37	40	1	—	—	—	140	10.8
1954-55	11	—	75	11	34	.324	13	17	.765	—	—	21	11	14	0	—	—	—	35	3.2
TOTALS	33	—	908	83	232	.358	92	157	.586	—	—	207	70	97	3	—	—	—	258	7.8

OVERTON, DOUG			La Salle			#11			HT: 6-3			WT: 190								
			Birthdate: Aug. 3, 1969			Drafted: 1991, 2nd round (40th overall) by Detroit														
	G	GS	MIN	FG	FGA	PCT	FT	FTA	PCT	OFF	DEF	TOT	A	PF	D	ST	TO	BS	PTS	AVG
1996-97	61	4	634	81	190	.426	45	48	.938	18	50	68	10	34	0	142	39	0	217	3.6
1997-98	23	2	277	24	63	.381	14	16	.875	2	12	14	37	44	0	8	23	1	62	2.7
1998-99	10	0	37	5	15	.333	0	0	.000	0	2	2	4	2	0	1	2	0	10	1.0
TOTALS	94	6	948	110	268	.410	59	64	.922	20	64	84	142	80	0	151	64	1	289	3.1

3-PT. FG: 1996-97, 10-40 (.250); 1997-98, 0-3 (.000); 1998-99, 0-1 (.000); TOTALS, 10-44 (.228)

OWENS, BILLY			Syracuse			#30			HT: 6-9			WT: 225								
			Birthdate: May 1, 1969			Drafted: 1991, 1st round (3rd overall) by Sacramento														
	G	GS	MIN	FG	FGA	PCT	FT	FTA	PCT	OFF	DEF	TOT	A	PF	D	ST	TO	BS	PTS	AVG
1999-00	46	7	919	112	258	.434	38	64	.594	63	129	192	59	119	1	26	61	16	271	5.9

3-PT. FG: 1999-00, 9-27 (.333)

PALAZZI, TOGO			Holy Cross			#1			HT: 6-4			WT: 205								
			Birthdate: Aug. 8, 1932			Drafted: N/A														
	G	GS	MIN	FG	FGA	PCT	FT	FTA	PCT	OFF	DEF	TOT	A	PF	D	ST	TO	BS	PTS	AVG
1956-57*	63	—	1013	210	571	.368	136	175	.777	—	—	262	49	117	0	—	—	—	556	8.8
1957-58	67	—	1001	228	579	.394	123	171	.719	—	—	243	42	125	5	—	—	—	579	8.6
1958-59	71	—	1053	240	612	.392	115	158	.728	—	—	266	67	174	0	—	—	—	595	8.4
1959-60	7	—	70	13	41	.317	4	8	.500	—	—	14	3	7	1	—	—	—	30	4.3
TOTALS	208	—	3137	691	1803	.383	378	512	.738	—	—	785	161	423	6	—	—	—	1760	8.5

PLAYOFFS

	G	GS	MIN	FG	FGA	PCT	FT	FTA	PCT	OFF	DEF	TOT	A	PF	D	ST	TO	BS	PTS	AVG
1956-57	5	—	87	19	49	.388	7	9	.778	—	—	18	5	11	0	—	—	—	45	9.0
1957-58	3	—	25	3	14	.214	3	6	.500	—	—	4	0	4	0	—	—	—	9	3.0
1958-59	8	—	67	13	44	.295	10	14	.714	—	—	21	6	10	0	—	—	—	36	4.5
TOTALS	16	—	179	35	107	.327	20	29	.690	—	—	43	11	25	0	—	—	—	90	5.6

PARGO, JEREMY			Gonzaga			#0			HT: 6-2			WT: 219								
			Birthdate: Mar. 17, 1986			Drafted: Undrafted														
	G	GS	MIN	FG	FGA	PCT	FT	FTA	PCT	OFF	DEF	TOT	A	PF	D	ST	TO	BS	PTS	AVG
2012-13	14	0	208	24	63	.381	14	21	.667	1	16	17	28	14	0	1	13	0	69	4.9

3-PT. FG: 2012-13, 7-17 (.412)

PARKER, ANTHONY			Bradley			#12			HT: 6-6			WT: 215								
			Birthdate: June 19, 1975			Drafted: 1997, 1st round (21st overall) by New Jersey														
	G	GS	MIN	FG	FGA	PCT	FT	FTA	PCT	OFF	DEF	TOT	A	PF	D	ST	TO	BS	PTS	AVG
1997-98	37	0	196	25	63	.397	13	20	.650	8	18	26	19	17	0	11	11	3	72	1.9
1998-99	2	0	3	1	11,000	0	0	---	0	0	0	0	0	0	0	0	0	0	2	1.0
TOTALS	39	0	199	26	64	.406	13	20	.650	8	18	26	19	17	0	11	11	3	74	1.9

3-PT. FG 1997-98, 9-28 (.321); 1998-99, 0-0 (---); TOTALS, 9-28 (.321)



PATTON, JUSTIN

Creighton

#0

HT: 7-0

WT: 241

Birthdate: June 14, 1997

Drafted: 2017, 1st round (16th overall) by Chicago

	G	GS	MIN	FG	FGA	PCT	FT	FTA	PCT	OFF	DEF	TOT	A	PF	D	ST	TO	BS	PTS	AVG
2018-18	3	0	21	2	7	.286	1	2	.500	2	4	6	3	5	0	2	0	0	5	1.7
TOTALS	3	0	21	2	7	.286	1	2	.500	2	4	6	3	5	0	2	0	0	5	1.7

3-PT.FG: 2018-19, 0-2 (.000)

PAYNE, KENNY

Louisville

#21

HT: 6-8

WT: 220

Birthdate: Nov. 25, 1966

Drafted: 1989, 1st round (19th overall) by 76ers

	G	GS	MIN	FG	FGA	PCT	FT	FTA	PCT	OFF	DEF	TOT	A	PF	D	ST	TO	BS	PTS	AVG
1989-90	35	4	216	47	108	.435	16	18	.889	11	15	26	10	37	0	7	20	6	114	3.3
1990-91	47	6	444	68	189	.360	26	29	.897	17	49	66	16	43	0	10	21	6	166	3.5
1991-92	49	3	353	65	145	.448	9	13	.692	13	41	54	17	34	0	16	19	8	144	2.9
1992-93	13	0	154	38	90	.422	4	4	1.000	4	20	24	18	15	0	5	7	2	84	6.5
TOTALS	144	13	1167	218	532	.410	55	64	.859	45	125	170	61	129	0	38	67	22	508	3.5

3-PT.FG 1989-90, 4-10 (.400); 1990-91, 4-18 (.222); 1991-92, 5-12 (.417); 1992-93, 4-18 (.222); TOTALS, 17-58 (.293)

PLAYOFFS

	G	GS	MIN	FG	FGA	PCT	FT	FTA	PCT	OFF	DEF	TOT	A	PF	D	ST	TO	BS	PTS	AVG
1989-90	3	—	10	2	5	.400	2	2	1.000	1	1	2	0	3	0	0	1	0	6	2.0

PERRY, TIM

Temple

#23

HT: 6-9

WT: 220

Birthdate: June 4, 1965

Drafted: 1988, 1st round (7th overall) by Phoenix

	G	GS	MIN	FG	FGA	PCT	FT	FTA	PCT	OFF	DEF	TOT	A	PF	D	ST	TO	BS	PTS	AVG
1992-93	81	51	2104	287	613	.468	147	207	.710	154	255	409	126	159	0	40	123	91	731	9.0
1993-94	80	68	2336	272	625	.435	102	176	.580	117	287	404	94	154	1	60	80	82	719	9.0
1994-95	42	1	446	27	78	.346	22	40	.550	38	51	89	12	51	0	10	21	15	76	1.8
1995-96	8	0	87	8	18	.444	2	3	.667	6	7	13	2	5	0	2	3	3	19	2.4
TOTALS	211	120	4973	594	1334	.445	273	426	.641	315	600	915	234	369	1	112	227	191	1545	7.3

3-PT.FG. 1992-93, 10-49 (.526); 1993-94, 73-200 (.365); 1994-95, 0-14 (.000); 1995-96, 1-1 (1.000); TOTALS, 84-264 (.318)

PETERSON, EDWARD

Cornell

HT: 6-9

WT: 230

Birthdate: June 27, 1924

Drafted: 1948, by New York

	G	GS	MIN	FG	FGA	PCT	FT	FTA	PCT	OFF	DEF	TOT	A	PF	D	ST	TO	BS	PTS	AVG
1949-50	62	—	—	167	390	.428	111	185	.600	—	—	—	33	198	—	—	—	—	445	7.2
1950-51*	53	—	—	130	384	.339	99	150	.660	—	—	—	288	66	188	9	—	—	359	6.8
TOTALS	115	—	0	297	774	.384	210	335	.627	—	—	—	288	99	386	9	—	—	804	7.0

PLAYOFFS

	G	GS	MIN	FG	FGA	PCT	FT	FTA	PCT	OFF	DEF	TOT	A	PF	D	ST	TO	BS	PTS	AVG
1949-59	11	—	—	18	43	.419	8	14	.571	—	—	—	1	33	—	—	—	—	44	4.0

PINCKNEY, ED

Villanova

#54

HT: 6-9

WT: 240

Birthdate: Mar. 27, 1963

Drafted: 1985, 1st round (10th overall) by Phoenix

	G	GS	MIN	FG	FGA	PCT	FT	FTA	PCT	OFF	DEF	TOT	A	PF	D	ST	TO	BS	PTS	AVG
1995-96	27	23	679	54	102	.529	42	55	.764	74	102	176	22	55	1	33	23	11	150	5.6

PRESSEY, PHIL

Missouri

#26

HT: 5-11

WT: 175

Birthdate: Feb. 17, 1992

Drafted: Undrafted

	G	GS	MIN	FG	FGA	PCT	FT	FTA	PCT	OFF	DEF	TOT	A	PF	D	ST	TO	BS	PTS	AVG
2015-16	14	0	170	21	55	.382	4	13	.308	0	23	23	46	14	0	11	19	1	55	3.9

3-PT.FG. 4-13 (.308)

PRICE, MIKE

Illinois

#36

HT: 6-31/2

WT: 200

Birthdate: Sept. 11, 1948

Drafted: 1970, 1st round (17th overall) by New York

	G	GS	MIN	FG	FGA	PCT	FT	FTA	PCT	OFF	DEF	TOT	A	PF	D	ST	TO	BS	PTS	AVG
1972-73	57	5	751	125	301	.415	38	47	.809	—	—	117	71	106	0	—	—	—	288	5.1

PRITCHARD, KEVIN

Kansas

#11

HT: 6-3

WT: 180

Birthdate: July 17, 1967

Drafted: 1990, 2nd round (34th overall) by Golden St.

	G	GS	MIN	FG	FGA	PCT	FT	FTA	PCT	OFF	DEF	TOT	A	PF	D	ST	TO	BS	PTS	AVG
1994-95	5	0	36	0	3	.000	1	4	.250	0	1	1	11	3	0	0	5	0	1	0.2

3-PT.FG.: 1994-95, 0-3 (.000)

POYTHRESS, ALEX

Kentucky

#5

HT: 6-7

WT: 238

Birthdate: Sept. 6, 1993

Drafted: Undrafted

	G	GS	MIN	FG	FGA	PCT	FT	FTA	PCT	OFF	DEF	TOT	A	PF	D	ST	TO	BS	PTS	AVG
2016-17	6	1	157	25	54	.463	8	10	.800	11	18	29	5	14	0	3	3	2	64	10.7

3-PT.FG.: 2016-17, 6-19 (.316)

ALL-TIME ROSTER

PULLEN, JACOB

Kansas State

#00

HT: 6-1

WT: 200

Birthdate: Nov. 10, 1989

Drafted: Undrafted

	G	GS	MIN	FG	FGA	PCT	FT	FTA	PCT	OFF	DEF	TOT	A	PF	D	ST	TO	BS	PTS	AVG
2017-18	3	0	6	1	2	.500	0	0	.000	0	0	0	0	0	0	0	1	0	2	0.7
3-PT.FG:	2017-18, 0-1 (.000)																			

RACKLEY, LUTHER

Xavier (Ohio)

#42

HT: 6-10

WT: 220

Birthdate: June 11, 1946

Drafted: 1969, 3rd round (37th overall) by Cincinnati

	G	GS	MIN	FG	FGA	PCT	FT	FTA	PCT	OFF	DEF	TOT	A	PF	D	ST	TO	BS	PTS	AVG
1973-74	9	0	68	5	13	.385	8	11	.727	5	17	22	0	11	0	3	—	4	18	2.0

RAMSEY, CAL

New York U.

#5

HT: 6-4

WT: 200

Birthdate: July 13, 1937

Drafted: N/A

	G	GS	MIN	FG	FGA	PCT	FT	FTA	PCT	OFF	DEF	TOT	A	PF	D	ST	TO	BS	PTS	AVG
1960-61	2	—	27	2	11	.182	2	4	.500	—	—	7	3	7	0	—	—	—	6	3.0

RANDLE, CHASSON

Stanford

#5

HT: 6-2

WT: 185

Birthdate: Feb. 5, 1993

Drafted: Undrafted

	G	GS	MIN	FG	FGA	PCT	FT	FTA	PCT	OFF	DEF	TOT	A	PF	D	ST	TO	BS	PTS	AVG
2016-17	8	0	74	12	26	.462	12	12	1.000	0	5	5	6	11	0	3	3	1	42	5.3
3-PT.FG:	2016-17, 6-15 (.400)																			

RANDOLPH, SHAVLIK

Duke

#42

HT: 6-10

WT: 240

Birthdate: Nov. 24, 1983

Drafted: Undrafted

	G	GS	MIN	FG	FGA	PCT	FT	FTA	PCT	OFF	DEF	TOT	A	PF	D	ST	TO	BS	PTS	AVG
2005-06	57	1	487	44	97	.454	43	71	.606	55	78	133	19	83	0	19	21	12	131	2.3
2006-07	13	6	179	23	48	.479	12	22	.545	19	35	54	4	23	0	7	9	10	58	4.5
2007-08	9	0	27	4	14	.286	0	0	---	9	2	11	3	5	0	1	2	3	8	0.9
TOTALS	79	7	693	71	159	.447	55	93	.591	83	115	198	26	111	0	27	32	25	197	2.5

PLAYOFFS

	G	GS	MIN	FG	FGA	PCT	FT	FTA	PCT	OFF	DEF	TOT	A	PF	D	ST	TO	BS	PTS	AVG
2007-08	2	0	4	0	1	.000	3	4	.750	0	0	0	0	0	0	0	0	0	3	1.5

RATKOVICZ, GEORGE

None

#42

HT: 6-7

WT: 225

Birthdate: Nov. 13, 1922

Drafted: N/A

	G	GS	MIN	FG	FGA	PCT	FT	FTA	PCT	OFF	DEF	TOT	A	PF	D	ST	TO	BS	PTS	AVG
1949-50	62	—	—	162	439	.369	211	348	.606	—	—	—	124	201	—	—	—	—	535	8.6
1950-51	66	—	—	264	636	.415	321	439	.731	—	—	547	193	256	11	—	—	—	849	12.9
1951-52	66	—	1356	165	473	.349	163	242	.674	—	—	328	90	235	8	—	—	—	493	7.5
TOTALS	194	—	1356	591	1548	.382	695	1029	.675	—	—	875	407	692	19	—	—	—	1877	9.7

PLAYOFFS

	G	GS	MIN	FG	FGA	PCT	FT	FTA	PCT	OFF	DEF	TOT	A	PF	D	ST	TO	BS	PTS	AVG
1949-50	11	—	—	47	121	.388	50	73	.685	—	—	—	21	45	—	—	—	—	144	13.1
1950-51	7	—	—	28	59	.475	41	55	.745	—	—	63	14	33	0	—	—	—	97	13.9
1951-52	6	—	59	5	15	.333	8	20	.400	—	—	22	3	16	0	—	—	—	18	3.0
TOTALS	24	—	59	80	195	.410	99	148	.669	—	—	85	38	94	0	—	—	—	259	10.8

RATLIFF, THEO

Wyoming

#42/50

HT: 6-10

WT: 225

Birthdate: Apr. 17, 1973

Drafted: 1995, 1st round (18th overall) by Detroit

	G	GS	MIN	FG	FGA	PCT	FT	FTA	PCT	OFF	DEF	TOT	A	PF	D	ST	TO	BS	PTS	AVG
1997-98	58	55	1861	249	486	.512	154	218	.706	175	251	426	42	209	6	38	82	203	652	11.2
1998-99	50	50	1627	197	419	.470	166	229	.725	139	268	407	30	180	8	45	92	149	560	11.2
1999-00	57	56	1795	247	491	.503	182	236	.771	140	295	435	36	185	4	32	108	171	676	11.9
2000-01	50	50	1800	228	457	.499	165	217	.760	125	288	413	58	165	3	30	126	187	621	12.4
2008-09	46	0	579	34	64	.531	21	35	.600	46	82	128	9	77	0	17	14	47	89	1.9
TOTALS	261	211	7662	955	1917	.498	688	935	.736	625	1184	1809	175	816	21	162	422	757	2598	10.0

PLAYOFFS

	G	GS	MIN	FG	FGA	PCT	FT	FTA	PCT	OFF	DEF	TOT	A	PF	D	ST	TO	BS	PTS	AVG
1998-99	7	7	204	20	43	.465	11	19	.579	23	28	51	6	19	0	5	7	18	51	7.3
1999-00	10	10	374	48	101	.475	34	47	.723	28	51	79	9	35	1	10	17	30	130	13.0
2008-09	6	0	94	9	11	.818	2	4	.500	6	17	23	0	24	0	1	4	4	20	3.3
TOTALS	23	17	672	77	155	.497	47	70	.671	57	96	152	15	78	1	16	28	52	201	8.7

ALL-STAR GAME

	G	GS	MIN	FG	FGA	PCT	FT	FTA	PCT	OFF	DEF	TOT	A	PF	D	ST	TO	BS	PTS	AVG
2001	SELECTED BUT DID NOT PLAY DUE TO INJURY																			

**RAUTINS, LEO****Syracuse****#11****HT: 6-8****WT: 215****Birthdate: Mar. 20, 1960****Drafted: 1983, 1st round (17th overall) by 76ers**

	G	GS	MIN	FG	FGA	PCT	FT	FTA	PCT	OFF	DEF	TOT	A	PF	D	ST	TO	BS	PTS	AVG	
1983-84	28	3	196	21	58	.362	6	10	.600	—	9	24	33	29	31	0	9	19	2	48	1.7

PLAYOFFS

	G	GS	MIN	FG	FGA	PCT	FT	FTA	PCT	OFF	DEF	TOT	A	PF	D	ST	TO	BS	PTS	AVG
1983-84	3	0	5	1	3	.333	0	0	---	2	0	2	1	2	0	1	0	0	3	1.0

RAY, JIM**Toledo****#11****HT: 6-1****WT: 180****Birthdate: Jan. 12, 1934****Drafted: N/A**

	G	GS	MIN	FG	FGA	PCT	FT	FTA	PCT	OFF	DEF	TOT	A	PF	D	ST	TO	BS	PTS	AVG
1956-57	4	—	43	2	11	.182	3	5	.600	—	—	5	3	4	0	—	—	—	7	1.8
1959-60	4	—	21	1	6	.167	0	0	---	—	—	0	2	3	0	—	—	—	2	0.5
TOTALS	8	—	64	3	17	.176	3	5	.600	—	—	5	5	7	0	—	—	—	9	1.1

RAYMOND, CRAIG**Brigham Young****#20****HT: 6-11****WT: 240****Birthdate: Apr. 5, 1945****Drafted: 1967, 1st round (12th overall) by 76ers**

	G	GS	MIN	FG	FGA	PCT	FT	FTA	PCT	OFF	DEF	TOT	A	PF	D	ST	TO	BS	PTS	AVG
1968-69	27	0	177	22	64	.344	11	17	.647	—	—	68	8	46	2	—	—	—	55	2.0

REDMOND, MARLON**San Francisco****#4****HT: 6-6****WT: 200****Birthdate: Apr. 15, 1955****Drafted: 1977, 3rd round (60th overall) by Golden St.**

	G	GS	MIN	FG	FGA	PCT	FT	FTA	PCT	OFF	DEF	TOT	A	PF	D	ST	TO	BS	PTS	AVG
1978-79	4	0	23	1	12	.083	0	0	---	0	1	1	1	3	0	0	1	0	2	0.5

REDICK, JJ**Duke****#17****HT: 6-4****WT: 190****Birthdate: June 24, 1984****Drafted: 2006, 1st round (11th overall) by Orlando**

	G	GS	MIN	FG	FGA	PCT	FT	FTA	PCT	OFF	DEF	TOT	A	PF	D	ST	TO	BS	PTS	AVG
2017-18	70	70	2116	404	879	.460	197	218	.904	9	169	178	210	123	0	35	103	6	1198	17.1
2018-19	76	63	2379	452	1027	.440	228	255	.894	20	166	186	206	129	1	32	101	17	1372	18.1
TOTALS	146	133	4495	856	1906	.449	425	473	.899	29	335	364	416	252	1	67	204	23	2570	17.6

3-PT FG: 2017-18, 193-460 (.420); 2018-19, 240-605 (.397); TOTALS, 433-1065 (.407)

PLAYOFFS

	G	GS	MIN	FG	FGA	PCT	FT	FTA	PCT	OFF	DEF	TOT	A	PF	D	ST	TO	BS	PTS	AVG
2017-18	10	10	342	60	135	.444	36	42	.857	3	12	15	26	21	0	8	11	1	182	18.2
2018-19	12	12	376	54	124	.435	17	20	.850	1	16	17	19	32	0	1	22	3	161	13.4
TOTALS	22	22	718	114	259	.440	53	62	.855	4	28	32	45	53	0	9	33	4	343	15.6

3-PT FG: 2017-18, 26-75 (.347); 2018-19, 36-87 (.414)

REID, JIM**Winston Salem****#12****HT: 6-6****WT: 210****Birthdate: Aug. 3, 1945****Drafted: 1967, 5th round (53rd overall) by 76ers**

	G	GS	MIN	FG	FGA	PCT	FT	FTA	PCT	OFF	DEF	TOT	A	PF	D	ST	TO	BS	PTS	AVG
1967-68	6	—	52	10	20	.500	1	5	.200	—	—	11	3	6	0	—	—	—	21	3.5

REID, ROBERT**St. Mary's (TX)****#50****HT: 6-8****WT: 210****Birthdate: Aug. 30, 1955****Drafted: 1977, 2nd round (40th overall) by Houston**

	G	GS	MIN	FG	FGA	PCT	FT	FTA	PCT	OFF	DEF	TOT	A	PF	D	ST	TO	BS	PTS	AVG
1990-91	3	0	37	2	14	.143	0	0	---	2	7	9	4	3	0	1	3	3	4	1.3

PLAYOFFS

	G	GS	MIN	FG	FGA	PCT	FT	FTA	PCT	OFF	DEF	TOT	A	PF	D	ST	TO	BS	PTS	AVG
1990-91	7	—	41	5	10	.500	0	0	---	1	8	9	2	8	0	1	2	0	10	1.4

3-PT FG: 1990-91, 0-1 (.000)

RENTZIAS, EFTHIMIOS**F.C. Barcelona****#14****HT: 6-11****WT: 250****Birthdate: Jan. 11, 1976****Drafted: 1996, 1st round (23rd overall) by Denver**

	G	GS	MIN	FG	FGA	PCT	FT	FTA	PCT	OFF	DEF	TOT	A	PF	D	ST	TO	BS	PTS	AVG
2002-03	35	0	143	20	59	.339	8	9	.889	10	16	26	7	21	0	6	4	2	52	1.5

3-PT FG: 2002-03, 4-8 (.500)

PLAYOFFS

	G	GS	MIN	FG	FGA	PCT	FT	FTA	PCT	OFF	DEF	TOT	A	PF	D	ST	TO	BS	PTS	AVG
2002-03	ON PLAYOFF ROSTER BUT DID NOT PLAY.																			

RICHARDSON, CLINT**Seattle****#4****HT: 6-3****WT: 195****Birthdate: Aug. 6, 1956****Drafted: 1979, 2nd round (36th overall) by 76ers**

	G	GS	MIN	FG	FGA	PCT	FT	FTA	PCT	OFF	DEF	TOT	A	PF	D	ST	TO	BS	PTS	AVG
1979-80	52	34	988	159	348	.457	28	45	.622	55	68	123	107	97	0	24	64	15	347	6.7
1980-81	77	1	1313	227	464	.489	84	108	.778	83	93	176	152	102	0	36	110	10	538	7.0
1981-82	77	0	1040	140	310	.452	69	88	.784	55	63	118	109	109	0	36	79	9	351	4.6
1982-83	77	1	1755	259	559	.463	71	111	.640	98	149	247	168	164	0	71	99	18	589	7.6

ALL-TIME ROSTER

1983-84	69	12	1571	221	473	.467	79	103	.767	62	103	165	155	145	0	49	100	23	521	7.6
1984-85	74	20	1531	183	404	.453	76	89	.854	60	95	155	157	143	0	37	78	15	443	6.0
TOTALS	426	68	8198	1189	2558	.465	407	544	.748	413	571	984	848	760	0	253	530	90	2789	6.5

3-PT. FG: 1979-80, 1-3 (.333); 1980-81, 0-1 (.000); 1981-82, 2-2 (1.000); 1982-83, 0-6 (.000); 1983-84, 0-4 (.000); 1984-85, 1-3 (.333);
TOTALS, 4-19 (.211)

PLAYOFFS

	G	GS	MIN	FG	FGA	PCT	FT	FTA	PCT	OFF	DEF	TOT	A	PF	D	ST	TO	BS	PTS	AVG
1979-80	3	—	3	1	3	.333	0	0	---	0	0	0	0	0	0	1	1	0	2	0.7
1980-81	13	—	181	20	38	.526	9	17	.529	9	12	21	12	15	0	6	8	3	49	3.8
1981-82	21	—	415	47	104	.452	17	30	.567	29	40	69	40	48	0	13	21	5	111	5.3
1982-83	13	—	319	37	83	.446	14	17	.824	14	25	39	23	37	0	15	14	3	88	6.8
1983-84	5	—	115	13	23	.565	11	12	.917	4	12	16	10	17	0	3	4	1	37	7.4
1984-85	13	—	281	53	94	.564	9	10	.900	14	24	38	27	23	0	10	17	2	115	8.8
TOTALS	68	—	1314	171	345	.496	60	86	.698	70	113	183	112	140	0	48	65	14	402	5.9

3-PT. FG: 1979-80, 0-2 (.000)

RICHARDSON, JASON

Michigan State

#23

HT: 6-6

WT: 220

Birthdate: Jan. 20, 1981

Drafted: 2001, 1st round (5th overall) by Golden State

	G	GS	MIN	FG	FGA	PCT	FT	FTA	PCT	OFF	DEF	TOT	A	PF	D	ST	TO	BS	PTS	AVG
2012-13	33	33	936	135	336	.402	20	33	.606	19	108	127	51	57	0	40	26	15	347	10.5
2013-14	INACTIVE - COACH'S DECISION																			
2014-15	19	15	416	62	178	.348	17	22	.773	13	53	66	38	28	0	13	16	3	172	9.1
TOTALS	33	33	936	135	336	.402	20	33	.606	19	108	127	51	57	0	40	26	15	347	10.5

3-PT. FG: 2012-13, 57-167 (.341); 2014-15, 31-96 (.348); TOTALS, 88-263 (.335)

ROBERTS, JOE

Ohio State

#3

HT: 6-6

WT: 215

Birthdate: May 18, 1936

Drafted: N/A

	G	GS	MIN	FG	FGA	PCT	FT	FTA	PCT	OFF	DEF	TOT	A	PF	D	ST	TO	BS	PTS	AVG
1960-61	68	—	800	130	351	.370	62	104	.596	—	—	243	43	125	0	—	—	—	322	4.7
1961-62	80	—	1642	243	619	.393	129	194	.665	—	—	538	50	230	4	—	—	—	615	7.7
1962-63	33	—	466	73	196	.372	35	51	.686	—	—	155	16	66	1	—	—	—	181	5.5
TOTALS	181	—	2908	446	1166	.383	226	349	.648	—	—	936	109	421	5	—	—	—	1118	6.2

PLAYOFFS

	G	GS	MIN	FG	FGA	PCT	FT	FTA	PCT	OFF	DEF	TOT	A	PF	D	ST	TO	BS	PTS	AVG
1960-61	5	—	20	3	10	.300	0	0	---	—	—	4	0	3	0	—	—	—	6	1.2
1961-62	4	—	64	8	22	.364	10	14	.714	—	—	28	0	9	0	—	—	—	26	6.5
TOTALS	9	0	84	11	32	.344	10	14	.714	—	—	32	0	12	0	—	—	—	32	3.6

ROBERTS, STANLEY

LSU

#53

HT: 7-0

WT: 290

Birthdate: Feb. 7, 1970

Drafted: 1991, 1st round (23rd overall) by Orlando

	G	GS	MIN	FG	FGA	PCT	FT	FTA	PCT	OFF	DEF	TOT	A	PF	D	ST	TO	BS	PTS	AVG
1999-00	5	1	51	5	16	.313	0	3	.000	6	9	15	3	15	0	1	2	1	10	2.0

ROBINSON, CLIFF

USC

#4

HT: 6-9

WT: 240

Birthdate: Mar. 13, 1960

Drafted: 1979, 1st round (11th overall) by New Jersey

	G	GS	MIN	FG	FGA	PCT	FT	FTA	PCT	OFF	DEF	TOT	A	PF	D	ST	TO	BS	PTS	AVG
1986-87	55	30	1586	338	729	.464	139	184	.755	86	221	307	89	150	1	86	123	30	815	14.8
1987-88	62	51	2110	483	1041	.464	210	293	.717	116	289	405	131	192	4	79	161	39	1178	19.0
1988-89	14	13	416	90	187	.481	32	44	.727	19	56	75	32	37	0	17	34	2	212	15.1
TOTALS	131	94	4112	911	1957	.466	381	521	.731	221	566	787	252	379	5	182	318	71	2205	16.8

3-PT. FG: 1986-87, 0-4 (.000); 1987-88, 2-9 (.222); 1988-89, 0-1 (.000); TOTALS, 2-14 (.143)

PLAYOFFS

	G	GS	MIN	FG	FGA	PCT	FT	FTA	PCT	OFF	DEF	TOT	A	PF	D	ST	TO	BS	PTS	AVG
1986-87	5	—	138	30	61	.492	13	15	.867	10	33	43	6	15	0	3	8	7	73	14.6

ROBINSON, GLENN

Purdue

#31

HT: 6-7

WT: 240

Birthdate: Jan. 10, 1973

Drafted: 1994, 1st round (1st overall) by Milwaukee

	G	GS	MIN	FG	FGA	PCT	FT	FTA	PCT	OFF	DEF	TOT	A	PF	D	ST	TO	BS	PTS	AVG
2003-04	42	42	1336	275	614	.448	114	137	.832	46	143	189	57	96	1	42	106	9	698	16.6

3-PT. FG: 2003-04, 34-100 (.340)

ROBINSON III, GLENN

Michigan

#1

HT: 6-7

WT: 222

Birthdate: Jan. 8, 1994

Drafted: 2014, 2nd round (40th overall) by Minnesota

	G	GS	MIN	FG	FGA	PCT	FT	FTA	PCT	OFF	DEF	TOT	A	PF	D	ST	TO	BS	PTS	AVG
2014-15	10	1	153	18	43	.419	4	8	.500	11	14	25	8	10	0	3	8	1	44	4.4

3-PT. FG: 2014-15, 4-13 (.308)

**ROBINSON, THOMAS****Kansas****#41****HT: 6-10****WT: 237****Birthdate: Mar. 17, 1991****Drafted: 2012, 1st round (5th overall) by Sacramento**

	G	GS	MIN	FG	FGA	PCT	FT	FTA	PCT	OFF	DEF	TOT	A	PF	D	ST	TO	BS	PTS	AVG
2014-15	22	0	407	79	169	.467	35	58	.603	62	108	170	24	50	0	16	26	9	193	8.8
3-PT. FG: 2014-15, 0-2 (.000)																				

ROCHA, RED**Hawaii; Oregon State****#16****HT: 6-9****WT: 195****Birthdate: Sept. 18, 1923****Drafted: N/A**

	G	GS	MIN	FG	FGA	PCT	FT	FTA	PCT	OFF	DEF	TOT	A	PF	D	ST	TO	BS	PTS	AVG
1951-52	66	—	2543	300	749	.401	254	330	.770	—	—	549	128	249	4	—	—	—	854	12.9
1952-53	69	—	2454	268	690	.388	234	310	.755	—	—	510	137	257	5	—	—	—	770	11.2
1954-55	72	—	2473	295	801	.368	222	284	.782	—	—	489	178	242	5	—	—	—	812	11.3
1955-56	72	—	1883	250	692	.361	220	281	.783	—	—	416	131	244	6	—	—	—	720	10.0
TOTALS	279	—	9353	1113	2932	.380	930	1205	.772	—	—	1964	574	992	20	—	—	—	3156	11.3

PLAYOFFS

	G	GS	MIN	FG	FGA	PCT	FT	FTA	PCT	OFF	DEF	TOT	A	PF	D	ST	TO	BS	PTS	AVG
1951-52	7	—	276	41	95	.432	37	51	.725	—	—	48	10	36	3	—	—	—	119	17.0
1952-53	2	—	107	10	26	.385	11	14	.786	—	—	17	7	11	1	—	—	—	31	15.5
1954-55	11	—	371	46	110	.418	44	58	.759	—	—	74	14	45	1	—	—	—	136	12.4
1955-56	8	—	189	23	68	.338	22	26	.846	—	—	52	15	37	3	—	—	—	68	8.5
TOTALS	28	—	943	120	299	.401	114	149	.765	—	—	191	46	129	8	—	—	—	354	12.6

ALL-STAR GAME

	G	GS	MIN	FG	FGA	PCT	FT	FTA	PCT	OFF	DEF	TOT	A	PF	D	ST	TO	BS	PTS	AVG
1952	1	0	28	5	11	.455	2	21	0.000	—	—	5	2	—	—	—	—	—	12	12.0

RODRIGUEZ, SERGIO**Spain****#14****HT: 6-3****WT: 176****Birthdate: June 12, 1986****Drafted: 2006, 1st round (27th overall) by Phoenix**

	G	GS	MIN	FG	FGA	PCT	FT	FTA	PCT	OFF	DEF	TOT	A	PF	D	ST	TO	BS	PTS	AVG
2016-17	68	30	1518	210	536	.392	18	27	.667	21	136	157	344	95	0	49	128	4	530	7.8
3-PT. FG: 2016-17, 92-252 (.365)																				

ROGERS, RODNEY**Wake Forest****#54****HT: 6-7****WT: 280****Birthdate: June 20, 1971****Drafted: 1993, 1st round (9th overall) by Denver**

	G	GS	MIN	FG	FGA	PCT	FT	FTA	PCT	OFF	DEF	TOT	A	PF	D	ST	TO	BS	PTS	AVG
2004-05	28	7	485	63	161	.391	20	28	.714	33	71	104	26	69	0	22	20	8	169	6.0
3-PT. FG: 2004-05, 23-76 (.303)																				

PLAYOFFS

	G	GS	MIN	FG	FGA	PCT	FT	FTA	PCT	OFF	DEF	TOT	A	PF	D	ST	TO	BS	PTS	AVG
2004-05	4	0	49	6	13	.462	5	7	.714	0	4	4	1	4	0	0	1	2	20	5.0
3-PT. FG: 2004-05, 3-8 (.375)																				

ROWINSKI, JIM**Purdue****#11****HT: 6-8****WT: 255****Birthdate: Jan. 4, 1961****Drafted: 1984, 4th round (86th overall) by Utah**

	G	GS	MIN	FG	FGA	PCT	FT	FTA	PCT	OFF	DEF	TOT	A	PF	D	ST	TO	BS	PTS	AVG
1988-89	3	0	7	1	2	.500	1	2	.500	1	2	3	0	0	0	0	0	0	3	1.0

RUFFIN, MICHAEL**Tulsa****#51****HT: 6-9****WT: 246****Birthdate: Jan. 21, 1977****Drafted: 1999, 2nd round (32nd overall) by Chicago**

	G	GS	MIN	FG	FGA	PCT	FT	FTA	PCT	OFF	DEF	TOT	A	PF	D	ST	TO	BS	PTS	AVG
2001-02	15	0	169	7	26	.269	2	8	.250	23	28	51	5	23	0	5	11	8	16	1.1

RUFFIN, TREVOR**Hawaii****#8****HT: 6-1****WT: 200****Birthdate: Sept. 26, 1970****Drafted: Undrafted (1994)**

	G	GS	MIN	FG	FGA	PCT	FT	FTA	PCT	OFF	DEF	TOT	A	PF	D	ST	TO	BS	PTS	AVG
1995-96	61	23	1551	263	648	.406	148	182	.813	21	111	132	269	132	0	43	149	2	778	12.8
3-PT. FG: 1995-96, 104-284 (.366)																				

RULAND, JEFF**Iona****#43****HT: 6-11****WT: 275****Birthdate: Dec. 16, 1958****Drafted: 1980, 2nd round (25th overall) by Golden St.**

	G	GS	MIN	FG	FGA	PCT	FT	FTA	PCT	OFF	DEF	TOT	A	PF	D	ST	TO	BS	PTS	AVG
1986-87	5	2	116	19	28	.679	9	12	.750	12	16	28	10	13	0	0	10	4	47	9.4
1991-92	13	5	209	20	38	.526	11	16	.688	16	31	47	5	45	0	7	20	4	51	3.9
TOTALS	18	7	325	39	66	.591	20	28	.714	28	47	75	15	58	0	7	30	8	98	5.4

RULE, BOB**Colorado State****#45****HT: 6-9****WT: 235****Birthdate: June 29, 1944****Drafted: 1967, 2nd round (19th overall) by Seattle**

	G	GS	MIN	FG	FGA	PCT	FT	FTA	PCT	OFF	DEF	TOT	A	PF	D	ST	TO	BS	PTS	AVG
1971-72	60	53	1987	416	934	.445	203	292	.695	—	—	479	110	162	4	—	—	—	1035	17.3
1972-73	3	0	12	0	1	0.000	0	0	---	—	—	2	1	2	0	—	—	—	0	0.0
TOTALS	63	53	1999	416	935	.445	203	292	.695	—	—	481	111	164	4	—	—	—	1035	16.4



SCHAYES, DOLPH

New York University

#4

HT: 6-8

WT: 220

Birthdate: May 19, 1928

Drafted: Undrafted by NBA teams

	G	GS	MIN	FG	FGA	PCT	FT	FTA	PCT	OFF	DEF	TOT	A	PF	D	ST	TO	BS	PTS	AVG
1948-49(n)	63	—	—	271	—	—	267	370	.722	—	—	—	—	232	—	—	—	—	809	12.8
1949-50	64	—	—	348	903	.385	376	486	.774	—	—	—	259	225	—	—	—	—	1072	16.8
1950-51	66	—	—	332	930	.357	457	608	.752	—	—	1080	251	271	9	—	—	—	1121	17.0
1951-52	63	—	2004	263	740	.355	342	424	.807	—	—	773	182	213	5	—	—	—	868	13.8
1952-53	71	—	2668	375	1002	.374	512	619	.827	—	—	920	227	271	9	—	—	—	1262	17.8
1953-54	72	—	2655	370	973	.380	488	590	.827	—	—	870	214	232	4	—	—	—	1228	17.1
1954-55	72	—	2526	422	1103	.383	489	587	.833	—	—	887	213	247	6	—	—	—	1333	18.5
1955-56	72	—	2517	465	1202	.387	542	632	.858	—	—	891	200	251	9	—	—	—	1472	20.4
1956-57	72	—	2851	496	1308	.379	625	691	.904	—	—	1008	229	219	5	—	—	—	1617	22.5
1957-58	72	—	2918	581	1458	.398	629	696	.904	—	—	1022	224	244	6	—	—	—	1791	24.9
1958-59	72	—	2645	504	1304	.387	526	609	.864	—	—	962	178	280	9	—	—	—	1534	21.3
1959-60	75	—	2741	578	1440	.401	533	597	.893	—	—	959	256	263	10	—	—	—	1689	22.5
1960-61	79	—	3007	594	1595	.372	680	783	.868	—	—	960	296	296	9	—	—	—	1868	23.6
1961-62	56	—	1480	268	751	.357	286	319	.897	—	—	439	120	167	4	—	—	—	822	14.7
1962-63	66	—	1438	223	575	.388	181	206	.879	—	—	375	175	177	2	—	—	—	627	9.5
1963-64	24	—	350	44	143	.308	46	57	.807	—	—	110	48	76	3	—	—	—	134	5.6
TOTALS 1059	—	29800	613415427	—	6979	8274	.843	—	—	11256	3072	3664	90	—	—	—	—	19247	18.2	

PLAYOFFS

	G	GS	MIN	FG	FGA	PCT	FT	FTA	PCT	OFF	DEF	TOT	A	PF	D	ST	TO	BS	PTS	AVG
1948-49(n)	6	—	—	27	—	—	32	42	.762	—	—	—	—	26	—	—	—	—	86	14.3
1949-50	11	—	—	57	148	.385	74	101	.733	—	—	—	28	43	—	—	—	—	188	17.1
1950-51	7	—	—	47	105	.448	49	64	.766	—	—	102	20	28	2	—	—	—	143	20.4
1951-52	7	—	248	41	91	.451	60	78	.769	—	—	90	15	34	2	—	—	—	142	20.3
1952-53	2	—	58	4	16	.250	10	13	.769	—	—	17	1	7	0	—	—	—	18	9.0
1953-54	13	—	374	64	140	.457	80	108	.741	—	—	136	24	40	1	—	—	—	208	16.0
1954-55	11	—	363	60	167	.359	89	106	.840	—	—	141	40	48	3	—	—	—	209	19.0
1955-56	8	—	310	52	142	.366	73	83	.880	—	—	111	27	27	0	—	—	—	177	22.1
1956-57	5	—	215	29	95	.305	49	55	.891	—	—	90	14	18	0	—	—	—	107	21.4
1957-58	3	—	131	25	64	.391	30	36	.833	—	—	45	6	10	0	—	—	—	80	26.7
1958-59	9	—	351	78	195	.400	98	107	.916	—	—	117	41	36	0	—	—	—	254	28.2
1959-60	3	—	126	30	66	.455	28	30	.933	—	—	48	8	10	0	—	—	—	88	29.3
1960-61	8	—	308	51	152	.336	63	70	.900	—	—	91	21	32	2	—	—	—	165	20.6
1961-62	5	—	95	24	66	.364	9	13	.692	—	—	35	5	21	0	—	—	—	57	11.4
1962-63	5	—	108	20	44	.455	11	12	.917	—	—	28	7	17	0	—	—	—	51	10.2
TOTALS 103	—	2687	609	1491	—	755	918	.822	—	—	1051	257	397	10	—	—	—	1973	19.2	

ALL-STAR GAME

	G	GS	MIN	FG	FGA	PCT	FT	FTA	PCT	OFF	DEF	TOT	A	PF	D	ST	TO	BS	PTS	AVG
1951	1	1	—	7	10	.700	1	2	.500	—	—	14	3	—	—	—	—	—	15	—
1952	—	—	—	—	—	—	—	—	—	—	—	—	—	—	—	—	—	—	—	1953
SELECTED BUT DID NOT PLAY DUE TO INJURY																				
1953	1	26	2	7	.286	4	4	1.000	—	—	13	3	—	—	—	—	—	8	—	—
1954	1	1	24	1	3	.333	4	6	.667	—	—	12	1	—	—	—	—	—	6	—
1955	1	1	19	6	12	.500	3	3	1.000	—	—	13	1	—	—	—	—	—	15	—
1956	1	1	25	4	8	.500	6	10	.600	—	—	4	2	—	—	—	—	—	14	—
1957	1	0	25	4	6	.667	1	1	1.000	—	—	10	1	—	—	—	—	—	9	—
1958	1	1	39	6	15	.400	6	6	1.000	—	—	9	2	—	—	—	—	—	18	—
1959	1	0	22	3	11	.273	7	8	.875	—	—	13	1	—	—	—	—	—	13	—
1960	1	1	27	8	19	.421	3	3	1.000	—	—	10	0	—	—	—	—	—	19	—
1961	1	1	27	7	15	.467	7	7	1.000	—	—	6	3	—	—	—	—	—	21	—
1962	1	1	4	0	0	---	0	0	---	—	—	1	0	—	—	—	—	—	0	—
TOTALS 11	9	238	48	106	.453	42	50	.840	—	—	105	17	—	—	—	—	—	138	12.5	

SCHLUETER, DALE

Colorado State

#54

HT: 6-10

WT: 225

Birthdate: Nov. 12, 1945

Drafted: 1967, 6th round (63rd overall) by San Francisco

	G	GS	MIN	FG	FGA	PCT	FT	FTA	PCT	OFF	DEF	TOT	A	PF	D	ST	TO	BS	PTS	AVG
1972-73	78	10	1136	166	317	.524	86	123	.699	—	—	354	103	166	0	—	—	—	418	5.4

SCHOENE, RUSS

Tennessee-Chattanooga

#3

HT: 6-10

WT: 210

Birthdate: Apr. 16, 1960

Drafted: 1982, 2nd round (45th overall) by 76ers

	G	GS	MIN	FG	FGA	PCT	FT	FTA	PCT	OFF	DEF	TOT	A	PF	D	ST	TO	BS	PTS	AVG
1982-83	46	2	702	106	207	.512	21	28	.750	52	102	154	32	118	2	13	46	9	233	5.1
3-PT.FG: 1982-83, 0-1 (.000)																				

SCHOLZ, DAVE

Illinois

#25

HT: 6-8

WT: 220

Birthdate: Apr. 12, 1948

Drafted: 1969, 4th round (56th overall) by 76ers

	G	GS	MIN	FG	FGA	PCT	FT	FTA	PCT	OFF	DEF	TOT	A	PF	D	ST	TO	BS	PTS	AVG
1969-70	1	—	1	1	1	1.000	0	0	---	—	—	0	0	0	0	—	—	—	2	2.0



SHAFFER II, LEE

North Carolina

#22

HT: 6-7

WT: 220

Birthdate: Feb. 23, 1939

Drafted: 1960, 1st round (5th overall) by Syracuse

	G	GS	MIN	FG	FGA	PCT	FT	FTA	PCT	OFF	DEF	TOT	A	PF	D	ST	TO	BS	PTS	AVG
1961-62	75	—	2083	514	1180	.436	239	310	.771	—	—	511	99	266	6	—	—	—	1267	16.9
1962-63	80	—	2392	597	1393	.429	294	375	.784	—	—	524	97	249	5	—	—	—	1488	18.6
1963-64	41	—	1013	217	587	.370	102	133	.767	—	—	205	36	116	1	—	—	—	536	13.1
TOTALS	196	—	5488	1328	3160	.420	635	818	.776	—	—	1240	232	631	12	—	—	—	3291	16.8

PLAYOFFS

	G	GS	MIN	FG	FGA	PCT	FT	FTA	PCT	OFF	DEF	TOT	A	PF	D	ST	TO	BS	PTS	AVG
1961-62	5	—	174	35	99	.354	24	31	.774	—	—	55	7	17	0	—	—	—	94	18.8
1962-63	5	—	173	56	117	.479	24	30	.800	—	—	23	6	19	0	—	—	—	136	27.2
1963-64	3	—	40	8	22	.364	1	—	11.000	—	—	4	2	5	0	—	—	—	17	5.7
TOTALS	13	—	387	99	238	.416	49	62	.790	—	—	82	15	41	0	—	—	—	247	19.0

ALL-STAR GAME

	G	GS	MIN	FG	FGA	PCT	FT	FTA	PCT	OFF	DEF	TOT	A	PF	D	ST	TO	BS	PTS	AVG
1963	1	0	19	6	13	.462	0	0	---	—	—	1	1	—	—	—	—	—	12	12.0

SHAMET, LANDRY

Wichita State

#1, #23

HT: 6-5

WT: 188

Birthdate: March 13, 1997

Drafted: 2018, 1st round (26th overall) by Philadelphia

	G	GS	MIN	FG	FGA	PCT	FT	FTA	PCT	OFF	DEF	TOT	A	PF	D	ST	TO	BS	PTS	AVG
2018-19	54	4	1108	154	347	.441	44	54	.815	14	64	78	59	106	0	24	26	8	449	8.3
TOTALS	54	4	1108	154	347	.441	44	54	.815	14	64	78	59	106	0	24	26	8	449	8.3

3-PT. FG: 2018-19, 99-245 (.404)

SHAW, BRIAN

California at Santa Barbara

#22

HT: 6-6

WT: 200

Birthdate: Mar. 22, 1968

Drafted: 1988, 1st round (24th overall) by Boston

	G	GS	MIN	FG	FGA	PCT	FT	FTA	PCT	OFF	DEF	TOT	A	PF	D	ST	TO	BS	PTS	AVG
1997-98	20	2	502	51	139	.367	12	19	.632	17	47	64	88	55	1	14	24	3	121	6.1

SHAW, CASEY

Toledo

#30

HT: 6-11

WT: 200

Birthdate: July 20, 1975

Drafted: 1998, 2nd round (37th overall) by 76ers

	G	GS	MIN	FG	FGA	PCT	FT	FTA	PCT	OFF	DEF	TOT	A	PF	D	ST	TO	BS	PTS	AVG
1998-99	9	0	14	1	8	.125	0	0	---	3	0	3	0	2	0	0	2	0	2	0.2

SHOUSE, DEXTER

South Alabama

#14

HT: 6-2

WT: 200

Birthdate: Mar. 24, 1963

Drafted: 1985, 4th round (92nd overall) by LA Lakers

	G	GS	MIN	FG	FGA	PCT	FT	FTA	PCT	OFF	DEF	TOT	A	PF	D	ST	TO	BS	PTS	AVG
1989-90	3	0	18	0	4	.000	0	0	---	0	0	0	2	2	0	1	2	1	0	0.0

3-PT. FG: 1989-90, 0-1 (.000)

SHVED, ALEXEY

Russia

#88

HT: 6-6

WT: 187

Birthdate: Dec. 16, 1988

Drafted: Undrafted

	G	GS	MIN	FG	FGA	PCT	FT	FTA	PCT	OFF	DEF	TOT	A	PF	D	ST	TO	BS	PTS	AVG
2014-15	17	0	285	52	130	.400	48	57	.842	8	14	22	46	21	0	14	18	1	169	9.9

3-PT. FG: 2014-15, 17-57 (.298)

SILAS, XAVIER

Northern Illinois

#25

HT: 6-5

WT: 205

Birthdate: Jan. 22, 1988

Drafted: N/A

	G	GS	MIN	FG	FGA	PCT	FT	FTA	PCT	OFF	DEF	TOT	A	PF	D	ST	TO	BS	PTS	AVG
2011-12	2	0	39	4	15	.267	2	3	.667	2	2	4	3	5	0	0	3	0	11	5.5

3-PT. FG: 2011-12, 1-6 (.167)

PLAYOFFS

	G	GS	MIN	FG	FGA	PCT	FT	FTA	PCT	OFF	DEF	TOT	A	PF	D	ST	TO	BS	PTS	AVG
2011-12	2	0	4	1	—	11.000	0	0	—	1	1	2	0	0	0	0	0	0	2	1.0

SIMMONS, BEN

Louisiana State

#25

HT: 6-10

WT: 230

Birthdate: July 20, 1996

Drafted: 2016, 1st round (1st overall) by Philadelphia

	G	GS	MIN	FG	FGA	PCT	FT	FTA	PCT	OFF	DEF	TOT	A	PF	D	ST	TO	BS	PTS	AVG
2017-18	81	81	2732	544	998	.545	191	3410	.560	145	514	659	661	211	1	140	278	70	1279	15.8
2018-19	79	79	2700	540	960	.563	257	428	.600	172	525	697	610	209	1	112	274	61	1337	16.9
TOTALS	160	160	5432	1084	1958	.554	448	769	.583	317	1039	1356	1271	420	2	252	552	131	2416	16.4

3-PT FG: 2017-18, 0-11 (.000); 2018-19, 0-6 (.000); TOTALS, 0-17 (.000)

PLAYOFFS

	G	GS	MIN	FG	FGA	PCT	FT	FTA	PCT	OFF	DEF	TOT	A	PF	D	ST	TO	BS	PTS	AVG
2017-18	10	10	369	61	125	.488	41	580	.707	16	78	94	77	34	0	17	44	8	163	16.3
2018-19	12	12	421	72	116	.621	23	40	.575	24	61	85	72	45	0	15	32	12	167	13.9
TOTALS	22	22	790	133	241	.552	64	98	.653	40	139	179	149	79	0	32	76	20	330	15

3-PT FG: 2017-18, 0-1 (.000); 2018-19, 0-0 (.000); TOTALS, 0-1 (.000)

ALL-TIME ROSTER

SIMMONS, CONNIE				None				HT: 6-8				WT: 225							
				Birthdate: March 15, 1925				Drafted: N/A											
G	GS	MIN	FG	FGA	PCT	FT	FTA	PCT	OFF	DEF	TOT	A	PF	D	ST	TO	BS	PTS	AVG
1954-55*	36	—	862	137	384	.357	72	114	.632	—	—	220	61	109	2	—	—	346	9.6

SIMMONS, JONATHON				Houston				#14				HT: 6-6				WT: 195				
				Birthdate: September 14, 1989				Drafted: Undrafted												
G	GS	MIN	FG	FGA	PCT	FT	FTA	PCT	OFF	DEF	TOT	A	PF	D	ST	TO	BS	PTS	AVG	
2018-19	15	0	219	29	64	.453	16	25	.640	4	22	26	33	21	0	11	12	1	83	5.5
TOTALS	15	0	219	29	64	.453	16	25	.640	4	22	26	33	21	0	11	12	1	83	5.5

3-PT FG: 2018-19, 9-21 (.429)

PLAYOFFS																				
G	GS	MIN	FG	FGA	PCT	FT	FTA	PCT	OFF	DEF	TOT	A	PF	D	ST	TO	BS	PTS	AVG	
2018-19	7	0	52	10	30	.333	3	4	.750	2	7	9	2	2	0	1	6	0	25	3.5
TOTALS	7	0	52	10	30	.333	3	4	.750	2	7	9	2	2	0	1	6	0	25	3.5

3-PT FG: 2018-19, 2-10 (.200)

SIMPSON, RALPH				Michigan State				#44				HT: 6-5				WT: 200				
				Birthdate: Aug. 10, 1949				Drafted: 1972, 1st round (11th overall) by Chicago												
G	GS	MIN	FG	FGA	PCT	FT	FTA	PCT	OFF	DEF	TOT	A	PF	D	ST	TO	BS	PTS	AVG	
1978-79	36	0	452	87	196	.444	28	40	.700	16	19	35	58	27	8	25	47	1	202	5.6

SIMS, HENRY				Georgetown				#35				HT: 6-10				WT: 245				
				Birthdate: Mar. 27, 1990				Drafted: N/A												
G	GS	MIN	FG	FGA	PCT	FT	FTA	PCT	OFF	DEF	TOT	A	PF	D	ST	TO	BS	PTS	AVG	
2013-14	26	25	707	112	229	.489	82	106	.766	82	99	181	47	84	0	23	33	13	306	11.8
2014-15	73	32	1399	238	502	.474	106	137	.774	121	238	359	79	135	0	39	99	30	586	8.0
TOTALS	99	57	2106	350	731	.479	188	244	.770	203	337	540	126	219	0	62	132	43	892	9.0

3-PT FG: 2013-14, 0-1 (.000); 2014-15, 4-22 (.182); TOTALS, 4-23 (.174)

SKILES, SCOTT				Michigan State '86				#5				HT: 6-1				WT: 185				
				Birthdate: March 5, 1964				Drafted: 1986, 1st round (22nd overall) by Milwaukee												
G	GS	MIN	FG	FGA	PCT	FT	FTA	PCT	OFF	DEF	TOT	A	PF	D	ST	TO	BS	PTS	AVG	
1995-96	10	9	236	20	57	.351	8	10	.800	1	15	16	38	21	0	7	16	0	63	6.3

3-PT FG: 1995-96, 15-34 (.441)

SKINNER, AL				Massachusetts				#30				HT: 6-3				WT: 195				
				Birthdate: June 16, 1952				Drafted: 1974, 9th round (160th overall) by Boston												
G	GS	MIN	FG	FGA	PCT	FT	FTA	PCT	OFF	DEF	TOT	A	PF	D	ST	TO	BS	PTS	AVG	
1978-79	22	0	309	36	89	.404	27	32	.844	15	29	44	40	61	2	18	34	1	99	4.5
1979-80	2	0	10	1	2	.500	0	0	---	0	0	0	2	1	0	2	0	2	1.0	
TOTALS	24	0	319	37	91	.407	27	32	.844	15	29	44	42	62	2	18	36	1	101	4.2

PLAYOFFS																				
G	GS	MIN	FG	FGA	PCT	FT	FTA	PCT	OFF	DEF	TOT	A	PF	D	ST	TO	BS	PTS	AVG	
1978-79	5	—	47	6	17	.353	6	8	.750	5	5	10	11	6	0	3	6	1	18	3.6

SKINNER, BRIAN				Baylor				#54				HT: 6-9				WT: 265				
				Birthdate: May 19, 1976				Drafted: 1998, 1st round (22nd overall) by LA Clippers												
G	GS	MIN	FG	FGA	PCT	FT	FTA	PCT	OFF	DEF	TOT	A	PF	D	ST	TO	BS	PTS	AVG	
2002-03	77	9	1381	182	331	.550	97	161	.602	136	230	366	19	176	1	47	62	53	461	6.0
2004-05	24	0	246	22	57	.497	5	17	.294	23	39	62	5	29	0	5	13	6	49	2.0
TOTALS	101	9	1627	204	388	.526	102	178	.573	159	269	428	24	205	1	52	75	59	510	5.0

PLAYOFFS																				
G	GS	MIN	FG	FGA	PCT	FT	FTA	PCT	OFF	DEF	TOT	A	PF	D	ST	TO	BS	PTS	AVG	
2002-03	8	0	38	1	6	.167	4	41	0.00	3	3	6	0	6	0	0	2	1	6	0.8

3 PT FG: 2002-03, 0-1 (.000)

SMAWLEY, BELUS VAN				Appalachian State				HT: 6-1				WT: 195								
				Birthdate: March 20, 1918				Drafted: N/A												
G	GS	MIN	FG	FGA	PCT	FT	FTA	PCT	OFF	DEF	TOT	A	PF	D	ST	TO	BS	PTS	AVG	
1950-51	60	—	—	252	663	.380	227	267	.850	—	—	178	161	145	4	—	—	—	731	12.2

SMITH, DEREK				Louisville				#18				HT: 6-7				WT: 220				
				Birthdate: Nov. 1, 1961				Drafted: 1982, 2nd round (35th overall) by Golden St.												
G	GS	MIN	FG	FGA	PCT	FT	FTA	PCT	OFF	DEF	TOT	A	PF	D	ST	TO	BS	PTS	AVG	
1988-89	35	18	695	105	220	.477	65	93	.699	31	55	86	68	100	3	24	44	15	279	7.8
1989-90	75	7	1405	261	514	.508	130	186	.699	62	110	172	109	198	2	35	85	20	668	8.9
TOTALS	110	25	2100	366	734	.499	195	279	.699	93	165	258	177	298	5	59	129	35	947	8.5

3-PT FG: 1988-89, 4-16 (.250); 1989-90, 16-36 (.444); TOTALS, 20-52 (.385)



PLAYOFFS

	G	GS	MIN	FG	FGA	PCT	FT	FTA	PCT	OFF	DEF	TOT	A	PF	D	ST	TO	BS	PTS	AVG
1988-89	3	—	48	9	14	.643	1	2	.500	2	5	7	3	9	0	1	6	0	19	6.3
1989-90	1	—	15	5	8	.625	1	2	.500	0	0	0	1	3	0	1	1	0	11	11.0
TOTALS	4	—	63	14	22	.636	2	4	.500	2	5	7	4	12	0	2	7	0	30	7.5

3-PT. FG: 1989-90, 0-1 (.000)

SMITH, DON

Dayton

#10

HT: 6-2

WT: 165

Birthdate: Oct. 10, 1951

Drafted: 1974, 2nd round (19th overall) by 76ers

	G	GS	MIN	FG	FGA	PCT	FT	FTA	PCT	OFF	DEF	TOT	A	PF	D	ST	TO	BS	PTS	AVG
1974-75	54	0	538	131	321	.408	21	211.000		14	16	30	47	45	0	20	—	3	283	5.2

SKILES, SCOTT

Michigan State '86

#5

HT: 6-1

WT: 185

Birthdate: March 5, 1964

Drafted: 1986, 1st round (22nd overall) by Milwaukee

	G	GS	MIN	FG	FGA	PCT	FT	FTA	PCT	OFF	DEF	TOT	A	PF	D	ST	TO	BS	PTS	AVG
1995-96	10	9	236	20	57	.351	8	10	.800	1	15	16	38	21	0	7	16	0	63	6.3

3-PT. FG: 1995-96, 15-34 (.441)

SMITH, ISH

Wake Forest

#5

HT: 6-0

WT: 175

Birthdate: July 5, 1988

Drafted: Undrafted

	G	GS	MIN	FG	FGA	PCT	FT	FTA	PCT	OFF	DEF	TOT	A	PF	D	ST	TO	BS	PTS	AVG
2014-15	25	14	677	128	322	.398	28	48	.583	10	63	73	152	38	0	32	69	5	301	12.0
2015-16	50	50	1622	299	739	.405	89	133	.669	29	184	213	348	95	0	64	130	18	733	14.7
TOTALS	75	64	2299	427	1061	.402	117	181	.646	39	247	286	500	133	0	96	199	23	1034	13.8

3-PT. FG: 2014-15, 17-55 (.309); 2015-16, 46-137 (.336); TOTALS, 63-192 (.328)

SMITH, JASON

Colorado State

#14

HT: 7-0

WT: 240

Birthdate: Mar. 2, 1986

Drafted: 2007, 1st round (20th overall) by Miami

	G	GS	MIN	FG	FGA	PCT	FT	FTA	PCT	OFF	DEF	TOT	A	PF	D	ST	TO	BS	PTS	AVG
2007-08	76	1	1107	141	310	.455	54	82	.659	77	153	230	20	142	1	22	48	50	340	4.5
2008-09	INACTIVE LIST - LEFT KNEE INJURY																			
2009-10	56	2	658	75	174	.431	29	42	.690	54	81	135	33	110	1	21	35	28	189	3.4
TOTALS	132	3	1765	216	484	.446	83	124	.669	131	234	365	53	252	2	43	83	78	529	4.9

3-PT. FG: 2007-08, 4-14 (.286); 2009-10, 10-29 (.345); TOTALS, 14-43 (.326)

PLAYOFFS

	G	GS	MIN	FG	FGA	PCT	FT	FTA	PCT	OFF	DEF	TOT	A	PF	D	ST	TO	BS	PTS	AVG
2007-08	6	0	82	8	18	.444	4	4	1.000	4	11	15	3	5	0	1	2	5	20	3.3

3-PT. FG: 2007-08, 0-1 (.000)

SMITH, JOE

Maryland

#9

HT: 6-10

WT: 225

Birthdate: July 26, 1975

Drafted: 1995, 1st round (1st overall) by Golden State

	G	GS	MIN	FG	FGA	PCT	FT	FTA	PCT	OFF	DEF	TOT	A	PF	D	ST	TO	BS	PTS	AVG
1997-98	30	6	699	121	270	.448	67	85	.788	58	75	133	27	94	0	18	52	13	309	10.3
2006-07	54	11	1355	191	429	.445	115	136	.846	107	253	360	46	125	1	31	63	20	497	9.2
TOTALS	84	17	2065	312	699	.446	182	221	.824	165	328	493	73	219	1	49	115	33	806	9.6

3-PT. FG: 1997-98, 0-1 (.000); 2006-07, 0-4 (.000); TOTALS, 0-5 (.000)

SMITH, STEVEN

La Salle

#30

HT: 6-9

WT: 206

Birthdate: April 12, 1983

Drafted: Undrafted

	G	GS	MIN	FG	FGA	PCT	FT	FTA	PCT	OFF	DEF	TOT	A	PF	D	ST	TO	BS	PTS	AVG
2006-07	8	0	28	2	8	.250	1	2	.500	1	5	6	0	4	0	1	2	0	5	0.6

3-PT. FG: 2006-07, 0-0 (---)

SMITH, ZHAIRE

Texas Tech

#8

HT: 6-4

WT: 199

Birthdate: June 4, 1999

Drafted: 2018, 1st round (16th overall) by Phoenix

	G	GS	MIN	FG	FGA	PCT	FT	FTA	PCT	OFF	DEF	TOT	A	PF	D	ST	TO	BS	PTS	AVG
2018-19	6	2	111	14	34	.412	6	8	.750	3	10	13	10	8	0	2	6	2	40	6.7
TOTALS	6	2	111	14	34	.412	6	8	.750	3	10	13	10	8	0	2	6	2	40	6.7

3-PT. FG: 2018-19, 6-16 (.375)

PLAYOFFS

	G	GS	MIN	FG	FGA	PCT	FT	FTA	PCT	OFF	DEF	TOT	A	PF	D	ST	TO	BS	PTS	AVG
2018-19	2	0	5	0	0	0	0	0	0	0	0	0	0	0	0	1	0	0	0	0
TOTALS	2	0	5	0	0	0	0	0	0	0	0	0	0	0	0	1	0	0	0	0

3-PT. FG: 2018-19, 0-0 (.000)

SNOW, ERIC

Michigan State

#20

HT: 6-3

WT: 204

Birthdate: April 24, 1973

Drafted: 1995, 2nd round (43rd overall) by Milwaukee

	G	GS	MIN	FG	FGA	PCT	FT	FTA	PCT	OFF	DEF	TOT	A	PF	D	ST	TO	BS	PTS	AVG
1997-98	47	0	844	69	161	.429	44	61	.721	19	58	77	164	99	0	60	51	4	184	3.9
1998-99	48	48	1716	149	348	.428	110	150	.733	25	137	162	301	149	2	100	111	1	413	8.6
1999-00	82	80	2866	257	597	.430	126	177	.712	42	219	261	624	243	2	140	162	8	651	7.9

ALL-TIME ROSTER

2000-01	50	50	1740	182	435	.418	122	154	.792	27	139	166	369	123	1	77	124	7	491	9.8
2001-02	61	61	2225	276	624	.442	183	227	.806	33	182	215	400	167	1	95	138	9	738	12.1
2002-03	82	82	3108	361	799	.452	325	379	.858	71	230	301	544	235	2	133	194	11	1054	12.9
2003-04	82	82	2966	295	715	.413	252	316	.797	62	219	281	563	213	1	97	187	6	844	10.3
TOTALS	452	403	15465	1589	3679	.432	1162	1464	.794	279	1184	1463	2965	1229	9	702	967	46	4375	9.7

3 PT. FG: 1997-98, 2-17 (.118); 1998-99, 5-21 (.238); 1999-00, 11-45 (.244); 2000-01, 5-19 (.263); 2001-02, 3-27 (.111); 2002-03, 7-32 (.219); 2003-04, 2-18 (.111); TOTALS, 35-179 (.196)

PLAYOFFS

	G	GS	MIN	FG	FGA	PCT	FT	FTA	PCT	OFF	DEF	TOT	A	PF	D	ST	TO	BS	PTS	AVG
1998-99	8	8	306	37	88	.423	22	27	.815	3	30	33	57	26	0	8	25	1	99	12.4
1999-00	5	4	138	15	31	.484	4	4	1.000	0	10	10	35	14	0	4	7	1	37	7.4
2000-01	23	9	717	87	210	.414	40	55	.727	26	60	86	104	63	0	27	45	2	214	9.3
2001-02	5	5	171	18	56	.321	17	22	.773	3	19	22	27	13	0	6	15	0	54	10.8
2002-03	12	12	415	43	102	.422	51	58	.879	9	31	40	67	47	1	18	30	0	138	11.5
TOTALS	53	38	1747	200	487	.411	134	166	.807	41	150	191	290	163	1	63	122	4	542	10.2

3 PT. FG: 1998-99, 3-13 (.231); 1999-00, 3-4 (.750); 2000-01, 0-7 (.000); 2001-02, 1-6 (.167); 2002-03, 1-10 (.100); TOTALS, 8-40 (.200)

SONGAILA, DARIUS

Wake Forest

#25

HT: 6-9

WT: 248

Birthdate: Feb. 14, 1978

Drafted: 2002, 2nd round (50th overall) by Boston

	G	GS	MIN	FG	FGA	PCT	FT	FTA	PCT	OFF	DEF	TOT	A	PF	D	ST	TO	BS	PTS	AVG
2010-11	10	0	71	7	15	.467	2	4	.500	2	8	10	2	16	0	0	4	0	16	1.6

PLAYOFFS

	G	GS	MIN	FG	FGA	PCT	FT	FTA	PCT	OFF	DEF	TOT	A	PF	D	ST	TO	BS	PTS	AVG
2010-11	INACTIVE - COACH'S DECISION																			

SORENSEN, DAVE

Ohio State

#35

HT: 6-8

WT: 225

Birthdate: July 8, 1948

Drafted: 1970, 2nd round (26th overall) by Cleveland

	G	GS	MIN	FG	FGA	PCT	FT	FTA	PCT	OFF	DEF	TOT	A	PF	D	ST	TO	BS	PTS	AVG
1972-73	48	0	626	113	248	.456	59	79	.747	—	—	173	31	91	0	—	—	—	285	5.9

SPANARKEL, JIM

Duke

#34

HT: 6-5

WT: 190

Birthdate: June 28, 1957

Drafted: 1979, 1st round (16th overall) by 76ers

	G	GS	MIN	FG	FGA	PCT	FT	FTA	PCT	OFF	DEF	TOT	A	PF	D	ST	TO	BS	PTS	AVG
1979-80	40	0	442	72	153	.471	54	65	.831	27	27	54	51	58	0	12	57	6	198	5.0

3-PT. FG: 1979-80, 0-2 (.000)

PLAYOFFS

	G	GS	MIN	FG	FGA	PCT	FT	FTA	PCT	OFF	DEF	TOT	A	PF	D	ST	TO	BS	PTS	AVG
1979-80	5	—	8	0	2	.000	2	2	1.000	0	1	1	1	1	0	0	0	0	2	0.4

SPEIGHTS, MARREESE

Florida

#16

HT: 6-10

WT: 245

Birthdate: August 4, 1987

Drafted: 2008, 1st round (16th overall) by 76ers

	G	GS	MIN	FG	FGA	PCT	FT	FTA	PCT	OFF	DEF	TOT	A	PF	D	ST	TO	BS	PTS	AVG
2008-09	79	2	1263	252	502	.502	102	132	.773	123	170	293	30	181	0	27	46	56	608	7.7
2009-10	62	1	1015	212	444	.477	108	145	.745	85	167	252	36	152	2	29	51	34	532	8.6
2010-11	64	1	734	144	291	.495	55	73	.753	64	146	210	30	120	0	8	40	19	344	5.4
TOTALS	205	4	3012	608	1237	.492	265	350	.757	272	483	755	96	453	2	64	137	109	1484	7.2

3-PT. FG: 2008-09, 2-8 (.250); 2008-09, 0-5 (.000); 1-4 (.250); TOTALS, 3-17 (.176)

PLAYOFFS

	G	GS	MIN	FG	FGA	PCT	FT	FTA	PCT	OFF	DEF	TOT	A	PF	D	ST	TO	BS	PTS	AVG
2008-09	3	0	29	3	7	.429	3	4	.750	3	3	6	0	5	0	0	0	0	9	3.0
2010-11	2	0	21	2	12	.167	0	0	---	1	5	6	1	4	0	0	0	1	4	2.0
TOTALS	5	0	50	5	19	.263	3	4	.750	4	8	12	1	9	0	0	0	1	13	2.6

SPLITTER, TIAGO

Brazil

#47

HT: 6-11

WT: 245

Birthdate: Jan. 1, 1985

Drafted: 2007, 1st round (28th overall) by San Antonio

	G	GS	MIN	FG	FGA	PCT	FT	FTA	PCT	OFF	DEF	TOT	A	PF	D	ST	TO	BS	PTS	AVG
2016-17	8	0	76	14	31	.452	9	11	.818	8	14	22	4	8	0	1	6	1	39	4.9

3-PT. FG: 2016-17, 2-6 (.333)

STACKHOUSE, JERRY

North Carolina

#42

HT: 6-6

WT: 218

Birthdate: Nov. 5, 1974

Drafted: 1995, 1st round (3rd overall) by 76ers

	G	GS	MIN	FG	FGA	PCT	FT	FTA	PCT	OFF	DEF	TOT	A	PF	D	ST	TO	BS	PTS	AVG
1995-96	72	71	2701	452	1091	.414	387	518	.747	90	175	265	278	179	0	76	252	79	1384	19.2
1996-97	81	81	3166	533	1308	.407	511	667	.766	156	182	338	253	219	2	93	316	63	1679	20.7
1997-98	22	22	748	128	283	.452	81	101	.802	28	48	76	67	56	1	31	74	21	353	16.0
TOTALS	175	174	6615	1113	2682	.415	979	1286	.761	274	405	679	598	454	3	200	642	163	3416	19.5

3-PT. FG: 1995-96, 93-292 (.318); 1996-97, 102-342 (.298); 1997-98, 16-46 (.348); TOTALS, 211-680 (.310)



STAUSKAS, NIK		Michigan					#11			HT: 6-6			WT: 205								
		Birthdate: Oct. 7, 1993					Drafted: 2014, 1st round (8th overall) by Sacramento														
	G	GS	MIN	FG	FGA	PCT	FT	FTA	PCT	OFF	DEF	TOT	A	PF	D	ST	TO	BS	PTS	AVG	
2015-16	73	35	1809	210	545	.385	91	118	.771	23	160	183	138	115	0	44	94	20	617	8.5	
2016-17	80	27	2188	251	634	.396	122	150	.813	21	205	226	188	144	0	45	128	32	756	9.5	
2017-18	6	0	45	1	4	.250	2	21.000		0	1	1	1	3	0	4	4	0	4	0.7	
TOTALS	159	62	4042	462	1183	.391	215	270	.796	44	366	410	327	262	0	93	226	52	1377	8.7	
3-PT. FG: 2015-16, 106-325 (.326); 2016-17, 132-359 (.368); 2017-18, 0-1 (.000); TOTALS, 238-685 (.347)																					
STEWART, KEBU		California					#41			HT: 6-10			WT: 230								
		Birthdate: Apr. 24, 1975					Drafted: 1997, 2nd round (36th overall) by 76ers														
	G	GS	MIN	FG	FGA	PCT	FT	FTA	PCT	OFF	DEF	TOT	A	PF	D	ST	TO	BS	PTS	AVG	
1997-98	15	0	110	12	26	.462	16	25	.640		9	22	31	2	13	0	5	8	2	40	2.7
STOKES, GREG		Iowa					#41			HT: 6-10			WT: 220								
		Birthdate: Aug. 5, 1963					Drafted: 1985, 2nd round (33rd overall) by 76ers														
	G	GS	MIN	FG	FGA	PCT	FT	FTA	PCT	OFF	DEF	TOT	A	PF	D	ST	TO	BS	PTS	AVG	
1985-86	31	13	350	56	119	.471	14	21	.667	27	30	57	17	56	0	14	19	11	126	4.1	
3-PT. FG: 1985-86, 0-1 (.000)																					
PLAYOFFS																					
	G	GS	MIN	FG	FGA	PCT	FT	FTA	PCT	OFF	DEF	TOT	A	PF	D	ST	TO	BS	PTS	AVG	
1985-86	7	—	90	8	28	.286	11	13	.846		6	7	13	4	12	0	2	4	6	27	3.9
SUTTON, GREG		Oral Roberts					#20			HT: 6-2			WT: 170								
		Birthdate: Dec. 3, 1967					Drafted: 1991, 2nd round (49th overall) by San Antonio														
	G	GS	MIN	FG	FGA	PCT	FT	FTA	PCT	OFF	DEF	TOT	A	PF	D	ST	TO	BS	PTS	AVG	
1995-96	30	2	465	65	167	.389	20	27	.741	4	31	35	63	56	0	17	45	2	190	6.3	
3-PT. FG: 1995-96, 40-96 (.417)																					
THOMAS, ADONIS		Memphis					#7			HT: 6-7			WT: 200								
		Birthdate: Mar. 25, 1993					Drafted: N/A														
	G	GS	MIN	FG	FGA	PCT	FT	FTA	PCT	OFF	DEF	TOT	A	PF	D	ST	TO	BS	PTS	AVG	
2013-14	2	1	13	3	5	.600	0	0	--	0	0	0	1	3	0	0	1	0	7	3.5	
3-PT. FG: 2013-14, 1-2 (.500)																					
THOMAS, JAMES		Texas					#30			HT: 6-8			WT: 245								
		Birthdate: Nov. 22, 1980					Drafted: Undrafted														
	G	GS	MIN	FG	FGA	PCT	FT	FTA	PCT	OFF	DEF	TOT	A	PF	D	ST	TO	BS	PTS	AVG	
2005-06	15	0	124	7	13	.538	8	14	.571		8	23	31	1	32	0	0	7	3	22	1.5
THOMAS, KENNY		New Mexico					#9			HT: 6-7			WT: 245								
		Birthdate: July 25, 1977					Drafted: 1999, 1st round (22nd overall) by Houston														
	G	GS	MIN	FG	FGA	PCT	FT	FTA	PCT	OFF	DEF	TOT	A	PF	D	ST	TO	BS	PTS	AVG	
2002-03	46	28	1392	178	369	.482	114	152	.750	140	252	392	73	120	2	46	76	22	470	10.2	
2003-04	74	72	2699	381	813	.469	243	323	.752	261	489	750	111	219	2	82	172	33	1006	13.6	
2004-05	47	43	1344	217	476	.456	95	119	.798	106	202	308	77	151	3	40	83	6	530	11.3	
TOTALS	120	100	4091	559	1182	.473	357	475	.752	401	741	1142	184	339	4	128	248	55	1476	12.3	
3-PT. FG: 2003-04, 1-5 (.200); 2004-05, 1-4 (.520); TOTALS, 2-9 (.222)																					
PLAYOFFS																					
	G	GS	MIN	FG	FGA	PCT	FT	FTA	PCT	OFF	DEF	TOT	A	PF	D	ST	TO	BS	PTS	AVG	
2002-03	12	12	389	54	101	.535	19	29	.655		42	70	112	11	42	1	8	19	5	127	10.6
THOMAS, MALCOLM		San Diego State					#11			HT: 6-9			WT: 225								
		Birthdate: Nov. 8, 1988					Drafted: Undrafted														
	G	GS	MIN	FG	FGA	PCT	FT	FTA	PCT	OFF	DEF	TOT	A	PF	D	ST	TO	BS	PTS	AVG	
2014-15	17	0	194	18	40	.450	9	13	.692	16	40	56	7	17	0	3	13	1	45	2.6	
3-PT. FG: 2014-15, 0-7 (.000)																					
THOMAS, TIM		Villanova					#1			HT: 6-10			WT: 230								
		Birthdate: Feb. 26, 1977					Drafted: 1997, 1st round (7th overall) by New Jersey														
	G	GS	MIN	FG	FGA	PCT	FT	FTA	PCT	OFF	DEF	TOT	A	PF	D	ST	TO	BS	PTS	AVG	
1997-98	77	48	1779	306	684	.447	171	231	.740	107	181	288	90	185	2	54	118	17	845	11.0	
1998-99	17	0	188	27	67	.403	19	24	.792	7	26	33	15	21	0	3	15	3	78	4.6	
TOTALS	94	48	1967	333	751	.443	190	255	.751	114	207	321	105	206	2	57	133	20	923	9.8	
3-PT. FG: 1997-98, 47-140 (.336); 1998-99, 5-19 (.263); TOTALS, 52-159 (.327)																					

ALL-TIME ROSTER

THOMPSON, HOLLIS			Georgetown				#31				HT: 6-8				WT: 206					
			Birthdate: Apr. 3, 1991				Drafted: N/A													
	G	GS	MIN	FG	FGA	PCT	FT	FTA	PCT	OFF	DEF	TOT	A	PF	D	ST	TO	BS	PTS	AVG
2013-14	77	41	1742	171	372	.460	52	73	.712	73	174	247	73	144	0	53	60	12	461	6.0
2014-15	71	23	1776	224	543	.413	63	89	.708	53	145	198	85	141	1	57	66	26	626	8.8
2015-16	77	17	2154	270	680	.397	69	96	.719	54	218	272	99	187	2	36	76	24	758	9.8
2016-17	31	1	561	66	159	.415	13	20	.650	15	69	84	26	55	0	14	9	6	171	5.5
TOTALS	256	82	6233	731	1754	.417	197	278	.709	195	606	801	283	527	3	160	211	68	2016	7.9

3-PT. FG: 2013-14, 67-167 (.401); 2014-15, 115-287 (.401); 2015-16, 149-392 (.380); 2016-17, 26-71 (.366) TOTALS: 357-917 (.389)

THOMPSON, LA SALLE			Texas				#41				HT: 6-10				WT: 260					
			Birthdate: June 23, 1961				Drafted: 1982, 1st round (5th overall) by Kansas City													
	G	GS	MIN	FG	FGA	PCT	FT	FTA	PCT	OFF	DEF	TOT	A	PF	D	ST	TO	BS	PTS	AVG
1995-96	44	11	773	33	83	.398	19	24	.792	62	137	199	26	125	5	19	37	20	85	1.9

THOMPSON, PAUL			Tulane				#33				HT: 6-6				WT: 210					
			Birthdate: May 25, 1961				Drafted: 1983, 3rd round (50th overall) by Cleveland													
	G	GS	MIN	FG	FGA	PCT	FT	FTA	PCT	OFF	DEF	TOT	A	PF	D	ST	TO	BS	PTS	AVG
1985-86	23	8	432	70	194	.361	37	43	.860	27	36	63	24	49	1	15	30	17	179	7.8

THORNTON, BOB			California (Irvine)				#23				HT: 6-10				WT: 225					
			Birthdate: July 10, 1962				Drafted: 1984, 4th round (87th overall) by New York													
	G	GS	MIN	FG	FGA	PCT	FT	FTA	PCT	OFF	DEF	TOT	A	PF	D	ST	TO	BS	PTS	AVG
1987-88	41	2	508	59	111	.532	29	47	.617	41	58	99	11	80	1	9	27	3	147	3.6
1988-89	54	0	449	47	111	.423	32	60	.533	36	56	92	15	87	0	8	23	7	127	2.4
1989-90	56	0	592	48	112	.429	26	51	.510	45	88	133	17	105	1	20	35	12	123	2.2
TOTALS	151	2	1549	154	334	.461	87	158	.551	122	202	324	43	272	2	37	85	22	397	2.6

3-PT. FG: 1987-88, 0-2 (.000); 1988-89, 1-3 (.333); 1989-90, 1-3 (.333); TOTALS: 2-8 (.250)

PLAYOFFS

	G	GS	MIN	FG	FGA	PCT	FT	FTA	PCT	OFF	DEF	TOT	A	PF	D	ST	TO	BS	PTS	AVG
1989-90	9	—	89	7	18	.389	5	10	.500	11	4	15	4	22	0	2	2	1	19	2.1

THREATT, SEDALE			West Virginia Tech				#3				HT: 6-2				WT: 185					
			Birthdate: Sept. 10, 1961				Drafted: 1983, 6th round (139th overall) by 76ers													
	G	GS	MIN	FG	FGA	PCT	FT	FTA	PCT	OFF	DEF	TOT	A	PF	D	ST	TO	BS	PTS	AVG
1983-84	45	0	464	62	148	.419	23	28	.821	17	23	40	41	65	1	13	33	2	148	3.3
1984-85	82	0	1304	188	416	.452	66	90	.733	21	78	99	175	171	2	80	99	16	446	5.4
1985-86	70	27	1754	310	684	.453	75	90	.833	21	100	121	193	157	1	93	102	5	696	9.9
1986-87	28	8	668	108	261	.414	42	53	.792	18	39	57	82	76	0	32	47	4	265	9.5
TOTALS	225	35	4190	668	1509	.443	206	261	.789	17	240	317	491	469	4	218	281	27	1555	6.9

3-PT. FG: 1983-84, 1-8 (.125); 1984-85, 4-22 (.182); 1985-86, 1-24 (.042); 1986-87, 7-16 (.438); TOTALS: 13-70 (.186)

PLAYOFFS

	G	GS	MIN	FG	FGA	PCT	FT	FTA	PCT	OFF	DEF	TOT	A	PF	D	ST	TO	BS	PTS	AVG
1983-84	3	—	6	1	3	.333	0	0	.000	1	1	2	1	0	0	1	2	0	2	0.7
1984-85	4	—	28	2	7	.286	0	0	.000	1	0	1	5	2	0	1	3	0	4	1.0
1985-86	12	—	312	67	143	.469	26	33	.788	6	19	25	42	35	0	23	15	2	160	13.3
TOTALS	19	—	346	70	153	.456	26	33	.788	8	20	28	48	37	0	25	20	2	166	8.7

3-PT. FG: 1983-84, 0-2 (.000); 1984-85, 0-2 (.000); TOTALS 0-4 (.000)

TONEY, ANDREW			Southwest Louisiana				#22				HT: 6-3				WT: 185					
			Birthdate: Nov. 23, 1957				Drafted: 1980, 1st round (8th overall) by 76ers													
	G	GS	MIN	FG	FGA	PCT	FT	FTA	PCT	OFF	DEF	TOT	A	PF	D	ST	TO	BS	PTS	AVG
1980-81	75	57	1768	399	806	.495	161	226	.712	32	111	143	273	234	5	59	219	10	968	12.9
1981-82	77	1	1909	511	979	.522	227	306	.742	43	91	134	283	269	5	64	214	17	1274	16.5
1982-83	81	81	2474	626	1250	.501	324	411	.788	42	183	225	365	255	0	80	271	17	1598	19.7
1983-84	78	72	2556	593	1125	.527	390	465	.839	57	136	193	373	251	1	70	297	23	1588	20.4
1984-85	70	65	2237	450	914	.492	306	355	.862	35	142	177	363	211	1	65	224	24	1245	17.8
1985-86	6	0	84	11	36	.306	3	8	.375	2	3	5	12	8	0	2	7	0	25	4.2
1986-87	52	12	1058	197	437	.451	133	167	.796	16	69	85	188	78	0	18	112	8	549	10.6
1987-88	29	15	522	72	171	.421	58	72	.806	8	39	47	108	35	0	11	50	6	211	7.3
TOTALS	468	303	12608	2859	5718	.500	1602	2010	.797	235	774	1009	1965	1341	12	369	1394	105	7458	15.9

3-PT. FG: 1980-81, 9-29 (.310); 1981-82, 25-59 (.424); 1982-83, 22-76 (.289); 1983-84, 12-38 (.316); 1984-85, 39-105 (.371); 1985-86, 0-2 (.000); 1986-87, 22-67 (.328); 1987-88, 9-27 (.333); TOTALS 138-403 (.342)

PLAYOFFS

	G	GS	MIN	FG	FGA	PCT	FT	FTA	PCT	OFF	DEF	TOT	A	PF	D	ST	TO	BS	PTS	AVG
1980-81	16	—	356	77	180	.428	66	81	.815	10	27	37	54	50	0	11	54	7	221	13.8
1981-82	21	—	707	185	365	.507	82	103	.796	20	31	51	102	86	1	18	67	2	457	21.8
1982-83	12	—	357	87	185	.470	52	69	.754	11	17	28	55	43	1	11	45	1	226	18.8



1983-84	5	—	180	40	77	.519	23	30	.767	5	6	11	19	24	0	4	25	1	103	20.6
1984-85	13	—	442	83	174	.477	47	61	.770	8	24	32	66	46	0	12	50	5	219	16.8
1986-87	5	—	104	13	34	.382	2	21.000		2	7	9	27	16	1	2	16	2	28	5.6
TOTALS	72	—	2146	485	1015	.478	272	346	.786	56	112	168	323	265	3	58	257	18	1254	17.4

3-PT. FG: 1980-81, 1-9 (.111); 1981-82, 5-15 (.333); 1982-83, 0-5 (.000); 1983-84, 0-5 (.000); 1984-85, 6-14 (.429); 1986-87, 0-3 (.000);
 TOTALS 12-51, (.235)

ALL-STAR GAME

	G	GS	MIN	FG	FGA	PCT	FT	FTA	PCT	OFF	DEF	TOT	A	PF	D	ST	TO	BS	PTS	AVG
1983	1	0	18	4	5	.800	0	0	---	0	1	1	7	3	0	2	—	0	8	—
1984	1	0	22	6	11	.545	1	11.000		0	0	0	3	0	0	2	—	0	13	—
TOTALS	2	0	40	10	16	.625	1	11.000		0	1	1	10	3	0	4	—	0	21	10.5

TOONE, BERNARD

Marquette #3 HT: 6-9 WT: 210
Birthdate: July 14, 1956 Drafted: 1979, 2nd round (37th overall) by 76ers

	G	GS	MIN	FG	FGA	PCT	FT	FTA	PCT	OFF	DEF	TOT	A	PF	D	ST	TO	BS	PTS	AVG
1979-80	23	0	124	23	64	.359	8	10	.800		12	34	12	20	0	4	16	5	55	2.4

3-PT. FG: 1979-80, 1-7, (.143)

PLAYOFFS

	G	GS	MIN	FG	FGA	PCT	FT	FTA	PCT	OFF	DEF	TOT	A	PF	D	ST	TO	BS	PTS	AVG
1979-80	4	—	6	0	4	.000	0	0	---	0	1	1	1	1	0	0	0	0	0	0.0

3-PT. FG: 1979-80, 0-1, (.000)

TRAPP, JOHN Q.

Nevada Southern #31 HT: 6-7 WT: 215
Birthdate: Oct. 2, 1945 Drafted: 1968, 2nd round (15th overall) by San Diego

	G	GS	MIN	FG	FGA	PCT	FT	FTA	PCT	OFF	DEF	TOT	A	PF	D	ST	TO	BS	PTS	AVG
1972-73	39	11	854	168	408	.412	83	112	.741		—	186	47	140	4	—	—	—	419	10.7

TSCHOGL, JOHN

California Santa Barbara #26 HT: 6-6 WT: 210
Birthdate: Apr. 25, 1950 Drafted: 1972, 4th round (60th overall) by Golden St.

	G	GS	MIN	FG	FGA	PCT	FT	FTA	PCT	OFF	DEF	TOT	A	PF	D	ST	TO	BS	PTS	AVG
1974-75	39	14	623	53	148	.358	13	22	.591		—	52	59	111	2	25	—	25	119	3.1

TUCKER, JIM

Duquesne HT: 6-7 WT: 185
Birthdate: Dec. 11, 1932 Drafted: N/A

	G	GS	MIN	FG	FGA	PCT	FT	FTA	PCT	OFF	DEF	TOT	A	PF	D	ST	TO	BS	PTS	AVG
1954-55	20	—	287	39	116	.336	27	38	.711		—	97	12	50	0	—	—	—	105	5.3
1955-56	70	—	895	101	290	.348	66	83	.795		—	232	38	166	2	—	—	—	268	3.8
1956-57	9	—	110	17	44	.386	0	1	.000		—	20	2	26	0	—	—	—	34	3.8
TOTALS	99	—	1292	157	450	.349	93	122	.762		—	349	52	242	2	—	—	—	407	4.1

PLAYOFFS

	G	GS	MIN	FG	FGA	PCT	FT	FTA	PCT	OFF	DEF	TOT	A	PF	D	ST	TO	BS	PTS	AVG
1954-55	9	—	59	8	27	.296	8	9	.889		—	15	1	13	0	—	—	—	24	2.7
1955-56	6	—	72	13	34	.382	6	8	.750		—	25	2	15	0	—	—	—	32	5.3
TOTALS	15	—	131	21	61	.344	14	17	.824		—	40	3	28	0	—	—	—	56	3.7

TURNER, ANDRE

Memphis State #4 HT: 5-11 WT: 160
Birthdate: Dec. 13, 1964 Drafted: 1986, 3rd round (69th overall) by LA Lakers

	G	GS	MIN	FG	FGA	PCT	FT	FTA	PCT	OFF	DEF	TOT	A	PF	D	ST	TO	BS	PTS	AVG	
1990-91	70	1	1407	168	383	.439	64	87	.736		36	116	152	311	124	0	63	95	0	412	5.9

3-PT FG: 1990-91, 12-22 (.364)

PLAYOFFS

	G	GS	MIN	FG	FGA	PCT	FT	FTA	PCT	OFF	DEF	TOT	A	PF	D	ST	TO	BS	PTS	AVG	
1990-91	8	—	189	21	48	.438	13	16	.813		2	11	13	35	12	0	11	8	0	58	7.3

3-PT FG: 1990-91, 3-9 (.333)

TURNER, EVAN

Ohio State #12 HT: 6-7 WT: 220
Birthdate: Oct. 27, 1988 Drafted: 2010, 1st round (2nd overall) by 76ers

	G	GS	MIN	FG	FGA	PCT	FT	FTA	PCT	OFF	DEF	TOT	A	PF	D	ST	TO	BS	PTS	AVG	
2010-11	78	14	1797	225	529	.425	101	125	.808		42	264	306	159	138	0	49	80	14	565	7.2
2011-12	65	20	1713	263	590	.446	73	108	.676		27	349	376	180	117	1	40	10	20	610	9.4
2012-13	82	82	2892	441	1053	.419	154	208	.740		56	461	517	354	197	1	71	187	17	1094	13.3
2013-14	54	54	1886	356	831	.428	189	228	.829		50	272	322	198	147	3	56	155	5	939	17.4
TOTALS	279	170	8288	1285	3003	.428	517	669	.773		175	1346	1521	891	599	5	216	527	56	3208	11.5

3-PT FG: 2010-11, 14-44 (.318); 2011-12, 11-49 (.224); 2012-13, 58-159 (.365); 2013-14, 38-132 (.288); TOTALS, 121-384 (.315)

PLAYOFFS

	G	GS	MIN	FG	FGA	PCT	FT	FTA	PCT	OFF	DEF	TOT	A	PF	D	ST	TO	BS	PTS	AVG	
2010-11	5	0	97	17	38	.447	2	2	1.000		4	19	23	4	9	0	3	0	1	40	8.0
2011-12	13	12	449	56	154	.364	33	48	.688		14	84	98	32	36	0	12	30	6	145	11.2
TOTALS	18	12	546	73	192	.380	35	50	.700		18	103	121	36	45	0	15	30	7	185	10.3

3-PT FG: 2010-11, 4-5 (.800); 2011-12, 0-6 (.000); TOTALS, 4-11 (.364)

ALL-TIME ROSTER

TYLER, B.J. (BRANDON JOE)Texas

#1 HT: 6-1 WT: 185

Birthdate: April 30, 1971

Drafted: 1994, 1st round (20th overall) by 76ers

	G	GS	MIN	FG	FGA	PCT	FT	FTA	PCT	OFF	DEF	TOT	A	PF	D	ST	TO	BS	PTS	AVG
1994-95	55	8	809	72	189	.381	35	51	.700	13	49	62	174	58	0	36	97	2	195	3.5

VAN ARSDALE, TOM

Indiana

#5 HT: 6-5 WT: 215

Birthdate: Feb. 22, 1943

Drafted: 1965, 3rd round (15th overall) by Detroit

	G	GS	MIN	FG	FGA	PCT	FT	FTA	PCT	OFF	DEF	TOT	A	PF	D	ST	TO	BS	PTS	AVG
1972-73	30	30	1029	195	496	.393	140	168	.833	—	—	185	62	101	1	—	—	—	530	17.7
1973-74	78	77	3041	614	1433	.428	298	350	.851	88	305	393	202	300	6	62	—	3	1526	19.6
1974-75	9	6	273	49	116	.422	28	41	.683	7	22	29	16	26	0	13	—	0	126	14.0
TOTALS	117	113	4343	858	2045	.420	466	559	.834	95	327	607	280	427	7	75	—	3	2182	18.6

VAN HORN, KEITH

Utah

#4 HT: 6-10 WT: 255

Birthdate: Oct. 23, 1975

Drafted: 1997, 1st round (2nd overall) by New Jersey

	G	GS	MIN	FG	FGA	PCT	FT	FTA	PCT	OFF	DEF	TOT	A	PF	D	ST	TO	BS	PTS	AVG
2002-03	74	73	2337	459	952	.482	193	240	.804	159	365	524	93	251	7	63	150	30	1176	15.9

3-PT. FG: 2002-03, 65-176 (.369).

PLAYOFFS

	G	GS	MIN	FG	FGA	PCT	FT	FTA	PCT	OFF	DEF	TOT	A	PF	D	ST	TO	BS	PTS	AVG
2002-03	12	12	402	42	110	.382	27	30	.900	24	66	90	9	41	1	10	26	2	125	10.4

3-PT. FG: 2002-03, 14-32 (.438).

VARNADO, JARVIS

Mississippi State

#40 HT: 6-9 WT: 230

Birthdate: Mar. 1, 1988

Drafted: 2010, 2nd round (41st overall) by Miami

	G	GS	MIN	FG	FGA	PCT	FT	FTA	PCT	OFF	DEF	TOT	A	PF	D	ST	TO	BS	PTS	AVG
2013-14	23	0	337	36	60	.600	27	52	.519	19	44	63	13	61	0	10	10	29	99	4.3

VINCENT, JAY

Michigan State

#31 HT: 6-8 WT: 220

Birthdate: June 10, 1959

Drafted: 1981, 2nd round (24th overall) by Dallas

	G	GS	MIN	FG	FGA	PCT	FT	FTA	PCT	OFF	DEF	TOT	A	PF	D	ST	TO	BS	PTS	AVG
1989-90	17	5	259	45	105	.429	33	37	.892	13	23	36	8	23	0	10	14	2	124	7.3

3-PT. FG: 1989-90 1-1 (1.000)

VRANES, DANNY

Utah

#20 HT: 6-8 WT: 220

Birthdate: Oct. 29, 1958

Drafted: 1981, 1st round (5th overall) by Seattle

	G	GS	MIN	FG	FGA	PCT	FT	FTA	PCT	OFF	DEF	TOT	A	PF	D	ST	TO	BS	PTS	AVG
1986-87	58	6	817	59	138	.428	21	45	.467	51	95	146	30	127	0	35	26	25	140	2.4
1987-88	57	5	772	53	121	.438	15	35	.429	45	72	117	36	100	0	27	25	33	121	2.1
TOTALS	115	11	1589	112	259	.432	36	80	.450	96	167	263	66	227	0	62	51	58	261	2.3

3-PT. FG: 1986-87, 1-5 (.200); 1987-88, 0-3 (.000); TOTALS 1-8 (.125)

PLAYOFFS

	G	MIN	FG	FGA	PCT	FT	FTA	PCT	OFF	DEF	TOT	A	PF	D	ST	TO	BS	PTS	AVG	
1986-87	2	3	0	0	—	0	0	—	0	3	3	0	1	0	0	0	0	0	0	0.0

VUCEVIC, NIK

USC

#8 HT: 7-0 WT: 240

Birthdate: Oct. 24, 1990

Drafted: 2011, 1st round (16th overall) by Philadelphia

	G	GS	MIN	FG	FGA	PCT	FT	FTA	PCT	OFF	DEF	TOT	A	PF	D	ST	TO	BS	PTS	AVG
2011-12	51	15	812	131	291	.450	18	34	.529	88	158	246	31	111	0	20	33	34	283	5.5

3-PT. FG: 2011-12, 3-8 (.375)

PLAYOFFS

	G	GS	MIN	FG	FGA	PCT	FT	FTA	PCT	OFF	DEF	TOT	A	PF	D	ST	TO	BS	PTS	AVG
2011-12	1	0	3	0	1	1.000	1	2	.500	0	1	1	0	0	0	0	0	0	1	1.0

WAYNS, MAALIK

Villanova

#18 HT: 6-2 WT: 200

Birthdate: May 2, 1991

Drafted: Undrafted

	G	GS	MIN	FG	FGA	PCT	FT	FTA	PCT	OFF	DEF	TOT	A	PF	D	ST	TO	BS	PTS	AVG
2012-13	21	1	165	19	72	.264	13	15	.867	1	4	5	20	18	0	3	13	0	56	2.7

3-PT. FG: 2012-13, 5-25 (.200)

WALKER, CHET

Bradley

#25 HT: 6-6 1/2 WT: 215

Birthdate: Feb. 22, 1940

Drafted: 1962, 2nd round (12th overall)

	G	GS	MIN	FG	FGA	PCT	FT	FTA	PCT	OFF	DEF	TOT	A	PF	D	ST	TO	BS	PTS	AVG
1962-63	78	—	1992	352	751	.469	253	362	.699	—	—	561	83	220	3	—	—	—	957	12.3
1963-64	76	—	2775	492	1118	.440	330	464	.711	—	—	784	124	232	3	—	—	—	1314	17.3
1964-65	79	—	2187	377	936	.403	288	388	.742	—	—	528	132	200	2	—	—	—	1042	13.2



1965-66	80	—	2603	443	982	.451	335	468	.716	—	—	636	201	238	3	—	—	—	1221	15.3
1966-67	81	—	2691	561	1150	.488	445	581	.766	—	—	660	188	232	4	—	—	—	1567	19.9
1967-68	82	—	2623	539	1172	.460	387	533	.726	—	—	607	157	252	3	—	—	—	1465	17.3
1968-69	82	—	2753	554	1145	.484	369	459	.804	—	—	640	144	244	0	—	—	—	1477	18.0
TOTALS	558	—	17624	3318	7254	.457	2407	3255	.739	—	—	4416	1029	1618	18	—	—	—	9043	16.2

PLAYOFFS

G	GS	MIN	FG	FGA	PCT	FT	FTA	PCT	OFF	DEF	TOT	A	PF	D	ST	TO	BS	PTS	AVG	
1962-63	5	—	130	27	53	.509	22	30	.733	—	—	47	9	8	0	—	—	—	76	15.2
1963-64	5	—	190	30	77	.390	34	46	.739	—	—	52	13	15	0	—	—	—	94	18.8
1964-65	11	—	469	83	173	.480	57	75	.760	—	—	79	18	38	0	—	—	—	223	20.3
1965-66	5	—	181	24	64	.375	25	31	.806	—	—	37	15	18	0	—	—	—	73	14.6
1966-67	15	—	551	115	246	.467	96	119	.807	—	—	114	32	44	0	—	—	—	326	21.7
1967-68	13	—	485	86	210	.410	76	112	.679	—	—	96	24	44	1	—	—	—	248	19.1
1968-69	4	—	100	23	43	.535	8	12	.667	—	—	23	8	5	0	—	—	—	54	13.5
TOTALS	58	—	2106	388	866	.448	318	425	.748	—	—	448	119	172	1	—	—	—	1094	18.9

ALL-STAR GAME

G	GS	MIN	FG	FGA	PCT	FT	FTA	PCT	OFF	DEF	TOT	A	PF	D	ST	TO	BS	PTS	AVG
1964	1	0	12	2	5	.400	0	0	---	—	—	0	0	1	0	—	—	—	4
1966	1	0	25	3	10	.300	2	3	.667	—	—	6	4	2	0	—	—	—	8
1967	1	0	22	6	9	.667	3	4	.750	—	—	4	1	2	0	—	—	—	15
TOTALS	3	0	59	11	24	.458	5	7	.714	—	—	10	5	5	0	—	—	—	27

WALTERS, REX

Kansas #23 HT: 6-4 WT: 190
Birthdate: Mar. 12, 1970 Drafted: 1993, 1st round (16th overall) by New Jersey

G	GS	MIN	FG	FGA	PCT	FT	FTA	PCT	OFF	DEF	TOT	A	PF	D	ST	TO	BS	PTS	AVG	
1995-96	33	8	523	49	115	.426	36	46	.783	11	37	48	95	49	0	22	34	4	153	4.6
1996-97	59	16	1041	148	325	.455	49	62	.790	21	86	107	113	75	1	28	61	3	402	6.8
1997-98	19	0	127	11	29	.379	17	17	1.000	3	6	9	21	17	0	5	17	0	42	2.2
TOTALS	111	24	1691	208	469	.443	102	125	.816	35	129	164	229	141	1	55	112	7	597	5.4

3-PT. FG: 1995-96, 19-54 (.352); 1966-97, 57-148 (.385); 1997-98, 3-14 (.214); TOTALS, 79-216 (.366)

WARBINGTON, PERRY

Georgia Southern #6 HT: 6-2 WT: 165
Birthdate: Sept. 7, 1952 Drafted: 1974, 9th round (145th overall) by 76ers

G	GS	MIN	FG	FGA	PCT	FT	FTA	PCT	OFF	DEF	TOT	A	PF	D	ST	TO	BS	PTS	AVG	
1974-75	5	0	70	4	21	.190	2	21	0.000	2	6	8	16	16	0	—	—	0	10	2.0

WARD, GERRY

Boston College #26 HT: 6-4 WT: 200
Birthdate: Sept 6, 1941 Drafted: 1963, 1st round (5th overall) by St. Louis

G	GS	MIN	FG	FGA	PCT	FT	FTA	PCT	OFF	DEF	TOT	A	PF	D	ST	TO	BS	PTS	AVG	
1965-66	66	—	838	67	189	.354	39	60	.650	—	—	89	80	163	3	—	—	—	173	2.6

PLAYOFFS

G	GS	MIN	FG	FGA	PCT	FT	FTA	PCT	OFF	DEF	TOT	A	PF	D	ST	TO	BS	PTS	AVG	
1965-66	5	—	44	2	8	.250	0	1	.000	—	—	5	1	11	0	—	—	—	4	0.8

WARE, CASPER

Long Beach State #17 HT: 5-10 WT: 175
Birthdate: Jan. 17, 1990 Drafted: N/A

G	GS	MIN	FG	FGA	PCT	FT	FTA	PCT	OFF	DEF	TOT	A	PF	D	ST	TO	BS	PTS	AVG	
2013-14	9	0	116	18	42	.429	5	6	.833	0	9	9	0	11	0	8	5	0	48	5.3

3-PT. FG: 2013-14, 7-21 (.333)

WARLEY, BEN

Tennessee State #14 HT: 6-6 WT: 205
Birthdate: Sept. 4, 1936 Drafted: 1961, 1st round (6th overall) by Syracuse

G	GS	MIN	FG	FGA	PCT	FT	FTA	PCT	OFF	DEF	TOT	A	PF	D	ST	TO	BS	PTS	AVG	
1962-63	26	—	206	50	111	.450	25	35	.714	—	—	86	4	42	1	—	—	—	125	4.8
1963-64	79	—	1740	215	494	.435	220	305	.721	—	—	619	71	274	5	—	—	—	650	8.2
1964-65	64	—	900	94	253	.372	124	176	.705	—	—	277	53	170	6	—	—	—	312	4.9
1965-66	1	—	6	1	3	.333	0	0	---	—	—	2	0	1	0	—	—	—	2	2.0
TOTALS	170	—	2852	360	861	.418	369	516	.715	—	—	984	128	487	12	—	—	—	1089	6.4

PLAYOFFS

G	GS	MIN	FG	FGA	PCT	FT	FTA	PCT	OFF	DEF	TOT	A	PF	D	ST	TO	BS	PTS	AVG	
1962-63	2	—	9	0	4	.000	2	4	.500	—	—	3	0	2	0	—	—	—	2	1.0
1963-64	4	—	85	9	23	.391	10	15	.667	—	—	33	2	11	0	—	—	—	28	7.0
1964-65	2	—	6	0	1	0.000	0	0	---	—	—	1	1	1	0	—	—	—	0	0.0
TOTALS	8	—	100	9	28	.321	12	19	.632	—	—	37	3	14	0	—	—	—	30	3.8

ALL-TIME ROSTER

WASHINGTON, JIM				Villanova				#12				HT: 6-7				WT: 215				
				Birthdate: July 1, 1943				Drafted: 1965, 1st round (5th overall) by St. Louis												
	G	GS	MIN	FG	FGA	PCT	FT	FTA	PCT	OFF	DEF	TOT	A	PF	D	ST	TO	BS	PTS	AVG
1969-70	79	—	2459	401	842	.476	204	273	.747	—	—	734	104	262	5	—	—	—	1006	12.7
1970-71	78	—	2501	395	829	.476	259	340	.762	—	—	747	97	258	6	—	—	—	1049	13.4
1971-72	17	11	545	68	156	.436	55	67	.821	—	—	135	25	59	3	—	—	—	191	11.2
TOTALS	174	11	5503	864	1827	.473	518	680	.762	—	—	1616	226	579	14	—	—	—	2246	12.9

PLAYOFFS																				
	G	GS	MIN	FG	FGA	PCT	FT	FTA	PCT	OFF	DEF	TOT	A	PF	D	ST	TO	BS	PTS	AVG
1969-70	5	—	167	25	57	.439	13	23	.565	—	—	49	9	18	0	—	—	—	63	12.6
1970-71	7	—	216	27	61	.443	26	36	.722	—	—	48	10	24	1	—	—	—	80	11.4
TOTALS	12	—	383	52	118	.441	39	59	.661	—	—	97	19	42	1	—	—	—	143	11.9

WASHINGTON, WILSON				Old Dominion				#52				HT: 6-10				WT: 235				
				Birthdate: Aug. 3, 1955				Drafted: 1977, 2nd round (25th overall) by 76ers												
	G	GS	MIN	FG	FGA	PCT	FT	FTA	PCT	OFF	DEF	TOT	A	PF	D	ST	TO	BS	PTS	AVG
1977-78	14	0	38	8	19	.421	3	6	.500	2	12	14	1	3	0	1	10	2	19	1.4

WEATHERSPOON, CLARENCE				Southern Mississippi				#35				HT: 6-7				WT: 240				
				Birthdate: Sept. 8, 1970				Drafted: 1992, 1st round (9th overall) by 76ers												
	G	GS	MIN	FG	FGA	PCT	FT	FTA	PCT	OFF	DEF	TOT	A	PF	D	ST	TO	BS	PTS	AVG
1992-93	82	82	2654	494	1053	.469	291	408	.713	179	410	589	147	188	1	85	176	67	1280	15.6
1993-94	82	82	3147	602	1246	.483	298	430	.693	254	578	832	192	152	0	100	195	116	1506	18.4
1994-95	76	76	2991	543	1238	.439	283	377	.751	144	382	526	215	195	1	115	191	67	1373	18.1
1995-96	78	75	3096	491	1015	.484	318	426	.746	237	516	753	158	214	3	112	179	108	1300	16.7
1996-97	82	82	2949	398	811	.491	206	279	.738	219	460	679	140	187	0	74	137	86	1003	12.2
1997-98	48	18	1290	141	331	.426	123	174	.707	109	227	336	40	108	1	43	69	52	405	8.4
TOTALS	448	415	16127	2669	5694	.469	1519	2094	.725	1142	2573	3715	892	1044	6	529	947	496	6867	15.3
3-PT FG: 1992-93, 1-4 (.250); 1993-94, 4-17 (.235); 1994-95, 4-21 (.190); 1995-96, 0-2 (.000); 1996-97 1-6 (.167); 1997-98 0-0 (---); TOTALS, 10-50 (.200)																				

WEBBER, CHRIS				Michigan				#4				HT: 6-10				WT: 245				
				Birthdate: March 1, 1973				Drafted: 1993, 1st round (1st overall) by Orlando												
	G	GS	MIN	FG	FGA	PCT	FT	FTA	PCT	OFF	DEF	TOT	A	PF	D	ST	TO	BS	PTS	AVG
2004-05	21	21	702	143	366	.391	38	49	.776	36	129	165	66	70	3	26	49	19	328	15.6
2005-06	75	75	2893	617	1422	.434	263	348	.756	184	557	741	256	219	1	103	182	62	1518	20.2
2006-07	18	18	544	89	230	.387	18	28	.643	37	112	149	61	36	0	18	33	15	198	11.0
TOTALS	114	114	4139	849	2018	.421	319	425	.751	257	798	1055	383	325	4	147	264	96	2044	17.9
3-PT FG: 2004-05, 4-15 (.267); 2005-06, 21-77 (.273); 2006-07, 2-5 (.400); TOTALS, 27-97 (.278)																				

PLAYOFFS																				
	G	GS	MIN	FG	FGA	PCT	FT	FTA	PCT	OFF	DEF	TOT	A	PF	D	ST	TO	BS	PTS	AVG
2004-05	5	5	186	39	95	.411	12	16	.750	12	17	29	14	20	0	6	11	1	95	19.0
3-PT FG: 2004-05, 5-14 (.357)																				

WEEMS, SONNY				Arkansas				#9				HT: 6-6				WT: 205				
				Birthdate: July 8, 1986				Drafted: 2008, 2nd round (39th overall) by Chicago												
	G	GS	MIN	FG	FGA	PCT	FT	FTA	PCT	OFF	DEF	TOT	A	PF	D	ST	TO	BS	PTS	AVG
2015-16	7	0	78	7	21	.333	1	2	.500	0	11	12	2	7	0	0	4	0	17	2.4
3-PT FG: 2015-16, 2-9 (.222)																				

WEISS, BOB				Penn State				#12				HT: 6-3				WT: 180				
				Birthdate: May 7, 1942				Drafted: 1965, 3rd round (18th overall) by 76ers												
	G	GS	MIN	FG	FGA	PCT	FT	FTA	PCT	OFF	DEF	TOT	A	PF	D	ST	TO	BS	PTS	AVG
1965-66	7	—	30	3	9	.333	0	—	—	—	—	7	4	10	0	—	—	—	6	0.9
1966-67	6	—	29	5	10	.500	2	5	.400	—	—	3	10	8	0	—	—	—	12	2.0
TOTALS	13	—	59	8	19	.421	2	5	.400	—	—	10	14	18	0	—	—	—	18	1.4

PLAYOFFS																				
	G	GS	MIN	FG	FGA	PCT	FT	FTA	PCT	OFF	DEF	TOT	A	PF	D	ST	TO	BS	PTS	AVG
1966-67	1	—	4	2	3	.667	0	0	—	—	—	2	2	1	0	—	—	—	4	4.0

WELP, CHRIS				Washington				#44				HT: 7-0				WT: 245				
				Birthdate: Jan. 2, 1964				Drafted: 1987, 1st round (16th overall) by 76ers												
	G	GS	MIN	FG	FGA	PCT	FT	FTA	PCT	OFF	DEF	TOT	A	PF	D	ST	TO	BS	PTS	AVG
1987-88	10	0	132	18	31	.581	12	18	.667	11	13	24	5	25	0	5	9	5	48	4.8
1988-89	72	0	843	99	222	.446	48	73	.658	59	134	193	29	176	0	23	42	41	246	3.4
TOTALS	82	0	975	117	253	.462	60	91	.659	70	147	217	34	201	0	28	51	46	294	3.6
3-PT FG: 1988-89, 0-1 (.000)																				

PLAYOFFS																				
	G	GS	MIN	FG	FGA	PCT	FT	FTA	PCT	OFF	DEF	TOT	A	PF	D	ST	TO	BS	PTS	AVG
1988-89	3	—	22	1	3	.333	0	2	.000	0	7	7	0	7	0	0	1	0	2	0.7



WESLEY, WALT

Kansas
Birthdate: Apr. 25, 1945 #26 **HT: 6-11** **WT: 230**
Drafted: 1966, 1st round (6th overall) by Cincinnati

1974-75	G	GS	MIN	FG	FGA	PCT	FT	FTA	PCT	OFF	DEF	TOT	A	PF	D	ST	TO	BS	PTS	AVG
	4	0	33	9	556		2	4	.500			8	8	0	0	0	0	0	12	3.0

WHITE, HUBIE

Villanova
Birthdate: Jan. 26, 1940 #23 **HT: 6-4** **WT: 205**
Drafted: 1962, 2nd round (14th overall) by Philadelphia

1963-64	G	GS	MIN	FG	FGA	PCT	FT	FTA	PCT	OFF	DEF	TOT	A	PF	D	ST	TO	BS	PTS	AVG
	23	—	196	31	105	.295	17	28	.607			42	28	0	0	0	0	0	79	3.4

WIGGINS, MITCHELL

Florida State
Birthdate: Sept. 28, 1959 #23 **HT: 6-4** **WT: 185**
Drafted: 1983, 1st round (23rd overall) by Indiana

1991-92	G	GS	MIN	FG	FGA	PCT	FT	FTA	PCT	OFF	DEF	TOT	A	PF	D	ST	TO	BS	PTS	AVG
	49	0	569	88	229	.384	35	51	.686	43	51	94	22	67	0	20	25	1	211	4.3
3 PT. FG: 1991-92, 0-1 (.000)																				

WILKINS, DAMIEN

Georgia
Birthdate: Jan. 11, 1980 #8 **HT: 6-6** **WT: 225**
Drafted: Undrafted

2012-13	G	GS	MIN	FG	FGA	PCT	FT	FTA	PCT	OFF	DEF	TOT	A	PF	D	ST	TO	BS	PTS	AVG
	61	21	1095	145	316	.459	81	109	.743	32	73	105	91	98	0	37	49	18	388	6.4
3-PT. FG: 2012-13, 17-51 (.333)																				

WILKINS, EDDIE LEE

Gardner Webb
Birthdate: May 7, 1962 #45 **HT: 6-10** **WT: 265**
Drafted: 1984, 6th round (133rd overall) by New York

1992-93	G	GS	MIN	FG	FGA	PCT	FT	FTA	PCT	OFF	DEF	TOT	A	PF	D	ST	TO	BS	PTS	AVG
	26	0	192	55	97	.567	48	78	.615	14	26	40	2	34	1	7	17	1	158	6.1
3-PT. FG: 1992-93, 0-2 (.000)																				

WILLIAMS, ELLIOT

Memphis
Birthdate: June 20, 1989 #25 **HT: 6-5** **WT: 180**
Drafted: 2010, 1st round (22nd overall) by Portland

2013-14	G	GS	MIN	FG	FGA	PCT	FT	FTA	PCT	OFF	DEF	TOT	A	PF	D	ST	TO	BS	PTS	AVG
	67	2	1157	140	337	.415	87	119	.731	30	100	130	72	126	0	35	68	3	404	6.0
3-PT. FG: 2013-14, 37-125 (.296)																				

WILLIAMS, JAYSON

St. John's
Birthdate: Feb. 22, 1968 #55 **HT: 6-10** **WT: 240**
Drafted: 1990, 1st round (21st overall) by Phoenix

1990-91	G	GS	MIN	FG	FGA	PCT	FT	FTA	PCT	OFF	DEF	TOT	A	PF	D	ST	TO	BS	PTS	AVG	
	52	1	508	72	161	.447	37	56	.661	41	70	111	16	92	1	9	40	6	182	3.5	
	1991-92	50	8	646	75	206	.364	56	88	.636	62	83	145	12	110	1	20	44	20	206	4.1
TOTALS	102	9	1154	147	367	.401	93	144	.646	103	153	256	28	202	2	29	84	26	388	3.8	
3-PT. FG: 1990-91, 1-2 (.500)																					

WILLIAMS, LOU

South Gwinnett HS (Ga.)
Birthdate: Oct. 27, 1986 #23 **HT: 6-1** **WT: 175**
Drafted: 2005, 2nd round (45th overall) by 76ers

2005-06	G	GS	MIN	FG	FGA	PCT	FT	FTA	PCT	OFF	DEF	TOT	A	PF	D	ST	TO	BS	PTS	AVG	
	30	0	145	23	52	.442	8	13	.615	3	16	19	10	13	0	5	13	0	56	1.9	
	2006-07	61	0	688	93	211	.441	64	92	.696	17	53	70	110	42	0	22	46	1	262	4.3
	2007-08	80	0	1862	319	752	.424	227	290	.783	41	126	167	253	130	0	81	125	13	920	11.5
	2008-09	81	0	1919	336	844	.398	304	385	.790	36	129	165	242	128	0	85	151	14	1039	12.8
	2009-10	64	38	1911	318	677	.470	192	233	.824	25	162	187	268	110	1	80	106	15	898	14.0
	2010-11	75	0	1747	323	795	.406	293	356	.823	32	117	149	252	128	1	47	102	17	1027	13.7
	2011-12	64	0	1682	318	782	.407	237	292	.812	30	125	155	221	90	0	53	71	18	956	14.9
TOTALS	455	38	9955	1730	4113	.421	1325	1661	.798	184	728	912	1356	641	2	373	614	78	5158	11.3	
3-PT. FG: 2005-06, 2-9 (.222); 2006-07, 12-37 (.324); 2007-08, 55-153 (.359); 2008-09, 63-220 (.286); 2009-10, 70-206 (.340); 2010-11, 88-253 (.348); 2011-12, 83-229 (.362); TOTALS, 373-1107 (.337)																					

PLAYOFFS

2007-08	G	GS	MIN	FG	FGA	PCT	FT	FTA	PCT	OFF	DEF	TOT	A	PF	D	ST	TO	BS	PTS	AVG	
	6	0	135	24	60	.400	22	30	.733	3	9	12	12	11	0	6	7	0	72	12.0	
	2008-09	6	0	149	21	51	.412	10	15	.667	2	13	15	17	10	0	3	12	1	58	9.7
	2010-11	5	0	130	17	52	.327	14	19	.737	0	8	8	15	6	5	4	0	54	10.8	
	2011-12	13	0	358	50	142	.352	41	52	.788	3	24	27	39	17	0	13	16	0	149	11.5
TOTALS	30	0	772	112	305	.367	87	116	.750	8	54	62	83	44	0	27	39	1	333	11.1	
3 PT. FG: 2007-08, 2-9 (.222); 2008-09, 6-16 (.375); 2010-11, 6-20 (.300); 2011-12, 8-48 (.167); TOTALS, 22-93 (.237)																					

WILLIAMS, MONTY

Notre Dame
Birthdate: Oct. 8, 1971 #5 **HT: 6-8** **WT: 225**
Drafted: 1994, 1st round (24th overall) by New York

2002-03	G	GS	MIN	FG	FGA	PCT	FT	FTA	PCT	OFF	DEF	TOT	A	PF	D	ST	TO	BS	PTS	AVG
	21	2	276	34	80	.425	24	32	.750	12	33	45	26	33	0	12	17	5	92	4.4
2003-04 INJURED LIST - LEFT KNEE PAIN (TRADED TO ORLANDO ON 12/23/03)																				
3 PT. FG: 2002-03, 0-2 (.000)																				

PLAYOFFS

2002-03	G	GS	MIN	FG	FGA	PCT	FT	FTA	PCT	OFF	DEF	TOT	A	PF	D	ST	TO	BS	PTS	AVG
	10	0	96	8	23	.348	3	4	.750	7	8	15	0	12	0	2	4	0	19	1.9
3 PT. FG: 2002-03, 0-1 (.000)																				

ALL-TIME ROSTER

WILLIAMS, SAM

Arizona State

#33

HT: 6-8

WT: 215

Birthdate: Mar. 7, 1959

Drafted: 1981, 2nd round (33rd overall) by Golden St.

	G	GS	MIN	FG	FGA	PCT	FT	FTA	PCT	OFF	DEF	TOT	A	PF	D	ST	TO	BS	PTS	AVG
1983-84	70	12	1375	193	405	.477	86	133	.647	117	209	326	60	203	3	62	96	103	472	6.7
1984-85	46	8	488	58	148	.392	28	47	.596	38	68	106	11	92	1	26	44	26	144	3.1
TOTALS	116	20	1863	251	553	.454	114	180	.633	155	277	432	71	295	4	88	140	129	616	5.3

3-PT. FG: 1983-84, 0-1 (.000); 1984-85, 0-1 (.000); TOTALS, 0-2 (.000)

PLAYOFFS

	G	GS	MIN	FG	FGA	PCT	FT	FTA	PCT	OFF	DEF	TOT	A	PF	D	ST	TO	BS	PTS	AVG
1983-84	4	—	55	2	8	.250	1	2	.500	1	5	6	3	7	0	2	5	6	5	1.3
1984-85	5	—	26	1	6	.167	3	10	.300	4	8	12	0	2	0	0	4	0	5	1.0
TOTALS	9	9	81	3	14	.214	4	12	.333	5	13	18	3	9	0	2	9	6	10	1.1

3-PT. FG: 1983-84, 0-1 (.000); 1984-85, 0-1 (.000); TOTALS, 0-2 (.000)

WILLIAMS, SCOTT

North Carolina

#55

HT: 6-10

WT: 230

Birthdate: March 24, 1968

Drafted: Undrafted (1990)

	G	GS	MIN	FG	FGA	PCT	FT	FTA	PCT	OFF	DEF	TOT	A	PF	D	ST	TO	BS	PTS	AVG
1994-95	77	43	1781	206	434	.475	79	107	.738	173	312	485	59	237	4	71	84	40	491	6.4
1995-96	13	1	193	15	29	.517	10	12	.833	13	33	46	5	27	0	6	8	7	40	3.1
1996-97	62	52	1317	162	318	.509	38	55	.891	155	242	397	41	206	5	44	50	41	362	5.8
1997-98	58	7	801	93	213	.437	51	63	.810	87	124	211	29	132	0	17	30	21	237	4.1
1998-99	2	0	17	0	2	.000	0	—	---	1	1	2	1	4	0	2	2	1	0	0.0
TOTALS	212	103	4109	476	996	.478	178	237	.751	429	712	1141	135	606	9	140	174	110	1130	5.3

3-PT. FG: 1994-95, 0-7 (.000); 1995-96, 0-2 (.000); 1996-97, 0-2 (.000); 1997-98, 0-5 (.000); 1998-99, 0-0 (.000); TOTALS, 0-16 (.000)

WILLIAMSON, CORLISS

Arkansas

#14

HT: 6-7

WT: 245

Birthdate: Dec. 4, 1973

Drafted: 1995, 1st round (13th overall) by Sacramento

	G	GS	MIN	FG	FGA	PCT	FT	FTA	PCT	OFF	DEF	TOT	A	PF	D	ST	TO	BS	PTS	AVG
2004-05	48	5	1056	194	417	.465	130	165	.788	73	105	178	43	144	1	26	60	12	518	10.8

WILSON, GEORGE

Cincinnati

#16

HT: 6-8

WT: 230

Birthdate: May 9, 1942

Drafted: 1964, 1st territorial pick by Cincinnati

	G	GS	MIN	FG	FGA	PCT	FT	FTA	PCT	OFF	DEF	TOT	A	PF	D	ST	TO	BS	PTS	AVG
1968-69	38	—	552	81	182	.445	60	84	.714	—	—	216	32	87	1	—	—	—	222	5.8
1969-70	67	—	836	118	304	.388	122	172	.709	—	—	317	52	145	3	—	—	—	358	5.3
TOTALS	105	—	1388	199	486	.409	182	256	.711	—	—	533	84	232	4	—	—	—	580	5.5

PLAYOFFS

	G	GS	MIN	FG	FGA	PCT	FT	FTA	PCT	OFF	DEF	TOT	A	PF	D	ST	TO	BS	PTS	AVG
1968-69	5	—	45	0	7	.000	3	4	.750	—	—	18	8	9	0	—	—	—	3	0.6
1969-70	2	—	23	4	13	.308	1	1	1.000	—	—	12	1	4	0	—	—	—	9	4.5
TOTALS	7	—	68	4	20	.200	4	5	.800	—	—	30	9	13	0	—	—	—	12	1.7

WILSON, TREVOR

UCLA

#30

HT: 6-8

WT: 215

Birthdate: March 16, 1968

Drafted: 1990, 2nd round (36th overall) by Atlanta

	G	GS	MIN	FG	FGA	PCT	FT	FTA	PCT	OFF	DEF	TOT	A	PF	D	ST	TO	BS	PTS	AVG
1995-96	6	0	79	10	20	.500	3	4	.750	7	7	14	4	9	0	3	1	0	29	3.8

WINGATE, DAVID

Georgetown

#25

HT: 6-5

WT: 185

Birthdate: Dec. 15, 1963

Drafted: 1986, 2nd round (44th overall) by 76ers

	G	GS	MIN	FG	FGA	PCT	FT	FTA	PCT	OFF	DEF	TOT	A	PF	D	ST	TO	BS	PTS	AVG
1986-87	77	9	1612	259	602	.430	149	201	.741	70	86	156	155	169	1	93	128	19	680	8.8
1987-88	61	22	1419	218	545	.400	99	132	.750	44	57	101	119	125	0	47	104	22	545	8.9
1988-89	33	6	372	54	115	.470	27	34	.794	12	25	37	73	43	0	9	35	2	137	4.2
TOTALS	171	37	3403	531	1262	.419	275	367	.749	126	168	294	347	337	1	149	267	43	1362	8.0

3-PT. FG: 1986-87, 13-52 (.250); 1987-88, 10-40 (.250); 1988-89, 2-6 (.333); TOTALS, 25-98 (.255)

PLAYOFFS

	G	GS	MIN	FG	FGA	PCT	FT	FTA	PCT	OFF	DEF	TOT	A	PF	D	ST	TO	BS	PTS	AVG
1986-87	5	—	90	15	37	.405	9	14	.643	5	7	12	9	11	1	5	8	1	41	8.2

3-PT. FG: 1986-87 2-2, 1.000

WINTERS, VOISE

Bradley

#11

HT: 6-8

WT: 200

Birthdate: Oct. 12, 1962

Drafted: 1985, 2nd round (44th overall) by 76ers

	G	GS	MIN	FG	FGA	PCT	FT	FTA	PCT	OFF	DEF	TOT	A	PF	D	ST	TO	BS	PTS	AVG
1985-86	4	0	17	3	13	.231	0	—	---	1	2	3	0	1	0	1	2	0	6	1.5

3-PT. FG: 1985-86, 0-1 (.000)

WOHL, DAVE

Pennsylvania

#13

HT: 6-2

WT: 185

Birthdate: Nov. 2, 1949

Drafted: 1971, 3rd round (46th overall) by 76ers

	G	GS	MIN	FG	FGA	PCT	FT	FTA	PCT	OFF	DEF	TOT	A	PF	D	ST	TO	BS	PTS	AVG
1971-72	79	32	1628	243	567	.429	156	206	.757	—	—	150	228	229	2	—	—	—	642	8.1

WOOD, CHRISTIAN

Nevada-Las Vegas

#35

HT: 6-11

WT: 220

Birthdate: Sept. 27, 1995

Drafted: Undrafted

	G	GS	MIN	FG	FGA	PCT	FT	FTA	PCT	OFF	DEF	TOT	A	PF	D	ST	TO	BS	PTS	AVG
2015-16	17	0	145	22	53	.415	13	21	.619	13	25	38	3	11	0	5	2	7	61	3.6

3-PT. FG: 2015-16, 4-11 (.364)



WOOD, LEON

California Fullerton

#20

HT: 6-3

WT: 185

Birthdate: March 25, 1962

Drafted: 1984, 1st round (10th overall) by 76ers

	G	GS	MIN	FG	FGA	PCT	FT	FTA	PCT	OFF	DEF	TOT	A	PF	D	ST	TO	BS	PTS	AVG
1984-85	38	1	269	50	134	.373	18	26	.692	3	15	18	45	17	0	8	25	0	122	3.2
1985-86	29	1	455	57	136	.419	27	34	.794	9	18	27	75	24	0	14	20	0	154	5.3
TOTALS	67	2	724	107	270	.396	45	60	.750	12	33	45	120	41	0	22	45	0	276	4.1

3-PT. FG: 1984-85 4-30; 1985-86 13-29; TOTALS 17-59, .288

PLAYOFFS

	G	GS	MIN	FG	FGA	PCT	FT	FTA	PCT	OFF	DEF	TOT	A	PF	D	ST	TO	BS	PTS	AVG
1984-85	5	—	15	4	9	.444	6	8	.750	0	1	1	2	0	0	0	3	0	14	2.8

3-PT. FG: 1984-85 0-1, .000

WOOLRIDGE, ORLANDO

Notre Dame

#0

HT: 6-9

WT: 215

Birthdate: December 16, 1959

Drafted: 1981, 1st round (6th overall) by Atlanta

	G	GS	MIN	FG	FGA	PCT	FT	FTA	PCT	OFF	DEF	TOT	A	PF	D	ST	TO	BS	PTS	AVG
1993-94	74	1	1955	364	773	.471	208	302	.689	103	195	298	139	186	1	41	142	56	937	12.0

3-PT. FG: 1-14, .071

WRIGHT, DORELL

South Kent Prep HS (CT)

#4

HT: 6-9

WT: 205

Birthdate: Dec. 2 1985

Drafted: 2004, 1st round (19th overall) by Miami

	G	GS	MIN	FG	FGA	PCT	FT	FTA	PCT	OFF	DEF	TOT	A	PF	D	ST	TO	BS	PTS	AVG
2012-13	79	8	1783	237	599	.396	120	141	.851	42	260	302	150	98	0	62	64	35	729	9.2

3-PT. FG: 2012-13, 135-361 (.374)

WRIGHT, SHARONE

Clemson

#4

HT: 6-11

WT: 260

Birthdate: January 30, 1973

Drafted: 1994, 1st round (6th pick) by 76ers

	G	GS	MIN	FG	FGA	PCT	FT	FTA	PCT	OFF	DEF	TOT	A	PF	D	ST	TO	BS	PTS	AVG
1994-95	79	49	2044	361	776	.465	182	282	.645	191	281	472	48	246	5	37	151	104	904	11.4
1995-96	46	32	1136	183	384	.477	117	186	.629	124	175	299	27	125	2	24	81	39	483	10.5
TOTALS	125	81	3180	544	1160	.469	299	468	.639	315	456	771	75	371	7	61	232	143	1387	11.1

3-PT. FG: 1994-95 0-8; 1995-96 0-0; TOTALS 0-8, .000

WROTEN, TONY

Washington

#8

HT: 6-5

WT: 205

Birthdate: Apr. 13, 1993

Drafted: 2012, 1st round (25th overall) by Memphis

	G	GS	MIN	FG	FGA	PCT	FT	FTA	PCT	OFF	DEF	TOT	A	PF	D	ST	TO	BS	PTS	AVG
2013-14	72	16	1765	345	808	.427	209	326	.641	69	159	228	217	151	1	78	204	16	939	13.0
2014-15	30	15	895	175	434	.403	120	180	.667	22	64	86	157	72	1	48	113	8	507	16.9
2015-16	8	3	144	22	65	.338	20	37	.541	2	19	21	20	11	0	3	29	0	67	8.4
TOTALS	110	34	2804	542	1307	.415	80	347	.631	93	242	335	394	234	2	129	346	24	1513	13.8

3-PT. FG: 2013-14, 40-188 (.213); 2014-15, 37-142 (.261); 2015-16, 3-17 (.176); TOTALS 80-347 (.231)

YARDLEY III, GEORGE

Stanford

#8

HT: 6-5

WT: 195

Birthdate: Nov. 3, 1928

Drafted: 1950, by Fort Wayne

	G	GS	MIN	FG	FGA	PCT	FT	FTA	PCT	OFF	DEF	TOT	A	PF	D	ST	TO	BS	PTS	AVG
1958-59*	61	—	1839	446	1042	.428	317	407	.779	—	—	431	65	159	3	—	—	—	1209	19.8
1959-60	73	—	2402	546	1205	.453	381	467	.816	—	—	579	122	227	2	—	—	—	1473	20.2
TOTALS	134	—	4241	992	2247	.441	698	874	.799	—	—	1010	187	386	5	—	—	—	2682	20.0

PLAYOFFS

	G	GS	MIN	FG	FGA	PCT	FT	FTA	PCT	OFF	DEF	TOT	A	PF	D	ST	TO	BS	PTS	AVG
1958-59	9	—	333	83	189	.439	60	70	.857	—	—	87	21	29	0	—	—	—	226	25.1
1959-60	3	—	88	15	39	.385	10	12	.833	—	—	17	1	9	0	—	—	—	40	13.3
TOTALS	12	—	421	98	228	.430	70	82	.854	—	—	104	22	38	0	—	—	—	266	22.2

ALL-STAR GAME

	G	GS	MIN	FG	FGA	PCT	FT	FTA	PCT	OFF	DEF	TOT	A	PF	D	ST	TO	BS	PTS	AVG
1960	1	0	16	5	9	.556	1	2	.500	—	—	3	0	—	—	—	—	—	11	11.0

YATES, BARRY

Maryland

#35

HT: 6-7

WT: 215

Birthdate: Jan. 30, 1946

Drafted: 1971, 8th round (131st overall) by 76ers

	G	GS	MIN	FG	FGA	PCT	FT	FTA	PCT	OFF	DEF	TOT	A	PF	D	ST	TO	BS	PTS	AVG
1971-72	24	1	144	31	83	.373	7	11	.636	—	—	40	7	14	0	—	—	—	69	2.9

YOUNG, JAMES

Boston

#8

HT: 6-6

WT: 215

Birthdate: Aug. 19, 1995

Drafted: 2014, 1st round (17th overall) by Boston

	G	GS	MIN	FG	FGA	PCT	FT	FTA	PCT	OFF	DEF	TOT	A	PF	D	ST	TO	BS	PTS	AVG
2017-18	6	0	61	5	14	.357	4	6	.667	—	—	2	2	2	4	0	1	0	17	2.8

3-PT. FG: 2017-18, 3-10 (.300)

YOUNG, MICHAEL

Houston

#8

HT: 6-7

WT: 220

Birthdate: Jan. 2, 1961

Drafted: 1984, 1st round (24th overall) by Boston

	G	GS	MIN	FG	FGA	PCT	FT	FTA	PCT	OFF	DEF	TOT	A	PF	D	ST	TO	BS	PTS	AVG
1985-86	2	0	2	0	2	.000	0	0	.000	0	0	0	0	0	0	0	0	0	0	0.0

YOUNG, NICK

USC

#1

HT: 6-6

WT: 210

Birthdate: June 1, 1985

Drafted: 2007, 1st round (16th overall) by Washington

	G	GS	MIN	FG	FGA	PCT	FT	FTA	PCT	OFF	DEF	TOT	A	PF	D	ST	TO	BS	PTS	AVG
2012-13	59	17	1411	224	542	.413	105	128	.820	24	106	130	84	84	0	36	50	14	628	10.6

ALL-TIME ROSTER

3-PT. FG: 2012-13, 75-210 (.357)

YOUNG, SAM

Pittsburgh

#7

HT: 6-6

WT: 220

Birthdate: Jun. 1, 1985

Drafted: 2009, 2nd round (36th overall) by Memphis

	G	GS	MIN	FG	FGA	PCT	FT	FTA	PCT	OFF	DEF	TOT	A	PF	D	ST	TO	BS	PTS	AVG
2011-12	14	0	135	13	44	.295	9	14	.643	6	15	21	6	11	0	6	7	4	40	2.9
3-PT. FG: 2011-12, 5-8 (.625)																				

PLAYOFFS

	G	GS	MIN	FG	FGA	PCT	FT	FTA	PCT	OFF	DEF	TOT	A	PF	D	ST	TO	BS	PTS	AVG
2011-12	2	0	4	0	2	.000	0	0	—	0	0	0	0	0	0	0	0	0	0	0.0
3-PT. FG: 2011-12, 0-1 (.000)																				

YOUNG, THADDEUS

Georgia Tech

#21

HT: 6-8

WT: 220

Birthdate: June 21, 1988

Drafted: 2007, 1st round (12th overall) by 76ers

	G	GS	MIN	FG	FGA	PCT	FT	FTA	PCT	OFF	DEF	TOT	A	PF	D	ST	TO	BS	PTS	AVG
2007-08	74	22	1554	264	490	.539	76	103	.738	120	192	312	58	126	1	73	64	8	610	8.2
2008-09	75	71	2577	475	960	.495	139	189	.735	139	238	377	86	165	0	100	118	23	1145	15.3
2009-10	67	45	2145	382	813	.470	114	165	.691	130	220	350	97	133	0	81	126	15	926	13.8
2010-11	82	1	2135	458	847	.541	123	174	.707	153	281	434	82	170	0	90	99	26	1045	12.7
2011-12	63	1	1755	348	687	.507	111	144	.771	137	188	325	74	127	3	64	55	41	808	12.8
2012-13	76	76	2629	509	958	.531	108	188	.574	182	389	571	125	191	1	133	90	55	1127	14.8
2013-14	79	78	2718	582	1283	.454	163	229	.712	166	310	476	182	213	1	167	165	36	1417	17.9
TOTALS	516	294	15516	3018	6038	.500	834	1192	.700	1027	1818	2845	704	1125	6	708	717	204	7078	13.7

3-PT. FG: 2007-08, 6-19 (.316); 2008-09, 56-164 (.341); 2009-10, 48-138 (.348); 2010-11, 6-22 (.273); 2011-12, 1-4 (.250); 2012-13, 1-8 (.125); 2013-14, 90-292 (.308); TOTALS, 208-647 (.321)

PLAYOFFS

	G	GS	MIN	FG	FGA	PCT	FT	FTA	PCT	OFF	DEF	TOT	A	PF	D	ST	TO	BS	PTS	AVG
2007-08	6	6	160	24	50	.480	12	14	.857	15	12	27	4	7	0	7	4	0	61	10.2
2008-09	6	6	229	31	69	.449	5	6	.833	9	18	27	8	17	0	6	8	1	72	12.0
2010-11	5	0	127	25	60	.417	7	12	.583	17	12	29	4	13	0	4	7	1	57	11.4
2011-12	13	0	277	39	91	.429	22	31	.710	25	43	68	15	25	0	7	15	7	100	7.7
TOTALS	17	12	516	80	190	.444	24	32	.750	41	42	83	16	37	0	17	19	2	190	11.2

3-PT. FG: 2007-08, 1-5 (.200); 2008-09, 5-12 (.417); 2010-11, 0-1 (.000); TOTALS 6-18 (.333)



76ERS ALL-TIME ROSTER BY SCHOOL

Alabama	MICHAEL ANSLEY	Connecticut	BRUCE KUCZENSKI
Alabama	JIM FARMER	Connecticut	KEVIN OLLIE
Alabama	DERRICK McKEY	Connecticut	DONYELL MARSHALL
Albany State	CALDWELL JONES	Cornell	EDWARD PETERSON
Albany State	CHARLES JONES	Creighton	BENOIT BENJAMIN
American International	MARIO ELIE	Creighton	RODNEY BUFORD
Appalachian State	BELUS VAN SMAWLEY	Creighton	KYLE KORVER
Arizona	CONIEL NORMAN	Creighton	JUSTIN PATTON
Arizona	T.J. MCCONNELL	Croatia	TONI KUKOC
Arizona	ERIC MONEY	Davidson	FRED HETZEL
Arizona	ANDRE IGUODALA	Dayton	Chris Johnson
Arizona	JERRYD BAYLESS	Dayton	DON MAY
Arizona State	LIONEL HOLLINS	Dayton	DON SMITH
Arizona State	KURT NIMPHIUS	DePaul	BATO GOVEDARICA
Arizona State	SAM WILLIAMS	DePaul	STEVEN HUNTER
Arizona State	ISAAC AUSTIN	Detroit	EARL CURETON
Arkansas	ANDREW LANG	DePaul	TERRY CUMMINGS
Arkansas	SONNY WEEEMS	DePaul	WILSON CHANDLER
Arkansas	CORLISS WILLIAMSON	Detroit-Mercy	WILLIE GREEN
Arkansas Little Rock	JIM LAMPLEY	Drake	JEFF HALLIBURTON
Arkansas Little Rock	PETE MYERS	Drake	LEWIS LLOYD
Assumption	JAKE JONES	Duke	ALAA ABDELNABY
Auburn	CHARLES BARKLEY	Duke	ELTON BRAND
Baylor	BRIAN SKINNER	Duke	JOHNNY DAWKINS
Boston College	GERRY WARD	Duke	MIKE GMINSKI
Boston College	DANA BARROS	Duke	DAVID HENDERSON
Bowling Green	AL BIANCHI	Duke	GERALD HENDERSON
Bowling Green	ANTONIO DANIELS	Duke	ART HEYMAN
Bowling Green	RICHAUN HOLMES	Duke	ANTONIO LANG
Bradley	BARNEY CABLE	Duke	ROSHOWN McLEOD
Bradley	CHET WALKER	Duke	JAHIL OKAFOR
Bradley	MITCHELL ANDERSON	Duke	SHAVLIK RANDOLPH
Bradley	VOISE WINTERS	Duke	JJ REDICK
Bradley	HERSEY HAWKINS	Duke	JIM SPANARKEL
Bradley	ANTHONY PARKER	Duquesne	DERRICK ALSTON
Bridgeport	MANUTE BOL	Duquesne	JIM TUCKER
Brigham Young	CRAIG RAYMOND	Elon	JESSE BRANSON
Brigham Young	SHAWN BRADLEY	Evans H.S. (Orlando, FL)	DARRYL DAWKINS
Brigham Young	BRANDON DAVIES	Fairfield	DENG GAI
Bucknell	MIKE MUSCALA	F.C. Barcelona	EFTHIMIOS RENTZIAS
Cal State Fullerton	BRUCE BOWEN	Florida	VERNON MAXWELL
Cal State Long Beach	JAMES ENNIS III	Florida	MARRESE SPEIGHTS
California (Irvine)	SCOTT BROOKS	Florida	COREY BREWER
California	BOB THORNTON	Florida A&M	CLEMEN JOHNSON
California (Irvine)	DARRALL IMHOFF	Florida International	RAJA BELL
California	MARK McNAMARA	Florida State	THARON MAYES
California	KEBU STEWART	Florida State	MITCHELL WIGGINS
California	FRANCISCO ELSON	Fordham	ED CONLIN
California Fullerton	LEON WOOD	Fresno State	RON ANDERSON
California Santa Barbara	JAMES NUNNALLY	Furman	FRANK SELVEY
California Santa Barbara	BRIAN SHAW	Gardner Webb	EDDIE LEE WILKINS
California Santa Barbara	JOHN TSCHOGL	George Washington	MIKE BROWN
Canisius	LEROY CHOLLET	George Washington	JOE HOLUP
Canisius	AL MASINO	Georgetown	RAY CORLEY
Charleston (W.Va.)	GEORGE KING, JR.	Georgetown	ALLEN IVERSON
Cincinnati	CORIE BLOUNT	Georgetown	JAREN JACKSON
Cincinnati	CONNIE DIERKING	Georgetown	DIKEMBE MUTOMBO
Cincinnati	ART LONG	Georgetown	HOLLIS THOMPSON
Cincinnati	KENNY SATTERFIELD	Georgetown	HENRY SIMS
Cincinnati	GEORGE WILSON	Georgetown	DAVID WINGATE
Clemson	TREVOR BOOKER	Georgetown	GREG MONROE
Clemson	GREG BUCKNER	Georgia	JUMAINE JONES
Clemson	K.J. McDANIELS	Georgia Southern	MICHAEL CURRY
Clemson	SHARONE WRIGHT	Georgia Southern	PERRY WARBINGTON
Cleveland State	FRANKLIN EDWARDS	Georgia State	LANARD COPELAND
Colorado State	BOB RULE	Georgia Tech	MATT GEIGER
Colorado State	DALE SCHLUETER	Georgia Tech	MATT HARPRING
Colorado State	JASON SMITH	Georgia Tech	ALVIN JONES
Connecticut	TOBY KIMBALL	Georgia Tech	BRIAN OLIVER

ALL-TIME ROSTER

76ERS ALL-TIME ROSTER BY SCHOOL

Georgia Tech.....	THADDEUS YOUNG	Loyola Marymount.....	COREY GAINES
Grambling State.....	BOB HOPKINS	LSU.....	STANLEY ROBERTS
Grant Tech.....	ED LOFGRAN	LSU.....	BEN SIMMONS
Guilford.....	LLOYD (WORLD) FREE	LSU.....	JABARI SMITH
Guilford.....	BOB KAUFFMAN	Marquette.....	DARIUS JOHNSON-ODOM
Hampton.....	RICK MAHORN	Marquette.....	BERNARD TOONE
Hardin Simmons.....	HARVEY CATCHINGS	Marquette.....	JIMMY BUTLER
Hawaii.....	TREVOR RUFFIN	Marshall.....	HAL GREER
Hawaii.....	RED ROCHA	Maryland.....	BEN COLEMAN
Hofstra.....	SPEEDY CLAXTON	Maryland.....	JERRY GREENSPAN
Holy Cross.....	TOGO PALAZZI	Maryland.....	ALBERT KING
Houston.....	MICHAEL YOUNG	Maryland.....	TONY MASSENBURG
Houston.....	JONATHON SIMMONS	Maryland.....	JOE SMITH
Idaho State.....	STEVE HAYES	Maryland.....	BARRY YATES
Illinois.....	JOHN (RED) KERR	Massachusetts.....	JULIUS ERVING
Illinois.....	WALLY OSTERKON	Massachusetts.....	AL SKINNER
Illinois.....	MIKE PRICE	Memphis.....	RODNEY CARNEY
Illinois.....	DAVE SCHOLZ	Memphis.....	ADONIS THOMAS
Illinois State.....	DOUG COLLINS	Memphis.....	ELLIOT WILLIAMS
Indiana.....	CLARENCE (BUTCH) CARTER	Memphis State.....	VINCENT ASKEW
Indiana.....	DICK FARLEY	Memphis State.....	ANDRE TURNER
Indiana.....	GREG GRAHAM	Miami (Ohio).....	FRED FOSTER
Indiana.....	ALAN HENDERSON	Miami (Fla.).....	TIM JAMES
Indiana.....	GEORGE MCGINNIS	Miami (Fla.).....	JOHN SALMONS
Indiana.....	TOM VAN ARSDALE	Michigan.....	RICKEY GREEN
Iona.....	SEAN GREEN	Michigan.....	BOB HARRISON
Iona.....	JEFF RULAND	Michigan.....	SEAN HIGGINS
Iowa.....	REGGIE EVANS	Michigan.....	TIM MCCORMICK
Iowa.....	NOBLE JORGENSEN	Michigan.....	DARIUS MORRIS
Iowa.....	GREG STOKES	Michigan.....	GLENN ROBINSON III
Iowa State.....	CRAIG BRACKINS	Michigan.....	NIK STAUSKAS
Iowa State.....	JEFF GRAYER	Michigan.....	CHRIS WEBBER
Iowa State.....	JEFF HORNACEK	Michigan State.....	TERRY FURLOW
Jackson H.S. (Queens, NY).....	LLOYD DANIELS	Michigan State.....	JOHN GREEN
Kansas.....	BILL BRIDGES	Michigan State.....	ANTHONY 'PIG' MILLER
Kansas.....	WILT CHAMBERLAIN	Michigan State.....	RALPH SIMPSON
Kansas.....	JOEL EMBIID	Michigan State.....	SCOTT SKILES
Kansas.....	KEVIN PRITCHARD	Michigan State.....	ERIC SNOW
Kansas.....	THOMAS ROBINSON	Michigan State.....	JAY VINCENT
Kansas.....	REX WALTERS	Middle Tennessee State.....	WARREN KIDD
Kansas.....	WALT WESLEY	Minnesota.....	WILLIE BURTON
Kansas State.....	DICK KNOSTMAN	Minnesota.....	ARCHIE CLARK
Kansas State.....	JACOB PULLEN	Mississippi State.....	BAILEY HOWELL
Kentucky.....	JODIE MEEKS	Mississippi State.....	JEFF MALONE
Kentucky.....	NAZR MOHAMMED	Mississippi State.....	JARVIS VARNADO
Kentucky.....	NERLENS NOEL	Mississippi Valley State.....	ALFONSO FORD
Kentucky.....	DANIEL ORTON	Missouri.....	PHIL PRESSEY
Kentucky.....	ALEX POYTHRESS	Missouri.....	KAREEM RUSH
Kentucky.....	JAMES YOUNG	Mt. St. Mary's.....	FRED CARTER
Kings College (Del.).....	GEORGE DEMPSEY	Murray State.....	ISAIAH CANAAN
La Salle.....	JOE BRYANT	Nebraska.....	DAVE HOPPEN
La Salle.....	LARRY CANNON	Nevada.....	JA'VALE MCGEE
La Salle.....	KEN DURRETT	Nevada Las Vegas.....	ARMON GILLIAM
La Salle.....	DOUG OVERTON	Nevada Las Vegas.....	CHRISTIAN WOOD
La Salle.....	STEVEN SMITH	Nevada Southern.....	JOHN Q. TRAPP
Lamar.....	ADRIAN CALDWELL	New Mexico.....	DREW GORDON
LeMoyné.....	DON SAVAGE	New Mexico.....	KENNY THOMAS
Long Beach State.....	LUCIOUS HARRIS	New Mexico State.....	STEVE COLTER
Long Beach State.....	Casper Ware	New Orleans.....	RONNIE GRANDISON
Long Island University.....	LUTHER GREEN	New Orleans.....	TONY HARRIS
Louisville.....	FOREST ABLE	New York U.....	JAMES BRASCO
Louisville.....	JEROME HARMON	New York U.....	CAL RAMSEY
Louisville.....	BOB LOCHMUELLER	New York University.....	DOLPH SCHAYES
Louisville.....	KENNY PAYNE	Niagara.....	LARRY COSTELLO
Louisville.....	DEREK SMITH	Niagara.....	MANNY LEAKS
Louisiana (Lafayette).....	SHAWN LONG	None.....	AL CERVI
Loyola (Chicago).....	ED EARLE	None.....	JOE GRABOSKI
Loyola (Chicago).....	MIKE NOVAK	None.....	GEORGE RATKOVICZ
Loyola (La.).....	LEROY CHOLLET	None.....	CONNIE SIMMONS



76ERS ALL-TIME ROSTER BY SCHOOL

North Carolina.....	BILLY CUNNINGHAM	St. Joseph's.....	MIKE BANTOM
North Carolina.....	BOBBY JONES	St. Joseph's.....	STEVE COURTIN
North Carolina.....	TOM KEARNS	St. Joseph's.....	MATT GUOKAS
North Carolina.....	GEORGE LYNCH	St. Louis.....	LARRY HUGHES
North Carolina.....	BOB McADOO	St. Mary's (TX).....	ROBERT REID
North Carolina.....	JAMES MICHAEL McADOO	San Diego State.....	MICHAEL CAGE
North Carolina.....	KENDALL MARSHALL	San Diego State.....	MALCOLM THOMAS
North Carolina.....	ERIC MONTROSS	San Francisco.....	ED LOFRAN
North Carolina.....	LEE SHAFFER II	San Francisco.....	MARLON REDMOND
North Carolina.....	JERRY STACKHOUSE	San Francisco.....	FREDDIE SCOLARI
North Carolina.....	SCOTT WILLIAMS	Santa Clara.....	DENNIS AWREY
North Carolina State.....	LORENZO BROWN	Santa Clara.....	BUD OGDEN
North Carolina State.....	CHARLES SHACKLEFORD	Seattle.....	CLINT RICHARDSON
Northeastern.....	PERRY MOSS	Seton Hall.....	MARK BRYANT
Northern Illinois.....	XAVIER SILAS	Seton Hall.....	SAMUEL DALEMBERT
Notre Dame.....	ELMER BENNETT	Seton Hall.....	JOHNNY MACKNOWSKI
Notre Dame.....	RAY CORLEY	Slovenia.....	GLENN MOSLEY
Notre Dame.....	DEMETRIUS JACKSON	SMU.....	PRIMOZ BREZEC
Notre Dame.....	MONTY WILLIAMS	South Alabama.....	SHAKE WILLIAMS
Notre Dame.....	ORLANDO WOOLRIDGE	South Alabama.....	TERRY CATLEDGE
Okaloosa-Walton CC.....	KEDRICK BROWN	South Alabama.....	DEXTER SHOUE
Ohio State.....	JIMMY JACKSON	South Carolina.....	MIKE DUNLEAVY
Ohio State.....	Byron Mullens	South Gwinnett HS.....	LOUIS WILLIAMS
Ohio State.....	JOE ROBERTS	Southern California.....	JOHN BLOCK
Ohio State.....	DAVE SORENSON	Southern California.....	SAM CLANCY
Ohio State.....	EVAN TURNER	Southern California.....	DEWAYNE DEDMON
Ohio State.....	HERB WILLIAMS	Southern California.....	ALEX HANNUM
Oklahoma.....	HARVEY GRANT	Southern California.....	CLIFF ROBINSON
Oklahoma State.....	JAMES ANDERSON	Southern California.....	NIK VUCEVIC
Oklahoma State.....	RICHARD DUMAS	Southern Mississippi.....	JOE COURTNEY
Oklahoma State.....	THOMAS JORDAN	Southern Mississippi.....	CLARENCE WEATHERSPOON
Oklahoma State.....	IVAN MCFARLIN	Southwest Louisiana.....	ANDREW TONEY
Old Dominion.....	WILSON WASHINGTON	Stanford.....	PAUL NEUMANN
Oral Roberts.....	GREG SUTTON	Stanford.....	GEORGE YARDLEY III
Oregon.....	JIM BARNETT	Stanford.....	CHASSON RANDLE
Oregon State.....	FRED BOYD	Syracuse.....	DAMONE BROWN
Oregon State.....	MEL COUNTS	Syracuse.....	MICHAEL CARTER-WILLIAMS
Oregon State.....	DAVE GAMBEE	Syracuse.....	DERRICK COLEMAN
Oregon State.....	SWEDE HALBROOK	Syracuse.....	BILLY GABOR
Oregon State.....	RED ROCHA	Syracuse.....	JERAMI GRANT
Pan American.....	LUKE JACKSON	Syracuse.....	BILLY OWENS
Pennsylvania.....	ERNIE BECK	Syracuse.....	LEO RAUTINS
Pennsylvania.....	IRA BOWMAN	Temple.....	LAVOY ALLEN
Pennsylvania.....	DAVE WOHL	Temple.....	JERRY BASKERVILLE
Penn State.....	CALVIN BOOTH	Temple.....	WILLIAM CUNNINGHAM
Penn State.....	TIM FRAZIER	Temple.....	MARC JACKSON
Penn State.....	BOB WEISS	Temple.....	OLLIE JOHNSON
Petersburg H.S. (VA).....	MOSES MALONE	Temple.....	AARON McKIE
Pittsburgh.....	VONTEEGO CUMMINGS	Temple.....	TIM PERRY
Pittsburgh.....	SAM YOUNG	Tennessee.....	JUAN 'PEPE' SANCHEZ
Purdue.....	CARL LANDRY	Tennessee.....	REGGIE JOHNSON
Purdue.....	GLENN ROBINSON	Tennessee.....	TOBIAS HARRIS
Purdue.....	JIM ROWINSKI	Tennessee State.....	DICK BARNETT
Redcliffe H.S., Australia.....	MARK BRADTKE	Tennessee State.....	ROBERT COVINGTON
Richmond.....	JUSTIN HARPER	Tennessee State.....	MONTI DAVIS
Rutgers.....	ROY HINSON	Tennessee State.....	Ted McCLAIN
Russia.....	ALEXEY SHVED	Tennessee State.....	PORTER MERIWETHER
St. Bonaventure.....	FRED CRAWFORD	Tennessee State.....	BEN WARLEY
St. Bonaventure.....	BILLY KENVILLE	Tennessee Tech.....	RON FILIPEK
St. John's (N.Y.).....	GERRY CALABRESE	Tennessee-Chattanooga.....	RUSS SCHOENE
St. John's (N.Y.).....	LEROY ELLIS	Texas.....	JAMES THOMAS
St. John's (N.Y.).....	ZENDON HAMILTON	Texas.....	LA SALLE THOMPSON
St. John's (N.Y.).....	GEORGE JOHNSON	Texas.....	B.J. (BRANDON JOE) TYLER
St. John's (N.Y.).....	SHELTON JONES	Texas.....	ROYAL IVEY
St. John's (N.Y.).....	FUZZY LEVANE	Texas Christian (TCU).....	LEE NAILON
St. John's (N.Y.).....	KEVIN LOUGHERY	Texas Tech.....	TONY BATTIE
St. John's (N.Y.).....	JakARR SAMPSON	Texas Tech.....	MARK DAVIS
St. John's (N.Y.).....	JAYSON WILLIAMS	Texas Tech.....	ZHAIRE SMITH
St. Joseph's.....	CLIFF ANDERSON	Toledo.....	LARRY JONES

ALL-TIME ROSTER

76ERS ALL-TIME ROSTER BY SCHOOL

Toledo.....	STEVE MIX	Wright State	BILL EDWARDS
Toledo.....	JIM RAY	Wyoming	JOSH DAVIS
Toledo.....	PAUL SEYMOUR	Wyoming	ERIC LECKNER
Toledo.....	CASEY SHAW	Wyoming.....	THEO RATLIFF
Trenton State.....	GREG GRANT	Xavier (Ohio).....	TYRONE HILL
Tulane.....	JERALD HONEYCUTT	Xavier (Ohio).....	LUTHER RACKLEY
Tulane.....	PAUL THOMPSON		
Tulsa.....	MICHAEL RUFFIN		
Turkey.....	FURKAN ALDEMIR		
UCLA.....	MATT BARNES		
UCLA.....	HENRY BIBBY		
UCLA.....	LARRY DREW II		
UCLA.....	JRUE HOLIDAY		
UCLA.....	JASON KAPONO		
UCLA.....	DON MacLEAN		
UCLA.....	LUC MBAH A MOUTE		
UCLA.....	TREVOR WILSON		
UCLA.....	JONAH BOLDEN		
UNLV.....	LOUIS AMUNDSON		
Utah.....	JERRY CHAMBERS		
Utah.....	TOM CHAMBERS		
Utah.....	ANDRE MILLER		
Utah.....	KEITH VAN HORN		
Utah.....	DANNY VRANES		
Utah State.....	SHALER HALIMON		
Vanderbilt.....	ROD FREEMAN		
Vanderbilt.....	CLYDE LEE		
Villanova.....	MICHAEL BRADLEY		
Villanova.....	LARRY HENNESSY		
Villanova.....	WALI JONES		
Villanova.....	BILLY MELCHIONNI		
Villanova.....	ED PINCKNEY		
Villanova.....	BOB SCHAFFER		
Villanova.....	TIM THOMAS		
Villanova.....	JIM WASHINGTON		
Villanova.....	HUBIE WHITE		
Virginia.....	MARC IAVARONI		
Virginia.....	JUSTIN ANDERSON		
Virginia.....	MIKE SCOTT		
Virginia Commonwealth.....	GERALD HENDERSON		
Virginia Commonwealth.....	ERIC MAYNOR		
Virginia Tech.....	ALLAN BRISTOW		
Wake Forest.....	LEN CHAPPELL		
Wake Forest.....	KENNY GREEN		
Wake Forest.....	RODNEY ROGERS		
Wake Forest.....	ISH SMITH		
Wake Forest.....	DARIUS SONGAILA		
Washington.....	MARKELLE FULTZ		
Washington.....	SPENCER HAWES		
Washington.....	BOBBY JONES		
Washington.....	TODD MacCULLOCH		
Washington.....	CHRIS WELP		
Washington.....	TONY WROTEN		
Washington State.....	MARK HENDRICKSON		
West Texas State.....	MAURICE CHEEKS		
West Virginia State.....	EARL LLOYD		
West Virginia Tech.....	SEDALE THREATT		
Westminster.....	NOBLE JORGENSEN		
Western Carolina.....	FRANKIE KING		
Western Kentucky.....	FOREST ABLE		
Western Kentucky.....	BOB LAVOY		
Western Kentucky.....	CHUCK OSBORNE		
Wheeling Jesuit University.....	HAYWOOD HIGHSMITH		
Wichita State.....	NATE BOWMAN		
Wichita State.....	LANDRY SHAMET		
Winston Salem.....	JIM REID		
Wisconsin.....	AL HENRY		
Wisconsin.....	WES MATTHEWS		
Wofford.....	JIM NEAL		



76ERS ALL-TIME ALPHABETICAL ROSTER

A		C		Elie, Mario		1	1990-91	
Abdelnaby, Alaa	1	1994-95	Cable, Barney	2	1959-61	Ellis, Leroy	4	1972-76
Able, Forest	1	1956-57	Cage, Michael	1	1996-97	Elson, Francisco		2009-10
Aldemir, Furkan	1	2014-15	Calabrese, Gerry	2	1950-52			2011-12
Allen, Lavoy	3	2011-14	Caldwell, Adrian	1	1996-97	Embiid, Joel	3	2016-19
Alston, Derrick	2	1994-96	Canaan, Isaiah	2	2014-16	Ennis III, James	1	2018-19
Armundson, Louis	2	2006-08	Cannon, Larry	1	1973-74	Erving, Julius	11	1976-87
Anderson, Cliff	1	1970-71	Carney, Rodney	3	2006-08	Evans, Reggie	2	2007-09
Anderson, Mitchell	1	1982-83			2009-10			
Anderson, James	1	2013-14	Carter, Clarence (Butch)	1	1985-86	F		
Anderson, Justin	2	2016-18	Carter, Fred	6	1971-77	Farley, Dick	2	1954-56
Anderson, Ron	5	1988-93	Carter-Williams, Michael	2	2013-15	Farmer, Jim	1	1990-91
Ansley, Michael	1	1991-92	Catchings, Harvey	5	1974-79	Filipek, Ron	1	1967-68
Askew, Vincent	1	1987-88	Catledge, Terry	1	1985-86	Ford, Alfonso	1	1994-95
Austin, Isaac	1	1993-94	Cervi, Al	4	1949-53	Foster, Fred	2	1970-72
Awtrey, Dennis	3	1970-73	Chamberlain, Wilt	4	1964-68	Frazier, Tim	1	2014-15
			Chambers, Tom	1	1997-98	Free, Lloyd (World)	4	1975-78,
			Chandler, Wilson	1	2018-19	1986-87		
B			Chappell, Len	2	1962-64	Freeman, Rod	1	1973-74
Bantom, Mike	1	1981-82	Cheeks, Maurice	11	1978-89	Fultz, Markelle	2	2017-19
Barkley, Charles	8	1984-92	Chollet, Leroy	2	1949-51	Furlow, Terry	1	1976-77
Barnes, Matt	2	2004-06	Clark, Archie	4	1968-72			
Barnett, Dick	2	1959-61	Claxton, Speedy	1	2001-02	G		
Barnett, Jim	1	1976-77	Coleman, Ben	2	1987-89	Gabor, Billy	6	1949-55
Barros, Dana	2	1993-95	Coleman, Derrick	6	1995-98,	Gai, Deng	1	2005-06
Baskerville, Jerry	1	1975-76			2001-04,	Gaines, Corey	2	1989-90,
Battie, Tony	2	2010-12	Collins, Doug	8	1973-81	1994-95		
Bayless, Jerry	2	2016-18	Colter, Steve	2	1986-88	Gambee, Dave	7	1960-67
Beck, Ernie	1	1960-61	Conlin, Ed	4	1955-59	Geiger, Matt	4	1998-02
Belinelli, Marco	1	2017-18	Copeland, Lanard	1	1989-90	Gilliam, Armen	3	1990-93
Bell, Raja	2	2000-02	Corley, Ray	1	1949-50	Giricek, Gordan	1	2007-08
Benjamin, Benoist	2	1997-99	Costello, Larry	10	1957-67	Gminski, Mike	4	1987-91
Bennett, Elmer	1	1995-96	Courts, Mel	1	1972-73	Gordon, Drew	1	2014-15
Bianchi, Al	10	1956-66	Courtin, Steve	1	1964-65	Govedarcia, Bato	1	1953-54
Bibby, Henry	4	1976-80	Courtney, Joe	1	1996-97	Graboski, Joe	1	1961-62
Block, John	1	1972-73	Covington, Robert	5	2014-19	Graham, Greg	3	1993-96
Blount, Corie	1	2001-02	Crawford, Fred	1	1970-71	Grant, Greg	3	1991-93,
Bol, Manute	4	1990-94	Cummings, Terry	1	1997-98	1995-96		
Bolden, Jonah	1	2018-19	Cumming, Vonteego	1	2001-02	Grant, Harvey	1	1998-99
Booker, Trevor	1	2017-18	Cunningham, Billy	9	1965-72,	Grant, Jerami	3	2014-17
Booth, Calvin	1	2007-08			1974-76	Grayer, Jeff	1	1994-95
Bowen, Bruce	1	1999-00	Cunningham, William	1	1997-98	Green, John	2	1967-69
Bowman, Ira	2	1999-00,	Cureton, Earl	3	1980-83	Green, Kenny	2	1985-87
		2001-02	Curry, Michael	1	1993-94	Green, Luther	1	1972-73
Boyd, Fred	4	1972-76				Green, Rickey	1	1990-91
Brackins, Craig	2	2010-12	D			Green, Sean	1	1993-94
Bradley, Michael	2	2004-06	Dalembert, Samuel	8	2001-10	Green, Willie	7	2003-10
Bradley, Shawn	3	1993-96	Daniels, Antonio	1	2010-11	Greenspan, Jerry	2	1963-64
Bradtko, Mark	1	1996-97	Daniels, Lloyd	1	1994-95	Greer, Hal	15	1958-73
Brand, Elton	5	2008-12	Davies, Brandon	2	2013-15	Guokas, Matt	5	1966-71
		2015-16	Davis, Josh	1	2004-05			
Branson, Jesse	1	1965-66	Davis, Mark	2	1996-98	H		
Brasco, James	1	1952-53	Davis, Monti	1	1980-81	Halbrook, Swede	2	1960-62
Brezec, Primoz	1	2009-10	Dawkins, Darryl	7	1975-82	Halimou, Shaler	1	1968-69
Brewer, Corey	1	2018-19	Dawkins, Johnny	5	1989-94	Halliburton, Jeff	1	1972-73
Bridges, Bill	2	1971-73	Dedmon, Dewayne	1	2013-14	Hamilton, Zendon	1	2003-04
Bristow, Allan	2	1973-75	Dempsey, George	1	1958-59	Hannum, Alex	2	1949-51
Brooks, Scott	2	1988-90	Dierking, Connie	5	1958-60,	Harmon, Jerome	1	1994-95
Brown, Damone	1	2001-02			1963-65,	Harper, Justin	1	2016-17
Brown, Lorenzo	1	2013-14	Drew II, Larry	2	2014-15,	Harpring, Matt	1	2001-02
Brown, Kedrick	1	2004-05			2017-18	Harris, Tobias	1	2018-19
Brown, Kwame	2	2012-14	Dumas, Richard	1	1995-96	Harris, Tony	1	1990-91
Brown, Mike	1	1995-96	Dunleavy, Mike	2	1976-78	Harrison, Bob	2	1956-58
Bryant, Joe	4	1975-79	Durrett, Ken	1	1974-75	Hawes, Spencer	4	2010-14
Bryant, Mark	1	2002-03				Hawkins, Hersey	5	1988-93
Buckner, Greg	2	2002-04	E			Hayes, Steve	1	1984-85
Burford, Rodney	1	2000-01	Earle, Ed	1	1953-54	Henderson, Alan	1	2006-07
Burton, Willie	1	1994-95	Edwards, Bill	1	1993-94	Henderson, David	1	1987-88
Butler, Jimmy	1	2018-19	Edwards, Franklin	3	1981-84	Henderson, Gerald	2	1987-89

ALL-TIME ROSTER

76ERS ALL-TIME ALPHABETICAL ROSTER

Henderson, Gerald	1	2016-17	Kerr, John (Red)	11	1954-65	McLeod, Roshown	1	2000-01
Hendrickson, Mark	1	1996-97	Kidd, Warren	1	1993-94	McNamara, Mark	3	1982-83, 1986-88
Hennessy, Larry	1	1956-57	Kimball, Toby	1	1973-74	Meeks, Jodie	2	2009-11
Henry, Al	2	1970-72	King, Albert	1	1987-88	Melchionni, Billy	2	1966-68
Hetzell, Fred	1	1969-70	King, Frankie	1	1996-97	Meriwether, Porter	1	1962-63
Heyman, Art	1	1965-66	King, George Jr.	5	1951-56	Miller, Andre	3	2006-09
Higgins, Sean	1	1995-96	Knostman, Dick	1	1953-54	Miller, Anthony	1	2000-01
Highsmith, Haywood	1	2018-19	Korver, Kyle	5	2003-07	Milton, Shake	1	2018-19
Hill, Tyrone	4	1998-01, 2002-03	Korkmaz, Furkan	2	2017-19	Mix, Steve	9	1973-82
			Kuczenski, Bruce	1	1983-84	Mohammed, Nazr	3	1998-01
Hinson, Roy	2	1986-88	Kukoc, Toni	2	1999-01	Money, Eric	2	1978-80
Holiday, Justin	1	2012-13				Monroe, Greg	1	2018-19
Holiday, Jrue	4	2009-13	L			Montross, Eric	1	1997-98
Hollins, Lionel	3	1979-82	Lampley, Jim	1	1986-87	Morris, Darius	1	2013-14
Holmes, Richaun	3	2015-18	Landry, Carl	1	2015-16	Moultrie, Arnett	2	2012-14
Holup, Joe	2	1956-58	Lang, Andrew	1	1992-93	Mossley, Glenn	1	1977-78
Honeycutt, Jerold	1	1998-99	Lang, Antonio	1	1999-00	Moss, Perry	1	1985-86
Hopkins, Bob	4	1956-60	Lavoy, Bob	1	1953-54	Mullens, Byron	1	2013-14
Hoppen, Dave	2	1990-92	Leaks, Manny	1	1972-73	Muscala, Mike	1	2018-19
Hornacek, Jeff	2	1992-94	Leckner, Eric	1	1993-94	Mutombo, Dikembe	2	2000-02
Howell, Bailey	1	1970-71	Lee, Clyde	2	1974-76	Myers, Pete	1	1988-89
Hughes, Larry	2	1998-00	Lee, Malcolm	1	2014-15			
Hunter, Steven	2	2005-07	Levane, Fuzzy	1	1949-50			
			Lloyd, Earl	6	1952-58	N		
I			Lloyd, Lewis	1	1989-90	Nailon, Lee	1	2005-06
Iavaroni, Marc	3	1982-85	Lochmueller, Bob	1	1952-53	Neal, Jim	1	1953-54
Iguodala, Andre	8	2004-12	Loftgran, Ed	1	1950-51	Neumann, Paul	4	1961-65
Ilyasova, Ersan	2	2016-17, 2017-18	Long, Art	1	2002-03	Nimphius, Kurt	1	1989-90
			Long, Shawn	1	2016-17	Nocioni, Andres	1	2010-11
Imhoff, Darrall	2	1968-70	Loughery, Kevin	2	1971-73	Noel, Nerlens	4	2013-17
Iverson, Allen	12	1996-07, 2009-10	Luwawu-Cabarrot, Timothe	2	2016-18	Norman, Coniel	2	1974-76
			Lynch, George	3	1998-01	Novak, Mike	1	1953-54
Ivey, Royal	3	2008-10, 2012-13				Nunnally, James	1	2013-14
			M			O		
J			MacCulloch, Todd	4	1999-01, 2002-04	Ogden, Bud	2	1969-71
Jackson, Demetrius	2	2017-19	Mack, Shelvin	1	2012-13	Okafor, Jahliil	3	2015-18
Jackson, Jaren	1	1994-95	Macknowski, Johnny	2	1949-51	Oliver, Brian	2	1990-92
Jackson, Jimmy	1	1997-98	MacLean, Don	1	1996-97	Ollie, Kevin	6	1999-01, 2004-08
Jackson, Luke	8	1964-72	Mahorn, Rick	3	1989-91, 1998-99	Orton, Daniel	1	2013-14
Jackson, Marc	2	2003-05	Malone, Jeff	3	1993-96	Osborne, Chuck	1	1961-62
James, Tim	1	2001-02	Malone, Moses	5	1982-86, 1993-94	Osterkon, Wally	4	1951-55
Jenkins, Charles	1	2012-13	Marjanovic, Boban	1	2018-19	Overton, Doug	3	1996-99
Johnson, Amir	2	2017-19	Marshall, Donyell	1	2008-09	Owens, Billy	1	1999-00
Johnson, Chris	1	2014-15	Marshall, Kendall	1	2015-16			
Johnson, Clemon	4	1982-86	Masino, Al	1	1953-54	P		
Johnson, George	1	1984-85	Massenburg, Tony	1	1995-96	Palazzi, Togo	4	1956-60
Johnson, Ollie	2	1980-82	Matthews, Wes	1	1983-84	Pargo, Jeremy	1	2012-13
Johnson, Reggie	1	1982-83	Maxwell, Vernon	2	1995-96, 2000-01	Parker, Anthony	2	1997-99
Johnson-Odom, Darius	1	2013-14	May, Don	2	1972-74	Patton, Justin	1	2018-19
Jones, Alvin	1	2001-02	Mayes, Tharon	1	1991-92	Payne, Kenny	4	1989-93
Jones, Bobby	8	1978-86	Maynor, Eric	1	2013-14	Perry, Tim	4	1992-96
Jones, Bobby	1	2006-07	Mbah a Moute, Luc	1	2014-15	Peterson, Edward	2	1949-51
Jones, Caldwell	6	1976-82	McAdoo, Bob	1	1985-86	Pinckney, Ed	1	1995-96
Jones, Charles	1	1983-84	McAdoo, James Michael	1	2017-18	Poythress, Alex	1	2016-17
Jones, Charles	1	1983-84	McCaskill, Amal	1	2003-04	Pressey, Phil	1	2015-16
Jones, Jake	1	1971-72	McClain, Ted	1	1977-78	Price, Mike	1	1972-73
Jones, Jermaine	2	1999-01	McConnell, T.J.	4	2015-19	Pritchard, Kevin	1	1994-95
Jones, Larry	2	1964-65, 1973-74	McCormick, Tim	2	1986-88	Pullen, Jacob	1	2017-18
Jones, Shelton	1	1988-89	McDaniels, K.J.	1	2014-15			
Jones, Wali	7	1965-71, 1975-76	McFarlin, Ivan	1	2006-07	Q, R		
Jordan, Thomas	1	1992-93	McGee, JaVale	1	2014-15	Rackley, Luther	1	1973-74
Jorgensen, Noble	3	1950-53	McGinnis, George	3	1975-78	Ramsey, Cal	1	1960-61
			McKey, Derrick	1	2001-02	Randle, Chassen	1	2016-17
K			McKie, Aaron	8	1997-05	Randolph, Shavlik	3	2005-08
Kapono, Jason	2	2009-11				Ratkovicz, George	3	1949-52
Kearns, Tom	1	1958-59				Ratliff, Theo	4	1997-01
Kenville, Billy	3	1953-56						



76ERS ALL-TIME ALPHABETICAL ROSTER

Rautins, Leo	1	1983-84	Smith, Joe	1	1997-98,	Wilkins, Damien	1	2012-13
Ray, Jim	2	1956-57,			2006-07	Wilson, George	2	1968-70
		1959-60	Smith, Steven	1	2006-07	Wilson, Trevor	1	1995-96
Raymond, Craig	1	1968-69	Smith, Zhair	1	2018-19	Wingate, David	3	1986-89
Redmond, Marlon	1	1978-79	Snow, Eric	7	1997-04	Winters, Voise	1	1985-86
Redick, JJ	2	2017-19	Songaila, Darius	1	2010-11	Wohl, Dave	1	1971-72
Reid, Jim	1	1967-68	Sorenson, Dave	1	1972-73	Wood, Christian	1	2015-16
Reid, Robert	1	1990-91	Spanarkel, Jim	1	1979-80	Wood, Leon	2	1984-86
Rentzias, Efthimos	1	2002-03	Speights, Marreese	3	2008-10	Woolridge, Orlando	1	1993-94
Richardson, Clint	6	1979-85	Splitter, Tiago	1	2016-17	Wright, Dorell	1	2012-13
Richardson, Jason	3	2012-15	Stackhouse, Jerry	3	1995-98	Wright, Sharone	2	1994-96
Roberts, Joe	3	1960-63	Stauskas, Nik	3	2015-18	Wroten, Tony	3	2013-16
Roberts, Stanley	1	1999-00	Stewart, Kebu	1	1997-98			
Robinson, Cliff	3	1986-89	Stokes, Greg	1	1985-86			
Robinson, Glenn	1	2003-04	Sutton, Greg	1	1995-96			
Robinson III, Glenn	1	2014-15						
Robinson, Thomas	1	2013-15						
Rocha, Red	4	1951-53,	T					
		1954-56	Thomas, Adonis	1	2013-14	X, Y, Z		
Rodriguez, Sergio	1	2016-17	Thomas, James	1	2005-06	Yardley III, George	2	1958-60
Rogers, Rodney	1	2004-05	Thomas, Kenny	3	2002-05	Yates, Barry	1	1971-72
Rowinski, Jim	1	1988-89	Thomas, Malcolm	1	2014-15	Young, James	1	2017-18
Ruffin, Michael	1	2001-02	Thomas, Tim	2	1997-99	Young, Michael	1	1985-86
Ruffin, Trevor	1	1995-96	Thompson, Hollis	4	2014-17	Young, Nick	1	2012-13
Ruland, Jeff	2	1986-87,	Thompson, Paul	1	1985-86	Young, Thaddeus	6	2007-14
		1991-92	Thompson, La Salle	1	1995-96			
Rule, Bob	2	1971-73	Thornton, Bob	3	1987-90			
Rush, Kareem	1	2008-09	Threatt, Sedale	4	1983-87			
			Toney, Andrew	8	1980-88			
S			Toone, Bernard	1	1979-80			
Salmons, John	4	2002-06	Trapp, John Q.	1	1972-73			
Sampson, JaKarr	2	2014-16	Tschogl, John	1	1974-75			
Sanchez, Juan (Pepe)	1	2000-01	Tucker, Jim	3	1954-57			
Sarić, Dario	3	2016-19	Turner, Andre	1	1990-91			
Satterfield, Kenny	1	2002-03	Turner, Evan	4	2011-14			
Savage, Don	2	1951-52,	Tyler, B.J.	1	1994-95			
		1956-57						
Schafer, Bob	2	1955-57	U, V					
Schayes, Dolph	16	1948-64	Van Arsdale, Tom	3	1972-75			
Schlueter, Dale	1	1972-73	Van Horn, Keith	1	2002-03			
Schoene, Russ	1	1982-83	Varnado, Jarvis	1	2013-14			
Scholz, Dave	1	1969-70	Vincent, Jay	1	1989-90			
Scolari, Freddie	1	1950-51	Vranes, Danny	2	1986-88			
Scott, Mike	1	2018-19						
Selvy, Frank	1	1959-60	W					
Seymour, Paul	13	1947-60	Walker, Chet	7	1962-69			
Shackelford, Charles	2	1991-93	Walters, Rex	3	1995-98			
Shaffer II, Lee	3	1961-64	Warbington, Perry	1	1974-75			
Shamet, Landry	1	2018-19	Ward, Gerry	1	1965-66			
Shaw, Brian	1	1997-98	Ware, Casper	1	2013-14			
Shaw, Casey	1	1998-99	Warley, Ben	4	1962-66			
Shouse, Dexter	1	1989-90	Washington, Jim	3	1969-72			
Shved, Alexey	1	2014-15	Washington, Wilson	1	1977-78			
Simmons, Ben	2	2017-19	Wayns, Maalik	1	2012-13			
Simmons, Connie	1	1954-55	Weatherspoon, Clarence	6	1992-98			
Simmons, Jonathon	1	2018-19	Webber, Chris	3	2004-07			
Simpson, Ralph	1	1978-79	Weems, Sonny	1	2015-16			
Sims, Henry	2	2013-15	Weiss, Bob	2	1965-67			
Skiles, Scott	1	1995-96	Welp, Chris	2	1987-89			
Skinner, Al	2	1978-80	Wesley, Walt	1	1974-75			
Skinner, Brian	2	2002-03,	White, Hubie	1	1963-64			
		2004-05	Wiggins, Mitchell	1	1991-92			
Smawley, Belus Van	1	1950-51	Wilkins, Eddie Lee	1	1992-93			
Smith, Derek	2	1988-90	Williams, Elliot	1	2013-14			
Smith, Don	1	1974-75	Williams, Jayson	2	1990-92			
Smith, Ish	2	2014-15	Williams, Lou	5	2005-10			
		2015-16	Williams, Monty	2	2002-04			
Smith, Jabari	1	2001-02	Williams, Sam	2	1983-85			
Smith, Jason	3	2007-10	Williams, Scott	5	1994-99			
			Williamson, Corliss	1	2004-05			

