


GOLDEN STATE WARRIORS
2016-17 MEDIA GUIDE



PRESENTED BY
KAISER PERMANENTE.




Industry Leaders

- ✓ 20 of the 20 Top Banks
- ✓ 20 of the 20 Top Telcos
- ✓ 20 of the 20 Top Retailers
- ✓ 20 of the 20 Top Pharmas
- ✓ 20 of the 20 Top Insurers

Get Better Results

ORACLE®

oracle.com/industries
or call 1.800.ORACLE.1



Considered one of the best centers to ever play the game of basketball, and a member of the Warriors organization for more than four decades as both a player and a community relations ambassador, Nate Thurmond passed away on July 16, 2016, in San Francisco at the age of 74 after a short battle with leukemia.

Thurmond was inducted into the Naismith Memorial Basketball Hall of Fame in 1985 and was voted one of the 50 Greatest Players in NBA history in 1996. A seven-time NBA All-Star, he earned NBA All-Defensive First or Second Team accolades five times. His Warriors jersey #42 was retired on March 8, 1978, one of six players to have his number retired by the Warriors along with Alvin Attles (#16), Rick Barry (#24), Wilt Chamberlain (#13), Tom Meschery (#14) and Chris Mullin (#17).

Over a 14 year NBA career – the first 11 of which were played with the San Francisco and Golden State Warriors – Thurmond held averages of 15.0 points and 15.0 rebounds per game, including averaging 20.5 points and 22.0 rebounds during the 1967-68 campaign to join Wilt Chamberlain as the only Warriors to post at least 20 points and 20 boards in a single season. "Big Nate," who was selected third overall by the San Francisco Warriors in the 1963 NBA Draft following his collegiate career at Bowling Green, remains the franchise's all-time leader in rebounds (12,771) and minutes played (30,729). Thurmond became the first player to record an official quadruple-double, tallying 22 points, 14 rebounds, 13 assists and 12 blocks as a member of the Chicago Bulls against the Atlanta Hawks on October 18, 1974.

Following his illustrious NBA playing career, Thurmond returned to San Francisco, where he and his wife, Marci, made their home. In addition to spending more than 30 years as a valued asset to the Warriors' community relations department, Thurmond was the longtime co-owner of "Big Nate's Barbecue" restaurant in The City.

The Warriors organization is deeply saddened by Thurmond's passing, and the team will wear a #42 patch on their uniforms for every game this season in honor of the all-time great.

TABLE OF CONTENTS



WARRIORS OWNERSHIP
PAGE 4



WARRIORS STAFF
PAGE 9



THE PLAYERS
PAGE 35

WARRIORS OWNERSHIP

Joe Lacob 4
 Peter Guber 6
 Executive Board 8

WARRIORS STAFF

Basketball Operations 10
 Business Operations 21

THE PLAYERS

Ian Clark 36
 Stephen Curry 38
 Kevin Durant 50
 Draymond Green 56
 Andre Iguodala 62
 Damian Jones 68
 Shaun Livingston 70
 Kevon Looney 74
 James Michael McAdoo 76
 Patrick McCaw 78
 Zaza Pachulia 80
 Klay Thompson 84
 Anderson Varejao 90
 David West 94
 Training Camp Invitees 100
 Warriors Roster 110

2015-16 SEASON REVIEW

Final Statistics 112
 Single-Game Averages/Highs 113
 Home/Road Statistics 114
 Wins/Losses Statistics 115
 Game-by-Game Results 116
 Warriors' Game-by-Game Statistics 118
 Opponents' Game-by-Game Statistics 120
 Highs and Lows 122
 Warriors Individual Season-Highs 124
 Miscellaneous Statistics 125
 Starting Lineups & Injuries 126

ALL-TIME RECORDS

Wilt Chamberlain's 100-Point Game 128
 All-Time Yearly Results 129
 Head Coaches Year-by-Year 130
 Coaching Records 131
 All-Time Streaks 132
 Home-Road Streaks 133
 Yearly Overall Team Statistics 134
 Yearly Overall Opponents' Statistics 136
 Record by Month 138
 Highest/Lowest Scoring Games 139
 All-Time Career Leaders 140
 Top-10 Season Leaders 142
 Top Season Performances 144
 Warriors/Opponents Top Single-Game Scoring Performances 145
 Team Records 146
 Individual Records 148
 Opponents' Team Records 150
 Opponents' Individual Records 152
 Players Of The Week/Month & All-Star Participants 154
 NBA Award Winners 155
 Ranked In NBA's Top 10 156
 Miscellaneous Statistics 158
 Margins of Victory & Overtime Records 159
 The Last Time 160

ALL-TIME PLAYOFF RECORDS

Career Playoff Leaders 162
 Warriors Playoff Records 164
 Opponent Playoff Records 168
 All-Time Playoff Results 172
 Yearly Playoff Statistics 176

WARRIORS HISTORY

Logo History & Notable Players 184
 Retired Numbers 185
 The Philly Years 186
 Philadelphia Championships 187
 Season-by-Season Reviews 188
 Home Attendance 296



SEASON IN REVIEW
PAGE 11



ALL-TIME RECORDS
PAGE 127



ALL-TIME PLAYOFF RECORDS
PAGE 161



WARRIORS HISTORY
PAGE 183



ALL-TIME ROSTER
PAGE 297



DRAFT & TRANSACTIONS
PAGE 341

ALL-TIME ROSTER

All-Time Jersey Numbers..... 298
 All-Time College Roster..... 300
 All-Time Roster..... 302

DRAFT & TRANSACTIONS

Draft Choices..... 342
 Transactions..... 347

THE NBA

NBA Directory & NBA Key Dates 372
 2015-16 NBA Standings & Playoff Results..... 373
 2015-16 NBA Statistics..... 374
 2015-16 NBA Award Winners..... 376

THE OPPONENTS

Atlanta Hawks..... 378
 Boston Celtics..... 379
 Brooklyn Nets..... 380
 Charlotte Hornets..... 381
 Chicago Bulls..... 382
 Cleveland Cavaliers..... 383
 Dallas Mavericks..... 384
 Denver Nuggets..... 385
 Detroit Pistons..... 386
 Houston Rockets..... 387
 Indiana Pacers..... 388
 Los Angeles Clippers..... 389
 Los Angeles Lakers..... 390
 Memphis Grizzlies..... 391
 Miami Heat..... 392
 Milwaukee Bucks..... 393
 Minnesota Timberwolves..... 394
 New Orleans Pelicans..... 395
 New York Knicks..... 396
 Oklahoma City Thunder..... 397
 Orlando Magic..... 398
 Philadelphia 76ers..... 399
 Phoenix Suns..... 400

THE OPPONENTS (CONTINUED)

Portland Trail Blazers..... 401
 Sacramento Kings..... 402
 San Antonio Spurs..... 403
 Toronto Raptors..... 404
 Utah Jazz..... 405
 Washington Wizards..... 406

NBA DEVELOPMENT LEAGUE

Santa Cruz Warriors..... 408
 Santa Cruz Warriors Coaching Staff..... 409
 Warriors D-League History..... 410
 Santa Cruz Warriors Schedule..... 411
 NBA D-League Directory..... 412

COMMUNITY RELATIONS

Warriors in the Community..... 414

ADDITIONAL INFORMATION

Oracle Arena..... 420
 Warriors Practice Facility..... 422
 Directions To Oracle Arena & Practice Facility..... 424
 Media Guidelines..... 425
 2016-17 Schedule..... 426

The Golden State Warriors 2016-17 Media Guide was produced by the Warriors Public Relations Staff. Photographs via NBA Photos/Getty Images. Statistical assistance by Elias Sports Bureau.

All NBA and team insignia depicted in this publication are the property of NBA Properties, Inc. and the respective teams of the NBA and may not be reproduced for commercial purposes without the prior written consent of NBA Properties, Inc. The information contained in this publication was compiled by the Golden State Warriors and is provided as a courtesy to our fans and the press and may be used only for editorial purposes. Any commercial use of this information is prohibited without the prior written consent of the Golden State Warriors.

© 2016 Golden State Warriors

GOLDEN STATE WARRIORS
 1011 Broadway, Oakland, CA 94607
 888-GSW-HOOP warriors.com @warriors



THE NBA
PAGE 371



OPPONENTS
PAGE 377



WARRIORS IN THE COMMUNITY
PAGE 413

OWNERSHIP

JOE LACOB OWNER & CEO



In his role as Owner & CEO, Joe Lacob is the managing member of the Golden State Warriors' ownership group. Currently in his seventh year as Warriors owner, he serves on the NBA Board of Governors and is a member of the league's Competition Committee, Planning Committee and Labor Committee.

In 2014-15, Lacob's fifth season as owner, the Warriors posted a then-franchise-record 67 wins during the regular season and captured the team's first NBA Championship in 40 years. This marked the first time in 20 years, since the Houston Rockets in 1994 & 1995, that an ownership group had captured an NBA title within its first five years after taking control of the franchise.

The championship campaign came in the midst of the most successful four-year run in Warriors history, as the club has posted franchise-record 238 regular-season victories over the last four seasons – including an NBA-record 73 wins in 2015-16. The Warriors have made four-straight playoff appearances for the first time since doing so in each of the NBA's first six seasons in existence from 1946-47 through 1951-52. Prior to the last four seasons, the club had only made the playoffs once in the previous 18 years.

The franchise's success in recent years has also extended to the business side. In 2014 and again in 2016, the Warriors were named "Sports Team of the Year" by the Sports Business Journal/Daily in recognition of the organization's innovative and successful business practices. This marks the first time that any professional team has won this prestigious sports business award more than once. Additionally, under Lacob's guidance, the Warriors were named the 2016 winner of the Entrepreneurial Company of the Year (ENCORE) Award by the Stanford University Graduate School of Business in recognition of the organization's entrepreneurial spirit in redefining sports management, pioneering the use of sports analytics in the NBA, and adopting new technologies that have transformed the fan experience. The Warriors are the first sports organization to win the ENCORE Award, which has been presented annually since 1977 to recognize best in class entrepreneurial companies from around the world, including such recent winners as Google (2004), Apple (2005), and Amazon (2010).

In addition to the Warriors' organization-wide honors, Lacob was named the 2016 recipient of the Sports Executive of the Year award by the Sports Business Journal/Daily. He was also named one of the Bay Area's Most Admired CEO's by the San Francisco Business Times in November of 2015.

Since making a then-record-setting bid to purchase his hometown NBA club – a longtime dream of the Atherton resident – and assuming control of the team on November 12, 2010, Lacob has been the driving force behind many of the creative changes that have transpired with the organization, including several major announcements, prominent personnel additions and an emphasis on transparency. Additionally, since its inception in 2012, the revamped Warriors Community Foundation has awarded nearly \$4 million in grants – one of the top figures in the NBA – to local school districts and non-profits serving at-risk and vulnerable students.

In October 2015, the Warriors completed the purchase of 12 acres of land in San Francisco's Mission Bay neighborhood, where the team intends to build Chase Center, a new state-of-the-art sports and entertainment center. In addition to making monumental commitments to the team's future, Lacob has taken an active role in connecting the current Warriors organization with its rich history. In 2012, Lacob saw to it that one of the most beloved players in franchise history, Chris Mullin, received the honor of having his #17 jersey raised to the rafters at Oracle Arena, becoming the sixth player in franchise history to have his number retired.

During his first full offseason as owner in the summer of 2011, Lacob recruited two of the most experienced, successful and respected individuals in NBA circles to join the organization, landing NBA Hall of Famer and basketball icon Jerry West as an executive board member, and hiring longtime league and team executive Rick Welts as president and chief operating officer. Additionally, Lacob played a significant role in the hiring of successful sports agent Bob Myers, who is now the club's president of basketball operations/general manager and was named NBA Executive of the Year following the Warriors' championship season of 2014-15.

Lacob's NBA and professional sports experience dates back over two decades, including a five-year tenure as minority owner of the Boston Celtics, where he served on the basketball committee. He earned an NBA Championship ring in 2008 with the storied franchise before selling his minority stake to purchase the Warriors.



Lacob began his career at Menlo Park, California, based Kleiner Perkins Caufield & Byers in 1987. Though still a strategic advisor to the firm, he has relinquished his managing partner role in order to pursue his lifelong goal of owning and operating an NBA team. In his role as a venture capitalist, he has led investments in over 50 start-up companies across multiple fields in life sciences and medical technologies, the internet and energy.

Lacob earned a bachelor's in Biological Sciences from the University of California-Irvine, a master's in Public Health (Epidemiology) from UCLA and an M.B.A. from the Stanford Graduate School of Business. He credits his master's degree in Epidemiology (biostatistics) with providing him a background in statistics that helped drive his passion for sports. It also played a role in his decision to invest in Sportsline – one of the first sports internet sites – and one of Lacob's earliest sports success stories. He was also a primary investor and pioneer of the American Basketball League, a professional women's basketball league that eventually lost out to the WNBA. Lacob continues as one of the original partners in the Pebble Beach Company, an effort formed to bring the historic Pebble Beach resort and golf course back to long-term American ownership. Additionally, Lacob has been involved with Stanford basketball for over 25 years and is a fixture in his courtside seats at Maples Pavilion. Lacob currently serves on the Board of Directors of one public company, Align Technology, as well as several other privately-held companies, including NeuroPace, SunDrop Fuels, and Athos, a wearable technology startup in athletic wear.

In recent years, Lacob has been involved in industry organizations including the American Heart Association and the AHA Roundtable. He has also been very active at Stanford University, serving on advisory boards at the medical center, business school and athletic department. Lacob's philanthropic interests focus on education, both in the community and with universities. In 2014, he gifted \$1 million to Washington University in St. Louis to establish a new Sports Management program at the Olin Business School. He has also provided scholarships to a number of high potential academic and athletic high school and college students in need.

An avid golfer, Joe has been a longtime participant in the AT&T National Pro-Am at Pebble Beach. He has played in a regular pick-up basketball game, and still does, at least twice weekly for over 30 years at Stanford. Most importantly for Warriors fans, Lacob has been a passionate fan of the Bay Area club that he now owns – supporting his local franchise as a loyal and dedicated Season Ticket Holder since 1998.



Joe Lacob accepts the 2016 ENCORE Award on behalf of the Golden State Warriors organization. The award, which is given annually by the Stanford University Graduate School of Business, recognizes best in class entrepreneurial companies from around the world.

OWNERSHIP

PETER GUBER

OWNER

Peter Guber, a prominent figure in the entertainment industry for over 30 years, is currently in his seventh season as owner of the Golden State Warriors. As co-managing partner, he and Joe Jacob were the driving forces behind the current ownership group's bid to purchase the Warriors in 2010. In 2015, the Warriors captured the organization's first NBA Championship in 40 years and last season the club established an all-time NBA wins record with 73 regular-season victories, making a second-straight appearance in the NBA Finals to culminate the most successful four-year run in franchise history. Additionally, the Warriors were named "Sports Team of the Year" by the Sports Business Journal/Daily in 2014 and 2016 in recognition of the organization's innovative and successful business practices, becoming the first team to win the prestigious award more than once.



Guber brings lifelong experience in sports and location-based entertainment, recognizing the importance of enhancing every aspect of fan experience. In May 2012, Guber joined Jacob, then-NBA Commissioner David Stern and San Francisco Mayor Edwin Lee in announcing the Warriors' intention to build a privately financed sports and entertainment complex in San Francisco. That vision took a giant leap forward when, in April of 2014, the Warriors announced the purchase of land in The City's Mission Bay neighborhood where the team intends to build Chase Center, its new state-of-the-art sports and entertainment venue.

One of the most successful executives and entrepreneurs in the entertainment and communications industries, Guber's impressive resume includes serving as the Chairman & CEO of Sony Pictures Entertainment, President of Columbia Pictures, Chairman and CEO of Polygram Entertainment and Co-Owner and Co-Chairman of Casablanca Record & Filmworks. Among the films he personally produced or executive produced are *Rain Man* (Academy Award - Best Picture), *Batman*, *The Color Purple*, *Midnight Express*, *Gorillas in the Mist*, *The Witches of Eastwick*, *Missing* and *Flashdance*. Guber's personal movies have earned over \$3 billion worldwide, while also garnering more than 50 Academy Award nominations.

Guber is the Founder and CEO of Mandalay Entertainment, a visionary multimedia venture spanning movies, TV, sports, and digital media. Mandalay's feature films include *Soul Surfer*, *The Kids Are All Right*, *Bernie*, *Donnie Brasco*, and *Sleepy Hollow*, among many others.

Guber expanded Mandalay into a national entertainment sports provider where he currently serves as Chairman of the Board of Directors and is the Managing Director of Mandalay Baseball LLC, a joint venture with ownership of the Los Angeles Dodgers that recently acquired the Triple-A affiliated Minor League Baseball franchise in Oklahoma City, and commencing with the 2015 baseball season, became the Triple-A affiliate of the Dodgers.

Guber, together with Guggenheim Group and Magic Johnson, acquired the Los Angeles Dodgers in May 2012. Under their ownership, the franchise has won the 2013, 2014 and 2016 National League West championships. He is also an owner and Chairman of Dick Clark Productions, a leading independent producer of television programming including such perennial hits as the *American Music Awards*, *Golden Globe Awards*, *Dick Clark's New Year's Rockin' Eve*, and *So You Think You Can Dance*.

In October of 2014, Peter Guber became the owner and executive chairman of Major League Soccer's Los Angeles Football Club (LAFC). LAFC is scheduled to debut in 2018 in the Banc of California Stadium, the first new open-air stadium built in the city of Los Angeles since Dodger Stadium in 1962.

Guber is Chairman of Mandalay Sports Media, a partnership with Mike Tollin, an Emmy and Peabody Award-winning film and television producer/director, and CAA Sports, the world's leading athlete representation agency.

In September of 2016, Guber and Ted Leonsis led an ownership group in the purchase of the controlling interest in Team Liquid, one of the most successful global esports team franchises. Team Liquid competes at the highest level in global tournaments including *StarCraft 2*, *League of Legends*, *Dota 2*, *Hearthstone*, *CS:GO*, *Heroes of the Storm*, *Overwatch*, *Halo*, *Street Fighter*, and *SSBM*.


Guber is a full professor at UCLA, teaching at the Anderson School of Management and the School of Theater, Film, Television, and Digital Media. He is a member of the UCLA Foundation Board of Trustees, as well as the winner of UCLA's prestigious Service Award for his accomplishments in association with the school. Guber is the founding member of the Board of Advisors for the Center for Managing Enterprises in Media, Entertainment & Sports (MEMES) at the UCLA Anderson School of Management.



Guber served as the co-host of the critically acclaimed television show, *Shootout*, for six years on American Movie Classics cable network. AMC moved Guber's talents to prime time with *Story Makers*, a series of one hour specials on the cable network. Guber was most recently seen on Starz/Encore as co-host of *In the House*, a weekly news and interview show focusing on industry trends in pop culture. He can currently be seen as an Entertainment and Media Analyst on Fox Business News.

A noted author, Guber's third book, *Tell To Win - Connect, Persuade, and Triumph with the Hidden Power of Story*, was published by Crown Business on March 1, 2011, and became an instant #1 New York Times bestseller. Fortune magazine chose *Tell To Win* as one of its "5 Business Books You Can Really Use" and Hudson Booksellers, retail book stores in airports throughout North America, chose *Tell To Win* as one of the "5 Best Business Books of the Year." *Tell to Win* is in its 13th printing.

Guber was recruited by Columbia Pictures out of NYU's Graduate School of Business, where he was pursuing an MBA. He holds a BA, Master of Law and Juris Doctorate degrees. He received his honorary doctorate in Fine Arts from the University of Connecticut; was named Albert Gallatin Fellow at New York University; is a recipient of Syracuse University's George Arents Pioneer Award, the highest honor that can be given to an alumnus, for his distinguished work in film; and is also a recipient of USC's Dean's Award for National Business Leadership.



Peter Guber presents Stephen Curry with his 2015 NBA Championship ring as part of a pregame ceremony on Opening Night last season.

EXECUTIVE BOARD



JOE LACOB
OWNER & CEO



PETER GUBER
OWNER



LOU GIRAUDO
EXECUTIVE BOARD MEMBER



ERIKA GLAZER
EXECUTIVE BOARD MEMBER



CHAD HURLEY
EXECUTIVE BOARD MEMBER



CHAMATH PALIHAPITIYA
EXECUTIVE BOARD MEMBER



MARK STEVENS
EXECUTIVE BOARD MEMBER



JERRY WEST
EXECUTIVE BOARD MEMBER





The Finals

WARRIORS BASKETBALL EXECUTIVES

BOB MYERS

PRESIDENT OF BASKETBALL OPERATIONS / GENERAL MANAGER

Bob Myers is currently in his fifth season as general manager of the Golden State Warriors and, this season, adds the title of president of basketball operations. In this role, he reports directly to Owner & CEO Joe Lacob and oversees the entire Basketball Operations department on a day-to-day basis. Myers was originally named GM on April 24, 2012.

Myers, 41, earned the 2014-15 NBA Executive of the Year award for constructing a roster that won a then-franchise-record 67 regular-season games (67-15, .817) and won the 2015 NBA Championship – the fourth title in franchise history. Last season, the Warriors followed up their championship by winning an NBA-record 73 regular-season games (73-9, .890) and earning a second-straight Western Conference Championship before falling in seven games in the NBA Finals.

During his tenure as general manager the Warriors have enjoyed their most successful stretch in franchise history, posting a .726 winning percentage (238-90), which is the second-best record in the NBA over that stretch behind only the San Antonio Spurs (.738). Additionally, the Warriors have earned four-straight trips to the NBA Playoffs for the first time since doing so in each of the NBA's first six seasons in existence from 1946-47 through 1951-52. Prior to the last four seasons, the club had only made the playoffs once in the previous 18 years.

Myers originally joined the Warriors on April 14, 2011, as assistant general manager/vice president of basketball operations, after enjoying a highly successful 14-year stint as a representative to numerous NBA players. During his first year with the Warriors organization, he worked closely under the tutelage of then-General Manager Larry Riley on all Basketball Operations matters, including contract negotiations, talent evaluation, roster management, scouting and CBA compliance.

Before joining the Warriors, Myers spent the previous five years at Wasserman Media Group (WMG) in Los Angeles. As managing executive at WMG, which is one of the largest global sports and entertainment companies in the world, Myers represented a client list of nearly 20 NBA players in their team and endorsement contracts.

Prior to joining Wasserman, Myers served as vice president of SFX Sports, where he represented numerous NBA players. Myers began his career in the sports representation business in 1997 as an intern at Los Angeles-based Tellem and Associates – under the tutelage of long-time sports agent Arn Tellem – which became SFX Sports in 2000. During his 14 years in the business, Myers negotiated over \$575 million in contracts.

With a well-earned reputation as one of the top player agents in the NBA, Myers was a recipient of the prestigious “40 under 40” Award in 2011, presented annually by the SportsBusiness Journal to the 40 most influential sports executives under the age of 40.

A Bay Area native who attended Monte Vista High School in Danville, Myers graduated from UCLA in 1998 with a degree in Business/Economics. As a member of the UCLA basketball team, Myers and the Bruins captured the 1995 NCAA Championship during his sophomore season and advanced to the 1997 Elite Eight two years later.

A member of the State Bar of California, Myers earned his Juris Doctorate from Loyola Law School in 2002. He and his wife, Kristen, have two daughters, Kayla and Annabelle.



HOW THE 2016-17 WARRIORS WERE BUILT

OBTAINED VIA TRADE

Andre Iguodala From Denver on July 10, 2013, as part of three-team deal that sent Andris Biedris, Richard Jefferson & Brandon Rush to Utah.

Patrick McCaw From Milwaukee on June 23, 2016, for cash considerations.

FROM THE DRAFT

Stephen Curry 2009, First Round, #7 overall

Klay Thompson 2011, First Round, #11 overall

Draymond Green 2012, Second Round, #35 overall

Kevon Looney 2015, First Round, #30 overall

Damian Jones 2016, First Round, #30 overall

SIGNED AS FREE AGENT

Shaun Livingston Signed as a free agent on July 11, 2014

James Michael McAdoo Signed as a free agent on September 2, 2014

Ian Clark Signed as a free agent on September 25, 2015

Anderson Varejao Signed as a free agent on February 22, 2016

Kevin Durant Signed as a free agent on July 7, 2016

David West Signed as a free agent on July 9, 2016

Zaza Pachulia Signed as a free agent on July 12, 2016



TRAVIS SCHLENK

VICE PRESIDENT OF BASKETBALL OPERATIONS / ASSISTANT GENERAL MANAGER

Travis Schlenk, 42, is in his 13th season with the Golden State Warriors, and his first as vice president of basketball operations. In this role, Schlenk reports directly to President of Basketball Operations/ General Manager Bob Myers and assists in the management of all day-to-day basketball operations, including all player-related matters. Schlenk also continues to serve as assistant general manager, a title he has held for each of the past five seasons.

With more than 17 years of experience in the NBA, Schlenk has held jobs at virtually every level of basketball operations, including positions in the video room, on the bench, scouting and in the front office.

Prior to being named assistant general manager before the 2011-12 season, Schlenk spent the previous two seasons as the team's director of player personnel. In that role he assisted in all player personnel matters, while also assisting with trade & free agent discussions, player contracts, salary cap analysis and adherence to Collective Bargaining Agreement rules and regulations.

Before joining the team's front office, Schlenk spent five years as an assistant coach and video scout for the Warriors. His duties in that role included the preparation of scouting reports for the coaching staff and players, assisting on-court at practice sessions and working with players on individual skill development. Additionally, Schlenk has also assisted with the team's advance scouting duties.

Schlenk joined the Warriors prior to the 2004-05 season as a video scout after spending the previous four years as the video coordinator for the Miami Heat. Prior to joining the Heat, he was an assistant coach at the University of Georgia during the 1998-99 season under Ron Jirsa. Schlenk's introduction to the NBA came as a member of the Orlando Magic's basketball operations staff during the 1997-98 campaign.

A native of Selden, Kansas, Schlenk earned a Bachelor of Science degree in Health Management & Human Ecology from Bethel College, where he was also a member of the school's basketball team. After graduation from Bethel, he received a Masters of Education with an emphasis in Sports Administration from Wichita State University.

Travis and his wife, Sarah, currently reside in Oakland with their daughters, Morgan and Charlotte, and son, Will.



KIRK LACOB

VICE PRESIDENT OF GSW SPORTS VENTURES / ASSISTANT GENERAL MANAGER

Kirk Lacob is currently in his seventh season with the Golden State Warriors, and his first as vice president of GSW Sports Ventures. He also continues to serve as assistant general manager, a position he has held for each of the past four seasons.

As the vice president of GSW Sports Ventures, Lacob is in charge of the organization's new sports ventures, including continued efforts to develop partnerships for basketball operations and leading investments for GSW in sports related areas.

In his role as assistant general manager, Lacob reports directly to President of Basketball Operations/General Manager Bob Myers and assists with all aspects of the team's day-to-day basketball operations.

Lacob joined the Warriors in October 2010 as the team's director of basketball operations. In that role he supported on a variety of front office roles, including player personnel evaluation, draft preparation and scouting, as well as helping to further the use of statistics and technologies in basketball operations. He also served two years (2011-13) as the team's player development representative with the league office, coordinating and implementing programs to aid in the overall development of players both on and off the court.

Additionally, Lacob served as the general manager of Golden State's NBA Development League team for three seasons from 2011-2014. He also played a vital role in the team's relocation to Santa Cruz from its former home in Bismarck, North Dakota, prior to the 2012-13 season. The transition has been an overwhelming success as the Santa Cruz Warriors appeared in the D-League Finals in each of their first three seasons in Northern California, culminating in the team's first Championship in 2015. In 2013-14, Santa Cruz was named the league's Development Champion, an annual award recognizing the NBA D-League team that best embodies the league's goals of developing NBA basketball talent via GATORADE Call-Ups and assignments.

A native of Woodside, CA, Lacob graduated from Stanford University in 2010 with a degree in Science, Technology and Society. Lacob is active in local basketball leagues and on occasion plays at San Quentin State Penitentiary. He is a lifelong fan of the San Francisco 49ers, Oakland A's, San Francisco Giants, all things Stanford Cardinal and, most importantly, the Golden State Warriors.

WARRIORS BASKETBALL EXECUTIVES

LARRY HARRIS


ASSISTANT GENERAL MANAGER / DIRECTOR OF PLAYER PERSONNEL

Larry Harris is currently in his ninth season with the Golden State Warriors, and his first as assistant general manager/director of player personnel. In this role, Harris serves as one of the organization's key talent evaluators of players at both the professional and collegiate levels, assisting with the team's year-round preparation for the NBA draft, free agency and trades.

Harris, 53, originally joined the Warriors in 2008 as an assistant coach under Don Nelson before moving to the front office after one season on the bench. He then served as a basketball consultant/scout for six seasons prior to being promoted to director of player personnel in 2015-16.

Prior to joining the Warriors, Harris spent 19 years with the Milwaukee Bucks, including stints as director of player personnel, director of scouting, assistant general manager and general manager. Harris' five-year tenure as general manager (2003-07) included a pair of postseason berths.

A native of Huntingburg, Indiana, Harris played collegiately at Eastern New Mexico University. His father, Del Harris, is a longtime NBA coach and executive. Larry and his wife, Gail, currently reside in Frisco, Texas. He has two sons, Zach and Garrett, and three daughters, Janaya, Brooke, and Addison.



ADDITIONAL BASKETBALL OPERATIONS STAFF



TOM AUBE
Team Security



VICTOR DEL ROSARIO
Team Attendant



SAMMY GELFAND
Manager, Basketball Analytics



JAMES LAUGHLIN
Video Coordinator



NANEA MCGUIGAN
Director, Basketball Administration & Player Programs



LAMONT PETERSON
Scout



TREVOR POULSON
Assistant Equipment Manager



REGGIE RANKIN
Scout



LARRY RILEY
Scout



NICK U'REN
Director, Coaching Operations & Special Assistant to Head Coach



SCOTT VAUGHAN
Advance Scout



RALPH WALKER
Manager, Team Security



CHLOE WALKUP
Assistant, Basketball Operations



JONNIE WEST
Director, Player Programs



TERRANCE WEST
Team Security



WARRIORS COACHING STAFF

STEVE KERR

HEAD COACH

Currently in his third season as an NBA head coach, Steve Kerr has guided the Golden State Warriors through two of the most prolific seasons in NBA history with a list of accomplishments that includes an NBA Championship, consecutive Western Conference Championships, the NBA's single-season wins record, an NBA Coach of the Year award, and the two winningest seasons in franchise history.

In 2014-15 Kerr engineered the most successful campaign of any first-year coach in NBA history, culminating in the Warriors winning the fourth NBA Championship in franchise history and the first in 40 years. En route to the NBA title, which was Kerr's sixth after winning five during his 15-year playing career, he led the Warriors to a then-franchise-record 67 victories, establishing NBA records for most wins and highest winning percentage (67-15, .817) by a first-year head coach.

Kerr followed his inaugural campaign by winning the 2015-16 NBA Coach of the Year Award for leading the Warriors to an NBA-record 73 wins in 2015-16 (73-9, .890), eclipsing the previous mark of 72 set by a Chicago Bulls squad in 1995-96 that featured Kerr as a key reserve. In addition to the single-season wins record, the Warriors set new league marks for single-season road wins (34), consecutive wins to begin a season (24) and consecutive regular-season home wins (54). After seeing a 16-game improvement over the previous season in 2014-15 (51-31 in 2013-14), an NBA record for the biggest improvement by a 50-win team in league history, the Warriors improved by six wins in 2015-16, joining the Chicago Bulls (1995-96 & 1996-97) as the only teams to win at least 65 games in back-to-back campaigns.

Originally named to the position on May 19, 2014, Kerr is the 25th head coach in franchise history and the 20th since the team moved to the West Coast in 1962. He is the fourth Warriors coach to win an NBA title, joining Eddie Gottlieb (1947), George Senesky (1956) and Alvin Attles (1975). He is also just the third coach in franchise history to be named Coach of the Year, joining Alex Hannum (1963-64) and Don Nelson (1991-92).

Kerr, 51, owns 28 years of NBA experience as a player, coach, television analyst and front office executive, including a three-year stint (2007-10) as president of basketball operations and general manager for the Phoenix Suns. During his time as the Suns GM, the club posted a 155-91 (.630) record and earned a pair of playoff berths, including a trip to the 2010 Western Conference Finals.

Having made the playoffs 11 times during his playing career, Kerr is one of only 26 players in NBA history to win five championships, earning three rings with Chicago and two with San Antonio. A key reserve for Chicago during the team's three-peat championship run from 1996-98, Kerr famously hit the game-winning, title-clinching shot in Game 6 of the 1997 NBA Finals. He won his fourth consecutive championship in 1999 with the San Antonio Spurs to become one of only two non-Boston Celtics to win four-straight NBA titles (joining Frank Saul, 1951-54). His fifth ring came in his second stint with the Spurs during his final NBA campaign in 2002-03.

The NBA's all-time three-point percentage leader, having converted on 45.4 percent (726-of-1599) of his attempts from long range, Kerr amassed career averages of 6.0 points, 1.8 assists and 1.2 rebounds in 910 regular-season games with the Phoenix Suns, Cleveland Cavaliers, Orlando Magic, Chicago Bulls, San Antonio Spurs (twice) and Portland Trail Blazers.

Kerr was originally selected by the Phoenix Suns in the second round (50th overall) of the 1988 NBA Draft out of the University of Arizona. Kerr capped his collegiate career as a senior in 1988 by helping lead the Wildcats to their first Final Four appearance. An All-Pac 10 guard in both 1986 and 1988, he remains the school's career leader in three-point field goal percentage (57.3 percent). Kerr was also a member of the USA Basketball team that captured the 1986 World Championship in Madrid, the last American Men's Senior Team composed strictly of amateur players to capture a gold medal.

During his playing career, Kerr played for some of the most successful coaches in the history of the game, including Phil Jackson, Gregg Popovich, Lenny Wilkens, Cotton Fitzsimmons and Lute Olson. Born in Beirut, Lebanon, and raised in Pacific Palisades, CA, Kerr was a ballboy in 1978 and 1979 at UCLA, where his late father, Malcolm, was a professor.



STEVE KERR COACHING RECORD

Season	REGULAR SEASON			Div. Finish	PLAYOFFS		Result
	Record	Win %	Div. Finish		Record	Win %	
2014-15	67-15	.817	1st		16-5	.762	NBA Champions
2015-16	73-9	.890	1st		15-9	.625	Lost NBA Finals
TOTAL	140-24	.854	--		31-14	.689	--




As a broadcaster, Kerr has served two different four-year stints as a game analyst on TNT's award-winning NBA coverage. In addition to a full slate of regular-season games, he also worked TNT's marquee events, including the NBA All-Star Game, playoffs and conference finals. During his most recent stint in broadcasting, beginning in 2010, Kerr also served as an analyst for NCAA Tournament and Final Four coverage on Turner Sports and CBS.

Kerr earned a degree in general studies from Arizona with an emphasis in history, sociology and English in 1988 and serves on the board of directors for Peace Players International, a Washington, D.C.-based organization that uses basketball as a means to bridge cultural gaps in areas of political, racial and religious conflict.

Born on September 27, 1965, Steve and his wife, Margot, have two sons, Nicholas and Matthew, and one daughter, Madeleine. Nick received his degree from the University of San Diego in 2015 and is completing his graduate studies at the University of California, Berkeley, where he played as a walk-on for the Bears' basketball team for one season. Madeleine is a senior at UC Berkeley and is a member of the volleyball team. Matthew is a freshman at the USC School of Cinematic Arts.

In October 2014, Steve and Margot Kerr committed \$1 million to the University of Arizona to assist with the McKale Memorial Center renovation and future academic facility enhancements.



RON ADAMS
ASSISTANT COACH

Ron Adams is in his third season as an assistant coach for the Golden State Warriors, his 22nd season overall on the bench as an NBA assistant. In his first two years with the Warriors, Adams has helped the team finish in the league's top-four in defensive rating both seasons, including a league-leading 98.2 rating during the club's 2014-15 Championship campaign.

Adams, 69, owns previous coaching experience with the Boston Celtics (2013-14), Chicago Bulls (2003-08, 2010-13), Oklahoma City Thunder (2008-2010), Milwaukee Bucks (1998-2003), Philadelphia 76ers (1994-96) and San Antonio Spurs (1992-94). During his time as an assistant coach, Adams has made 14 appearances in the NBA Playoffs. In addition to his coaching roles, the Laton, CA, native also served as a player personnel scout for the Portland Trail Blazers from 1996-98.

Adams joined the Warriors following a one-year stint (2013-14) with the Celtics. Prior to working in Boston, he had spent the previous three seasons on Tom Thibodeau's staff in Chicago. The Bulls made the playoffs in each of those three campaigns, including a trip to the 2011 Eastern Conference Finals. During this most recent stint with the Bulls, the team ranked in the top-three in opponent scoring each season, leading the league in the category in 2011-12.

Before joining the NBA, Adams coached collegiately for 20 years with head coaching stints at Fresno State (1986-90) and his alma mater, Fresno Pacific (1972-75). He also served as an assistant coach at U.S. International, UC Santa Barbara, UNLV and at both Fresno schools.

Additionally, Adams has coached professionally in Belgium and Japan, as well as for the Canadian national team.

Adams and his wife, Leah, have a daughter, Hayley, and a son, Jarid.

WARRIORS COACHING STAFF

MIKE BROWN

ASSISTANT COACH

Mike Brown, who owns more than 14 years of NBA coaching experience as both a head coach and assistant, is currently in his first season as an assistant coach for the Golden State Warriors.

Brown, 46, joined the Warriors after previously holding head coaching duties with the Cleveland Cavaliers (2005-10, 2013-14) and Los Angeles Lakers (2011-12). He owns a career record of 347-216 (.616) over eight seasons, which ranks as the 10th best winning percentage in NBA history among coaches who have registered at least 500 games at the helm. In his first stint with Cleveland, Brown led the Cavaliers to their first-ever NBA Finals appearance in 2007 and was named the NBA Coach of the Year in 2008-09 after guiding the Cavaliers to a franchise-record 66 wins. Cleveland won at least 50 games in four of Brown's first five seasons with the club, including back-to-back 60-win campaigns in 2008-09 and 2009-10 (61).

Following a five-year run with the Cavs, Brown spent the 2010-11 season as an analyst for ESPN before returning to the bench as head coach of the Lakers in 2011-12, leading the club to a Pacific Division title and a 41-25 (.621) record during the lockout shortened season. Brown returned as head coach of the Cavaliers for the 2013-14 season, where he eclipsed Lenny Wilkens' mark for most combined regular season and playoff victories in the franchise's history (347). As a head coach, Brown's teams qualified for the playoffs in six of his seven full seasons, advancing past the First Round in each appearance.

Prior to joining the Cavaliers in 2005, Brown was associate head coach of the Indiana Pacers for two seasons (2003-05) after spending three years as an assistant with the San Antonio Spurs (2001-03), where he and Warriors Head Coach Steve Kerr captured an NBA title in the final year of Kerr's playing career. Brown began his career with the Denver Nuggets in 1992, spending five seasons as a video coordinator and scout before serving as an assistant under Bernie Bickerstaff in Washington beginning in 1997.

A native of Columbus, Ohio, Brown is a graduate of the University of San Diego, where he played collegiately for two seasons after spending two years at Mesa Community College.

Mike has two sons, Elijah and Cameron.



JARRON COLLINS

ASSISTANT COACH

Jarron Collins is in his third season on the Golden State Warriors coaching staff. He originally joined the team prior to the 2014-15 Championship campaign as a player development coach, and moved to the front of the bench beginning in 2015-16 with his promotion to assistant coach.

Collins, 37, played 10 seasons in the NBA, posting career averages of 3.9 points and 2.9 rebounds in 542 regular-season games with the Utah Jazz, Phoenix Suns, Los Angeles Clippers and Portland Trail Blazers. During his career, his teams made five appearances in the NBA Playoffs.

Selected out of Stanford by the Jazz with the 52nd overall pick in the 2001 NBA Draft, Collins spent the first eight seasons of his career in Utah before joining the Suns in 2009-10 during current

Warriors Head Coach Steve Kerr's final season as the team's GM.

After finishing his playing career in 2010-11, the Northridge, CA, native worked the last two seasons as a personnel scout for the Clippers, and also worked as a television analyst for several outlets, including Pac-12 Networks, ESPN and the Los Angeles Sparks.

His twin brother, Jason, was a college teammate at Stanford and played 13 years in the NBA.

Jarron and his wife, Elsa, have two daughters, Alessandra and Valentina, and one son, Massimo.





CHRIS DEMARCO

ASSISTANT COACH / PLAYER DEVELOPMENT

Chris DeMarco is in his fifth season with the Golden State Warriors, his second as an assistant coach/player development. In this role, he works with the team's players on individual skill development as well as game planning and scouting preparation for upcoming opponents.

Prior to his current role, DeMarco, 31, served as the team's advance scout/video scout during the 2014-15 Championship season, assisting the coaching staff with game preparation and opponent scouting reports. He originally joined the Warriors prior to the 2012-13 campaign as a video intern and was promoted to assistant video coordinator for the 2013-14 season.

A native of Appleton, WI, DeMarco played collegiately for three seasons at Edgewood College in Madison, WI, from 2005-08 before transferring to Dominican University in San Rafael, CA, for the 2008-09 season.

Chris, who received his MBA in Global Management from Dominican University, currently lives in San Rafael.



BRUCE FRASER

ASSISTANT COACH / PLAYER DEVELOPMENT

Bruce Fraser is in his third season on the Golden State Warriors coaching staff. In his role as an assistant coach/player development, he oversees all aspects of the players' skill and strategic development, and also prepares team and player scouting reports for upcoming opponents.

Fraser, 51, joined the Warriors prior to the 2014-15 campaign and worked closely on-court with the players on individual skill development during the team's championship season.

Previously, Fraser coached at both the college and professional levels, having worked at the University of Arizona under Lute Olson (1987-90), the University of Missouri under Quin Snyder (1999-2000) and the Indiana Pacers under Larry Brown (1994-95). Additionally, he served as a

scout for the Phoenix Suns from 2004-10.

The Long Beach, CA, native was a teammate of Warriors Head Coach Steve Kerr at the University of Arizona, where Fraser played from 1983-87.



WILLIE GREEN

ASSISTANT COACH / PLAYER DEVELOPMENT

Willie Green, who played 12 seasons in the NBA, is in his first year as an assistant coach/player development for the Golden State Warriors.

Green, 35, posted career averages of 8.3 points, 1.8 rebounds and 1.4 assists in 731 regular-season games over his 12-year playing career with the Philadelphia 76ers, New Orleans Hornets, Atlanta Hawks, Los Angeles Clippers and Orlando Magic. Originally selected by the Seattle SuperSonics in the second round (41st overall) of the 2003 NBA Draft, Green was acquired by the 76ers in a draft night trade and spent his first seven seasons in Philadelphia—including six seasons as a teammate of Warriors forward Andre Iguodala. Green, who last played with Orlando in 2014-15, qualified for the postseason seven times over his 12-year career, averaging 5.2 points in 36 playoff games.

A native of Detroit, Michigan, Green attended the University of Detroit Mercy, where he was named Horizon League Player of the Year as a senior in 2002-03.



WARRIORS BASKETBALL OPERATIONS

STEVE NASH

PLAYER DEVELOPMENT CONSULTANT

Steve Nash is in his second season as a player development consultant for the Golden State Warriors. In this role, Nash will be embedded with the Warriors periodically throughout the season, working on-court with the team.

Nash, 42, enjoyed an 18-year NBA playing career with the Phoenix Suns, Dallas Mavericks and Los Angeles Lakers. An eight-time NBA All-Star, he won back-to-back MVP awards while with the Suns in 2004-05 and 2005-06, becoming just the 10th player in NBA history to win the award in consecutive seasons. The 6'3" point guard was a seven-time All-NBA performer, garnering First Team recognition three times (2005, 2006, 2007), Second Team twice (2008, 2010) and Third Team twice (2002, 2003). For his career, Nash averaged 14.3 points, 8.5 assists, 3.0 rebounds and 31.3 minutes per contest in 1,217 regular-season games. He also appeared in 120 playoff games, averaging 17.3 points and 8.8 assists.

A former member of the Canadian national team who grew up in Victoria, British Columbia, Nash attended Santa Clara University. During his four-year career with the Broncos (1992-1996), he was a two-time West Coast Conference Player of the Year (1994-95, 1995-96) and finished his career as the school's all-time leader in assists (510), free throw percentage (.862) and three-point field goals (263), while ranking third on the school's all-time scoring list (1,689). As a freshman he helped lead 15th-seeded Santa Clara to an upset over #2 seed Arizona in the First Round of the 1993 NCAA Tournament.



CHELSEA LANE

HEAD OF PHYSICAL PERFORMANCE & SPORTS MEDICINE

Chelsea Lane is in her second season with the Golden State Warriors, her first as the team's head of physical performance and sports medicine. In this role, Lane is responsible for overseeing and coordinating athlete performance, physical preparation and sports medicine programs.

During her first season with the Warriors in 2015-16, Lane served as the team's head performance therapist. In that role she was primarily responsible for the development and implementation of player performance therapy plans.

Lane, who owns more than 17 years of experience as a Sports Physiotherapist, joined the Warriors from High Performance Sport New Zealand, the provider of sports medicine and athletic performance programs for that nation's Olympic athletes. In that role she worked with a multitude of Summer and Winter Olympians and their programs since moving to New Zealand from her native Australia in 2006. For the 18 months prior to joining the Warriors, Lane served as the lead physiotherapist for New Zealand's national track and field program, traveling to the 2015 IAAF World Championships in Beijing, China, with the team in September of 2015.





DREW YODER
HEAD ATHLETIC TRAINER

Drew Yoder is in his fourth season with the Golden State Warriors, his second as the team's athletic trainer. In this role, he assists with the day-to-day health maintenance of the team, including rehabilitation therapy of injuries. During his first two seasons with the organization, Yoder served as the team's assistant athletic trainer.

Yoder, 30, joined the Warriors from Southern Methodist University, where he served as an assistant athletic trainer for football, men's soccer and women's rowing for three years. While interning at SMU in 2010, Yoder gained NBA experience working with the athletic training staff of the Dallas Mavericks.

The Mount Ayr, Iowa, native earned his bachelor's degree in athletic training from Kansas State University and his Master of Education degree from the University of Missouri, where he worked as a graduate assistant for the football and golf programs for two seasons.



MICHAEL IRR
PERFORMANCE COACH & THERAPIST

Michael Irr is currently in his second season as a performance coach and therapist for the Golden State Warriors, his seventh season overall in the NBA. In his current role, Irr is responsible for developing and implementing the performance programming and rehabilitation for the team's players in coordination with the entire physical performance and sports medicine staff.

Irr joined the Warriors prior to the 2015-16 campaign having previously served as strength and conditioning coach for the Charlotte Bobcats from 2008-11 and as an assistant strength and conditioning coach for the Chicago Bulls from 2006-08. While with the Bobcats and Bulls, he focused on performance training design and implementation.

After leaving the Bobcats, Irr returned to school and graduated with a Doctorate of Physical Therapy from the University of North Carolina at Chapel Hill in August of 2015. A certified strength and conditioning specialist through the National Strength and Conditioning Association, he graduated with a BS in Exercise Science from the University of Connecticut in 2006.

Michael and his wife, Stefanie, live in the Bay Area.

WARRIORS BASKETBALL OPERATIONS

KURTIS RAYFIELD

PHYSICAL PERFORMANCE COACH

Kurtis Rayfield is currently in his second season as a physical performance coach for the Golden State Warriors. In this role, he is responsible for developing and implementing the physical performance programs for the team's players. Additionally, he assists with players' nutritional, recovery and load management plans.

Rayfield joined the Warriors prior to the 2015-16 campaign after spending the previous two seasons working as an athletic performance coordinator for the Oklahoma City Thunder and the Oklahoma City Blue, the Thunder's D-League affiliate. During his time with the Thunder, he worked closely on the development of performance and nutrition programs for the Thunder and Blue, as well as their load management.

Before working with the Thunder organization, Rayfield spent two years at Stanford University as a graduate assistant sports performance coach. While at Stanford, he was responsible for training the Cardinal's women's basketball, men's swimming and sailing teams while assisting with men's basketball. Prior to his time at Stanford, Rayfield participated in internship programs with the Chicago Bulls, University of Wisconsin hockey, University of Pittsburgh football, University of Wisconsin-La Crosse and Winona State University.

Rayfield is a certified strength and conditioning specialist through the National Strength and Conditioning Association and has Level 1 Sports Performance Coaching Certification from USA Weightlifting. He holds a bachelor's in exercise and sport science with a concentration in strength and conditioning and a minor in business administration from the University of Wisconsin-La Crosse and is finishing a master's in kinesiology from San Jose State University. He is a native of Elkhorn, Wisconsin, and an Eagle Scout.



ROGER SANCHO

ASSISTANT ATHLETIC TRAINER

Roger Sancho is in his third season with the Warriors organization, and first as assistant athletic trainer for the Golden State Warriors.

Prior to his current role, Sancho spent two seasons with the Santa Cruz Warriors as the head athletic trainer for Golden State's NBA D-League affiliate. During that same time, he also assisted the Golden State training staff beginning with the club's championship season in 2014-15.

Sancho, 26, gained experience at Southern Methodist University as an intern athletic trainer and at Baylor University as a graduate assistant athletic trainer. He worked with the SMU Football team, as well as the Baylor Track and Field team, prior to joining the Warriors organization.

The Sulphur Springs, Texas, native earned his bachelor's degree in Athletic Training from the University of Texas at Arlington in 2012, and his master's degree from Baylor University in 2014.

ERIC HOUSEN

DIRECTOR OF TEAM SERVICES

Eric Housen is in his 30th season with the Warriors organization, and his sixth as the team's director of team services. He served as the team's equipment manager for 12 years (1999-2011) prior to being promoted to his current position, where he continues to oversee the team's equipment needs and travel arrangements.

Housen is in charge of ordering and maintaining all of the team's basketball related equipment at home and on the road, as well as at the team's practice facility. He also oversees two full-time assistants and a staff of 10 ball boys for all of the team's home games.

Along with handling the Warriors' equipment needs, Housen also coordinates all of the travel and lodging arrangements throughout the season for the team's 60-person travel party. Additionally, Housen plans the menus and orders all of the meals that are made available to the players and basketball staff.

Housen, 42, began his career with the Warriors as a ball boy during the 1985-86 season as a sixth-grader, serving in that capacity for six years before being promoted to assistant equipment manager in 1991-92. After an additional six years in that role, he took a one-year hiatus in Indiana before returning to serve one more season as assistant equipment manager in 1998-99 before being promoted to equipment manager for the 1999-00 campaign.

He resides in Oakland with his wife, Codi, and their dog, Blue.





**Strength
in
NUMBERS**



2016 FINALS

WARRIORS BUSINESS EXECUTIVES

RICK WELTS

PRESIDENT & CHIEF OPERATING OFFICER

One of the most respected business executives in the NBA, with over 40 years of experience in the league, Rick Welts is currently in his sixth season as president and chief operating officer of the Golden State Warriors. In this role, he oversees all business-related operations for the Warriors, including Chase Center, the team's privately financed sports and entertainment center in San Francisco's Mission Bay neighborhood, reporting to the organization's owners, Joe Lacob and Peter Guber. He owns the rare distinction of being a part of championship teams in the NBA (2), WNBA (2) and NBA Development League (1).



Under Welts' direction, the organization has established several franchise benchmarks from a business standpoint in recent years, as the Warriors' brand continues to grow in stature following Golden State's 2014-15 NBA championship season and consecutive trips to the NBA Finals. The organization has won numerous awards across all facets of the business in recent years, including the Warriors being named "Sports Team of the Year" across all sports in both 2014 and 2016 by the Sports Business Journal/Daily. The Warriors are the first professional team to win this coveted award twice.

Welts, 63, owns an impressive and all-encompassing résumé that includes a myriad of different capacities spanning virtually every level of an NBA operation. Prior to joining the Warriors in September 2011, he spent nine years as president of the Phoenix Suns. Welts' responsibilities in Phoenix included the supervision of all business operations for the Suns, while also overseeing the team's interest in the management of the US Airways Center and the WNBA's Phoenix Mercury.

Prior to joining the Suns, Welts enjoyed a successful 17-year (1982-1999) stint at the NBA league office in New York, where he ascended through the ranks to eventually become the league's third-in-command as the executive vice president, chief marketing officer and president of NBA Properties. In addition to his overall contributions to the revitalization of the league's image and popularity, his notable accomplishments at the NBA include the creation of NBA All-Star Weekend in 1984 along with the marketing program for USA Basketball for the 1992 Olympic "Dream Team." Along with Val Ackerman, Welts was named "Marketer of the Year" by Brandweek in 1998 for his role in launching the WNBA. During his time at the NBA office, he supervised a wide-range of departments, including corporate sponsorship and media sales, consumer products, international business activities, media relations, community relations, team services, special events and creative services. Welts also played a prominent role in the organization of preseason games in international cities and the eventual opening of international NBA offices in Australia, Asia, Europe, Mexico and Canada.

A native of Seattle, Washington, Welts began his NBA career in 1969, at the age of 16, as a ball boy with the Seattle SuperSonics. He spent 10 years with his hometown team serving a number of roles, including as the team's director of public relations during back-to-back appearances in the NBA Finals (1978 and 1979) and the SuperSonics' lone NBA Championship in 1979. In 2006, he was the recipient of the annual Splaver/McHugh "Tribute to Excellence Award," which is given annually by the NBA Public Relations Directors' Association to a current or former member of the NBA PR family who has demonstrated an outstanding level of performance and service during their NBA career.

After leaving the SuperSonics, the University of Washington product spent the following three years (1980-1982) at Bob Walsh & Associates, a sports marketing firm in the Seattle area. His non-NBA résumé also includes serving as president of Fox Sports Enterprises (1999-2000).

In May of 2011, in a front page story in the New York Times, Welts became the highest ranking executive in men's professional team sports to publicly acknowledge he is gay. He was presented with a United States Tennis Association 2011 ICON Award at the US Open in New York City, an award that recognizes and celebrates those who have had a positive impact on diversity and inclusion in the sports industry and society. Also in 2011, he was honored with GLSEN's (Gay, Lesbian and Straight Education Network) Respect Award, which honors those who have made a difference in the areas of diversity and inclusion. In September 2014, he was honored by GLAAD, the nation's LGBT media advocacy organization, with the Davidson/Valentini Award, which is presented to an LGBT media professional who has made a significant difference in promoting equality for the LGBT community. He also served as the celebrity Grand Marshal of San Francisco's Pride Parade in 2015. In 2016 he was honored by the Anti-Defamation League with its "Torch of Liberty Award." A member of Delta Chi fraternity while attending the University of Washington, in 2015 he was named "Delta Chi of the Year" by the national organization.

Welts currently serves as a board member of San Francisco Travel, the Bay Area Council and the Warriors Community Foundation. He is a member of the Basketball Hall of Fame's Direct Elect Committee, the NBA's Team Advisory Committee, and the Global Inclusion Council.



JENNIFER CABALQUINTO

CHIEF FINANCIAL OFFICER

Jennifer Cabalquinto is currently in her fourth year as the chief financial officer (CFO) of the Golden State Warriors. In this role, she oversees all day-to-day and long-term financial planning and accounting for the organization.

With over 25 years of finance leadership experience in a variety of start-up, turnaround, and high growth business environments, Cabalquinto most recently served as vice president and chief financial officer for Universal Studios Hollywood from 2007-2013. In this role, she was responsible for NBC Universal's theme park and Citywalk operations in Los Angeles, California.

Cabalquinto joined NBC Universal as part of the Telemundo acquisition. At the time of the acquisition, she served as vice president and chief financial officer for the Telemundo Station Group in Miami, Florida. With the integration of Telemundo, Jennifer was relocated to Los Angeles to serve as vice president of finance for NBCU's Los Angeles television stations – KNBC, KVEA and KWHY. Before joining Telemundo, Jennifer worked for Ernst & Young, Royal Caribbean Cruise Lines and Future Tech International in auditing, financial planning and reporting, and controllership roles.

Jennifer earned a bachelor's degree in Accounting from SUNY, Binghamton's School of Management.



CHIP BOWERS

CHIEF MARKETING OFFICER

Chip Bowers is currently in his fifth season as the chief marketing officer (CMO) of the Golden State Warriors. In this role, Bowers oversees all broadcasting, marketing and corporate partnership sales & services efforts for the organization. During his tenure with the Warriors, the organization has received several prestigious awards for its efforts on the business side, including the SportsBusiness Journal's Sports Team of the Year award in 2014 and 2016.

Bowers joined the Warriors after a four-year stint with the Orlando Magic, where he most recently served as the team's senior vice president of corporate partnerships & marketing. With the Magic, Bowers oversaw the marketing, corporate partnerships sales and client services process for the organization, while orchestrating the sale of naming rights and all founding partnerships associated with the Amway Center – the Magic's new arena that was named 2012 Facility of the Year by the Sports Business Journal. Under his direction, the Magic's corporate partnership team also won the inaugural Sponsorship Activation Award at the NBA Sponsorship Meetings in 2012. He originally joined the Magic in June of 2008 as vice president of corporate partnerships.

Prior to joining the Magic, Bowers spent eight seasons in various roles within the business development department for the Seattle SuperSonics organization. In May of 2007, Bowers was promoted to vice president of business development, where he oversaw the corporate partnership development, revenue generation and client services for both the Sonics and Seattle Storm of the WNBA.

A graduate of Appalachian State University, Bowers began his career in professional sports with the San Diego Padres, where, as a senior sales executive, he assisted in fiscally rejuvenating previously unrealized revenue streams by selling newly developed stadium signage, website advertising and multi-dimensional marketing programs.

Bowers currently resides in Orinda with his wife April and daughters, Charlie and Poppy.

WARRIORS BUSINESS EXECUTIVES

DAVID KELLY

GENERAL COUNSEL AND VICE PRESIDENT, BASKETBALL MANAGEMENT & STRATEGY

David Kelly is currently in his sixth season with the Golden State Warriors. In the role of General Counsel and Vice President, Basketball Management & Strategy, Kelly serves as the team's chief legal officer, manages matters related to the salary cap and luxury tax planning, and manages many of the company's key projects and initiatives on both the business and basketball sides of the operation, including legal matters related to Chase Center, the proposed new sports and entertainment center in San Francisco's Mission Bay neighborhood.

This past March, Kelly received The Recorder Magazine's 2016 In-House Impact Award, recognizing California litigation practices that delivered exceptional results on critical and challenging matters for their companies.

Prior to joining the Warriors, Kelly was a partner at Katten Muchin Rosenman LLP where he provided legal counsel to a variety of sports teams and related clients, including the Golden State Warriors, Boston Celtics, Chicago Bulls, Oakland Athletics, Chicago White Sox, St. Louis Blues, Stockton Thunder, Time Warner Cable and Comcast Spectacor, regarding television, radio and internet rights agreements, arena/stadium matters, intellectual property issues, and sponsorship and naming rights agreements. David also advised clients in corporate transactions such as mergers, acquisitions and tender offers; represented underwriters in public offerings; and provided counsel to public companies with respect to securities law compliance, disclosure requirements and corporate governance matters.

David has a passion for music and his work as a musician has been featured on the CBS Evening News and CNN, and in Time Magazine, the New York Times, the Chicago Tribune and the Wall Street Journal. He has also toured in the United States, Canada, England, the Netherlands, Sweden, Portugal and Brazil.

A native of Chicago, David earned his Bachelor of Arts degree from Morehouse College in 1996 and his Juris Doctor degree from the University of Illinois College of Law in 2004. He and his wife, Zeenat, have three children.



BRANDON SCHNEIDER

SENIOR VICE PRESIDENT, BUSINESS DEVELOPMENT

Brandon Schneider is in his 15th season with the Warriors organization, his third as senior vice president, business development. In his current role, Schneider is responsible for all strategic planning and execution related to the organization's ticket and suite sales, services, and operations efforts. He also manages the team's retail business both online and at Oracle Arena, and remains laser focused on continuing to improve the overall fan experience at Oracle Arena. Schneider is leveraging his experience with the team in working with architects and the design team in ensuring the Warriors execute on their plan of building Chase Center, a world class arena in San Francisco. Lastly, Schneider also oversees the Warriors' NBA Development League team, the Santa Cruz Warriors, and is committed to helping the organization develop both basketball and business

talent through this important arm of the organization. Prior to assuming his current position, Schneider most recently served two seasons as group vice president of ticket sales and services, and three seasons as vice president, ticket sales and services.

Under Schneider's leadership the Warriors' season ticket base has grown to a franchise record 14,500 seats, and he spearheaded a successful renewal strategy that resulted in a 90%+ season ticket renewal rate in each of the past four seasons. The Warriors launched a Priority Wait List for season tickets prior to the 2013-14 season, and that list has grown to more than 33,000 members who are committed to purchasing season tickets if/when they become available. He pushed the organization to successfully adopt a dynamic ticket pricing model prior to the 2011-12 campaign, and mirrored the model on the suite level shortly thereafter. He led the Warriors to a 189-game and counting sellout streak by the end of the 2015-16 season, during which the Warriors' ticket sales and services department received four "best in industry" awards at the 2016 NBA Sales and Marketing Meetings.

Prior to being named VP, Schneider served as the team's executive director of ticket sales in 2008-09 after serving as the director of ticket sales for the 2006-07 and 2007-08 seasons. Schneider originally joined the Warriors in the summer of 2002 as a season ticket account executive before being promoted to ticket sales manager in June of 2004 and assistant director of ticket sales the following April.

A Bay Area native, Schneider graduated from UCLA in 2001 with a degree in business economics and an accounting minor. A diehard fan of both the San Francisco 49ers and San Francisco Giants, he lives in Oakland with his wife, Amanda.

**JOHN BEAVEN****VICE PRESIDENT, TICKET SALES & SERVICES**

John Beaven is currently in his 14th season with the Golden State Warriors organization, his second as the team's vice president of ticket sales and services. In his current role, Beaven is responsible for overseeing all aspects of the team's ticketing efforts, which include the strategic planning and execution for season ticket and single game initiatives, customer service, and ticket operations. Under Beaven's guidance, the Warriors' season ticket base has remained at a franchise record 14,500 seats for the last three seasons with season ticket renewal rates over 90%, including a franchise record 99% renewal rate for the 2016-17 season. The Warriors also launched a Season Ticket Priority Wait List at the start of the 2013-14 season, which has grown to over 33,000 members.



Prior to being promoted to his current role, Beaven served as the executive director of ticket sales, including in the summer of 2013 when the team surpassed 14,000 season ticket holders for the first time in franchise history. Previously, he also served as the team's director of group sales for three seasons, when he helped double the department's annual sales numbers and managed to eclipse the league benchmark of 3,000 departmental group tickets sold per game for the 2009-10 season. He originally joined the organization in 2003 as a season ticket account executive before being named group sales manager two years later.

A native of London, England, Beaven spent his childhood in Sacramento before receiving his bachelor's degree in general biology from the University of California, San Diego in 2002. John currently resides in Potrero Hill with his wife, Tarah, their son Foster, and dog, Taz. He also has a daughter, Sara Beaven.

**GAIL HUNTER****VICE PRESIDENT OF PUBLIC AFFAIRS, COMMUNITY RELATIONS & EVENT MANAGEMENT**

Gail Hunter is in her fifth season as vice president of public affairs, community relations and event management for the Golden State Warriors. In this multifaceted role, Hunter leads the organization's community affairs efforts in the Bay Area as well as the Warriors' engagement efforts in San Francisco with regards to the planning and construction of Chase Center, the proposed privately financed sports and entertainment center in San Francisco's Mission Bay neighborhood. Hunter also serves as the organization's liaison with the groups that collectively operate Oracle Arena, including the Joint Powers Authority, AEG and Levy Restaurants. Additionally, she leads the Warriors Events department and serves on the board of the Warriors Community Foundation.

Hunter joined the Warriors in September of 2012 after 13 years at the National Basketball Association, the last 10 of which she served as the league's Senior Vice President, Events and Attractions. In that role she managed the NBA's and WNBA's domestic and international grassroots marketing programs, including NBA All-Star, NBA All-Star Jam Session, NBA Jam Van, NBA Summer League and NBA Nation. Hunter's duties with these events included the conceptualization of overall event themes, designs and elements, while also overseeing production, operations, sponsorship management, execution, public relations, marketing and advertising. Additionally, she served as the NBA All-Star liaison with the host team, city and governmental entities, and community organizations.

Prior to joining the NBA, Hunter served as the Director of Corporate Marketing for the Seattle Mariners, where she was in charge of corporate sponsorship sales, corporate development, marketing, and ballpark planning for Safeco Field. Before joining the Mariners, she spent seven years as Director of Promotional Events for Major League Baseball, where she developed and managed baseball's premier All-Star event, All-Star Fan Fest.

Hunter earned her Bachelor of Arts degree in theatre arts and business administration from the Fredonia campus of the State University of New York and earned her law degree from the University of North Carolina. A member of the Washington State Bar, she practiced with the firm of Schweppe, Krug and Tausend in Seattle before beginning her sports business career as the Assistant Director of Championships for the NCAA.

Among her many awards and accomplishments, Hunter was inducted into the Alameda County Women's Hall of Fame in March of 2016, being honored for her outstanding commitment and service to local communities and youth. Additionally, the SportsBusiness Journal selected Hunter as a member of their 2014 class of "Game Changers: Women in Sports Business," which recognizes women in the industry who have played key roles in their respective fields. An active member of WISE (Women In Sports & Events) who serves as a mentor in the WISE Within mentorship program, she was named a 2012 WISE Women of the Year Award recipient. Hunter resides in Oakland with her wife, Nadine, and their two children, Olivia and Bryant.

WARRIORS BUSINESS EXECUTIVES

KENNY LAUER

VICE PRESIDENT, DIGITAL & MARKETING

Kenny Lauer is in his fourth season as vice president, digital and marketing for the Golden State Warriors. In this role, Lauer oversees all digital strategies and all day to day management of marketing, game experience, youth basketball camps, and retail. Additionally, he drives all experience and ideation initiatives related to Oracle Arena and future development for Chase Center, the team's proposed arena in San Francisco's Mission Bay neighborhood.

Prior to joining the Warriors, Lauer most recently served as the vice president, digital experience at George P. Johnson. Running the worldwide Digital Experience group, he was responsible for the creation and threading of digital experiences in both the live and virtual marketing efforts of some of the largest companies in the world.

Lauer's diverse background includes an array of creative and quantitative roles at agencies and within corporate marketing teams. Lauer started his career at Apple Computer, was an enterprise strategic consultant at KPMG and a CRM strategist at Peppers & Rogers Group, where he assisted clients such as Ford, E*Trade, Adobe, Hewlett Packard and SAP build better customer relationships. He also was co-founder, CVP at Top Niche Partners, an online performance marketing agency specializing in helping clients improve the performance of their online properties and marketing programs. Prior to his role at Peppers & Rogers Group, Lauer was the director of consulting services for Prospero Technologies, an interactive technology and services firm where he led Fortune 500 clients through the strategic process of building better relationships through online communities.

A graduate from the University of California, Berkeley with a degree in Psychology, Lauer is also an active member of The Academy of Television Arts & Sciences (Emmys); Interactive Media Peer Group; an Advisory Board Member to the SXSW Interactive Festival; and was awarded the "Certified Experience Economy Expert" designation from Strategic Horizons.



RAYMOND RIDDER

VICE PRESIDENT, COMMUNICATIONS

Raymond Ridder is currently in his 19th season with the Golden State Warriors and his sixth as the team's vice president of communications. A 26-year member of the NBA PR community, Ridder is currently serving his second tour of duty as the Pacific Division's representative on the NBA's PR Advisory Committee.

Prior to being promoted to his current position, Ridder spent eight seasons as the team's executive director of public relations after joining the organization prior to the 1998-99 campaign as the team's PR director. In his current capacity, Ridder is the primary liaison between the Warriors and the local, national and international media. He is responsible for creating various PR plans and strategies for the organization and for coordinating and overseeing all player/media interviews, press conferences and written information disseminated by the team. Additionally, he oversees the team's corporate and community communications efforts.

Following the 2015-16 season, Ridder and the Warriors' PR staff were named recipients of the Brian McIntyre Media Relations Award, given annually by the NBA PBWA (Pro Basketball Writers Association) for excellence in media relations. This marked the second time in three years – and the third time in seven years – that the Warriors PR staff, under Ridder's guidance, received this prestigious recognition, as they were also named the McIntyre Award winners following the 2013-14 and 2009-10 seasons.

A 1990 graduate of California State University, San Bernardino, where he earned his B.A. in marketing, Ridder joined the Los Angeles Lakers' public relations department as an intern prior to the 1990-91 season. He was promoted to assistant public relations director in June of 1993 and spent the following six seasons in that capacity with the Lakers. During his tenure in Los Angeles, the Lakers were at the center of the NBA's stage on numerous occasions, including Magic Johnson's retirement and comeback, the signing of center Shaquille O'Neal and the media hype generated by young phenom Kobe Bryant.

An avid runner and die-hard fan of the Cincinnati Reds and Dallas Cowboys, Ridder is a native of Riverside, CA, and currently resides in Dublin with his wife, Sanae.



MARTY GLICK

SPECIAL ADVISOR TO OWNERSHIP


Marty Glick is in his sixth season with the Golden State Warriors, his fourth as special advisor to ownership. In this capacity, Glick is primarily responsible for the financing and overseeing of the financial aspects of Chase Center, the team's proposed state-of-the-art sports and entertainment center, and all related development, in San Francisco. He is also a board member for the Warriors Community Foundation.

Prior to assuming his current role in the summer of 2013, Glick served two seasons as chief financial officer for the Warriors, overseeing all financial strategy, planning and accounting for the organization. He is also a minority owner.

A highly-regarded former biotech executive whose affiliations have a history of innovative success, Glick has accumulated a wealth of experience as a prominent financial figure for several large biotech businesses during his career. He spent more than a decade (1987-1997) at Genentech of South San Francisco, where he most recently served as vice president of finance. He also served as executive vice president and chief financial officer of Theravance, a Bay Area-based drug discovery company, for seven years (1998-2005) and was a co-founder and board member of Eyetech Pharmaceuticals.

Additionally, Glick was co-founder and chairman of the board of PEAK Surgical – an innovative private medical device company – and his résumé also includes a seven-plus year stint as the chair of the Biotech Tax and Finance Committee.

A native of Chicago, Illinois, Glick earned his MBA in Finance at Kellogg School of Management (Northwestern University), his BSBA in Accounting at Creighton University and is also a CPA and Chartered Accountant (Ontario, Canada).



WARRIORS BUSINESS: BY THE NUMBERS

189: The Warriors, who sold out every home game during the last three seasons, have sold out 189 consecutive games overall at Oracle Arena (regular season and playoffs), the longest streak for the club since the arena's capacity was increased from 15,025 to 19,596 in 1997.

33,000: The Warriors, after capping season ticket sales at 14,500 during the 2013-14 season and establishing a single-season franchise record, now have a Season Ticket Priority Wait List of over 33,000.

99.5: The Warriors renewed 99.5% of their season ticket holders for the 2016-17 season (fourth straight season with a renewal rate over 90%). Only 23 seats were not renewed.

1: The Warriors were named the 2016 winner of the Entrepreneurial Company of the Year (ENCORE) Award by the Stanford University Graduate School of Business, becoming the first sports franchise to ever win the prestigious award. Presented annually since 1982, the ENCORE Award recognizes best in class entrepreneurial companies from around the world, including such recent winners as Google (2004), Apple (2005), and Amazon (2010).

700: The Warriors have seen a 700% growth in their merchandise business over the past two years.

9.7: During the 2015-16 regular season, the Warriors' local average TV rating on CSN Bay Area (9.7) ranked first overall among NBA teams on an RSN (Regional Sports Network).

157: The average household rating for the Warriors' 2015-16 regular season games on CSN Bay Area increased 157% compared to the 2014-15 regular season.

20,000,000: In July, the Warriors surpassed over 20 million combined social followers, becoming only one of four teams in the NBA to have over 20 million total followers (Miami Heat, Los Angeles Lakers and Chicago Bulls).

GSW ARENA LLC

GSW Arena LLC, founded in 2010, is privately funding the construction of a new sports and entertainment arena to be named Chase Center, which will be the anchor of an 11-acre mixed use complex on private property in San Francisco's Mission Bay neighborhood.

Set to open for the start of the 2019-20 NBA season, the 18,000-seat Chase Center will anchor a district of restaurants, cafes, offices, public plazas and other amenities the neighborhood currently lacks, along with a new five-and-a-half-acre public waterfront park. For more information on Chase Center, visit ChaseCenter.com.

CHASE CENTER





STEPHEN COLLINS

CHIEF OPERATING OFFICER, GSW ARENA LLC

Stephen Collins is currently in his second season with the Golden State Warriors as the chief operating officer of GSW Arena LLC. In this role, Collins oversees all operations as it relates to Chase Center, the Warriors state-of-the-art sports and entertainment center in San Francisco's Mission Bay neighborhood, reporting to Warriors President & Chief Operating Officer Rick Welts.

Collins joined the Warriors in May of 2015, bringing 20 years of experience in operations and event management with the top venues in the industry. Most recently he was the executive vice president of facilities for Madison Square Garden, overseeing operations for all MSG properties including Madison Square Garden Arena, Radio City Music Hall, the Los Angeles Forum, the Beacon Theater and the Chicago Theater. Collins managed the \$1 billion renovation of Madison Square Garden arena, as well as the \$120 million renovation of the LA Forum. In addition, he was responsible for all facility operations including food and beverage, event production and operations, merchandising, guest services, security, finance, legal, human resources and construction.

Prior to Madison Square Garden, Collins led operations for Giants Stadium and Meadowlands Arena for the New Jersey Sports & Exposition Authority. During his role with Giants Stadium, Collins was responsible for overseeing event management, physical plant, capital projects, and the practice facility. While with Meadowlands Arena, Collins ran event management and operations for nearly a decade.

Collins graduated from Gettysburg College in Gettysburg, Pennsylvania with a degree in Business.



ERIC BRESLER

EXECUTIVE DIRECTOR, CHASE CENTER

Eric Bresler is currently in his first year as executive director of Chase Center, the Golden State Warriors' state-of-the-art sports and entertainment complex in San Francisco's Mission Bay neighborhood. In this role, he leads the overall activation of Chase Center, including programming, content development and venue operations.

Bresler brings nearly three decades of experience in venue management in the sports and entertainment industry to GSW Arena LLC. Most recently he served as the Vice President of Event Booking and Development for AEG Facilities for eight years, overseeing the programming of concerts, festivals, family shows, championship sports exhibitions and special events within AEG's portfolio of top facilities. In addition, he was engaged with business development including event

revenue generation and marketing efforts at the venues. Bresler was a part of numerous major venue openings during his time with AEG Facilities.

Prior to his success at AEG Facilities, Bresler spent eight years as Vice President of Arena Bookings and Marketing for the Heat Group/AmericanAirlines Arena in Miami, Florida, where he opened the Miami Heat's new waterfront arena. He was responsible for event programming, revenue and venue marketing, and public relations. Bresler began his career in South Florida at what is now known as Hard Rock Stadium, working in the stadium business offices with a focus on marketing and public relations. He later joined the Charlotte Coliseum, the former home of the NBA's Charlotte Hornets and Charlotte Bobcats, handling the event and venue marketing and public relations efforts. He left Charlotte and joined what is now known as the Amalie Arena in Tampa, Florida, the home of the Tampa Bay Lightning, as the Director of Marketing, where he was active in the grand opening of the new arena which proved to be his first successful major venue opening.

Bresler is a graduate of the University of Arizona with a degree in radio/television/journalism and currently lives in San Francisco.

WARRIORS COMMUNITY AMBASSADORS

ALVIN ATTLES

WARRIORS LEGEND & COMMUNITY AMBASSADOR

Currently in his 57th year with the Warriors organization, Al Attles' current stint with the same team represents the longest active streak in the NBA. Attles, who celebrated his 80th birthday on November 7, 2016, joined the Warriors in 1960 (Philadelphia Warriors' fifth-round draft choice) and has since been affiliated with the club in one capacity or another, building a unique relationship based on commitment, loyalty and dedication.

In August 2014, Attles was honored by the Naismith Memorial Basketball Hall of Fame with the John R. Bunn Lifetime Achievement Award. The award, which is the most prestigious of its kind presented by the Hall of Fame outside of Enshrinement, honors coaches, players and contributors whose outstanding accomplishments have impacted the game of basketball.

Attles is one of only six players in Warriors history to have his jersey retired (#16) – joining Rick Barry (#24), Wilt Chamberlain (#13), Tom Meschery (#14), Chris Mullin (#17), and Nate Thurmond (#42) – and remains one of the most publicly recognizable sports figures in the Bay Area.

His endless contributions locally as a player, executive and civic leader resulted in his much-deserved induction into the Bay Area Sports Hall of Fame in 1993. In the summer of 2006, the newly refurbished outdoor basketball court at Lincoln Square Park in downtown Oakland was permanently renamed "Alvin Attles Court" in honor of the local legend and longtime Oakland resident. And, most recently, the Warriors announced that the team will present the Alvin Attles Volunteer Award to the team employee who goes above and beyond in their efforts to serve the Bay Area community as part of the organization's Helping Hands volunteer program.

In the latter stages of the 1969-70 NBA campaign, Attles was named head coach of the Warriors, replacing George Lee after 52 games (spent the final two years of his playing career [1969-70 and 1970-71] as a player/coach). His 30-game stint as head coach to end that season proved to be the start of the longest head coaching run in Warriors franchise history, a 13-plus year tenure which produced, among other highlights, the first NBA Championship in the club's West Coast history (1974-75).

During his 13-year coaching run, Attles guided the Warriors to six playoff berths, two division titles and amassed an overall record of 557-518, which ranks 25th on the NBA's all-time coach win list. One season after leading Golden State to the NBA title, he led the Warriors to a sparkling 59-23 record in 1975-76, which stood as the best mark in franchise history until 2014-15 and was the top record in the NBA that season. He also was named head coach of the Western Conference All-Star Team in both 1975 and 1976. Attles completed his coaching career in 1982-83 to become the Warriors GM, heading the team's basketball operations for three years.



One of the most aggressive and hard-nosed players in the league, Attles earned the unique nickname of "The Destroyer," which appropriately described his mentality on the floor. During his 11-year NBA career, he averaged 8.9 points, 3.5 rebounds and 3.5 assists in 711 regular-season games and currently ranks fifth on the Warriors all-time games played list (711). Furthermore, he was involved in one of the most memorable games in NBA history on March 2, 1962, when he and teammate Wilt Chamberlain combined for 117 points against the New York Knicks, the most ever by a pair of players in league annals. In that game, Attles tallied 17 points (8-8 FG, 1-1 FT), while Chamberlain netted an all-time NBA record 100 points. He retired following the 1970-71 campaign to focus strictly on coaching, eliminating his dual role as player/coach.

A 1960 graduate of North Carolina A&T, Attles earned his bachelor's degree in Physical Education and History. He later added a master's degree in Curriculum and Instruction to his credentials from the University of San Francisco in 1983. In 2015, Attles became the first player to have his number retired by North Carolina A&T when the school hung his #22 jersey from the rafters.

Al and his wife, Wilhelmina, reside in Oakland and have two adult children, Alvin III and Erica.





ADONAL FOYLE

WARRIORS COMMUNITY AMBASSADOR



One of only six players in franchise history to play 10 seasons in a Warriors uniform, Adonal Foyle is in his third season as a community ambassador for the Golden State Warriors. A native of St. Vincent and the Grenadines, Foyle remains the Warriors' all-time leader in blocked shots (1,140) while ranking seventh on the team's all-time games played list (641).

Selected eighth overall by the Warriors in the 1997 NBA Draft, the 6'10" center averaged 4.4 points, 5.0 rebounds and 1.78 blocks per game over his 10 seasons with Golden State (1997-2007). Foyle, who was raised on the small island of Canouan and did not play organized basketball until he was 16 years old, ranked in the NBA's top-10 in blocked shots four times.

After his 10-year stint with the Warriors, Foyle played two more NBA seasons – appearing in 82 games with the Orlando Magic in 2007-08 and a total of 10 games combined between the Magic and Memphis Grizzlies in 2008-09. He finished his 12-year professional career with averages of 4.1 points, 4.7 rebounds and 1.63 blocks over 733 regular-season games. Foyle most recently served as Director of Player Development for the Orlando Magic from 2010-12.

Celebrated across the NBA for his tireless humanitarian efforts, Foyle received the Warriors Community Service Award during the 2001-02 season. He also received the NBA's Community Assist monthly award twice during his NBA career (January 2002 and September 2004), and he was recognized multiple times by The Sporting News as one of the "Good Guys" in sports, highlighting his outstanding character and exemplary civic responsibility.

Foyle was inducted into the World Sports Humanitarian Hall of Fame in 2009 for his work throughout his career, particularly with the Kerosene Lamp Foundation (KLF), which he founded in 2003. KLF, which empowers youth to grow into healthy and well-educated adults, has directly reached more than 5,000 children in the Caribbean and United States.

Foyle graduated magna cum laude from Colgate University in 1999 with a bachelor's degree in history, and earned his master's degree from John F. Kennedy University – a degree he began pursuing while still in the NBA. He currently resides in the East Bay, where he has maintained a home since his playing days with the Warriors.



Unveiling of the newly refurbished Nate Thurmond Panhandle Basketball Courts in San Francisco on September 10, 2016. The courts were initially refurbished by the Warriors and the Good Tidings Foundation in 2000 when then-San Francisco Mayor Willie Brown dedicated the courts in honor of Thurmond, the longtime Warriors Community Ambassador.

WARRIORS BROADCAST TEAM

BOB FITZGERALD

TELEVISION PLAY-BY-PLAY ANNOUNCER

One of the most recognizable sports personalities in the Bay Area, Bob Fitzgerald is currently in his 20th season as television play-by-play announcer for the Warriors on CSN Bay Area. Since his arrival, the Warriors broadcast team has received 14 nominations and won three Emmy Awards for "Best Live Sports Broadcast," most recently for CSN Bay Area's broadcast of the Warriors vs. Kings game during the 2014-15 season that featured Klay Thompson's NBA-record 37 points in a single quarter. Fitzgerald has received six Emmy nominations for "Best On-Camera" and was awarded the Emmy for "Best On-Camera, Play-by-Play Sports" for Northern California in 2007 and 2014.

Fitzgerald, a well-known figure throughout the Bay Area sports TV and radio scene, is currently a co-host of the popular "Fitz and Brooks" show from 1:00 - 3:00 p.m. on KNBR 680. He joined the Warriors organization in 1993 as a backup play-by-play broadcaster on the Warriors radio network and was a substitute host of the Warriors Roundtable television programs. Fitzgerald was the television and radio voice for the San Jose SaberCats of the Arena Football League and spent six years as the play-by-play voice for ESPN's NBA Basketball video game series. Fitz also wrote a column for the Oakland Tribune and ANG Newspapers for seven years and currently handles San Francisco 49ers preseason broadcasts.

On a national basis, Fitzgerald currently calls NFL and college football games for Sports USA Radio. He has nearly 20 years of experience broadcasting Olympic sports, as his additional credits include NBC's 2012 London Summer Olympics (Men's and Women's Basketball), 2008 Beijing Summer Olympics (Water Polo), 2004 Athens Summer Olympics (Team USA Men's and Women's Basketball) and the 1996 Atlanta Summer Olympics (Swimming). He has also called network television NFL broadcasts and the NBA D-League Finals series for Versus in 2010.

A graduate of the University of Notre Dame, Fitzgerald also received his master's degree in Sports Management from The Ohio State University. While at Notre Dame, he worked as a play-by-play broadcaster for Fighting Irish football and basketball on campus radio station WVFI.

An avid golfer, Bob lives on the Peninsula with his children, Erin, Ryan and Quinn.



JIM BARNETT

TELEVISION ANALYST

Jim Barnett is in his 32nd season as the Warriors television analyst, having called the action and provided unique insights for three decades worth of the organization's greatest moments – from Sleepy Floyd's record-setting playoff performance, to the Run-TMC era, to We Believe, to the club's four most-recent playoff appearances, the 2015 NBA Championship season, and everything in between.

A self-proclaimed gym rat who still finds time to work on his jump shot, Barnett continues a deep-rooted passion for the game of basketball. He showed it on the court during an 11-year NBA career and now shares his passion with viewers as the Warriors color commentator. Once again this season, Barnett will join Bob Fitzgerald in broadcasting all Warriors games on Comcast SportsNet Bay Area.

In addition to his broadcast work, Barnett plays an active role on a variety of television and radio programs throughout the basketball season. He serves as a co-host on various Warriors programs, including all postgame radio shows. Active in the community, Barnett also entertains a number of speaking engagements throughout the greater Bay Area during the year, including several guest appearances at Warriors Basketball Camp sessions.

Barnett's NBA career began when the Boston Celtics selected him with the eighth overall pick in the 1966 NBA Draft. He later played for the Warriors for three seasons (1971-74) and five other teams during his 11-year career. Barnett teamed up with many of the league's Hall of Famers, including Warriors stars Rick Barry and Nate Thurmond, as well as Bill Russell, John Havlicek, Walt Frazier, Earl Monroe, Pete Maravich and Julius Erving. Nicknamed "Crazy Horse," Barnett averaged 11.7 points, 3.1 rebounds and 3.0 assists in 732 games.

While Barnett's NBA career is over, his playing days certainly are not. Since 1984, he has participated in the National AAU Master's Championship in Ft. Lauderdale, Florida, and still competes in several international Master's Tournaments each year.

A native of Riverside, California, Barnett was a basketball All-American at the University of Oregon and is a member of both the University of Oregon and State of Oregon Athletics Hall of Fame, as well as the Riverside Hall of Fame. Currently residing in Orinda, Barnett enjoys golfing, biking, tennis, and spending time with his daughter, Jennifer, her husband, Scott, and his seven-year-old granddaughter, Stella Hope.





TIM ROYE

RADIO PLAY-BY-PLAY ANNOUNCER

Tim Roye is in his 22nd season of handling the play-by-play duties for all Warriors radio broadcasts on the club's flagship station, 95.7 The Game FM, and the Warriors Radio Network. In the last two seasons alone he has called the action for 209 regular-season and postseason games, a historic 73-win campaign, and a pair of trips to the NBA Finals. Roye spoke for Warrior fans everywhere when, at the final buzzer of Game 6 of the 2015 NBA Finals in Cleveland, he famously proclaimed, "It's taken 40 years, but once again, the Bay's team is the best team! The Golden State Warriors have won the NBA title!"



In addition to his play-by-play duties, Roye also continues to host the Warriors' pregame and postgame shows. Overall, this is his 28th year of working NBA play-by-play.

In recent years, Roye has also done television baseball play-by-play work for the Oakland A's and Sacramento Rivercats (then the Oakland A's Triple-A affiliate), television play-by-play for Cal Football, and has served as a back-up radio broadcaster for Stanford Football for the past decade. In the past, he has also served as an auto racing analyst for CSN Bay Area.

Prior to his arrival to Golden State in 1995, Roye spent six seasons with the Sacramento Kings' broadcast team as the pregame, halftime and postgame host for the team's radio broadcasts on KHTK-AM and KFBK-AM. He also handled the radio play-by-play duties for 45 games during the 1994-95 season. Roye hosted a daily three-hour sports talk show on KHTK as well as a weekly two-hour Kings radio program. Prior to his work at KHTK, Roye served as sports director at KFBK in Sacramento for five years (1989-94), handled radio play-by-play and television color analyst duties for the Sacramento Gold Miners of the Canadian Football League, and was also the radio voice of Sac State football, basketball and baseball. Roye spent two years in the Phoenix market from 1987-89, serving as a talk show host for KTAR radio and a correspondent for the Arizona Cardinals Radio Network. He also served as the color analyst for the Arizona State University Basketball Network and called play-by-play for the Phoenix Firebirds and Sun Devil baseball teams.

Following his graduation from Utica College in New York, Roye spent eight years (1978-86) as the sports director at Utica's WIBX-WNYZ radio. He later moved to Birmingham, Alabama, where he was the sports director at WVOK radio from 1986-87 and was the voice of UAB men's basketball.

Tim was inducted into the Utica College Hall of Fame in 2013, earning the Lifetime Achievement honor. He is also a member of the SUNY Utica Hall of Fame.

The Chula Vista, California, native resides in Fairfield with his wife, Cinde, and their two children, Zachary James and Gabrielle Elizabeth. In the offseason, he helps run basketball camps and participates in various charity events throughout the Bay Area.



95.7 The Game (KGMZ-FM) is the flagship radio station of the Golden State Warriors. In addition to airing all preseason, regular-season and postseason games, the San Francisco-based all-sports station's Warriors programming includes expanded pre- & post-game shows and heightened daily Warriors coverage.

Warriors Radio Network Affiliates

- 95.3 FM - KRTY - South Bay
- 95.3 FM - KUIJ - Far East Bay
- 1350 AM/103.5 FM - KSRO - Sonoma County
- 1440 AM - KVON - Napa County
- 970 AM - KESP - Modesto
- 1460 AM/101.1 FM - KION - Salinas, Santa Cruz, Monterey
- 92.7 FM - KUNK - Fort Bragg, Ukiah
- 106.3 FM - KINS - Eureka
- 1490 AM/104.9 FM - KRKC - King City



CSN Bay Area is once again the exclusive television home for Warriors games in Northern California, as the network will televise a total of 72 contests during the 2016-17 campaign. CSN Bay Area provides extensive game day coverage with one-hour *Warriors Pregame Live* and *Warriors Postgame Live*; season-long, comprehensive Warriors and NBA news, analysis and insider reports on *SportsNet Central*, *SportsTalk Live* and *Warriors Central*, a monthly half-hour magazine-style show; and in-depth 24/7 online coverage on CSNBayArea.com.



WARRIORS

CROSSOVER

JERSEY


A PIECE OF OUR PAST REIMAGINED FOR THE PRESENT

 [WARRIORS.COM](https://www.warriors.com)

THE PLAYERS



IAN CLARK | GUARD



HEIGHT: 6-3
WEIGHT: 175
BIRTHDATE: MARCH 7, 1991
BIRTHPLACE: MEMPHIS, TN
COLLEGE: BELMONT
HIGH SCHOOL: GERMANTOWN (TN)
NBA EXPERIENCE: 3 YEARS
DRAFTED BY: WAS NOT DRAFTED
HOW ACQUIRED: SIGNED AS A FREE AGENT ON SEPTEMBER 25, 2015. RE-SIGNED WITH WARRIORS ON JULY 8, 2016.



NBA CAREER HIGHLIGHTS:

- For print features, videos & audio interviews, visit <http://www.nba.com/warriors/media/ianclark>
- Was not selected by an NBA franchise in the 2013 NBA Draft.
- Signed as a free agent with Utah on July 29, 2013.
- Waived by Utah on March 26, 2015.
- Claimed off waivers by Denver on March 28, 2015.
- Signed as a free agent with Golden State on September 25, 2015.
- Signed as a free agent with Golden State on July 8, 2016.
- Named the 2013 NBA Summer League Championship Game Most Valuable Player after helping the Warriors to the Summer League title in Las Vegas, tallying a game-high 33 points off the bench on 7/22 vs. Phoenix while hitting seven three-pointers (7-of-10 3FG).
- Entering the 2016-17 season, owns career averages of 3.0 points and 7.9 minutes in 119 games (one start) over three seasons with Utah, Denver and Golden State.
- Appeared in 16 postseason games, averaging 4.1 points, 1.1 rebounds and 1.0 assist in 9.6 minutes, shooting 49.1 percent from the field.

2015-16 HIGHLIGHTS WITH GOLDEN STATE:

- Appeared in a career-high 66 games (one start), averaging 3.6 points, 1.0 rebound and 1.0 assist in 8.8 minutes, shooting a career-high 44.1 percent from the field.
- Scored in double figures six times and 20-plus once.
- Tied a career-high with four rebounds on 3/11 vs. Portland.
- Appeared in his 100th career game on 3/1 vs. Atlanta, tallying three points and two rebounds in 15 minutes.
- Recorded career-highs of six assists and four blocks on 1/5 at the L.A. Lakers while matching a career-best with four rebounds.
- Scored 15 points in a career-high 37 minutes on 1/2 vs. Denver, marking his fourth-straight game scoring in double-figures (12/28-1/2), a career-best streak.
- Scored a career-high 21 points on 12/30 at Dallas, hitting 8-of-12 (.667) from the field.
- Made his first career start on 12/11 at Boston, tallying six points and three rebounds in 19 minutes.
- Hit a career-high four threes on five attempts in just six minutes on 11/30 at Utah, finishing with 12 points.
- Scored 15 points in 12 minutes (all in the fourth quarter) on 11/2 vs. Memphis, hitting a perfect 4-of-4 from the field, including one three-pointer, and a career-high six free throws on six attempts.
- Made his Warriors debut on 10/30 at Houston, tallying two points and two assists in five minutes.
- DNP-CD 12 times... Inactive four times.

2016 POSTSEASON HIGHLIGHTS WITH GOLDEN STATE:

- Appeared in 16 postseason games, averaging 4.1 points, 1.1 rebounds and 1.0 assist in 9.6 minutes, shooting 49.1 percent from the field.
- Made his NBA Finals debut in Game 1 of The Finals on 6/2 vs. Cleveland, logging three minutes.
- Grabbed a postseason career-high four rebounds in Game 3 of the Western Conference Finals on 5/22 at Oklahoma City, tallying eight points, three assists and two steals in 20 minutes.
- Swiped a playoff career-high three steals in Game 5 of the First Round on 4/27 vs. Houston.
- Tallied playoff career-highs in points (11), assists (5) and minutes (21) in Game 3 of the First Round on 4/21 vs. Houston, marking his first career postseason game in double figures.
- Made his NBA playoff debut in Game 1 of the First Round on 4/16 vs. Houston, connecting on one three-pointer to finish with three points in four minutes.

IAN CLARK



2014-15 HIGHLIGHTS WITH UTAH & DENVER:

- Appeared in 30 games with Utah and Denver, averaging 1.9 points in 6.4 minutes.
- Appeared in 23 games with Utah, averaging 1.9 points in 7.0 minutes.
- Appeared in seven games with Denver, averaging 1.9 points in 4.4 minutes.
- Matched a season-high with nine points on 4/15 at Golden State, tying a season-high with three steals.
- Scored a season-high nine points on 1/3 at Minnesota, hitting a season-high three three-pointers on three attempts.
- Played a season-high 21 minutes on 1/2 vs. Atlanta, scoring five points and dishing out a season-high four assists.
- Appeared in seven games on assignment with the NBA Development League's Idaho Stampede, averaging 14.0 points and 2.3 rebounds in 31.9 minutes.

2013-14 HIGHLIGHTS WITH UTAH:

- Appeared in 23 games, averaging 3.0 points in 7.5 minutes.
- Scored a season-high 10 points and grabbed two rebounds on 11/18 vs. Golden State.
- Logged a season-high 17 minutes on 11/6 at Boston.
- Made his NBA debut on 11/1 at Phoenix, tallying three rebounds, one steal and one block in nine minutes of play.
- DNP-CD 24 times and inactive 35 times.
- Appeared in six games on assignment with the NBA Development League's Bakersfield Jam, averaging 12.4 points and 3.3 rebounds in 32.3 minutes.

COLLEGIATE HIGHLIGHTS WITH BELMONT:

- Appeared in 133 games over four seasons at Belmont, averaging 14.4 points, 2.9 rebounds, 2.2 assists and 1.22 steals, shooting 48.4 percent from the field and 42.5 percent from three-point range.
- Finished his career as Belmont's NCAA-era all-time leader in points (1,920) and three-point field goals (340).
- Named the Ohio Valley Conference Co-Player of the Year and earned Associated Press All-American Honorable Mention selection as a senior in 2012-13.
- Four-time All-Conference honoree and two-time conference Defensive Player of the Year (Atlantic Sun in 2011-12 and OVC in 2012-13).
- Led Belmont to three consecutive NCAA Tournament berths, earning the team's highest-ever seed (No. 11) in 2012-13.

PERSONAL: Full name is Ian Patrick Clark... Son of Jon and Shelbia Clark... Has one sibling, Chris... Majored in Business Administration... Averaged 23 points, five rebounds and five assists as a senior in high school... Named to the 2009 Tennessee All-Region Team and the 2009 Pepsi/Memphis Commercial Appeal 'Best of the Preps' Basketball Team for Class AAA... First player ever from Germantown High School to make the NBA... Rode in an IndyCar in September 2016 to help promote the GoPro Grand Prix of Sonoma Verizon IndyCar Series season finale... Played AAU Basketball for Memphis YOMCA... Won back-to-back state titles in middle school... Is on Twitter @IanClark.

NBA REGULAR-SEASON RECORD:

Year-Team	G	MIN	FG	FGA	PCT	3FG	3FGA	PCT	FT	FTA	PCT	OFF	DEF	TOT	AST	STL	BLK	PTS	--AVERAGES--		
																			RPG	APG	PPG
13-14 Utah	23	172	26	67	.388	11	31	.355	5	7	.714	3	16	19	15	8	2	68	0.8	0.7	3.0
14-15 Utah/Denver	30	192	19	55	.345	10	30	.333	9	9	1.000	4	12	16	12	9	3	57	0.5	0.4	1.9
15-16 Golden State	66	578	89	202	.441	30	84	.357	28	34	.824	13	55	68	64	17	13	236	1.0	1.0	3.6
TOTALS	119	942	134	324	.414	51	145	.352	42	50	.840	20	83	103	91	34	18	361	0.9	0.8	3.0


NBA PLAYOFF RECORD:

Year-Team	G	MIN	FG	FGA	PCT	3FG	3FGA	PCT	FT	FTA	PCT	OFF	DEF	TOT	AST	STL	BLK	PTS	--AVERAGES--		
																			RPG	APG	PPG
2016 Golden State	16	154	26	53	.491	6	18	.333	8	10	.800	2	15	17	16	8	0	66	1.1	1.0	4.1

REGULAR-SEASON CAREER HGHS:

PTS	21 at Dallas (12/30/15)	3FGM	4 at Utah (11/30/15)
REB	4, four times, last vs. Portland (3/11/16)	3FGA	5, three times, last at Cleveland (1/18/16)
AST	6 at L.A. Lakers (1/5/16)	FTM	6 vs. Memphis (11/2/15)
BLK	4 at L.A. Lakers (1/5/16)	FTA	6 vs. Memphis (11/2/15)
STL	3, twice, last at Golden State (4/15/15)	OREB	2 at Detroit (1/17/14)
FGM	8 at Dallas (12/30/15)	DREB	4 vs. Sacramento (12/28/15)
FGA	12 at Dallas (12/30/15)	MIN	37 vs. Denver (1/2/16)

STEPHEN CURRY | GUARD



HEIGHT: 6-3
WEIGHT: 190
BIRTHDATE: MARCH 14, 1988
BIRTHPLACE: AKRON, OH
COLLEGE: DAVIDSON
HIGH SCHOOL: CHARLOTTE CHRISTIAN (NC)
PRONUNCIATION: STEFF-in
NBA EXPERIENCE: 7 YEARS
DRAFTED BY: GOLDEN STATE, 2009, FIRST ROUND (#7)



NBA CAREER HIGHLIGHTS:

- For print features, video & audio interviews, visit <http://www.nba.com/warriors/media/stephencurry>
- Selected by Golden State as an early entry candidate in the first round (seventh overall) of the 2009 NBA Draft.
- Signed a contract extension with Golden State on October 31, 2012.
- Two-time NBA Most Valuable Player (2014-15 and 2015-16)... Unanimous MVP selection in 2015-16, becoming the first player in the 61-year history of the award to garner every first-place vote... Became the 11th player in NBA history to win the award in consecutive seasons.
- Earned unanimous All-NBA First Team honors in back-to-back seasons (2014-15 and 2015-16)... Named to the All-NBA Second Team in 2013-14.
- Named an NBA All-Star three times (2014 through 2016), starting all three times.
- Unanimous NBA All-Rookie First Team selection in 2009-10 and runner-up for the NBA Rookie of the Year award.
- Won an NBA Championship with Golden State in 2015.
- Became the first player in NBA history to hit 400 three-pointers in a single season, finishing the 2015-16 campaign with an NBA-record 402 three-pointers.
- Has led the NBA in three-pointers made for four-straight seasons (2012-13 through 2015-16), the only player in NBA history to lead the league in three-pointers four times.
- Has hit at least one three-pointer in an NBA-record 152 consecutive regular-season games (11/13/14-4/13/16).
- Has led the league in free throw percentage three times (2010-11, 2014-15 and 2015-16).
- Led the NBA in scoring in 2015-16, averaging 30.1 points per game and becoming the first Warrior to lead the league in scoring since Rick Barry in 1966-67 (35.6 points per game)... Joined Barry and Wilt Chamberlain as the only Warriors to average at least 30 points in a single season.
- Averaged 50.4 percent from the field, 45.4 percent from three-point range and a league-best 90.8 percent from the free throw line in 2015-16, becoming just the seventh player in league annals to hit at least 50 percent from the field, 40 percent from three-point range and 90 percent from the free throw line and just the second player to post a 50/45/90 season (Steve Nash).
- Led the NBA in steals per game (2.14) in 2015-16.
- Named Western Conference Player of the Week seven times and Western Conference Player of the Month five times, both franchise records... Earned Western Conference Rookie of the Month honors three times.
- Won the Three-Point Contest at 2015 NBA All-Star Saturday Night with an event record score of 27 in the final round.
- Became the fastest player in NBA history to hit 1,000 career threes... Playing in his 369th career regular-season game during the 2014-15 campaign, reached the 1,000 three-pointers milestone in 88 fewer games than Dennis Scott, who had previously been the fastest (457 games), becoming the 74th player in NBA history to hit that mark (13th with same franchise).
- Hit a franchise record and NBA-best 93.4 percent from the free throw line in 2010-11, becoming the first Warrior to lead the league in the category since Mark Price shot 90.6 percent from the free throw line in 1996-97.
- Among active players, ranks first in free throw percentage (.902, third all-time), third in steals per game (1.79, 37th all-time), fifth in scoring average (22.4, 25th all-time), seventh in assists per game (6.9, 29th all-time) and ninth in three-pointers made (1,593, 19th all-time).
- Ranks second on the NBA's all-time three-point percentage list with a career-mark of 44.37 percent from distance, behind only current Warriors Head Coach Steve Kerr (.4540).
- On the Warriors' all-time regular-season career leaders lists, ranks first in three-pointers made (1,593), first in free throw percentage (.902), second in three-point percentage (.444), third in steals (886), third in assists (3,393), sixth in assists per game (6.9) and seventh in points per game (22.4).
- Has recorded seven career regular-season triple-doubles, which ranks sixth all-time in Warriors history.

STEPHEN CURRY



- On the Warriors' all-time postseason career leaders lists, ranks first in three-pointers made (242), first in assists (383), second in points (1,488), second in steals (97), third in field goals made (501), third in free throws made (244), third in free throw percentage (.878) and tied for fifth in three-point percentage (.408).
- Won two FIBA gold medals as a member of the USA Men's Basketball Senior National Team, representing his country at the 2014 FIBA Basketball World Cup in Spain and 2010 FIBA World Championships in Turkey.
- Entering the 2016-17 season, owns career averages of 22.4 points, 6.9 assists, 4.3 rebounds, 1.79 steals and 34.9 minutes in 495 games (489 starts) over seven seasons with Golden State, shooting 47.7 percent from the field, 44.4 percent from three-point range and 90.2 percent from the free throw line.
- Appeared in 58 postseason games (57 starts), averaging 25.7 points, 6.6 assists, 4.7 rebounds and 1.67 steals in 38.5 minutes, shooting 44.4 percent from the field, 40.8 percent from three-point range and 87.8 percent from the free throw line.

2015-16 HIGHLIGHTS WITH GOLDEN STATE:

- Appeared in 79 games (all starts), averaging a league-leading and career-high 30.1 points, 6.7 assists, a career-high 5.4 rebounds and a league-leading and career-high 2.14 steals in 34.2 minutes.
- Unanimous selection for the 2015-16 NBA Most Valuable Player Award, the first player in the 61-year history of the award to garner every first-place vote, becoming the 11th player in league history to win the award in consecutive seasons.
- Only player to earn a unanimous selection to the All-NBA First Team in 2015-16, earning his third career All-NBA honor and second-straight unanimous First Team selection.
- Finished fourth in Most Improved Player voting (seven first-place votes), becoming the first reigning MVP to place in the top 10 in Most Improved Player voting the following year.
- Led the NBA in scoring (30.1 points per game), becoming the first Warrior to lead the league in scoring since Rick Barry in 1966-67 (35.6 points per game)... Joined Barry and Wilt Chamberlain as the only Warriors to average at least 30 points in a single season.
- Averaged 50.4 percent from the field, 45.4 percent from three-point range and a league-best 90.8 percent from the free throw line in 2015-16, becoming just the seventh player in league annals to hit at least 50 percent from the field, 40 percent from three-point range and 90 percent from the free throw line and just the second player to post a 50/45/90 season (Steve Nash).
- Became the first guard to average 30 points on at least 50 percent shooting from the field since Michael Jordan in 1991-92, scoring 30 points per game in 34.2 minutes per game, the fewest minutes of any 30-point scorer in NBA history (previous: George Gervin averaged 32.3 points in 35.7 minutes during the 1981-82 season).
- Increased his scoring average by 6.3 points over his 2014-15 average (23.8), the highest year-over-year scoring increase of any reigning MVP in league history (previous: Larry Bird's 4.5-point increase to 28.7 points in 1984-85 from 24.2 points in his MVP campaign in 1983-84).
- Became the first player in NBA history to hit 400 three-pointers in a single season, finishing the campaign with an NBA-record 402 threes... Led the NBA in three-pointers for the fourth-straight season.
- Became the first player in NBA history to hit 300 threes in a single season... Is the first player in NBA history to hit at least 200 three-pointers in four consecutive seasons.
- Recorded four games with double-digit three-pointers, an NBA record for most games with 10-plus threes in a single season.
- Hit a three-pointer in an NBA-record 152 consecutive regular-season games (dating back to the 2014-15 season) and 191-straight including the postseason, which is also an NBA record... Set an NBA-record by hitting a three in 113-straight regular-season road games (dating back to the 2013-14 season).
- Led the league in true shooting percentage (.669) and Player Efficiency Rating (31.56).
- Led the NBA in free throw percentage (.908) for the second-straight season (third overall) and led the league in steals (2.14)... Finished second in three-point percentage (.454).
- Recorded single-season career-high totals in points (2,375), field goals made (805), rebounds (430) and steals (169).
- Became only the second player in NBA history to tally at least 2,000 points, 200 three-pointers, 500 assists and 150 steals in a single season, joining Houston's James Harden in 2014-15.
- Tallied a league-high 40 30-point games, a league-high 13 40-point games and a league-high three 50-point games.
- Recorded nine 20-point/10-assist games (65 career)... Logged four 30-point/10-assist games (25 career).
- Tallied two triple-doubles (seven career).
- Shot 4-of-14 (.286) from 40-plus feet and 21-of-45 (.467) from 30-plus feet.
- Dished out a season-high 15 assists on 4/5 vs. Minnesota, finishing with 21 points and six rebounds.
- Became the sixth player in Warriors history to score 2,000 points in a single season, joining Wilt Chamberlain, Rick Barry, Purvis Short, Chris Mullin and Antawn Jamison in Golden State's 2,000-point club (first since Jamison in 2000-01).
- Earned his fifth Western Conference Player of the Week Award of the season (franchise-record seventh career weekly honor) for games played from 3/7-3/13, leading the Warriors to a 4-0 week.

STEPHEN CURRY

- Became the first player in NBA history to hit 300 threes in a single season, doing so in his 59th game of the season on 3/7 vs. Orlando... Recorded the second 40-point/10-rebound game of his career in that contest, finishing with 41 points and 13 rebounds in 37 minutes.
- Scored 30-plus points in a career-best five-straight games (2/22-3/3), first Warrior to do so since Antawn Jamison in April 2001.
- Earned Western Conference Player of the Month honors in February, becoming the first player in franchise history to earn the award twice in a single season with his franchise-record fifth career monthly honor... Averaged 36.7 points, 7.3 assists, 5.6 rebounds and 1.90 steals while hitting 54.9 percent from the field and 53.6 percent from three-point range in a 9-1 month, the first player to average over 36 points in a calendar month since Kobe Bryant in March 2007.
- Scored 40-plus points in a career-best three-straight games (2/24-2/27), the first Warrior to score 40-plus in three-straight games since Rick Barry in 1967.
- Earned his fourth Western Conference Player of the Week Award of the season for games played on 2/22-2/28, leading the Warriors to a 4-0 week while averaging 43.8 points, 7.3 assists, 5.8 rebounds and 1.50 steals in 35.8 minutes, hitting 60.8 percent from the field and 61.1 percent from three-point range... Became the first player to average at least 43 points on better than 60 percent shooting over a four-game period since Michael Jordan did so from 3/26/90-4/1/90.
- Broke his own record for most three-pointers made in a single season on 2/27 at Oklahoma City, hitting his 287th three in the season's 58th game (his 56th)... Connected on 12 three-pointers in that contest (12-of-16 3FG), setting the franchise record and tying the NBA record for most threes in a single game (Kobe Bryant, Donyell Marshall)... His 12th three-pointer, which was from 37 feet with 0.6 seconds remaining, was the game-winning shot, his fifth career game-winning shot in the game's final three seconds... Became the first player in NBA history to hit at least 10 threes in back-to-back games.
- Hit a three in his 128th consecutive regular-season game on 2/25 at Orlando, breaking Kyle Korver's record for the longest three-point streak in NBA history... Tallied his third 50-point game of the season in that contest, scoring 51 points and hitting a career-high 20 field goals... Connected on 10 three-pointers, becoming the first player ever to record four career double-digit three-point games... Became the first player in NBA history to record a 50-point game with one or fewer free throw attempts... Became the first Warrior to tally three 50-point games in a single season since Rick Barry in 1973-74.
- Earned his third consecutive All-Star Game start, finishing second in overall voting behind only Lakers guard Kobe Bryant... Became just the third player in franchise history to start in three-straight All-Star Games and the first since Rick Barry from 1974-76... Scored 26 points in the 2016 All-Star Game, the most by a Warrior since Rick Barry scored 38 points in the 1967 All-Star Game... Joined Draymond Green and Klay Thompson to give the Warriors three players in the All-Star Game for the first time since 1976, when Rick Barry, Phil Smith and Jamaal Wilkes all represented Golden State at the league's annual showcase.
- Appeared in his fifth career Three-Point Contest at All-Star Weekend in Toronto, finishing runner-up to backcourt mate Klay Thompson.
- Scored 51 points while hitting 19 field goals (11 three-pointers), including 25 first-quarter points on 7-of-8 (.875) from three, on 2/3 at Washington, becoming the first player in NBA history to hit 11 threes in multiple games in his career.
- Broke his own NBA record for three-point field goals in a single month with 81 threes in the month of January (previous: 77 in November 2015).
- Scored his 10,000th career point on 1/25 vs. San Antonio, becoming the ninth player in franchise history to reach the 10,000-point threshold for his career.
- Recorded his second triple-double of the season (seventh career) on 1/22 vs. Indiana, tallying 39 points, 12 assists and 10 rebounds... His 39 points are the most he's scored in a triple-double in his career.
- Tallied his sixth career triple-double (first of the season) with 23 points, a career-high 14 rebounds and 10 assists in just 30 minutes on 12/28 vs. Sacramento.
- Set regular-season career highs at the free throw line with 14 free throws on 14 attempts on 12/11 at Boston.
- Named Western Conference Player of the Week for games played from 11/30-12/6, leading the Warriors to a 4-0 week by scoring 34.5 points in 34.5 minutes per game and hitting 60.8 percent from the field and 60.5 percent from three-point range.
- With 40 points on 12/2 at Charlotte and 44 points on 12/5 at Toronto, became the first Warrior to post back-to-back 40-point games since Antawn Jamison recorded consecutive 50-point games from 12/3/00-12/6/00.
- Matched his career-best single-quarter scoring total with 28 points on 10-of-11 (.909) shooting from the field (5-of-5 from three) en route to his sixth 40-point game of the season on 12/2 at Charlotte, scoring 24-straight points in the last 7:26 of the quarter.
- Became the fastest player in NBA history to reach 100 threes in a season, doing so in 20 games.
- Named Western Conference Player of the Month for games played in October/November, averaging 31.6 points, 6.0 assists, 5.2 rebounds and 2.53 steals over that span while leading the Warriors to a perfect 19-0 record.
- Hit 77 three-pointers in the Warriors' perfect month of November, breaking his own NBA record for most threes in a single month (previous: 75 in March 2015).

STEPHEN CURRY



- Named Western Conference Player of the Week for games played from 11/16-11/22, leading the Warriors to a 4-0 week with averages of 30.8 points, 6.0 assists, 5.5 rebounds and 3.00 steals in 35.5 minutes.
- Scored at least 20 points in each of the team's first 14 games, the longest such streak by a Warrior to open a season since Chris Mullin in 1989-90 (18 games).
- Posted the first 40-point/10-rebound game of his career on 11/19 at the L.A. Clippers, becoming the first Warrior to do so since Jason Richardson in 2005.
- Named Western Conference Player of the Week for the opening week of the season after leading the Warriors to a 3-0 start with averages of 39.3 points, 7.3 assists, 5.7 rebounds and 2.33 steals in 32.9 minutes, hitting 58.8 percent from the field, 48.6 percent from three and 95.5 percent at the line.
- Scored 53 points in 36 minutes on 10/31 at New Orleans, one point shy of matching his career-high, including a career-best quarter with 28 points in the third frame and a career-best half with 38 points in the second half, joining him with Wilt Chamberlain and Rick Barry as the only players in franchise history with at least three career 50-point performances... Became the first player to score 53 points in 36 minutes or fewer since Kobe Bryant scored 62 points in 33 minutes on 12/20/05 vs. Dallas... Dished out nine assists in that contest, becoming the first player to post at least 53 points and nine assists in a game since LeBron James did so on 2/20/09.
- Scored 118 points through the first three games of the season... Only Curry, Wilt Chamberlain, Michael Jordan and Jerry West have ever scored 118 points through the first three games of a season... Was the first Warrior to post a pair of 40-point performances in the season's first three games since Rick Barry in 1966-67.
- Scored 40 points in the season opener on 10/27 vs. New Orleans, joining Wilt Chamberlain (1959-60 MVP) and Kareem Abdul-Jabbar (1971-72) as the only reigning MVPs to score at least 40 points in the following season's opener.
- Missed two games with a bruised left lower leg... Missed one game with a left ankle injury... Did not appear in 19 fourth quarters (in games he played in).

2016 POSTSEASON HIGHLIGHTS WITH GOLDEN STATE:

- Appeared in 18 postseason games (17 starts), averaging 25.1 points, a career-best 5.5 rebounds, 5.2 assists and 1.44 steals in 34.1 minutes.
- Scored 20-plus 12 times, 30-plus six times and 40-plus once in the playoffs.
- Recorded three double-doubles (eight career), three 20/10 games (seven career) and one 30/10 game (four career) in the postseason.
- Hit a three-pointer in an NBA-record 58-straight playoff games (every postseason game in which he has appeared dating back to 2013).
- Set the NBA record for three-pointers made in a Finals series, hitting his 28th three in Game 6 of the NBA Finals at Cleveland on 6/16... Finished The Finals with 32 three-pointers (32-of-80 3FG), the most ever in The Finals and matching his record for most three-pointers made in any playoff series in NBA history (set in the 2016 Western Conference Finals).
- Blocked a career-high three shots in Game 5 of the NBA Finals on 6/13 vs. Cleveland.
- Scored 38 points in Game 4 of the NBA Finals on 6/10 at Cleveland, the most he has scored in an NBA Finals game in his career... Tied a 2016 postseason-high with seven three-pointers in that contest.
- Hit 32 three-pointers (32-of-77 3FG) in the 2016 Western Conference Finals, the most three-pointers made in a single playoff series in NBA history.
- Scored 36 points in Game 7 of the Western Conference Finals on 5/30 vs. Oklahoma City, the most points scored by a Warrior in a Game 7 since Wilt Chamberlain scored 39 points in Game 7 of the 1964 Western Division Finals vs. St. Louis on 4/16/64... Connected on a 2016 postseason-high seven three-pointers (7-of-12 3FG), the most three-pointers made in a Game 7 in NBA history.
- Recorded his first career postseason 30-point/10-rebound game in Game 6 of the Western Conference Finals on 5/28 at Oklahoma City, tallying 31 points and a postseason career-high-tying 10 rebounds in a 2016 playoff-high 41 minutes.
- Hit a three-pointer in his 45th consecutive playoff game in Game 1 of the Western Conference Finals on 5/16 vs. Oklahoma City, breaking Reggie Miller's all-time postseason three-point streak... Became the franchise's all-time postseason assists leader in that contest, passing Rick Barry for the top spot... Grabbed a postseason career-high 10 rebounds, scoring 26 points to record his sixth career 20/10 playoff game.
- Scored 29 points and dished out a 2016 postseason-high 11 assists in Game 5 of the Western Conference Semifinals on 5/11 vs. Portland, recording his fifth career postseason 20-point/10-assist game.
- Returned from a four-game absence due to an MCL sprain in his right knee in Game 4 of the Western Conference Semifinals on 5/9 at Portland, coming off the bench in the playoffs for the first time of his career and scoring 40 points, the most by a Warriors reserve in a playoff game since at least 1970-71 when starters were first tracked... Scored 17 points in the overtime period, an NBA record for most points scored in overtime (regular-season or postseason).

STEPHEN CURRY

- Returned from a two-game absence from a right ankle injury in Game 4 of the First Round on 4/24 at Houston, but left the game after 19 minutes with an MCL sprain in his right knee.
- Scored 24 points in the first half of Game 1 of the First Round on 4/16 vs. Houston, a postseason career-high for scoring in the first half, before leaving twice in the second half to have his right ankle re-taped.
- Missed four postseason games with an MCL sprain in his right knee... Missed two postseason games due to a right ankle injury.

2014-15 HIGHLIGHTS WITH GOLDEN STATE:

- Appeared in 80 games (all starts), averaging 23.8 points, 7.7 assists, 4.3 rebounds and 2.04 steals in 32.7 minutes, shooting 48.7 percent from the field, 44.3 percent from three-point range and an NBA-leading 91.4 percent from free throw range.
- Named the 2014-15 Kia NBA Most Valuable Player, becoming the second player in Warriors history to be named MVP -- and the first in the team's West Coast Era (since 1962-63) -- joining Wilt Chamberlain, who earned the honor as a rookie with the Philadelphia Warriors in 1959-60.
- Unanimous First Team All-NBA selection, becoming the first Warrior to be named to the First Team since Latrell Sprewell in 1993-94... Joined on the All-NBA Team by backcourt mate Klay Thompson (Third Team), making the pair the first backcourt duo to receive All-NBA honors since Seattle's Gus Williams and Dennis Johnson both made the Second Team in 1979-80.
- Among NBA leaders, ranked first in free throw percentage (.914), first in plus/minus (+11.5), first in Net Rating (17.0), third in three-point percentage, fourth in steals, sixth in scoring and sixth in assists.
- Led the NBA in three-pointers for the third-straight season, the first player to lead the league in the category in three consecutive campaigns.
- Hit 200-plus threes for a third-straight season, joining Ray Allen (five seasons) as the only players to hit at least 200 threes in at least three different seasons.
- Set a then-NBA-record with 286 threes in 2014-15, breaking his own mark of 272 threes set in 2012-13.
- Notched 17 30-point games, three 40-point games and one 50-point game.
- Posted 23 double-doubles (22 point/assist), 16 20/10 games (15 point/assist), six 30-point/10-assist games and one 40-point/10-assist game.
- When he recorded 20 points and 10 assists, the Warriors were 14-1 on the season.
- Shot 51.7 percent from three-point range following the All-Star Break.
- Hit his 273rd three-pointer of the season on 4/9 vs. Portland to break his own NBA record for most threes in a single season... Recorded his first career 40-point/10-assist regular season game in that contest, scoring 45 points on 17-of-23 (.739) shooting to go with 10 assists, the first regular season 40-point/10-assist game by a Warrior since Baron Davis on 4/5/05.
- Hit 52 consecutive free throws without a miss, a career-long streak (3/9-4/4).
- In his 400th career start on 3/27 at Memphis, recorded his 700th career steal, becoming the fifth player in franchise history with at least 700 steals.
- Scored a season-high 51 points, his highest scoring output at home in his career and second career 50-point game, on 2/4 vs. Dallas... Became the sixth player in franchise history to record multiple 50-point games in his career.
- Was the NBA's leading vote-getter for the NBA All-Star Game, receiving 1,513,324 votes in being named a starter on the Western Conference All-Star team for a second consecutive season... Became the first Warrior since Rick Barry in 1976 to lead the league in All-Star voting and the first since Chris Mullin (1991 and 1992) to start in consecutive All-Star games.
- Won the Three-Point Contest at NBA All-Star Saturday Night with an event record score of 27, making 13 consecutive threes in the final round... Marked his fourth career appearance at the event.
- Became the fastest player in NBA history to hit 1,000 career threes on 1/7 vs. Indiana... Playing in his 369th game, reached the 1,000 milestone in 88 fewer games than Dennis Scott, who had previously been the fastest (457 games), becoming the 74th player in NBA history to hit that mark (13th with same franchise).
- Logged his 20th career 30/10 game with 32 points and 12 assists on 1/2 vs. Toronto, becoming the first player since Chris Paul on 1/6/09 to post those figures without a turnover... It was the third time in his career that he posted double-digit assists with no turnovers.
- Hit the game-winning three-pointer with 2.2 seconds remaining on 12/2 vs. Orlando (his fourth career game-winner), giving the Warriors a one-point win.
- Named Western Conference Player of the Month for games played in October/November, his third career monthly award, posting averages of 23.8 points, 7.8 assists, 5.3 rebounds and 1.94 steals in 32.4 minutes over 16 games.
- Recorded his 51st career game with five-plus assists and five-plus threes on 11/25 at Miami, passing Ray Allen for the most such NBA games all-time... Finished the season with 72 such games for his career.
- Named Western Conference Player of the Week for the first time in his career for games played 11/3-11/9, averaging 30.0 points, 7.3 assists, 6.0 rebounds and 3.3 steals during the week... Marked the first time in franchise history that two different Warriors earned the honor in consecutive weeks after Klay Thompson won the award a week prior.

STEPHEN CURRY



- Registered his fifth career point/rebound double-double and second of the season on 11/8 at Houston, scoring 34 points and grabbing 10 rebounds.
- Together with Klay Thompson on 11/1 vs. the L.A. Lakers, combined for 72 points on 37 field goal attempts, the first time in NBA history (since starters were tracked in 1970-71) that a pair of starting backcourt mates combined for that many points on 37 or fewer attempts.
- Missed one game due to rest and one game due to right foot soreness.

2015 POSTSEASON HIGHLIGHTS WITH GOLDEN STATE:

- Appeared in a postseason career-high 21 games (all starts), averaging postseason career-highs with 28.3 points and 1.86 steals to go with 5.0 rebounds and 6.4 assists in 39.3 minutes, shooting postseason career-bests with 45.6 percent from the field and 42.2 percent from three-point range to go with 83.5 percent from the free throw line.
- Hit 98 three-pointers in the 2015 Playoffs, breaking Reggie Miller's NBA record for threes in a single postseason (58 set in 2000).
- Recorded nine 30-point games and two 40-point games.
- Became the fifth player in franchise history to reach the 1,000-point mark for his postseason career, joining Rick Barry, Wilt Chamberlain, Paul Arizin and Jeff Mullins.
- Became the first player in NBA Finals history to hit at least seven threes in multiple games in a single Finals series.
- Joined Wilt Chamberlain, Rick Barry, Paul Arizin and Chris Mullin as the only players in Warriors history to post multiple 40-point games in their postseason careers.
- Scored 37 points in Game 5 of the NBA Finals on 6/14 vs. Cleveland, the most points by a Warrior in the NBA Finals since Rick Barry scored 38 points on 5/23/75 vs. Washington.
- Scored his 522nd point of the 2015 Playoffs in Game 4 of the NBA Finals on 6/11 at Cleveland, passing Rick Barry (521 total points in the 1967 Playoffs) for most points scored in a single postseason in franchise history.
- Connected on 25 three-pointers in the NBA Finals against Cleveland, setting the NBA record for most threes made in a six-game Finals series.
- Hit 27 three-pointers in the Western Conference Finals against Houston, setting the NBA record for most threes made in a five-game series.
- Scored 40 points in Game 3 of the Western Conference Finals on 5/23 at Houston, becoming the first Warrior with multiple 40-point games in a single postseason since Rick Barry in 1976.
- Scored at least 30 points in four-straight postseason games (5/15-5/23), becoming the first Warrior to string together four-straight 30-point games in the playoffs since Rick Barry in 1967.
- Hit 26 three-pointers in the Western Conference Semifinals against Memphis, breaking his own NBA record for most three-pointers made in a six-game series.
- Connected on a playoff career-high eight three-pointers in Game 6 of the Western Conference Semifinals on 5/15 at Memphis... Recorded his first 30/10 game of the postseason (third of his playoff career) in that contest, finishing with 32 points and 10 assists.
- Became the fastest player in NBA history to hit 100 postseason three-pointers in Game 5 of the Western Conference Semifinals on 5/13 vs. Memphis, reaching the mark in 28 playoff games and besting Ray Allen's record of 100 three-pointers in 35 postseason games... Tallied a playoff career-high six steals in that contest, becoming the first player in NBA history to notch six thefts and six three-pointers in a playoff game.
- Hit 20 three-pointers in the First Round against New Orleans, an NBA record for most three-pointers made in a four-game series.
- Hit the game-tying three-pointer with 2.8 seconds remaining to force overtime in Game 3 of the First Round on 4/23 at New Orleans... Hit seven threes on 18 attempts in that contest, tying an NBA record for three-point attempts in a playoff game.

2013-14 HIGHLIGHTS WITH GOLDEN STATE:

- Appeared in 78 games (all starts), averaging 24.0 points (seventh in the NBA), a career-high 8.5 assists, 4.3 rebounds and 1.63 steals, becoming the first player in Warriors history to average 24 points and eight assists in a single season (ninth player in NBA history)... Shot 47.1 percent from the field, 42.4 percent from three-point range (eighth) and 88.5 percent from the free throw line (tied for fifth).
- Became the franchise's career three-point leader, passing Jason Richardson's mark of 700 career threes in a Warriors uniform.
- Led the league in three-pointers made for a second consecutive season with 261, becoming the first player since Ray Allen in 2001-02 and 2002-03 to lead the league in threes in back-to-back seasons.
- Led the league in 30-point/10-assist games (10) and 20-point/10-assist games (18) while becoming the first player in Warriors history to tally four 30-point/15-assist games in a season, the most in a single season by any player since John Stockton had four in 1989-90.
- Tied for second in the NBA in triple-doubles with four (a single-season career-high), the most by a Warrior in a single season since Wilt Chamberlain had five in 1963-64.

STEPHEN CURRY

- Notched 23 30-point games, three 40-point games and a single-season career-high 28 double-doubles.
- Earned All-NBA Second Team honors, becoming the first Warriors player named to All-NBA First or Second Team since 1993-94.
- Finished the season by scoring at least 30 points in three consecutive games for the first time in his career.
- Named Western Conference Player of the Month for April after averaging 26.4 points, 9.9 assists, 3.6 rebounds and 2.38 steals in 36.0 minutes over eight games, joining Chris Mullin as the only players in franchise history to receive the NBA's monthly honor twice in their careers (also April 2013).
- Scored a season-high 47 points on 4/13 at Portland for his third 40-point game of the season, joining Kyrie Irving as the only guards to score 40-plus three times in 2013-14.
- Tallied 30 points, 12 assists and 10 rebounds on 4/11 at the L.A. Lakers for his fifth career triple-double, including his fourth in 2013-14.
- Notched 31 points and a career-high-tying 16 assists in just 29 minutes on 4/6 vs. Utah, becoming the first player in NBA history to post a 30/15 game in fewer than 30 minutes.
- Hit his third career game-winner (in the game's final three seconds) with 0.1 second remaining in overtime on 4/1 at Dallas.
- Recorded his fourth career triple-double with 27 points, 11 rebounds and 11 assists in 30 minutes on 2/28 at New York, becoming just the fifth player (second visiting) to post a 50-point game (54 points on 2/27/13) and a triple-double in separate games at Madison Square Garden since it was moved to its present location in 1968.
- Named the Warriors' first All-Star Game starter since Latrell Sprewell in 1995, starting and playing in his first All-Star Game on 2/16 in New Orleans, finishing with 12 points and 11 assists in 28 minutes to record the first point/assist double-double ever by a Warrior in the All-Star Game... Was one of four players to garner over 1 million votes (LeBron James, Dwyane Wade, Paul George) for the All-Star Game and was the first Warrior to lead his position group in voting since Rick Barry led all Western Conference forwards in 1976.
- At NBA All-Star Weekend, participated in the Three-Point Contest for the third career time... Appeared in the Shooting Stars competition alongside his father, Dell, becoming the first Warrior ever to take part in that event.
- Hit the game-winner with 2.1 seconds remaining on 1/10 vs. Boston.
- Notched his second triple-double of the season on 12/27 vs. Phoenix, scoring 14 points, grabbing 13 rebounds and dishing out a career-high 16 assists in 34 minutes, becoming the first Warrior to post those figures in a game since Guy Rodgers (23 points, 20 rebounds, 17 assists) on 10/26/62 vs. Detroit, the Warriors' second-ever game in the Bay Area.
- Hit the game-winning shot with 3.0 seconds remaining on 12/11 vs. Dallas.
- Recorded his first triple-double of the season on 11/4 at Philadelphia, tallying 18 points, 12 assists and 10 rebounds in 29 minutes, the first player to record a triple-double in under 30 minutes on the road since Portland's Damon Stoudamire on 4/6/01 at Golden State... Added five steals, becoming the second player in NBA history to post a line of 18/12/10/5 in a game, joining Fat Lever, who did so twice in 1987 (steals became an official stat in 1973-74).
- Hit a season-high nine threes on 10/31 at the L.A. Clippers.
- Missed one game with a left ankle bone bruise, two games with a mild concussion and one game due to rest.

2014 POSTSEASON HIGHLIGHTS WITH GOLDEN STATE:

- Appeared in seven postseason games (all starts), averaging 23.0 points, a postseason career-high 8.4 assists, 3.6 rebounds and 1.71 steals in a playoff career-high 42.3 minutes.
- Scored 33 points twice in the playoffs (Game 4 of the First Round vs. the L.A. Clippers on 4/27; Game 7 of the First Round at the L.A. Clippers on 5/3), giving him five 30-point playoff performances in his career to become one of only seven Warriors to have five such games on their playoff resume.
- Hit a career-high 16 free throws on 16 attempts in Game 7 of the First Round on 5/3 at the L.A. Clippers, tying a Warriors playoff record held by Chris Mullin on 5/13/89 vs. Phoenix while setting the club record for most free throws made without a miss in a postseason game.
- Hit seven threes in Game 4 of the First Round on 4/27 vs. the L.A. Clippers, including five in the first quarter to tie a Warriors postseason quarter record.
- Dished out a postseason career-high 15 assists in Game 3 of the First Round on 4/24 vs. the L.A. Clippers, becoming the first Warrior to dish out 15 assists in a playoff game since Tim Hardaway totaled 20 helpers on 5/14/91 at the L.A. Lakers.

2012-13 HIGHLIGHTS WITH GOLDEN STATE:

- Appeared in 78 games (all starts), averaging 22.9 points (seventh in NBA), 6.9 assists (tied for 15th), 4.0 rebounds and 1.62 steals in 38.2 minutes (seventh), shooting 45.1 percent from the field, 45.3 percent from three and 90.0 percent from the free throw line.
- Among NBA leaders, ranked third in the league in three-point percentage and tied for second in free throw percentage.
- Set a then-NBA-record with 272 three-pointers, eclipsing the previous mark set by Ray Allen (269 in 2005-06) and doing so on 53 less attempts than Allen did with Seattle.

STEPHEN CURRY



- Broke the Warriors' single-season franchise record for three-pointers, previously held by Dorell Wright (194) in 2010-11, by 78 threes.
- Became the only player in NBA history to hit 250 three-pointers and dish out 500 assists in a single season and the only player to average at least 3.0 threes and 6.0 assists in a single season.
- Became the first player in NBA history to hit 45.0 percent-or-better from three-point range while attempting at least 7.0 threes per game.
- Became the second player in league history to hit 200-or-more threes on 45 percent-or-better shooting, joining Glen Rice, who did so in 1995-96.
- One of just four players in the league to average at least 22 points, six assists and four rebounds (along with LeBron James, Kobe Bryant and Russell Westbrook) and became one of four Warriors ever to do so (Latrell Sprewell, Tim Hardaway and Rick Barry).
- Scored 20-plus 54 times, 30-plus 14 times, 40-plus twice and 50-plus once.
- Averaged 26.0 points after the All-Star Break, which ranked fourth in the league over that span behind only Carmelo Anthony, Kobe Bryant and Kevin Durant.
- Tallied two of the NBA's top six scoring games with a career-high 54 points on 2/27 at New York and 47 points on 4/12 at the L.A. Lakers, becoming the first Warrior to score 45-plus at New York and L.A. in the same season since Rick Barry in 1966 (joining Barry, Guy Rodgers and Wilt Chamberlain as the only four Warriors to do so).
- Earned Western Conference Player of the Month honors for the month of April, his first career monthly honor, averaging 25.4 points, 8.1 assists, 3.9 rebounds and 2.13 steals in eight games in the final month of the season to become the third Warrior ever to win the award, joining Chris Mullin (November 1990 & January 1989) and Bernard King (January 1981).
- Totaled 47 points, nine assists, six rebounds and three steals, shooting 17-of-31 (.548) from the field and 9-of-15 (.600) from three, on 4/12 at the L.A. Lakers, becoming the first player since Dwyane Wade (3/14/09 vs. Utah) and the first Warrior since Rick Barry (3/25/78 vs. New York) to post at least 47 points, nine assists, six rebounds and three steals in a game.
- Scored a career-high 54 points on 11-of-13 (.846) shooting from three-point range on 2/27 at New York, becoming the first player in NBA history to score 50-plus points while hitting 10-plus three-pointers in a game... His 54-point effort was the highest in the league in 2012-13 and the most scored by a Warrior since Purvis Short tallied 59 points on 11/17/84 vs. New Jersey (only Short, Wilt Chamberlain, Rick Barry and Joe Fulks have recorded higher scoring games in Warriors history)... Became the 13th player in NBA history to put together a 50-point game at Madison Square Garden and just the third visiting player to score at least 54 points at MSG since it re-opened in 1968 at its present location, joining Kobe Bryant (61 points) and Michael Jordan (55 points).
- Hit 17 three-pointers in his second career appearance at the Three-Point Contest at All-Star Weekend in Houston, but was eliminated in the first round.

2013 POSTSEASON HIGHLIGHTS WITH GOLDEN STATE:

- Appeared in 12 playoff games (all starts), averaging 23.4 points (fifth in the NBA), 8.1 assists (second) and 3.8 rebounds, becoming the second Warrior to average 23 points and eight assists in a single postseason (Tim Hardaway in 1991).
- Became the first player in NBA history to hit at least 300 threes in a single season (regular season and postseason combined), finishing the season with 314 total three-pointers (272 three-pointers in the regular season, 42 in the postseason)... His 42 three-pointers in the playoffs were the most by a Warrior in a single postseason, eclipsing Jason Richardson's mark of 29 threes in the 2007 NBA Playoffs.
- Scored 20-plus eight times, 30-plus three times and 40-plus once in the postseason... Warriors posted a 6-2 record when Curry scored 20-plus points and an 0-4 mark when he did not.
- Recorded three double-doubles in the playoffs, including one 20/10, one 30/10 and one 40/10 performance.
- Averaged a league-best 9.2 points in the third quarter during the postseason.
- Tallied 44 points and 11 assists in a franchise playoff-record 58 minutes in Game 1 of the Western Conference Semifinals on 5/6 at San Antonio, becoming the first player with at least 44 points and 11 assists in a playoff game since Michael Jordan did so on 5/13/90 at Philadelphia and the first 40/10 game by a Warrior in the playoffs since Eric "Sleepy" Floyd tallied 51 points and 10 assists on 5/10/87 vs. the L.A. Lakers (first 40-point playoff game since Chris Mullin scored 41 on 5/8/91 at the L.A. Lakers).
- Had consecutive games of at least 25 points and 10 assists in Game 2 of the First Round on 4/23 and Game 3 of the First Round on 4/26 against Denver, becoming the first Warrior ever to post consecutive 25-point/10-assist games.
- Made his NBA playoff debut in Game 1 of the First Round on 4/20 at Denver, scoring 19 points and dishing out nine assists in 43 minutes.

2011-12 HIGHLIGHTS WITH GOLDEN STATE:

- Appeared in 26 games (23 starts), averaging 14.7 points, 5.3 assists, 3.4 rebounds and 1.50 steals in 28.2 minutes per contest, shooting 49.0 percent from the field, a career-best 45.5 percent from three-point range (tied for second in the NBA) and 80.9 percent from the free throw line.

STEPHEN CURRY

- Became just the second player in NBA history to hit at least 46.0 percent from the field, 43.0 percent from three-point range and 80.0 percent from the free throw line in three consecutive seasons (joining Steve Nash, who did so in five-straight seasons from 2004-05 to 2008-09) and the only player to accomplish the feat in his first three seasons in the league.
- One of only seven players to post multiple games with at least 36 points and six assists in 2011-12, joining LeBron James, Russell Westbrook, Kobe Bryant, Tony Parker, Chris Paul and Deron Williams.
- Scored in double figures 19 times, 20-plus seven times and 30-plus three times.
- Dished out 10-plus assists three times (all double-doubles)... Recorded two 20-point/10-assist games.
- Tied a season-high with 36 points and tallied six assists on 2/18 at Memphis
- Scored a season-high 36 points and dished out seven assists on 2/9 at Denver.
- Recorded a season-high with 12 assists on 2/2 vs. Utah.
- Tallied 32 points, seven assists, six rebounds and four steals on 1/25 vs. Portland, one of only four players to tally those figures in a game in 2011-12 (joining LeBron James, Monta Ellis and John Wall).
- Swiped a season-high six steals to go with 21 points, 10 assists and seven rebounds on 12/26 vs. Chicago, making him one of only two players to post those figures in a game in 2011-12 (John Wall) and one of only three active players to have posted those numbers in multiple games in his career (Jason Kidd and Chris Paul).
- Missed 40 games due to injury, including the last 28 games with a sprained right ankle and subsequent surgery on the ankle, which was performed on 4/25... Missed nine games with a sprained right ankle and three games with a strained tendon in his right foot.

2010-11 HIGHLIGHTS WITH GOLDEN STATE:

- Appeared in 74 games (all starts), averaging 18.6 points, 5.8 assists, 3.9 rebounds and 1.47 steals in 33.6 minutes per contest, shooting 48.0 percent from the field, 44.2 percent from three-point range and a league-best 93.4 percent from the line.
- Among NBA leaders, ranked first in free throw percentage, third in three-point percentage, 15th in steals, 21st in assists and 26th in scoring.
- Set a new Warriors single season record with free throw percentage of 93.4 percent (212-of-227 FT), surpassing the previous mark of 92.4 percent set by Rick Barry in 1977-78... Became first Warriors player to lead the NBA in free throw percentage since Mark Price shot 90.6 percent in 1996-97.
- Became the first player in NBA history to shoot better than 45.0 percent from the field, 40.0 percent from three-point range and 85.0 percent from the line in each of his first two NBA campaigns.
- Among all second-year players, ranked first in scoring, first in steals, first in free throw percentage, first in three-point percentage, second in assists and third in field goal percentage.
- Scored 20-plus points 35 times and 30-plus seven times.
- Tallied 10-or-more assists six times... Registered five double-doubles (one point/rebound).
- Grabbed a season-high 11 rebounds to go with 33 points on 2/27 at Minnesota.
- Won the Taco Bell Skills Challenge at NBA All-Star Saturday Night in Los Angeles, completing the obstacle course in 28.2 seconds... Became the first Warriors player to participate in the Skills Challenge after being voted into the competition by fans.
- Registered 13 points, eight assists and six rebounds in 28 minutes as a member of the Sophomores squad in the T-Mobile Rookie Challenge at NBA All-Star in Los Angeles, a game won by the Rookies 148-140.
- Dished out a season-high 13 assists and scored 23 points on 2/13 vs. Oklahoma City.
- Scored a season-high 39 points on 12/5 at Oklahoma City.
- Missed eight games due to a sprained right ankle.

2009-10 HIGHLIGHTS WITH GOLDEN STATE:

- Appeared in 80 games (77 starts), averaging 17.5 points, 5.9 assists, 4.5 rebounds and 1.90 steals in 36.2 minutes, shooting 46.2 percent from the field, 43.7 percent from three-point range and 88.5 percent from the free throw line.
- Finished runner-up for the NBA Rookie of the Year Award and was unanimous First Team All-Rookie selection, becoming the first Warriors player since Jason Richardson in 2001-02 to earn All-Rookie First Team honors.
- Connected on 166 three-pointers, which were the most ever by a rookie in NBA history.
- Among NBA leaders, ranked third in the NBA in steals per game, seventh in three-point field goal percentage, ninth in free throw percentage, 13th in assists and 34th in scoring.
- Became the only rookie in NBA history to shoot at least 45.0 percent from the field, 40.0 percent from three-point range and 85.0 percent from the free throw line for a season (minimum 100 FTM and 100 3FGM).
- Among rookies, ranked first in assists, first in steals, first in three-point percentage, first in free throw percentage, second in scoring, second in minutes, eighth in rebounding and 10th in field goal percentage.

STEPHEN CURRY



- Named Western Conference Rookie of the Month three times (January, March and April), becoming the only Western Conference rookie to win the award three times in 2009-10.
- From January 1 until the end of the season (49 games), averaged 21.1 points, 4.9 rebounds, 6.8 assists and 1.94 steals in 38.9 minutes... Scoring average ranked tops among all rookies from January 1 through the end of the season.
- Scored 20-plus points 27 times, 30-plus eight times and 40-plus once, recording the most 30-point games by any rookie in 2009-10 and the third-most by a rookie since Tim Duncan had eight in 1998 (LeBron James had 13 and Carmelo Anthony had 10 in 2003-04).
- Recorded five 30-point/10-assist games, which tied Michael Jordan for the second-most 30-point/10-assist games by a rookie (Oscar Robertson ranked first with 25)... No other rookie posted one 30/10 game in 2009-10.
- Registered 13 games with at least 25 points, five rebounds and five assists, which were the most 25/5/5 games by any rookie in 2009-10.
- Scored a season-high 42 points to go with nine rebounds and eight assists in the season finale on 4/14 at Portland, becoming the first rookie since Oscar Robertson in February 1961 to post at least those numbers in each category in the same game.
- Registered 27 points, 14 assists, eight rebounds and a career-high seven steals on 4/7 at Minnesota, becoming just the third player and first rookie in NBA history to post at least those numbers in each category in the same game, joining Chris Paul and Micheal Ray Richardson.
- Participated in the Three-Point Contest during All-Star Weekend at Cowboys Stadium in Dallas and placed second behind Paul Pierce of the Celtics... Also played in the Rookie Challenge and posted 14 points (6-of-11 FG) in 23 minutes in a winning effort for the Rookies.
- Became just the sixth rookie in NBA history to post a 35-point, 10-assist, 10-rebound game when he registered 36 points, 13 assists and 10 rebounds in his first career triple-double on 2/10 vs. the L.A. Clippers... Only other rookies to accomplish this feat were Michael Jordan, Oscar Robertson, Jerry West, Elgin Baylor and Jason Kidd.
- Shot a perfect 6-of-6 from three-point range on 1/5 at Denver, which tied the Warriors' all-time franchise record for most made three-pointers without a miss in one game.
- Missed two games with a sprained left ankle.

USA BASKETBALL HIGHLIGHTS:

- Participated in USA Basketball Men's National Team Minicamp in Las Vegas in the summer of 2015.
- Starting guard for the 2014 USA Men's Basketball National Team that posted a perfect 9-0 record en route to the gold medal at the 2014 FIBA Basketball World Cup in Spain... In nine games, averaged 10.7 points, 2.8 rebounds, 2.9 assists and 1.22 steals.
- Member of the 2010 USA Men's Basketball National Team that went 9-0 and won the gold medal at the 2010 FIBA World Championships in Turkey... Appeared in eight of Team USA's games during the World Championships, averaging 4.6 points, 1.4 rebounds and 2.1 assists in 10.6 minutes per contest.

COLLEGIATE HIGHLIGHTS WITH DAVIDSON:

- Appeared in 104 games over three seasons at Davidson, averaging 25.3 points, 4.5 rebounds, 3.7 assists and 32.6 minutes, shooting 46.7 percent from the field, 41.2 percent from three-point range and 87.6 percent from the free throw line.
- Finished his collegiate career ranked 25th all-time on the NCAA Division I scoring list with 2,635 points.
- Completed his collegiate career ranked fourth on NCAA's all-time list for career three-pointers with 414.
- NCAA single-season record holder with 162 three-pointers in 2007-08.
- Left school as Davidson's and Southern Conference's all-time leader in scoring.
- Owns Davidson career records in three-pointers (414), free throws (479), 30-point games (30) and 40-point games (six).
- Named Consensus First-Team All-American as a junior and Consensus Second-Team All-American as a sophomore.
- Named John R. Wooden Award All-American as a sophomore and junior.
- Named Southern Conference Player of the Year as a sophomore and junior.
- Named Southern Conference Player of the Week 16 times and SoCon Men's Basketball Athlete of the Month 11 times.
- Scored in double-figures in every game of his career but two (102 games).
- As a junior in 2008-09, led nation in scoring with 28.6 points to go along with 5.6 assists, 4.4 rebounds and 33.7 minutes in 34 games (all starts), becoming the first Davidson player to lead the nation in scoring.
- Owns Davidson single-season records for points (974) and steals (86) as a junior.
- As a sophomore in 2007-08, appeared in 36 games (all starts), averaging 25.9 points (fourth in NCAA), 4.6 rebounds and 2.9 assists in 33.1 minutes... Led his team to the NCAA Tournament for the second consecutive season and, as the No. 10 seed, on a run to the Elite Eight.
- Named NCAA Tournament Midwest Regional Most Outstanding Player and named to All-Region team after helping Davidson advance to the Elite Eight as a sophomore.

STEPHEN CURRY

- As a freshman in 2006-07, appeared in 34 games (33 starts), averaging 21.5 points, 4.6 rebounds and 2.8 assists in 30.9 minutes, leading the team to the NCAA Tournament... Ranked ninth nationally in scoring and second among freshmen behind Kevin Durant of Texas.

PERSONAL: First name is pronounced STEFF-in... He and his wife, Ayesha, have two daughters, Riley and Ryan... Parents are Dell and Sonya Curry... Has two siblings, Seth and Sydel... Father, Dell, was a star at Virginia Tech and went on to play 16 seasons in the NBA for five different teams, including a 10-year stint with the Charlotte Hornets... Dell is currently a broadcaster for the Charlotte Hornets... Mother, Sonya, was a standout on the volleyball team at Virginia Tech... Brother, Seth, played much of his rookie season in 2013-14 with the Santa Cruz Warriors and is currently a member of the Dallas Mavericks after appearing in 44 games (nine starts) with the Sacramento Kings in 2015-16... Sister, Sydel, is currently a volleyball player at Elon University... Has continued to work towards his degree from Davidson since joining the NBA... In the summer of 2016, spoke at TechCrunch Disrupt and participated in the NBPA's first-ever Technology Summit in San Francisco... Earned the Professional Basketball Writers Association's Magic Johnson Award in 2015-16, which honors the player who best combines excellence on the basketball court with cooperation and dignity in dealing with the media and the public... Received the Joe Dumars Trophy as the 2010-11 NBA Sportsmanship Award winner and was once again a candidate for the 2012-13 award, which is voted on annually by NBA players... Won the 2013-14 Kia Community Assist Seasonlong Award in recognition of his remarkable charitable contributions, fundraising and generosity in the Bay Area and across the globe... The award recognizes an NBA player who best reflects the passion and dedication the league and its players have for giving back to their communities... As part of the award, Kia and the NBA donated \$25,000 on Curry's behalf to ThanksUSA, which in turn provided eight collegiate scholarships to military families... Has been one of the most active players in terms of community relations efforts during his time with the Warriors... In 2015-16, hosted 10 Make-A-Wish youth to join the Warriors for a day, including attending shootaround and a game as his special guests... In 2013-14, fulfilled the dream of a Make-A-Wish youth named Anthony, gifting the 14-year-old boy with a PlayStation 4, an Under Armour swag bag, a Muscle Milk custom bottle and a custom Men's Wearhouse suit... For his efforts, Curry was awarded the NBA's Kia Community Assist Award for January... As part of the award, Kia Motors and the NBA honored Curry for his continued commitment to giving back to those in need in the Bay Area by donating \$10,000 on Curry's behalf to Make-A-Wish Greater Bay Area... Since his college days at Davidson, has been a champion of the United Nations Foundation's Nothing But Nets campaign, which distributes life-saving, insecticide-treated mosquito nets to protect families across Africa from malaria... Donated three bed nets for every three-pointer he made during each of the last four seasons as part of his Three-For-Three Challenge... In July of 2013, traveled to Tanzania with a group from Nothing But Nets and helped distribute 38,000 bed nets to families at the Nyarugusu Refugee Camp... Met President Barack Obama after giving a speech at the White House in support of the President's Malaria initiative in February 2015... In the summer of 2016, traveled to Shenyang, Guangzhou, Hong Kong and Taipei as part of a four-city, five-day Under Armour Basketball Tour of Asia... In the summer of 2015, traveled to Tokyo, Manila, Beijing, Chongqing and Shanghai as part of the Under Armour Roadshow, meeting fans and leading youth through drills at each step of the five-city tour... In each of the past four summers, has hosted the Stephen Curry Overnight Camp for more than 200 youth at Stevenson School in Pebble Beach and most recently in Oahu, Hawaii, during the summer of 2016... Has also participated in the Splash Brothers Parent-Child Fantasy Basketball Clinic at the Warriors practice facility, where kids received one-on-one instruction from Curry, teammate Klay Thompson and their respective fathers, Dell Curry and Mychal Thompson... Following the Warriors' 2013 Playoff run, was presented the key to the City of San Francisco by Mayor Edwin Lee as part of a ceremony at City Hall to celebrate the team's season... Honored with the Eighth Annual Warriors Foundation Community Service Award in 2010 for his outstanding efforts in the community throughout his rookie season... Purchases tickets to every home game and donates those tickets to various children's groups who attend games in the "Curry's Corner" seating section... During his tenure with the Warriors, has participated in numerous post-game meet & greets with Season Ticket Holders, fans and community groups... An avid golfer, has hosted the Stephen Curry ThanksUSA charity golf tournament at San Francisco... Also hosted the annual Curry Celebrity Classic Golf Tournament in Charlotte along with his father, with all proceeds going to the Ada Jenkins Center in Davidson, North Carolina... Has played in the American Century Championship celebrity golf tournament in South Lake Tahoe four times, including a fourth-place finish in 2013, which was the best finish among all active professional athletes... Has hosted the SC30 Select Camp each of the last three summers, inviting 20 top high school prospects for a four-day, hands-on training session... Is very active on social media, interacting with fans and sponsoring #SC30 contests where he gives prizes to fans who provide the best responses to his online challenges... Keeps fans updated on his career and off the court activities on his personal website, www.stephencurry30.com... Is on Twitter @StephenCurry30.

STEPHEN CURRY



NBA REGULAR-SEASON RECORD:

Year-Team	G	MIN	FG	FGA	PCT	3FG	3FGA	PCT	FT	FTA	PCT	OFF	DEF	TOT	AST	STL	BLK	--AVERAGES--			
																		PTS	RPG	APG	PPG
09-10 Golden State	80	2897	528	1143	.462	166	380	.437	177	200	.885	48	308	356	472	152	19	1399	4.5	5.9	17.5
10-11 Golden State	74	2489	505	1053	.480	151	342	.442	212	227	.934	52	234	286	432	109	20	1373	3.9	5.8	18.6
11-12 Golden State	26	732	145	296	.490	55	121	.455	38	47	.809	15	73	88	138	39	8	383	3.4	5.3	14.7
12-13 Golden State	78	2983	626	1388	.451	272	600	.453	262	291	.900	59	255	314	539	126	12	1786	4.0	6.9	22.9
13-14 Golden State	78	2846	652	1383	.471	261	615	.424	308	348	.885	46	288	334	666	127	14	1873	4.3	8.5	24.0
14-15 Golden State	80	2613	653	1341	.487	286	646	.443	308	337	.914	56	285	341	619	163	16	1900	4.3	7.7	23.8
15-16 Golden State	79	2700	805	1598	.504	402	886	.454	363	400	.908	68	362	430	527	169	15	2375	5.4	6.7	30.1
TOTALS	495	17259	3914	8202	.477	1593	3590	.444	1668	1850	.902	344	1805	2149	3393	886	104	11089	4.3	6.9	22.4


NBA PLAYOFF RECORD:

Year-Team	G	MIN	FG	FGA	PCT	3FG	3FGA	PCT	FT	FTA	PCT	OFF	DEF	TOT	AST	STL	BLK	--AVERAGES--			
																		PTS	RPG	APG	PPG
2013 Golden State	12	497	102	235	.434	42	106	.396	35	38	.921	5	41	46	97	20	2	281	3.8	8.1	23.4
2014 Golden State	7	296	51	116	.440	22	57	.386	37	42	.881	4	21	25	59	12	1	161	3.6	8.4	23.0
2015 Golden State	21	826	200	439	.456	98	232	.422	96	115	.835	20	85	105	134	39	3	594	5.0	6.4	28.3
2016 Golden State	18	614	148	338	.438	80	198	.404	76	83	.916	14	85	99	93	26	5	452	5.5	5.2	25.1
TOTALS	58	2233	501	1128	.444	242	593	.408	244	278	.878	43	232	275	383	97	11	1488	4.7	6.6	25.7

REGULAR-SEASON CAREER HGHS:

PTS	54 at New York (2/27/13)	3FGM	12 at Oklahoma City (2/27/16)
REB	14 vs. Sacramento (12/28/15)	3FGA	19 vs. Memphis (4/13/16)
AST	16, twice, last vs. Utah (4/6/14)	FTM	14 at Boston (12/11/15)
BLK	2, 17 times, last at Philadelphia (1/30/16)	FTA	14 at Boston (12/11/15)
STL	7 at Minnesota (4/7/10)	OREB	5 at Phoenix (2/10/16)
FGM	20 at Orlando (2/25/16)	DREB	14 vs. Sacramento (12/28/15)
FGA	32 at Charlotte (12/9/13)	MIN	49, twice, last at Oklahoma City (3/29/11)

KEVIN DURANT | FORWARD



HEIGHT: 6-9
WEIGHT: 240
BIRTHDATE: SEPTEMBER 29, 1988
BIRTHPLACE: WASHINGTON, D.C.
COLLEGE: TEXAS
HIGH SCHOOL: MONTROSE CHRISTIAN (MD)
NBA EXPERIENCE: 9 YEARS
DRAFTED BY: SEATTLE, 2007, FIRST ROUND (#2)
HOW ACQUIRED: SIGNED AS A FREE AGENT ON JULY 7, 2016.



NBA CAREER HIGHLIGHTS:

- For print features, videos & audio interviews, visit <http://www.nba.com/warriors/media/kevindurant>
- Selected by the Seattle SuperSonics in the first round (second overall) of the 2007 NBA Draft.
- Signed as a free agent with Golden State on July 7, 2016.
- Named an NBA All-Star seven consecutive times (2009-10 through 2015-16), starting five times.
- Four-time scoring champion (2009-10 through 2011-12, 2013-2014).
- Earned All-NBA First Team honors for five-straight seasons (2009-10 through 2013-14).
- Named to the All-NBA Second Team in 2015-16.
- Named NBA Most Valuable Player in 2013-14, scoring a career-best and NBA-high 32.0 points and dishing out a career-high 5.5 assists to go with 7.4 rebounds and 1.27 steals in 38.5 minutes, shooting 50.3 percent from the field.
- One of seven players in NBA history to hit 50 percent from the field, 40 percent from three and 90 percent from the free throw line (while qualifying for the league minimums) in a single season, joining the 50/40/90 club in 2012-13 with averages of 51.0 percent from the field, 41.6 percent from three-point range and a career-high 90.5 percent from the free throw line.
- Named Most Valuable Player of the NBA All-Star Game in 2012, scoring 36 points on 56.0 percent shooting from the field (14-of-25 FG) and grabbing seven rebounds in 37 minutes.
- Named NBA Rookie of the Year in 2007-08.
- Two-time Olympic gold medalist with Team USA at the 2016 Olympic Games in Rio de Janeiro and 2012 Olympic Games in London... Won gold with Team USA at the 2010 FIBA World Championships in Turkey, earning FIBA World Championships MVP.
- Named Western Conference Player of the Month 13 times, Western Conference Rookie of the Month five times and Western Conference Player of the Week 24 times.
- Has recorded seven career regular-season triple-doubles.
- Has scored 50-plus points four times.
- Entering the 2016-17 season, owns career averages of 27.4 points, 7.0 rebounds, 3.7 assists, 1.21 steals, 1.00 block and 37.8 minutes in 641 games (all starts) over nine seasons with Seattle/Oklahoma City, shooting 48.3 percent from the field, 38.0 percent from three-point range and 88.2 percent from the free throw line.
- Among active players, ranks first in scoring average (27.4, third all-time), third in free throw percentage (.882, 14th all-time) and eighth in free throws made (4,599, 51st all-time).
- Since entering the league in 2007-08, has scored the second-most points in the NBA (LeBron James, 18,394) and is tied with James for the highest scoring average (25.7 ppg) in that nine-season span.
- Hit at least one three-pointer in 59 consecutive regular-season games (2/6/15-3/2/16), which ranks fourth-longest in NBA annals behind two Stephen Curry streaks and one by Kyle Korver.
- Appeared in 91 playoff games (all starts) over six postseasons with Oklahoma City, averaging 28.8 points, 8.0 rebounds, 3.7 assists, 1.16 blocks and 1.09 steals in 41.9 minutes, shooting 45.5 percent from the field, 32.9 percent from three-point range and 84.8 percent from the free throw line.
- In nine NBA seasons, has led team to six NBA Playoff appearances, including three conference finals and one NBA Finals berth.
- Ranked as the Thunder's all-time leader in free throws (4,599) and three-point field goals (1,143) while placing second in scoring (17,566), third in field goals made (5,912), fourth in rebounds (4,518), fourth in blocks (639), fourth in minutes (24,208), sixth in games played (641), seventh in assists (2,363) and eighth in steals (774).

2015-16 HIGHLIGHTS WITH OKLAHOMA CITY:

- Appeared in 72 games (all starts), averaging 28.2 points, a career-best 8.2 rebounds, 5.0 assists and a career-high 1.18 blocks in 35.8 minutes.
- Became the first player since Michael Jordan in 1988-89 to average over 28 points, eight rebounds and five assists in a season.
- Named to the All-NBA Second Team.

KEVIN DURANT



- Earned Western Conference Player of the Week honors five times and Western Conference Player of the Month accolades twice (December and January).
- Scored 20-plus points in 71 games, including each of his last 64 regular season games (highest current streak in the NBA), dating back to 11/23, a career-high streak and the longest stretch in the NBA since Jordan in 1990-1991 (69 games)... Joined Jordan and Wilt Chamberlain as the only players in NBA history to string together 50-plus straight games in one season of at least 20 points on multiple occasions.
- Scored 30-plus points 29 times and 40-plus three times.
- Tallied 27 double-doubles and one triple-double.
- Finished season with a Player Efficiency Rating of 28.3 (second in the NBA to only Stephen Curry, 31.5).
- Totaled at least 25 points, 10 rebounds and five assists in seven consecutive games (2/25-3/9), one of only two players since the NBA/ABA merger (Larry Bird) to reach a streak of seven or more games... In that same time span, produced a double-double in a career-best seven games.
- Started the NBA All-Star Game for the fifth time, earning his seventh All-Star appearance.
- Named Western Conference Player of the Month for January after finishing second in the NBA in scoring (28.5 points) and adding 9.3 rebounds and 4.3 assists... Shot 49.7 percent from the field and 88.8 percent from the free throw line.
- Named Western Conference Player of the Month for December alongside Russell Westbrook after averaging 24.9 points, 7.2 rebounds and 5.7 assists while shooting 50.8 percent from the field... Reached the 20-point mark in all 15 December games.
- Scored a season-high 44 points on 1/26 at New York.
- Tallied 25 points, 12 rebounds and 10 assists in his first triple-double of the season on 12/10 vs. Atlanta.
- Scored 43 points on 15-of-30 (.500) shooting from the field on 10/30 at Orlando.

2016 POSTSEASON HIGHLIGHTS WITH OKLAHOMA CITY:

- Appeared in 18 postseason games (all starts), averaging 28.4 points, 7.1 rebounds, 1.00 steals and 1.00 blocks in 40.3 minutes.
- Recorded multiple 40-point games in the 2016 Playoffs, scoring 40 points in 45 minutes on 5/26 at Golden State in Game 5 of the Western Conference Finals and scoring a postseason career-high-tying 41 points on 5/8 vs. San Antonio in Game 4 of the Western Conference Semifinals.
- Scored 30-plus six times and 40-plus twice... Recorded two double-doubles (both in the Western Conference Finals).

2014-15 HIGHLIGHTS WITH OKLAHOMA CITY:

- Appeared in 27 games (all starts), averaging 25.4 points, 6.6 rebounds and 4.1 assists in 33.8 minutes.
- Scored 20-plus 20 times, 30-plus eight times and 40-plus twice.
- Tallied five double-doubles.
- Named to the Western Conference All-Star team for the sixth consecutive season.
- Earned Western Conference Player of the Week honors once.
- Scored a season-high 44 points to go with 10 rebounds and seven assists on 12/31 in a win over Phoenix.
- Returned to the Thunder lineup on 12/2 vs. New Orleans after missing the first 17 games of the year due to a right foot Jones fracture... Scored 27 points with three rebounds and two assists in 30 minutes in his return.
- Scored a career-high 30 first-half points on 10-of-13 shooting (5-of-6 from three) in 19 minutes on 12/18 at Golden State, becoming the first player since the NBA-ABA merger to score 30-plus points in fewer than 20 minutes played.
- Hit a career-high-tying seven three point field goals on 2/9 at Denver.
- Missed 28 games following right foot surgery, 17 games with a right foot Jones fracture, six games with a right ankle sprain, four games with a sprained left toe.

2013-14 HIGHLIGHTS WITH OKLAHOMA CITY:

- Named the 2013-14 Kia NBA Most Valuable Player after averaging career-highs with 32.0 points and 5.5 assists to go with 7.4 rebounds and 1.27 steals in 38.5 minutes.
- Led the NBA in scoring (32.0) for the fourth time in his career.
- Named to the All-NBA First Team for a fifth consecutive season.
- Earned Western Conference Player of the Week honors six times and Western Conference Player of the Month accolades four times (November, December, January and March).
- Scored 30-plus an NBA-high 47 times, 40-plus an NBA-high 14 times and 50-plus twice.
- Tallied 27 double-doubles, including 17 30-point/10-rebound games, and three triple-doubles.
- Scored 25 points in 41 straight games from 1/7-4/8 (longest streak of his career and third longest in NBA history).
- During the month of January, averaged 35.9 points per game while shooting 54.9 percent from the field (highest scoring month of his career).
- Scored 30-plus points in 12 consecutive games during the month of January (longest streak of his career).

KEVIN DURANT

- Set a career-high with 54 points on 1/17 vs. Golden State, representing an Oklahoma City-era single-game record.
- Scored 51 points, marking the fourth 50-point game of his career, during a double-overtime win on 3/31 at Toronto.
- Registered 32 points, 10 rebounds, 12 assists, four steals and four blocks on 12/1 against Minnesota to become the first player to hit such benchmarks since blocks and steals became official stats during the 1973-74 season.
- Scored 42 points in the Thunder season opener on 10/30 at Utah, the second-most points scored in franchise history on opening night (Dale Ellis scored 46 points in 1988).
- Named a starter on the Western Conference All-Star team for the fourth consecutive season (fifth overall All-Star appearance)... Finished with a game-high tying 38 points, 10 rebounds and six assists in 35 minutes.

2014 POSTSEASON HIGHLIGHTS WITH OKLAHOMA CITY:

- Appeared in 19 postseason games (all starts), averaging 29.6 points, 8.9 rebounds, 3.9 assists and 1.32 blocks in 42.9 minutes.
- Recorded seven playoff double-doubles and 11 30-plus point performances.

2012-13 HIGHLIGHTS WITH OKLAHOMA CITY:

- Appeared in 81 games (all starts), averaging 28.1 points, 7.9 rebounds, 4.6 assists, 1.43 steals and 1.30 blocks in 38.5 minutes.
- Became the sixth player in NBA history to finish the season shooting 50 percent from the field, 40 percent from three-point range and 90 percent from the free throw line (while qualifying for the league minimums), joining the 50/40/90 club with averages of 51.0 percent from the field, 41.6 percent from three-point range and a career-high 90.5 percent from the line.
- Named to the All-NBA First Team for a fourth consecutive season.
- Led the NBA in free throw shooting (.905) and total points scored (2,280).
- Named Western Conference Player of the Week four times and Western Conference Player of the Month twice (October/November and March).
- Tallied 20-plus points 71 times, 30-plus 33 times and 40-plus six times.
- Notched 18 double-doubles and three triple-doubles (2/27 vs. New Orleans; 2/20 at Houston; and his first career triple-double on 11/18 vs. Golden State).
- Registered a then-career-high 52 points on 1/18 at Dallas, hitting a perfect 21-of-21 from the free throw line, which ranked as the second-best free throw shooting game in NBA history behind Dominique Wilkins in 1992, who went 23-of-23 from the free throw line.
- Became the first player in NBA history to record 20-plus made free throws in back-to-back games (1/18-1/20).
- Started the season with three consecutive double-doubles for the first time in his career.
- Posted double-doubles in the first half of three games (11/2 vs. Portland; 11/18 vs. Golden State; 2/24 vs. Chicago) after only accomplishing the feat once previously.
- Set a career-high with 11 assists on 2/20 at Houston.
- Named a starter on the 2013 Western Conference All-Star Team (third time being named a starter and fourth All-Star selection overall)... Recorded a game-high 30 points (13-of-24 FG) in the All-Star Game to help lead the West All-Stars to victory.

2013 POSTSEASON HIGHLIGHTS WITH OKLAHOMA CITY:

- Appeared in 11 postseason games (all starts), averaging an NBA-best 30.8 points, 6.3 assists and 9.0 rebounds in 44.0 minutes.
- Recorded three double doubles in the postseason.
- Matched a playoff postseason-high with 41 points in Game 3 of the First Round on 4/27 at Houston.
- Scored 20-plus points in all 11 postseason games, including five 30 point efforts and one 40 point outing.
- Recorded 35 points, 15 rebounds and six assists in Game 1 of the Western Conference Semifinals on 5/5 vs. Memphis, becoming the first player in franchise history to tally those numbers in a postseason game.

2011-12 HIGHLIGHTS WITH OKLAHOMA CITY:

- Appeared in all 66 games (all starts), averaging an NBA-best 28.0 points to go with 8.0 rebounds, 3.5 assists, 1.33 steals and 1.17 blocks in 38.6 minutes.
- Became the seventh player in league history to lead the NBA in scoring for three consecutive seasons.
- Named to the All-NBA First Team for a third consecutive season.
- Named Western Conference Player of the Week three times and Western Conference Player of the Month twice (February and March).
- Scored 30-plus 25 times, 40-plus four times and 50-plus once.
- Recorded 18 double-doubles.
- Scored a then-career-high 51 points during overtime win on 2/19 vs. Denver.
- Named MVP of the All-Star Game after posting a game-high 36 points on 56.0 percent shooting from the field (14-of-25 FG) and grabbing seven rebounds.
- Named a starter on 2012 Western Conference All-Star team after receiving 1,345,566 votes, second-most in Western Conference.

KEVIN DURANT



- Became the first player to score 30-plus points in the first four games of the season since Kobe Bryant (2005-06 season).
- Connected on the third game-winning field goal of his career as time expired on 12/29 vs. Dallas.
- Pulled-down a season-high 17 rebounds on 3/23 vs. Minnesota.

2012 POSTSEASON HIGHLIGHTS WITH OKLAHOMA CITY:

- Appeared in 20 postseason games (all starts), averaging 28.5 points, 7.4 rebounds, 3.7 assists and 1.20 blocks in 41.9 minutes.
- Scored 20-plus in all 20 playoff games, including 30-plus 10 times.
- Recorded seven postseason double-doubles.
- Scored 17 of his game-high 36 points in the fourth quarter during Game 1 of the NBA Finals on 6/12 vs. Miami.
- Scored 18 of his game-high 36 points (including 16-straight Thunder points) in the fourth quarter during a Game 4 win in the Western Conference Finals on 6/2 vs. San Antonio.
- Hit game-winning three-pointer with 14 seconds left on 5/19 at the L.A. Lakers in Game 4 of the Western Conference Semifinals.
- Connected on the game-winning field goal with 1.5 seconds left in regulation on 4/28 vs. Dallas in Game 1 of the First Round.

2010-11 HIGHLIGHTS WITH OKLAHOMA CITY:

- Appeared in 78 games (all starts), averaging an NBA-best 27.7 points to go with 6.8 rebounds, 2.7 assists and 1.13 steals in 38.9 minutes.
- Became just the 11th player in NBA history to win the scoring title in back-to-back seasons.
- Named to the All-NBA First Team for a second consecutive season.
- Scored 30-plus an NBA-best 29 times and 40-plus an NBA-best five times.
- Recorded 13 double-doubles.
- Named Western Conference Player of the Week twice and Western Conference Player of the Month twice (December and April).
- Finished his fourth professional season with 8,128 career points, second-most all-time through his first four seasons behind only LeBron James (8,439 points).
- Recorded five straight double-doubles for the first time in his career (1/30-2/8).
- Matched a then-career-high with 47 points and set a career-high with 18 rebounds on 1/26 at Minnesota.
- Tied a career-high with five blocks on 3/27 at Portland.
- Made the game-winning three-point field goal as time expired on 1/22 vs. New York.
- Appeared in his 300th career NBA game 3/18 vs. Charlotte.
- Scored 34 points in his second All-Star appearance on 2/20 in Los Angeles.

2011 POSTSEASON HIGHLIGHTS WITH OKLAHOMA CITY:

- Appeared in 17 postseason games (all starts), averaging 28.6 points, 8.2 rebounds, 2.8 assists and 1.12 blocks in 42.5 minutes.
- Scored 30-plus seven times and 40-plus three times.
- Recorded five double-doubles.
- Became the 20th player in NBA history to score at least 39 points in a Game 7 during Oklahoma City's Western Conference Semifinals victory on 5/15 over Memphis, scoring 39 points on 13-of-25 (.520) shooting from the field.
- Set a playoff career-high with 41 points (13-of-22 FG) on 4/17 vs. Denver in Game 1 of the First Round
- Made a playoff career-high five three-point field goals on 4/25 vs. Denver in Game 4 of the First Round.
- Matched his postseason career-best postseason scoring effort with 41 points on 4/27 vs. Denver in Game 5 of the First Round, including 16 points in the final frame.

2009-10 HIGHLIGHTS WITH OKLAHOMA CITY:

- Appeared in 82 games (all starts), averaging an NBA-best 30.1 points, 7.6 rebounds, 2.8 assists, 1.37 steals and 1.02 blocks in 39.5 minutes.
- At 21 years old, became the youngest player in NBA history to win the scoring title.
- Named First Team All-NBA.
- Finished second behind LeBron James in NBA Most Valuable Player voting.
- Became one of only 10 players in NBA history to start every game and average 30-plus points.
- Set franchise record and led the NBA with 756 made free throws.
- Earned Player of the Week honors three times and Player of the Month honors once (April).
- Scored 30-plus points an NBA-best 47 times and 40-plus eight times.
- Tallied 25 double-doubles.
- Set the all-time franchise record for points in a single season (2,472 points scored).
- Recorded back-to-back 40-point games for the first time in his career on 4/6 at Utah and 4/4 vs. Minnesota.
- Matched his season-high with 45 points and set a career-high with seven made three-pointers on 4/6 at Utah.
- Made his first career All-Star appearance, recording 15 points and five rebounds in 20 minutes.

KEVIN DURANT

- Became the second youngest NBA player behind only LeBron James to record 2,000 points through his first 68 games at age 21 or younger.
- Scored a season-high 45 points to go with 11 rebounds on 1/31 vs. Golden State... Connected on 16-of-21 (.762) from the field in that contest, becoming the second player in franchise history to score 45-plus points on better than 75 percent shooting (Spencer Haywood on 1/7/72; 48 points on 21-of-28 FG).
- Became the second-youngest NBA player behind only LeBron James to reach 4,000 career points, doing so on 12/4 vs. Boston, finishing that game with 36 points.
- With his 28-point performance on 11-of-22 (.500) shooting on 11/24 against Utah, became just the fourth player in league history to score at least 400 points during the first 15 games of a season at age 21 or younger, joining LeBron James (twice), Shaquille O'Neal and Michael Jordan.
- Set all-time franchise record for most free throws without a miss (18) on 11/10 at Sacramento en route to game-high 37 points.

2010 POSTSEASON HIGHLIGHTS WITH OKLAHOMA CITY:

- Appeared in six postseason games (all starts), averaging 25.0 points, 7.7 rebounds, 2.3 assists and 1.33 blocks in 38.5 minutes.
- Made his NBA playoff debut on 4/18 at the L.A. Lakers in Game 1 of the First Round, scoring 24 points and grabbing six rebounds in 42 minutes.

2008-09 HIGHLIGHTS WITH OKLAHOMA CITY:

- Appeared in 74 games (all starts), averaging 25.3 points, 6.5 rebounds, 2.8 assists and 1.30 steals in 39.0 minutes.
- Ranked sixth in the NBA in scoring and fifth in minutes.
- Scored 20-plus 57 times, 30-plus 21 times and 40-plus three times.
- Recorded 15 double-doubles.
- Scored a then-career-high 47 points on 2/17 vs. New Orleans.
- Set a franchise record with 24 free throws (24-26 FT) and a then-career-high 15 rebounds on 1/23 at the L. A. Clippers.
- Swiped a career-high five steals on 12/13 at Dallas.
- Inactive seven times.

2007-08 HIGHLIGHTS WITH SEATTLE:

- Appeared in 80 games (all starts), averaging 20.3 points (first among rookies, 24th in NBA), 4.4 rebounds and 2.4 assists in 34.6 minutes.
- Named NBA Rookie of the Year.
- Earned NBA All-Rookie First-Team honors.
- Named Western Conference Rookie of the Month five times.
- Became the third teenager to average more than 20 points per game (Carmelo Anthony, LeBron James).
- Shot 87.3 percent from the free throw line, which ranked first among rookies and 11th in the NBA.
- Scored 20-plus points 44 times and 30-plus seven times.
- Led the team with 75 blocks.
- In the T-Mobile Rookie Challenge at NBA All-Star Weekend in New Orleans, tallied 23 points, eight rebounds and four assists.
- Recorded a then-career-high 42 points on 18-of-25 (.720) shooting from the field on 4/16 at Golden State, adding a then-career-high 13 rebounds... At age 19 years and 200 days, no player in the history of the NBA had scored as many points in a game at a younger age.

USA BASKETBALL HIGHLIGHTS:

- Won his second Olympic gold medal with Team USA at the 2016 Olympics in Rio de Janeiro, averaging a team-high 19.4 points per game during the team's perfect 8-0 run through the tournament... Averaged 5.0 rebounds and 3.5 assists in 28.6 minutes of Olympic play in Rio, shooting 57.8 percent from the field and 58.1 percent from three-point range.
- Scored a game-high 30 points and dished out four assists in Team USA's gold medal winning victory over Serbia in 2016.
- Won his first career Olympic gold medal with Team USA at the 2012 Olympics in London, averaging 19.5 points and 5.8 rebounds in 26.0 minutes per game.
- In the U.S. men's career Olympic record book, ranks first in three-point field goals made (59), second in points (311) behind Carmelo Anthony (336) and third in field goals made (101).
- Owns the two highest point totals in a single Olympic competition in Team USA history, scoring a record 156 points in 2012 and 155 points in 2016.
- During the summer of 2010, helped lead the U.S. Men's National Team to a gold medal during the 2010 FIBA World Championships in Turkey... Named the 2010 FIBA World Championships Most Valuable Player.
- Recorded a game-high 28 points during the United States' gold medal winning victory over host country Turkey in 2010.
- Set the all-time USA single game scoring record by notching 38 points during Team USA's semifinal match-up versus Lithuania in 2010.

KEVIN DURANT



COLLEGIATE HIGHLIGHTS WITH TEXAS:

- Appeared in 35 games in his lone season at Texas, averaging 25.8 points (first in the Big 12, fourth in the nation), 11.1 rebounds, 1.91 blocks and 1.89 steals in 35.9 minutes.
- Earned National Player of the Year honors from The Associated Press, NABC, USBWA, CBS/Chevrolet and The Sporting News.
- Named the winner of the Adolph Rupp Trophy, the Naismith Award and the Wooden Award, becoming the first-ever freshman in NCAA history to win any of those awards.
- Earned consensus First Team All-American honors, becoming just the third freshman in NCAA history to earn that honor, joining Wayman Tisdale (1983) and Chris Jackson (1989).
- Named Big 12 Freshman and Player of the Year, earned First Team All-Conference honors and was named to the league's All-Defensive Team.
- Set single-season school and Big 12 record for points in a season with 903, a total that ranked as the second-most by a freshman in NCAA history.
- Set a single-season school record for total rebounds with 390, a mark that ranked second in Big 12 history and third all-time for a freshman in NCAA history.
- Scored 20-plus points 30 times and 30-plus 11 times.
- Tallied 20 double-doubles.
- Named Big 12 Tournament Most Valuable Player after scoring a tournament-record 92 points.

PERSONAL: Wears No. 35 to honor his childhood AAU coach, Charles Craig, who died when he was 35... Donated \$1 million to the Oklahoma Red Cross to help those affected by the tornados in May of 2013... Took part in a panel discussion at Standord University with Andre Iguodala, Bob Myers and Joe Jacob as the Warriors were awarded the ENCORE Award from the Stanford Graduate School of Business in October 2016...Named First Team All-American by USA Today and Parade Magazine after senior season at Montrose Christian (MD) in 2005-06 after averaging 23.6 points, 10.2 rebounds, 3.0 assists, 3.0 steals and 2.6 blocks... Led Montrose Christian to a 20-2 record and a No. 9 ranking in the final USA Today poll... Named Co-MVP of the McDonald's All-American Game after posting 25 points for the West squad... Averaged 19.6 points and 8.8 rebounds for Oak Hill Academy as a junior, shooting 65 percent from the field, including 43 percent from three-point range... Named Second Team All-American by Parade Magazine as a junior in 2004-05... Favorite food is crab legs... Is a fan of the Washington Redskins... Most admired Vince Carter as a child... Loves to play video games and shop for clothes... Favorite motto, which his mentor and coach Taras Brown recited when he was working out, is: "Hard work beats talent when talent fails to work hard"... Threw out ceremonial first pitch at a San Francisco Giants game on September 16, 2016... Is on Twitter @KDTrey5.

NBA REGULAR-SEASON RECORD:

Year-Team	G	MIN	FG	FGA	PCT	3FG	3FGA	PCT	FT	FTA	PCT	OFF	DEF	TOT	AST	STL	BLK	PTS	RPG	APG	PPG
07-08 Seattle	80	2768	587	1366	.430	59	205	.288	391	448	.873	70	278	348	192	78	75	1624	4.4	2.4	20.3
08-09 Oklahoma City	74	2885	661	1390	.476	97	230	.422	452	524	.863	77	405	482	205	96	53	1871	6.5	2.8	25.3
09-10 Oklahoma City	82	3239	794	1668	.476	128	351	.365	756	840	.900	105	518	623	231	112	84	2472	7.6	2.8	30.1
10-11 Oklahoma City	78	3038	711	1538	.462	145	414	.350	594	675	.880	57	476	533	214	88	76	2161	6.8	2.7	27.7
11-12 Oklahoma City	66	2546	643	1297	.496	133	344	.387	431	501	.860	40	487	527	231	88	77	1850	8.0	3.5	28.0
12-13 Oklahoma City	81	3119	731	1433	.510	139	334	.416	679	750	.905	46	594	640	374	116	105	2280	7.9	4.6	28.1
13-14 Oklahoma City	81	3122	849	1688	.503	192	491	.391	703	805	.873	58	540	598	445	103	59	2593	7.4	5.5	32.0
14-15 Oklahoma City	27	913	238	467	.510	64	159	.403	146	171	.854	16	162	178	110	24	25	686	6.6	4.1	25.4
15-16 Oklahoma City	72	2578	698	1381	.505	186	481	.387	447	498	.898	45	544	589	361	69	85	2029	8.2	5.0	28.2
TOTALS	641	24208	5912	12228	.483	1143	3009	.380	4599	5212	.882	514	4004	4518	2363	774	639	17566	7.0	3.7	27.4

--AVERAGES--

NBA PLAYOFF RECORD:


Year-Team	G	MIN	FG	FGA	PCT	3FG	3FGA	PCT	FT	FTA	PCT	OFF	DEF	TOT	AST	STL	BLK	PTS	RPG	APG	PPG
2010 Oklahoma City	6	231	43	123	.350	10	35	.286	54	62	.871	8	38	46	14	3	8	150	7.7	2.3	25.0
2011 Oklahoma City	17	722	155	345	.449	37	109	.339	140	167	.838	18	121	139	48	16	19	487	8.2	2.8	28.6
2012 Oklahoma City	20	837	198	383	.517	41	110	.373	133	154	.864	13	135	148	74	29	24	570	7.4	3.7	28.5
2013 Oklahoma City	11	485	112	246	.455	22	70	.314	93	112	.830	7	92	99	69	14	12	339	9.0	6.3	30.8
2014 Oklahoma City	19	815	194	422	.460	43	125	.344	132	163	.810	25	145	170	75	19	25	563	8.9	3.9	29.6
2016 Oklahoma City	18	726	175	407	.430	31	110	.282	130	146	.890	13	115	128	60	18	18	511	7.1	3.3	28.4
TOTALS	91	3816	877	1926	.455	184	559	.329	682	804	.848	84	646	730	340	99	106	2620	8.0	3.7	28.8

--AVERAGES--

REGULAR-SEASON CAREER HGHS:

PTS	54 vs. Golden State (1/17/14)	3FGM	7, four times, last vs. Golden State (2/27/16)
REB	18 at Minnesota (1/26/11)	3FGA	15 at Phoenix (4/6/14)
AST	12, three times, last at L.A. Lakers (3/9/14)	FTM	24 at L.A. Clippers (1/23/09)
BLK	5, three times, last at L.A. Clippers (3/2/16)	FTA	26 at L.A. Clippers (1/23/09)
STL	5, four times, last vs. Denver (1/16/13)	OREB	4, 10 times, last vs. Memphis (1/6/16)
FGM	19, twice, last vs. Golden State (1/17/14)	DREB	16, twice, last at Philadelphia (3/9/11)
FGA	34, twice, last at Utah (1/7/14)	MIN	54 at Orlando (10/30/15)

DRAYMOND GREEN | FORWARD



HEIGHT: 6-7
WEIGHT: 230
BIRTHDATE: MARCH 4, 1990
BIRTHPLACE: SAGINAW, MICHIGAN
COLLEGE: MICHIGAN STATE
HIGH SCHOOL: SAGINAW (MI)
NBA EXPERIENCE: 4 YEARS
DRAFTED BY: GOLDEN STATE, 2012, SECOND ROUND (#35)



NBA CAREER HIGHLIGHTS:

- For print features, videos & audio interviews, visit <http://www.nba.com/warriors/media/draymondgreen>
- Selected by Golden State in the second round (35th overall) of the 2012 NBA Draft.
- Signed a contract extension with Golden State on July 9, 2015.
- Named to the All-Defensive First Team in consecutive seasons (2014-15 and 2015-16), becoming the first player in franchise history to earn All-Defensive First Team honors in back-to-back campaigns and joining Nate Thurmond as the only Warriors to earn multiple First Team honors in his career.
- Earned first career All-Star selection in 2016.
- Finished second in Defensive Player of the Year voting in consecutive seasons (2014-15 and 2015-16)... Finished second in Most Improved Player voting in 2014-15.
- Won an NBA Championship with Golden State in 2015.
- Became the first player in NBA history to record at least 1,000 points, 500 rebounds, 500 assists, 100 steals and 100 blocks in a single season in 2015-16 (since 1973-74 when steals and blocks were officially recorded).
- Recorded 13 triple-doubles in 2015-16, breaking Tom Gola's single-season franchise-record of nine in 1959-60.
- Has recorded 14 career regular-season triple-doubles, which ranks third all-time in Warriors history.
- Has made statistical improvements in every season in scoring, rebounding, assists per game, field goal and three-point field goal percentage, blocks per game and minutes per game.
- Named Western Conference Player of the Week once.
- Won an Olympic gold medal with Team USA at the 2016 Olympic Games in Rio de Janeiro.
- Entering the 2016-17 season, owns career averages of 8.7 points, 6.5 rebounds, 3.4 assists, 1.20 steals and 25.4 minutes in 321 games (173 starts) over four seasons with Golden State, shooting 44.0 percent from the field.
- Appeared in 63 playoff games (49 starts), averaging 12.6 points, 8.7 rebounds, 4.5 assists, 1.48 steals and 1.40 blocks in 33.6 minutes.
- On the Warriors' all-time postseason career leaders lists, ranks first in blocks (88), third in rebounds (549), third in assists (286), third in steals (93), third in three-pointers made (79), fifth in games played (63), sixth in minutes played (2,114), seventh in free throws made (175), eighth in points (796) and eighth in field goals made (271).

2015-16 HIGHLIGHTS WITH GOLDEN STATE:

- Appeared in 81 games (all starts), averaging career-highs of 14.0 points, 9.5 rebounds, 7.4 assists and 1.40 blocks to go with 1.47 steals in 34.7 minutes, shooting a career-high 49.0 percent from the field.
- Named to the All-Defensive First Team for the second-straight season, becoming the first player in franchise history to earn All-Defensive First Team honors in back-to-back campaigns and joining Nate Thurmond as the only Warriors to earn multiple First Team honors in his career.
- Finished second in Defensive Player of the Year voting (44 first-place votes) behind San Antonio's Kawhi Leonard for the second-straight year.
- Among NBA leaders, ranked seventh in the league in assists per game, leading all forwards... Became the sixth forward to average at least seven assists per game in a single season (joining LeBron James, Larry Bird, Wilt Chamberlain, John Havlicek and Grant Hill).
- Tallied the first 13/9/7 season since Grant Hill in 1996-97.
- Became the first player in NBA history to record at least 1,000 points, 500 rebounds, 500 assists, 100 steals and 100 blocks in a single season (since 1973-74 when steals and blocks were officially recorded).
- Recorded 13 triple-doubles, breaking Tom Gola's single-season franchise-record of nine triple-doubles set in 1959-60.
- Scored 20-plus points 17 times... Posted 33 double-doubles, including 11 20/10 games, which are both single-season career-highs.

DRAYMOND GREEN



- Warriors tallied a 97.5 Defensive Rating with him on the court, compared to a Defensive Rating of 109.5 with him off the court.
- Recorded his 13th triple-double of the season with 22 points, 10 rebounds and 10 assists on 4/3 vs. Portland.
- Swiped a career-high-tying six steals on 4/1 vs. Boston.
- Surpassed the 1,000 point mark for the season for the first time in his career on 3/29 vs. Washington... Tallied a double-double, which included a career-high 16 defensive rebounds, in that contest.
- Recorded his 12th triple-double of the season on 3/27 vs. Philadelphia with 13 points, 11 rebounds and 11 assists.
- Hit a perfect 9-of-9 from the free throw line on 3/11 vs. Portland, a season-high for free throws made and the most he has ever hit without a miss in his career.
- Became the first player in NBA history to post at least 14 rebounds and at least 14 assists in a game where he did not make a field goal (0-of-8 FG) on 2/27 at Oklahoma City... Tied a career-high with six steals in that contest.
- Recorded his 11th triple-double of the season with 18 points, 11 rebounds and 10 assists on 2/20 at the L.A. Clippers.
- Named a reserve on the Western Conference All-Star Team, earning his first career All-Star selection... Tallied four points, five rebounds and two steals in 12 minutes... Joined Stephen Curry and Klay Thompson to give the Warriors three players in the All-Star Game for the first time since 1976, when Rick Barry, Phil Smith and Jamaal Wilkes all represented Golden State at the league's annual showcase.
- Set the single-season franchise-record with his 10th triple-double on 2/3 at Washington, breaking Tom Gola's mark of nine triple-doubles set in 1959-60 and becoming the first player in franchise history to record a point/rebound/assist triple-double while also blocking at least five shots (since blocks were first recorded in 1973-74).
- Tallied 20 points, 10 rebounds and 10 assists for his franchise-record-tying ninth triple-double of the season on 1/31 at New York, hitting a perfect 9-of-9 from the field to become the first player to go perfect from the field on at least nine attempts in a triple-double since Wilt Chamberlain in 1967... Became the first Warrior to go perfect on at least nine attempts in any game since Chris Mullin in 1990.
- Dished out his 292nd assist of the season on 1/16 at Detroit, a single-season career best.
- Recorded his fourth triple-double in five games (eighth of the season) on 1/8 at Portland, tallying 11 points, 13 rebounds and 10 assists.
- Became the 15th player in NBA history to record three-straight triple-doubles on 1/4 vs. Charlotte (his seventh triple-double of the season), tallying 13 points, 15 rebounds and 10 assists to join Tom Gola (1959-60) as the only Warriors ever to post three-straight triple-doubles.
- Earned his first career Western Conference Player of the Week honor for games played from 12/28-1/3 after posting back-to-back triple-doubles and leading the Warriors to a 3-1 week with averages of 18.8 points, 11.3 rebounds, 9.5 assists and 2.50 steals in 36.0 minutes, hitting 46.2 percent from the field and 54.5 percent from three-point range.
- Tallied his second-straight triple-double (sixth of the season) on 1/2 vs. Denver with a season-high 29 points, season-high 17 rebounds and 14 assists, becoming the first Warrior ever to post consecutive triple-doubles in back-to-back games twice in the same season (first to do so in the NBA since LeBron James and Jason Kidd in 2007-08)... Became the first player since Larry Bird in April 1987 to post at least 29 points, 17 rebounds and 14 assists in the same game, joining Bird, Oscar Robertson, Elgin Baylor and Wilt Chamberlain as the only players ever to record those numbers in a game... Joined Larry Bird (1980 & 1981) and Aaron McKie (2000 & 2001) as the only players ever to finish a calendar year with a triple-double and open the following year with a triple-double.
- Recorded his fifth triple-double of the season on 12/31 at Houston with 10 points, a career-high 16 assists and 11 rebounds, the most assists by a starting Warriors forward since Rick Barry dished out 19 assists on 11/30/76 at Chicago... Dished out 12 assists in the first half, a career-best for any half.
- Posted his fourth triple-double of the season with 16 points, 11 rebounds and 10 assists on 12/16 vs. Phoenix.
- Recorded 24 points and 11 rebounds on 12/12 at Milwaukee, tallying back-to-back 20/10 games for the first time in his career.
- Tallied 24 points, 11 rebounds, eight assists, five steals and five blocks in a career-high 50 minutes on 12/11 at Boston, becoming the first player to post those numbers in a game since Hakeem Olajuwon in 1990... Per the Elias Sports Bureau, became the third player in NBA history to record at least 20 points, 10 rebounds, five assists, five steals and five blocks in the same game (since blocks were recorded in 1973-74), joining Olajuwon (five times) and Derrick Coleman (once).
- Recorded his second-straight triple-double (third of the season) with a 13-point, 12-assist, 11-rebound effort on 11/28 vs. Sacramento, becoming the first Warrior since Wilt Chamberlain in 1964 to post a triple-double in back-to-back games.
- Notched his second triple-double of the season with 14 points, 10 rebounds and 10 assists on 11/27 at Phoenix.
- Recorded his first triple-double of the season (second career regular-season triple-double) with 16 points, 12 assists and 10 rebounds on 11/14 vs. Brooklyn.
- Became the first Warriors starting forward to dish out 12 assists in consecutive games (11/12 at Minnesota; 11/14 vs. Brooklyn) since Rick Barry did so in 1976.
- Missed one game due to rest.

DRAYMOND GREEN

2016 POSTSEASON HIGHLIGHTS WITH GOLDEN STATE:

- Appeared in 23 postseason games (all starts), averaging playoff career-highs of 15.4 points, 6.0 assists, 1.78 blocks and 38.2 minutes to go with 9.9 rebounds and 1.61 steals, shooting 43.1 percent from the field.
- Scored 20-plus points six times and 30-plus twice.
- Tallied nine postseason double-doubles, one triple-double and one 30/10 game.
- Per NBA.com's Hustle Stats, contested 15.6 shots per game, third-most in the postseason.
- Tallied 32 points and a 2016 postseason-high 15 rebounds, his first career 30/10 game (regular-season or playoffs), to go with nine assists in a postseason career-high 47 minutes in Game 7 of the NBA Finals on 6/19 vs. Cleveland... Scored 22 points in the first half, the most scored in a first half of an NBA Finals Game 7 since Walt Frazier scored 23 points in the first half on 5/8/70... Connected on six three-pointers (6-of-8 3FG), tying the record for most threes made in Game 7 of the NBA Finals set by Shane Battier in 2013... Joined James Worthy (36 points and 16 rebounds for the Lakers in 1988) as the only players to produce at least 30 points and 15 rebounds in a regulation (non-overtime) Game 7 of the NBA Finals.
- Missed his first career playoff game in Game 5 of the NBA Finals on 6/13 vs. Cleveland due to an NBA suspension.
- Recorded at least one steal in 20-straight playoff games (dating back to the 2015 NBA Playoffs, 6/16/15-6/5/16), a career-best streak of playoff games with at least one steal.
- Blocked a career-high seven shots (regular-season or playoffs) in Game 4 of the Western Conference Semifinals on 5/9 at Portland, adding four steals to become the first player since Ben Wallace on 4/23/05 to block at least seven shots and swipe at least four steals in a playoff game... Tied a playoff career-high with nine free throws.
- Scored a career-high 37 points (regular-season or playoffs) on career highs of 13 field goals and eight three-pointers in Game 3 of the Western Conference Semifinals on 5/7 at Portland.
- Joined Tom Gola as the only players in franchise history to post multiple playoff triple-doubles, tallying 23 points, 13 rebounds and a playoff career-high 11 assists in Game 1 of the Western Conference Semifinals on 5/1 vs. Portland... Hit a perfect 9-of-9 from the free throw line, a playoff career-high.
- Recorded his 18th career postseason double-double with 12 points and 14 rebounds in Game 2 of the First Round on 4/18 vs. Houston to pass Paul Arizin for third-most playoff double-doubles in franchise history.

2014-15 HIGHLIGHTS WITH GOLDEN STATE:

- Appeared in 79 games (all starts), averaging 11.7 points, 8.2 rebounds, 3.7 assists, 1.56 steals and 1.25 blocks in 31.5 minutes.
- Earned First Team All-Defensive honors, becoming the third player in Warriors history to be named to the First Team (Nate Thurmond, Andre Iguodala).
- Finished second in Defensive Player of the Year voting (the highest finish ever by a Warrior), receiving the most first-place votes (45) but narrowly edged out by San Antonio's Kawhi Leonard by 16 points... It was the first time the leader in first place votes did not win the award (since 2002-03 when voters were asked to rank top three).
- Placed second in Most Improved Player voting behind Chicago's Jimmy Butler, receiving 11 first-place votes.
- Became the first player in Warriors history to average a block, steal and three-pointer (1.4) per game and was one of just two players (Danny Green) to do so in 2014-15.
- Hit a single-season career-high 111 three-point field goals.
- Among NBA leaders, ranked second in plus/minus (+10.6), third in Net Rating (16.5) and tied for fourth in Defensive Rating (96.0).
- Posted 18 double-doubles, including three 20/10 games... Recorded one triple-double.
- Scored 11 of his 15 points from the free throw line on 3/21 vs. Utah, setting career highs in free throws made (11) and attempted (13), both Warriors season-highs.
- Recorded five steals in back-to-back games on 3/14 vs. New York and 3/16 vs. the L.A. Lakers, becoming the first Warrior to do so since Baron Davis in 2008.
- On his 25th birthday, tallied his third career 20/10 game with 23 points and 12 rebounds on 3/4 vs. Milwaukee.
- Recorded his second career 20/10 game with 20 points and 13 rebounds on 2/7 at New York.
- Grabbed a career-high 20 rebounds on 2/6 at Atlanta, the first 20-rebound game by a Warrior since Andrew Bogut grabbed 20 boards on 12/21/13.
- Recorded his first career triple-double on 1/2 vs. Toronto with 16 points, a season-high 13 assists and 11 rebounds... Became the 27th player in franchise history to join the triple-double club.
- Became the first Warrior since Chris Mullin in 1990 to record at least three steals and three blocks in consecutive games, swiping four steals with three rejections to go with a double-double (10 points, 10 rebounds) on 12/30 vs. Philadelphia.
- Set a career-high with six steals on 12/27 vs. Minnesota to go with eight rebounds and six assists, becoming the first Warriors forward since Chris Mullin in 1997 to record at least six steals, six rebounds and six assists in a game.
- Blocked a career-high five shots on 12/16 at Memphis.



- Connected on a career-high seven three-pointers (7-of-13 3FG) on 12/6 at Chicago, tallying a career-high 31 points to go with seven rebounds, four steals, three assists and three blocks in 41 minutes.
- Missed two games due to shin inflammation and one game due to rest after appearing in all 82 games in 2013-14.

2015 POSTSEASON HIGHLIGHTS WITH GOLDEN STATE:

- Appeared in 21 postseason games (all starts), averaging 13.7 points, a playoff career-high 10.1 rebounds, 5.2 assists, a playoff career-high 1.81 steals and 1.19 blocks in 37.3 minutes.
- Recorded 12 double-doubles, joining Nate Thurmond and Wilt Chamberlain as the only players in franchise history to record at least 10 double-doubles in a single postseason.
- Finished the 2015 Playoffs with 212 rebounds, joining Wilt Chamberlain and Nate Thurmond as the only players in franchise history to grab at least 200 boards in a single postseason.
- Tallied 16 points, 11 rebounds and 10 assists in Game 6 of the NBA Finals on 6/16 at Cleveland, the first triple-double by a Warrior in the postseason since Guy Rodgers in 1962 (first in franchise history in The Finals).
- Tied a playoff career-high with five steals in Game 2 of the NBA Finals on 6/7 vs. Cleveland, scoring 10 points and grabbing 10 rebounds.
- Recorded a steal in 15-straight playoff contests (5/1/14-5/23/15).
- Posted four-straight double-doubles (every game of the First Round against New Orleans, 4/18-4/25), a career-long playoff streak, becoming the first Warrior to post four-straight point/rebound double-doubles in the postseason since Sleepy Floyd in 1987.
- Scored a 2015 playoff-high 22 points in Game 4 of the First Round on 4/25 at New Orleans, grabbing 10 rebounds and dishing out eight assists.
- Collected a postseason career-high 17 rebounds in Game 3 of the First Round on 4/23 at New Orleans.

2013-14 HIGHLIGHTS WITH GOLDEN STATE:

- Appeared in 82 games (12 starts), averaging 6.2 points, 5.0 rebounds, 1.9 assists and 1.24 steals in 21.9 minutes... Was the only Warrior to appear in all 82 of the team's games.
- In 12 starts, averaged 9.0 points, 7.4 rebounds, 2.7 assists, 1.41 steals and 1.41 blocks in 31.3 minutes.
- Posted four double-doubles, including one 20/10 game.
- Recorded the first 20/10 game of his career and the only 20/10 game by a Warriors reserve in 2013-14 on 4/14 vs. Minnesota, tallying season-highs of 20 points, 12 rebounds and four three-pointers (4-of-5 3FG) to go with five assists in 38 minutes... Became the first Warriors reserve to post a 20/10/5 game since Anthony Randolph in 12/5/09.
- Hit the game-tying three-pointer with 3.9 seconds remaining on 4/13 at Portland to send the game to overtime.
- Registered his third career double-double on 4/4 vs. Sacramento with 10 points and 10 rebounds.
- Tallied 18 points, 10 rebounds and three steals in 38 minutes for his second career double-double in a start on 2/22 vs. Brooklyn.
- Recorded his first career regular-season double-double with 11 points and 11 rebounds on 2/10 vs. Philadelphia.
- Earned his first start of the season on 2/6 vs. Chicago, tallying nine points and seven rebounds.
- Blocked four shots in consecutive games (12/29 at Cleveland; 12/31 at Orlando) to become the first Warriors reserve to block four shots in back-to-back games since Ronny Turiaf in 2009.

2014 POSTSEASON HIGHLIGHTS WITH GOLDEN STATE:

- Appeared in seven postseason games (four starts), averaging 11.9 points, 8.3 rebounds, 2.9 assists, 1.71 steals and 1.71 blocks in 32.6 minutes, shooting a playoff career-high 46.7 percent from the field.
- In four starts, averaged 13.0 points, 9.3 rebounds, 3.3 assists, 2.25 steals and 1.25 blocks in 37.1 minutes.
- Finished the postseason by scoring in double figures in three-straight games for the first time in his career (regular-season or postseason).
- Tallied 2014 postseason-highs of 24 points and five three-pointers (5-of-8 3FG) in Game 7 of the First Round on 5/3 at the L.A. Clippers.
- Swiped a playoff career-high five steals to go with 14 points and 14 rebounds in Game 6 of the First Round on 5/1 vs. the L.A. Clippers, becoming the first Warrior to post a point/rebound double-double while swiping five steals in the playoffs since Clifford Ray did so on 5/12/76.

2012-13 HIGHLIGHTS WITH GOLDEN STATE:

- Appeared in 79 games (one start), averaging 2.9 points and 3.3 rebounds in 13.4 minutes.
- Played in the first 79 games of the season before sitting out the final three, the fourth-most games played by any rookie in 2012-13 behind only Damian Lillard, Kyle Singler and Harrison Barnes.
- Made his first career start on 2/27 at New York, totaling four points and five rebounds in 27 minutes.
- Scored a season-high 11 points on 12/21 vs. Charlotte.

DRAYMOND GREEN

- Hit the game-winning lay-up on a backdoor cut with 0.9 seconds left on 12/12 at Miami.
- Grabbed a season-high 10 rebounds on 12/7 at Brooklyn.
- Scored his first career point on a free throw on 11/9 at the Lakers.
- Made his NBA debut on 10/31 at Phoenix, playing one minute and grabbing one rebound.
- DNP-CD twice... Missed one game due to right knee tendinitis.

2013 POSTSEASON HIGHLIGHTS WITH GOLDEN STATE:

- Appeared in 12 playoff games (one start), averaging 5.8 points, 4.3 rebounds and 1.6 assists in 18.6 minutes, shooting 42.9 percent from the field and 39.1 percent from three-point range.
- Recorded one double-double... Scored in double figures three times.
- Hit multiple three-pointers in three postseason games, something he hadn't done once in the regular season.
- Made his first career playoff start in Game 2 of the Western Conference Semifinals on 5/8 at San Antonio, tallying five points, seven rebounds and five assists in 33 minutes.
- Talled 2013 postseason-highs of 16 points and 10 rebounds off the bench in Game 6 of the First Round on 5/2 vs. Denver, his first career double-double, becoming the first Warriors rookie to post a double-double in the playoffs since Chris Webber on 5/4/94 vs. Phoenix (16 points and 13 assists) and the first to do so off the bench since Chris Gatling on 4/30/92 at Seattle (14 points and 12 rebounds).
- Made his postseason debut in Game 1 of the First Round on 4/20 at Denver, scoring two points and grabbing three rebounds in four minutes.

USA BASKETBALL HIGHLIGHTS:

- Won an Olympic gold medal with Team USA at the 2016 Olympic Games in Rio de Janeiro.
- Participated in USA Basketball Men's National Team Minicamp in Las Vegas in the summer of 2015.
- One of 13 players named to the U.S. Men's Select Team in 2014, which practiced with the USA Men's Basketball National Team during its training camp in Las Vegas prior to the 2014 FIBA Basketball World Cup.

COLLEGIATE HIGHLIGHTS WITH MICHIGAN STATE:

- Appeared in 145 games (67 starts) over four seasons at Michigan State, averaging 10.5 points, 7.6 rebounds, 2.9 assists and 1.24 steals in 25.0 minutes while shooting 46.7 percent from the field and 36.1 percent from three-point range.
- Finished his career as the school's all-time leading rebounder (1,096) while ranking second in blocks (117) and steals (180) and 17th in scoring (1,517 points).
- Became one of three players in MSU history to tally 1,000 career points and 1,000 career rebounds (Greg Kelsner, Johnny Green).
- Talled three career triple-doubles, ranking second in Spartan history only to Earvin "Magic" Johnson (8).
- Named the 2012 Big Ten Jesse Owens Male Athlete of the Year Award winner following his senior season, in which he earned Big Ten & NBC National Player of the Year honors and was a consensus First Team All-American.

PERSONAL: Parents are Mary Babers, Raymond Green and Wallace Davis... Nickname is "Day-Day"... Has two brothers, Torrian Harris and Braylon Green, and three sisters, LaToya Babers, Jordan Davis and Gabby Davis... Brother Torrian played basketball for Nebraska-Omaha from 2009-11... In the summer of 2015, pledged to donate \$3.1 million to his alma mater -- the largest student-athlete donation in Michigan State Athletics history -- to support two of the top priorities (facilities and endowments) for MSU Athletics in Empower Extraordinary, the campaign for Michigan State, and will help build a new strength and conditioning room in the Jack Breslin Student Events Center as part of an overall facility renovation... Celebrated the 2015 NBA Championship with a homecoming parade in Saginaw, MI, in late June, where it was revealed that his No. 32 jersey had been officially retired at Saginaw High School... Hosted his first Warriors Basketball Camp overnight session in June 2016, a four-day camp at Cal State Monterey Bay for nearly 150 youth players... Has hosted several basketball camps for youth in the state of Michigan, including the Draymond Green Basketball Camp and All-Star Game in Grand Rapids, MI... Has participated in the LaMarr Woodley golf tournament in Saginaw, MI, to support his hometown's high school athletic programs... Received the Key to the City of Emeryville, CA, in 2015 in a presentation by the Mayor and City Council... Has been an active participant in Warriors community outreach programs... Was a finalist for the 2015-16 Seasonlong NBA Cares Community Assist Award... Throughout the 2015-16 season, took an active role in a variety of campaigns including #LeanInTogether, joining the NBA, LeanIn.org, the NBPA and the WNBA to launch the second year of #LeanInTogether, an ongoing public awareness campaign focused on the important role men play in reaching equality; joined the advisory board of RISE to help advance race relations; participated in the Warriors and Adobe's anti-bullying campaign Not On Our Ground; launched a new partnership with The First Tee of the East Bay to help further its impact with at-risk and underserved youth in the Oakland/Hayward communities; and became the spokesperson for the Warriors and Bay Area BMW's Go Green platform informing fans on how to be "green" at home... As part of the Warriors Season of Giving campaign in 2015, partnered with the Oakland Marriott to provide a Thanksgiving luncheon for families and youth from the Richmond Police Activities League (PAL) and took 30 youth from

DRAYMOND GREEN



a local homeless shelter in Oakland, the Covenant House, on a surprise shopping spree with The Clorox Company for the holidays... Also in 2015, created his own Holiday Caravan and dressed up as Santa Claus to spread cheer and surprise local families with gifts, including inviting a family to come to the Warriors Practice Facility to open presents and spend time with the rest of the team, and visiting a local Kaiser Permanente hospital to drop off gifts for youth spending their holidays away from home... Took part in the Make-A-Wish Holiday Party at the team's practice facility, in which several Make-A-Wish families were treated to an evening of carnival-type games... Joined volunteers from the Warriors front office and Season Ticket Holders to help Habitat for Humanity Greater San Francisco build new single-family homes in the Oceanview neighborhood... As a rookie, participated in the Lucky Shop With A Warrior event during the holidays, taking a family on a shopping spree at Lucky Supermarket for everything needed to have a traditional Thanksgiving dinner... Attended a Warriors youth basketball clinic on the day of his introductory press conference in the Bay Area following the draft, and also attended several sessions of Warriors Basketball Camp... Took part in the Back To School Rookie Reading Rally at Sobrante Park Elementary School in Oakland shortly before the beginning of his rookie season... First job was a janitor at Ruben Daniels Middle School in Saginaw, MI... Majored in communications... Originally committed to play basketball at the University of Kentucky as a high school junior... Wears No. 23 in honor of fellow Saginaw native and former Warrior Jason Richardson... Is a fan of the Steelers, Yankees and Red Wings... Is on Twitter @Money23Green.

NBA REGULAR-SEASON RECORD:

Year-Team																		--AVERAGES--			
	G	MIN	FG	FGA	PCT	3FG	3FGA	PCT	FT	FTA	PCT	OFF	DEF	TOT	AST	STL	BLK	PTS	RPG	APG	PPG
12-13 Golden State	79	1061	84	257	.327	14	67	.209	45	55	.818	58	202	260	53	42	25	227	3.3	0.7	2.9
13-14 Golden State	82	1797	187	459	.407	55	165	.333	82	123	.667	86	323	409	152	102	72	511	5.0	1.9	6.2
14-15 Golden State	79	2490	339	765	.443	111	329	.337	132	200	.660	114	533	647	291	123	99	921	8.2	3.7	11.7
15-16 Golden State	81	2808	401	819	.490	100	258	.388	229	329	.696	134	635	769	598	119	113	1131	9.5	7.4	14.0
TOTALS	321	8156	1011	2300	.440	280	819	.342	488	707	.690	392	1693	2085	1094	386	309	2790	6.5	3.4	8.7


NBA PLAYOFF RECORD:

Year-Team																		--AVERAGES--			
	G	MIN	FG	FGA	PCT	3FG	3FGA	PCT	FT	FTA	PCT	OFF	DEF	TOT	AST	STL	BLK	PTS	RPG	APG	PPG
2013 Golden State	12	223	24	56	.429	9	23	.391	13	17	.765	14	37	51	19	6	10	70	4.3	1.6	5.8
2014 Golden State	7	228	28	60	.467	8	29	.276	19	24	.792	18	40	58	20	12	12	83	8.3	2.9	11.9
2015 Golden State	21	784	100	240	.417	24	91	.264	64	87	.736	46	166	212	109	38	25	288	10.1	5.2	13.7
2016 Golden State	23	879	119	276	.431	38	104	.365	79	107	.738	38	190	228	138	37	41	355	9.9	6.0	15.4
TOTALS	63	2114	271	632	.429	79	247	.320	175	235	.745	116	433	549	286	93	88	796	8.7	4.5	12.6

REGULAR-SEASON CAREER HGHS:

PTS	31 at Chicago (12/6/14)	3FGM	7 at Chicago (12/6/14)
REB	20 at Atlanta (2/6/15)	3FGA	13 at Chicago (12/6/14)
AST	16 at Houston (12/31/15)	FTM	11 vs. Utah (3/21/15)
BLK	5, three times, last at Washington (2/3/16)	FTA	13 vs. Utah (3/21/15)
STL	6, three times, last vs. Boston (4/1/16)	OREB	10 at Atlanta (2/6/15)
FGM	11 at Chicago (12/6/14)	DREB	16 vs. Washington (3/29/16)
FGA	21 at Utah (11/30/15)	MIN	50 at Boston (12/11/15)

ANDRE IGUODALA | GUARD/FORWARD



HEIGHT: 6-6

WEIGHT: 215

BIRTHDATE: JANUARY 28, 1984

BIRTHPLACE: SPRINGFIELD, IL

COLLEGE: ARIZONA

HIGH SCHOOL: LANPHIER (IL)

PRONUNCIATION: ig-uh-DAH-luh

NBA EXPERIENCE: 12 YEARS

DRAFTED BY: PHILADELPHIA, 2004, FIRST ROUND (#9)

HOW ACQUIRED: FROM DENVER AS PART OF THREE-TEAM TRADE ON JULY 10, 2013



NBA CAREER HIGHLIGHTS:

- For print features, videos & audio interviews, visit <http://www.nba.com/warriors/media/andreiguodala>
- Selected by Philadelphia as an early entry candidate in the first round (ninth overall) of the 2004 NBA Draft.
- Acquired by Denver from Philadelphia in a four-team, 12-player deal on August 10, 2012.
- Acquired by Golden State from Denver in a sign-and-trade along with Kevin Murphy from Utah as part of a three-team deal which also sent Andris Biedrins, Richard Jefferson, Brandon Rush, a 2014 first round draft pick, a 2016 second round draft pick, a 2017 first round draft pick and a 2017 second round draft pick to Utah, as well as a 2018 second round draft pick to Denver on July 10, 2013.
- Named the 2015 NBA Finals MVP with averages of 16.3 points, 5.8 rebounds, 4.0 assists and 1.33 steals in 37.1 minutes during the Warriors' six-game series win over the Cavaliers, joining Rick Barry (1975) as the only Finals MVPs in franchise history and becoming the first Finals MVP in NBA history to win the award without having started a regular season game that season.
- Won an NBA Championship with Golden State in 2015, earning NBA Finals MVP honors.
- Earned NBA All-Defensive First Team honors in 2013-14, becoming the first player in Warriors history to be named First Team All-Defense since Nate Thurmond in 1970-71.
- Named to the 2012 Eastern Conference All-Star Team, his first career All-Star selection.
- Named to the NBA All-Defensive Second Team in 2010-11.
- Earned MVP honors for the 2006 T-Mobile Rookie Challenge at NBA All-Star Weekend in Houston.
- Finished second in the Sprite Rising Stars Slam Dunk Competition in 2006 behind New York's Nate Robinson.
- Earned NBA All-Rookie First Team honors in 2004-05.
- Won a gold medal as a member of Team USA at the 2012 Olympic Games in London.
- Has 81 career double-doubles and nine triple-doubles.
- Entering the 2016-17 season, owns career averages of 13.5 points, 5.4 rebounds, 4.6 assists, 1.64 steals and 35.4 minutes in 900 games (759 starts) over 12 seasons with Philadelphia, Denver and Golden State.
- Ranks 10th among active players in steals per game (1.64) and has ranked among the Top 10 in steals per game in six seasons.
- Ranks eighth among active players in total steals (1,472) and 45th all-time.
- Has played in all 82 regular season games five times in career, including three consecutive seasons (2007-08 – 2009-10).
- Has appeared in 93 postseason games (54 starts), averaging 12.0 points, 5.2 rebounds, 4.2 assists and 1.47 steals in 35.2 minutes.

2015-16 HIGHLIGHTS WITH GOLDEN STATE:

- Appeared in 65 games (one start), averaging 7.0 points, 4.0 rebounds, 3.4 assists and 1.12 steals in 26.6 minutes.
- Scored in double figures 17 times and 20-plus three times.
- Recorded one double-double.
- Returned from a 13-game absence due to a left ankle sprain on 4/5 vs. Minnesota.
- Hit two game-tying free throws with 0.7 seconds remaining to force overtime on 2/27 at Oklahoma City, a game the Warriors went on to win.
- Matched his season high with 20 points on 1/18 at Cleveland, hitting a season-high 7-of-8 (.875) from the field and matching a season-best with four threes (4-of-5 3FG).
- On 1/2 vs. Denver, made his first regular-season start since 4/13/14 at Portland (first overall since Game 6 of the NBA Finals on 6/16/15 at Cleveland), tallying nine points and six assists in 43 minutes.
- Tied a season-high with 20 points on 12/31 at Houston, hitting a season-high six free throws (6-of-7 FT).
- Recorded his lone double-double of the season with 13 points and a season-high 10 rebounds on 12/11 at Boston.
- Hit a game-tying three-pointer with 5.9 seconds left in regulation on 11/14 vs. Brooklyn in eventual overtime win.
- Tallied season-highs in points (20) and three-pointers (4) on 11/11 at Memphis.
- Dished out a season-high seven assists on 11/6 vs. Denver.
- Missed 13 games due to a left ankle sprain... Missed three games due to left hamstring tightness... Missed one game due to rest.

ANDRE IGUODALA



2016 POSTSEASON HIGHLIGHTS WITH GOLDEN STATE:

- Appeared in 24 postseason games (three starts), averaging 8.9 points, 4.4 rebounds, 3.8 assists and 1.21 steals in 32.0 minutes.
- Scored in double figures eight times and 20-plus once.
- In his third start of the postseason in Game 6 of the NBA Finals on 6/16 at Cleveland, tallied five points, four rebounds and three assists in 30 minutes.
- Earned his second start of the postseason in Game 5 of the NBA Finals on 6/13 vs. Cleveland, finishing with 15 points, a 2016 postseason-high 11 rebounds and six assists for his sixth career postseason double-double (first with the Warriors).
- In Game 7 of the Western Conference Finals on 5/30 vs. Oklahoma City, made his first start since 1/2/16 vs. Denver and first in the playoffs since Game 6 of the 2015 NBA Finals on 6/16/15... Scored seven points and grabbed four rebounds in 43 minutes, his most minutes played in a postseason game as a Warrior (most since 4/23/13 vs. Golden State, Game 2 of the First Round).
- Dished out a 2016 postseason-high eight assists to go with eight points in Game 5 of the Western Conference Finals on 5/26 vs. Oklahoma City.
- Scored a 2016 postseason-high 22 points in Game 4 of the First Round on 4/24 at Houston, his 14th career playoff 20-point game (fourth with Golden State; first as a reserve).

2014-15 HIGHLIGHTS WITH GOLDEN STATE:

- Appeared in 77 games, all off the bench, averaging 7.8 points, 3.3 rebounds and 3.0 assists in 26.9 minutes.
- Among reserves (min. 40 games off the bench), led the NBA in plus/minus (+5.7) and Net Rating (12.2).
- Scored in double figures 21 times and 20-plus three times.
- Matched a season-high with four three-pointers on 4/4 at Dallas.
- Hit a season-high six free throws (6-of-9 FT) on 3/31 at the L.A. Clippers, matching a season-high with seven assists.
- Scored in double figures five consecutive times (3/18-3/24), his longest such streak as a Warrior... Averaged 15.2 points on 65.9 percent shooting from the field in that span.
- Tied season-highs with 21 points and nine field goals (9-of-11 FG) on 3/24 at Portland.
- Scored a season-high 21 points and hit a season-high nine field goals (9-of-11 FG), including a perfect 7-of-7 from inside the arc, on 3/18 vs. Atlanta.
- Hit a season-high four three-pointers to finish with 14 points and six rebounds on 2/20 vs. San Antonio.
- Dished out a season-high seven assists on 1/14 vs. Miami.
- Scored 20 points on 7-of-12 (.583) shooting from the field and collected five rebounds on 12/14 at New Orleans.
- In his 759th regular-season game (807th including playoffs), came off the bench for the first time in his career in the season opener on 10/29 at Sacramento.
- Missed five games due to rest.

2015 POSTSEASON HIGHLIGHTS WITH GOLDEN STATE:

- Appeared in 21 postseason games (three starts), averaging 10.4 points, 4.5 rebounds, 3.6 assists and 1.19 steals in 30.2 minutes.
- Named the NBA Finals MVP with averages of 16.3 points, 5.8 rebounds, 4.0 assists and 1.33 steals in 37.1 minutes, including a 2015 postseason-high 25 points in Game 6... Joined Rick Barry (1975) as the only Finals MVPs in franchise history and became the first Finals MVP in NBA history to win the award without having started a regular season game that season.
- In his 96th game of the season, made his first start of the year in Game 4 of the NBA Finals on 6/11 at Cleveland with Golden State trailing 1-2 in the series, and finished with 22 points and eight rebounds, matching a season-high with four threes.
- Started each of the last three games of NBA Finals and helped lead Golden State to three-straight victories to close out The Finals.
- Blocked a playoff career-high three shots in Game 4 of the Western Conference Finals on 5/25 at Houston.
- In the last three games of the Western Conference Semifinals against Memphis (all Warriors wins), shot 8-of-14 (.571) from three-point range.

2013-14 HIGHLIGHTS WITH GOLDEN STATE:

- Appeared in 63 games (all starts), averaging 9.3 points, 4.7 rebounds, 4.2 assists and 1.51 steals in 32.4 minutes.
- Earned NBA All-Defensive First Team honors, the first All-Defensive Team selection for a Warrior since Latrell Sprewell was named to the Second Team in 1993-94 and the first time a Warrior was named to the First Team since Nate Thurmond in 1970-71... Marked his second career All-Defensive recognition (previously named to the Second Team with Philadelphia in 2010-11).
- Led the NBA in plus/minus per game, averaging a +9.0 point differential while on the court.
- Scored in double figures 24 times, 20-plus three times and 30-plus once.
- Tallied double-digit assists four times and double-digit rebounds twice.
- Recorded two double-doubles.
- Hit 9-of-10 (.900) at the free throw line on 3/30 vs. New York, the first time he's hit at least 90 percent of his free throws (minimum 10 attempts) since 2/9/09 vs. Phoenix (10-of-11 FT).

ANDRE IGUODALA

- Hit his second buzzer beater of the season (fifth career game-winner) on a three-pointer as time expired on 1/3 at Atlanta.
- Dished out a season-high 14 assists on 11/20 vs. Memphis.
- Hit the game-winner as time expired on 11/14 vs. Oklahoma City, his fourth career game-winner with less than three seconds remaining... Finished the game with 14 points and nine assists.
- Scored a season-high 32 points on 11/4 at Philadelphia, hitting 11-of-18 (.611) from the field and a career-high seven threes (7-of-11 3FG).
- Recorded his first double-double as a Warrior on 10/31 at the L.A. Clippers, totaling 14 points and 11 assists.
- Made his Warriors debut on 10/30 vs. the L.A. Lakers, totaling seven points, four rebounds, four assists and two steals.
- Missed 12 games with a left hamstring strain... Missed six games with right knee tendinitis... Missed one game due to rest.

2014 POSTSEASON HIGHLIGHTS WITH GOLDEN STATE:

- Appeared in seven postseason games (all starts), averaging 13.1 points, 4.7 rebounds, 4.4 assists and 1.29 steals in 35.4 minutes, tallying postseason career-highs with 51.6 percent shooting from the field and 53.3 percent from three-point range.
- Scored in double figures in five-straight games to end the postseason, his longest double-digit scoring streak of the season.
- Tallied 18 points, eight rebounds and eight assists in Game 5 of the First Round on 4/29 at the L.A. Clippers, becoming the first Warrior to tally those numbers in a playoff game since Baron Davis in Game 1 of the First Round on 4/22/07 at Dallas.
- Finished with playoff season-highs in points (22) and assists (nine) while shooting 6-of-8 (.750) from the field, 2-of-2 from three-point range and 8-of-10 (.800) from the free throw line in 42 minutes in Game 4 on 4/27 vs. the L.A. Clippers.

2012-13 HIGHLIGHTS WITH DENVER:

- Appeared in 80 games (all starts), averaging 13.0 points, 5.4 assists, 5.3 rebounds and 1.74 steals in 34.7 minutes.
- Ranked 11th in the NBA in steals per game and third among shooting guards in assists per game behind only Kobe Bryant (6.0) and James Harden (5.8).
- Scored 20-plus points 11 times... Totaled 10 double-doubles and one triple-double.
- Scored a season-high 29 points twice (11/23 vs. Golden State; 2/27 at Portland).
- Recorded a triple-double on 4/10 vs. San Antonio with 12 points, 13 rebounds and 10 assists.

2013 POSTSEASON HIGHLIGHTS WITH DENVER:

- Appeared in six postseason games (all starts) in Denver's first round playoff series against Golden State, averaging 18.0 points, 8.0 rebounds, 5.3 assists and 2.00 steals in 40.5 minutes.
- Joined LeBron James and Kevin Durant as the only players to average at least 18.0 points, 8.0 rebounds and 5.0 assists during the 2013 NBA Playoffs.
- Led the team in the postseason in assists, steals and minutes, while ranking second in points and rebounds.

2011-12 HIGHLIGHTS WITH PHILADELPHIA:

- Appeared in 62 games (all starts), averaging 12.4 points, 6.1 rebounds, 5.5 assists and 1.73 steals in 35.6 minutes, shooting a career-high 39.4 percent from three-point range.
- Ranked ninth in the NBA in assist-to-turnover ratio (2.95), sixth in steals and tied for 16th in assists.
- Scored 20-plus five times... Totaled eight double-doubles and one triple-double.
- Named an Eastern Conference All-Star, his first career All-Star selection... Tallied 12 points on 6-of-7 (.857) shooting in 14 minutes at the All-Star Game in Orlando.
- Recorded a triple-double on 1/28 vs. Detroit with 10 points, 10 rebounds and 10 assists in 35 minutes.

2012 POSTSEASON HIGHLIGHTS WITH PHILADELPHIA:

- Appeared in 13 postseason games (all starts), averaging 12.9 points, 5.7 rebounds, 3.7 assists and 1.46 steals in 38.8 minutes.
- Won his first playoff series, as the No. 8 seed Sixers defeated the No. 1 seed Chicago Bulls (4-2) in the First Round.
- Hit two series-clinching free throws with 2.2 seconds remaining in Philadelphia's 79-78 win in Game 6 of the First Round on 5/10 vs. Chicago... Finished the game with 20 points, seven assists and four rebounds in 43 minutes.

2010-11 HIGHLIGHTS WITH PHILADELPHIA:

- Appeared in 67 games (all starts), averaging 14.1 points, 6.3 assists, 5.8 rebounds and 1.51 steals in 36.9 minutes per game.
- Named to the NBA All-Defensive Second Team, his first career All-Defensive honor.
- Joined LeBron James as the only players in the NBA to average at least 14 points, six assists and five rebounds in 2010-11.
- Tallied 11 double-doubles and three triple-doubles.
- One of four players (LeBron James, Rajon Rondo and Russell Westbrook) to notch at least three triple-doubles in 2010-11.
- Saw his streak of 252 consecutive games played/started end on 11/7 at New York because of tendinitis in his right Achilles and missed 15 games overall.
- Dished out a career-high 16 assists and scored 18 points on 2/4 vs. New York.

ANDRE IGUODALA



2011 POSTSEASON HIGHLIGHTS WITH PHILADELPHIA:

- Appeared in all five postseason games (all starts) of the First Round against Miami, averaging 11.4 points, 7.0 rebounds, 6.8 assists and 1.00 steal in 36.4 minutes per game.
- Scored a postseason-high 22 points and grabbed 10 rebounds in 35 minutes in Game 5 of the First Round on 4/27 at Miami.

2009-10 HIGHLIGHTS WITH PHILADELPHIA:

- Started all 82 games for the third-straight season, averaging team-highs in points (17.1), assists (5.8) and steals (1.72) to go with 6.5 rebounds in 38.9 minutes.
- Ranked tied for 14th in the league in assists, seventh in steals and second in total minutes played.
- Joined LeBron James as the only players to average at least 17 points, six rebounds and five assists in 2009-10.
- Scored 20-plus points 29 times and 30-plus four times.
- Recorded 11 double-doubles (seven point/rebound, four point/assist).
- Scored a season-high 33 points to go with 11 assists, eight rebounds and five steals on 4/3 vs. Toronto.
- Grabbed a career-high 17 rebounds and scored 14 points on 3/15 vs. New York.

2008-09 HIGHLIGHTS WITH PHILADELPHIA:

- Started all 82 games for the second-straight season, averaging a team-high 18.8 points to go with 5.7 rebounds, 5.3 assists and 1.60 steals in 39.9 minutes.
- Joined LeBron James, Chris Paul and Dwyane Wade as the only players among qualifiers to average at least 18 points, five rebounds and five assists in 2008-09.
- Led the NBA in total minutes played and minutes per game (3,269) while ranking 27th in scoring, 21st in assists, 10th in steals and 12th in free throw attempts.
- Averaged 20.6 points over the final 64 games of the season after averaging 13.0 through the first 17 games.
- Posted 11 double-doubles (six point/rebound, five point/assist).
- Hit a career-high 14 free throws (14-of-17 FT) on 12/31 at the L.A. Clippers, finishing with 28 points.

2009 POSTSEASON HIGHLIGHTS WITH PHILADELPHIA:

- Started all six games of Philadelphia's First Round matchup vs. Orlando, averaging team-highs of 21.5 points, 6.7 assists and 1.83 steals along with a team-high-tying 6.3 rebounds in 44.8 minutes per game.

2007-08 HIGHLIGHTS WITH PHILADELPHIA:

- Started all 82 games, averaging a career-high 19.9 points to go with 5.4 rebounds, 4.8 assists and 2.09 steals in 39.5 minutes.
- Joined Caron Butler as the only players among qualifiers to average at least 19 points, five rebounds, four assists and two steals.
- Ranked sixth in the NBA in steals, tied for 28th in scoring, tied for 26th in assists and sixth in minutes played.
- Over the season's final 66 games, had 140 steals to 147 turnovers (steals per turnover ratio of 0.95).
- Scored 20-plus points a career-high 43 times, with Philadelphia posting a 25-18 record when he scored at least 20 points, and scored 30-plus four times.
- Collected eight double-doubles (five point/rebound, three point/assist).
- Tallied 30 points and 10 assists on 4/4 at Atlanta, becoming the first Sixer to post a 30-point/10-assist game since Allen Iverson on 12/2/06 and the first Sixer other than Iverson to do so since Jeff Hornacek on 11/20/92.
- Scored a season-high 33 points to go with six rebounds, five assists and two blocks in 40 minutes on 1/26 at Charlotte.

2008 POSTSEASON HIGHLIGHTS WITH PHILADELPHIA:

- Started all six games of Philadelphia's First Round playoff series against Detroit, averaging 13.2 points, 5.0 assists, 4.8 rebounds and 2.17 steals in 39.0 minutes per game.

2006-07 HIGHLIGHTS WITH PHILADELPHIA:

- Appeared in 76 games (all starts), averaging 18.2 points, 5.7 rebounds, 5.7 assists and 2.00 steals in a career-high 40.3 minutes.
- One of just four players among qualifiers to average at least 18 points, five rebounds and five assists in 2006-07 (Kobe Bryant, LeBron James and Tracy McGrady).
- Over his final 29 games played, averaged 20.0 points, 6.7 assists and 6.1 rebounds in 41.4 minutes.
- Ranked 29th in the league in scoring, tied for 16th in assists, fourth in steals and tied for fourth in minutes per game.
- Tallied seven double-doubles and three triple-doubles, one of just three players (Jason Kidd and Kevin Garnett) to record at least three triple-doubles in 2006-07.
- Scored a career-high 34 points and dished out nine assists on 1/24 at Cleveland.
- Missed the first game of his career with a lower back strain on 3/23 and missed five more games with that injury... At the time, his streak of 232 consecutive games started was the third longest of any active player in the NBA.

ANDRE IGUODALA

2005-06 HIGHLIGHTS WITH PHILADELPHIA:

- Started in all 82 games, averaging 12.3 points, 5.9 rebounds, 3.1 assists and 1.65 steals in 37.6 minutes per game.
- Became the first Sixers player since Clarence Weatherspoon (1992-94) to start and play in all 82 games of his first two seasons with the team.
- Ranked 14th in the NBA in steals per game and 12th in steals per turnover ratio (0.88).
- Tallied a season-high 27 points to go with eight assists and five rebounds on 4/18 vs. New Jersey.
- Matched a career-high with six steals to go with 13 points and six assists on 2/24 at Milwaukee.
- Swiped a career-high-tying six steals and scored 20 points on 12/9 vs. Charlotte.
- Named MVP of the 2006 T-Mobile Rookie Challenge at NBA All-Star Weekend in Houston, tallying 30 points, six rebounds, four steals and three assists for the Sophomores squad.
- Finished second in the Sprite Rising Stars Slam Dunk Competition, edged by New York's Nate Robinson in the NBA's first-ever dunk contest tie-breaker.

2004-05 HIGHLIGHTS WITH PHILADELPHIA:

- Started all 82 games, averaging 9.0 points, 5.7 rebounds, 3.0 assists and 1.68 steals in 32.8 minutes per game... Was the only Sixer to start every game and the first Sixers rookie to start 82 games in a season since Clarence Weatherspoon (1992-93).
- Named to the NBA All-Rookie First Team.
- Among NBA leaders, ranked eighth in steals per game.
- Recorded his first career triple-double with 10 points, 10 rebounds and 10 assists on 3/23 vs. Detroit.
- Tied his season-high with 22 points on 1/10 vs. Portland.
- Posted his first career double-double on 12/28 at Portland, tallying a season-high 22 points and 10 rebounds.
- Swiped a career-high six steals to go with eight points and 11 rebounds on 11/21 at Miami.
- Made his NBA debut on 11/3 at Boston, recording eight points, one assist and one steal in 20 minutes.
- Tallied 11 points, seven rebounds and four assists in the got milk? Rookie Challenge at NBA All-Star Weekend in Denver.

2005 POSTSEASON HIGHLIGHTS WITH PHILADELPHIA:

- Started all five games in Philadelphia's First Round playoff series against Detroit, averaging 9.8 points, 4.6 rebounds, 3.0 assists and 2.80 steals in 38.4 minutes.
- Made his NBA playoff debut in Game 1 of the First Round on 4/23 at Detroit, tallying 10 points, four rebounds, four assists and two steals in 40 minutes.

USA BASKETBALL HIGHLIGHTS:

- Won an Olympic gold medal with the U.S. Men's Basketball Team at the 2012 Olympic Games in London, averaging 4.3 points, 2.8 rebounds and 1.4 assists while shooting 70.0 percent from the field in Olympic play.
- Started for Team USA at the 2010 FIBA World Championship in Turkey, averaging 5.7 points, 4.6 rebounds and 1.9 assists in nine games as Team USA captured gold.
- Member of the U.S. Select Team in 2008, which prepared Team USA for the Olympic Games.

COLLEGIATE HIGHLIGHTS WITH ARIZONA:

- Appeared in 62 games (34 starts) over two seasons at Arizona, averaging 9.6 points, 6.6 rebounds, 3.4 assists and 1.53 steals in 25.4 minutes.
- In his final season at Arizona as a sophomore in 2003-04, named to the All-Pac-10 Team, earned All-District 9 honors from the U.S. Basketball Writers Association, named Honorable Mention All-America by The Associated Press and received Second Team Pac-10 All-Academic honors.
- Became the sixth early entry candidate under Arizona head coach Lute Olson.
- Posted 10 career double-doubles and three triple-doubles.
- Joined Jason Kidd (California) as the only Pac-10 players to register more than one triple-double in a season.
- Named to the Pac-10 All-Freshman team in 2002-03.
- Appeared in five NCAA Tournament games.
- Signed with Arizona in the spring of 2002 after being released from his National Letter of Intent at Arkansas following Nolan Richardson's departure.

PERSONAL: Full name is Andre Tyler Iguodala (ig-uh-DAH-luh)... Son of Linda Shanklin... Married his wife, Christina, in August 2015 in Cabo... Has a son, Andre Tyler II... Brother Frank played basketball at Lake Land College (Mattoon, IL.; 2000-02), and the University of Dayton (2002-04)... During the summer of 2001, named the AAU national tournament Most Valuable Player after hitting the game-winning shot at the final buzzer to give his team the 17-and-under national title... Also earned three letters in track and field

ANDRE IGUODALA



in high school...Majored in education at Arizona... Has an interest in technology and cites post-playing career opportunities in the Bay Area as one of the factors in choosing to sign with Golden State in 2013... Led the inaugural NBPA Tech Summit in San Francisco in July 2016, which helped provide current and former NBA players with educational content and presentations from executives of major media and technology companies, site visits to several media and technology companies in Silicon Valley, networking opportunities with senior executives and influencers, and workshops designed to identify opportunities for players to pursue both during and after their NBA careers... Spoke at TechCrunch Disrupt San Francisco in September 2015, discussing his life of basketball and business as well as his passion for the tech industry... Was an investor and served as the Men's Style Director for Twice, an online clothing retailer... Awarded the key to the city of his hometown, Springfield, Illinois, when he returned to his alma mater, Lanphier High School, with the Larry O'Brien Championship Trophy in August 2015... Was joined by his basketball coaches over the years, as well as the school's current team and local dignitaries, at the ceremony... Traveled to Japan as part of the NBA Clutch Time Trophy Tour during the summer of 2015... Hobbies include golf, reading and video games... Has been active in Warriors community outreach efforts... Made a visit to Oakland Children's Hospital prior to the start of the 2013-14 season... As part of the Warriors' Plays for the Holidays initiative and NBA Cares Season of Giving, he and his family hosted a movie night for youth from the Boys & Girls Clubs of Oakland, with nearly 100 attendees being treated to a private screening of the kid-friendly holiday movie Frozen... Made an appearance at the Warriors Basketball Camp session at the team's practice facility... Hosted Andre's Book Drive in 2006 and 2007, leading to the donation of more than 2,600 new children's books to Philadelphia READS... In 2004-05, hosted a Caps for Kids Drive, which brought in over 1,400 new hats that were donated to local children's hospitals... Established the Andre Iguodala Disaster Relief Fund in March 2006 to raise money to assist tornado victims in his hometown of Springfield, Illinois... Interacts with fans and keeps them updated on his activities on his personal website, www.mindofai9.com... An avid golfer, played in the Frys.com Open Pro-Am in Napa prior to the PGA Tour's season-opening event in October of 2015 and the Ellie Mae Classic Pro-Am at TPC Stonebrae in July 2016... Is a big fan of the San Francisco 49ers... Did a Twitter takeover of the @49ers account during one of the team's 2013 preseason games and sounded the ceremonial foghorn in an on-field ceremony before a 49ers game in October of 2015... Is on Twitter @andre.

NBA REGULAR-SEASON RECORD:

Year-Team	G	MIN	FG	FGA	PCT	3FG	3FGA	PCT	FT	FTA	PCT	OFF	DEF	TOT	AST	STL	BLK	PTS	--AVERAGES--		
																			RPG	APG	PPG
04-05 Philadelphia	82	2686	269	546	.493	47	142	.331	156	210	.743	89	375	464	246	138	48	741	5.7	3.0	9.0
05-06 Philadelphia	82	3086	344	688	.500	56	158	.354	263	349	.754	117	364	481	255	135	21	1007	5.9	3.1	12.3
06-07 Philadelphia	76	3062	443	991	.447	48	155	.310	452	551	.820	77	357	434	432	152	33	1386	5.7	5.7	18.2
07-08 Philadelphia	82	3242	582	1277	.456	101	307	.329	365	506	.721	85	361	446	391	171	49	1630	5.4	4.8	19.9
08-09 Philadelphia	82	3269	542	1147	.473	80	261	.307	377	521	.724	92	379	471	434	131	36	1541	5.7	5.3	18.8
09-10 Philadelphia	82	3193	496	1120	.443	94	303	.310	315	430	.733	82	447	529	472	141	55	1401	6.5	5.8	17.1
10-11 Philadelphia	67	2469	338	759	.445	61	181	.337	208	300	.693	61	326	387	422	101	38	945	5.8	6.3	14.1
11-12 Philadelphia	62	2209	287	632	.454	76	193	.394	121	196	.617	56	325	381	339	107	30	771	6.1	5.5	12.4
12-13 Denver	80	2779	396	879	.451	91	287	.317	155	270	.574	82	341	423	433	139	52	1038	5.3	5.4	13.0
13-14 Golden State	63	2040	220	458	.480	62	175	.354	86	132	.652	53	240	293	263	95	18	588	4.7	4.2	9.3
14-15 Golden State	77	2069	231	496	.466	74	212	.349	68	114	.596	44	213	257	228	89	25	604	3.3	3.0	7.8
15-16 Golden State	65	1732	176	368	.478	54	154	.351	51	83	.614	52	211	263	219	73	19	457	4.0	3.4	7.0
TOTALS	900	31836	4324	9361	.462	844	2528	.334	2617	3662	.715	890	3939	4829	4134	1472	424	12109	5.4	4.6	13.5

NBA PLAYOFF RECORD:

Year-Team	G	MIN	FG	FGA	PCT	3FG	3FGA	PCT	FT	FTA	PCT	OFF	DEF	TOT	AST	STL	BLK	PTS	--AVERAGES--		
																			RPG	APG	PPG
2005 Philadelphia	5	192	20	43	.465	3	9	.333	6	12	.500	8	15	23	15	14	5	49	4.6	3.0	9.8
2008 Philadelphia	6	234	23	69	.333	2	14	.143	31	43	.721	6	23	29	30	13	1	79	4.8	5.0	13.2
2009 Philadelphia	6	269	44	98	.449	11	28	.393	30	46	.652	6	32	38	40	11	0	129	6.3	6.7	21.5
2011 Philadelphia	5	182	22	52	.423	3	14	.214	10	14	.714	7	28	35	34	5	2	57	7.0	6.8	11.4
2012 Philadelphia	13	505	58	151	.384	19	49	.388	33	56	.589	17	57	74	48	19	5	168	5.7	3.7	12.9
2013 Denver	6	243	38	76	.500	14	29	.483	18	25	.720	9	39	48	32	12	2	108	8.0	5.3	18.0
2014 Golden State	7	248	32	62	.516	8	15	.533	20	33	.606	5	28	33	31	9	2	92	4.7	4.4	13.1
2015 Golden State	21	635	81	171	.474	29	82	.354	27	65	.415	16	78	94	75	25	7	218	4.5	3.6	10.4
2016 Golden State	24	767	78	164	.476	25	65	.385	32	57	.561	35	70	105	90	29	10	213	4.4	3.8	8.9
TOTALS	93	3275	396	886	.447	114	305	.374	207	351	.590	109	370	479	395	137	34	1113	5.2	4.2	12.0

REGULAR-SEASON CAREER HGHS:

PTS	34 at Cleveland (1/24/07)	3FGM	7 at Philadelphia (11/4/13)
REB	17 vs. New York (3/15/10)	3FGA	11 at Philadelphia (11/4/13)
AST	16 vs. New York (2/4/11)	FTM	14 at L.A. Clippers (12/31/08)
BLK	4, three times, last at Portland (12/26/11)	FTA	17, twice, at L.A. Clippers (12/31/08)
STL	6, three times, last at Milwaukee (2/24/06)	OREB	5, six times, last vs. Cleveland (1/11/13)
FGM	15 at Phoenix (3/1/08)	DREB	13 at Milwaukee (11/22/06)
FGA	25, twice, last vs. Memphis (2/13/08)	MIN.....	52, twice, last at Cleveland (1/24/07)

DAMIAN JONES | CENTER



HEIGHT: 7-0
WEIGHT: 245
BIRTHDATE: JUNE 30, 1995
BIRTHPLACE: BATON ROUGE, LA
COLLEGE: VANDERBILT
HIGH SCHOOL: SCOTLANDVILLE MAGNET (LA)
NBA EXPERIENCE: ROOKIE
DRAFTED BY: GOLDEN STATE, 2016, FIRST ROUND (#30)



NBA CAREER HIGHLIGHTS:

- For print features, videos & audio interviews, visit <http://www.nba.com/warriors/media/damianjones>
- Selected by Golden State in the first round (30th overall) of the 2016 NBA Draft.

COLLEGIATE HIGHLIGHTS WITH VANDERBILT:

- Appeared in 99 games (95 starts) over three seasons, averaging 13.3 points, 6.4 rebounds and 1.69 blocks in 27.1 minutes played.
- Finished his collegiate career ranked second on Vanderbilt's career blocks list (167) behind only Festus Ezeli, and his 1.69 blocks per game career mark ranked second-best in program history.
- Ranked third on Vanderbilt's all-time list in field goal percentage for his career (.566).
- Two-time First Team All-SEC honoree... Named to the SEC All-Freshman Team.
- Earned SEC All-Defensive honors as a sophomore.

2015-16 COLLEGIATE HIGHLIGHTS WITH VANDERBILT:

- Appeared in 33 games (all starts) as a junior, averaging 13.9 points, 6.9 rebounds, 1.2 assists and 1.64 blocks in 26.2 minutes.
- Earned his second consecutive First Team All-SEC selection.
- Ranked second in the SEC in field goal percentage (.590).
- Blocked 54 shots, ranking fifth all-time on Vanderbilt's single-season block list.
- Posted a single-season career-best seven double-doubles.
- Named SEC Player of the Week on 2/29 after averaging 21.0 points and 7.5 rebounds in wins over Florida on 2/23 and Kentucky on 2/27... Scored a career-high 27 points at Florida on 12-of-13 (.923) shooting, setting a new school single-game field goal percentage record with at least 10 field goals made.
- Collected a career-high 16 rebounds on 2/20 vs. Georgia, the most by a Vanderbilt player since December 2011.
- Scored 26 points on 12-of-20 (.600) shooting from the field and hauled in nine boards on 1/30 at Texas.

2014-15 COLLEGIATE HIGHLIGHTS WITH VANDERBILT:

- Appeared in 35 games (34 starts) as a sophomore, averaging 14.5 points, 6.5 rebounds and 2.00 blocks in 29.1 minutes.
- Voted a First-Team All-SEC selection by the league's coaches.
- Earned SEC All-Defensive honors.
- Led the SEC in field goal percentage (.562), finished 10th in scoring, and third in blocks.
- Blocked 70 shots, the fourth-best in school history, and his 2.00 blocks per game average tied for fourth on the school's all-time single-season list.
- Scored in double figures 28 times.
- Recorded two double-doubles.
- Tallied 20 points and a season-high 15 rebounds on 3/12 against Tennessee in the SEC Tournament.

2013-14 COLLEGIATE HIGHLIGHTS WITH VANDERBILT:

- Appeared in 31 games (28 starts) as a freshman, averaging 11.3 points, 5.7 rebounds and 1.39 blocks in 25.7 minutes.
- Earned SEC All-Freshman Team honors.
- Scored in double figures in 20 games, including a season-high 19 points twice (11/12 vs. Georgia State; 2/19 at Missouri).
- Posted five double-doubles.
- Won SEC Freshman of the Week honors after averaging 16.5 points and 5.5 rebounds in games at Missouri on 2/19 and at Auburn on 2/22.
- Tallied a career-high seven blocks on 2/13 at South Carolina, tying a Vanderbilt single-game blocks record.
- Posted his first career double-double with 18 points and 11 rebounds on 1/11 vs. Kentucky.

DAMIAN JONES



HIGH SCHOOL HIGHLIGHTS:


- Averaged 15.4 points, 8.0 rebounds, 4.0 blocks, and 2.0 assists in his senior season at Scotlandville Magnet in Louisiana.
- Scotlandville teams won back-to-back state championships in his junior and senior seasons.
- Named Louisiana's 5A Player of the Year as a senior.

PERSONAL: Full name is Damian William Jones... Born on June 30, 1995... Son of David and Dana Jones... Has two brothers, Darian and Darryl... Engineering science major with a concentration in corporate strategy and a minor in engineering management... Held an internship at Exxon in high school... Enjoys watching Cartoon Network... Is on Twitter @dameology.

COLLEGIATE RECORD:

Year-Team	G	MIN	FG	FGA	PCT	3FG	3FGA	PCT	FT	FTA	PCT	OFF	DEF	TOT	AST	STL	BLK	--AVERAGES--			
																		PTS	RPG	APG	PPG
13-14 Vanderbilt	31	798	138	254	.543	0	0	---	73	134	.545	57	119	176	7	9	43	349	5.7	1.4	11.3
14-15 Vanderbilt	35	1020	186	331	.562	1	5	.200	133	222	.599	76	151	227	26	20	70	506	6.5	2.0	14.5
15-16 Vanderbilt	33	866	184	312	.590	0	3	.000	90	168	.536	74	153	227	38	8	54	458	6.9	1.6	13.9
TOTALS	99	2684	508	897	.566	1	8	.125	296	524	.565	207	423	630	71	37	167	1313	6.4	1.7	13.3

SHAUN LIVINGSTON | GUARD



HEIGHT: 6-7
WEIGHT: 192
BIRTHDATE: SEPTEMBER 11, 1985
BIRTHPLACE: PEORIA, IL
HIGH SCHOOL: PEORIA CENTRAL (IL)
NBA EXPERIENCE: 12 YEARS
DRAFTED BY: L.A. CLIPPERS, 2004, FIRST ROUND (#4)
HOW ACQUIRED: SIGNED AS A FREE AGENT ON JULY 11, 2014



NBA CAREER HIGHLIGHTS:

- For print features, videos & audio interviews, visit <http://www.nba.com/warriors/media/shaunlivingston>
- Selected by the L.A. Clippers as an early entry candidate in the first round (fourth overall) of the 2004 NBA Draft.
- Released by the L.A. Clippers on July 10, 2008.
- Signed as a free agent with Miami on October 3, 2008.
- Acquired by Memphis from Miami and waived on January 7, 2009.
- Signed as a free agent with Oklahoma City on March 31, 2009...Waived by Oklahoma City on December 22, 2009.
- Signed the first of two 10-day contracts with Washington on February 26, 2010, before signing for the remainder of the season.
- Signed as a free agent with Charlotte on July 20, 2010.
- Acquired by Milwaukee from Charlotte as part of a three-team trade on June 23, 2011.
- Acquired by Houston from Milwaukee on June 27, 2012...Waived by Houston on October 29, 2012.
- Signed as a free agent with Washington on November 15, 2012...Waived by Washington on December 22, 2012.
- Signed as a free agent with Cleveland on December 25, 2012.
- Signed as a free agent with Brooklyn on July 11, 2013.
- Signed as a free agent with Golden State on July 11, 2014.
- Won an NBA Championship with Golden State in 2015.
- Entered 2016-17 season having appeared in 156 career regular-season games with Golden State, the most he has played with any team in his career.
- Has six career double-doubles, the last coming on 3/16/15 in a 104-98 win vs. Dallas (10 points and 10 rebounds).
- Has dished out at least 200 assists in each of his last four seasons.
- Entered 2016-17 season owning career averages of 6.7 points, 3.4 assists, 2.6 rebounds and 22.1 minutes in 622 games (181 starts) over 12 seasons with the L.A. Clippers, Miami, Oklahoma City, Washington, Charlotte, Milwaukee, Cleveland, Brooklyn and Golden State.
- Appeared in 69 postseason games (17 starts), averaging 7.3 points, 3.3 rebounds and 3.1 assists in 22.4 minutes, shooting 49.9 percent from the field and 80.8 percent from the free throw line.

2015-16 HIGHLIGHTS WITH GOLDEN STATE:

- Appeared in a career-high-tying 78 games (three starts), averaging 6.3 points, 3.0 assists and 2.2 rebounds in 19.5 minutes, shooting a career-high 53.6 percent from the field.
- In three starts, averaged 9.0 points, 4.7 assists and 3.7 rebounds in 29.5 minutes.
- Among NBA leaders, ranked seventh with a 3.04:1 assist-to-turnover ratio (237 assists:78 turnovers).
- Had ninth-highest assist total (223) for players coming off the bench.
- Handed out a season-high 10 assists, his highest assist total as a Warrior, on 4/13 vs. Memphis.
- Appeared in his 146th game with the Warriors -- the most games he'd played with any team in his career -- on 3/23 vs. the L.A. Clippers, finishing with 11 points for his 10th double-digit scoring effort of the season.
- Scored 11 points in the second quarter on 1/25 vs. San Antonio, finishing with 13 points and recording his sixth double-digit scoring effort of the season.
- Scored a season-high 17 points in 19 minutes on 1/14 vs. the L.A. Lakers, hitting a season-high five free throws (5-of-6 FT).
- In his second starting assignment of the season on 12/31 at Houston, scored 13 points, his highest scoring output as a Warriors starter, and tied then-season-highs with seven assists and two steals.
- Made his first start of the season on 12/30 at Dallas, tallying eight points and four assists in 21 minutes.
- Scored 16 points on 12/25 vs. Cleveland, hitting a season-high eight field goals (8-of-9 FG).
- Hit his first three-pointer as a Warrior on 11/30 at Utah, finishing with nine points.
- Inactive twice with a strained left hip flexor... DNP-CD twice for rest.



2016 POSTSEASON HIGHLIGHTS WITH GOLDEN STATE:

- Appeared in 24 postseason games (seven starts), averaging 8.2 points, 3.3 assists and 3.2 rebounds in 21.4 minutes.
- In seven starts in the first two rounds of the postseason, averaged 11.9 points per game on 54.0 percent shooting from the field to go with 4.7 assists and 3.4 rebounds in 26.6 minutes.
- Scored in double figures seven times, his most games in double figures in a single postseason... Had one 20-point game.
- Scored a postseason career-high 20 points off the bench in Game 1 of the NBA Finals on 6/2 vs. Cleveland, hitting 8-of-10 (.800) from the field in 27 minutes, the most points scored by a Warriors reserve in an NBA Finals game since Phil Smith in 1975... Led the team in scoring for the first time in his two years as a Warrior.
- Dished out a playoff-high 10 assists in Game 3 of the Western Conference Semifinals on 5/7 at Portland.
- Made his first playoff start with the Warriors (11th career) in Game 2 of the First Round on 4/18 vs. Houston, tallying 16 points and six assists.

2014-15 HIGHLIGHTS WITH GOLDEN STATE:

- Appeared in a career-high 78 games (two starts), averaging 5.9 points, 2.3 rebounds and 3.3 assists in 18.8 minutes.
- Shot 50.0 percent from the field, his highest single-season field goal percentage since logging 51.7 percent in 2009-10.
- In two starts, averaged 10.0 points, 5.0 assists and 4.5 rebounds in 31.0 minutes.
- Scored in double figures 14 times, including one 20-point game... Posted one double-double.
- Scored a season-high 21 points on 3/8 vs. the L.A. Clippers, his first 20-point game as a Warrior, hitting a season-high nine field goals (9-of-14 FG).
- Recorded his first double-double as a Warrior on 3/6 vs. Dallas, scoring 10 points and grabbing a season-high 10 boards to go with a season-high three blocks.
- Made his first start as a Warrior on 2/22 at Indiana, tallying eight points and five rebounds in 27 minutes.
- Appeared in his 500th career game on 1/9 vs. Cleveland.
- Made his Warriors debut on 10/29 at Sacramento, playing four minutes in the season opener.
- Missed one game due to rest and one game due to an NBA suspension... DNP-CD twice.

2015 POSTSEASON HIGHLIGHTS WITH GOLDEN STATE:

- Appeared in 21 postseason games, averaging 5.0 points, 2.4 rebounds and 1.8 assists in 17.9 minutes per game, shooting a postseason career-high 53.2 percent from the field.
- Tallied a playoff career-high-tying eight rebounds while posting a game-high +25 on the court in Game 4 of the NBA Finals on 6/11 at Cleveland.
- Scored a postseason-high 18 points in Game 1 of the Western Conference Finals on 5/19 vs. Houston, including 16 in the first half, recording the highest point total in a half in his career.

2013-14 HIGHLIGHTS WITH BROOKLYN:

- Appeared in 76 games (career-high 54 starts), averaging 8.3 points, 3.2 assists, 3.2 rebounds and 1.22 steals in 26.0 minutes, shooting 48.3 percent from the field.
- In 54 starts, averaged 9.1 points, 3.6 rebounds and 3.3 assists in 28.5 minutes... Brooklyn logged a 35-19 record in his starts and went 19-4 in games in which he played at least 31 minutes.
- Set career-highs for minutes played (1,974), points scored (629), rebounds (246) and steals (93) in a single season.
- Scored in double-figures a career-high 27 times, including a career-best four games of 20-or-more points.
- Swiped a career-high seven steals to go with 13 points, eight assists and six rebounds on 2/3 vs. Philadelphia.
- Recorded a double-double for the first time in nearly seven years, and his first career point/rebound double-double, with 19 points and a career-high 11 rebounds on 1/10 vs. Miami.

2014 POSTSEASON HIGHLIGHTS WITH BROOKLYN:

- Appeared in 12 postseason games (10 starts), averaging 9.7 points, 3.5 rebounds and 3.3 assists while shooting 51.2 percent from the field in 27.1 minutes.
- Made his first career playoff start in Game 1 of the First Round on 4/19 at Toronto, tallying 10 points, three rebounds and three assists in 29 minutes.

2012-13 HIGHLIGHTS WITH WASHINGTON & CLEVELAND:

- Appeared in 66 games (16 starts) with Washington and Cleveland, averaging 6.3 points, 3.3 assists and 2.4 rebounds in 22.0 minutes, shooting 48.0 percent from the field.
- Appeared in 17 games (four starts) with Washington, averaging 3.7 points, 2.2 assists and 2.2 rebounds in 18.8 minutes.
- Appeared in 49 games (12 starts) with Cleveland, averaging 7.2 points, 3.6 assists and 2.5 rebounds in 23.2 minutes, shooting 50.7 percent from the field.

SHAUN LIVINGSTON

- In 16 total starts, averaged 10.9 points, 3.9 assists and 3.3 rebounds in 30.9 minutes.
- Scored in double figures 17 times (16 with Cleveland), scoring a season-high 16 points on 3/16 at San Antonio.

2011-12 HIGHLIGHTS WITH MILWAUKEE:

- Appeared in 58 games (27 starts), averaging 5.5 points, 2.1 assists and 2.1 rebounds in 18.8 minutes.
- In 27 starts, averaged 7.1 points, 2.7 rebounds and 2.4 assists in 23.9 minutes.
- Scored in double figures 13 times, including a season-high 18 points on 1/20 at New York.
- Tied a career-high with eight free throws (8-of-9 FT) on 2/19 at New Jersey, finishing with 10 points and six assists.

2010-11 HIGHLIGHTS WITH CHARLOTTE:

- Appeared in 73 games, averaging 6.6 points, 2.2 assists and 2.0 rebounds in 17.3 minutes.
- Scored 10-plus points 16 times, including a season-high 22 points on 2/12 at Atlanta for his only 20-point game of the season.

2009-10 HIGHLIGHTS WITH OKLAHOMA CITY & WASHINGTON:

- Appeared in 36 games (18 starts) with Oklahoma City and Washington, averaging 6.9 points, 3.6 assists and 2.2 rebounds in 22.1 minutes, shooting 51.7 percent from the field.
- Appeared in 10 games with Oklahoma City, averaging 1.0 point, 2.0 rebounds and 1.4 assists in 13.0 minutes.
- Appeared in 26 games (18 starts) with Washington, averaging 9.2 points, 4.5 assists and 2.2 rebounds in 25.6 minutes, shooting 53.5 percent from the field.
- In 18 starts with Washington, averaged 11.2 points, 4.9 assists and 2.8 rebounds in 30.7 minutes.
- Scored in double figures 10 times and 20-plus twice.
- Tallied a career-high 25 points in 42 minutes with Washington on 4/9 at Boston.
- Dished out a season-high nine assists and scored 21 points with Washington on 4/6 vs. Golden State.

2008-09 HIGHLIGHTS WITH MIAMI, OKLAHOMA CITY & TULSA (NBA D-LEAGUE):

- Appeared in 12 games (one start) with Miami and Oklahoma City, posting averages of 5.9 points, 1.7 assists and 2.3 rebounds in 19.3 minutes, shooting 51.7 percent from the field.
- Appeared in four games with Miami, averaging 2.3 points and 1.0 assist in 10.3 minutes.
- Appeared in eight games (one start) with Oklahoma City, averaging 7.8 points, 3.3 rebounds and 2.0 assists in 23.8 minutes, shooting 53.8 percent from the field.
- In his lone start with Oklahoma City on 4/15 at the L.A. Clippers, tallied six points, seven rebounds and two assists in 33 minutes.
- Scored in double figures three times, including a season-high 14 points on 7-of-7 shooting from the field on 4/11 at Milwaukee.
- Appeared in 11 games (10 starts) with Oklahoma City's NBA D-League affiliate in Tulsa, averaging 9.5 points, 6.0 assists and 3.5 rebounds in 29.4 minutes.

2007-08 HIGHLIGHTS WITH L.A. CLIPPERS:

- Missed the entire season with tears to his ACL, PCL, MCL and lateral meniscus, as well as a patella dislocation and a tibia/femoral dislocation in his left knee, an injury he suffered on 2/26/07 vs. Charlotte.

2006-07 HIGHLIGHTS WITH L.A. CLIPPERS:

- Appeared in 54 games (31 starts), averaging career highs of 9.3 points, 5.1 assists and 3.4 rebounds to go with 1.09 steals in 29.8 minutes.
- In 31 starts, averaged 10.8 points, 6.3 assists and 3.9 rebounds in 33.2 minutes.
- Dished out 10-plus assists three times... Recorded two double-doubles.
- Tallied a career-high 14 assists to go with 14 points on 2/24 vs. Golden State.
- Missed the final 26 games of the season with tears to his ACL, PCL, MCL and lateral meniscus, as well as a patella dislocation and a tibia/femoral dislocation in his left knee, an injury he suffered on 2/26/07 vs. Charlotte.

2005-06 HIGHLIGHTS WITH L.A. CLIPPERS:

- Appeared in 61 games (14 starts), averaging 5.8 points, 4.5 assists and 3.0 rebounds in 25.0 minutes.
- In 14 starts, averaged 6.6 points, 6.4 assists and 4.2 rebounds in 33.3 minutes.
- Scored in double figures nine times, including a season-high 18 points on 4/16 vs. Seattle.
- Dished out 10-plus assists five times, including a season-high 13 helpers to go with 12 points and seven rebounds in his lone double-double of the season on 4/5 at Phoenix.
- Missed the first 21 games of the season with a lower back stress reaction.

SHAUN LIVINGSTON



2006 POSTSEASON HIGHLIGHTS WITH L.A. CLIPPERS:

- Appeared in 12 postseason games, averaging 7.5 points, 4.8 assists and 4.7 rebounds in 27.7 minutes.
- Made his NBA playoff debut in Game 1 of the First Round on 4/22 vs. Denver, scoring two points and dishing out three assists in 20 minutes.

2004-05 HIGHLIGHTS WITH L.A. CLIPPERS:

- Appeared in 30 games (15 starts) as a rookie, averaging 7.4 points, 5.0 assists, 3.0 rebounds and 1.07 steals in 27.1 minutes.
- In 15 starts, averaged 9.2 points, 6.8 assists and 3.8 rebounds in 32.1 minutes.
- Named the Western Conference Rookie of the Month for April, averaging 11.0 points, 7.4 assists, 4.4 rebounds and 1.40 steals in 35.9 minutes in 10 games (all starts) during the final month of the season.
- Scored in double figures nine times.
- Recorded his first career double-double with 15 points and 10 assists on 4/12 vs. Utah.
- Scored a season-high 18 points on 4/9 vs. San Antonio, hitting a career-high eight free throws.
- Dished out double-digit assists four times, including a season-high 11 assists twice (3/23 vs. Milwaukee; 4/15 at Phoenix).
- Made his NBA debut on 11/3 vs. Seattle, scoring six points to go with five rebounds and three assists in 16 minutes.
- Missed a total of 52 games due to injury, including 39 games with a dislocated right patella and 13 games with torn cartilage in his right shoulder.

PERSONAL: Full name is Shaun Patrick Livingston... Nickname is "S Dot"... Parents are Reggie Livingston and Ann Wyman... Has two sisters, Sarah Aupperie-Livingston and Blair Wyman... Sarah is currently a volleyball player at USC... Uncle Jon Baer played professional basketball in Germany... Recognized by the mayor of his hometown of Peoria, Illinois, during a ceremony where he brought the Larry O'Brien Championship Trophy to his high school, Peoria Central, over the Fourth of July weekend in 2015... Created the Shaun Livingston Foundation to help give back to his hometown community, including hosting a skills clinic in Pontiac, Illinois, during the summer of 2016, throwing surprise Christmas parties for families and helping victims of a devastating tornado in Washington, Illinois, in 2013... In high school, patterned his game after Magic Johnson and Penny Hardaway... Led Peoria Central High School to Class AA state titles in 2003 and 2004... Is on Twitter @ShaunLivingston.

NBA REGULAR-SEASON RECORD:

Year-Team	G	MIN	FG	FGA	PCT	3FG	3FGA	PCT	FT	FTA	PCT	OFF	DEF	TOT	AST	STL	BLK	PTS	--AVERAGES--			
																			RPG	APG	PPG	
04-05 L.A. Clippers	30	814	89	215	.414	0	2	.000	44	59	.746	22	67	89	151	32	11	222	3.0	5.0	7.4	
05-06 L.A. Clippers	61	1525	149	349	.427	1	8	.125	53	77	.688	41	142	183	273	46	32	352	3.0	4.5	5.8	
06-07 L.A. Clippers	54	1611	208	449	.463	5	16	.313	82	116	.707	56	128	184	274	59	29	503	3.4	5.1	9.3	
07-08 L.A. Clippers	Missed entire season due to injury																					
08-09 MIA/OKC	12	231	31	60	.517	0	0	---	9	10	.900	3	25	28	20	7	2	71	2.3	1.7	5.9	
09-10 OKC/WAS	36	796	104	201	.517	0	6	.000	42	48	.875	16	62	78	130	17	11	250	2.2	3.6	6.9	
10-11 Charlotte	73	1261	185	397	.466	1	4	.250	108	125	.864	29	120	149	164	47	29	479	2.0	2.2	6.6	
11-12 Milwaukee	58	1092	127	271	.469	2	3	.667	62	79	.785	39	84	123	122	27	20	318	2.1	2.1	5.5	
12-13 WAS/CLE	66	1455	166	346	.480	0	4	.000	85	98	.867	31	127	158	215	48	31	417	2.4	3.3	6.3	
13-14 Brooklyn	76	1974	235	487	.483	1	6	.167	158	191	.827	67	179	246	245	93	31	629	3.2	3.2	8.3	
14-15 Golden State	78	1468	198	396	.500	0	2	.000	65	91	.714	43	140	183	259	49	20	461	2.3	3.3	5.9	
15-16 Golden State	78	1520	203	379	.536	2	12	.167	80	93	.860	42	127	169	237	57	27	488	2.2	3.0	6.3	
TOTALS	466	10759	1294	2775	.466	10	49	.204	643	803	.801	304	934	1238	1594	376	196	3241	2.7	3.4	7.0	


NBA PLAYOFF RECORD:

Year-Team	G	MIN	FG	FGA	PCT	3FG	3FGA	PCT	FT	FTA	PCT	OFF	DEF	TOT	AST	STL	BLK	PTS	--AVERAGES--			
																			RPG	APG	PPG	
2006 L.A. Clippers	12	332	36	76	.474	1	1	1.000	17	21	.810	16	40	56	57	7	6	90	4.7	4.8	7.5	
2014 Brooklyn	12	325	44	86	.512	1	1	1.000	27	37	.730	8	34	42	40	5	5	116	3.5	3.3	9.7	
2015 Golden State	21	375	42	79	.532	0	1	.000	21	25	.840	13	38	51	38	8	5	105	2.4	1.8	5.0	
2016 Golden State	24	514	82	168	.488	0	1	.000	32	37	.865	13	63	76	80	12	5	196	3.2	3.3	8.2	
TOTALS	69	1546	204	409	.499	2	4	.500	97	120	.808	50	175	225	215	32	21	507	3.3	3.1	7.3	

REGULAR-SEASON CAREER HGHS:

PTS	25 at Boston (4/9/10)	3FGM	2 at Phoenix (11/10/06)
REB	11 vs. Miami (1/10/14)	3FGA	2, five times, last vs. New Orleans (10/27/15)
AST	14 vs. Golden State (2/24/07)	FTM	8, three times, last vs. Milwaukee (12/27/13)
BLK	4, twice, last vs. San Antonio (2/6/14)	FTA	9, six times, last vs. Charlotte (3/19/14)
STL	7 vs. Philadelphia (2/3/14)	OREB	5 vs. Toronto (12/20/06)
FGM	11 vs. Detroit (4/4/14)	DREB	9 vs. Dallas (3/6/15)
FGA	18 at Indiana (2/1/14)	MIN	51 vs. Miami (1/10/14)

KEVON LOONEY | FORWARD



HEIGHT: 6-9
WEIGHT: 220
BIRTHDATE: FEBRUARY 6, 1996
BIRTHPLACE: MILWAUKEE, WI
COLLEGE: UCLA
HIGH SCHOOL: HAMILTON (WI)
PRONUNCIATION: keh-VON LOO-nee
NBA EXPERIENCE: 1 YEAR
DRAFTED BY: GOLDEN STATE, 2015, FIRST ROUND (#30)



NBA CAREER HIGHLIGHTS:

- For print features, videos & audio interviews, visit <http://www.nba.com/warriors/media/kevonlooney>
- Selected by Golden State in the first round (30th overall) of the 2015 NBA Draft.
- In six games (one start) with Golden State at 2015 NBA Summer League in Las Vegas, averaged 9.3 points, 7.2 rebounds, 1.0 assist and 1.00 block in 19.7 minutes.
- Entering the 2016-17 season, owns career averages of 1.8 points, 2.0 rebounds and 4.2 minutes in five games over one season with Golden State.

2015-16 HIGHLIGHTS WITH GOLDEN STATE & SANTA CRUZ (D-LEAGUE):

- Appeared in five games with Golden State, averaging 1.8 points and 2.0 rebounds in 4.2 minutes.
- Grabbed a career-high eight rebounds in a career-best nine minutes on 2/19 at Portland.
- Hit the first three-pointer of his career on his first career three-point attempt on 2/10 at Phoenix, finishing with a career-high three points.
- Made his NBA debut on 1/27 vs. Dallas, scoring two points and grabbing two rebounds in six minutes of play.
- Appeared in 12 games with the Warriors' NBA D-League affiliate in Santa Cruz, averaging 9.8 points and 7.4 rebounds in 19.3 minutes.
- Made his professional debut with the Santa Cruz Warriors on 1/12 at Idaho, scoring 11 points and grabbing 12 rebounds in 17 minutes off the bench.
- Underwent successful right hip arthroscopy on 8/20 to repair a torn labrum.
- Inactive 64 times, including 38 times following offseason surgery on his right hip and 11 times while on D-League assignment in Santa Cruz... DNP-CD eight times... Missed 16 games with a left hip injury.
- Underwent successful left hip arthroscopy on 4/22 to repair a torn labrum.
- Missed three playoff games with a left hip injury and 21 playoff games following left hip surgery.

2014-15 COLLEGIATE HIGHLIGHTS WITH UCLA:

- Appeared in 36 games (all starts) as a freshman at UCLA, averaging 11.6 points, a team-high 9.2 rebounds (second in the Pac-12), 1.4 assists and 1.28 steals in 30.9 minutes, shooting 47.0 percent from the field and a team-high 41.5 percent from three-point range.
- Earned Second Team All-Pac-12 and Pac-12 All-Freshman Team accolades.
- Named to the NABC All-District 20 Second Team and was a CBS Sports Second Team Freshman All-America selection.
- Led all freshmen in the nation with 15 double-doubles.
- Grabbed 331 total rebounds, the most in a single season at UCLA since Kevin Love collected 415 boards as a freshman in 2007-08.
- Scored in double figures 25 times and 20-plus twice.
- Helped UCLA advance to the Sweet Sixteen of the NCAA Tournament with 10 points and 11 rebounds on 3/21 against UAB.
- Earned Pac-12 Player of the Week honors on 1/12 following home wins over Stanford on 1/8 and California on 1/11, averaging 21.0 points and 13.0 rebounds over those two contests.
- Set career-highs with 27 points and 19 rebounds on 1/8 vs. Stanford, becoming the first Bruin to record at least 27 points and 19 rebounds in a single game since Ed O'Bannon recorded 28 points and 19 boards on 2/26/94.
- Became the first freshman in UCLA history to notch at least four double-doubles through his first five games with the Bruins.

KEVON LOONEY



HIGH SCHOOL HIGHLIGHTS:

- Four-year varsity letterwinner at Hamilton High School in Milwaukee.
- Earned McDonald's All-America honors and Parade All-America acclaim as a senior in 2013-14.
- Named the 2014 Gatorade Player of the Year and Associated Press Player of the Year in the state of Wisconsin as a senior.
- Named Mr. Basketball by the Wisconsin Basketball Coaches Association as a senior.
- Named 2014 Milwaukee City Player of the Year by the Milwaukee Journal Sentinel as a senior.
- As a senior in 2013-14, averaged 27.9 points, 12.7 rebounds, 8.0 blocks and 7.0 assists.

PERSONAL: Full name is Kevon Grant Looney (pronounced keh-VON LOO-nee)... Son of Doug and Victoria Looney... Has an older brother, Kevin, and an older sister, Summer... Competed for the Milwaukee Running Rebels AAU team and worked as a youth basketball instructor and peer tutor on behalf of the Running Rebels Community Organization and the Milwaukee Violence Free Zone Initiative... Is on Twitter @Loon_Rebel5.


NBA REGULAR-SEASON RECORD:

Year-Team	G	MIN	FG	FGA	PCT	3FG	3FGA	PCT	FT	FTA	PCT	OFF	DEF	TOT	AST	STL	BLK	--AVERAGES--			
																		PTS	RPG	APG	PPG
15-16 Golden State	5	21	4	7	.571	1	2	.500	0	0	---	4	6	10	0	0	0	9	2.0	0.0	1.8

REGULAR-SEASON CAREER HGHS:

PTS	3 at Phoenix (2/10/16)	3FGM	1 at Phoenix (2/10/16)
REB	8 at Portland (2/19/16)	3FGA	1, twice, last at Portland (2/19/16)
AST	None	FTM	None
BLK	None	FTA	None
STL	None	OREB	4 at Portland (2/19/16)
FGM	1, four times, last at Orlando (2/25/16)	DREB	4 at Portland (2/19/16)
FGA	2, three times, last at Orlando (2/25/16)	MIN.....	9 at Portland (2/19/16)

JAMES MICHAEL MCADOO | FORWARD



HEIGHT: 6-9
WEIGHT: 230
BIRTHDATE: JANUARY 4, 1993
BIRTHPLACE: NORFOLK, VA
COLLEGE: NORTH CAROLINA
HIGH SCHOOL: NORFOLK CHRISTIAN (VA)
NBA EXPERIENCE: 2 YEARS
DRAFTED BY: WAS NOT DRAFTED
HOW ACQUIRED: SIGNED AS A FREE AGENT ON JULY 13, 2016



NBA CAREER HIGHLIGHTS:

- For print features, videos & audio interviews, visit <http://www.nba.com/warriors/media/jamesmichaelmcadoo>
- Was not selected by an NBA franchise in the 2014 NBA Draft.
- Signed as a free agent with Golden State on September 2, 2014.
- Waived by Golden State on October 25, 2014.
- Signed a 10-day contract with Golden State on January 19, 2015.
- Signed a second 10-day contract with Golden State on February 2, 2015.
- Signed a contract with Golden State on February 19, 2015.
- Signed as a free agent with Golden State on July 13, 2016.
- Won an NBA Championship with Golden State in 2015.
- Is one of two players in league history to win both an NBA Championship and an NBA D-League title in the same season.
- Entering the 2016-17 season, owns career averages of 3.2 points, 1.7 rebounds and 7.1 minutes in 56 games (one start) over two seasons with Golden State, shooting 53.9 percent from the field.
- Appeared in 13 postseason games, averaging 0.7 points and 0.9 rebounds in 3.7 minutes.

2015-16 HIGHLIGHTS WITH GOLDEN STATE:

- Appeared in a career-high 41 games (one start), averaging 2.9 points and 1.4 rebounds in 6.4 minutes, shooting 53.6 percent from the field.
- Made his first career start on 3/21 at Minnesota, marking his 50th career regular-season game by tallying seven points and six rebounds in a season-high 18 minutes.
- Hit the first three-pointer of his career on his first career three-point attempt on 3/16 vs. New York, finishing with seven points in eight minutes of play.
- Scored a season-high 11 points on 5-of-6 (.833) shooting from the field in 13 minutes on 3/14 vs. New Orleans, recording his lone double-digit scoring effort of the season.
- Swiped a career-high two steals and hit a season-high three free throws on 12/31 at Houston.
- DNP-CD 13 times... Inactive five times... Missed 23 games with a sprained toe in his left foot.

2016 POSTSEASON HIGHLIGHTS WITH GOLDEN STATE:

- Appeared in eight postseason games, scoring five points, grabbing eight rebounds and dishing out two assists in 38 total minutes of play.
- Tied his playoff career-high with eight minutes in Game 5 of the NBA Finals on 6/13 vs. Cleveland, grabbing two rebounds.
- In Game 4 of the NBA Finals on 6/10 at Cleveland, appeared in his first game since Game 3 of the Western Conference Semifinals on 5/7 at Portland... Scored two points in seven minutes, tallying the first points in a Finals game in his career.
- Swiped a playoff career-high two steals in Game 5 of the First Round on 4/27 vs. Houston.
- Set playoff career-highs with four rebounds, two blocks and eight minutes in his 2016 postseason debut in Game 3 of the First Round on 4/21 at Houston.

2014-15 HIGHLIGHTS WITH GOLDEN STATE & SANTA CRUZ (NBA D-LEAGUE):

- Appeared in 15 games with Golden State, averaging 4.1 points and 2.5 rebounds in 9.1 minutes, shooting 54.5 percent from the field.
- Scored in double figures three times.
- Grabbed a career-high eight rebounds on 4/2 vs. Phoenix, finishing with eight points.
- Scored a career-high 16 points in a career-best 28 minutes on 3/13 at Denver, setting career marks with six field goals and four free throws.
- Made his NBA debut on 1/19 vs. Denver, scoring 11 points, the most by a Warrior in his career debut since Stephen Curry (14) in 2009.

JAMES MICHAEL MCADOO



- DNP-CD five times... Inactive 22 times, including 13 times while on assignment in Santa Cruz.
 - Appeared in 33 games (31 starts) with Golden State's NBA D-League affiliate in Santa Cruz, averaging 19.5 points, 8.7 rebounds, 2.3 assists, 2.03 blocks and 2.00 steals in 32.8 minutes.
 - Earned All-NBA D-League Second Team and All-NBA D-League All-Rookie First Team honors.
 - Ranked tied for fifth in the D-League in both steals and blocks.
 - Scored 39 points, his D-League season-high, on 16-of-23 (.696) shooting from the field and grabbed 11 rebounds on 1/30 at Reno.
 - Tied 2014-15 D-League single-game highs with 18 free throws on 20 attempts on 12/13 vs. Erie.
- 2015 POSTSEASON HIGHLIGHTS WITH GOLDEN STATE & SANTA CRUZ (NBA D-LEAGUE):**
- Appeared in five postseason games, scoring four points and grabbing four rebounds in 10 total minutes.
 - Tallied the first points of his postseason career in Game 5 of the Western Conference Semifinals on 5/13 vs. Memphis, scoring a playoff career-high four points in three minutes.
 - Made his playoff career debut in Game 1 of the Western Conference Semifinals on 5/3 vs. Memphis, recording one rebound in one minute.
 - Appeared in two postseason games (one start) with Santa Cruz, averaging 23.0 points, 10.0 rebounds, 2.0 assists and 3.00 blocks in 30.5 minutes.
 - Helped Santa Cruz capture the 2015 NBA D-League Championship, the first title in team history.

COLLEGIATE HIGHLIGHTS WITH NORTH CAROLINA:

- Appeared in 108 games (73 starts) over three seasons at North Carolina, averaging 11.4 points, 5.9 rebounds, 1.0 assist and 1.22 steals in 25.0 minutes, shooting 44.7 percent from the field.
- Two-time All-ACC selection as a junior and sophomore.
- Finished his college career with 16 double-doubles and six 20-point/10-rebound games.
- Scored his 1,000th point on 1/20/14 at Virginia, becoming the 69th Tar Heel to reach that mark.
- Tallied 20-plus points 11 times during his college career, including a career-high 27 points on 11/17/13 vs. Belmont.
- As a junior, appeared in 34 games (all starts), averaging 14.2 points, 6.8 rebounds, 1.7 assists and 1.32 steals in 30.1 minutes, shooting 45.8 percent from the field.
- Earned Second-Team All-ACC Honors as voted on by the media and Third-Team All-ACC Honors as voted on by the coaches as a junior.
- As a sophomore, appeared in 36 games (all starts), averaging 14.4 points, 7.3 rebounds, 1.1 assists and 1.50 steals in 30.0 minutes, shooting 44.5 percent from the field.
- Earned Second-Team All-ACC honors as a sophomore.
- As a freshman, appeared in 38 games (three starts), averaging 6.1 points and 3.9 rebounds in 15.6 minutes.

PERSONAL: Born James Michael Ray McAdoo on Jan. 4, 1993 in Norfolk, Virginia.... Son of Ronnie and Janet McAdoo... Both parents played professional basketball overseas... Father is a member of Old Dominion University's Hall of Fame and played professionally in France, Spain and Japan... Sister played basketball at UNC Charlotte... Ronnie McAdoo is a second cousin of former Tar Heel All-America and Naismith Hall of Famer Bob McAdoo... Majored in history... Is on Twitter @jamesmcadoo.

NBA REGULAR-SEASON RECORD:

Year-Team	G	MIN	FG	FGA	PCT	3FG	3FGA	PCT	FT	FTA	PCT	OFF	DEF	TOT	AST	STL	BLK	PTS	RPG	APG	PPG
14-15 Golden State	15	137	24	44	.545	0	0	---	14	25	.560	15	22	37	2	5	9	62	2.5	0.1	4.1
15-16 Golden State	41	262	45	84	.536	1	2	.500	26	49	.531	30	28	58	17	10	8	117	1.4	0.4	2.9
TOTALS	56	399	69	128	.539	1	2	.500	40	74	.541	45	50	95	19	15	17	179	1.7	0.3	3.2

--AVERAGES--

NBA PLAYOFF RECORD:


Year-Team	G	MIN	FG	FGA	PCT	3FG	3FGA	PCT	FT	FTA	PCT	OFF	DEF	TOT	AST	STL	BLK	PTS	RPG	APG	PPG
2015 Golden State	5	10	2	3	.667	0	0	---	0	0	---	1	3	4	0	0	1	4	0.8	0.0	0.8
2016 Golden State	8	38	2	4	.500	0	0	---	1	4	.250	0	8	8	2	3	2	5	1.0	0.3	0.6
TOTALS	13	48	4	7	.571	0	0	---	1	4	.250	1	11	12	2	3	3	9	0.9	0.2	0.7

--AVERAGES--

REGULAR-SEASON CAREER HGHS:

PTS	16 at Denver (3/13/15)	3FGM	1 vs. New York (3/16/16)
REB	8 vs. Phoenix (4/2/15)	3FGA	1, twice, last vs. Memphis (4/13/16)
AST	2, twice, last at L.A. Lakers (3/6/16)	FTM	4 at Denver (3/13/15)
BLK	3, twice, last vs. Sacramento (12/28/15)	FTA	7 vs. Memphis (11/2/15)
STL	2 at Houston (12/31/15)	OREB	4, twice, last at Minnesota (3/21/16)
FGM	6 at Denver (3/13/15)	DREB	6, twice, last vs. Memphis (11/2/15)
FGA	10 at Denver (3/13/15)	MIN	28 at Denver (3/13/15)

PATRICK MCCAW | GUARD



HEIGHT: 6-7
WEIGHT: 185
BIRTHDATE: OCTOBER 25, 1995
BIRTHPLACE: ST. LOUIS, MO
COLLEGE: UNLV
HIGH SCHOOL: MONTROSE CHRISTIAN (MD)
NBA EXPERIENCE: ROOKIE
DRAFTED BY: MILWAUKEE, 2016, SECOND ROUND (#38)
HOW ACQUIRED: FROM MILWAUKEE IN EXCHANGE FOR CASH CONSIDERATIONS IN A DRAFT NIGHT DEAL ON JUNE 23, 2016



NBA CAREER HIGHLIGHTS:

- For print features, videos & audio interviews, visit <http://www.nba.com/warriors/media/patrickmccaw>
- Selected by Milwaukee in the second round of the 2016 NBA Draft (38th overall)... Acquired by Golden State on draft night in exchange for cash considerations.
- At 2016 NBA Summer League in Las Vegas with the Warriors, averaged 15.8 points, which was the highest scoring average among all second round picks from the 2016 NBA Draft, to go with 3.2 rebounds, 2.2 assists and 2.00 steals in 33.8 minutes over five games... Connected on 13 three-pointers at Summer League, which is tied for second-most by a Warrior in a single Summer League.

COLLEGIATE HIGHLIGHTS WITH UNLV:

- Appeared in 65 games (48 starts) over two seasons, averaging 12.2 points, 4.2 rebounds, 3.3 assists and 1.98 steals in 31.7 minutes.
- Ranked second in the nation and first in the Mountain West in steals per game (2.45) as a sophomore.
- Named Second-Team All-Mountain West and earned Mountain West All-Defensive Team accolades as a sophomore.

2015-16 COLLEGIATE HIGHLIGHTS WITH UNLV:

- Appeared in 33 games (32 starts) as a sophomore, averaging a career-best 14.7 points, 5.1 rebounds, 3.9 assists and 2.45 steals in 33.7 minutes.
- Named Second-Team All-Mountain West and earned Mountain West All-Defensive Team accolades.
- Ranked second in the nation and first in the Mountain West in steals per game (2.45).
- Ranked in the top 10 in the conference in scoring (14.7, 10th), field goal shooting (.465, sixth), assists (3.9, fourth), minutes (33.7, seventh), assist-to-turnover ratio (1.9, third), three-pointers (2.1, fifth) and three-point shooting (.366, seventh).
- Over a nine-game stretch late in the season, averaged 41.7 minutes, including playing every minute (55) of a triple-overtime contest on 3/9 vs. Air Force in the Mountain West Tournament, tallying 27 points (12-of-19 FG) and 14 rebounds for his third career 20/10 game.
- Scored 20-plus 11 times, including a career-high-tying 28 points on 2/6 at Fresno State.
- Swiped a career-high seven steals on 12/2 at UC-Riverside, finishing with 17 points and eight rebounds.
- Grabbed a career-high 18 rebounds on 2/20 vs. Nevada, his second career 20/10 game.
- Matched his career-high with nine assists on 2/27 vs. Wyoming.

2014-15 COLLEGIATE HIGHLIGHTS WITH UNLV:

- Appeared in 32 games (16 starts) as a freshman, averaging 9.6 points, 3.3 rebounds, 2.7 assists and 1.50 steals in 29.6 minutes.
- Shot 40.2 percent from the field, 36.8 percent from three-point range and 71.4 percent from the free-throw line.
- Started each of the last 15 games in which he appeared... Was one of five true freshmen to get court time for the Runnin' Rebels.
- Led the team and was fifth in the Mountain West in steals per game.
- Swiped 48 steals, 14 more than the next-closest player on the team (Cody Doolin, 34).
- Led the team in three-pointers made (57).
- Scored in double figures 12 times, with three games with 20 or more points... Made at least one three-pointer in 25 of his 32 games played.
- Made a career-high six three-pointers on 2/14 at Air Force, tied for the most on the team in one game during the season and tied for fourth in the league.
- Dished out a career-high nine assists on 12/5 vs. Saint Katherine.

PATRICK MCCAW



HIGH SCHOOL HIGHLIGHTS:

- Graduated in 2014 from Montrose Christian High School in Rockville, Maryland, where he spent his senior season.
- Averaged 13.0 points per game and helped lead the team to a National Christian School Athletic Association Division I title as a senior in 2014.
- Made 42 three-pointers as the team finished with a 20-5 overall record his senior year.
- Named to the 2014 All-Gazette Second Team following his senior season at Montrose Christian.
- Prior to Montrose Christian, played his first three years of high school basketball at Christian Brothers College High School in St. Louis... Attended the same high school as former Warriors swingman Larry Hughes.
- Earned First-Team Metro Catholic All-Conference honors as a junior.
- Named Metro Catholic Newcomer of the Year as a sophomore.

PERSONAL: Full name is Patrick Andrew McCaw... Born Oct. 25, 1995, in St. Louis, Missouri... The son of Jeffery (Sr.) and Teresa McCaw... Has five siblings: Jeffery, Celeste, Jayla, Camille and Trinity... Is on Twitter @PMcCaw0.

COLLEGIATE RECORD:

Year-Team	G	MIN	FG	FGA	PCT	3FG	3FGA	PCT	FT	FTA	PCT	OFF	DEF	TOT	AST	STL	BLK	--AVERAGES--			
																		PTS	RPG	APG	PPG
14-15 UNLV	32	947	105	261	.402	57	155	.368	40	56	.714	23	81	104	86	48	10	307	3.3	2.7	9.6
15-16 UNLV	33	1113	168	361	.465	68	186	.366	82	106	.774	38	131	169	128	81	13	486	5.1	3.9	14.7
TOTALS	65	2060	273	622	.439	125	341	.367	122	162	.753	61	212	273	214	129	23	793	4.2	3.3	12.2

ZAZA PACHULIA | CENTER



HEIGHT: 6-11
WEIGHT: 270
BIRTHDATE: FEBRUARY 10, 1984
BIRTHPLACE: TBILISI, GEORGIA
PRONUNCIATION: zah-zah pah-CHOOO-l-e-ya
NBA EXPERIENCE: 13 YEARS
DRAFTED BY: ORLANDO, 2003, SECOND ROUND (#42)
HOW ACQUIRED: SIGNED AS A FREE AGENT ON JULY 12, 2016



NBA CAREER HIGHLIGHTS:

- For print features, videos & audio interviews, visit <http://www.nba.com/warriors/media/zazapachulia>
- Selected by Orlando in the second round (42nd overall) of the 2003 NBA Draft.
- Selected by Charlotte from Orlando in the NBA Expansion Draft on June 22, 2004.
- Acquired by Milwaukee from Charlotte in exchange for a 2004 second round draft pick on June 23, 2004.
- Signed as a free agent with Atlanta on August 11, 2005.
- Signed as a free agent with Milwaukee on July 17, 2013.
- Acquired by Dallas from Milwaukee in exchange for a future second round pick on July 9, 2015.
- Signed as a free agent with Golden State on July 12, 2016.
- Entering the 2016-17 season, holds career averages of 7.1 points, 6.0 rebounds, 1.2 assists and 21.5 minutes in 891 games (386 starts) over 13 seasons with Orlando, Milwaukee, Atlanta and Dallas, shooting 46.1 percent from the field and 74.6 percent from the free throw line.
- Appeared in 51 postseason games (11 starts), averaging 5.3 points and 5.0 rebounds in 18.9 minutes.
- Ranks fifth among active players in offensive rebounding (12.3) and eighth in total offensive rebounds (2,034).
- Has made over 70 percent of his free throw attempts in 11 of his 13 NBA seasons.

2015-16 HIGHLIGHTS WITH DALLAS:

- Appeared in 76 games (69 starts), averaging 8.6 points, a career-high 9.4 rebounds and 1.7 assists in 26.4 minutes, shooting 46.6 percent from the field and 76.8 percent from the free throw line.
- Among NBA leaders, ranked fifth in total offensive rebounds (249) and 14th in rebounds per game.
- Finished fourth among Western Conference frontcourt players in All-Star voting with 768,112 votes, which was 14,227 votes behind San Antonio forward Kawhi Leonard for the final starting spot.
- Scored in double figures 32 times.
- Recorded a career-high 41 games with double digit rebounds and a career-high 11 games with 15-plus boards, including one game with 20-plus rebounds.
- Tallied a career-high 26 double-doubles (all point/rebound), including 12 double-doubles in the team's first 19 games of the season... Recorded three first-half double-doubles after he had two in his career prior to the 2015-16 season.
- Collected his 22nd double-double in his 47th game of the season, giving him a new career-high for most double-doubles in any one season, tallying 10 points and 15 rebounds on 2/3 vs. Miami (previous high: 21 double-doubles in 78 games with Atlanta in 2005-06).
- Recorded his 100th career double-double (20th of the season) on 1/12 vs. Cleveland, tallying 14 points and 12 rebounds in 32 minutes... Marked his 26th game of the season with double-digit rebounds, a new career-high for most games in a single season with 10-plus boards (previous: 25 times in 2005-06).
- Matched a career-high with five steals to go with nine points and 17 rebounds in 40 minutes in a double overtime win on 1/5 vs. Sacramento.
- Scored 14-plus points in five-straight games (12/26-1/2), marking the longest such streak of his career.
- Tied a career-high with 21 rebounds (including a career-high 16 defensive boards) to go with 14 points on 12/1 at Portland... Tallied 10 points and 13 boards in the first half alone.
- Scored a season-high 18 points to go with a game-high 16 rebounds for his fifth double-double of the season on 11/13 vs. the L.A. Lakers, leading the team outright in points and rebounds in a winning effort for the first time in his 824-game career.
- Missed four games due to a sore right Achilles... Missed one game due to rest... DNP-CD once.

2016 POSTSEASON HIGHLIGHTS WITH DALLAS:

- Appeared in five postseason games (four starts), averaging 6.6 points, 5.4 rebounds and 3.2 assists in 22.4 minutes, shooting a playoff career-high 88.2 percent from the free throw line.
- Tallied 12 points, seven rebounds and a playoff career-high nine assists in 32 minutes on 4/25 in Game 5 of the First Round at Oklahoma City.



2014-15 HIGHLIGHTS WITH MILWAUKEE:

- Appeared in 73 games (45 starts), averaging 8.3 points, 6.8 rebounds, 2.4 assists and 1.10 steals in 23.7 minutes, shooting 45.4 percent from the field and 78.8 percent from the free throw line.
- Scored in double figures 28 times and 20-plus once.
- Tallied 15 double-doubles, his most in a single season since posting 21 double-doubles in 2005-06 with Atlanta.
- Recorded back-to-back games with 14-plus rebounds on 1/2/15 and 1/4/15 for only the second time in his career (first since 3/17/06 and 3/19/06).
- Became one of three players to have a 10-point/10-rebound/5-assist/5-steal game in 2014-15 (LeBron James and Stephen Curry) and the first for the Bucks since Blue Edwards on 1/23/93.
- Swiped a career-high five steals on 3/24 vs. Miami, tallying a double-double with 14 points and 11 rebounds to go with a season-high-tying seven assists.
- Set season-highs in points (22), field goals (9), assists (7) and minutes (40) while setting career highs in rebounds (21) and offensive rebounds (18) for his first career 20/20 game in a triple overtime contest on 3/20 at Brooklyn, joining Dennis Rodman and Charles Oakley as the only three players since 1985-86 with 18 offensive rebounds in a game... Set a new Bucks franchise record for offensive rebounds in a game, surpassing Swen Nater's 15 offensive boards on 12/19/76 vs. ATL.
- In his first start of the season on 11/18 vs. New York, tallied a double-double with 14 points and 13 rebounds.

2015 POSTSEASON HIGHLIGHTS WITH MILWAUKEE:

- Appeared in six postseason games (all starts), averaging 6.7 points, 6.7 rebounds, 1.5 assists and 1.67 steals in 21.5 minutes.
- Swiped a playoff career-high six steals in Game 4 of the First Round on 4/25 vs. Chicago.

2013-14 HIGHLIGHTS WITH MILWAUKEE:

- Appeared in 53 games (43 starts), averaging 7.7 points, 6.3 rebounds and a career-high 2.6 assists in 25.0 minutes, shooting a career-high 84.6 percent from the free throw line.
- Scored in double figures 16 times and 20-plus once.
- Collected a season-high 16 rebounds on 4/2 at Miami.
- Tallied 17 points, 13 rebounds and four steals on 3/8 at Portland, marking only the second time in his career that he's had a game with 15-plus points, 10-plus rebounds and four-plus steals (previous: 3/26/06).
- Posted an eight-assist night on 3/24 at the L.A. Clippers to make him one of just three centers in the league to record multiple games with at least eight assists on the season (Marc Gasol and Joakim Noah).
- Handed out a career-high 10 assists on 3/11 at Minnesota.
- Scored a season-high 20 points on 11/1 at Boston, marking his first 20-point game in over six years (22 points on 4/10/07).
- Opened the season by making his first 23 attempts from the free throw line, which stood as the best start by a Buck since Corey Maggette made 33-straight to open the 2010-11 season.
- Suffered a right foot fracture on 12/4 vs. Detroit and missed 28 games.

2012-13 HIGHLIGHTS WITH ATLANTA:

- Appeared in 52 games (15 starts), averaging 5.9 points, 6.5 rebounds and 1.5 assists in 21.8 minutes.
- As a starter, averaged 6.7 points, 7.7 rebounds and 2.1 assists in 28.3 minutes while shooting 53.2 percent from the field.
- Ended the season ranked seventh in Hawks history with 1,247 offensive rebounds.
- Broke the Hawks franchise record for offensive rebounds in a quarter with seven offensive boards in the second frame on 2/23 at Milwaukee, finishing with 11 total rebounds (eight offensive) on the night.
- Tallied 13 points, 11 rebounds and a season-high eight assists in 39 minutes on 1/16 vs. Brooklyn.
- Scored a season-high 19 points and grabbed 12 rebounds on 11/24 vs. the L.A. Clippers.
- Missed 30 games due to a right Achilles injury, undergoing surgery on 4/3 and missing the 2013 postseason.

2011-12 HIGHLIGHTS WITH ATLANTA:

- Appeared in 58 games (44 starts), averaging 7.8 points, 7.9 rebounds and 1.4 assists in 28.3 minutes.
- Among NBA leaders, ranked 25th in rebounding and tied for 20th in offensive rebounding (2.7).
- Scored in double figures 20 times.
- Grabbed a season-high 20 rebounds and scored 15 points on 3/25 vs. Utah.
- Scored a season-high 16 points on 1/27 at Detroit.
- Did not participate in the playoffs due to a sprained left foot.

ZAZA PACHULIA

2010-11 HIGHLIGHTS WITH ATLANTA:

- Appeared in 79 games (seven starts), averaging 4.4 points and 4.2 rebounds in 15.7 minutes.
- As a starter, averaged 5.1 points and 6.1 rebounds in 23.1 minutes.
- Tallied a season-high 19 points and 10 rebounds on 3/16 vs. Denver.

2011 POSTSEASON HIGHLIGHTS WITH ATLANTA:

- Appeared in 11 postseason games, averaging 3.5 points, 4.9 rebounds and 1.2 assists in 17.7 minutes.

2009-10 HIGHLIGHTS WITH ATLANTA:

- Appeared in 78 games (one start), averaging 4.3 points and 3.8 rebounds in 14.0 minutes, shooting 48.8 percent from the field.
- Ranked fifth on the team in rebounds and third in field goal percentage.
- Tallied a season-high 14 points on 12/11 at Toronto.

2010 POSTSEASON HIGHLIGHTS WITH ATLANTA:

- Appeared in 11 postseason games, averaging 4.6 points and 3.5 rebounds in 14.6 minutes, shooting a postseason career-best 51.4 percent from the field.
- Scored a postseason career-high 16 points on 4/24 at Milwaukee in Game 3 of the First Round.

2008-09 HIGHLIGHTS WITH ATLANTA:

- Appeared in 77 games (26 starts), averaging 6.2 points and 5.7 rebounds in 19.1 minutes.
- Scored in double figures 15 times.
- After shooting just 32.2 percent from the floor in November, shot 58.6 percent in December, 55.0 percent in January, 51.8 percent in February and 56.9 percent in March.
- Scored a season-high 18 points on 1/20 at Chicago.
- Grabbed a season-high 18 rebounds on 11/19 vs. Washington.

2009 POSTSEASON HIGHLIGHTS WITH ATLANTA:

- Appeared in 11 postseason games (one start), averaging 6.9 points and 6.9 rebounds in 23.6 minutes.
- Made his first career playoff start on 5/7 at Cleveland in Game 2 of the Eastern Conference Semifinals, grabbing 12 rebounds and scoring seven points in 35 minutes.
- Collected a postseason career-high 18 rebounds to go with 12 points on 4/27 at Miami in Game 4 of the First Round.

2007-08 HIGHLIGHTS WITH ATLANTA:

- Appeared in 62 games (five starts), averaging 5.2 points and 4.0 rebounds in 15.2 minutes.
- Recorded a season-high 14 points four times (11/16 vs. Seattle; 11/28 vs. Milwaukee; 2/25 at San Antonio; 4/16 at Miami).

2008 POSTSEASON HIGHLIGHTS WITH ATLANTA:

- Appeared in seven postseason games, averaging 4.1 points and 2.9 rebounds in 15.0 minutes.
- Tallied nine points, six rebounds and two steals in 28 minutes on 5/2 vs. Boston in Game 6 of the First Round.
- Made his NBA playoff debut on 4/20 at Boston in Game 1 of the First Round.

2006-07 HIGHLIGHTS WITH ATLANTA:

- Appeared in 72 games (47 starts), averaging a career-high 12.2 points, 6.9 rebounds, 1.5 assists and 1.07 steals in 28.1 minutes.
- Scored in double figures 47 times and 20-plus 11 times.
- Scored a career-high 27 points to go with 12 rebounds and three blocks on 3/7 vs. Washington.

2005-06 HIGHLIGHTS WITH ATLANTA:

- Appeared in 78 games (all starts), averaging 11.7 points, 7.9 rebounds, 1.7 assists and 1.14 steals in 31.4 minutes, shooting 45.1 percent from the field and 73.5 percent from the free throw line.
- Among NBA leaders, ranked third with 3.4 offensive rebounds per game and fifth in total offensive rebounds (264).
- Scored in double figures 51 times and 20-plus three times.
- Pulled down a season-high 12 offensive rebounds on 3/19 vs. Orlando, finishing the game with 18 total rebounds.
- Scored 26 points to go with nine rebounds and four assists on 3/15 at New York.

2004-05 HIGHLIGHTS WITH MILWAUKEE:

- Appeared in 74 games (four starts), averaging 6.2 points and 5.1 rebounds in 18.9 minutes.
- Scored in double figures 14 times.
- Recorded a season-high 15 points on 3/30 vs. Golden State.
- Grabbed a season-high 13 rebounds on 12/8 vs. Miami.

ZAZA PACHULIA



2003-04 HIGHLIGHTS WITH ORLANDO:

- Appeared in 59 games (two starts), averaging 3.3 points and 2.9 rebounds in 11.3 minutes.
- Tallied a season-high 14 points on 2/4 at Toronto.
- Made his NBA debut on 11/5 vs. Chicago, scoring seven points, grabbing six rebounds and swiping two steals in 16 minutes.

INTERNATIONAL HIGHLIGHTS:

- Played with the Georgian National Team for eight summers.
- Competed for Georgia at Eurobasket in the summer of 2015, averaging 13.5 points, 6.3 rebounds, 3.0 assists and 1.0 steal in six games.
- Signed with Galatasaray (Turkey) during the NBA work stoppage in 2011-12, but later returned to Atlanta in Dec. 2011.
- Appeared in 73 games during parts of four seasons for Ülker of Istanbul in the top basketball league in Turkey, averaging 6.0 points and 3.8 rebounds (1999-2003).
- Helped capture the 2001 and 2002 Turkish President's Cup... Also helped Ülker to the 2001 Turkish National Championship.
- Began playing for Ülker when he was just 15 years old in 1999.
- Left his native Georgia in 1998 to go to Turkey and pursue his basketball career.

PERSONAL: Given name is Zaur Pachulia... Legally changed his first name to Zaza... Born in Tbilisi, Georgia... Nickname is "Z"... A serious entrepreneur, has taken executive business classes at Harvard Business School in 2012, Georgia State in 2009 and 2011, and Northwestern in 2008... Took an active role politically, when he spoke against the Russian invasion of his homeland in 2008... Has served as the Style Editor for HOOP Magazine... In conjunction with the U.S. Department of State, along with the NBA and Vladimir Stepania and Nikoloz Tskitishvili, has donated products to basketball academies in his home country... Participant in the NBA's Basketball Without Borders initiative and spent a portion of the summer of 2006 assisting in the Sarunas Marciulionis Basketball Academy in Vilnius, Lithuania... Prior to his first season with Golden State, threw out the first pitch at an Oakland A's game in September 2016... Names Al Pacino, Robert De Niro and Sacha Baron Cohen as his favorite actors... Favorite sports outside of basketball include tennis and soccer... Fan of the AC Milan soccer team... Lists Jay-Z and 50 Cent as his favorite musical artists... Hobbies include traveling and fashion... Wears a size 17 basketball shoe... Enjoys eating steak and pasta... Favorite athlete is Michael Jordan... Is on Twitter @zaza27.

NBA REGULAR-SEASON RECORD:

Year-Team	G	MIN	FG	FGA	PCT	3FG	3FGA	PCT	FT	FTA	PCT	OFF	DEF	TOT	AST	STL	BLK	--AVERAGES--			
																		PTS	RPG	APG	PPG
03-04 Orlando	59	664	68	175	.389	0	0	---	58	90	.644	69	105	174	13	21	12	194	2.9	0.2	3.3
04-05 Milwaukee	74	1397	160	354	.452	0	1	.000	138	185	.746	131	247	378	60	44	34	458	5.1	0.8	6.2
05-06 Atlanta	78	2452	307	681	.451	0	2	.000	297	404	.735	264	349	613	129	89	39	911	7.9	1.7	11.7
06-07 Atlanta	72	2026	291	614	.474	0	1	.000	293	373	.786	199	301	500	106	77	36	875	6.9	1.5	12.2
07-08 Atlanta	62	944	107	245	.437	0	3	.000	108	153	.706	89	159	248	36	24	13	322	4.0	0.6	5.2
08-09 Atlanta	77	1473	159	320	.497	0	3	.000	163	230	.709	173	263	436	57	35	26	481	5.7	0.7	6.2
09-10 Atlanta	78	1089	120	246	.488	0	4	.000	93	143	.650	117	176	293	42	37	31	333	3.8	0.5	4.3
10-11 Atlanta	79	1244	107	232	.461	0	0	---	135	179	.754	119	214	333	58	34	22	349	4.2	0.7	4.4
11-12 Atlanta	58	1640	169	339	.499	0	0	---	117	158	.741	154	303	457	79	55	29	455	7.9	1.4	7.8
12-13 Atlanta	52	1134	114	241	.473	0	3	.000	78	103	.757	132	204	336	79	35	12	306	6.5	1.5	5.9
13-14 Milwaukee	53	1325	149	349	.427	0	1	.000	110	130	.846	141	192	333	136	45	14	408	6.3	2.6	7.7
14-15 Milwaukee	73	1730	240	529	.454	0	3	.000	126	160	.788	197	303	500	178	80	21	606	6.8	2.4	8.3
15-16 Dallas	76	2004	219	470	.466	0	3	.000	212	276	.768	249	469	718	128	64	22	650	9.4	1.7	8.6
TOTALS	891	19122	2210	4795	.461	0	24	.000	1928	2584	.746	2034	3285	5319	1101	640	311	6348	6.0	1.2	7.1


NBA PLAYOFF RECORD:

Year-Team	G	MIN	FG	FGA	PCT	3FG	3FGA	PCT	FT	FTA	PCT	OFF	DEF	TOT	AST	STL	BLK	--AVERAGES--			
																		PTS	RPG	APG	PPG
2008 Atlanta	7	105	7	25	.280	0	1	.000	15	21	.714	9	11	20	2	2	0	29	2.9	0.3	4.1
2009 Atlanta	11	260	22	53	.415	0	0	---	32	42	.762	28	48	76	3	5	3	76	6.9	0.3	6.9
2010 Atlanta	11	161	18	35	.514	0	0	---	15	24	.625	19	18	38	3	2	7	51	3.5	0.3	4.6
2011 Atlanta	11	195	11	23	.478	0	0	---	17	22	.773	17	37	54	13	2	1	39	4.9	1.2	3.5
2015 Milwaukee	6	129	16	40	.400	0	0	---	8	13	.615	11	29	40	9	10	3	40	6.7	1.5	6.7
2016 Dallas	5	112	9	24	.375	0	0	---	15	17	.882	10	17	27	16	3	1	33	5.4	3.2	6.6
TOTALS	51	962	83	200	.415	0	1	.000	102	139	.734	94	161	255	46	24	15	268	5.0	0.9	5.3

REGULAR-SEASON CAREER HGHS:

PTS	27 vs. Washington (3/7/07)	3FGM	None
REB	21, twice, last at Portland (12/1/15)	3FGA	2 at Houston (1/25/10)
AST	10 at Minnesota (3/11/14)	FTM	12 vs. Toronto (1/3/06)
BLK	3, eight times, last at Oklahoma City (11/22/15)	FTA	14 vs. Toronto (1/3/06)
STL	5, three times, last vs. Sacramento (1/5/16)	OREB	18 at Brooklyn (3/20/15)
FGM	11 vs. Sacramento (3/19/07)	DREB	16 at Portland (12/1/15)
FGA	17, three times, last vs. Washington (3/7/07)	MIN54 vs. Utah (3/25/12)

KLAY THOMPSON | GUARD



HEIGHT: 6-7
WEIGHT: 215
BIRTHDATE: FEBRUARY 8, 1990
BIRTHPLACE: LOS ANGELES, CA
COLLEGE: WASHINGTON STATE
HIGH SCHOOL: SANTA MARGARITA CATHOLIC (CA)
NBA EXPERIENCE: 5 YEARS
DRAFTED BY: GOLDEN STATE, 2011, FIRST ROUND (#11)



NBA CAREER HIGHLIGHTS:

- For print features, videos& audio interviews, visit <http://www.nba.com/warriors/media/klaythompson>
- Selected by Golden State as an early entry candidate in the first round (11th overall) of the 2011 NBA Draft.
- Signed a contract extension with Golden State on October 31, 2014.
- Named to the All-NBA Third Team in back-to-back seasons (2014-15 and 2015-16).
- Earned First Team All-Rookie Honors in 2011-12.
- Two-time All Star (2015 and 2016), starting in the backcourt alongside teammate Stephen Curry in 2015.
- Won an NBA Championship with Golden State in 2015.
- Named Western Conference Player of the Week four times.
- Won the Three-Point Contest at 2016 NBA All-Star Saturday Night, tying Stephen Curry's Three-Point Contest record (set in 2015) with a score of 27 points in the final round.
- Connected on 276 three-pointers in 2015-16, the third-highest three-point total in a single season in NBA history (behind two Stephen Curry seasons)... Combined with Curry to hit 678 three-pointers in 2015-16, the most by a tandem in a single season in NBA history.
- Is one of two players in NBA history to hit at least 200 three-pointers in four consecutive seasons (Stephen Curry).
- Owns the NBA record for most points scored in a quarter and most three-pointers made in a quarter, tallying 37 points in the third frame on a perfect 9-of-9 from three-point range on 1/23/15 vs. Sacramento.
- Hit an NBA playoff record 11 three-pointers (11-of-18 3FG) in Game 6 of Western Conference Finals on 5/28/16 at Oklahoma City.
- Has connected on 1,060 three-pointers in his first five NBA seasons, an NBA record for the most threes ever by a player in his first five seasons in the league.
- Thompson and Curry are the first teammates in NBA history to have the most and second-most three-pointers made in three straight seasons (2013-14 – 2015-16)... First time they accomplished the feat in 2013-14, they became the first duo to do so.
- On the Warriors' all-time regular-season career leaders lists, ranks second in three-pointers made (1,060), third in three-point percentage (.420) and sixth in free throw percentage (.853).
- On the Warriors' all-time postseason career leaders lists, ranks second in three-pointers made (196), second in minutes played (2,362), third in points (1,270), tied for third in games played (64), fourth in field goals made (466), fifth in steals (61), fifth in blocks (40), tied for fifth in three-point percentage (.408) and 10th in free throws made (142).
- Won an Olympic gold medal with Team USA at the 2016 Olympic Games in Rio de Janeiro... Won gold with Team USA at the 2014 FIBA Basketball World Cup in Spain.
- Entering the 2016-17 season, owns career averages of 18.4 points, 3.3 rebounds, 2.3 assists and 32.5 minutes in 386 games (349 starts) over five seasons with Golden State, shooting 45.0 percent from the field, 42.0 percent from three-point range and 85.3 percent from the free throw line.
- Appeared in 64 postseason games (all starts), averaging 19.8 points, 3.9 rebounds and 2.4 assists in 36.9 minutes, shooting 44.0 percent from the field, 40.8 percent from three-point range and 83.0 percent from the free throw line.

2015-16 HIGHLIGHTS WITH GOLDEN STATE:

- Appeared in 80 games (all starts), averaging career-highs of 22.1 points and 3.8 rebounds to go with 2.1 assists in 33.3 minutes, shooting a career-best 47.0 percent from the field, 42.5 percent from three-point range and 87.3 percent from the line.
- Earned All-NBA Third Team honors for the second consecutive season.
- Among NBA leaders, ranked tied for fifth in three-point percentage and 12th in scoring.
- Connected on 276 three-pointers, the third-highest three-point total in a single season in NBA history (behind two Stephen Curry seasons).
- Joined Stephen Curry as the only players in NBA history to hit at least 200 three-pointers in four consecutive seasons.
- Combined with his backcourt mate, Stephen Curry, to hit 678 three-pointers, the most by a tandem in NBA history.

KLAY THOMPSON



- Scored 20-plus points 42 times, 30-plus 17 times and 40-plus four times.
- Hit his 76th three-pointer of the month of March on 3/29 vs. Washington, breaking Stephen Curry's record for most threes in the month of March... Finished March with 79 threes.
- Named Western Conference Player of the Week for games played 3/21-3/27 after averaging 32.3 points on 51.7 percent shooting from the field and 62.2 percent from three-point range (28-of-45 3FG), his first weekly award of the season (fourth career).
- Scored 40 points in back-to-back games for the first time in his career, tallying 40 points on 3/25 vs. Dallas and 40 points on 3/27 vs. Philadelphia... Averaged 53.3 percent shooting from three-point range over those two contests.
- Became the second fastest player in NBA history to reach 1,000 career three-pointers on 3/18 at Dallas, doing so in his 372nd game, which is second only to teammate Stephen Curry, who accomplished the feat in his 369th game... Recorded his third career game with double-digit three-pointers, connecting on 10-of-15 (.667) from distance to finish with 39 points.
- Appeared in his second-straight All-Star Game, tallying nine points, two rebounds, two assists and one steal in 21 minutes... Joined Stephen Curry and Draymond Green to give the Warriors three players in the All-Star Game for the first time since 1976, when Rick Barry, Phil Smith and Jamaal Wilkes all represented Golden State at the League's annual showcase.
- Won the Three-Point Contest at All-Star Saturday Night, tying Stephen Curry's Three-Point Contest record with a score of 27 points in the final round... Hit his final eight three-pointers, including six-straight money balls... Along with Curry's victory in 2015, Golden State became the first team in the history of the Three-Point Contest (since 1986) to have two different players win the event in consecutive years.
- Swiped a season-high five steals on 2/10 at Phoenix.
- Scored a season-high 45 points on 1/27 vs. Dallas, including 26 points in the first half, to record his second 40-point game of the season... Shot a perfect 10-of-10 from the free throw line, tying a career-high for free throws made and tying the most free throws he has hit without a miss in a game in his career.
- Tied a career-high with 16 made field goals (16-of-27 FG) on 12/31 at Houston, finishing with 38 points.
- Scored 43 points, his first 40-point game of the season, on 12/16 vs. Phoenix, hitting 15 field goals (15-of-22 FG).
- Scored 39 points (29 in the first half) on 12/8 at Indiana, hitting 10-of-16 from long distance to join J.R. Smith and Stephen Curry as the only players in NBA history to post multiple career games with at least 10 three-pointers.
- Dished out a season-high seven assists on 11/22 at Denver.
- Tied a career-high with 10 free throws on 11/19 at the L.A. Clippers.
- Missed one game with a sprained right ankle and one game due to back stiffness.

2016 POSTSEASON HIGHLIGHTS WITH GOLDEN STATE:

- Appeared in 24 postseason games (all starts), averaging playoff career-highs of 24.3 points and 1.08 steals to go with 3.7 rebounds and 2.3 assists in 35.4 minutes, shooting 44.4 percent from the field, 42.4 percent from three-point range and 85.4 percent from the free throw line.
- Scored 20-plus points 16 times, 30-plus six times and 40-plus once.
- Finished the 2016 playoffs with 98 three-pointers (98-of-231 3FG), tying Stephen Curry's record for most threes made in a single postseason set in 2015.
- Scored 37 points, including 26 in the first half, in Game 5 of the NBA Finals on 6/13 vs. Cleveland, his career Finals scoring high.
- Finished the 2016 Western Conference Finals with 30 three-pointers (30-of-72 3FG), which is second-most in a series in NBA history (behind Stephen Curry's 32 threes in the 2016 NBA Finals and 2016 Western Conference Finals).
- Hit an NBA playoff record 11 three-pointers (11-of-18 3FG) in Game 6 of the Western Conference Finals on 5/28 at Oklahoma City, scoring a postseason career-high 41 points... Tied a playoff career-high with 14 field goals in that contest.
- Swiped a playoff career-high-tying three steals in Game 4 of the Western Conference Finals on 5/24 at Oklahoma City... Scored 19-straight Warriors points in the third quarter of that contest.
- Scored 20-plus points in eight-straight games (4/24-5/16), a playoff career-best streak.
- Hit at least five threes in seven-straight games (4/24-5/11), an NBA playoff record streak.
- In the Western Conference Semifinals vs. Portland, averaged 31.0 points while hitting 49.5 percent from the field and 50.0 percent from three.
- Connected on 28 three-pointers in the Western Conference Semifinals (28-of-56 3FG), an NBA record for most three-pointers made in a five-game series.
- Became the first player in NBA history to hit seven threes in consecutive playoff games, doing so in three-straight (4/24-5/1)... Hit 21-of-36 (.583) from three-point range over that stretch, the most threes over a three-game span in postseason history.
- Hit a career-high 15 free throws (15-of-16 FT) en route to scoring 34 points in Game 2 of the First Round on 4/18 vs. Houston.
- Connected on at least one three-pointer in 31-straight postseason games, a career-best playoff three-point streak (dating back to the 2013 Playoffs, 5/16/13-4/18/16).
- Tallied his 100th career postseason three-pointer in Game 1 of the First Round on 4/16 vs. Houston.

KLAY THOMPSON

2014-15 HIGHLIGHTS WITH GOLDEN STATE:

- Appeared in 77 games (all starts), averaging 21.7 points and 3.2 rebounds to go with career-highs of 2.9 assists and 1.13 steals in 31.9 minutes, shooting career-high marks of 43.9 percent from three-point range and 87.9 percent from the free throw line.
- Named to the All-NBA Third Team, his first career All-NBA honor... Joined on the All-NBA Team by backcourt mate Stephen Curry (First Team), making the pair the first backcourt duo to receive All-NBA honors since Seattle's Gus Williams and Dennis Johnson both made the Second Team in 1979-80.
- Among NBA leaders, ranked third in the NBA in plus/minus (+10.1), fourth in three-point percentage, fourth in Net Rating (15.8) and tied for ninth in scoring.
- Tallied 46 20-point games, eight 30-point games, four 40-point games and one 50-point game.
- Posted one double-double.
- Tallied 42 points on 15-of-20 (.750) shooting from the field (including 8-of-10 3FG) on 4/13 vs. Memphis, his fourth career 40-point game... Scored 26 second quarter points to become the first player since Kobe Bryant in 2005-06 with multiple 26-point quarters in a single season.
- Scored 39 points on 2/22 at Indiana, hitting a career-high 10 free throws (10-of-10 FT), the most free throws he has made without a miss in his career.
- Started the 2015 All-Star Game alongside teammate Stephen Curry to give the Warriors two All-Star starters for the first time in nearly 50 years (Rick Barry and Nate Thurmond started the 1967 All-Star Game at the Cow Palace in San Francisco)... Joined Curry to become the first pair of Warriors guards to start the All-Star Game and first backcourt tandem from the same team to start the annual showcase since New York's Walt Frazier and Earl Monroe in 1975.
- Scored 30-plus points in three-straight games (1/23-1/27) for the first time in his career.
- Posted his first career 30/10 game with 30 points and a career-high-tying 10 rebounds on 1/27 vs. Chicago.
- Named Western Conference Player of the Week for games played 1/19-1/25... In four games that week, averaged 33.0 points (second in the NBA), 3.5 assists, 2.5 rebounds and 2.25 steals in just 29.8 minutes, hitting 56.4 percent from the field and 55.3 percent from three-point range... Became the first player in Warriors franchise history to win three weekly accolades in the same season (previously earned the honor on 1/5-1/11 and 10/28-11/2).
- Scored a career-high 52 points on 1/23 vs. Sacramento, setting an NBA record for points in a quarter with 37 points on a perfect 13-of-13 from the field and 9-of-9 from three-point range in the third frame, besting the previous record of 33 points set by George Gervin (4/9/78) and Carmelo Anthony (12/10/08) and topping Wilt Chamberlain's franchise record of 31 points (set in the fourth quarter of his NBA-record 100-point game on 3/2/62)... Set an NBA record for threes in a quarter with nine, surpassing the previous record of eight set by Michael Redd (2/20/02) and Joe Johnson (12/16/13)... Hit both of his free throws in his perfect third quarter, scoring 37 of the team's 41 points in the frame and giving him 50 points after three quarters... Finished the game with career highs of 16 field goals made (16-of-25 FG) and 11 three-pointers (11-of-15 3FG)... Became the 12th player in Warriors history to score 50 points in a game... Became the first player to score at least 50 points in fewer than 33 minutes since Kobe Bryant did so on 12/20/05.
- Named Western Conference Player of the Week for games played 1/5-1/11, averaging a Western Conference-leading 27.7 points to go with 3.7 rebounds, 1.7 assists, 1.33 steals and 1.00 blocks in 29.3 minutes, hitting 51.9 percent from the field, 50.0 percent from three-point range and 93.3 percent from the free throw line.
- Scored at least 20 points in a career-high eight consecutive games (12/2-12/16).
- Scored in double figures in his first 56 games of the season (10/29-3/1), a career-best streak.
- Named Western Conference Player of the Week for games played 10/28-11/2... Averaged a league-leading 29.7 points to go with 3.0 assists, 2.7 rebounds and 1.67 steals in 35.3 minutes, hitting 53.7 percent from the field, 45.5 percent from three-point range and 91.3 percent from the free throw line... Became the first Warrior to receive the award in the season's opening week since Tim Hardaway in 1994.
- Hit the go-ahead shot with 8.9 seconds remaining on 11/2 at Portland.
- Scored 41 points in the home opener on 11/1 vs. the L.A. Lakers... Combined with his backcourt mate, Stephen Curry, to score 72 points on 24-of-37 (.649) shooting from the field, marking the first time the Warriors' starting backcourt combined for at least that amount in a non-overtime contest since 4/14/10 at Portland, when Curry (42 points) and Monta Ellis (34) scored 76 points... Scored the most combined points ever by a starting backcourt on 37 or fewer attempts (since starters were first tracked in 1970-71).
- Missed one game with a strained right hand, the first game missed due to injury in his career... Missed three games due to a right ankle sprain and one game due to rest.

2015 POSTSEASON HIGHLIGHTS WITH GOLDEN STATE:

- Appeared in 21 postseason games (all starts), averaging 18.6 points, 3.9 rebounds and 2.6 assists in 36.2 minutes per game, shooting a playoff career-high 44.6 percent from the field to go with 80.0 percent from the free throw line.
- Scored 20-plus points 11 times and 30-plus once.

KLAY THOMPSON



- Connected on a playoff career-high 14 field goals en route to scoring 34 points in Game 2 of the NBA Finals on 6/7 vs. Cleveland... Became the first Warrior since Rick Barry in 1975 to score at least 30 points in an NBA Finals game.
- Became the 12th player in franchise history to tally 500 points for his postseason career in Game 6 of the Western Conference Semifinals on 5/15 at Memphis.
- Scored 20-plus points in four-straight postseason games (every game of the First Round against New Orleans, 4/18-4/25).

2013-14 HIGHLIGHTS WITH GOLDEN STATE:

- Appeared in 81 games (all starts), averaging 18.4 points, 3.1 rebounds and 2.2 assists in 35.4 minutes, shooting 44.4 percent from the field and 41.7 percent from three-point range.
- Among NBA leaders, ranked second in three-pointers (223) behind teammate Stephen Curry, making the duo the first pair of teammates ever to finish as the top two three-point leaders in a single season.
- Became the first player in NBA history to hit at least 500 three-pointers through the first three years of his career and the seventh player in NBA history to hit 200 threes in consecutive seasons.
- Scored 20-plus points 33 times and 30-plus five times.
- Posted one double-double.
- Missed his first career game to attend his grandfather's funeral, ending the second-longest active consecutive games played streak at 214 games from 12/25/11-3/12/14, which was the eighth-longest streak in Warriors history and longest to start a career in team history.
- Hit the game-winning shot with 0.6 seconds left in a 98-96 win on 3/4 at Indiana.
- Connected on a season-high eight three-pointers on 12/1 at Sacramento.
- Recorded his first career double-double with 20 points and a career-high 10 rebounds on 11/27 at Dallas.
- Scored a season-high 38 points in the season opener on 10/30 vs. the L.A. Lakers on 15-of-19 (.789) shooting from the field, becoming just the sixth Warrior in the team's West Coast Era (since 1962-63) to score 38-plus points in a season opener (joining Wilt Chamberlain, Rick Barry, Chris Mullin, Latrell Sprewell and Monta Ellis)... In NBA history, joined Ellis (2010) and Kiki Vandeweghe (1984) as the only players to score at least 38 points while shooting 75 percent or better from the field in a season opener.

2014 POSTSEASON HIGHLIGHTS WITH GOLDEN STATE:

- Appeared in seven postseason games (all starts), averaging 16.4 points, 3.6 assists, 3.4 rebounds and 1.00 steal in 36.7 minutes, shooting 40.8 percent from the field.
- Finished the postseason with 41 career three-pointers, moving into second place on the franchise's all-time postseason three-pointers list.
- Scored 20-plus points three times.
- Dished out a playoff career-high seven assists in Game 7 of the First Round on 5/3 at the L.A. Clippers.
- Scored a 2014 postseason-high 26 points in Game 3 of the First Round on 4/24 vs. the L.A. Clippers, grabbing six rebounds in 42 minutes.

2012-13 HIGHLIGHTS WITH GOLDEN STATE:

- Appeared in a career-high 82 games (all starts), averaging 16.6 points, 3.7 rebounds, 2.2 assists and 1.05 steals in a career-high 35.8 minutes, shooting 42.2 percent from the field, 40.1 percent from three-point range and 84.1 percent from the line.
- Became one of only two players from the 2011 NBA Draft to play in all 148 possible regular-season games dating back to 2011-12 (Kemba Walker).
- Among second-year players, finished second in scoring and three-point percentage.
- Together with Stephen Curry, combined for 483 three-pointers to become the second pair of teammates to both hit 200-plus threes in a season (joining Boston's Antoine Walker and Paul Pierce in 2001-02).
- Scored 20-plus points 30 times and 30-plus twice.
- Tallied 11 points in 14 minutes off the bench for Team SHAQ in the BBVA Rising Stars Challenge at NBA All-Star Weekend in Houston.
- Logged a career-high 55 minutes on 11/10 vs. Denver, becoming the first Warrior to play 50-plus minutes since Monta Ellis on 3/11/11 vs. Orlando (53).

2013 POSTSEASON HIGHLIGHTS WITH GOLDEN STATE:

- Appeared in 12 postseason games (all starts), averaging 15.2 points, a playoff career-high 4.6 rebounds, 1.8 assists and 1.00 steal in a playoff career-high 41.3 minutes, shooting 43.7 percent from the field, 42.4 percent from three-point range and 83.3 percent from the free throw line.
- Led the team in three-point field goal percentage during the postseason, hitting 42.4 percent from distance (25-of-59 3FG).
- Scored 20-plus points three times and 30-plus once.

KLAY THOMPSON

- Logged a postseason career-high 51 minutes in Game 4 of the Western Conference Semifinals on 5/12 vs. San Antonio, finishing with 10 points and a playoff career-high-tying three steals.
- Tallied 34 points, his first career 30-point postseason game, and grabbed a postseason career-high 14 rebounds in Game 2 of the Western Conference Semifinals on 5/8 at San Antonio, joining Michael Jordan, Kobe Bryant and Vince Carter as the only guards to reach those point/rebound figures in a game in the last 25 years.
- Made his NBA Playoff debut in Game 1 of the First Round on 4/20 at Denver, scoring 22 points and grabbing three rebounds in 41 minutes.
- Was the only Warrior to have appeared (and started) in all 94 of the team's regular-season and postseason games.

2011-12 HIGHLIGHTS WITH GOLDEN STATE:

- Appeared in all 66 games (29 starts), averaging 12.5 points, 2.4 rebounds and 2.0 assists in 24.4 minutes, shooting 44.3 percent from the field, 41.4 percent from three-point range and 86.8 percent from the free throw line.
- In 29 starts, averaged 18.1 points, 3.2 rebounds, 3.0 assists and 1.10 steals in 33.9 minutes.
- Earned First Team All-Rookie honors.
- Led all rookies in three-point percentage (17th in the NBA) and three-point field goals made (111), the first Warrior to do so since teammate Stephen Curry in 2009-10... Finished second among rookies in free throw percentage and fourth in scoring.
- Was the only Warrior to appear in all 66 games and one of only six rookies to do so in the NBA.
- Led all rookies in scoring in the month of April with 18.6 points, 3.8 rebounds and 2.8 assists in 16 games, shooting 45.9 percent from the field.
- Became one of only three rookies (qualified for the three-point percentage leaderboard) in NBA history to hit at least 44.0 percent from the field, 41.0 from three-point range and 86.0 percent from the free throw line (Stephen Curry in 2009-10 and Anthony Morrow in 2008-09, both with the Warriors)... Became one of only five players to hit those percentages in 2011-12 (Ray Allen, Jordan Farmar, Manu Ginobili, Ben Gordon).
- Had two games with at least 25 points, five rebounds and five assists, one of two rookies to record multiple 25/5/5 games (Kyrie Irving).
- One of five rookies in the starting lineup for the Warriors in the season finale on 4/26 vs. San Antonio, the first time that an NBA team started five first-year players (since starters were first tracked in 1970-71).
- In a six-game stretch from 4/12-4/21, averaged 24.0 points, 5.0 rebounds, 4.5 assists and 1.83 steals in 43.5 minutes, shooting 47.1 percent from the field (42.9 percent from distance) and scoring 24-plus points in five of those six contests.
- Scored 31 points on 3/24 vs. Sacramento, the second most points by a rookie in 2011-12 (Kyrie Irving, 32).
- Hit 29 consecutive free throws from 3/11-3/28.
- Made his NBA debut on 12/25 vs. the L.A. Clippers, scoring seven points in 19 minutes.

USA BASKETBALL HIGHLIGHTS:

- Won an Olympic gold medal with Team USA at the 2016 Olympic Games in Rio de Janeiro... Averaged 9.9 points in 21.1 minutes over eight games (six starts) during Team USA's perfect 8-0 run through the tournament.
- Participated in USA Basketball Men's National Team Minicamp in Las Vegas in the summer of 2015.
- Won a gold medal as a member of Team USA at the 2014 FIBA Basketball World Cup in Spain... Finished as the team's second-leading scorer, averaging 12.7 points, 2.2 rebounds, 2.1 assists and 1.00 steal over nine games.
- One of 27 players invited to participate in the 2013 USA Basketball Men's National Team mini-camp in Las Vegas.
- Member of 2012 USA Select Team.
- Won a gold medal at the 2009 U-19 World Championship in New Zealand, averaging 7.8 points and 4.4 rebounds in nine games while shooting 51.6 percent from three-point range.

COLLEGIATE HIGHLIGHTS WITH WASHINGTON STATE:

- Appeared in 98 games (96 starts) over three seasons at Washington State, averaging 17.9 points, 4.8 rebounds and 2.6 assists in 34.4 minutes.
- Left Washington State ranked first all-time in school history in three-pointers (242), third in points (1,756), third in scoring average (17.9), fourth in free throw percentage (.827), 10th in three-point percentage (.390) and 10th in steals (130).
- Named to the All-Pac-10 Conference First Team as a junior and sophomore.
- As a junior, appeared in 34 games (33 starts), averaging 21.6 points (1st in Pac-10), 5.2 rebounds, 3.7 assists and 1.65 steals in 34.7 minutes.
- Ranked 11th in the nation in scoring, while leading the team and conference in three-pointers with 98.
- As a sophomore, appeared in 31 games (30 starts), averaging 19.6 points, 5.1 rebounds, 2.3 assists and 1.42 steals in 35.4 minutes.

KLAY THOMPSON



- Led the Cougars to the Great Alaska Shootout Championship by scoring a tournament single-game record 43 points.
- As a freshman, appeared in 33 games (all starts), averaging 12.5 points, 4.2 rebounds and 1.9 assists in 33.1 minutes... Named to the Pac-10 All-Freshman Team.

PERSONAL: Full name is Klay Alexander Thompson... Father, Mychal, was the No. 1 overall pick in the 1978 NBA Draft by the Portland Trail Blazers and played 12 seasons in the NBA, winning two NBA Championships with the Los Angeles Lakers... Older brother, Mychel, appeared in five games with the Cleveland Cavaliers in 2011-12 and played for the Santa Cruz Warriors, Golden State's NBA Development League affiliate, for three seasons (2013-14 through 2015-16)... Younger brother, Trayce, was selected in the second round of the 2009 Major League Baseball Draft by the Chicago White Sox and currently plays outfield with the Los Angeles Dodgers... Mother, Julie, played volleyball at the University of San Francisco... Family was honored in the Bahamas in the summer of 2015, including a welcome reception hosted by the government of the Bahamas in Nassau and the commissioning of Mychal "Sweet Bells" Thompson Boulevard in honor of his father... Has been extremely active with Warriors community outreach programs... Donated \$25,000 to KIPP Bay Area schools in September 2015... Along with some of his teammates and coaches, took five Bay Area military families on a Lucky Supermarket shopping spree to purchase items to send to military servicemen abroad as part of a Shop with the Warriors event in November 2015... Also helped take a local family on a Thanksgiving dinner shopping spree at a local Lucky Supermarket in November 2014... Earned the Alvin Attles Community Impact Award in April 2015 in recognition of his efforts to make a positive impact on the lives of underserved youth in the Bay Area... The Warriors Community Foundation donated \$15,000 in his honor to the Good Tidings Foundation in recognition of his community work... Received the NBA Cares Community Assist Award for November 2014, with the NBA donating \$10,000 on Thompson's behalf to the Good Tidings Foundation... Donated \$20,000 to the city of Oakland in 2014 to help fund the city-wide Thanksgiving Dinner event, which served 2,000 families... Took part in the Back to School in the Bay: Clorox Clean Up the Classroom event prior to the 2013-14 campaign... Also participated in the Splash Brothers Parent-Child Fantasy Basketball Clinic at the Warriors practice facility, where kids received one-on-one instruction from Thompson, teammate Stephen Curry and their respective fathers, Mychal Thompson and Dell Curry... In 2012-13, teamed up with local children's charity Good Tidings Foundation to provide the Eastside College Preparatory School Girls Basketball Team with food and equipment during the holiday season, picking the students up in a limo and taking them shopping for Thanksgiving dinner supplies and a surprise trip to Sports Authority for a new pair of basketball shoes for the season... Also took part in the Make-A-Wish Holiday Party at the team's practice facility, in which several Make-A-Wish families were treated to an evening of carnival-type games... While in Houston for NBA All-Star 2013, participated in the NBA Cares Day of Service... Has attended several sessions of Warriors Basketball Camp and participated in numerous meet and greets with Warriors fans, Season Ticket Holders, corporate partners and community organizations... Has participated in the Oracle Basketball Clinic and the Hoops and Health Clinic presented by Kaiser Permanente... Purchases tickets to every home game that are donated to deserving youth groups... Is on Twitter @KlayThompson.

NBA REGULAR-SEASON RECORD:

Year-Team	G	MIN	FG	FGA	PCT	3FG	3FGA	PCT	FT	FTA	PCT	OFF	DEF	TOT	AST	STL	BLK	PTS	--AVERAGES--		
																			RPG	APG	PPG
11-12 Golden State	66	1608	318	718	.443	111	268	.414	79	91	.868	24	137	161	133	49	20	826	2.4	2.0	12.5
12-13 Golden State	82	2936	508	1205	.422	211	526	.401	132	157	.841	32	274	306	183	86	45	1359	3.7	2.2	16.6
13-14 Golden State	81	2868	559	1259	.444	223	535	.417	147	185	.795	38	211	249	181	74	37	1488	3.1	2.2	18.4
14-15 Golden State	77	2455	602	1299	.463	239	545	.439	225	256	.879	27	220	247	222	87	60	1668	3.2	2.9	21.7
15-16 Golden State	80	2666	651	1386	.470	276	650	.425	193	221	.873	35	271	306	166	60	49	1771	3.8	2.1	22.1
TOTALS	386	12533	2638	5867	.450	1060	2524	.420	776	910	.853	156	1113	1269	885	356	211	7112	3.3	2.3	18.4

NBA PLAYOFF RECORD:

Year-Team	G	MIN	FG	FGA	PCT	3FG	3FGA	PCT	FT	FTA	PCT	OFF	DEF	TOT	AST	STL	BLK	PTS	--AVERAGES--		
																			RPG	APG	PPG
2013 Golden State	12	495	76	174	.437	25	59	.424	5	6	.833	9	46	55	22	12	7	182	4.6	1.8	15.2
2014 Golden State	7	257	40	98	.408	16	44	.364	19	24	.792	4	20	24	25	7	5	115	3.4	3.6	16.4
2015 Golden State	21	761	149	334	.446	57	146	.390	36	45	.800	9	72	81	54	16	19	391	3.9	2.6	18.6
2016 Golden State	24	849	201	453	.444	98	231	.424	82	96	.854	15	73	88	54	26	9	582	3.7	2.3	24.3
TOTALS	64	2362	466	1059	.440	196	480	.408	142	171	.830	37	211	248	155	61	40	1270	3.9	2.4	19.8

REGULAR-SEASON CAREER HGHS:

PTS	52 vs. Sacramento (1/23/15)	3FGM	11 vs. Sacramento (1/23/15)
REB	10, twice, last vs. Chicago (1/27/15)	3FGA	16, three times, last vs. Dallas (3/25/16)
AST	8, twice, last at New Orleans (11/26/13)	FTM	10, three times, last vs. Dallas (1/27/16)
BLK	5 at Houston (1/17/15)	FTA	12 at L.A. Clippers (11/19/15)
STL	5, three times, last at Phoenix (2/10/16)	OREB	3, seven times, last vs. New York (3/16/16)
FGM	16, twice, last at Houston (12/31/15)	DREB	9, three times, last at Dallas (11/27/13)
FGA	28 at Indiana (2/22/15)	MIN	55 vs. Denver (11/10/12)

ANDERSON VAREJAO | CENTER



HEIGHT: 6-10
WEIGHT: 273
BIRTHDATE: SEPTEMBER 28, 1982
BIRTHPLACE: SANTA TERESA, BRAZIL
PRONUNCIATION: vair-a-ZJOW
NBA EXPERIENCE: 12 YEARS
DRAFTED BY: ORLANDO, 2004, SECOND ROUND (#30)
HOW ACQUIRED: SIGNED AS A FREE AGENT ON FEBRUARY 22, 2016.
RE-SIGNED AS A FREE AGENT ON JULY 17, 2016.



NBA CAREER HIGHLIGHTS:

- For print features, videos & audio interviews, visit <http://www.nba.com/warriors/media/andersonvarejao>
- Selected by Orlando in the second round (30th overall) of the 2004 NBA Draft.
- Acquired by Cleveland along with Drew Gooden and Steven Hunter from Orlando on July 23, 2004, in exchange for Tony Battie and two future second round draft picks.
- Acquired by Portland from Cleveland as part of a three-team trade on February 18, 2016, and was subsequently waived by Portland.
- Signed as a free agent with Golden State on February 22, 2016.
- Re-signed as a free agent with Golden State on July 17, 2016.
- Named to the NBA All-Defensive Second Team in 2009-10.
- Finished third in voting for NBA Sixth Man of the Year and received 18 votes for Defensive Player of the Year in 2009-10.
- Among Cleveland franchise leaders, ranks third in offensive rebounds (1,479), fifth in total rebounds (4,434), fifth in defensive rebounds (2,955) and seventh in games played (591).
- Is one of only five players in Cavaliers history with at least 4,000 points and 4,000 rebounds (Zydrunas Ilgauskas, Brad Daugherty, John Williams and LeBron James).
- Became the second Brazilian-born player to appear in a game with the Warriors (Leandro Barbosa).
- Entering the 2016-17 season, holds career averages of 7.4 points, 7.3 rebounds, 1.2 assists and 24.4 minutes in 613 games (208 starts) over 12 seasons with Cleveland and Golden State.
- Has recorded 90 career double-doubles.
- Appeared in 88 postseason games (14 starts), averaging 5.0 points and 4.8 rebounds in 19.2 minutes.

2015-16 HIGHLIGHTS WITH CLEVELAND & GOLDEN STATE:

- Appeared in 53 games with Cleveland and Golden State, averaging 2.6 points and 2.7 rebounds in 9.4 minutes.
- Appeared in 31 games with Cleveland, averaging 2.6 points and 2.9 rebounds in 10.0 minutes.
- Appeared in 22 games with Golden State, averaging 2.6 points and 2.3 rebounds in 8.5 minutes.
- Appeared in his 600th career regular-season game (ninth with the Warriors) on 3/11 vs. Portland, tallying four points and six boards.
- Matched a season-high with nine points, his highest scoring output as a Warrior, on 3/9 vs. Utah.
- Made his Warriors debut on 2/24 at Miami, scoring one point and grabbing three rebounds in 10 minutes, becoming the second Brazilian-born player to appear in a game with the Warriors (Leandro Barbosa).
- Tallied season-highs in rebounds (10), steals (2), blocks (2) and minutes (27) on 2/6 vs. New Orleans... Tied a season-high with three assists in that contest.
- Appeared in his 583rd game with Cleveland on 12/26 at Portland, surpassing Mark Price for seventh place in games played in Cavaliers franchise history.
- Scored a season-high nine points on 11/19 vs. Milwaukee.
- DNP-CD 21 times with Cleveland and six times with Golden State.

2016 POSTSEASON HIGHLIGHTS WITH GOLDEN STATE:

- Appeared in 17 postseason games, averaging 1.2 points and 1.2 rebounds in 5.5 minutes.
- Became the first player in NBA history to have played for both of the league's finalists in the same season.
- Made his Warriors playoff debut on 4/16 vs. Houston.
- DNP-CD six times in the postseason... Inactive once.

2014-15 HIGHLIGHTS WITH CLEVELAND:

- Appeared in 26 games (all starts), averaging 9.8 points, 6.5 rebounds and 1.3 assists in 24.5 minutes before suffering a season-ending left Achilles tendon rupture on 12/23.

ANDERSON VAREJAO



- Scored in double figures 12 times, including a season-high five-straight double-digit performances (11/19-11/26).
- Tallied two double-doubles and four double-digit rebound games.
- Grabbed a season-high 14 rebounds to go with seven points in 24 minutes on 12/8 at Brooklyn.
- Appeared in his 549th game on 12/2 vs. Milwaukee, surpassing Brad Daugherty for eighth place in games played in franchise history.
- Missed 55 games due to a left Achilles tendon rupture and one game due to a rib contusion.

2013-14 HIGHLIGHTS WITH CLEVELAND:

- Appeared in 65 games (29 starts), his most games since the 2009-10 season, averaging 8.4 points, 9.7 rebounds, 2.2 assists and 1.06 steals in 27.7 minutes.
- Matched his career-high with 16 double-doubles on the season.
- Recorded 10 points and five rebounds on 2/3 at Dallas to become just the fourth player in franchise history to surpass 4,000 points and 4,000 rebounds for his career (Zydrunas Ilgauskas, Brad Daugherty and John Williams).
- Tied the franchise's single-game record with a career-high 25 rebounds (Rick Roberson) to go along with 18 points and three assists on 1/2 vs. Orlando... Also tied the franchise record for rebounds in a half with 16 boards in the second half (Elmore Smith, Zydrunas Ilgauskas).
- Missed 12 games due to a sore back, three games due to a left knee contusion and hyperextension, and one game due to a right AC joint sprain... DNP-CD once.

2012-13 HIGHLIGHTS WITH CLEVELAND:

- Appeared in 25 games (all starts), averaging career-highs in points (14.1), rebounds (14.4), assists (3.4), steals (1.48) and minutes (36.0) before suffering a season-ending right knee injury on 12/18.
- Recorded a career-high 16 double-doubles, posting a double-double in a career-high 10-straight games (11/18-12/5)... Became the first Cavs player in franchise history to have 10-straight games of at least 15 rebounds in that span.
- Scored a career-high 35 points on 16-of-21 (.762) shooting from the field to go with 18 rebounds, three assists and two steals in 37 minutes on 11/13 at Brooklyn.
- Missed 56 games with a vastus medialis split/surgery on his right knee and one game with a sore right knee.

2011-12 HIGHLIGHTS WITH CLEVELAND:

- Appeared in 25 games (all starts), averaging 10.8 points, 11.5 rebounds, 1.7 assists and 1.40 steals in 31.4 minutes before suffering a season-ending right wrist injury on 2/10.
- Grabbed a season-high 20 rebounds to go along with a season-high 20 points on 10-of-17 (.588) shooting and two assists in 41 minutes on 1/31 vs. Boston, marking his first career 20/20 game and becoming the first Cavalier to record at least 20 points and 20 rebounds in a game since Carlos Boozer on 3/30/04.
- Missed 41 games with a right wrist fracture (non-displaced).

2010-11 HIGHLIGHTS WITH CLEVELAND:

- Appeared in 31 games (all starts), averaging 9.1 points, 9.7 rebounds, 1.5 assists and 1.23 blocks in 32.1 minutes before suffering a season-ending right ankle/foot injury on 1/6.
- Recorded seven double-doubles.
- Collected a season-high 17 rebounds and added 14 points and four blocks on 12/18 vs. New York.
- Scored a season-high 23 points on a perfect 10-of-10 shooting from the field and grabbed 12 rebounds on 11/5 at Philadelphia.
- Missed 47 games due to a right ankle/foot injury, two games due to a non-displaced maxilla fracture, one game due to a rib contusion and one game due to personal reasons.

2009-10 HIGHLIGHTS WITH CLEVELAND:

- Appeared in 76 games (seven starts), averaging 8.6 points, 7.6 rebounds and 1.1 assists in 28.5 minutes, shooting a career-best 57.2 percent from the field.
- Named to the NBA All-Defensive Second Team, finished third in voting for NBA Sixth Man of the Year and received 18 votes for Defensive Player of the Year.
- Ranked third in the NBA in total plus/minus (+514) and plus/minus average (+6.8).
- Recorded 11 double-doubles.
- Hit his first career three-pointer for the go-ahead basket on 12/30 vs. Atlanta, finishing with 14 points and nine rebounds.
- Scored a season-high 22 points on 10-of-17 (.588) shooting from the field and grabbed 10 rebounds on 12/11 vs. Portland.
- Missed four games due to a sore left hamstring and two games with a hip contusion.

ANDERSON VAREJAO

2010 POSTSEASON HIGHLIGHTS WITH CLEVELAND:

- Appeared in 11 postseason games, averaging 5.7 points, a playoff career-high 6.5 rebounds and 1.00 steal in 23.2 minutes.
- Grabbed a playoff career-high 15 rebounds in Game 1 of the First Round on 4/17 vs. Chicago, scoring eight points and swiping two steals.

2008-09 HIGHLIGHTS WITH CLEVELAND:

- Appeared in a career-high-tying 81 games (career-best 42 starts), averaging 8.6 points, 7.2 rebounds and 1.0 assist in 28.5 minutes.
- Ranked second in the NBA in offensive fouls drawn (52).
- Recorded nine double-doubles.
- Notched season-highs in scoring (26), field goals made (9), field goals attempted (14), free throws made (8) and free throws attempted (13) on 1/2 vs. Chicago.
- Missed one game due to a right wrist contusion.

2009 POSTSEASON HIGHLIGHTS WITH CLEVELAND:

- Appeared in 14 postseason games (all starts), averaging playoff career-highs in points (6.9), steals (1.29) and minutes (30.0) to go with 6.4 rebounds.
- Swiped a playoff career-high five steals in Game 4 of the Eastern Conference Finals on 5/26 at Orlando, finishing with nine points and two rebounds in 26 minutes.
- Blocked a postseason career-high four shots in Game 2 of the Eastern Conference Semifinals on 5/7 vs. Atlanta, scoring 12 points and collecting eight rebounds in 29 minutes.
- Made his first career playoff start in Game 1 of the First Round on 4/18 vs. Detroit, scoring six points and grabbing four rebounds in 35 minutes.

2007-08 HIGHLIGHTS WITH CLEVELAND:

- Appeared in 48 games (13 starts), averaging 6.7 points, 8.3 rebounds and 1.1 assists in 27.5 minutes.
- Posted six double-doubles.
- Tied his then-career-high with 17 points on 8-of-9 (.889) shooting from the field to go along with 12 rebounds on 4/8 at Charlotte.
- Missed 13 games with a left ankle sprain.

2008 POSTSEASON HIGHLIGHTS WITH CLEVELAND:

- Appeared in 13 postseason games, averaging 4.1 points and 5.2 rebounds in 18.5 minutes.

2006-07 HIGHLIGHTS WITH CLEVELAND:

- Appeared in a career-high 81 games (six starts), averaging 6.8 points and 6.7 rebounds in 23.9 minutes.
- Ranked second among all NBA reserves in rebounds per game (6.4).
- Posted seven double-doubles.
- Missed one game with a neck strain.

2007 POSTSEASON HIGHLIGHTS WITH CLEVELAND:

- Appeared in a playoff career-high 20 postseason games, averaging 6.0 points, 6.0 rebounds and 1.05 steals in 22.4 minutes.
- Became the first Brazilian-born player to appear in the NBA Finals.

2005-06 HIGHLIGHTS WITH CLEVELAND:

- Appeared in 48 games (four starts), averaging 4.6 points and 4.9 rebounds in 15.8 minutes.
- Led the team in field goal percentage (.527) for a second-straight season.
- Recorded his first career double-double with 11 points and a season-high-tying 14 rebounds on 4/4 vs. Philadelphia.
- Missed the first 32 games of the season with a dislocated right shoulder... DNP-CD twice.

2006 POSTSEASON HIGHLIGHTS WITH CLEVELAND:

- Appeared in 13 postseason games, averaging 6.8 points and 4.5 rebounds in 18.3 minutes.
- Scored a playoff career-high 16 points in Game 3 of the Eastern Conference Semifinals on 5/13 vs. Detroit.
- Made his NBA playoff debut in Game 1 of the First Round on 4/22 vs. Washington, tallying three points and five rebounds in 24 minutes.

2004-05 HIGHLIGHTS WITH CLEVELAND:

- Appeared in 54 games, averaging 4.9 points and 4.8 rebounds in 16.0 minutes.
- Led the Cavaliers in field goal percentage (.513).
- Made his NBA debut on 11/4 at Miami, tallying seven points and four rebounds in 10 minutes.
- Spent 11 games on the Injured List and did not dress in six games with a left high ankle sprain... Missed six games on the Injured List with left knee patella tendinitis.

ANDERSON VAREJAO



INTERNATIONAL HIGHLIGHTS:

- Is a member of the Brazilian National Team and a former member of Brazil's Junior National Team... Has participated in FIBA competition since 2002.
- Missed the 2016 Olympic Games in Rio de Janeiro due to a small lower back disc herniation.
- Appeared in six games with the Brazilian National Team at the 2012 Olympic Games in London, averaging 7.3 points and 7.0 rebounds in 19.8 minutes.
- Led Brazil to a gold medal at the 2009 FIBA Americas Championship, averaging 13.6 points (second-most on the team), 8.4 rebounds and 1.2 assists in 10 games.
- Appeared in two games for Brazil's gold-medal winning team in the 2005 FIBA Americas Championship.
- Appeared in six regular-season games with F.C. Barcelona in 2003-04, averaging 7.5 points and 4.4 rebounds per game... In 18 Euroleague games, averaged 7.7 points and 5.1 rebounds that season.
- Appeared in three games for F.C. Barcelona during the 2002-03 season before being used exclusively in Euroleague games... In 20 Euroleague games, averaged 4.4 points and 3.4 rebounds, helping F.C. Barcelona to its first-ever Euroleague Championship.
- Appeared in two games for F.C. Barcelona and nine games in the Euroleague in 2001-02.
- Named the MVP of the Brazilian league following the 2001 season, where he averaged 17.7 points, 9.7 rebounds and 3.0 blocks.

PERSONAL: Born in Santa Teresa, Brazil... Is the second Brazilian-born player to appear in a game with the Warriors (Leandro Barbosa)... Was the first Brazilian-born player to appear in the NBA Finals (2007)... Has two brothers and two sisters... Sandro Varejao, who is 11 years older, played basketball at West Virginia... Participated in the NBA Global Games in his native Brazil with the Cleveland Cavaliers, playing a preseason contest against the Miami Heat on Oct. 11, 2014, in Rio de Janeiro.

NBA REGULAR-SEASON RECORD:

Year-Team	G	MIN	FG	FGA	PCT	3FG	3FGA	PCT	FT	FTA	PCT	OFF	DEF	TOT	AST	STL	BLK	PTS	--AVERAGES--		
																			RPG	APG	PPG
04-05 Cleveland	54	863	99	193	.513	0	2	.000	68	127	.535	109	148	257	27	41	38	266	4.8	0.5	4.9
05-06 Cleveland	48	760	79	150	.527	0	1	.000	61	119	.513	77	158	235	19	31	19	219	4.9	0.4	4.6
06-07 Cleveland	81	1932	191	401	.476	0	9	.000	165	268	.616	191	354	545	75	76	52	547	6.7	0.9	6.8
07-08 Cleveland	48	1320	136	295	.461	0	2	.000	49	82	.598	134	265	399	53	37	26	321	8.3	1.1	6.7
08-09 Cleveland	81	2306	270	504	.536	0	2	.000	154	250	.616	166	415	581	81	75	66	694	7.2	1.0	8.6
09-10 Cleveland	76	2166	267	467	.572	1	5	.200	116	175	.663	189	389	578	87	71	67	651	7.6	1.1	8.6
10-11 Cleveland	31	994	114	216	.528	0	2	.000	54	81	.667	98	203	301	45	27	38	282	9.7	1.5	9.1
11-12 Cleveland	25	785	114	222	.514	0	4	.000	43	64	.672	109	178	287	43	35	17	271	11.5	1.7	10.8
12-13 Cleveland	25	901	138	289	.478	0	5	.000	77	102	.755	138	223	361	84	37	14	353	14.4	3.4	14.1
13-14 Cleveland	65	1800	227	459	.495	0	7	.000	92	135	.681	187	442	629	140	69	39	546	9.7	2.2	8.4
14-15 Cleveland	26	636	111	200	.555	0	2	.000	33	45	.733	57	113	170	35	19	16	255	6.5	1.3	9.8
15-16 CLE/GSW	53	496	53	124	.427	0	1	.000	32	50	.640	37	104	141	35	16	10	138	2.7	0.7	2.6
TOTALS	613	14959	1799	3520	.511	1	42	.024	944	1498	.630	1492	2992	4484	724	534	402	4543	7.3	1.2	7.4


NBA PLAYOFF RECORD:

Year-Team	G	MIN	FG	FGA	PCT	3FG	3FGA	PCT	FT	FTA	PCT	OFF	DEF	TOT	AST	STL	BLK	PTS	--AVERAGES--		
																			RPG	APG	PPG
2006 Cleveland	13	238	31	50	.620	0	0	---	26	37	.703	18	40	58	3	9	2	88	4.5	0.2	6.8
2007 Cleveland	20	447	46	90	.511	0	4	.000	27	48	.563	46	73	119	11	21	11	119	6.0	0.6	6.0
2008 Cleveland	13	240	22	54	.407	0	0	---	9	21	.429	20	47	67	9	8	1	53	5.2	0.7	4.1
2009 Cleveland	14	420	41	82	.500	0	0	---	15	22	.682	41	49	90	8	18	16	97	6.4	0.6	6.9
2010 Cleveland	11	255	20	48	.417	0	1	.000	23	31	.742	22	49	71	7	11	9	63	6.5	0.6	5.7
2016 Golden State	17	93	5	14	.357	0	0	---	10	19	.526	12	9	21	13	2	2	20	1.2	0.8	1.2
TOTALS	88	1693	165	338	.488	0	5	.000	110	178	.618	159	267	426	51	69	41	440	4.8	0.6	5.0

REGULAR-SEASON CAREER HGHS:

PTS	35 at Brooklyn (11/13/12)	3FGM	1 vs. Atlanta (12/30/09)
REB	25 vs. Orlando (1/2/14)	3FGA	2 vs. L.A. Clippers (2/7/07)
AST	9 vs. Washington (10/30/12)	FTM	12 vs. Toronto (12/18/12)
BLK	5 at Charlotte (12/29/10)	FTA	16 vs. Toronto (12/18/12)
STL	5 vs. Orlando (12/28/10)	OREB	12 vs. Washington (10/30/12)
FGM	16 at Brooklyn (11/13/12)	DREB	17 twice, last vs. Dallas (1/20/14)
FGA	21 at Brooklyn (11/13/12)	MIN	47 vs. Portland (12/1/12)

DAVID WEST | FORWARD



HEIGHT: 6-9
WEIGHT: 250
BIRTHDATE: AUGUST 29, 1980
BIRTHPLACE: TEANECK, NJ
COLLEGE: XAVIER
HIGH SCHOOL: HARGRAVE MILITARY ACADEMY (VA)
NBA EXPERIENCE: 13 YEARS
DRAFTED BY: NEW ORLEANS HORNETS, 2003, FIRST ROUND (#18)
HOW ACQUIRED: SIGNED AS A FREE AGENT ON JULY 9, 2016



NBA CAREER HIGHLIGHTS:

- For print features, videos & audio interviews, visit <http://www.nba.com/warriors/media/davidwest>
- Selected by New Orleans in the first round (18th overall) of the 2003 NBA Draft.
- Signed as a free agent with Indiana on December 14, 2011.
- Re-signed as a free agent with Indiana on July 10, 2013.
- Signed as a free agent with San Antonio on July 17, 2015.
- Signed as a free agent with Golden State on July 9, 2016.
- Named an All-Star in back-to-back campaigns (2008 & 2009).
- Entering the 2016-17 season, holds career averages of 14.8 points, 6.9 rebounds, 2.2 assists and 30.6 minutes in 893 games (742 starts) over 13 seasons with New Orleans, Indiana and San Antonio, shooting 49.2 percent from the field and 81.9 percent from the free throw line.
- Has averaged double-figures in scoring in 10 straight seasons (2005-06 – 2014-15), including back-to-back seasons in which he averaged over 20 points per game (20.6 in 2007-08 and 21.0 in 2008-09).
- Has recorded 173 career double-doubles and one triple-double.
- Appeared in 83 postseason games (66 starts), averaging 14.5 points, 6.9 rebounds and 2.4 assists in 33.0 minutes, shooting 46.5 percent from the field and 79.3 percent from the free throw line.

2015-16 HIGHLIGHTS WITH SAN ANTONIO:

- Appeared in 78 games (19 starts), averaging 7.1 points, 4.0 rebounds and 1.8 assists in 18.0 minutes, shooting a career-best 54.5 percent from the field and 78.8 percent from the foul line.
- Scored in double figures 19 times.
- Pulled down 10 rebounds in 29 minutes on 4/10 vs. Golden State.
- Posted 17 points, seven rebounds, two assists and a career-high-tying five blocks in 32 minutes on 4/8 at Denver.
- Recorded 11 points and a season-high seven assists in 24 minutes on 4/7 at Golden State.
- Scored a season-high 18 points to go along with four rebounds, three assists and two steals in 31 minutes on 3/8 at Minnesota.
- Tallied six points, eight rebounds, five assists and three blocks in a season-high 30 minutes on 2/6 vs. the L.A. Lakers.
- Registered his lone double-double of the season with 14 points and 13 rebounds in 25 minutes on 1/6 vs. Utah.
- DNP-CD twice... Missed two games due to rest.

2016 POSTSEASON HIGHLIGHTS WITH SAN ANTONIO:

- Appeared in 10 postseason games, averaging 5.8 points, 3.7 rebounds and 1.3 assists in 17.6 minutes.
- Tallied eight points, a team-high seven rebounds and two assists in 25 minutes in Game 4 of the Western Conference Semifinals on 5/8 at Oklahoma City.
- Recorded 11 points, four rebounds, a team-high three steals and two assists in 20 minutes in Game 4 of the First Round on 4/24 at Memphis.

2014-15 HIGHLIGHTS WITH INDIANA:

- Appeared in 66 games (all starts), averaging 11.7 points, 6.8 rebounds and a career-high 3.4 assists in 28.7 minutes, shooting 47.1 percent from the field and 73.9 percent from the free throw line.
- Scored in double figures a team-high 50 times and 20-plus three times.
- Pulled down double-digit rebounds nine times.
- Collected seven double-doubles.
- Hit his 5,000th career field goal on 2/11 at New Orleans.
- Finished with 10 points and tied his highest rebounding total with Indiana by grabbing 18 boards on 2/9 vs. San Antonio.
- Scored a season-high 28 points and grabbed nine rebounds on 1/10 at Philadelphia.
- Scored the 12,000th point of his career on 12/13 vs. Portland.
- Missed the first 15 games of the regular season with a sprained right ankle and one game with an allergic reaction.



2013-14 HIGHLIGHTS WITH INDIANA:

- Appeared in 80 games (all starts), averaging 14.0 points (second-most on the team), 6.8 rebounds and 2.8 assists in 30.9 minutes, shooting 48.8 percent from the field and 78.9 percent from the free throw line.
- Ranked second on the team and 33rd in the NBA with 74 blocked shots.
- Scored 20-plus points 14 times and 30-plus twice.
- Registered eight double-doubles.
- Scored a season-high 30 points twice (2/7 vs. Portland; 2/22 at Milwaukee).
- Hit his final 10 field goal attempts as he shot 11-of-13 (.846) from the field for 25 points in just 27 minutes on 2/10 vs. Denver.
- Grabbed the 5,000th rebound of his career in the first quarter on 12/10 vs. Miami.
- Dished out a season-high eight assists on 12/4 at Utah.
- Scored the 11,000th point of his career with a second-quarter field goal on 12/2 at Portland on 12/2.
- Scored 17 points and collected a season-high 13 rebounds on 11/6 vs. Chicago.
- Tied a career-high with five blocked shots in the season opener on 10/29 vs. Orlando.

2014 POSTSEASON HIGHLIGHTS WITH INDIANA:

- Appeared in 19 postseason games (all starts), averaging 15.1 points, 6.7 rebounds and a career-best 3.9 assists in 36.2 minutes, shooting a team-best 49.4 percent from the field and 70.5 percent from the free throw line.
- Scored in double figures 14 times and 20-plus three times.
- Scored in double figures in all six games of the Eastern Conference Finals against Miami, averaging 16.2 points, 7.3 rebounds and 3.0 assists, shooting 56.0 percent from the field.
- Recorded his highest postseason scoring total with Indiana, tallying 29 points on 13-of-26 (.500) shooting from the field in Game 6 of the Eastern Conference Semifinals on 5/15 at Washington.
- Dished out a postseason career-high eight assists to go with 14 points in Game 4 of the Eastern Conference Semifinals on 5/11 at Washington.
- Pulled down 13 rebounds and blocked a career-high six shots in Game 7 of the First Round on 5/3 vs. Atlanta.
- Notched 24 points, 11 rebounds and six assists in Game 6 of the First Round on 5/1 at Atlanta.

2012-13 HIGHLIGHTS WITH INDIANA:

- Appeared in 73 games (all starts), averaging 17.1 points (second-most on the team), 7.7 rebounds and 2.9 assists in 33.4 minutes, shooting 49.8 percent from the field and 76.8 percent from the free throw line.
- Scored 20-plus points 22 times and 30-plus a team-high five times.
- Recorded 15 double-doubles.
- Tied his career-high with five steals on 2/5 vs. Atlanta.
- Matched his career-high with five blocks on 1/21 at Memphis.
- Posted the first triple-double of his career with 14 points, 12 rebounds, and a career-high-tying 10 assists on 1/12 vs. Charlotte.
- Scored the 10,000th point of his career on 12/22 at New Orleans.
- Recorded the 1,000th block of his career on 12/12 vs. Cleveland.
- Pulled down a season-high 18 rebounds on 11/3 vs. Sacramento.

2013 POSTSEASON HIGHLIGHTS WITH INDIANA:

- Appeared in 19 postseason games (all starts), averaging 15.9 points, 7.6 rebounds and 2.1 assists in 36.3 minutes, shooting 46.2 percent from the field and 76.6 percent from the free throw line.
- Scored in double figures 18 times.
- Posted six double-doubles.
- Tied a postseason career-high with 14 rebounds and scored 11 points in Game 6 of Eastern Conference Finals on 6/1 vs. Miami.
- Hit a postseason career-high nine free throws in Game 2 of the Eastern Conference Finals on 5/24 at Miami.

2011-12 HIGHLIGHTS WITH INDIANA:

- Appeared in 66 games (all starts), averaging 12.8 points, 6.6 rebounds and 2.1 assists in 29.2 minutes, shooting 48.7 from the field and 80.7 percent from the free throw line.
- Playing every game in a season for the first time in his career, was one of only two Indiana players to start all 66 games (Paul George).
- Finished the season as the team's third leading scorer and second leading rebounder.
- Scored 20-plus points eight times and 30-plus once.
- Notched 12 double-doubles.
- Scored a season-high 32 points on 4/21 vs. Philadelphia.
- Pulled down a season-high 14 rebounds to go with 21 points on 4/19 vs. Milwaukee.

DAVID WEST

- Scored the 9,000th point of his career on 2/10 at Memphis.
- Collected the 4,000th rebound of his career on 2/3 at Dallas.

2012 POSTSEASON HIGHLIGHTS WITH INDIANA:

- Appeared in 11 postseason games (all starts), averaging 15.3 points, a playoff career-high-tying 8.5 rebounds and 2.0 assists in 37.8 minutes, shooting 44.6 percent from the field and 81.1 percent from the free throw line.
- Scored in double figures nine times.
- Posted four double-doubles.
- Led Indiana with 14.8 points per game in the Eastern Conference Semifinals against Miami.
- Tied a playoff-high with 12 rebounds in Game 1 of the Eastern Conference Semifinals on 5/13 at Miami.
- Tallied postseason-highs with 26 points and 12 rebounds in Game 4 of the First Round on 5/5 at Orlando.

2010-11 HIGHLIGHTS WITH NEW ORLEANS:

- Appeared in 70 games (all starts), averaging team-highs with 18.9 points and 7.6 rebounds to go with 2.3 assists in 35.0 minutes, shooting 50.8 percent from the field and 80.7 percent from the free throw line.
- Scored 20-plus points 29 times and 30-plus five times.
- Tallied 16 double-doubles.
- Scored 17 points and grabbed a season-high 17 rebounds on 2/11 at Orlando.
- Tallied 32 points, 15 rebounds, five assists and three steals on 2/9 at New Jersey, marking the second 30/15/5 game of his career.
- Hit the game-winning shot with less than a second remaining on 1/24 vs. Oklahoma City, finishing with 20 points and four rebounds.
- Scored a season-high 34 points, grabbed 11 rebounds and blocked three shots on 11/19 vs. Cleveland.
- Missed the last 11 games of the season with a torn left ACL, one game for personal reasons and one game with a stomach ailment.

2009-10 HIGHLIGHTS WITH NEW ORLEANS:

- Appeared in 81 games (all starts), averaging 19.0 points, 7.5 rebounds and a career-high 3.0 assists in 36.4 minutes, shooting 50.5 percent from the field and 86.5 percent from the free throw line.
- Among NBA leaders, ranked 14th in the NBA in free throw percentage and 22nd in scoring.
- Scored 20-plus points 35 times and 30-plus eight times.
- Notched 20 double-doubles, including 16 20/10 games and six 30/10 games.
- Dished out a career-high 10 assists and scored 25 points on 3/22 vs. Dallas.
- Scored 40 points and pulled down 10 rebounds on 2/26 vs. Orlando, marking his third career 40/10 game and second of the season.
- Tallied 29 points, nine rebounds and seven assists on 2/19 vs. Indiana, matching a career-high with 13 free throws on a career-high 15 free throw attempts.
- Scored a career-high 44 points while hitting a career-high 18 field goals on 12/29 at Houston for his second career 40/10 game.
- Missed one game due to a sprained left ankle.

2008-09 HIGHLIGHTS WITH NEW ORLEANS:

- Appeared in 76 games (all starts), averaging a career-high 21.0 points to go with 8.5 rebounds and 2.3 assists in a career-best 39.2 minutes, shooting 47.2 percent from the field and a career-best 88.4 percent from the free throw line.
- Named a Western Conference All-Star for the second-straight season.
- Earned Western Conference Player of the Week honors for games played 2/23-3/1, averaging 28.5 points, 10.5 rebounds, 3.0 assists and 1.50 blocks during a 4-0 week.
- Among NBA leaders, ranked eighth in free throw shooting, 15th in scoring and tied for 14th in rebounding.
- Scored in double figures in all 76 games, 20-plus 40 times, 30-plus 10 times and 40-plus twice.
- Grabbed double-digit rebounds 29 times.
- Recorded 29 double-doubles, including 17 20/10 games and six 30/10 games.
- Tied his season-high with 40 points to go with nine rebounds and six assists on 3/31 at Sacramento.
- Corralled a career-high 20 rebounds to go with 16 points on 3/9 at Atlanta, recording his 300th career block in that contest.
- Grabbed his 2,500th career rebound on 3/5 at Dallas.
- Scored his 5,000th career point on 1/31 at San Antonio.
- Connected on a career-high 13 free throws on 1/12 vs. New York.
- Scored a season-high 40 points and grabbed 11 rebounds for his first career 40/10 game on 1/6 at the L.A. Lakers.
- Missed five games with back spasms and one game due to an NBA suspension.



2009 POSTSEASON HIGHLIGHTS WITH NEW ORLEANS:

- Appeared in five postseason games (all starts), averaging 18.0 points, 7.4 rebounds, 1.2 assists and 1.08 steals in 35.6 minutes, shooting 40.0 percent from the field and a postseason career-high 89.7 percent from the free throw line.
- Scored in double figures in all five playoff games and 20-plus twice.

2007-08 HIGHLIGHTS WITH NEW ORLEANS:

- Appeared in 76 games (all starts), averaging 20.6 points, a career-high 8.9 rebounds, 2.3 assists and 1.29 blocks in 37.8 minutes, shooting 48.2 percent from the field and 85.0 percent from the free throw line.
- Named a Western Conference All-Star, earning his first career All-Star selection.
- Scored in double figures 74 times, 20-plus 39 times, 30-plus 10 times and 40-plus once.
- Grabbed double-digit rebounds 30 times.
- Recorded 29 double-doubles, including 17 20/10 games and five 30/10 games.
- Scored 35 points and grabbed 16 rebounds on 3/25 at Indiana.
- Scored a season-high 40 points on 11/16 at Memphis.
- Grabbed a season-high 18 rebounds to go with 34 points on 11/7 at Portland.
- Missed three games with a sprained left ankle, two games with a sprained right ankle and one game due to a bruised hip.

2008 POSTSEASON HIGHLIGHTS WITH NEW ORLEANS:

- Appeared in 12 postseason games (all starts), averaging playoff career-highs with 21.2 points, 1.08 steals, 1.92 blocks and 40.4 minutes to go with a playoff career-high-tying 8.5 rebounds, shooting 46.6 percent from the field and 89.1 percent from the free throw line.
- Scored 20-plus points eight times and 30-plus twice.
- Recorded playoff career-highs with 38 points and 14 rebounds in Game 5 of the Western Conference Semifinals on 5/13 at San Antonio.
- Averaged 22.6 points per game while shooting 48.4 percent from the field in the five games of the First Round series against Dallas.
- Made his first career postseason start in Game 1 of the First Round on 4/19 vs. Dallas, tallying 23 points, eight rebounds, four blocks and three assists in 41 minutes.

2006-07 HIGHLIGHTS WITH NEW ORLEANS:

- Appeared in 52 games (all starts), averaging a team-high 18.3 points, 8.2 rebounds (second-most on the team) and 2.2 assists in 36.5 minutes, shooting 47.6 percent from the field and 82.4 percent from the free throw line.
- Scored in double figures 46 times, 20-plus 22 times and 30-plus five times.
- Grabbed double-digit rebounds 17 times.
- Collected 15 double-doubles, including eight 20/10 games and one 30/10 game.
- Averaged a season-high 25.3 points and 8.0 rebounds in nine games during the month of April.
- Tied his season-high with 33 points on 4/14 at Houston.
- Scored a season-high 33 points to go with seven rebounds on 4/10 vs. the L.A. Clippers.
- In a career-high 50 minutes on 4/4 vs. Seattle, tallied 18 points and 14 rebounds.
- Tallied season-highs of 19 rebounds and nine offensive rebounds on 2/8 vs. Milwaukee.
- Missed 30 games due to right elbow synovitis.

2005-06 HIGHLIGHTS WITH NEW ORLEANS:

- Appeared in 74 games (all starts), averaging team-highs with 17.1 points and 7.4 rebounds to go with 1.2 assists in 34.1 minutes, shooting 51.2 percent from the field and 84.3 percent from the free throw line.
- Finished second in Most Improved Player of the Year voting behind Phoenix's Boris Diaw.
- Scored in double figures 68 times, 20-plus 28 times and 30-plus twice.
- Recorded 17 double-doubles and nine 20/10 games.
- Connected on an NBA-best three game-winning field goals with less than two seconds remaining.
- Posted 27 points and a season-high 18 rebounds on 12/27 at Milwaukee.
- Scored a season-high 34 points on 15 made field goals on 11/19 at Orlando.
- Missed six games due to a sprained left ankle and two games due to the birth of his first child.

2004-05 HIGHLIGHTS WITH NEW ORLEANS:

- Appeared in 30 games (eight starts), averaging 6.2 points and 4.3 rebounds in 18.4 minutes, shooting 43.6 percent from the field.

DAVID WEST

- As a starter, averaged 5.8 points and 4.5 rebounds in 23.3 minutes in eight games.
- Connected on his first career three-pointer on 11/23 at Golden State.
- Missed 51 games after suffering a right knee contusion on 12/4 vs. Detroit... DNP-CD once.

2003-04 HIGHLIGHTS WITH NEW ORLEANS:

- Appeared in 71 games (one start), averaging 3.8 points and 4.2 rebounds in 13.1 minutes, shooting 47.4 percent from the field and 71.3 percent from the free throw line.
- Ranked 10th among rookies in overall rebounding and tied for fifth in offensive rebounding.
- Scored in double figures three times.
- Grabbed double-digit rebounds six times.
- Posted two double-doubles.
- Shot a perfect 7-of-7 from the field to finish with a season-high 15 points on 3/17 vs. Philadelphia.
- Made his first career start on 3/16 at Miami, scoring four points and grabbing five rebounds in 18 minutes.
- Grabbed nine rebounds in just 12 minutes on 11/15 vs. Portland.
- Made his NBA debut on 10/29 vs. Atlanta, scoring three points and grabbing two rebounds in five minutes.
- Missed seven games due to a sore right knee... DNP-CD twice.

2004 POSTSEASON HIGHLIGHTS WITH NEW ORLEANS:

- Appeared in seven postseason games, averaging 5.9 points, 4.3 rebounds and 1.1 assists in 15.9 minutes, shooting a playoff career-best 53.6 percent from the field and 84.6 percent from the free throw line.
- Recorded his first career playoff double-digit scoring effort with 10 points to go with seven rebounds in Game 4 of the First Round on 4/27 vs. Miami.
- Made his NBA playoff debut in Game 1 of the First Round on 4/18 at Miami, tallying eight points, six rebounds and two assists in 20 minutes.

COLLEGIATE HIGHLIGHTS WITH XAVIER:

- Appeared in 126 games over four seasons with Xavier, averaging 16.9 points, 10.4 rebounds, 2.1 assists, 1.81 blocks and 1.38 steals in 33.4 minutes.
- As a senior, averaged 20.4 points, 11.8 rebounds and 1.6 blocks per game in leading Xavier to a 26-6 overall record, the regular season conference championship and a berth in the second round of the 2003 NCAA Tournament.
- Named A-10 Player of the Year for three straight seasons, becoming the first three-time Atlantic 10 Player of the Year.
- As a senior, named AP National Player of the Year and National Player of the Year by the United States Basketball Writers Association... Received the Pete Newell Big Man award from the National Association of Basketball Coaches.
- Named First Team All-America by the AP as a senior, Second Team as a junior and earned Honorable Mention All-America accolades as a sophomore.
- Became only the third player in Xavier history to surpass 2,000 points and only the second to eclipse 2,000 points and 1,000 rebounds, joining Tyrone Hill.
- Posted a school record 68 career double-doubles and led the A-10 in rebounding four consecutive seasons.
- Scored in double figures 110 times in his collegiate career, including 86 of his last 87 games.
- Finished his college career ranked first in school history in blocks (228), free throws made (662) and free throws attempted (874).
- Ranked fifth in the nation and led the A-10 in rebounding (11.8) as a senior, while finishing second in the conference in field goal percentage (.513), third in scoring (20.1) and fourth in blocks (1.63)
- As a junior, named A-10 Defensive Player of the Year and won A-10 Tournament MVP honors.
- Named to the A-10 All-Freshman Team after leading the A-10 in rebounding (9.1) and finishing fourth on the Musketeers in scoring (11.7).

PERSONAL: Is the son of Amos and Harriet West... He and his wife, Lesley, have one daughter, Dasia, and one son, David Benjamin... Interested in black history, philosophy and various societal issues... Is an avid boxing fan and boxes in the off-season... While playing for the Hornets, worked with local Catholic charities to provide financial assistance to improve the lives of homeless in the New Orleans area... Along with Chris Paul, donated \$100 shopping sprees for \$100 each at Toys 'R' Us to New Orleans children in December 2009... Provided home game tickets to underprivileged children with his "Team D. West" player ticket group... Sponsors an AAU Program, Garner Road Basketball Club... Had his No. 30 jersey retired by Xavier, joining Tyrone Hill and Byron Larkin as the only three retired jerseys in Musketeers history... Completed his degree in communications... Is on Twitter @D_West30.

DAVID WEST



NBA REGULAR-SEASON RECORD:

Year-Team																		--AVERAGES--			
	G	MIN	FG	FGA	PCT	3FG	3FGA	PCT	FT	FTA	PCT	OFF	DEF	TOT	AST	STL	BLK	PTS	RPG	APG	PPG
03-04 New Orleans	71	930	108	228	.474	0	2	.000	57	80	.713	117	180	297	60	27	28	273	4.2	0.8	3.8
04-05 New Orleans	30	552	75	172	.436	2	5	.400	34	50	.680	40	89	129	23	12	16	186	4.3	0.8	6.2
05-06 New Orleans	74	2526	530	1036	.512	3	11	.273	199	236	.843	168	380	548	92	61	64	1262	7.4	1.2	17.1
06-07 New Orleans	52	1900	377	792	.476	8	25	.320	187	227	.824	126	298	424	114	42	38	949	8.2	2.2	18.3
07-08 New Orleans	76	2870	629	1305	.482	6	25	.240	300	353	.850	180	495	675	177	62	99	1564	8.9	2.3	20.6
08-09 New Orleans	76	2982	610	1292	.472	6	25	.240	367	415	.884	160	486	646	173	49	68	1593	8.5	2.3	21.0
09-10 New Orleans	81	2949	619	1226	.505	7	27	.259	296	342	.865	164	441	605	239	76	60	1541	7.5	3.0	19.0
10-11 New Orleans	70	2451	528	1040	.508	2	9	.222	264	327	.807	155	374	529	164	67	62	1322	7.6	2.3	18.9
11-12 Indiana	66	1925	349	716	.487	2	9	.222	142	176	.807	118	315	433	140	52	46	842	6.6	2.1	12.8
12-13 Indiana	73	2435	502	1009	.498	4	19	.211	242	315	.768	145	418	563	213	74	69	1250	7.7	2.9	17.1
13-14 Indiana	80	2472	458	939	.488	4	15	.267	198	251	.789	120	422	542	223	61	74	1118	6.8	2.8	14.0
14-15 Indiana	66	1895	323	686	.471	4	20	.200	119	161	.739	108	341	449	223	48	48	769	6.8	3.4	11.7
15-16 San Antonio	78	1404	244	448	.545	3	7	.429	63	80	.788	72	237	309	143	44	55	554	4.0	1.8	7.1
TOTALS	893	27291	5352	10889	.492	51	199	.256	2468	3013	.819	1673	4476	6149	1984	675	727	13223	6.9	2.2	14.8


NBA PLAYOFF RECORD:

Year-Team																		--AVERAGES--			
	G	MIN	FG	FGA	PCT	3FG	3FGA	PCT	FT	FTA	PCT	OFF	DEF	TOT	AST	STL	BLK	PTS	RPG	APG	PPG
2004 New Orleans	7	111	15	28	.536	0	0	---	11	13	.846	8	22	30	8	2	4	41	4.3	1.1	5.9
2008 New Orleans	12	485	102	219	.466	1	2	.500	49	55	.891	21	81	102	34	13	23	254	8.5	2.8	21.2
2009 New Orleans	5	178	32	80	.400	0	0	---	26	29	.897	5	32	37	6	5	2	90	7.4	1.2	18.0
2012 Indiana	11	416	66	148	.446	0	0	---	36	44	.818	21	73	94	22	8	6	168	8.5	2.0	15.3
2013 Indiana	19	689	115	249	.462	0	3	.000	72	94	.766	41	103	144	39	13	15	302	7.6	2.1	15.9
2014 Indiana	19	687	121	245	.494	2	10	.200	43	61	.705	24	104	128	75	14	15	287	6.7	3.9	15.1
2016 San Antonio	10	176	25	55	.455	3	6	.500	5	9	.556	13	24	37	13	6	7	58	3.7	1.3	5.8
TOTALS	83	2742	476	1024	.465	6	21	.286	242	305	.793	133	439	572	197	61	72	1200	6.9	2.4	14.5

REGULAR-SEASON CAREER HGHS:

PTS	44 at Houston (12/29/09)	3FGM	2, four times, last at Atlanta (12/29/12)
REB	20 at Atlanta (3/9/09)	3FGA	4 at Houston (12/29/09)
AST	10, twice, last vs. Charlotte (1/12/13)	FTM	13, twice, last vs. Indiana (2/19/10)
BLK	5, six times, last at Denver (4/08/16)	FTA	15 vs. Indiana (2/19/10)
STL	5, twice, last vs. Atlanta (2/05/13)	OREB	9 vs. Milwaukee (2/8/07)
FGM	18 at Houston (12/29/09)	DREB	17 at Atlanta (3/9/09)
FGA	30 at Houston (12/29/09)	MIN	53 at Phoenix (2/6/08)

TRAINING CAMP INVITEES



ELGIN COOK #2 FORWARD

HEIGHT: 6-6 **WEIGHT:** 206
BIRTHDATE: JANUARY 14, 1993 **BIRTHPLACE:** MILWAUKEE, WI
COLLEGE: OREGON **HIGH SCHOOL:** HAMILTON (WI)
NBA EXPERIENCE: ROOKIE **DRAFTED BY:** WAS NOT DRAFTED
HOW ACQUIRED: SIGNED AS A FREE AGENT ON SEPTEMBER 16, 2016

NBA CAREER HIGHLIGHTS:

- Was not drafted by an NBA franchise in the 2016 NBA Draft.
- Appeared in four games (one start) with Sacramento at 2016 NBA Summer League in Las Vegas, averaging 6.2 points and 2.8 rebounds in 15.2 minutes.
- Signed as a free agent with Golden State on September 16, 2016.

COLLEGIATE HIGHLIGHTS:

- Appeared in 108 games (75 starts) over three seasons with Oregon, averaging 11.7 points, 4.7 rebounds, 1.5 assists and 1.05 steals in 26.3 minutes.
- Finished career tied for 20th in Oregon history in career scoring (1,259 points) and 10th in career free throws made (357).
- Became the first player in program history to appear in three NCAA Tournaments.

2015-16 HIGHLIGHTS WITH OREGON:

- Appeared in 38 games (all starts), averaging 14.8 points, 5.1 rebounds, 2.3 assists and 1.42 steals (fifth in the Pac-12) in 31.9 minutes, shooting a career-best 77.3 percent from the free throw line.
- Named to the All-Pac-12 First Team.
- Earned Pac-12 Tournament MVP honors, averaging 17.3 points and 5.3 rebounds in the Ducks' Pac-12 championship run.
- Named to the NCAA Tournament All-West Region Team after scoring 24 points and dishing out four assists in the Ducks' Elite Eight loss to Oklahoma on 3/26... Hit a career-high 11 free throws on 12 attempts in that contest.
- Tied his career-high in scoring with 26 points, while also adding five rebounds and four assists on 1/21 vs. USC.
- Matched his career-high with 26 points on 12/15 vs. UC-Irvine, hitting 10-of-16 (.625) from the field.

2014-15 HIGHLIGHTS WITH OREGON:

- Appeared in 36 games (all starts), averaging 13.0 points, 5.2 rebounds, 1.6 assists and 1.06 steals in 29.4 minutes, shooting 52.0 percent from the field (seventh in the Pac-12).
- Named to the All-Pac-12 Second Team.
- Tallied 18 points, five rebounds, three steals and three assists on 3/20 against Oklahoma State in the second round of the NCAA Tournament.

2013-14 HIGHLIGHTS WITH OREGON:

- Appeared in 34 games (one start), averaging 6.7 points and 3.7 rebounds in 16.6 minutes, shooting a team-best 57.5 percent from the field, which ranked as the third-best in school history.
- Ranked third on the team in rebounds (126) and rebounds per game.

2012-13 HIGHLIGHTS WITH NORTHWEST FLORIDA STATE (JC):

- Appeared in 33 games (32 starts), averaging 14.9 points, 6.0 rebounds, 1.9 assists, 1.33 steals and 1.03 blocks in 24.8 minutes, shooting 64.9 percent from the field and 34.8 percent from three-point range.
- Earned All-Panhandle First Team and NJCAA All-Tournament Team honors...Named 2013 Panhandle Conf. Freshman of the Year.
- Helped lead Northwest Florida State to a No. 3 national ranking, a 30-4 record and the NJCAA national championship game.
- Redshirted his first season at Northwest Florida in 2011-12.

HIGH SCHOOL HIGHLIGHTS:

- Averaged 19.7 points and 7.0 rebounds as a senior in 2010-11 at Hamilton High School in Milwaukee.
- Averaged 15.8 points and 7.5 rebounds as a junior in 2009-10 to lead his team to a 2010 Wisconsin state tournament appearance, a conference title and a 20-4 mark.
- Named the 2010 City Conference Player of the Year, First Team All-State, First-Team All-City and First-Team All-Area as a junior.

PERSONAL: Born Elgin Rashad Cook in Milwaukee, Wisconsin... Parents are Alvin Robertson and Cecelia Cook... Father, Alvin, was a four-time NBA All-Star with the San Antonio Spurs and the Milwaukee Bucks who won both the 1986 NBA Defensive Player of the Year and the 1986 Most Improved Player award, and was a member of the 1984 U.S. Olympic gold-medal team.

COLLEGIATE RECORD:

Year-Team	G	MIN	FG	FGA	PCT	3FG	3FGA	PCT	FT	FTA	PCT	OFF	DEF	TOT	AST	STL	BLK	--AVERAGES--			
																		PTS	RPG	APG	PPG
13-14 Oregon	34	566	77	134	.575	2	13	.154	72	109	.661	56	70	126	15	21	16	228	3.7	0.4	6.7
14-15 Oregon	36	1059	169	325	.520	5	20	.250	125	171	.731	52	136	188	59	38	6	468	5.2	1.6	13.0
15-16 Oregon	38	1213	191	405	.472	21	63	.333	160	207	.773	59	136	195	88	54	13	563	5.1	2.3	14.8
TOTALS	108	2838	437	864	.506	28	96	.292	357	487	.733	167	342	509	162	113	35	1259	4.7	1.5	11.7

TRAINING CAMP INVITEES



CAMERON JONES #6 GUARD

HEIGHT: 6-4 **WEIGHT:** 185
BIRTHDATE: MAY 4, 1989 **BIRTHPLACE:** FORT LEWIS, WA
COLLEGE: NORTHERN ARIZONA **HIGH SCHOOL:** LOS ALAMITOS (CA)
NBA EXPERIENCE: ROOKIE **DRAFTED BY:** WAS NOT DRAFTED
HOW ACQUIRED: SIGNED AS A FREE AGENT ON SEPTEMBER 16, 2016

NBA CAREER HIGHLIGHTS:

- Was not selected by an NBA franchise in the 2011 NBA Draft.
- Selected 10th overall by Fort Wayne in the 2011 NBA Development League Draft.
- Signed as a free agent with Miami on December 10, 2011... Waived by Miami on December 14, 2011.
- Signed as a free agent with Golden State on September 17, 2013... Waived by Golden State on October 9, 2013.
- Signed as a free agent with Golden State on September 16, 2016.
- Is the Santa Cruz Warriors franchise regular-season leader in points (1,584) and ranks second in steals (127).

2015-16 HIGHLIGHTS WITH IRONI NES ZIONA (ISRAEL) & SEFA ARKADIKOS (GREECE):

- Appeared in 15 games (eight starts) with Ironi Nes Ziona in the top basketball league in Israel (BSL), averaging 8.1 points, 2.4 rebounds, 2.3 assists and 1.13 steals in 25.1 minutes.
- Appeared in 10 games (nine starts) with Sefa Arkadikos in the top basketball league in Greece (HEBA A1), averaging 15.6 points, 4.4 rebounds, 3.3 assists and 1.00 steal in 26.1 minutes.

2014-15 HIGHLIGHTS WITH ZENIT ST. PETERSBURG (RUSSIA):

- In 34 games (eight starts) with Zenit St. Petersburg in the VTB United League, averaged 8.5 points, 3.0 rebounds, 2.0 assists and 18.8 minutes.
- In 18 games (three starts) with Zenit St. Petersburg in Eurocup, averaged 9.3 points, 3.3 rebounds and 1.8 assists in 22.4 minutes.

2013-14 HIGHLIGHTS WITH SANTA CRUZ (NBA D-LEAGUE):

- Appeared in 49 games (41 starts), averaging 19.4 points (14th in the NBA D-League), 4.1 rebounds, 3.4 assists and 1.31 steals in 35.7 minutes, shooting 46.0 percent from the field and 85.0 percent from the free throw line (eighth).
- Earned All-NBA D-League Honorable Mention accolades.
- Named an NBA D-League All-Star, scoring 14 points for the Prospects squad at the All-Star Game in New Orleans.
- Appeared in seven postseason games (all starts) in Santa Cruz's second consecutive trip to the NBA D-League Finals, averaging a team-high 25.4 points (sixth in the NBA D-League), 6.4 rebounds, 4.4 assists and 1.29 steals in 40.0 minutes (seventh).
- Scored a postseason career-high 33 points on 11-of-22 (.500) shooting from the field in 41 minutes in Game 2 of the First Round on 4/12 at Los Angeles.

2012-13 HIGHLIGHTS WITH SANTA CRUZ (NBA D-LEAGUE):

- Appeared in 50 games (33 starts), averaging 12.6 points, 2.9 rebounds, 2.3 assists and 1.26 steals in 27.0 minutes.
- Earned NBA D-League Most Improved Player honors, which recognizes the player who demonstrated the most significant improvement throughout the course of the season.
- Appeared in six postseason games (all starts) in Santa Cruz's run to the NBA D-League Finals, averaging 8.2 points, 3.2 assists, 3.0 rebounds and 1.00 steal in 22.8 minutes.

2011-12 HIGHLIGHTS WITH FORT WAYNE (NBA D-LEAGUE):

- Appeared in 48 games (34 starts), averaging 14.0 points, 2.6 rebounds and 1.9 assists in 29.1 minutes, shooting 43.0 percent from three-point range... Earned NBA D-League All-Rookie First Team accolades.

COLLEGIATE HIGHLIGHTS WITH NORTHERN ARIZONA:


- Appeared in 119 games (84 starts) over four seasons at Northern Arizona, averaging 13.8 points, 3.3 rebounds and 2.7 assists.
- Became the all-time leading scorer at Northern Arizona with 1,643 points (14th-best in Big Sky history).
- Three-time All-Big Sky selection, earning unanimous First Team honors in 2011 and 2010 and a Second Team nod in 2009.

PERSONAL: Born Cameron Scott Jones... Son of Patricia and Timothy Jones... Has one older sister, Taryn, and two younger brothers, Samuel and Timothy... If he wasn't playing basketball, would like to be a high school history teacher... Inducted into the Northern Arizona University Athletics Hall of Fame in September 2016... Majored in history with a minor in anthropology... Helped Los Alamitos High School to two CIF championships in addition to helping the team set the school record for wins in a season and points in a game... His cousin, Landry Fields, was selected in the second round (39th overall) by the New York Knicks in the 2010 NBA Draft, played five seasons in the NBA with New York and Toronto, and is now a college scout with San Antonio... Is a fan of the Minnesota Vikings... Is on Twitter @Cameron_Jones10.

NBA D-LEAGUE RECORD:

Year-Team	G	MIN	FG	FGA	PCT	3FG	3FGA	PCT	FT	FTA	PCT	OFF	DEF	TOT	AST	STL	BLK	PTS	--AVERAGES--			
																			RPG	APG	PPG	
11-12 Fort Wayne	48	1395	262	583	.449	37	86	.430	113	137	.825	28	96	124	90	39	7	674	2.6	1.9	14.0	
12-13 Santa Cruz	50	1351	252	521	.484	19	52	.365	108	136	.794	26	117	143	113	63	3	631	2.9	2.3	12.6	
13-14 Santa Cruz	49	1750	343	746	.460	63	158	.399	204	240	.850	49	151	200	166	64	4	953	4.1	3.4	19.4	
TOTALS	147	4496	857	1850	.463	119	296	.402	425	513	.828	103	364	467	369	166	14	2258	3.2	2.5	15.4	

TRAINING CAMP INVITEES



JAVALE MCGEE #1 CENTER

HEIGHT: 7-0

WEIGHT: 270

BIRTHDATE: JANUARY 19, 1988

BIRTHPLACE: FLINT, MI

COLLEGE: NEVADA

HIGH SCHOOL: HALES FRANCISCAN (IL)

NBA EXPERIENCE: 8 YEARS

DRAFTED BY: WASHINGTON, 2008, FIRST ROUND (#18)

HOW ACQUIRED: SIGNED AS A FREE AGENT ON SEPTEMBER 16, 2016

NBA CAREER HIGHLIGHTS:

- For print features, videos & audio interviews, visit <http://www.nba.com/warriors/media/javalemcgee>
- Selected by Washington in the first round (18th overall) of the 2008 NBA Draft.
- Acquired by Denver from Washington along with Ronny Turiaf in a three-team deal that sent Nene from Denver to Washington, Brian Cook and a 2015 second round pick from the L.A. Clippers to Washington and Nick Young from Washington to the L.A. Clippers on March 15, 2012.
- Acquired by Philadelphia from Denver along with Chukwudiebere Maduabum and a 2016 first round pick in exchange for Cenk Akyol and cash considerations on February 19, 2015.
- Waived by Philadelphia on March 1, 2015.
- Signed with Dallas on August 13, 2015.
- Waived by Dallas on July 8, 2016.
- Signed as a free agent with Golden State on September 16, 2016.
- Entering the 2016-17 season, holds career averages of 8.2 points, 5.4 rebounds, 1.71 blocks and 19.2 minutes in 416 games (160 starts) over eight seasons with Washington, Denver, Philadelphia and Dallas, shooting 54.2 percent from the field.
- Ranked among the top 10 in blocks per game in three consecutive seasons: second in 2010-11, third in 2011-12 and sixth in 2012-13.
- Finished in the top 10 in field goal percentage in three straight seasons (2010-11 – 2012-13).
- Shot over 50 percent from the field in six of his eight NBA seasons.
- Swatted away at least 100 attempts in four consecutive seasons (2009-10 – 2012-13).
- Between 2010-11 – 2012-13, had third-most blocked shots (482) in NBA, behind only Serge Ibaka (681) and Dwight Howard (488).
- Appeared in 15 postseason games (two starts), averaging 7.1 points, 6.7 rebounds and 1.87 blocks in 20.5 minutes.

2015-16 HIGHLIGHTS WITH DALLAS:

- Appeared in 34 games (two starts), averaging 5.1 points, 3.9 rebounds and 0.76 blocks in 10.9 minutes, shooting a career-high 57.5 percent from the field.
- Scored in double figures five times.
- Grabbed double-digit rebounds twice.
- In his second start of the season, tallied 10 points, six rebounds and one block in 15 minutes on 1/13 at Oklahoma City.
- Recorded his 700th career block (in his 402nd career game) on a Matthew Dellavedova shot attempt at the 4.9 second mark of the first quarter on 1/12 vs. Cleveland, becoming the 156th player in NBA history to reach the milestone.
- In his 400th career game, scored six points and collected three rebounds in 11 minutes on 1/8 at Milwaukee.
- In his first start of the season (first start since 11/8/13), tallied eight points, six rebounds and a season-high four blocks in a season-high 19 minutes on 1/6 at New Orleans.
- Tallied his lone double-double of the season (49th career) with season-highs of 13 points, 11 rebounds and two steals to go with two blocks in 17 minutes in a double overtime win on 1/5 vs. Sacramento, marking his first double-double since 4/15/13 at Milwaukee.
- Inactive 25 times, missing the first 13 games of the season recovering from a left tibia stress fracture... DNP-CD 22 times... Missed one game due to rest.

2016 POSTSEASON HIGHLIGHTS WITH DALLAS:

- Appeared in two postseason games, averaging 2.0 points and 1.5 rebounds in 7.1 minutes.

2014-15 HIGHLIGHTS WITH DENVER & PHILADELPHIA:

- Appeared in 23 games with Denver and Philadelphia, averaging 4.6 points, 2.7 rebounds and 0.87 blocks in 11.1 minutes, shooting 53.2 percent from the field.
- Appeared in 17 games with Denver, averaging 5.2 points, 2.8 rebounds and 1.12 blocks in 11.5 minutes.
- Appeared in six games with Philadelphia, averaging 3.0 points and 2.2 rebounds in 10.2 minutes.
- Scored in double figures twice.
- Tallied 14 points, eight rebounds and two blocks in 19 minutes on 11/21 vs. New Orleans.
- Recorded a season-high 16 points to go with four rebounds and four blocks in 14 minutes on 11/3 vs. Sacramento.



JAVALE MCGEE CONTINUED

2013-14 HIGHLIGHTS WITH DENVER:

- Appeared in five games (five starts), averaging 7.0 points, 3.4 rebounds and 1.40 blocks in 15.9 minutes.
- Scored in double figures once.
- Tallied a season-high 14 points to go with three rebounds and two blocks in 24 minutes on 11/7 vs. Atlanta.
- Missed the final 77 games of the season due to a left tibia stress fracture.

2012-13 HIGHLIGHTS WITH DENVER:

- Appeared in a career-high-tying 79 games, averaging 9.1 points, 4.8 rebounds and 1.99 blocks in 18.1 minutes, shooting a career-high-tying 57.5 percent from the field.
- Scored in double figures 33 times and 20-plus twice... Recorded two double-doubles.
- Tallied 10 points and a season-high 17 rebounds in 25 minutes on 4/15 at Milwaukee.
- Scored a season-high 21 points to go with 11 rebounds and three blocks in 26 minutes on 3/27 at San Antonio.
- Hit his first career three-pointer on 1/1 vs. the L.A. Clippers, finishing with 11 points and seven rebounds.
- Scored 20 points on a perfect 9-of-9 shooting from the field to go with four boards in 30 minutes on 12/7 at Indiana.

2013 POSTSEASON HIGHLIGHTS WITH DENVER:

- Appeared in six postseason games (two starts), averaging 7.2 points, 5.2 rebounds and 1.00 block in 18.7 minutes.
- Made his first career postseason start in Game 5 of the First Round on 4/30 vs. Golden State, tallying 10 points, eight rebounds and three blocks in 20 minutes.

2011-12 HIGHLIGHTS WITH WASHINGTON & DENVER:

- Appeared in 61 games (45 starts), averaging a career-high 11.3 points, 7.8 rebounds and 2.16 blocks in 25.2 minutes, shooting 55.6 percent from the field.
- Appeared in 41 games (40 starts) with Washington, averaging 11.9 points, 8.8 rebounds and 2.46 blocks in 27.4 minutes.
- Appeared in 20 games (five starts) with Denver, averaging 10.3 points, 5.8 rebounds and 1.55 blocks in 20.6 minutes.
- Among NBA leaders, ranked second in blocks per game (2.16).
- Scored in double figures 35 times and 20-plus five times.
- Tallied 15 double-doubles.
- Recorded five games with at least five blocked shots.
- In his Denver debut on 3/21 vs. Detroit, scored 15 points, including the game-winning dunk with five seconds left, to go with seven rebounds and three blocks in 24 minutes.
- Tallied 21 points and 15 rebounds on 3/12 vs. San Antonio.
- Scored a season-high 24 points to go with 13 rebounds on 2/10 vs. Miami.
- Recorded three-straight games with at least 18 points and 11 rebounds (2/10-2/14).
- Scored 23 points, collected a career-high-tying 18 rebounds and blocked a season-high-tying five shots on 1/14 vs. Philadelphia.

2012 POSTSEASON HIGHLIGHTS WITH DENVER:

- Appeared in seven postseason games, averaging playoff career-highs with 8.6 points, 9.6 rebounds and 3.14 blocks in 25.9 minutes.

2010-11 HIGHLIGHTS WITH WASHINGTON:

- Appeared in a career-high-tying 79 games (career-high 75 starts), averaging career-highs in rebounds (8.0), blocks (2.44) and minutes (27.8) to go with 10.1 points, shooting 55.0 percent from the field.
- Among NBA leaders, ranked second in total blocked shots (career-high 193) and blocks per game... Recorded Washington's highest single-season block total since 1989-90.
- Led Washington in total rebounds (634), offensive rebounds (223), games played (79) and starts (75).
- Scored in double figures a career-high 42 times and 20-plus a career-high six times.
- Grabbed double-digit rebounds 28 times... Notched a career-high 21 double-doubles.
- Recorded 10 games with at least five blocked shots.
- Scored a career-high 28 points and grabbed a career-high-tying 18 rebounds on 3/27 at Golden State.
- Tallied his first career triple-double with 11 points, 12 rebounds and a career-high 12 blocks on 3/15 at Chicago, recording the most blocks by any NBA player since 2000-01 and the most in a triple-double effort since Shawn Bradley in 1998.
- Became the first player in Washington franchise history to compete in the Slam Dunk Contest at All-Star Weekend, finishing second to Blake Griffin.
- Collected a career-high 18 rebounds to go with 24 points on 11/23 vs. Philadelphia.
- Missed two games due to flu-like symptoms and one due to a team suspension.

TRAINING CAMP INVITEES

JAVALE MCGEE CONTINUED

2009-10 HIGHLIGHTS WITH WASHINGTON:

- Appeared in 60 games (19 starts), averaging 6.4 points, 4.1 rebounds and 1.68 blocks in 16.1 minutes, shooting 50.8 percent from the field.
- Among NBA leaders, ranked ninth in blocks per game and first in blocks per 48 minutes (5.01).
- Tied with Brendan Haywood with a team-high 101 blocked shots.
- Scored in double figures 17 times and 20-plus twice.
- Grabbed double digit rebounds seven times... Recorded six double-doubles.
- In eight games in the month of April, averaged 13.3 points, 8.5 rebounds and 2.88 blocks in 23.5 minutes.
- Blocked a season-high six shots twice (11/24 vs. Philadelphia; 4/12 at New York).
- Scored 25 points and pulled down 15 rebounds in 30 minutes on 4/6 vs. Golden State, becoming the first player since Kevin McHale on 12/14/84 to record 25-plus points and 15-plus rebounds as a reserve in less than 31 minutes of play.
- Missed one game with a sore right knee.

2008-09 HIGHLIGHTS WITH WASHINGTON:

- Appeared in 75 games (14 starts), averaging 6.5 points, 3.9 rebounds and 1.00 block in 15.2 minutes.
- As a starter, averaged 7.1 points, 3.4 rebounds and 1.57 blocks in 16.4 minutes.
- Scored in double figures 18 times.
- Notched four double-doubles.
- Scored a season-high 18 points three times (1/22 at the L.A. Lakers; 1/31 vs. the L.A. Clippers; 2/10 at Atlanta).
- Grabbed a season-high 11 rebounds three times (11/12 vs. Utah; 2/10 at Atlanta; 3/20 at Denver).
- Blocked a season-high four shots on 12/6 at Chicago.
- Made his first career start on 11/19 at Atlanta, scoring five points and grabbing five rebounds in 23 minutes.
- Made his NBA debut on 10/29 vs. New Jersey, grabbing two rebounds and blocking one shot in nine minutes.

COLLEGIATE HIGHLIGHTS WITH NEVADA:

- Appeared in 66 games over two seasons with Nevada, averaging 8.7 points, 4.8 rebounds and 1.85 blocks in 18.7 minutes.
- Finished his collegiate career ranked fourth on Nevada's all-time blocks list with 122 blocked shots.
- Earned Second Team All-WAC honors and was named to the league's All-Defensive Team as a sophomore in 2008.
- Led the WAC in blocks per game (2.79) as a sophomore.


PERSONAL: Mother, Pamela McGee, was an All-American basketball player at USC who also played and coached in the WNBA... Was the first son of a WNBA player to be drafted in the NBA... Father, George Montgomery, played collegiately at Illinois and was a second round pick of the Portland Trail Blazers in 1985... Hosted his fifth annual Turkey Giveaway in November 2015, feeding over 1,000 families... A native of Flint, Michigan, McGee has pledged to help Flint families and hosted the "Flint PAL Night" benefiting the Flint Police Activities League at the Detroit vs. Dallas game on 4/1/16... At the 11th annual "Seats for Soldiers" game, greeted more than 120 veterans from Brooke Army Medical Reserve in San Antonio... Was an early entry candidate in the 2008 NBA Draft... Attended Detroit Country Day HS and Providence Christian HS in Michigan before playing his senior season at Hales Franciscan in Chicago... Enjoys playing chess and video games... Is on Twitter @JaValeMcGee34.

NBA REGULAR-SEASON RECORD:

Year-Team	G	MIN	FG	FGA	PCT	3FG	3FGA	PCT	FT	FTA	PCT	OFF	DEF	TOT	AST	STL	BLK	PTS	--AVERAGES--			
																			RPG	APG	PPG	
08-09 Washington	75	1143	191	387	.494	0	0	---	107	162	.660	120	174	294	23	33	75	489	3.9	1.0	6.5	
09-10 Washington	60	968	156	307	.508	0	1	.000	74	116	.638	88	155	243	14	16	101	386	4.1	1.7	6.4	
10-11 Washington	79	2193	332	604	.550	0	3	.000	134	230	.583	223	411	634	38	41	193	798	8.0	2.4	10.1	
11-12 WAS/DEN	61	1535	307	552	.556	0	0	---	77	167	.461	163	314	477	31	35	132	691	7.8	2.2	11.3	
12-13 Denver	79	1433	303	527	.575	1	1	1.000	110	186	.591	158	223	381	24	30	157	717	4.8	2.0	9.1	
13-14 Denver	5	79	17	38	.447	0	0	---	1	1	1.000	10	7	17	2	1	7	35	3.4	1.4	7.0	
14-15 DEN/PHI	23	256	42	79	.532	0	0	---	22	33	.667	18	43	61	3	2	20	106	2.7	0.9	4.6	
15-16 Dallas	34	370	77	134	.575	0	1	.000	18	36	.500	53	80	133	3	5	26	172	3.9	0.8	5.1	
TOTALS	416	7977	1425	2628	.542	1	6	.167	543	931	.583	833	1407	2240	138	163	711	3394	5.4	1.7	8.2	

NBA PLAYOFF RECORD:

Year-Team	G	MIN	FG	FGA	PCT	3FG	3FGA	PCT	FT	FTA	PCT	OFF	DEF	TOT	AST	STL	BLK	PTS	--AVERAGES--			
																			RPG	APG	PPG	
2012 Denver	7	181	23	53	.434	0	0	---	14	26	.538	23	44	67	5	5	22	60	9.6	3.1	8.6	
2013 Denver	6	112	18	31	.581	0	0	---	7	18	.389	17	14	31	0	4	6	43	5.2	1.0	7.2	
2016 Dallas	2	14	1	2	.500	0	0	---	2	6	.333	2	1	3	0	1	0	4	1.5	0.0	2.0	
TOTALS	15	307	42	86	.488	0	0	---	23	50	.460	42	59	101	5	10	28	107	6.7	1.9	7.1	



PHIL PRESSEY #26 GUARD

HEIGHT: 5-11

WEIGHT: 175

BIRTHDATE: FEBRUARY 17, 1991

BIRTHPLACE: DALLAS, TX

COLLEGE: MISSOURI

HIGH SCHOOL: DALLAS EPISCOPAL (TX)

NBA EXPERIENCE: 3 YEARS

DRAFTED BY: WAS NOT DRAFTED

HOW ACQUIRED: SIGNED AS A FREE AGENT ON SEPTEMBER 16, 2016

NBA CAREER HIGHLIGHTS:

- Was not selected by an NBA franchise in the 2013 NBA Draft.
- Signed as a free agent with Boston on July 22, 2013.
- Waived by Boston on July 15, 2015.
- Signed as a free agent with Portland on July 24, 2015.
- Waived by Portland on October 23, 2015.
- Claimed off waivers by Utah on October 25, 2015.
- Waived by Utah on October 26, 2015.
- Signed as a free agent with Philadelphia on November 4, 2015.
- Waived by Philadelphia on December 4, 2015.
- Signed a 10-day contract with Phoenix on February 20, 2016.
- Signed a second 10-day contract with Phoenix on March 1, 2016.
- Signed as a free agent with Golden State on September 16, 2016.
- Entering the 2016-17 season, owns career averages of 3.2 points, 2.9 assists, 1.5 rebounds and 13.6 minutes in 148 games (11 starts) over three seasons with Boston, Philadelphia and Phoenix.
- Appeared in two postseason games, logging five minutes.

2015-16 HIGHLIGHTS WITH PHILADELPHIA, PHOENIX & IDAHO (NBA D-LEAGUE):

- Appeared in 23 games with Philadelphia and Phoenix, averaging 3.3 points, 3.3 assists and 1.3 rebounds in 12.3 minutes.
- Appeared in 14 games with Philadelphia, averaging 3.9 points, 3.3 assists and 1.6 rebounds in 12.1 minutes.
- Appeared in nine games with Phoenix, averaging 2.4 points and 3.2 assists in 12.6 minutes.
- Dished out a season-high 10 assists in a season-high 28 minutes on 2/22 at the L.A. Clippers.
- Blocked a career-high three shots on 2/21 vs. San Antonio.
- Scored a season-high 11 points on 11/9 vs. Chicago, connecting on 4-of-6 (.667) from the field, including a season-high two three-pointers (2-of-2 3FG), in 13 minutes.
- Appeared in 31 games (25 starts) with the NBA Development League's Idaho Stampede, averaging 13.7 points, 6.8 assists (fifth in the D-League), 4.4 rebounds and 2.06 steals (tied for second) in 35.5 minutes.
- Dished out 16 assists, his D-League season-high, on 3/15 vs. Oklahoma City.

2014-15 HIGHLIGHTS WITH BOSTON & MAINE (NBA D-LEAGUE):

- Appeared in 50 games, averaging a career-high 3.5 points, 2.3 assists and a career-high 1.6 rebounds in 12.0 minutes.
- Scored in double figures twice.
- Tallied one double-double.
- Scored a season-high 11 points to go with six assists, five rebounds, one steal and one block in 18 minutes on 3/25 vs. Miami.
- Swiped a season-high three steals on 3/16 vs. Philadelphia.
- Dished out a season-high 10 assists and scored 10 points on 3/13 vs. Orlando, recording his lone double-double of the season (third career).
- Appeared in one game with the NBA Development League's Maine Red Claws, tallying 34 points, nine assists, seven rebounds and three steals in 42 minutes on 2/5 vs. Iowa.

2015 POSTSEASON HIGHLIGHTS WITH BOSTON:

- Appeared in two postseason games, logging five minutes.
- Made his NBA playoff debut in Game 1 of the First Round on 4/19 at Cleveland, grabbing one rebound in one minute.

2013-14 HIGHLIGHTS WITH BOSTON:

- Appeared in a career-high 75 games (11 starts), averaging 2.8 points, 3.2 assists and 1.4 rebounds in 15.1 minutes.
- In 11 starts, averaged 8.2 points, 7.2 assists, 3.4 rebounds and 1.55 steals in 31.0 minutes per game.
- Ranked fifth among rookies in assists per game and fifth in steals per game (0.91).

TRAINING CAMP INVITEES

PHIL PRESSEY CONTINUED

- Led the Celtics in assists 15 times, in steals 14 times, in blocks twice and in minutes three times.
- Scored in double figures four times and 20-plus once.
- Recorded two double-doubles.
- Averaged 5.8 points and 7.3 assists in 26.6 minutes over eight games (four starts) during the month of April.
- Matched his career-high with 42 minutes on 4/16 vs. Washington, tallying nine points and 10 assists.
- Tied his career-high with 13 assists on 4/12 at Cleveland, scoring nine points in a career-high 42 minutes... Dished out double-digit assists in back-to-back games for the first time in his career.
- Notched his second career double-double with 10 points and a career-high 13 assists on 4/11 vs. Charlotte.
- Tallied his first career double-double with 12 points and 11 assists on 4/5 at Detroit.
- Swiped a career-high four steals to go with nine points in 19 minutes on 3/31 at Chicago.
- Scored a career-high 20 points, including a career-high five three-pointers (5-of-6 3FG), to go with four assists and two steals in 35 minutes in his second career start on 1/22 at Washington.
- Made his first career NBA start on 1/15 vs. Toronto, dishing out 10 assists in 26 minutes.
- Scored his first NBA points on 11/6 vs. Utah, finishing with two points, three assists and one steal.
- Made his NBA debut on 10/30 at Toronto, logging four minutes.

COLLEGIATE HIGHLIGHTS WITH MISSOURI:

- Appeared in 99 games (81 starts) over three seasons with Missouri, averaging 9.7 points, 5.9 assists, 3.0 rebounds and 1.98 steals in 29.7 minutes.
- Finished his career as Missouri's all-time leader in assists (580) and tied for the career lead in steals (196) with Anthony Peeler.
- Appeared in 34 games (all starts) as a junior in 2012-13, averaging career-highs with 11.9 points and 7.1 assists (ranked 13th in the nation) to go with 3.3 rebounds and 1.79 steals.
- Earned First Team All-SEC and All-SEC Tournament honors.
- Broke his own single-season school record for assists with 240 helpers, just one assist shy of second all-time in SEC history.
- Scored 19 points and dished out an SEC-record-tying 19 assists on 12/28 at UCLA, the most assists in a single game in Division I in 2012-13 and the most by a high-major college player since Michigan State's Mateen Cleaves handed out 20 helpers in 2000... Tallied the first 19-point/19-assist game in Division I or the NBA since John Stockton did so with the Jazz during the 1990-91 season.
- Appeared in 35 games (all starts) as a sophomore in 2011-12, averaging 10.3 points, 6.4 assists (first in the Big 12), 3.3 rebounds and 2.11 steals (first) in 32.1 minutes.
- Ranked first in the Big 12 in assist-to-turnover ratio (2.6).
- Totaled 223 assists, breaking the previous single-season school assist mark of 179 assists set by Lee Coward in 1989-90.
- Became the first player in Missouri history to tally seven double-figure assist games in one season.
- Led the Big 12 Conference and ranked 15th nationally with 74 steals, tying the Missouri sophomore steals record (Lynn Hardy in 1985-86).
- Dished out 12 helpers in the Big 12 Tournament on 3/8 vs. Oklahoma State, the most ever for Missouri player in league tournament.
- Appeared in 30 games (12 starts) as a freshman in 2010-11, averaging 6.5 points, 3.9 assists, 2.3 rebounds and 2.03 steals in 22.3 minutes.
- Broke the Missouri freshman records for assists per game and steals per game.
- Connected on 30 three-pointers (30-of-83 3FG), ninth among freshmen in school history.
- Shot 76.1 percent from the free throw line (35-of-46 FT), ranked among the top 10 for Missouri freshmen.

PERSONAL: Full name is Phil Michael Pressey... Son of Liz and Paul Pressey... Would like to pursue a career in broadcasting or finance after his professional basketball career... Older brother, Matt, was a two-year letter winner at Missouri and sister, Angie, played collegiate volleyball at California... Father, Paul, played 11 seasons in the NBA with Milwaukee, San Antonio and Golden State... Lists his father as the most influential person in his life... Favorite musical artist is Jay-Z.

NBA REGULAR-SEASON RECORD:

Year-Team	G	MIN	FG	FGA	PCT	3FG	3FGA	PCT	FT	FTA	PCT	OFF	DEF	TOT	AST	STL	BLK	PTS	--AVERAGES--		
																			RPG	APG	PPG
13-14 Boston	75	1132	78	253	.308	28	106	.264	29	45	.644	20	85	105	241	68	5	213	1.4	3.2	2.8
14-15 Boston	50	600	64	174	.368	16	65	.246	33	49	.673	13	67	80	117	30	6	177	1.6	2.3	3.5
15-16 PHH/PHO	23	283	30	78	.385	4	18	.222	13	25	.520	3	28	31	75	18	4	77	1.3	3.3	3.3
TOTALS	148	2015	172	505	.341	48	189	.254	75	119	.630	36	180	216	433	116	15	467	1.5	2.9	3.2

TRAINING CAMP INVITEES



ELLIOT WILLIAMS #25 GUARD

HEIGHT: 6-5

WEIGHT: 190

BIRTHDATE: JUNE 20, 1989

BIRTHPLACE: MEMPHIS, TN

COLLEGE: MEMPHIS

HIGH SCHOOL: ST. GEORGE'S INDEPENDENT (TN)

NBA EXPERIENCE: 4 YEARS

DRAFTED BY: PORTLAND, 2010, FIRST ROUND (#22)

HOW ACQUIRED: SIGNED AS A FREE AGENT ON SEPTEMBER 16, 2016

NBA CAREER HIGHLIGHTS:

- Selected by Portland in the first round (22nd overall) of the 2010 NBA Draft.
- Signed as a free agent with Cleveland on September 29, 2013... Waived by Cleveland on October 25, 2013.
- Signed as a free agent with Philadelphia on November 20, 2013... Waived by Philadelphia on October 27, 2014.
- Selected by Golden State's D-League affiliate, the Santa Cruz Warriors, in the first round (second overall) of the 2014 D-League Draft.
- Signed a 10-day contract with Utah on January 7, 2015... Signed a second 10-day contract with Utah on January 17, 2015.
- Signed a 10-day contract with Charlotte on February 4, 2015... Released by Charlotte on February 10, 2015.
- Signed a 10-day contract with New Orleans on March 4, 2015... Signed second 10-day contract with New Orleans on March 14, 2015.
- Signed as a free agent with Charlotte on July 28, 2015... Waived by Charlotte on October 24, 2015.
- Signed a 10-day contract with Memphis on January 8, 2016.
- Signed as a free agent with Golden State on September 16, 2016.
- Named the 2015 NBA D-League Finals Most Valuable Player, helping lead Santa Cruz to its first championship in team history.
- Named an NBA D-League All-Star in back-to-back seasons (2015 & 2016).
- Entering the 2016-17 season, holds NBA career averages of 4.9 points, 1.5 rebounds and 13.5 minutes in 109 games (two starts) over four seasons with Portland, Philadelphia, Utah, New Orleans and Memphis.
- Appeared in 51 NBA D-League games (47 starts), averaging 24.2 points, 6.7 assists, 5.6 rebounds and 1.16 steals in 38.2 minutes over three seasons with Santa Cruz and Delaware.

2015-16 HIGHLIGHTS WITH MEMPHIS, PANATHINAIKOS (GREECE) & SANTA CRUZ (NBA D-LEAGUE):

- Appeared in five games with Memphis, averaging 1.6 points in 9.0 minutes.
- Scored four points in 20 minutes, both NBA season-highs, on 1/16 vs. New York.
- Appeared in 17 games (11 starts) with Panathinaikos in the top basketball league in Greece (HEBA A1), averaging 11.5 points, 2.1 rebounds and 1.8 assists in 21.4 minutes.
- Appeared in 10 games (all starts) with Panathinaikos in Euroleague play, averaging 13.1 points, 2.8 rebounds and 1.0 assist in 26.3 minutes.
- Appeared in 21 games (all starts) with the Warriors' NBA D-League affiliate in Santa Cruz, averaging a team-high 28.4 points to go with 6.8 rebounds, 6.0 assists and 1.14 steals in 41.0 minutes.
- Named an NBA D-League All-Star for the second-straight season.
- Scored a D-League career-high 48 points, the fifth-highest scoring output in a single game in 2015-16, on 16-of-32 (.500) shooting from the field to go with six rebounds and five assists in 44 minutes on 1/23 vs. Rio Grande.
- Scored 40 points in 40 minutes on 12/19 vs. Idaho.
- Named NBA D-League Player of the Month for November, averaging 28.1 points (third-highest in the league in the month of November), 6.6 assists (third) and 8.6 rebounds.

2014-15 HIGHLIGHTS WITH UTAH, NEW ORLEANS & SANTA CRUZ (NBA D-LEAGUE):

- Appeared in 13 games with Utah and New Orleans, averaging 2.8 points in 9.2 minutes.
- Appeared in five games with Utah, averaging 3.6 points in 8.4 minutes.
- Appeared in eight games with New Orleans, averaging 2.4 points in 9.6 minutes.
- Scored an NBA season-high 10 points in 13 minutes with Utah on 1/21 at Cleveland.
- Logged an NBA season-high 21 minutes with Utah on 1/10 at Houston, scoring three points and swiping two steals.
- Appeared in 29 games (25 starts) with the Warriors' NBA D-League affiliate in Santa Cruz, averaging 21.3 points (tied for sixth in the D-League), 4.8 rebounds, 7.4 assists (fifth) and 1.14 steals in 36.0 minutes.
- Named the 2015 NBA D-League Finals Most Valuable Player, helping lead Santa Cruz to its first championship in team history.
- Earned All-NBA D-League Second Team honors.
- Named an NBA D-League All-Star, earning his first career D-League All-Star selection.
- Scored a D-League season-high 33 points twice (11/30 vs. Rio Grande; 2/18 at Texas).
- Appeared in seven postseason games (three starts) with Santa Cruz, averaging 20.7 points (eighth in the D-League), 3.4 rebounds and 4.7 assists (seventh) in 35.6 minutes.

TRAINING CAMP INVITEES

ELLIOT WILLIAMS CONTINUED

- Tied his postseason-high with 31 points on 4/23 at Fort Wayne.
- Hit a D-League postseason-high 11 free throws on 4/20 vs. Austin, scoring a postseason-high 31 points.

2013-14 HIGHLIGHTS WITH PHILADELPHIA & DELAWARE (NBA D-LEAGUE):

- Appeared in a career-high 67 games (two starts) with Philadelphia, averaging career-highs with 6.0 points, 1.9 rebounds, 1.1 assists and 17.3 minutes while shooting 41.5 percent from the field and 73.1 percent from the free throw line.
- Scored in double figures 17 times.
- Dished out a career-high six assists, scored 11 points and grabbed five rebounds on 4/5 vs. Brooklyn.
- Swiped a career-high four steals and scored a season-high-tying 15 points on 4/4 at Boston.
- Grabbed a career-high six rebounds to go with eight points on 3/15 vs. Memphis.
- Scored a season-high-tying 15 points on 2/1 at Detroit.
- Hit a career-high eight free throws on 1/31 vs. Atlanta, finishing with a season-high 15 points and four rebounds.
- Appeared in one game (one start) with Philadelphia's NBA D-League affiliate in Delaware, tallying 19 points, five rebounds and five assists in 41 minutes as a starter on 1/5 at Reno.

2012-13 HIGHLIGHTS WITH PORTLAND:

- Missed entire season due to a torn left Achilles tendon sustained during voluntary workouts on 9/11... Underwent surgery on 9/14.

2011-12 HIGHLIGHTS WITH PORTLAND:

- Appeared in 24 games, averaging 3.7 points in 6.2 minutes, shooting a career-high 50.0 percent from the field.
- Through his last seven games of the season, scored 50 points in his last 64 minutes of playing time.
- Scored 10 points on 2/29 at Denver, scoring in double digits in back-to-back games for the first time in his career.
- Tallied a career-high 17 points on 7-of-10 (.700) shooting from the field on 2/21 vs. San Antonio.
- Injured his left shoulder during practice and missed 26 games, undergoing surgery on 3/30.

2010-11 HIGHLIGHTS WITH PORTLAND:

- Missed the entire season due to surgeries on both knees... Underwent surgery to repair left patella instability on 1/7... Underwent surgery to repair a dislocated right patella on 11/12.

COLLEGIATE HIGHLIGHTS WITH MEMPHIS & DUKE:

- Appeared in 68 games (46 starts) over two seasons with Memphis and Duke, averaging 11.1 points, 3.1 rebounds and 2.2 assists in 24.9 minutes.
- As a sophomore, appeared in 34 games (all starts) with Memphis, averaging a team-high 17.9 points, 4.0 rebounds, 3.8 assists and 1.32 steals in 33.3 minutes.
- Named to the Conference USA First Team and earned Conference USA Newcomer of the Year honors.
- Honored as Conference USA Rookie of the Week four times and Conference USA Player of the Week once.
- Scored a career-high 33 points on 11-of-19 (.579) shooting from the field on 1/9 against Southern Mississippi.
- As a freshman, appeared in 34 games (12 starts) with Duke, averaging 4.2 points and 2.3 rebounds.
- Started during Duke's postseason run to the 2009 NCAA Tournament Sweet 16.
- Helped lead Duke to a 30-7 overall record and an ACC Tournament title.

PERSONAL: Son of Mexwayne and Delois Williams... Has two older brothers, Max and Antwaun, and an older sister, Erica Tamayo... Enjoys video games, chess and NBA trivia... Named a McDonald's All-American after leading St. George's Independent School to a 24-3 record as a senior in 2008... An All-Academic selection in 2006 and 2007... Carried a 3.7 GPA throughout high school... Is on Twitter @ ewill901.

NBA REGULAR-SEASON RECORD:

Year-Team	G	MIN	FG	FGA	PCT	3FG	3FGA	PCT	FT	FTA	PCT	OFF	DEF	TOT	AST	STL	BLK	PTS	--AVERAGES--		
																			RPG	APG	PPG
10-11 Portland	Missed entire season due to injury																				
11-12 Portland	24	149	37	74	.500	8	27	.296	6	18	.333	7	12	19	6	6	3	88	0.8	0.3	3.7
12-13 Portland	Missed entire season due to injury																				
13-14 Philadelphia	67	1157	140	337	.415	37	125	.296	87	119	.731	30	100	130	72	35	3	404	1.9	1.1	6.0
14-15 UTA/NOP	13	119	14	37	.378	8	18	.444	1	4	.250	0	8	8	12	4	0	37	0.6	0.9	2.8
15-16 Memphis	5	45	2	10	.200	1	4	.250	3	4	.750	1	3	4	4	0	0	8	0.8	0.8	1.6
TOTALS	109	1470	193	458	.421	54	174	.310	97	145	.669	38	123	161	94	45	6	537	1.5	0.9	4.9

TRAINING CAMP INVITEES



SCOTT WOOD #10 FORWARD

HEIGHT: 6-6 WEIGHT: 175
 BIRTHDATE: JUNE 21, 1990 BIRTHPLACE: MARION, IN
 COLLEGE: NORTH CAROLINA STATE HIGH SCHOOL: MARION (IN)
 NBA EXPERIENCE: ROOKIE DRAFTED BY: WAS NOT DRAFTED
 HOW ACQUIRED: SIGNED AS A FREE AGENT ON SEPTEMBER 23, 2016

NBA CAREER HIGHLIGHTS:

- Was not selected by an NBA franchise in the 2013 NBA Draft.

2015-16 HIGHLIGHTS WITH UCAM MURICA (SPAIN):

- Appeared in 36 games (16 starts) with UCAM Murcia in the top basketball league in Spain (ACB), averaging 8.5 points and 2.1 rebounds in 20.2 minutes, shooting 44.4 percent from the field, 41.1 percent from three-point range and 100 percent from the free throw line (24-of-24 FT).
- Scored a season-high 33 points in 37 minutes on 2/14 against CAI Zaragoza, connecting on a season-high eight three-pointers (8-of-15 3FG).

2014-15 HIGHLIGHTS WITH UCAM MURICA (SPAIN):

- Appeared in 34 games (18 starts) with UCAM Murcia in the top basketball league in Spain (ACB), averaging 8.7 points and 1.3 rebounds in 20.7 minutes, shooting 41.0 percent from the field, 39.9 percent from three-point range and 86.7 percent from the free throw line.
- Scored a season-high 26 points on 10-of-15 (.667) shooting from the field on 12/21 against Laboral Kutxa Baskonia.

2013-14 HIGHLIGHTS WITH UCAM MURICA (SPAIN):

- Appeared in 33 games (15 starts) with UCAM Murcia in the top basketball league in Spain (ACB), averaging 10.2 points and 1.6 rebounds in 22.7 minutes, shooting 40.5 percent from the field, 40.1 percent from three-point range and 81.1 percent from the free throw line.
- Scored a season-high 25 points on 7-of-15 (.467) from the field (all three-pointers) on 3/29 against RETAbet.es GBC.

COLLEGIATE HIGHLIGHTS WITH NORTH CAROLINA STATE:

- Appeared in 138 games (136 starts) over four seasons at North Carolina State, averaging 10.6 points, 2.7 rebounds and 1.4 assists in 31.7 minutes, shooting 42.3 percent from the field, 41.3 percent from three-point range and 88.6 percent from the free throw line.
- Led the ACC in three-point percentage as a senior and junior.
- Led the Wolfpack in three-point percentage for four consecutive seasons (2009-10 through 2012-13; min. 50 attempts).
- Finished his career as NC State's all-time leader in three-point field goals (334) and free throw percentage (.886; min. 100 attempts).
- Set the school record for games played (138) and started (136) in a career.
- Scored 1,467 career points at NC State, ranking 18th in school history.
- Appeared in 35 games (all starts) as a senior in 2012-13, averaging a career-high 12.6 points, 2.9 rebounds and 1.1 assists in 34.0 minutes, shooting an ACC-best 44.1 percent from three-point range and a single-season school record 91.4 percent from the free throw line (min. 2.0 FTM per game).
- Connected on 104 three-pointers as a senior, tying Rodney Monroe's single-season school record (1990-91).
- Appeared in 36 games (34 starts) as a junior in 2011-12, averaging 12.4 points, 2.3 rebounds and 1.6 assists, shooting an ACC-best 40.9 percent from three-point range and 90.7 percent from the free throw line.
- As a junior, set the ACC record for consecutive free throws made with 66, eclipsing the previous mark held by Duke's J.J. Redick (54, 2003-04).

PERSONAL: Father played college basketball at Western Carolina... Majored in parks recreation tourism - program management at North Carolina State... Played high school basketball at Marion High in Indiana.

INTERNATIONAL PROFESSIONAL RECORD:

Year-Team	G	MIN	FG	FGA	PCT	3FG	3FGA	PCT	FT	FTA	PCT	OFF	DEF	TOT	AST	STL	BLK	PTS	--AVERAGES--		
																			RPG	APG	PPG
13-14 UCAM Murcia	33	748	107	264	.405	91	227	.401	30	37	.811	4	48	52	30	20	6	335	1.6	0.9	10.2
14-15 UCAM Murcia	34	704	96	234	.410	77	193	.399	26	30	.867	4	39	43	23	16	3	295	1.3	0.7	8.7
15-16 UCAM Murcia	36	726	104	234	.444	74	180	.411	24	24	1.000	10	64	74	33	11	5	306	2.1	0.9	8.5
TOTALS	103	2178	307	732	.419	242	600	.403	80	91	.879	18	151	169	86	47	14	936	1.6	0.8	9.1

2016-17 GOLDEN STATE WARRIORS ROSTER

(as of October 6, 2016)

NO	PLAYER	POS	HT	WT	BORN	PRIOR TO NBA/FROM	YEARS
21	Ian Clark	G	6-3	175	3/7/91	Belmont / USA	3
2	Elgin Cook	F	6-6	206	1/14/93	Oregon / USA	R
30	Stephen Curry	G	6-3	190	3/14/88	Davidson / USA	7
35	Kevin Durant	F	6-9	240	9/29/88	Texas / USA	9
23	Draymond Green	F	6-7	230	3/4/90	Michigan State / USA	4
9	Andre Iguodala	G/F	6-6	215	1/28/84	Arizona / USA	12
6	Cameron Jones	G	6-4	185	5/4/89	Northern Arizona / USA	R
15	Damian Jones	C	7-0	245	6/30/95	Vanderbilt / USA	R
34	Shaun Livingston	G	6-7	192	9/11/85	Peoria Central HS (IL) / USA	12
5	Kevon Looney	F	6-9	220	2/6/96	UCLA / USA	1
20	James Michael McAdoo	F	6-9	230	1/4/93	North Carolina / USA	2
0	Patrick McCaw	G	6-7	185	10/25/95	UNLV / USA	R
1	JaVale McGee	C	7-0	270	1/19/88	Nevada / USA	8
27	Zaza Pachulia	C	6-11	270	2/10/84	Ülkerspor / Republic of Georgia	13
26	Phil Pressey	G	5-11	175	2/17/91	Missouri / USA	3
11	Klay Thompson	G	6-7	215	2/8/90	Washington State / USA	5
18	Anderson Varejao	C	6-10	273	9/28/82	FC Barcelona / Brazil	12
3	David West	F	6-9	250	8/29/80	Xavier / USA	13
5	Elliot Williams	G	6-5	190	6/20/89	Memphis / USA	4
10	Scott Wood	F	6-6	175	6/21/90	North Carolina State / USA	R

HEAD COACH

Steve Kerr

ASSISTANT COACHES

Ron Adams, Mike Brown, Jarron Collins

ASSISTANT COACHES/PLAYER DEVELOPMENT

Chris DeMarco, Bruce Fraser, Willie Green

PRONUNCIATIONS:

Stephen (STEFF-in) Curry
 Andre Iguodala (ig-uh-DAH-luh)
 Kevon Looney (keh-VON LOO-nee)
 Zaza Pachulia (Za-Za Pa-CHUL-e-ya)
 Anderson Varejao (vair-a-ZJOW)

NUMERICAL ROSTER

No.	Player	No.	Player
0	Patrick McCaw	18	Anderson Varejao
1	JaVale McGee	20	James Michael McAdoo
2	Elgin Cook	21	Ian Clark
3	David West	23	Draymond Green
5	Kevon Looney	25	Elliot Williams
6	Cameron Jones	26	Phil Pressey
9	Andre Iguodala	27	Zaza Pachulia
10	Scott Wood	30	Stephen Curry
11	Klay Thompson	34	Shaun Livingston
15	Damian Jones	35	Kevin Durant

2015-16 SEASON REVIEW



2015-16 WARRIORS FINAL STATISTICS

GOLDEN STATE WARRIORS 2016-17 MEDIA GUIDE

PLAYER	G	GS	MIN	FG	FGA	PCT	3FG	3FGA	PCT	FT	FTA	PCT	OFF	DEF	TOT	AST	PF	DQ	STL	TO	BLK	PTS	AVG
Curry	79	79	2700	805	1598	.504	402	886	.454	363	400	.908	68	362	430	527	161	0	169	262	15	2375	30.1
K. Thompson	80	80	2666	651	1386	.470	276	650	.425	193	221	.873	35	271	306	166	152	0	60	138	49	1771	22.1
Green	81	81	2808	401	819	.490	100	258	.388	229	329	.696	134	635	769	598	240	2	119	259	113	1131	14.0
Barnes	66	59	2042	295	633	.466	82	214	.383	102	134	.761	77	248	325	117	136	1	41	57	10	774	11.7
Speights	72	0	832	197	456	.432	24	62	.387	94	114	.825	77	162	239	61	117	0	19	66	34	512	7.1
Iguodala	65	1	1732	176	368	.478	54	154	.351	51	83	.614	52	211	263	219	102	0	73	79	19	457	7.0
Ezeli	46	13	770	125	228	.548	0	0	---	70	132	.530	91	166	257	32	94	1	18	38	50	320	7.0
Barbosa	68	0	1079	171	370	.462	39	110	.355	52	62	.839	28	89	117	82	107	0	44	53	10	433	6.4
Livingston	78	3	1520	203	379	.536	2	12	.167	80	93	.860	42	127	169	237	140	0	57	78	27	488	6.3
Bogut	70	66	1451	175	279	.627	1	1	1.000	24	50	.480	121	371	492	162	221	4	33	83	114	375	5.4
Rush	72	25	1055	111	260	.427	65	157	.414	18	28	.643	21	160	181	57	57	1	20	33	23	305	4.2
Clark	66	1	578	89	202	.441	30	84	.357	28	34	.824	13	55	68	64	58	0	17	43	13	236	3.6
McAldoo	41	1	262	45	84	.536	1	2	.500	26	49	.531	30	28	58	17	39	0	10	16	8	117	2.9
Varejao (TOT)	53	0	496	53	124	.427	0	1	.000	32	50	.640	37	104	141	35	70	0	16	22	10	138	2.6
Varejao (GS)	22	0	186	21	48	.438	0	0	---	16	29	.552	13	37	50	15	35	0	5	6	5	58	2.6
J. Thompson	28	1	179	20	42	.476	0	0	---	20	32	.625	10	44	54	19	40	0	4	7	8	60	2.1
Looney	5	0	21	4	7	.571	1	2	.500	0	0	---	4	6	10	0	2	0	0	1	0	9	1.8
WARRIORS	82		19880	3489	7159	.487	1077	2592	.416	1366	1790	.763	816	2972	3788	2373	1701	9	689	1245	498	9421	114.9
OPPONENTS	82		19880	3188	7330	.435	640	1928	.332	1523	2013	.757	937	2662	3599	1823	1627	7	710	1185	336	8539	104.1

2015-16 WARRIORS SINGLE-GAME AVERAGES/HIGHS



SINGLE-GAME HIGHS

PLAYER	MIN	REB	AST	STL	TO	BLK	PTS
Curry	47	14	15	5	9	2	53
K. Thompson	46	7	7	5	7	3	45
Green	50	17	16	6	9	5	29
Barnes	42	11	5	3	3	1	21
Speights	24	10	4	2	4	3	25
Iguodala	44	10	7	5	4	2	20
Ezeli	28	12	3	2	3	5	16
Barbosa	23	6	4	3	3	1	21
Livingston	35	6	10	4	4	2	17
Bogut	36	18	7	3	5	6	19
Rush	35	9	4	1	2	2	20
Clark	37	4	6	2	3	4	21
McAdoo	18	7	2	2	2	3	11
Varejao (TOT)	27	10	3	2	2	2	9
Varejao (GS)	14	6	3	2	2	2	9
J. Thompson	13	4	3	2	2	1	9
Looney	9	8	0	0	1	0	3
WARRIORS	290	67	40	15	24	13	136
OPPONENTS	290	62	32	18	26	11	137

AVERAGE PER GAME

PLAYER	MIN	REB	AST	STL	TO	BLK	PTS
Curry	34.2	5.4	6.7	2.14	3.3	0.19	30.1
K. Thompson	33.3	3.8	2.1	0.75	1.7	0.61	22.1
Green	34.7	9.5	7.4	1.47	3.2	1.40	14.0
Barnes	30.9	4.9	1.8	0.62	0.9	0.15	11.7
Speights	11.6	3.3	0.8	0.26	0.9	0.47	7.1
Iguodala	26.6	4.0	3.4	1.12	1.2	0.29	7.0
Ezeli	16.7	5.6	0.7	0.39	0.8	1.09	7.0
Barbosa	15.9	1.7	1.2	0.65	0.8	0.15	6.4
Livingston	19.5	2.2	3.0	0.73	1.0	0.35	6.3
Bogut	20.7	7.0	2.3	0.47	1.2	1.63	5.4
Rush	14.6	2.5	0.8	0.28	0.5	0.32	4.2
Clark	8.8	1.0	1.0	0.26	0.7	0.20	3.6
McAdoo	6.4	1.4	0.4	0.24	0.4	0.20	2.9
Varejao (TOT)	9.4	2.7	0.7	0.30	0.4	0.19	2.6
Varejao (GS)	8.4	2.3	0.7	0.23	0.3	0.23	2.6
J. Thompson	6.4	1.9	0.7	0.14	0.3	0.29	2.1
Looney	4.1	2.0	0.0	0.00	0.2	0.00	1.8
WARRIORS	242.4	46.2	28.9	8.40	15.2	6.07	114.9
OPPONENTS	242.4	43.9	22.2	8.66	14.5	4.10	104.1

WARRIORS TOP SINGLE-GAME PERFORMANCES

POINTS

- 53..... Stephen Curry, 10/31 at New Orleans
- 51..... Stephen Curry, 2/3 at Washington
- 51..... Stephen Curry, 2/25 at Orlando
- 46..... Stephen Curry, 11/12 at Minnesota
- 46..... Stephen Curry, 2/27 at Oklahoma City (OT)
- 46..... Stephen Curry, 4/13 vs. Memphis
- 45..... Klay Thompson, 1/27 vs. Dallas
- 44..... Stephen Curry, 12/5 at Toronto
- 43..... Klay Thompson, 12/16 vs. Phoenix
- 42..... Stephen Curry, 2/24 at Miami
- 41..... Stephen Curry, 11/27 at Phoenix
- 41..... Stephen Curry, 3/7 vs. Orlando

REBOUNDS

- 18..... Andrew Bogut, 11/14 vs. Brooklyn (OT)
- 17..... Draymond Green, 1/2 vs. Denver (OT)
- 16..... Andrew Bogut, 1/30 at Philadelphia
- 16..... Draymond Green, 3/29 vs. Washington

ASSISTS

- 16..... Draymond Green, 12/31 at Houston
- 15..... Stephen Curry, 4/5 vs. Minnesota (OT)
- 14..... Draymond Green, 1/2 vs. Denver (OT)
- 14..... Draymond Green, 2/27 at Oklahoma City (OT)

STEALS

- 6..... Draymond Green, 2/27 at Oklahoma City (OT)
- 6..... Draymond Green, 4/1 vs. Boston

BLOCKED SHOTS

- 6..... Andrew Bogut, 2/9 vs. Houston
- 5..... Draymond Green, 12/11 at Boston (OT)
- 5..... Andrew Bogut, 12/12 at Milwaukee
- 5..... Festus Ezeli, 1/16 at Detroit
- 5..... Draymond Green, 2/3 at Washington
- 5..... Andrew Bogut, 2/22 at Atlanta

FIELD GOALS MADE

- 20..... Stephen Curry, 2/25 at Orlando
- 19..... Stephen Curry, 2/3 at Washington
- 17..... Stephen Curry, 10/31 at New Orleans
- 16..... Klay Thompson, 12/31 at Houston

THREE-POINT FIELD GOALS MADE

- 12..... Stephen Curry, 2/27 at Oklahoma City (OT)
- 11..... Stephen Curry, 2/3 at Washington
- 10..... Klay Thompson, 12/8 at Indiana
- 10..... Stephen Curry, 2/25 at Orlando
- 10..... Klay Thompson, 3/18 at Dallas
- 10..... Stephen Curry, 4/13 vs. Memphis

MINUTES

- 50..... Draymond Green, 12/11 at Boston (OT)
- 47..... Stephen Curry, 12/11 at Boston (OT)
- 46..... Klay Thompson, 1/2 vs. Denver (OT)

2015-16 WARRIORS HOME/ROAD STATISTICS

2015-16 HOME GAME STATISTICS (39-2)

PLAYER	G	GS	MIN	FG	FGA	PCT	3FG	3FGA	PCT	FT	FTA	PCT	OFF	DEF	TOT	AST	PF	DQ	STL	TO	BLK	PTS	AVG
Curry	40	40	1354	387	775	.499	195	438	.445	171	187	.914	27	177	204	272	79	0	91	114	5	1140	28.5
K.Thompson	40	40	1331	325	697	.466	136	319	.426	95	106	.896	21	135	156	87	67	0	24	69	24	881	22.0
Green	41	41	1413	206	439	.469	55	142	.387	118	156	.756	77	325	402	296	115	1	70	124	55	585	14.3
Barnes	34	31	1060	150	310	.484	40	105	.381	60	75	.800	51	136	187	67	69	1	16	31	5	400	11.8
Speights	36	0	445	112	251	.446	21	46	.457	57	72	.792	42	88	130	31	72	0	10	33	15	302	8.4
Ezeli	23	6	366	64	107	.598	0	0	---	29	54	.537	39	80	119	19	42	0	9	18	26	157	6.8
Livingston	39	1	743	112	193	.580	0	5	.000	41	50	.820	23	66	89	124	75	0	23	41	14	265	6.8
Barbosa	36	0	594	91	195	.467	20	55	.364	32	35	.914	17	54	71	42	60	0	27	28	6	234	6.5
Iguodala	30	1	779	72	157	.459	19	64	.297	23	39	.590	21	89	110	102	38	0	30	41	7	186	6.2
Bogut	37	35	769	98	150	.653	1	1	1.000	15	25	.600	69	196	265	91	117	2	20	45	64	212	5.7
Rush	35	10	479	56	124	.452	37	80	.463	6	10	.600	9	69	78	29	30	1	7	18	11	155	4.4
Clark	31	0	285	40	86	.465	10	33	.303	16	19	.842	5	27	32	32	26	0	13	21	3	106	3.4
J.Thompson	10	0	74	11	22	.500	0	0	---	9	14	.643	5	15	20	12	14	0	3	5	2	31	3.1
McAdoe	23	0	144	27	45	.600	1	2	.500	15	32	.469	14	21	35	8	21	0	5	10	7	70	3.0
Varejao	13	0	100	14	29	.483	0	0	---	13	20	.650	10	20	30	6	18	0	3	3	4	41	3.2
Looney	1	0	6	1	1	1.000	0	0	---	0	0	---	0	2	2	0	1	0	0	0	0	2	2.0
WARRIORS	41		9940	1766	3581	.493	535	1290	.415	700	894	.783	430	1500	1930	1218	844	5	351	615	248	4767	116.3
OPPONENTS	41		9940	1567	3634	.431	309	964	.321	734	980	.749	463	1298	1761	932	800	4	355	606	152	4177	101.9

2015-16 ROAD GAME STATISTICS (34-7)

PLAYER	G	GS	MIN	FG	FGA	PCT	3FG	3FGA	PCT	FT	FTA	PCT	OFF	DEF	TOT	AST	PF	DQ	STL	TO	BLK	PTS	AVG
Curry	39	39	1346	418	823	.508	207	448	.462	192	213	.901	41	185	226	255	82	0	78	148	10	1235	31.7
K.Thompson	40	40	1335	326	689	.473	140	331	.423	98	115	.852	14	136	150	79	85	0	36	69	25	890	22.3
Green	40	40	1395	195	380	.513	45	116	.388	111	173	.642	57	310	367	302	125	1	49	135	58	546	13.7
Barnes	32	28	982	145	323	.449	42	109	.385	42	59	.712	26	112	138	50	67	0	25	26	5	374	11.7
Iguodala	35	0	952	104	211	.493	35	90	.389	28	44	.636	31	122	153	117	64	0	43	38	12	271	7.7
Ezeli	23	7	404	61	121	.504	0	0	---	41	78	.526	52	86	138	13	52	1	9	20	24	163	7.1
Barbosa	32	0	485	80	175	.457	19	55	.345	20	27	.741	11	35	46	40	47	0	17	25	4	199	6.2
Speights	36	0	388	85	205	.415	3	16	.188	37	42	.881	35	74	109	30	45	0	9	33	19	210	5.8
Livingston	39	2	776	91	186	.489	2	7	.286	39	43	.907	19	61	80	113	65	0	34	37	13	223	5.7
Bogut	33	31	683	77	129	.597	0	0	---	9	25	.360	52	175	227	71	104	2	13	38	50	163	4.9
Rush	37	15	576	55	136	.404	28	77	.364	12	18	.667	12	91	103	28	27	0	13	15	12	150	4.1
Clark	35	1	293	49	116	.422	20	51	.392	12	15	.800	8	28	36	32	32	0	4	22	10	130	3.7
McAdoe	18	1	117	18	39	.462	0	0	---	11	17	.647	16	7	23	9	18	0	5	6	1	47	2.6
Varejao	9	0	86	7	19	.368	0	0	---	3	9	.333	3	17	20	9	17	0	2	3	1	17	1.9
Looney	4	0	15	3	6	.500	1	2	.500	0	0	---	4	4	8	0	1	0	0	1	0	7	1.8
J.Thompson	18	1	105	9	20	.450	0	0	---	11	18	.611	5	29	34	7	26	0	1	2	6	29	1.6
WARRIORS	41		9940	1723	3578	.482	542	1302	.416	666	896	.743	386	1472	1858	1155	857	4	338	630	250	4654	113.5
OPPONENTS	41		9940	1621	3696	.439	331	964	.343	789	1033	.764	474	1364	1838	891	827	3	355	579	184	4362	106.4

2015-16 WARRIORS WINS/LOSSES



2015-16 WINS (73)

PLAYER	G	GS	MIN	FG	FGA	PCT	3FG	3FGA	PCT	FT	FTA	PCT	OFF	DEF	TOT	AST	PF	DQ	STL	TO	BLK	PTS	AVG
Curry	71	71	2411	731	1420	.515	367	787	.466	329	364	.904	56	329	385	472	145	0	154	229	14	2158	30.4
K. Thompson	71	71	2360	588	1232	.477	261	592	.441	175	197	.888	31	244	275	147	136	0	54	121	47	1612	22.7
Green	73	73	2526	365	735	.497	90	230	.391	209	302	.692	121	577	698	539	211	1	105	220	104	1029	14.1
Barnes	59	53	1823	266	561	.474	69	186	.371	98	130	.754	69	227	296	104	121	1	36	53	10	699	11.8
Speights	64	0	745	181	406	.446	23	60	.383	85	104	.817	65	149	214	59	111	0	14	59	29	470	7.3
Iguodala	59	1	1584	166	334	.497	53	143	.371	48	79	.608	51	188	239	200	88	0	66	70	16	433	7.3
Ezeli	42	13	715	114	207	.551	0	0	---	65	121	.537	80	158	238	32	87	1	15	35	44	293	7.0
Barbosa	60	0	960	156	326	.479	34	93	.366	44	51	.863	23	78	101	78	98	0	41	45	10	390	6.5
Livingston	69	2	1351	183	340	.538	2	12	.167	71	84	.845	35	114	149	218	122	0	49	68	25	439	6.4
Bogut	62	58	1270	150	242	.620	1	1	1.000	22	47	.468	110	323	433	142	197	4	28	74	98	323	5.2
Rush	63	21	888	100	224	.446	61	135	.452	15	22	.682	19	138	157	52	48	1	16	29	20	276	4.4
Clark	59	1	518	74	175	.423	24	75	.320	25	30	.833	12	54	66	63	49	0	16	39	12	197	3.3
McAdoo	37	1	229	41	77	.532	1	2	.500	22	44	.500	27	28	55	12	34	0	9	15	8	105	2.8
Varejao	19	0	158	16	41	.390	0	0	---	15	23	.652	11	33	44	11	28	0	5	6	5	47	2.5
J. Thompson	24	0	145	19	35	.543	0	0	---	12	20	.600	7	37	44	17	34	0	3	7	6	50	2.1
Looney	4	0	12	3	5	.600	1	1	1.000	0	0	---	0	2	2	0	2	0	0	1	0	7	1.8
WARRIORS	73		17695	3153	6360	.496	987	2317	.426	1235	1618	.763	717	2679	3396	2146	1511	8	611	1093	448	8528	116.8
OPPONENTS	73		17695	2808	6535	.430	557	1726	.323	1350	1789	.755	839	2332	3171	1602	1451	7	625	1051	291	7523	103.1

2015-16 LOSSES (9)

PLAYER	G	GS	MIN	FG	FGA	PCT	3FG	3FGA	PCT	FT	FTA	PCT	OFF	DEF	TOT	AST	PF	DQ	STL	TO	BLK	PTS	AVG
Curry	8	8	289	74	178	.416	35	99	.354	34	36	.944	12	33	45	55	16	0	15	33	1	217	27.1
K. Thomson	9	9	307	63	154	.409	15	58	.259	18	24	.750	4	27	31	19	16	0	6	17	2	159	17.7
Green	8	8	282	36	84	.429	10	28	.357	20	27	.741	13	58	71	59	29	1	14	39	9	102	12.8
Barnes	7	6	219	29	72	.403	13	28	.464	4	4	1.000	8	21	29	13	15	0	5	4	0	75	10.7
Ezeli	4	0	55	11	21	.524	0	0	---	5	11	.455	11	8	19	0	7	0	3	3	6	27	6.8
Bogut	8	8	181	25	37	.676	0	0	---	2	3	.667	11	48	59	20	24	0	5	9	16	52	6.5
Clark	7	0	60	15	27	.556	6	9	.667	3	4	.750	1	1	2	1	9	0	1	4	1	39	5.6
Livingston	9	1	169	20	39	.513	0	0	---	9	9	1.000	7	13	20	19	18	0	8	10	2	49	5.4
Barbosa	8	0	119	15	44	.341	5	17	.294	8	11	.727	5	11	16	4	9	0	3	8	0	43	5.4
Speights	8	0	87	16	50	.320	1	2	.500	9	10	.900	12	13	25	2	6	0	5	7	5	42	5.3
Iguodala	6	0	148	10	34	.294	1	11	.091	3	4	.750	1	23	24	19	14	0	7	9	3	24	4.0
Rush	9	4	166	11	36	.306	4	22	.182	3	6	.500	2	22	24	5	9	0	4	4	3	29	3.2
McAdoo	4	0	33	4	7	.571	0	0	---	4	5	.800	3	0	3	5	5	0	1	1	0	12	3.0
J. Thompson	4	1	34	1	7	.143	0	0	---	8	12	.667	3	7	10	2	6	0	1	0	2	10	2.5
Varejao	3	0	28	5	7	.714	0	0	---	1	6	.167	2	4	6	4	7	0	0	0	0	11	3.7
Looney	1	0	9	1	2	.500	0	1	.000	0	0	---	4	4	8	0	0	0	0	0	0	2	2.0
WARRIORS	9		2185	336	799	.421	90	275	.327	131	172	.762	99	293	392	227	190	1	78	152	50	893	99.2
OPPONENTS	9		2185	380	795	.478	83	202	.411	173	224	.772	98	330	428	221	176	0	85	134	45	1016	112.9

2015-16 WARRIORS GAME-BY-GAME RESULTS

DATE	OPP.	W/L	SCORE	REC.	ATT.	GS PTS	GS REB	GS AST	OPP. PTS	OPP. REB	OPP. AST
10/27	vs. NOP	W	111-95	1-0	19,596	Curry 40	Barnes 9	Curry 7	Davis 18	Anderson/Davis 6	Smith 9
10/30	at HOU	W	112-92	2-0	18,142	Curry 25	Three tied 7	Green 7	Harrell 17	Capela 8	Harden/Laws. 5
10/31	at NOP	W	134-120	3-0	18,406	Curry 53	Barnes/Iguod. 7	Curry 9	Davis 26	Davis 15	Holiday 6
11/2	vs. MEM	W	119-69	4-0	19,596	Curry 30	Ezeli 10	Green 8	Gasol 13	Gasol 9	Conley/Udrih 5
11/4	vs. LAC	W	112-108	5-0	19,596	Curry 31	Barnes 9	Three tied 5	Paul 24	Jordan 13	Paul 9
11/6	vs. DEN	W	119-104	6-0	19,596	Curry 34	Green 9	Curry 10	Gallinari 25	Fariied 11	Three tied 5
11/7	at SAC	W	103-94	7-0	17,317	Curry 24	Ezeli 12	Green 7	Belinelli/Gay 22	Rondo 12	Rondo 15
11/9	vs. DET	W	109-95	8-0	19,596	Thompson 24	Green 10	Green 9	Jack./Johns. 20	Drummond 15	Jackson 5
11/11	at MEM	W	100-84	9-0	18,119	Curry 28	Bogut/Thomp. 7	Curry 5	Gasol 26	Ja. Green 9	Conley 9
11/12	at MIN	W	129-116	10-0	16,130	Curry 46	Green 8	Green 12	Wiggins 19	Towns 11	Martin 6
11/14	vs. BKN	W	107-99*	11-0	19,596	Curry 34	Bogut 18	Green 12	Jack 28	Hollis-Jeffery. 13	Jack 9
11/17	vs. TOR	W	115-110	12-0	19,596	Curry 37	Green 9	Curry 9	DeRo./Lowry 28	Valanciunas 11	DeRo./Joseph 6
11/19	at LAC	W	124-117	13-0	19,528	Curry 40	Curry 11	Green 9	Paul 35	Jordan 10	Paul 9
11/20	vs. CHI	W	106-94	14-0	19,596	Curry 27	Barnes/Green 9	Green 5	Butler 28	Gasol/Mirotic 10	Butler 7
11/22	at DEN	W	118-105	15-0	17,689	Thompson 21	Green 7	Curry/Thomp. 7	Arthur 21	Jokic 11	Mudiay 8
11/24	vs. LAL	W	111-77	16-0	19,596	Curry 24	Iguodala 9	Curry 9	Three tied 10	Four tied 6	World Peace 3
11/27	at PHO	W	135-116	17-0	18,055	Curry 41	Green 10	Green 10	Warren 28	Warren 6	Bledsoe 7
11/28	vs. SAC	W	120-101	18-0	19,596	Curry 19	Green/Ezeli 11	Green 12	Gay 20	Four tied 7	Rondo 7
11/30	at UTA	W	106-103	19-0	19,911	Curry 26	Green 9	Green 7	Hayward 24	Gobert 11	Hayward 4
12/2	at CHA	W	117-99	20-0	19,542	Curry 40	Bogut/Green 11	Green 9	Batum 17	Batum 8	Roberts 5
12/5	at TOR	W	112-109	21-0	20,160	Curry 44	Ezeli 10	Curry 7	Lowry 41	Patterson 10	Lowry 7
12/6	at BKN	W	114-98	22-0	17,732	Curry 28	Green/Iguod. 9	Green 7	Young 25	Young 14	Larkin 6
12/8	at IND	W	131-123	23-0	18,165	Thompson 39	Bogut 10	Curry 10	George 33	S. Hill 9	George 6
12/11	at BOS	W	124-119**	24-0	18,624	Curry 38	Ezeli 12	Curry/Green 8	Olynyk 28	Sullinger 13	Thomas 10
12/12	at MIL	L	95-108	24-1	18,717	Curry 28	Green 11	Three tied 5	Monroe 28	Antetokoun. 12	Antetokoun. 8
12/16	vs. PHO	W	128-103	25-1	19,596	Thompson 43	Bogut 12	Green 10	Teletovic 24	Warren 8	Bledsoe 8
12/18	vs. MIL	W	121-112	26-1	19,596	Thompson 27	Curry/Ezeli 10	Curry 9	Carter-Will. 24	Monroe 13	Monroe 7
12/23	vs. UTA	W	103-85	27-1	19,596	Thompson 20	Bogut 13	Curry 9	Favors 17	Favors 9	Three tied 3
12/25	vs. CLE	W	89-83	28-1	19,596	Green 22	Green 15	Curry/Green 7	James 25	Love 18	Love 4
12/28	vs. SAC	W	122-103	29-1	19,596	Thompson 29	Curry 14	Curry 10	Casspi 36	Acy 10	Collison 11
12/30	at DAL	L	91-114	29-2	20,494	Clark 21	Bogut 10	Green/Living. 4	Barea 23	Pachulia 15	Barea 6
12/31	at HOU	W	114-110	30-2	18,313	Thompson 38	Bogut/Green 11	Green 16	Harden 30	Howard 13	Harden/Howard 5
1/2	vs. DEN	W	111-108*	31-2	19,596	Green 29	Green 17	Green 14	Gallinari 24	Barton 13	Barton/Nelson 7
1/4	vs. CHA	W	111-101	32-2	19,596	Curry/Thom. 30	Green 15	Green 10	Lamb/Walker 22	Zeller 10	Hawes 4
1/5	at LAL	W	109-88	33-2	18,997	Thompson 36	Green 12	Clark/Curry 6	Clarkson 23	Randle 9	Huertas 5
1/8	at POR	W	128-108	34-2	20,035	Thompson 36	Green 13	Green 10	Lillard 40	Aminu/Davis 7	Lillard 10
1/9	at SAC	W	128-116	35-2	17,317	Curry 38	Bogut 11	Curry 11	Cousins 33	Cousins 10	Rondo 12
1/11	vs. MIA	W	111-103	36-2	19,596	Curry 31	Green 12	Three tied 6	Wade 20	Bosh 12	Wade 11
1/13	at DEN	L	110-112	36-3	18,004	Curry 38	Bogut 7	Curry 9	Gallinari 28	Arthur 11	Nelson 9
1/14	vs. LAL	W	116-98	37-3	19,596	Curry 26	Green 9	Green 5	Clarkson 22	Randle 9	Four tied 3
1/16	at DET	L	95-113	37-4	21,584	Curry 38	Ezeli 10	Green 9	KCP/Jackson 20	Drummond 21	Jackson 8

-CONTINUED ON NEXT PAGE-

* = overtimes

2015-16 WARRIORS GAME-BY-GAME RESULTS



DATE	OPP.	W/L	SCORE	REC.	ATT.	GS PTS	GS REB	GS AST	OPP. PTS	OPP. REB	OPP. AST
1/18	at CLE	W	132-98	38-4	20,562	Curry 35	Green 7	Green 10	James 16	Dellavedova 6	Love 6
1/20	at CHI	W	125-94	39-4	23,152	Curry 25	Bogut 12	Curry 11	Rose 29	Gasol/Portis 8	Six tied 2
1/22	vs. IND	W	122-110	40-4	19,596	Curry 39	Barnes/Green 11	Curry 12	Turner 31	Turner 8	Young 8
1/25	vs. SAS	W	120-90	41-4	19,596	Curry 37	Green 9	Green 6	Leonard 16	Marjanovic 6	Three tied 3
1/27	vs. DAL	W	127-107	42-4	19,596	Thompson 45	Bogut 9	Curry 9	Parsons 23	Parsons 7	Three tied 3
1/30	at PHI	W	108-105	43-4	20,798	Thompson 32	Bogut 16	Green 9	Canaan 18	Covington 13	Smith 9
1/31	at NYK	W	116-95	44-4	19,812	Thompson 34	Bogut 12	Green 10	Anthony 24	Anthony 10	Galloway 5
2/3	at WAS	W	134-121	45-4	20,356	Curry 51	Green 10	Green 12	Wall 41	Gortat 8	Wall 10
2/6	vs. OKC	W	116-108	46-4	19,596	Curry 26	Green 14	Curry 10	Durant 40	Kanter 15	Westbrook 12
2/9	vs. HOU	W	123-110	47-4	19,596	Curry 35	Bogut 11	Curry 9	Harden 37	Howard 15	Beverley 7
2/10	at PHO	W	112-104	48-4	18,055	Curry 26	Bogut/Curry 9	Curry 9	Goodwin 20	Chandler 10	Booker 10
2/19	at POR	L	105-137	48-5	20,100	Curry 31	Green 12	Green 8	Lillard 51	Davis/Harkless 8	Lillard/McColl. 7
2/20	at LAC	W	115-112	49-5	19,585	Thompson 32	Green 11	Green 10	Crawford 25	Jordan 21	Paul 6
2/22	at ATL	W	102-92	50-5	19,330	Curry 36	Green 14	Green 9	Horford 23	Horford 16	Three tied 6
2/24	at MIA	W	118-112	51-5	19,899	Curry 42	Green 11	Curry 7	Wade 32	Whiteside 13	Dragic/Wade 7
2/25	at ORL	W	130-114	52-5	19,189	Curry 51	Curry 7	Curry/Green 8	Fournier 20	Vucevic 9	Payton 6
2/27	at OKC	W	121-118*	53-5	18,203	Curry 46	Green 14	Green 14	Durant 37	Ibaka 20	Westbrook 13
3/1	vs. ATL	W	109-105*	54-5	19,596	Thompson 26	Green 13	Green 9	Millsap 19	Baze./Horford 9	Schroder 9
3/3	vs. OKC	W	121-106	55-5	19,596	Curry 33	Green 8	Livingston 8	Durant 32	Roberson 11	Durant 9
3/6	at LAL	L	95-112	55-6	18,997	Curry 18	Green 10	Green 9	Clarkson 25	Randle 14	Huertas 9
3/7	vs. ORL	W	119-113	56-6	19,596	Curry 41	Curry 13	Green 10	Three tied 20	Gordon 16	Oladipo 8
3/9	vs. UTA	W	115-94	57-6	19,596	Thompson 23	Green 7	Curry 10	Burke 18	Gobert 15	Mack 8
3/11	vs. POR	W	128-112	58-6	19,596	Thompson 37	Green 13	Green 7	McCollum 18	Leonard 13	Lillard 5
3/12	vs. PHO	W	123-116	59-6	19,596	Curry 35	Barnes/Speig. 9	Three tied 6	Knight 30	Len 13	Booker 11
3/14	vs. NOP	W	125-107	60-6	19,596	Curry 27	Green 12	Curry 5	Davis/Douglas	Davis 12	Douglas 8
3/16	vs. NYK	W	121-85	61-6	19,596	Curry 34	Green 11	Green 10	Anthony 18	Porzingis 7	Anthony 6
3/18	at DAL	W	130-112	62-6	20,515	Thompson 39	Curry 9	Curry 10	Nowitzki 24	Lee 16	Barea/Will. 7
3/19	at SAS	L	79-87	62-7	18,825	Thompson 15	Green 9	Green 8	Aldridge 26	Leonard 14	Parker 6
3/21	at MIN	W	109-104	63-7	19,452	Green 24	Green 9	Curry 11	Wiggins 25	Towns 11	Rubio 11
3/23	vs. LAC	W	114-98	64-7	19,596	Curry 33	Green 12	Curry 5	Jordan 19	Jordan 20	Paul 8
3/25	vs. DAL	W	128-120	65-7	19,596	Thompson 40	Curry 8	Green 10	Matthews 26	Pachulia 13	Barea/Lee 6
3/27	vs. PHI	W	117-105	66-7	19,596	Thompson 40	Green 11	Green 11	Landry 22	Covington 11	Smith 10
3/29	vs. WAS	W	102-94	67-7	19,596	Curry 26	Green 16	Green 9	Beal 17	Gortat 10	Wall 11
3/30	at UTA	W	103-96*	68-7	19,911	Curry 31	Barnes 11	Green 6	Hayward 21	Gobert 18	Mack 9
4/1	vs. BOS	L	106-109	68-8	19,596	Curry 29	Green 9	Green 7	Thomas 22	Sullinger 12	Smart/Thomp. 6
4/3	vs. POR	W	136-111	69-8	19,596	Curry 39	Green 10	Green 10	Lillard 38	Harkless 10	Plumlee 6
4/5	vs. MIN	L	117-124*	69-9	19,596	Thompson 28	Bogut 15	Curry 15	Muhammad 35	Towns 12	Rubio 9
4/7	vs. SAS	W	112-101	70-9	19,596	Curry 27	Bogut 11	Curry 9	Leonard 23	Anderson 11	West 7
4/9	at MEM	W	100-99	71-9	18,119	Green 23	Green 11	Curry 8	Barnes 24	Barnes 15	Three tied 3
4/10	at SAS	W	92-86	72-9	18,658	Curry 37	Iguodala 7	Curry 5	Aldridge 24	Leonard 13	Leonard 5
4/13	vs. MEM	W	125-104	73-9	19,596	Curry 46	Green 9	Livingston 10	Randolph 24	Barnes 9	Barnes 6

2015-16 WARRIORS GAME-BY-GAME STATISTICS

DATE	OPP.	FG	FGA	PCT.	3FG	3FGA	PCT.	FT	FTA	PCT.	ORB	DRB	REB	AST	STL	BLK	TO	PF	PTS
10/27	vs. NOP	41	96	.427	9	30	.300	20	22	.909	21	35	56	29	8	7	20	29	111
10/30	at HOU	43	93	.462	9	26	.346	17	25	.680	11	36	47	26	9	4	8	24	112
10/31	at NOP	46	84	.548	17	30	.567	25	35	.714	3	35	38	26	10	4	10	24	134
11/2	vs. MEM	43	84	.512	11	25	.440	22	30	.733	10	55	65	32	8	13	14	15	119
11/4	vs. LAC	39	85	.459	10	26	.385	24	31	.774	9	33	42	28	4	5	12	22	112
11/6	vs. DEN	46	93	.495	17	37	.459	10	18	.556	13	40	53	40	10	6	20	22	119
11/7	at SAC	38	92	.413	8	39	.205	19	22	.864	15	31	46	27	13	2	18	15	103
11/9	vs. DET	43	91	.473	12	21	.571	11	13	.846	13	28	41	29	13	4	16	18	109
11/11	at MEM	36	75	.480	11	27	.407	17	23	.739	7	29	36	22	12	8	23	30	100
11/12	at MIN	48	89	.539	18	38	.474	15	16	.938	6	27	33	34	8	7	11	25	129
11/14	vs. BKN*	43	97	.443	12	34	.353	9	10	.900	11	39	50	31	9	10	15	19	107
11/17	vs. TOR	43	80	.538	11	29	.379	18	27	.667	9	25	34	31	10	6	20	29	115
11/19	at LAC	38	73	.521	17	30	.567	31	36	.861	8	36	44	31	4	4	19	20	124
11/20	vs. CHI	39	79	.494	10	29	.345	18	24	.750	11	38	49	20	7	6	16	15	106
11/22	at DEN	47	89	.528	15	29	.517	9	13	.692	11	35	46	35	15	8	21	25	118
11/24	vs. LAL	45	92	.489	12	35	.343	9	15	.600	12	36	48	32	9	6	8	13	111
11/27	at PHO	46	81	.568	22	38	.579	21	31	.677	11	42	53	32	7	9	24	26	135
11/28	vs. SAC	39	80	.488	16	30	.533	26	31	.839	13	35	48	32	8	7	16	19	120
11/30	at UTA	40	82	.488	14	29	.483	12	15	.800	14	31	45	21	2	5	15	19	106
12/2	at CHA	46	88	.523	16	34	.471	8	11	.727	11	42	53	31	2	9	21	23	116
12/5	at TOR	35	73	.479	16	30	.533	26	36	.722	8	35	43	22	2	5	12	24	112
12/6	at BKN	44	86	.512	14	33	.424	12	23	.522	10	36	46	25	9	9	12	18	114
12/8	at IND	52	95	.547	16	36	.444	11	15	.733	10	36	46	29	10	6	15	19	131
12/11	at BOS**	42	107	.393	9	31	.290	31	39	.795	17	50	67	28	10	11	18	22	124
12/12	at MIL	36	88	.409	6	26	.231	17	25	.680	15	32	47	23	10	7	17	20	95
12/16	vs. PHO	46	88	.523	15	32	.469	21	27	.778	9	40	49	32	12	4	17	17	128
12/18	vs. MIL	42	87	.483	9	26	.346	28	37	.757	15	31	46	31	7	4	15	22	121
12/23	vs. UTA	39	83	.470	9	23	.391	16	16	1.000	9	31	40	26	10	9	16	11	103
12/25	vs. CLE	32	78	.410	5	18	.278	20	27	.741	8	41	49	21	7	10	16	19	89
12/28	vs. SAC	43	89	.483	20	42	.476	16	24	.667	13	46	59	33	12	8	18	25	122
12/30	at DAL	33	81	.407	7	19	.368	18	24	.750	8	29	37	20	9	0	12	18	91
12/31	at HOU	43	84	.512	11	23	.478	17	27	.630	12	31	43	35	8	5	18	20	114
1/2	vs. DEN*	43	86	.500	10	28	.357	15	23	.652	9	38	47	34	9	5	14	22	111
1/4	vs. CHA	45	87	.517	15	34	.441	6	6	1.000	3	34	37	32	4	9	11	19	111
1/5	at LAL	40	86	.465	13	30	.433	16	21	.762	10	44	54	26	9	9	11	17	109
1/8	at POR	46	87	.529	18	32	.563	18	21	.857	5	43	48	36	6	5	15	20	128
1/9	at SAC	49	87	.563	19	37	.514	11	15	.733	9	39	48	35	5	8	18	25	128
1/11	vs. MIA	41	86	.477	7	23	.304	22	30	.733	9	40	49	25	5	1	9	18	111
1/13	at DEN	42	88	.477	10	26	.385	16	20	.800	7	32	39	25	9	11	13	25	110
1/14	vs. LAL	43	86	.500	13	33	.394	17	20	.850	12	35	47	26	12	4	20	17	116
1/16	at DET	34	94	.362	10	26	.385	17	23	.739	14	33	47	18	6	9	13	16	95

-CONTINUED ON NEXT PAGE-

* = overtimes

2015-16 WARRIORS GAME-BY-GAME STATISTICS



DATE	OPP.	FG	FGA	PCT.	3FG	3FGA	PCT.	FT	FTA	PCT.	ORB	DRB	REB	AST	STL	BLK	TO	PF	PTS
1/18	at CLE	46	85	.541	19	40	.475	21	27	.778	6	31	37	33	7	2	8	25	132
1/20	at CHI	50	95	.526	12	32	.375	13	20	.650	12	43	55	38	8	9	10	17	125
1/22	vs. IND	43	90	.478	14	33	.424	22	25	.880	14	36	50	31	9	4	17	24	122
1/25	vs. SAS	44	85	.518	11	26	.423	21	25	.840	10	35	45	31	15	3	21	25	120
1/27	vs. DAL	47	81	.580	14	29	.483	19	21	.905	7	33	40	33	5	4	9	18	127
1/30	at PHI	47	95	.495	13	30	.433	1	2	.500	12	45	57	37	5	7	23	18	108
1/31	at NYK	42	73	.575	16	29	.552	16	23	.696	3	41	44	31	8	5	18	21	116
2/3	at WAS	49	93	.527	20	42	.476	16	29	.552	11	38	49	35	10	5	18	24	134
2/6	vs. OKC	48	97	.495	7	26	.269	13	20	.650	13	33	46	24	7	4	10	23	116
2/9	vs. HOU	44	94	.468	12	34	.353	23	26	.885	14	35	49	28	5	6	12	26	123
2/10	at PHO	37	89	.416	14	40	.350	24	29	.828	8	42	50	24	12	7	13	22	112
2/19	at POR	36	92	.391	12	34	.353	21	28	.750	14	33	47	25	7	4	20	17	105
2/20	at LAC	42	82	.512	11	31	.355	20	26	.769	6	33	39	32	8	2	14	19	115
2/22	at ATL	39	89	.438	14	45	.311	10	12	.833	6	37	43	30	14	8	13	17	102
2/24	at MIA	42	90	.467	13	28	.464	21	25	.840	9	34	43	23	7	3	13	24	118
2/25	at ORL	53	88	.602	13	25	.520	11	16	.688	8	34	42	35	9	4	20	21	130
2/27	at OKC*	45	95	.474	14	32	.438	17	25	.680	4	28	32	25	15	7	11	22	121
3/1	vs. ATL*	41	103	.398	12	36	.333	15	17	.882	18	33	51	28	11	3	13	22	109
3/3	vs. OKC	47	87	.540	11	34	.324	16	21	.762	4	36	40	33	11	3	8	20	121
3/6	at LAL	37	92	.402	4	30	.133	17	21	.810	17	32	49	32	5	3	20	20	95
3/7	vs. ORL	42	84	.500	16	35	.457	19	27	.704	10	40	50	27	13	7	24	26	119
3/9	vs. UTA	48	84	.571	13	30	.433	6	10	.600	9	30	39	36	10	7	15	23	115
3/11	vs. POR	40	89	.449	18	40	.450	30	39	.769	16	40	56	23	5	5	8	20	128
3/12	vs. PHO	42	84	.500	11	33	.333	28	33	.848	7	35	42	28	6	9	8	25	123
3/14	vs. NOP	47	81	.580	12	25	.480	19	23	.826	8	38	46	30	6	6	18	22	125
3/16	vs. NYK	46	91	.505	18	37	.486	11	12	.917	12	42	54	32	4	8	13	13	121
3/18	at DAL	48	95	.505	22	38	.579	12	14	.857	5	37	42	35	8	7	13	21	130
3/19	at SAS	31	82	.378	9	36	.250	8	10	.800	7	30	37	24	12	3	11	21	79
3/21	at MIN	43	87	.494	8	24	.333	15	24	.625	13	31	44	31	13	10	17	20	109
3/23	vs. LAC	39	87	.448	15	34	.441	21	28	.750	11	39	50	23	9	5	12	20	114
3/25	vs. DAL	43	88	.489	21	45	.467	21	23	.913	7	33	40	30	8	10	7	16	128
3/27	vs. PHI	44	83	.530	14	33	.424	15	20	.750	7	37	44	32	9	4	18	15	117
3/29	vs. WAS	38	87	.437	11	25	.440	15	23	.652	7	48	55	27	11	6	16	23	102
3/30	at UTA*	39	89	.438	12	35	.343	13	18	.722	9	37	46	19	6	6	18	21	103
4/1	vs. BOS	38	83	.458	20	43	.465	10	13	.769	8	33	41	25	12	7	22	24	106
4/3	vs. POR	50	88	.568	18	30	.600	18	22	.818	11	32	43	30	5	8	12	23	136
4/5	vs. MIN*	49	98	.500	12	35	.343	7	8	.875	9	37	46	35	9	5	24	29	117
4/7	vs. SAS	45	83	.542	12	25	.480	10	11	.909	7	36	43	33	8	2	16	22	112
4/9	at MEM	39	87	.448	10	36	.278	12	13	.923	7	41	48	20	3	7	11	14	100
4/10	at SAS	34	77	.442	10	27	.370	14	18	.778	7	39	46	19	7	6	13	18	92
4/13	vs. MEM	46	87	.529	20	47	.426	13	16	.813	12	39	51	35	7	7	17	14	125

2015-16 OPPONENTS GAME-BY-GAME STATISTICS

DATE	OPP.	FG	FGA	PCT.	3FG	3FGA	PCT.	FT	FTA	PCT.	ORB	DRB	REB	AST	STL	BLK	TO	PF	PTS
10/27	vs. NOP	35	83	.422	6	18	.333	19	27	.704	8	25	33	21	9	3	19	26	95
10/30	at HOU	30	82	.366	5	23	.217	27	36	.750	12	37	49	19	3	9	17	20	92
10/31	at NOP	46	100	.460	8	22	.364	20	23	.870	16	32	48	22	4	4	16	23	120
11/2	vs. MEM	26	96	.271	3	23	.130	14	20	.700	11	33	44	21	8	7	12	24	69
11/4	vs. LAC	43	88	.489	8	22	.364	14	22	.636	10	31	41	24	6	4	13	26	108
11/6	vs. DEN	39	91	.429	8	24	.333	18	22	.818	9	34	43	23	13	5	19	20	104
11/7	at SAC	38	87	.437	6	19	.316	12	16	.750	13	32	45	26	9	3	22	19	94
11/9	vs. DET	40	85	.471	6	19	.316	9	15	.600	12	29	41	15	9	3	20	14	95
11/11	at MEM	24	70	.343	3	15	.200	33	36	.917	10	31	41	15	14	5	21	26	84
11/12	at MIN	43	87	.494	3	9	.333	27	36	.750	15	32	47	21	4	1	13	18	116
11/14	vs. BKN*	41	98	.418	2	18	.111	15	16	.938	11	39	50	22	12	4	13	13	99
11/17	vs. TOR	37	79	.468	6	18	.333	30	39	.769	12	28	40	18	11	2	20	25	110
11/19	at LAC	44	88	.500	13	29	.448	16	24	.667	9	26	35	21	11	2	11	25	117
11/20	vs. CHI	35	88	.398	7	22	.318	17	23	.739	15	28	43	22	11	2	12	19	94
11/22	at DEN	37	86	.430	4	15	.267	27	35	.771	13	28	41	23	9	3	20	15	105
11/24	vs. LAL	31	82	.378	3	20	.150	12	16	.750	7	37	44	16	8	2	15	15	77
11/27	at PHO	45	92	.489	10	26	.385	16	23	.696	7	23	30	21	13	2	14	26	116
11/28	vs. SAC	39	100	.390	10	25	.400	13	15	.867	19	29	48	22	9	7	15	24	101
11/30	at UTA	40	89	.449	6	19	.316	17	22	.773	10	25	35	18	9	2	9	16	103
12/2	at CHA	35	94	.372	9	31	.290	20	30	.667	13	28	41	19	10	7	8	13	99
12/5	at TOR	40	91	.440	8	20	.400	21	26	.808	11	27	38	21	9	3	6	27	109
12/6	at BKN	39	89	.438	5	17	.294	15	23	.652	11	35	46	21	8	2	13	18	98
12/8	at IND	44	100	.440	14	33	.424	21	26	.808	16	28	44	23	8	3	16	18	123
12/11	at BOS**	49	114	.430	12	33	.364	9	16	.563	11	40	51	32	7	9	16	30	119
12/12	at MIL	44	89	.494	6	14	.429	14	18	.778	9	35	44	31	12	4	19	24	108
12/16	vs. PHO	41	91	.451	5	22	.227	16	18	.889	7	34	41	28	11	4	21	20	103
12/18	vs. MIL	42	91	.462	4	18	.222	24	28	.857	14	27	41	25	6	7	16	29	112
12/23	vs. UTA	33	80	.413	7	20	.350	12	14	.857	12	28	40	14	9	3	20	18	85
12/25	vs. CLE	30	95	.316	5	30	.167	18	25	.720	17	38	55	12	6	4	11	22	83
12/28	vs. SAC	37	95	.389	13	31	.419	16	28	.571	13	35	48	23	10	4	14	21	103
12/30	at DAL	42	82	.512	14	27	.519	16	20	.800	12	40	52	20	6	4	15	19	114
12/31	at HOU	36	78	.462	12	30	.400	26	29	.897	4	29	33	21	13	5	15	22	110
1/2	vs. DEN*	44	105	.419	5	30	.167	15	23	.652	24	28	52	27	7	0	13	23	108
1/4	vs. CHA	38	86	.442	7	21	.333	18	19	.947	8	33	41	15	7	1	11	12	101
1/5	at LAL	29	91	.319	5	21	.238	25	30	.833	15	37	52	15	7	4	13	16	88
1/8	at POR	38	96	.396	12	33	.364	20	28	.714	12	33	45	21	12	4	9	17	108
1/9	at SAC	43	92	.467	8	23	.348	22	29	.759	7	27	34	27	8	3	10	22	116
1/11	vs. MIA	41	91	.451	7	19	.368	14	16	.875	9	38	47	31	2	4	11	19	103
1/13	at DEN	37	87	.425	5	22	.227	33	37	.892	13	36	49	22	7	3	13	18	112
1/14	vs. LAL	40	90	.444	4	24	.167	14	24	.583	16	31	47	17	13	3	21	19	98
1/16	at DET	47	101	.465	8	23	.348	11	20	.550	17	40	57	22	8	11	11	22	113

-CONTINUED ON NEXT PAGE-

* = overtimes

2015-16 OPPONENTS GAME-BY-GAME STATISTICS



DATE	OPP.	FG	FGA	PCT.	3FG	3FGA	PCT.	FT	FTA	PCT.	ORB	DRB	REB	AST	STL	BLK	TO	PF	PTS
1/18	at CLE	37	77	.481	7	19	.368	17	25	.680	8	28	36	22	3	4	15	25	98
1/20	at CHI	37	100	.370	1	20	.050	19	24	.792	16	33	49	14	4	4	10	17	94
1/22	vs. IND	44	95	.463	3	17	.176	19	27	.704	15	29	44	22	11	4	13	20	110
1/25	vs. SAS	31	74	.419	5	14	.357	23	31	.742	9	29	38	21	11	4	26	21	90
1/27	vs. DAL	44	87	.506	11	31	.355	8	12	.667	8	26	34	20	4	0	10	21	107
1/30	at PHI	42	92	.457	10	29	.345	11	21	.524	8	32	40	23	18	4	12	8	105
1/31	at NYK	33	90	.367	6	18	.333	23	26	.885	12	29	41	19	6	4	11	20	95
2/3	at WAS	46	91	.505	8	23	.348	21	30	.700	4	34	38	26	16	4	13	22	121
2/6	vs. OKC	36	85	.424	7	22	.318	29	37	.784	12	38	50	22	10	5	17	18	108
2/9	vs. HOU	37	87	.425	13	33	.394	23	35	.657	13	30	43	24	8	4	12	22	110
2/10	at PHO	41	93	.441	6	21	.286	16	22	.727	10	40	50	21	7	6	18	23	104
2/19	at POR	52	97	.536	17	30	.567	16	23	.696	8	40	48	28	12	4	13	21	137
2/20	at LAC	42	94	.447	13	36	.361	15	18	.833	15	34	49	24	9	2	14	24	112
2/22	at ATL	36	86	.419	10	34	.294	10	16	.625	8	39	47	23	7	7	18	17	92
2/24	at MIA	40	86	.465	6	14	.429	26	31	.839	11	35	46	19	8	8	12	23	112
2/25	at ORL	41	90	.456	10	26	.385	22	28	.786	8	29	37	23	11	4	15	17	114
2/27	at OKC*	46	96	.479	9	26	.346	17	26	.654	16	46	62	23	6	4	23	21	118
3/1	vs. ATL*	37	80	.463	12	33	.364	19	24	.792	7	35	42	25	9	5	17	17	105
3/3	vs. OKC	40	86	.465	4	20	.200	22	27	.815	11	35	46	22	3	4	14	18	106
3/6	at LAL	41	87	.471	9	24	.375	21	22	.955	9	32	41	23	12	6	13	24	112
3/7	vs. ORL	40	90	.444	5	21	.238	28	34	.824	9	33	42	24	14	3	15	21	113
3/9	vs. UTA	32	79	.405	8	20	.400	22	31	.710	14	28	42	21	9	3	20	16	94
3/11	vs. POR	37	86	.430	19	36	.528	19	23	.826	7	32	39	20	4	4	11	23	112
3/12	vs. PHO	45	92	.489	11	29	.379	15	20	.750	9	38	47	29	3	3	12	30	116
3/14	vs. NOP	35	93	.376	7	25	.280	30	34	.882	17	23	40	18	14	3	8	19	107
3/16	vs. NYK	36	91	.396	7	19	.368	6	10	.600	11	27	38	29	7	3	10	11	85
3/18	at DAL	41	93	.441	9	29	.310	21	22	.955	11	35	46	25	4	8	13	15	112
3/19	at SAS	32	78	.410	8	21	.381	15	18	.833	14	39	53	17	4	6	18	19	87
3/21	at MIN	36	82	.439	7	19	.368	25	30	.833	10	27	37	26	8	5	18	20	104
3/23	vs. LAC	36	85	.424	8	28	.286	18	27	.667	8	38	46	21	8	7	10	22	98
3/25	vs. DAL	43	96	.448	18	35	.514	16	21	.762	15	36	51	31	3	6	11	19	120
3/27	vs. PHI	42	90	.467	10	30	.333	11	12	.917	9	28	37	27	10	3	12	20	105
3/29	vs. WAS	36	86	.419	5	23	.217	17	27	.630	7	41	48	26	6	7	17	19	94
3/30	at UTA*	37	92	.402	9	32	.281	13	29	.448	16	38	54	14	11	2	15	23	96
4/1	vs. BOS	41	87	.471	8	23	.348	19	30	.633	11	33	44	28	10	1	14	14	109
4/3	vs. POR	38	85	.447	9	24	.375	26	33	.788	11	26	37	23	8	4	13	16	111
4/5	vs. MIN*	44	86	.512	8	17	.471	28	36	.778	6	34	40	30	14	6	18	15	124
4/7	vs. SAS	39	80	.488	7	16	.438	16	23	.696	5	27	32	28	10	2	12	11	101
4/9	at MEM	37	96	.385	7	21	.333	18	20	.900	17	37	54	19	8	4	7	16	99
4/10	at SAS	34	90	.378	3	17	.176	15	19	.789	18	35	53	21	10	5	12	18	86
4/13	vs. MEM	42	98	.429	8	24	.333	12	16	.750	13	27	40	25	12	1	13	18	104

2015-16 WARRIORS HIGHS & LOWS

INDIVIDUAL

CATEGORY	TOTAL	PLAYER/OPPONENT
Most Points	53	Stephen Curry, 10/31 at New Orleans
Most Field Goals Made	20	Stephen Curry, 2/25 at Orlando
Most Field Goals Attempted	31	Stephen Curry, 11/14 vs. Brooklyn*
Most Free Throws Made	14	Stephen Curry, 12/11 at Boston*
Most Free Throws Attempted	14	Stephen Curry, 12/11 at Boston*
Most Three-Point Field Goals Made	12#	Stephen Curry, 2/27 at Oklahoma City*
Most Three-Point Field Goals Attempted	19#	Stephen Curry, 4/13 vs. Memphis
Most Rebounds	18	Andrew Bogut, 11/14 vs. Brooklyn*
Most Offensive Rebounds	7	Draymond Green, 11/30 at Utah
Most Defensive Rebounds	16	Draymond Green, 3/29 vs. Washington
Most Assists	16	Draymond Green, 12/31 at Houston
Most Steals	6	twice, last: Draymond Green, 4/1 vs. Boston
Most Turnovers	9	twice, last: Stephen Curry, 4/1 vs. Boston
Most Blocked Shots	6	Andrew Bogut, 2/9 vs. Houston
Most Minutes	50	Draymond Green, 12/11 at Boston*

TEAM

CATEGORY	TOTAL	DATE/OPPONENT
Most Points	136	4/3 vs. Portland
Most Points (First Quarter)	44	twice, last: 12/8 at Indiana
Most Points (Second Quarter)	41	3/11 vs. Portland
Most Points (Halftime)	81	3/11 vs. Portland
Most Points (Third Quarter)	46	12/16 vs. Phoenix
Most Points (Fourth Quarter)	39	twice, last: 3/3 vs. Oklahoma City
Most Points (Second Half)	73	4/3 vs. Portland
Most Points (Overtime)	18	2/27 at Oklahoma City*
Fewest Points	79	3/19 at San Antonio
Fewest Points (First Quarter)	14	4/10 at San Antonio
Fewest Points (Second Quarter)	16	3/30 at Utah
Fewest Points (Halftime)	35	4/10 at San Antonio
Fewest Points (Third Quarter)	16	3/1 vs. Atlanta*
Fewest Points (Fourth Quarter)	12	1/2 vs. Denver*
Fewest Points (Second Half)	35	1/30 at Philadelphia
Fewest Points (Overtime)	7	12/11 at Boston*
Most Field Goals Made	53	2/25 at Orlando
Most Field Goals Attempted	107	12/11 at Boston*
Fewest Field Goals Made	31	3/19 at San Antonio
Fewest Field Goals Attempted	73	three times, last: 1/31 at New York
Highest Field Goal Percentage	602	2/25 at Orlando
Lowest Field Goal Percentage	362	1/16 at Detroit
Most Free Throws Made	31	twice, last: 12/11 at Boston*
Most Free Throws Attempted	39	twice, last: 3/11 vs. Portland
Fewest Free Throws Made	1	1/30 at Philadelphia
Fewest Free Throws Attempted	2	1/30 at Philadelphia
Highest Free Throw Percentage	1,000	twice, last: 1/4 vs. Charlotte
Lowest Free Throw Percentage	500	1/30 at Philadelphia
Most Three-Point Field Goals Made	22#	twice, last: 3/18 at Dallas
Most Three-Point Field Goals Attempted	47#	4/13 vs. Memphis
Fewest Three-Point Field Goals Made	4	3/6 at L.A. Lakers
Fewest Three-Point Field Goals Attempted	18	12/25 vs. Cleveland
Highest Three-Point Field Goal Percentage	600	4/3 vs. Portland
Lowest Three-Point Field Goal Percentage	133	3/6 at L.A. Lakers
Most Rebounds	67	12/11 at Boston*
Fewest Rebounds	32	2/27 at Oklahoma City*
Most Offensive Rebounds	21	10/27 vs. New Orleans
Fewest Offensive Rebounds	3	three times, last: 1/31 at New York
Most Defensive Rebounds	55	11/2 vs. Memphis
Fewest Defensive Rebounds	25	11/17 vs. Toronto
Most Assists	40	11/6 vs. Denver
Fewest Assists	18	1/16 at Detroit
Most Steals	15	three times, last: 2/27 at Oklahoma City*
Fewest Steals	2	three times, last: 12/5 at Toronto
Most Turnovers	24	three times, last: 4/5 vs. Minnesota*
Fewest Turnovers	7	3/25 vs. Dallas
Most Blocked Shots	13	11/2 vs. Memphis
Fewest Blocked Shots	0	12/30 at Dallas

*overtime game

#franchise record



INDIVIDUAL

CATEGORY	TOTAL	PLAYER/OPPONENT
Most Points	51	Damian Lillard, 2/19 at Portland
Most Field Goals Made	18	Damian Lillard, 2/19 at Portland
Most Field Goals Attempted	29	Russell Westbrook, 2/27 at Oklahoma City*
Most Free Throws Made	17	Danilo Gallinari, 1/13 at Denver
Most Free Throws Attempted	19	Danilo Gallinari, 1/13 at Denver
Most Three-Point Field Goals Made	9	twice, last: Damian Lillard, 2/19 at Portland
Most Three-Point Field Goals Attempted	15	Damian Lillard, 2/19 at Portland
Most Rebounds	21	twice, last: DeAndre Jordan, 2/20 at L.A. Clippers
Most Offensive Rebounds	9	Kenneth Faried, 1/2 vs. Denver*
Most Defensive Rebounds	18	DeAndre Jordan, 3/23 vs. L.A. Clippers
Most Assists	15	Rajon Rondo, 11/7 at Sacramento
Most Steals	6	four times, last: Andrew Wiggins, 4/5 vs. Minnesota*
Most Turnovers	9	Kevin Durant, 3/3 vs. Oklahoma City
Most Blocked Shots	5	Al Horford, 2/22 at Atlanta
Most Minutes	50	Will Barton, 1/2 vs. Denver*

TEAM

CATEGORY	TOTAL	DATE/OPPONENT
Most Points	137	2/19 at Portland
Most Points (First Quarter)	42	2/19 at Portland
Most Points (Second Quarter)	39	2/9 vs. Houston
Most Points (Halftime)	70	12/18 vs. Milwaukee
Most Points (Third Quarter)	39	3/12 vs. Phoenix
Most Points (Fourth Quarter)	40	12/8 at Indiana
Most Points (Second Half)	69	2/19 at Portland
Most Points (Overtime)	18	4/5 vs. Minnesota*
Fewest Points	69	11/2 vs. Memphis
Fewest Points (First Quarter)	11	11/24 vs. L.A. Lakers
Fewest Points (Second Quarter)	12	11/2 vs. Memphis
Fewest Points (Halftime)	34	11/2 vs. Memphis
Fewest Points (Third Quarter)	13	1/5 at L.A. Lakers
Fewest Points (Fourth Quarter)	15	3/21 at Minnesota
Fewest Points (Second Half)	35	11/2 vs. Memphis
Fewest Points (Overtime)	2	11/14 vs. Brooklyn*
Most Field Goals Made	52	2/19 at Portland
Most Field Goals Attempted	114	12/11 at Boston*
Fewest Field Goals Made	24	11/11 at Memphis
Fewest Field Goals Attempted	70	11/11 at Memphis
Highest Field Goal Percentage	.536	2/19 at Portland
Lowest Field Goal Percentage	.271	11/2 vs. Memphis
Most Free Throws Made	33	twice, last: 1/13 at Denver
Most Free Throws Attempted	39	11/17 vs. Toronto
Fewest Free Throws Made	6	3/16 vs. New York
Fewest Free Throws Attempted	10	3/16 vs. New York
Highest Free Throw Percentage	.955	3/18 at Dallas
Lowest Free Throw Percentage	.448	3/30 at Utah
Most Three-Point Field Goals Made	19	3/11 vs. Portland
Most Three-Point Field Goals Attempted	36	twice, last: 3/11 vs. Portland
Fewest Three-Point Field Goals Made	1	1/20 at Chicago
Fewest Three-Point Field Goals Attempted	9	11/12 at Minnesota
Highest Three-Point Field Goal Percentage	.567	2/19 at Portland
Lowest Three-Point Field Goal Percentage	.050	1/20 at Chicago
Most Rebounds	62	2/27 at Oklahoma City*
Fewest Rebounds	30	11/27 at Phoenix
Most Offensive Rebounds	24	1/2 vs. Denver*
Fewest Offensive Rebounds	4	twice, last: 2/3 at Washington
Most Defensive Rebounds	46	2/27 at Oklahoma City*
Fewest Defensive Rebounds	23	twice, last: 3/14 vs. New Orleans
Most Assists	32	12/11 at Boston*
Fewest Assists	12	12/25 vs. Cleveland
Most Steals	18	1/30 at Philadelphia
Fewest Steals	2	1/11 vs. Miami
Most Turnovers	26	1/25 vs. San Antonio
Fewest Turnovers	6	12/5 at Toronto
Most Blocked Shots	11	1/16 at Detroit
Fewest Blocked Shots	0	four times, last: 3/19 at San Antonio

*overtime game #franchise record

2015-16 WARRIORS INDIVIDUAL SEASON-HIGHS

PLAYER	MINUTES	FIELD GOALS	FREE THROWS	OFFENSIVE	REBOUNDS DEFENSIVE	TOTAL	ASSISTS	STEALS	TURNOVERS	BLOCKED SHOTS	POINTS
LEANDRO BARBOSA	23 (3) April 3 vs Port.	8 Nov. 27 at Phoe.	4 Jan. 14 vs LA-L	3 Nov. 7 at Sac.	5 (4) April 13 vs Mem.	6 (4) April 13 vs Mem.	4 (2) Jan. 18 at Clev.	3 (4) Nov. 28 vs Sac.	3 (3) Jan. 22 vs Ind.	1 (10) April 13 vs Mem.	21 Nov. 27 at Phoe.
HARRISON BARNES	42 March 30 at Utah	9 Nov. 19 at LA-C	5 (4) March 11 vs Port.	6C March 1 vs Atl.	10 March 30 at Utah	11 (2) March 30 at Utah	5T(2) March 3 vs OKC.	3 (2) Nov. 22 at Den.	3 (2) April 7 vs S.A.	1 (10) March 18 at Dall.	21 (3) April 7 vs S.A.
ANDREW BOGUT	36 Dec. 31 at Hou.	8 March 1 vs Atl.	3 (4) March 3 vs OKC.	6 (2) Jan. 20 at Chi.	13 (2) April 5 vs Minn.	18 Nov. 14 vs Brk.	7 (2) March 6 at LA-L	3 (2) March 7 vs Orl.	5 (2) March 7 vs Orl.	6 Feb. 9 vs Hou.	19 March 1 vs Atl.
IAN CLARK	37C Jan. 2 vs Den.	8C Dec. 30 at Dall.	6C Nov. 2 vs Mem.	1 (13) March 11 vs Port.	4C Dec. 28 vs Sac.	4C(4) March 11 vs Port.	6C Jan. 5 at LA-L	2 (2) Dec. 28 vs Sac.	3C Jan. 2 vs Den.	4C Jan. 5 at LA-L	21C Dec. 30 at Dall.
STEPHEN CURRY	47 Dec. 11 at Bos.	20C Feb. 25 at Orf.	14C Dec. 11 at Bos.	5C Feb. 10 at Phoe.	14C Dec. 28 vs Sac.	14C Dec. 28 vs Sac.	15 April 5 vs Minn.	5 (3) March 29 vs Wash.	9 April 1 vs Bos.	2T Jan. 30 at Phil.	53 Oct. 31 at N.O.
FESTUS EZELI	28 Dec. 11 at Bos.	7T Nov. 6 vs Den.	6T Dec. 11 at Bos.	6 (2) Dec. 18 vs Milw.	8 (2) Dec. 11 at Bos.	12 (2) Dec. 11 at Bos.	3C(2) Nov. 19 at LA-C	2 (3) Dec. 18 vs Milw.	3 Nov. 6 vs Den.	5T Jan. 16 at Det.	16C Nov. 6 vs Den.
DRAYMOND GREEN	50C Dec. 11 at Bos.	10 (4) April 9 at Mem.	9 March 11 vs Port.	7 Nov. 30 at Utah	16C March 29 vs Wash.	17 Jan. 2 vs Den.	16C Dec. 31 at Hou.	6T(2) April 1 vs Bos.	9C Feb. 19 at Port.	5T(2) Feb. 3 at Wash.	29 Jan. 2 vs Den.
ANDRE IGUODALA	44 Dec. 11 at Bos.	7 Jan. 18 at Clev.	6 Dec. 31 at Hou.	3 (5) Dec. 31 at Hou.	8 (2) Dec. 12 at Milw.	10 Dec. 11 at Bos.	7 (5) April 13 vs Mem.	5 Dec. 8 at Ind.	4 (2) Feb. 19 at Port.	2 Jan. 13 at Den.	20 (3) Jan. 18 at Clev.
SHAUN LIVINGSTON	35 Dec. 11 at Bos.	8 Dec. 25 vs Clev.	5 (3) March 23 vs LA-C	3 (3) March 23 vs LA-C	5 March 30 at Utah	6 (2) March 30 at Utah	10 April 13 vs Mem.	4 March 19 at S.A.	4 Dec. 25 vs N.O.	2 (5) March 21 at Minn.	17 Jan. 14 vs LA-L
KEVON LOONEY	9C Feb. 19 at Port.	1C(4) Feb. 25 at Orf.	0C	4C Feb. 19 at Port.	4C Feb. 19 at Port.	8C Feb. 19 at Port.	0C	0C	1C Feb. 25 at Orl.	0C	3C Feb. 10 at Phoe.
JAMES MCADOO	18 March 21 at Minn.	5 March 14 vs N.O.	3 (4) March 11 vs Port.	4T March 21 at Minn.	6T Nov. 2 vs Mem.	7 Nov. 2 vs Mem.	2C(2) March 6 at LA-L	2C Dec. 31 at Bos.	2T(3) March 14 vs N.O.	3T Dec. 28 vs Sac.	11 March 14 vs N.O.
BRANDON RUSH	35 Dec. 30 at Dall.	8 Jan. 8 at Port.	5 Feb. 10 at Phoe.	3 Dec. 8 at Ind.	7 Jan. 5 at LA-L	9 Jan. 5 at LA-L	4 March 27 vs Phil.	1 (20) March 21 at Minn.	2 (4) April 10 at S.A.	2 Jan. 31 at N.Y.	20 Jan. 8 at Port.
MARREESE SPEIGHTS	24 Jan. 5 at LA-L	10 March 12 vs Phoe.	6 Feb. 19 at Port.	4 (2) Feb. 19 at Port.	8 (2) March 12 vs Phoe.	10 Jan. 5 at LA-L	4 (2) March 9 vs Utah	2 (5) April 13 vs Mem.	4T Dec. 5 at Tor.	3 (2) March 21 at Minn.	25 March 12 vs Phoe.
JASON THOMPSON	13 Jan. 13 at Den.	3 Jan. 27 vs Dall.	5 Jan. 2 vs Den.	2 Nov. 24 vs LA-L	4 Dec. 2 at Cha.	4 (4) Jan. 13 at Den.	3 (2) Dec. 28 vs Sac.	2 Nov. 2 vs Mem.	2 Nov. 6 vs Den.	1 (8) Jan. 31 at N.Y.	9 Jan. 2 vs Den.
KLAY THOMPSON	46 Jan. 2 vs Den.	16T Dec. 31 at Hou.	10T(2) Jan. 27 vs Dall.	3T(2) March 16 vs N.Y.	7 (3) Feb. 20 at LA-C	7 (8) March 16 vs N.Y.	7 Nov. 22 at Den.	5T Feb. 10 at Phoe.	7C Oct. 27 vs N.O.	3 (2) Jan. 20 at Chi.	45 Jan. 27 vs Dall.
ANDERSON VAREJAO Cle.-G.S.	27 Feb. 6 vs N.O.	4 (2) March 9 vs Utah	3 (3) March 29 vs Wash.	3 (3) March 9 vs Utah	9 Feb. 6 vs N.O.	10 Feb. 6 vs N.O.	3 (3) Feb. 25 at Orl.	2 (2) March 29 vs Wash.	2 (4) March 9 vs Utah	2 (3) March 25 vs Dall.	9 (2) March 9 vs Utah
ANDERSON VAREJAO G.S.	14 Feb. 25 at Orl.	4 March 9 vs Utah	3 (2) March 29 vs Wash.	3 March 9 vs Utah	5 (2) April 9 at Mem.	6 March 11 vs Port.	3 Feb. 25 at Orl.	2 March 29 vs Wash.	2 March 9 vs Utah	2 (2) March 25 vs Dall.	9 March 9 vs Utah
WARRIORS High Games	290 Dec. 11 at Bos.	53 Feb. 25 at Orl.	31 (2) Dec. 11 at Bos.	21 Oct. 27 vs N.O.	55 Nov. 2 vs Mem.	67 Dec. 11 at Bos.	40 Nov. 6 vs Den.	15 (3) Feb. 27 at OKC.	24 (3) April 5 vs Minn.	13 Nov. 2 vs Mem.	136 April 3 vs Port.
WARRIORS Low Games	240 (75) April 13 vs Mem.	31 March 19 at S.A.	1 Jan. 30 at Phil.	3 (3) Jan. 31 at N.Y.	25 Nov. 17 vs Tor.	32 Feb. 27 at OKC.	18 Jan. 16 at Det.	2 (3) Dec. 5 at Tor.	7 March 25 vs Dall.	0 Dec. 30 at Dall.	79 March 19 at S.A.
OPPONENTS High Games	290 Dec. 11 at Bos.	52 Feb. 19 at Port.	33 (2) Jan. 13 at Den.	24 Jan. 2 vs Den.	46 Feb. 27 at OKC.	62 Feb. 27 at OKC.	32 Dec. 11 at Bos.	18 Jan. 30 at Phil.	26 Jan. 25 vs S.A.	11 Jan. 16 at Det.	137 Feb. 19 at Port.
OPPONENTS Low Games	240 (75) April 13 vs Mem.	24 Nov. 11 at Mem.	6 March 16 vs N.Y.	4 (2) Feb. 3 at Wash.	23 (2) March 14 vs N.O.	30 Nov. 27 at Phoe.	12 Dec. 25 vs Clev.	2 Jan. 11 vs Miami	6 Dec. 5 at Tor.	0 (2) Jan. 27 vs Dall.	69 Nov. 2 vs Mem.

"C" indicates a new career-high, "T" a tied career-high. Numbers in parentheses indicate the number of games in which a player or team has reached a given total (if more than one).

2015-16 WARRIORS MISCELLANEOUS STATISTICS



DIVISION & CONFERENCE BREAKDOWN

	RECORD	HOME	ROAD	OVERTIME
Overall	73-9	39-2	34-7	6-1
Northwest.....	15-3.....	8-1.....	7-2.....	3-1.....
Pacific.....	15-1.....	8-0.....	7-1.....	0-0.....
Southwest.....	16-2.....	9-0.....	7-2.....	0-0.....
Western	46-6	25-1	21-5	3-1
Atlantic.....	9-1.....	4-1.....	5-0.....	2-0.....
Central.....	8-2.....	5-0.....	3-2.....	0-0.....
Southeast.....	10-0.....	5-0.....	5-0.....	1-0.....
Eastern	27-3	14-1	13-2	3-0

MONTHLY BREAKDOWN

	RECORD	HOME	ROAD	OVERTIME
October/November.....	19-0.....	10-0.....	9-0.....	1-0.....
December.....	11-2.....	5-0.....	6-2.....	1-0.....
January.....	14-2.....	7-0.....	7-2.....	1-0.....
February.....	9-1.....	2-0.....	7-1.....	1-0.....
March.....	15-2.....	12-0.....	3-2.....	2-0.....
April.....	5-2.....	3-2.....	2-0.....	0-1.....

STREAKS

CATEGORY	GAMES	DATES
Most wins, overall.....	24.....	10/27 - 12/11
Most losses, overall.....	1.....	nine times, last: 4/5
Most wins, home.....	36.....	10/27 - 3/29
Most losses, home.....	1.....	twice, last: 4/5
Most wins, road.....	14.....	10/30 - 12/11
Most losses, road.....	2.....	twice, last: 1/13 - 1/16

THE WARRIORS WHEN...

RECORD	CATEGORY
71-4.....	When scoring 100 points or more
2-5.....	When scoring fewer than 100 points
46-8.....	When opponents score 100 points or more
27-1.....	When opponents score fewer than 100 points
44-5.....	In games decided by 10 points or more
29-4.....	In games decided by fewer than 10 points
58-4.....	When leading or tied after the first quarter
65-1.....	When leading or tied at halftime
63-2.....	When leading or tied after three quarters
15-5.....	When trailing after the first quarter
8-8.....	When trailing at halftime
10-7.....	When trailing after three quarters
45-3.....	When recording more rebounds than their opponent
21-6.....	When recording fewer rebounds than their opponent
7-0.....	When recording the same number of rebounds as their opponent
36-1.....	When shooting 50 percent or better
37-8.....	When shooting below 50 percent
4-3.....	When opponents shoot 50 percent or better
69-6.....	When opponents shoot below 50 percent
37-3.....	When their reserves equal or outscore the opponents' reserves
36-6.....	When their reserves are outscored by the opponents' reserves

POINT MARGINS

	1	2	3	4	5	6	7	8	9	10	11	12	13	14	15	16	17	18	19	20	21	22	23	24	25	
Won By	1		6	3	3	4	3	7	2	2	1	4	4	2	2	6	1	4	3	3	4					2
Lost By		1	1				1	1					1				1	1					1			
Won By	26	27	28	29	30	31	32	33	34	35	36	37	38	39	40	41	42	43	44	45	46	47	48	49	50	
Lost By					1	1			2		1															1

WARRIORS STARTING LINEUPS & INJURIES

WARRIORS STARTING LINEUP COMBINATIONS


GUARD	GUARD	CENTER	FORWARD	FORWARD	RECORD
Curry	K. Thompson	Bogut	Barnes	Green	38-5 (.884)
Curry	K. Thompson	Bogut	Rush	Green	16-1 (.941)
Curry	K. Thompson	Ezeli	Barnes	Green	11-0 (1.000)
Livingston	K. Thompson	Bogut	Rush	Green	1-1 (.500)
Curry	K. Thompson	Green	Rush	Barnes	1-1 (.500)
Curry	K. Thompson	Green	McAdoo	Barnes	1-0 (1.000)
Curry	K. Thompson	Ezeli	Rush	Green	1-0 (1.000)
Curry	Rush	Ezeli	Barnes	Green	1-0 (1.000)
Curry	Clark	Bogut	Rush	Green	1-0 (1.000)
Curry	K. Thompson	Bogut	Iguodala	Green	1-0 (1.000)
Livingston	K. Thompson	Bogut	Barnes	Green	1-0 (1.000)
Curry	K. Thompson	Bogut	Rush	J. Thompson	0-1 (.000)
TOTALS (12 different starting lineups)					73-9 (.890)

WARRIORS MISSED GAMES DUE TO INJURY & ILLNESS

(TOTAL OF 179 GAMES MISSED BY 12 PLAYERS)


PLAYER	GAMES	INJURY	DATES
Leandro Barbosa	1	Virus	11/19
	1	Illness	12/8
	8	Left shoulder sprain	12/28 - 1/9
	1	Rest	4/10
Harrison Barnes	16	Sprained left ankle	11/28 - 1/2
Andrew Bogut	6	Concussion	10/30 - 11/7
	1	Low back spasms	12/5
	2	Strained right Achilles	2/20
	2	Left toe/foot	3/19-3/21
	1	Ribs	4/3
Stephen Curry	1	Rest	4/9
	2	Bruised left lower leg	12/30 - 12/31
Festus Ezeli	1	Left ankle	3/1
	3	Sore toe, left foot	12/30 - 1/2
	5	Sore left knee	1/27 - 2/6
Draymond Green	26	Left knee surgery	2/9 - 4/1
	1	Rest	1/13
Andre Iguodala	1	Rest	1/30
	3	Left hamstring tightness	3/1, 3/6 - 3/7
	13	Left ankle sprain	3/12 - 4/3
Shaun Livingston	2	Strained left hip flexor	11/17 - 11/19
	2	Rest	1/5, 3/27
Kevon Looney	38	Right hip surgery	10/27 - 1/11
	16	Left hip	3/14 - 3/21, 3/25 - 4/13
James Michael McAdoo	23	Sprained toe, left foot	1/2 - 2/22
Brandon Rush	1	Right hamstring tightness	1/2
	1	Bruised right knee	3/29
Klay Thompson	1	Back stiffness	11/14
	1	Sprained right ankle	12/11

ALL-TIME RECORDS



WILT CHAMBERLAIN'S 100-POINT GAME

On March 2, 1962, Wilt Chamberlain scored 100 points in a 169-147 victory over the New York Knicks in Hershey, Pennsylvania. Chamberlain's 100-point effort, which remains an NBA record, was one of the 105 games in which he scored 50 points or more during his five-plus seasons in a Warriors uniform.



NATIONAL BASKETBALL ASSOCIATION									
3/2/1962 Hershey, PA					OFFICIAL SCORERS REPORT				
Officials: Willie Smith, Pete D'Ambrosio					FINAL BOX				
PHILADELPHIA WARRIORS (169)					Attendance: 4,124				
PLAYER	POS	FG	FGA	FT	FTA	PTS			
Paul Arizin	F	7	18	2	2	16			
Tom Meschery	F	7	12	2	2	16			
Wilt Chamberlain	C	36	63	28	32	100			
Guy Rodgers	G	1	4	9	12	11			
Al Attles	G	8	8	1	1	17			
York Larese	G	4	5	1	1	9			
Ed Conlin		0	4	0	0	0			
Joe Ruklick		0	1	0	0	0			
Ted Luckenbill		0	0	0	0	0			
TOTALS:		63	115	43	52	169			
PERCENTAGES:		54.8%		82.7%					
NEW YORK KNICKERBOCKERS (147)									
PLAYER	POS	FG	FGA	FT	FTA	PTS			
Willie Naulls	F	9	22	13	15	31			
Johnny Green	F	3	7	0	0	6			
Darrall Imhoff	C	3	7	1	1	7			
Richie Guerin	C	3	7	0	0	6			
Al Butler	G	13	29	13	17	39			
Cleveland Buckner	G	4	13	0	0	8			
Dave Budd		16	26	1	1	33			
Donnie Butcher		6	8	1	1	13			
TOTALS:		57	118	33	41	147			
PERCENTAGES:		48.3%		80.5%					
SCORE BY PERIODS									
WARRIORS									
1	12	7	14	9	10	0	23		
2	12	7	14	9	10	1	18		
3	12	10	16	8	5	0	28		
4	12	12	21	7	10	5	31		
TOTALS:	48	36	63	28	32	25	100		
KNICKS									
1	12	7	14	9	10	0	23		
2	12	7	14	9	10	1	18		
3	12	10	16	8	5	0	28		
4	12	12	21	7	10	5	31		
TOTALS:	48	36	63	28	32	25	100		

WARRIORS ALL-TIME YEARLY RESULTS



All-Time Totals	Overall: 2590-2884 (.473)	Home: 1527-1038 (.595)	Away: 898-1716 (.344)	Neutral: 165-130 (.559)
Bay Area Totals	Overall: 2032-2339 (.465)	Home: 1230-903 (.577)	Away: 752-1388 (.351)	Neutral: 50-48 (.510)
Philadelphia Totals	Overall: 558-545 (.506)	Home: 297-135(.688)	Away: 146-328 (.308)	Neutral: 115-82 (.584)

SEASON	HOME	AWAY	NEUTRAL	OVERALL (PCT.)	SEASON	HOME	AWAY	NEUTRAL	OVERALL (PCT.)
1946-47 (Phi.)	23-7	12-18	--	35-25 (.583)	1981-82	28-13	17-24	--	45-37 (.549)
1947-48 (Phi.)	14-10	13-11	--	27-21 (.563)	1982-83	21-20	9-32	--	30-52 (.366)
1948-49 (Phi.)	19-10	9-21	0-1	28-32 (.467)	1983-84	27-14	10-31	--	37-45 (.451)
1949-50 (Phi.)	15-15	8-23	3-4	26-42 (.382)	1984-85	17-24	5-36	--	22-60 (.268)
1950-51 (Phi.)	29-3	10-22	1-1	40-26 (.606)	1985-86	24-17	6-35	--	30-52 (.366)
1951-52 (Phi.)	24-7	6-25	3-1	33-33 (.500)	1986-87	25-16	17-24	--	42-40 (.512)
1952-53 (Phi.)	4-13	1-28	7-16	12-57 (.174)	1987-88	16-25	4-37	--	20-62 (.244)
1953-54 (Phi.)	10-9	6-16	13-18	29-43 (.403)	1988-89	29-12	14-27	--	43-39 (.524)
1954-55 (Phi.)	16-5	4-19	13-15	33-39 (.458)	1989-90	27-14	10-31	--	37-45 (.451)
1955-56 (Phi.)	21-7	11-17	13-3	45-27 (.625)	1990-91	30-11	14-27	--	44-38 (.537)
1956-57 (Phi.)	26-5	5-26	6-4	37-35 (.514)	1991-92	31-10	24-17	--	55-27 (.671)
1957-58 (Phi.)	16-12	12-19	9-4	37-35 (.514)	1992-93	19-22	15-26	--	34-48 (.415)
1958-59 (Phi.)	17-9	7-24	8-7	32-40 (.444)	1993-94	29-12	21-20	--	50-32 (.610)
1959-60 (Phi.)	22-6	12-19	15-1	49-26 (.653)	1994-95	15-26	11-30	--	26-56 (.317)
1960-61 (Phi.)	23-6	12-21	11-6	46-33 (.582)	1995-96	23-18	13-28	--	36-46 (.439)
1961-62 (Phi.)	18-11	18-19	13-1	49-31 (.613)	1996-97	18-23	12-29	--	30-52 (.366)
1962-63	13-20	11-25	7-4	31-49 (.388)	1997-98	12-29	7-34	--	19-63 (.232)
1963-64	25-14	21-15	2-3	48-32 (.600)	1998-99	13-12	8-17	--	21-29 (.420)
1964-65	10-26	5-31	2-6	17-63 (.213)	1999-00	12-29	7-34	--	19-63 (.232)
1965-66	12-14	8-19	15-12	35-45 (.438)	2000-01	11-30	6-35	--	17-65 (.207)
1966-67	18-10	11-19	15-8	44-37 (.543)	2001-02	14-27	7-34	--	21-61 (.256)
1967-68	27-14	16-23	0-2	43-39 (.524)	2002-03	24-17	14-27	--	38-44 (.463)
1968-69	22-19	18-21	1-1	41-41 (.500)	2003-04	27-14	10-31	--	37-45 (.451)
1969-70	16-20	14-26	0-6	30-52 (.366)	2004-05	20-21	14-27	--	34-48 (.415)
1970-71	20-18	19-21	2-2	41-41 (.500)	2005-06	21-20	13-28	--	34-48 (.415)
1971-72	27-8	21-20	3-3	51-31 (.622)	2006-07	30-11	12-29	--	42-40 (.512)
1972-73	27-14	18-20	2-1	47-35 (.573)	2007-08	27-14	21-20	--	48-34 (.585)
1973-74	23-18	20-20	1-0	44-38 (.537)	2008-09	21-20	8-33	--	29-53 (.354)
1974-75	31-10	17-24	--	48-34 (.585)	2009-10	18-23	8-33	--	26-56 (.317)
1975-76	36-5	23-18	--	59-23 (.720)	2010-11	26-15	10-31	--	36-46 (.439)
1976-77	29-12	17-24	--	46-36 (.561)	2011-12	12-21	11-22	--	23-43 (.348)
1977-78	30-11	13-28	--	43-39 (.524)	2012-13	28-13	19-22	--	47-35 (.573)
1978-79	23-18	15-26	--	38-44 (.463)	2013-14	27-14	24-17	--	51-31 (.622)
1979-80	15-26	9-32	--	24-58 (.293)	2014-15	39-2	28-13	--	67-15 (.817)
1980-81	26-15	13-28	--	39-43 (.476)	2015-16	39-2	34-7	--	73-9 (.890)

HEAD COACHES YEAR-BY-YEAR

SEASON	HEAD COACH	W-L	PCT.	FINISH	PLAYOFFS
1946-47*	EDWARD GOTTLIEB	35-25	.583	2nd/EASTERN	8-2
1947-48*	Edward Gottlieb	27-21	.563	1st/Eastern	6-7
1948-49*	Edward Gottlieb	28-32	.467	4th/Eastern	0-2
1949-50*	Edward Gottlieb	26-42	.382	4th/Eastern	0-2
1950-51*	Edward Gottlieb	40-26	.606	1st/Eastern	0-2
1951-52*	Edward Gottlieb	33-33	.500	4th/Eastern	1-2
1952-53*	Edward Gottlieb	12-57	.174	5th/Eastern	--
1953-54*	Edward Gottlieb	29-43	.403	4th/Eastern	--
1954-55*	Edward Gottlieb	33-39	.458	4th/Eastern	--
1955-56*	GEORGE SENESKY	45-27	.625	1st/EASTERN	7-3
1956-57*	George Senesky	37-35	.514	3rd/Eastern	0-2
1957-58*	George Senesky	37-35	.514	3rd/Eastern	3-5
1958-59*	Al Cervi	32-40	.444	4th/Eastern	--
1959-60*	Neil Johnston	49-26	.653	2nd/Eastern	4-5
1960-61*	Neil Johnston	46-33	.582	2nd/Eastern	0-3
1961-62*	Frank McGuire	49-31	.613	2nd/Eastern	6-6
1962-63	Bob Feerick	31-49	.388	4th/Western	--
1963-64	Alex Hannum	48-32	.600	1st/Western	5-7
1964-65	Alex Hannum	17-63	.213	5th/Western	--
1965-66	Alex Hannum	35-45	.438	4th/Western	--
1966-67	Bill Sharman	44-37	.543	1st/Western	9-6
1967-68	Bill Sharman	43-39	.524	3rd/Western	4-6
1968-69	George Lee	41-41	.500	3rd/Western	2-4
1969-70	George Lee	22-30	.423		
	Alvin Attles	8-22	.267		
	Total	30-52	.366	6th/Western	--
1970-71	Alvin Attles	41-41	.500	2nd/Pacific	1-4
1971-72	Alvin Attles	51-31	.622	2nd/Pacific	1-4
1972-73	Alvin Attles	47-35	.573	2nd/Pacific	5-6
1973-74	Alvin Attles	44-38	.537	2nd/Pacific	--
1974-75	ALVIN ATTLES	48-34	.585	1st/PACIFIC	12-5
1975-76	Alvin Attles	59-23	.720	1st/Pacific	7-6
1976-77	Alvin Attles	46-36	.561	3rd/Pacific	5-5
1977-78	Alvin Attles	43-39	.524	5th/Pacific	--
1978-79	Alvin Attles	38-44	.463	6th/Pacific	--
1979-80	Alvin Attles	18-43	.295		
	John Bach	6-15	.286		
	Total	24-58	.293	6th/Pacific	--
1980-81	Alvin Attles	39-43	.476	4th/Pacific	--
1981-82	Alvin Attles	45-37	.549	4th/Pacific	--
1982-83	Alvin Attles	30-52	.366	5th/Pacific	--
1983-84	John Bach	37-45	.451	5th/Pacific	--
1984-85	John Bach	22-60	.268	6th/Pacific	--
1985-86	John Bach	30-52	.366	6th/Pacific	--

SEASON	HEAD COACH	W-L	PCT.	FINISH	PLAYOFFS
1988-87	George Karl	42-40	.512	3rd/Pacific	4-6
1987-88	George Karl	16-48	.250		
	Ed Gregory	4-14	.222		
	Total	20-62	.244	5th/Pacific	--
1988-89	Don Nelson	43-39	.524	4th/Pacific	4-4
1989-90	Don Nelson	37-45	.451	5th/Pacific	--
1990-91	Don Nelson	44-38	.537	4th/Pacific	4-5
1991-92	Don Nelson	55-27	.671	2nd/Pacific	1-3
1992-93	Don Nelson	34-48	.415	6th/Pacific	--
1993-94	Don Nelson	50-32	.610	3rd/Pacific	0-3
1994-95	Don Nelson	14-31	.311		
	Bob Lanier	12-25	.324		
	Total	26-56	.317	6th/Pacific	--
1995-96	Rick Adelman	36-46	.439	6th/Pacific	--
1996-97	Rick Adelman	30-52	.366	7th/Pacific	--
1997-98	P.J. Carlesimo	19-63	.232	6th/Pacific	--
1998-99	P.J. Carlesimo	21-29	.420	6th/Pacific	--
1999-00	P.J. Carlesimo	6-21	.222		
	Garry St. Jean	13-42	.236		
	Total	19-63	.232	6th/Pacific	--
2000-01	Dave Cowens	17-65	.207	7th/Pacific	--
2001-02	Dave Cowens	8-15	.348		
	Brian Winters	13-46	.220		
	Total	21-61	.256	7th/Pacific	--
2002-03	Eric Musselman	38-44	.463	6th/Pacific	--
2003-04	Eric Musselman	37-45	.451	4th/Pacific	--
2004-05	Mike Montgomery	34-48	.415	4th/Pacific	--
2005-06	Mike Montgomery	34-48	.415	5th/Pacific	--
2006-07	Don Nelson	42-40	.512	T2nd/Pacific	5-6
2007-08	Don Nelson	48-34	.585	3rd/Pacific	--
2008-09	Don Nelson	29-53	.354	3rd/Pacific	--
2009-10	Don Nelson	26-56	.317	4th/Pacific	--
2010-11	Keith Smart	36-46	.439	3rd/Pacific	--
2011-12	Mark Jackson	23-43	.348	4th/Pacific	--
2012-13	Mark Jackson	47-35	.573	2nd/Pacific	6-6
2013-14	Mark Jackson	51-31	.622	2nd/Pacific	3-4
2014-15	STEVE KERR	67-15	.817	1st/PACIFIC	16-5
2015-16	Steve Kerr	73-9	.890	1st/Pacific	15-9

*Philadelphia Years

BOLD = NBA CHAMPIONS

WARRIORS COACHING RECORDS



WARRIORS HEAD COACHES

HEAD COACH	YEARS	GAMES	RECORD	PCT.	PLAYOFFS	PCT.
Edward Gottlieb	1946-55	581	263-318	.453	15-17	.469
George Senesky	1955-58	216	119-97	.551	10-10	.500
Al Cervi	1958-59	72	32-40	.444	---	---
Neil Johnston	1959-61	154	95-59	.617	4-8	.333
Frank McGuire	1961-62	80	49-31	.613	6-6	.500
Bob Feerick	1962-63	80	31-49	.388	---	---
Alex Hannum	1963-66	240	100-140	.417	5-4	.556
Bill Sharman	1966-68	163	87-76	.534	13-12	.520
George Lee	1968-70	134	63-71	.470	2-4	.333
Alvin Attles	1970-83	1075	557-518	.518	31-30	.508
John Bach	1983-86	267	95-172	.356	---	---
George Karl	1986-88	146	58-88	.397	4-6	.400
Ed Gregory	1988	18	4-14	.222	---	---
Don Nelson*	1988-95	537	277-260	.516	9-15	.375
Bob Lanier	1995	37	12-25	.324	---	---
Rick Adelman	1995-97	164	66-98	.402	---	---
P.J. Carlesimo	1997-99	159	46-113	.289	---	---
Garry St. Jean	1999-00	55	13-42	.236	---	---
Dave Cowens	2000-02	105	25-80	.238	---	---
Brian Winters	2001-02	59	13-46	.220	---	---
Eric Musselman	2002-04	164	75-89	.457	---	---
Mike Montgomery	2004-06	164	68-96	.415	---	---
Don Nelson*	2006-10	328	145-183	.442	5-6	.455
Keith Smart	2010-11	82	36-46	.439	---	---
Mark Jackson	2011-14	230	121-109	.526	9-10	.474
Steve Kerr	2014-16	164	140-24	.854	31-14	.689
TOTALS		5474	2590-2884	.473	144-145	.498

*Don Nelson's combined record with Warriors: Regular-season 422-443 (.488) in 865 games; Playoffs 14-21 (.400) in 35 games

WARRIORS ASSISTANT COACHES (WEST COAST ERA ONLY)

ASSISTANT COACHES	YEARS	ASSISTANT COACHES	YEARS	ASSISTANT COACHES	YEARS
Ron Adams.....	2014-16	Phil Hubbard.....	2000-03	Brian Scalabrino.....	2013-14
Alvin Attles.....	1968-69, 1995	Lindsey Hunter.....	2013-14	Travis Schlenk.....	2005-09
John Bach.....	1979-83	George Irvine.....	1995-97	Mike Schuler.....	1989-90
Bob Beyer.....	2012-13	Herman Kull.....	1986-88	Sam Schuler.....	1988-89
Joe Boylan.....	2013-14	Bob Lanier.....	1994-95	Jerry Sichting.....	2010-11
Jim Boylen.....	2003-04	George Lee.....	1964-68	Stephen Silas.....	2006-10
Calbert Cheaney.....	2010-11	John MacLeod.....	2005-06	Keith Smart.....	2003-10
Jarron Collins.....	2014-16	Michael Malone.....	2011-13	Bob Staak.....	1997-99
Dave Cowens.....	2000	Jack McMahon.....	1986-87	Tom Sterner.....	2002-04
Jerry DeGregorio.....	2011-14	Sidney Moncrief.....	2007-08	Garry St. Jean.....	1988-92
Chris DeMarco.....	2015-16	Pete Myers.....	2011-14	Terry Stotts.....	2004-05
Hank Egan.....	2002-03	Donn Nelson.....	1990-95	Russell Turner.....	2004-10
Mario Elie.....	2004-06	Mark Osowski.....	2000-03	Wes Unseld Jr.....	2011-12
Darren Erman.....	2011-14	Lloyd Pierce.....	2010-11	Luke Walton.....	2014-16
Larry Farmer.....	1990-91	Gregg Popovich.....	1992-94	Kris Weems.....	2011-13
David Fizdale.....	2003-04	Paul Pressey.....	1992-94	Paul Westhead.....	1997-99
Bruce Fraser.....	2014-16	Mark Price.....	2010-11	Rob Werdann.....	2010-11
Alvin Gentry.....	2014-15	Clifford Ray.....	2000-02	John Wetzel.....	1995-97
Ed Gregory.....	1986-88	Larry Riley.....	2006-08	Brian Winters.....	1999-01
Larry Harris.....	2008-09	Joe Roberts.....	1974-79	Bob Zuffelato.....	1983-86
Rod Higgins.....	1994-00	Scott Roth.....	2009-10		

WARRIORS ALL-TIME STREAKS

LONGEST WINNING STREAKS

STREAK	COACH	DATES OF STREAK	END OF STREAK
28	Kerr	4/9/15 - 12/11/15	12/12/15 at Milwaukee (95-108)
16	Kerr	11/13/14 - 12/14/14	12/16/14 at Memphis (98-105)
12	Kerr	3/14/15 - 4/4/15	4/5/15 at San Antonio (92-107)
11	Attles	12/29/71 - 1/22/72	1/24/72 at Chicago (105-110)
11	Kerr	1/18/16 - 2/10/16	2/19/16 at Portland (105-137)
10	Johnston	12/28/59 - 1/13/60	1/15/60 vs. Boston (112-124)
10	Attles	12/6/75 - 12/23/75	12/27/75 vs. Houston (110-113)
10	Jackson	12/21/13 - 1/7/14	1/8/14 at Brooklyn (98-102)
9	Johnston	10/22/60 - 11/11/60	11/12/60 at St. Louis (105-107)
9	Nelson	4/11/91 - 11/6/91	11/8/91 at Philadelphia (116-126)

LONGEST LOSING STREAKS

STREAK	COACH	DATES OF STREAK	END OF STREAK
17	Hannum	12/20/64 - 1/26/65	1/28/65 vs. Cincinnati (105-95)
16	Bach	12/29/84 - 1/31/85	2/2/85 vs. New York (114-98)
15	Cowens	3/26/01 - 11/1/01	11/3/01 at L.A. Clippers (110-108 OT)
14	Carlesimo	12/27/97 - 1/24/98	1/27/98 vs. Portland (82-78)
12	Gottlieb	11/22/52 - 12/10/52	12/11/52 vs. Rochester (98-86)
12	Gottlieb	2/17/53 - 3/4/53	3/6/53 at Rochester (78-69)
12	Carlesimo/St. Jean	12/22/99 - 1/15/00	1/17/00 vs. Orlando (113-100)
11	Feerick	11/17/62 - 12/9/62	12/11/62 vs. Syracuse (136-124)
11	Hannum	2/12/65 - 3/3/65	3/4/65 vs. Detroit at Fort Wayne (115-110)
11	Adelman/Carlesimo	4/17/97 - 11/19/97	11/20/97 at Dallas (101-97 OT)
11	Carlesimo	11/17/99 - 12/8/99	12/10/99 vs. Atlanta (107-99)
11	St. Jean	3/19/00 - 4/7/00	4/9/00 vs. Denver (117-103)
11	Cowens	2/28/01 - 3/21/01	3/24/01 vs. Detroit (103-95)
10 - 3 times, last:	Winters	3/9/02 - 3/24/02	3/26/02 at Minnesota (116-105)

MISCELLANEOUS TEAM RECORDS

CATEGORY	TOTAL	SITE	DATES
Consecutive Games Won	28	Golden State	4/9/15 - 12/11/15
Consecutive Games Won, Home	54*	Golden State	1/31/15 - 3/29/16
Consecutive Games Won, Road	14	Golden State	10/30/15 - 12/11/15
Consecutive Games Won, Start Season	24*	Golden State	10/27/15 - 12/11/15
Consecutive Games Won, End Season	6	Philadelphia	3/8/51 - 3/17/51
Consecutive Games Lost	17	San Francisco	12/20/64 - 1/26/65
Consecutive Games Lost, Home	12	San Francisco	2/13/65 - 10/15/65
Consecutive Games Lost, Road	20	San Francisco	12/16/64 - 3/14/65
Consecutive Games Lost, Start Season	9	Golden State	10/31/97 - 11/19/97
Consecutive Games Lost, End Season	13	Golden State	3/26/01 - 4/18/01
Consecutive Overtime Games	3*	San Francisco	10/26/62 - 10/28/62
Consecutive Overtimes Games Won	6	Golden State	11/14/15 - 3/30/16
Consecutive Overtime Games Lost	10*	Golden State	10/13/79 - 3/15/81
Consecutive Overtime Losses, Season	8*	Golden State	1979-80
Consecutive Games 100+ Points, Season	66	Philadelphia	11/4/61 - 2/22/62
Consecutive Games 100+ Points, Overall	74	San Francisco	2/12/66 - 2/2/67

* NBA record

WARRIORS TOP HOME/ROAD STREAKS WEST COAST ERA



LONGEST HOME WINNING STREAKS

STREAK	COACH	DATES OF STREAK	END OF STREAK
54*	Kerr	1/31/15 - 3/29/16	4/1/16 vs. Boston (106-109)
19	Kerr	11/13/14 - 1/25/15	1/27/15 vs. Chicago (111-113 OT)
16	Gottlieb	3/1/50 - 12/19/50	12/25/50 vs. New York (84-86 OT)
16	Cervi/Johnston	1/10/59 - 11/14/59	11/20/59 vs. St. Louis (117-118)
15	Nelson	12/13/89 - 2/15/90	2/18/90 vs. Phoenix (113-131)
12	Attles	11/1/75 - 12/23/75	12/27/75 vs. Houston (110-113)
12	Sharman	10/13/67 - 12/5/67	12/8/67 vs. San Diego (107-127)
11	Hannum/Sharman	3/17/66 - 12/10/66	12/13/66 vs. Cincinnati (112-126)
11	Nelson	1/9/89 - 2/27/89	3/2/89 vs. Indiana (127-131 OT)
10 - nine times, last:	Nelson	2/15/94 - 3/24/94	3/26/94 vs. San Antonio (101-112)

LONGEST HOME LOSING STREAKS

STREAK	COACH	DATES OF STREAK	END OF STREAK
12	Hannum	2/13/65 - 10/15/65	10/29/65 vs. New York (110-100)
11	Carlesimo	12/27/97 - 2/13/98	2/15/98 vs. Boston (101-87)
9	Bach	12/29/84 - 1/31/85	2/2/85 vs. New York (114-98)
9	St. Jean	3/5/00 - 4/7/00	4/9/00 vs. Denver (117-103)
9	Cowens	2/13/01 - 3/21/01	3/24/01 vs. Detroit (103-95)
8	Lee	1/5/69 - 2/8/69	2/18/69 vs. Detroit (121-114)
8	Cowens	3/26/01 - 11/1/01	11/4/01 vs. Portland (96-86)
7	Sharman/Lee	3/5/68 - 10/18/68	10/22/68 vs. Phoenix (109-101)
7	Carlesimo/St. Jean	12/22/99 - 1/15/00	1/17/00 vs. Orlando (113-100)

LONGEST ROAD WINNING STREAKS

STREAK	COACH	DATES OF STREAK	END OF STREAK
14	Kerr	10/30/15 - 12/11/15	12/12/15 at Milwaukee (95-108)
10	Kerr	11/16/14 - 12/14/14	12/16/14 at Memphis (98-105)
7	Lee	1/19/69 - 2/11/69	2/12/69 at Baltimore (110-120)
7	Jackson	12/23/13 - 1/7/14	1/8/14 at Brooklyn (98-102)
6	Montgomery	3/12/05 - 4/6/05	4/11/05 at Denver (106-122)
6	Kerr	1/18/16 - 2/10/16	2/19/16 at Portland (105-137)

LONGEST ROAD LOSING STREAKS

STREAK	COACH	DATES OF STREAK	END OF STREAK
20	Hannum	12/16/64 - 3/14/65	3/16/65 at Philadelphia (115-107)
17	Gottlieb	1/11/53 - 11/1/53	11/8/53 at Baltimore (85-75)
17	Karl	11/16/87 - 1/18/88	1/20/88 at New Jersey (103-101)
15	Gottlieb	3/1/52 - 1/4/53	1/6/53 at Indianapolis (76-71)
14	Nelson	11/22/94 - 1/19/95	1/26/95 at Washington (121-118 OT)
13	Attles	11/25/79 - 1/28/80	1/29/80 at Detroit (111-100)
13	Bach	1/7/85 - 2/20/85	2/22/85 at New Jersey (131-127)
13	Nelson	4/2/89 - 12/6/89	12/12/89 at Sacramento (118-103)
13	Winters	1/2/02 - 3/5/02	3/8/02 at Houston (108-95)
13	Nelson	1/23/10 - 3/20/10	3/28/10 at L.A. Clippers (121-103)
12	Bach	11/20/85 - 12/27/85	12/29/85 at L.A. Lakers (130-122)
12	St. Jean/Cowens	3/21/00 - 11/9/00	11/17/00 at Indiana (92-90)
12	Cowens	3/3/01 - 10/31/01	11/3/01 at L.A. Clippers (110-108 OT)
12	Musselman	12/19/03 - 1/22/04	1/24/04 at Portland (105-87)
11 - four times, last:	Winters/Musselman	3/27/02 - 11/9/02	11/11/02 at Memphis (108-101)

* NBA record

WARRIORS YEARLY TEAM STATS

WARRIORS YEARLY OVERALL TEAM STATISTICS

YEAR	G	FG	FGA	PCT	3FG	3FGA	PCT	FT	FTA	PCT	OFF	DEF	TOT	AVG	AST	PF	DQ	STL	TO	BLK	PTS	AVG
1946-47 (Phi.)	60	1510	5384	.280	—	—	—	1098	1596	.688	—	—	—	—	343	1082	—	—	—	—	4118	68.6
1947-48 (Phi.)	48	1279	4875	.262	—	—	—	963	1349	.714	—	—	—	—	335	934	—	—	—	—	3521	73.4
1948-49 (Phi.)	60	1831	5695	.322	—	—	—	1360	1897	.717	—	—	—	—	1043	1459	—	—	—	—	5022	83.7
1949-50 (Phi.)	68	1779	5771	.312	—	—	—	1425	2037	.700	—	—	—	—	1142	1768	—	—	—	—	4983	73.3
1950-51 (Phi.)	66	1985	5665	.350	—	—	—	1664	2181	.763	—	—	—	3586	543	1432	61	—	—	—	5634	85.4
1951-52 (Phi.)	66	2039	5367	.380	—	—	—	1634	2143	.762	—	—	—	3647	553	1593	806	57	—	—	5712	86.5
1952-53 (Phi.)	69	1987	5546	.358	—	—	—	1560	2298	.679	—	—	—	3763	545	1513	1860	70	—	—	5534	80.2
1953-54 (Phi.)	72	2023	5431	.372	—	—	—	1586	2272	.698	—	—	—	3589	498	1468	1741	42	—	—	5632	78.2
1954-55 (Phi.)	72	2392	6234	.384	—	—	—	1928	2625	.734	—	—	—	4238	589	1744	1716	29	—	—	6712	93.2
1955-56 (Phi.)	72	2641	6437	.410	—	—	—	2142	2829	.757	—	—	—	4362	606	1886	1872	45	—	—	7424	103.1
1956-57 (Phi.)	72	2584	6253	.396	—	—	—	2062	2658	.776	—	—	—	4305	598	1467	1732	36	—	—	7435	103.3
1957-58 (Phi.)	72	2765	7276	.380	—	—	—	1977	2596	.762	—	—	—	4836	672	1441	1763	31	—	—	7507	104.3
1958-59 (Phi.)	72	2826	7423	.381	—	—	—	1783	2425	.735	—	—	—	4910	682	1375	1776	36	—	—	7435	103.3
1959-60 (Phi.)	75	3549	8678	.409	—	—	—	1797	2686	.669	—	—	—	5916	789	1796	1715	21	—	—	8895	118.6
1960-61 (Phi.)	79	3768	8883	.424	—	—	—	2022	3108	.651	—	—	—	5938	752	1959	1936	38	—	—	9558	121.0
1961-62 (Phi.)	80	3917	8929	.439	—	—	—	2201	3207	.686	—	—	—	5939	743	2073	2013	71	—	—	10035	125.4
PHILLY TOTALS	1103	38875	104127	.373	—	—	—	27202	37907	.718	—	—	—	55029	63.5	22610	26883	537	—	—	104952	95.2
1962-63	80	3805	8449	.450	—	—	—	1870	2797	.669	—	—	—	5359	669	1906	1882	45	—	—	9480	118.5
1963-64	80	3407	7779	.438	—	—	—	1800	2821	.638	—	—	—	5499	687	1899	1978	33	—	—	8614	107.7
1964-65	80	3323	8245	.403	—	—	—	1819	2844	.640	—	—	—	5715	714	1653	2002	34	—	—	8465	105.8
1965-66	80	3557	8512	.418	—	—	—	2129	2879	.739	—	—	—	5727	716	1872	2069	37	—	—	9243	115.5
1966-67	81	3814	8818	.433	—	—	—	2283	3021	.756	—	—	—	5974	738	1876	2120	48	—	—	9911	122.4
1967-68	82	3632	8587	.423	—	—	—	2334	3153	.740	—	—	—	6029	735	1901	2265	52	—	—	9598	117.0
1968-69	82	3414	8218	.415	—	—	—	2119	2949	.719	—	—	—	5109	623	1822	2087	43	—	—	8947	109.1
1969-70	82	3555	8224	.432	—	—	—	2004	2646	.757	—	—	—	4772	582	1861	2050	32	—	—	9114	111.1
1970-71	82	3454	7709	.448	—	—	—	1875	2468	.760	—	—	—	4643	566	1833	25	—	—	—	8783	107.1
1971-72	82	3477	7923	.439	—	—	—	1917	2500	.767	—	—	—	4450	543	1854	1840	16	—	—	8871	108.2
1972-73	82	3715	8163	.455	—	—	—	1493	1871	.798	—	—	—	4405	537	1985	1693	15	—	—	8923	108.8
1973-74	82	3721	8020	.464	—	—	—	1569	2018	.778	1379	3035	4414	53.8	1989	1893	33	668	1667	450	9011	109.9
1974-75	82	3714	7981	.465	—	—	—	1470	1915	.768	1416	2854	4270	52.1	2076	2109	22	972	1716	365	8898	108.5
1975-76	82	3691	7982	.462	—	—	—	1620	2158	.751	1349	2912	4261	52.0	2041	2022	13	928	1613	415	9002	109.8
1976-77	82	3724	7832	.475	—	—	—	1649	2172	.759	1300	2639	3939	48.0	2120	2058	24	904	1624	402	9097	110.9
1977-78	82	3574	7654	.467	—	—	—	1550	2081	.745	1183	2629	3812	46.5	2098	2113	29	873	1518	445	8698	106.1
1978-79	82	3627	7453	.487	—	—	—	1367	1872	.730	1169	2513	3682	44.9	2064	2022	25	774	1500	420	8621	105.1
1979-80	82	3527	7318	.482	27	121	.223	1412	1914	.738	1155	2437	3592	43.8	2028	2082	28	779	1492	339	8493	103.6
1980-81	82	3560	7284	.489	60	210	.286	1826	2513	.727	1403	2366	3769	46.0	2026	2162	36	612	1547	302	9006	109.8

WARRIORS YEARLY TEAM STATS



YEAR	G	FG	FGA	PCT	3FG	3FGA	PCT	FT	FTA	PCT	OFF	DEF	TOT	AVG	AST	PF	DQ	STL	TO	BLK	PTS	AVG
1981-82	82	3646	7349	496	91	325	280	1709	2382	717	1282	2452	3734	45.5	1820	2227	32	685	1424	392	9092	110.9
1982-83	82	3627	7508	483	34	150	227	1620	2199	737	1281	2284	3566	43.5	1964	2138	32	856	1606	430	8908	108.6
1983-84	82	3519	7534	467	55	226	243	1915	2577	743	1390	2171	3561	43.4	1837	2108	23	830	1518	348	9008	109.9
1984-85	82	3498	7555	463	112	397	282	1944	2531	768	1327	2139	3466	42.3	1759	2136	28	803	1460	284	9052	110.4
1985-86	82	3650	7567	482	87	278	313	1912	2517	760	1271	2344	3615	44.1	2018	2032	37	751	1400	354	9299	113.4
1986-87	82	3551	7412	479	116	364	319	1970	2526	778	1193	2384	3544	43.2	2083	2138	18	715	1354	321	9188	112.0
1987-88	82	3463	7404	468	91	312	292	1754	2204	796	1140	2252	3392	41.4	2005	2155	25	741	1395	283	8771	107.0
1988-89	82	3730	7977	468	194	629	308	1904	2384	799	1323	2561	3884	47.4	2009	1946	21	831	1488	483	9558	116.6
1989-90	82	3489	7208	484	243	733	324	2313	2858	809	915	2385	3300	40.2	1978	2010	22	756	1415	648	9534	116.3
1990-91	82	3566	7346	485	270	801	337	2162	2761	783	1113	2306	3419	41.7	1954	2207	37	803	1359	378	9564	116.6
1991-92	82	3677	7427	507	254	763	333	1944	2606	746	1137	2376	3513	42.8	2064	2049	24	854	1353	375	9732	118.7
1992-93	82	3474	7212	482	298	852	350	1768	2465	717	1219	2384	3472	42.3	2017	1804	20	693	1451	383	9034	109.9
1993-94	82	3512	7145	492	291	859	339	1529	2304	664	1183	2396	3579	43.6	2198	1789	18	804	1433	511	8844	107.9
1994-95	82	3217	6873	468	546	1602	341	1687	2395	704	1101	2371	3472	42.3	2017	1804	20	649	1497	391	8667	105.7
1995-96	82	3056	6700	456	447	1199	373	1775	2340	722	1334	2493	3827	46.7	1706	1884	20	650	1378	523	8309	97.7
1996-97	82	2997	6567	456	481	1363	353	1696	2180	778	1086	2259	3345	40.8	1822	1787	14	611	1410	359	8171	99.6
1997-98	82	2845	6884	413	189	696	272	1358	1912	710	1288	2473	3761	45.9	1708	1859	22	621	1369	448	7237	88.3
1998-99	50	1730	4173	415	162	565	287	794	1175	676	816	1559	2375	47.5	1037	1270	15	414	768	221	4416	88.3
1999-00	82	2996	7140	420	345	1069	323	1497	2147	697	1300	2438	3738	45.5	1851	2043	27	731	1302	356	7834	95.5
2000-01	82	2937	7175	409	282	964	293	1428	2024	706	1345	2385	3730	45.5	1788	1727	17	742	1301	410	7584	92.5
2001-02	82	2998	6989	429	320	994	322	1693	2344	722	1334	2493	3827	46.7	1706	1884	20	650	1378	523	8009	97.7
2002-03	82	3061	6941	441	425	1235	344	1853	2383	778	1284	2546	3830	46.7	1712	1786	13	594	1295	506	8400	102.4
2003-04	82	2875	6511	442	429	1283	334	1470	2028	725	1002	2533	3535	43.1	1681	1691	14	576	1211	389	7649	93.3
2004-05	82	3029	7039	430	624	1774	325	1412	1955	722	1069	2436	3505	42.7	1811	1833	25	642	1112	420	8094	98.7
2005-06	82	2939	6785	433	625	1832	341	1573	2190	718	980	2485	3465	42.3	1694	1941	17	604	1156	357	8076	98.5
2006-07	82	3261	7048	463	700	1967	356	1515	2113	717	941	2455	3396	41.4	1950	1933	16	750	1309	466	8737	106.5
2007-08	82	3403	7406	459	761	2185	348	1538	2044	752	1045	2496	3451	43.2	1833	1875	18	744	1082	377	9105	111.0
2008-09	82	3231	7055	458	550	1475	373	1893	2392	791	953	2492	3445	42.0	1711	1842	25	638	1201	527	8905	108.6
2009-10	82	3329	7094	469	633	1687	375	1631	2085	782	753	2397	3150	38.4	1839	1886	21	761	1204	340	8922	108.8
2010-11	82	3251	7047	461	685	1749	392	1290	1695	761	955	2370	3325	40.5	1847	1806	16	737	1198	406	8477	103.4
2011-12	66	2489	5443	457	524	1351	388	951	1235	770	640	1947	2587	39.2	1470	1410	11	528	915	362	6453	97.8
2012-13	82	3130	6840	458	658	1632	403	1378	1744	790	885	2801	3686	45.0	1845	1753	10	567	1236	346	8296	101.2
2013-14	82	3236	7005	462	774	2037	380	1303	1731	753	896	2819	3715	45.3	1912	1784	15	642	1247	407	8549	104.3
2014-15	82	3410	7137	478	883	2217	398	1313	1709	768	853	2814	3667	44.7	2248	1628	8	762	1185	496	9016	110.0
2015-16	82	3489	7159	487	1077	2592	416	1366	1790	763	816	2972	3788	46.2	2373	1627	9	689	1245	498	9421	114.9
BAY AREA	4371	181692	397806	457	14343	40505	354	90964	122517	742	48643	105612	211938	48.8	102407	104275	1308	30990	58297	17393	468691	107.2
TOTAL	5474	219208	501993	437	14343	40505	354	118166	160424	737	48643	105612	266967	48.8	125017	131158	1845	30990	58297	17393	573848	104.8

OPPONENTS YEARLY TEAM STATS

OPPONENTS YEARLY OVERALL TEAM STATISTICS

YEAR	G	FG	FGA	PCT	3FG	3FGA	PCT	FT	FTA	PCT	OFF	DEF	TOTAL	AVG	AST	PF	DQ	STL	TO	BLK	PTS	AVG	DIFF
1946-47	60																					65.2	+3.4
1947-48	48																					72.1	+1.3
1948-49	60																					83.4	+0.3
1949-50	68																					76.4	-3.1
1950-51	66																					81.6	+3.8
1951-52	66																					87.8	-1.3
1952-53	69																					88.9	-8.7
1953-54	72																					80.4	-2.2
1954-55	72																					93.5	-0.3
1955-56	72																					98.8	+4.3
1956-57	72																					98.8	+1.6
1957-58	72																					104.4	-0.1
1958-59	72																					106.3	-3.0
1959-60	75																					116.4	+2.2
1960-61	79																					120.1	+0.9
1961-62	80																					122.7	+2.7
1962-63	80																					120.6	-2.1
1963-64	80																					102.6	+5.1
1964-65	80																					112.0	-6.2
1965-66	80																					118.2	-2.7
1966-67	81																					119.5	+2.9
1967-68	82																					117.6	-0.6
1968-69	82																					110.7	-1.6
1969-70	82																					115.6	-4.5
1970-71	82	3583	8371	.428	—	—	—	1735	2318	.748	—	—	4305	52.5	1949	1882	16	—	—	—	8901	108.5	-1.4
1971-72	82	3560	8082	.440	—	—	—	1688	2265	.745	—	—	4381	53.4	1968	1912	25	—	—	—	8808	107.4	+0.8
1972-73	82	3603	8163	.441	—	—	—	1463	1891	.774	—	—	4265	52.0	2034	1766	14	—	—	—	8669	105.7	+3.1
1973-74	82	3619	7995	.453	—	—	—	1563	2054	.761	1227	2702	3929	47.9	2027	1826	15	714	1477	465	8801	107.3	+2.6
1974-75	82	3481	7628	.456	—	—	—	1666	2209	.754	1185	2658	3843	46.9	2084	1855	17	794	1644	387	8628	105.2	+3.3
1975-76	82	3437	7742	.444	—	—	—	1583	2150	.736	1288	2730	4018	49.0	2006	1946	22	743	1761	395	8457	103.1	+6.7
1976-77	82	3567	7584	.470	—	—	—	1699	2282	.745	1256	2640	3896	47.5	2114	1939	26	757	1778	420	8833	107.7	+3.2
1977-78	82	3425	7368	.465	—	—	—	1820	2408	.756	1185	2794	3979	48.5	2037	1975	21	728	1738	408	8670	105.7	+0.4
1978-79	82	3493	7255	.481	—	—	—	1604	2155	.744	1147	2533	3680	44.9	2094	1854	20	637	1580	362	8590	104.8	+0.3
1979-80	82	3438	6975	.493	72	219	329	1905	2544	.749	1056	2564	3620	44.1	2091	1785	14	720	1486	361	8853	108.0	-4.4

STATISTICS NOT RECORDED BY NBA

STATISTICS NOT RECORDED BY NBA

OPPONENTS YEARLY TEAM STATS



YEAR	G	FG	FGA	PCT	3FG	3FGA	PCT	FT	FTA	PCT	OFF	DEF	TOTAL	AVG	AST	PF	DQ	STL	TO	BLK	PTS	AVG	DIFF
1980-81	82	3631	7204	.504	37	160	.231	1804	2411	.748	1137	2210	3347	40.8	2223	2093	19	714	1385	386	9103	111.0	-1.2
1981-82	82	3555	7250	.490	40	172	.233	1857	2466	.753	1112	2407	3519	42.9	2079	2156	26	661	1368	393	9007	109.8	+1.1
1982-83	82	3706	7260	.510	42	167	.251	1751	2391	.732	1249	2495	3744	45.7	2170	2026	23	758	1690	489	9205	112.3	-3.7
1983-84	82	3725	7210	.517	36	171	.211	1801	2377	.758	1211	2513	3724	45.4	2150	2246	31	691	1694	494	9287	113.3	-3.4
1984-85	82	3839	7165	.536	57	220	.259	1919	2530	.758	1101	2521	3622	44.2	2336	2180	25	650	1583	469	9654	117.7	-7.3
1985-86	82	3863	7432	.520	65	229	.284	1791	2401	.746	1170	2519	3689	45.0	2325	2069	18	692	1487	442	9582	116.9	-3.5
1986-87	82	3615	7339	.493	155	460	.337	1995	2665	.749	1249	2481	3730	45.5	2174	2052	38	688	1412	450	9380	114.4	-2.4
1987-88	82	3627	7244	.501	152	470	.323	2047	2700	.758	1209	2509	3718	45.3	2271	1811	10	747	1413	432	9453	115.3	-8.3
1988-89	82	3693	8000	.462	281	821	.342	1916	2501	.766	1437	2639	4076	49.7	2215	1935	20	861	1554	485	9583	116.9	-0.3
1989-90	82	3766	7885	.478	261	733	.356	1998	2633	.759	1495	2594	4089	49.9	2331	2219	24	817	1422	430	9791	119.4	-3.1
1990-91	82	3544	7349	.482	221	686	.322	2121	2797	.758	1292	2480	3772	46.0	2164	2206	36	726	1534	437	9430	115.0	+1.6
1991-92	82	3616	7507	.482	257	776	.331	1923	2563	.750	1324	2436	3760	45.9	2122	2021	15	794	1512	435	9412	114.8	+3.9
1992-93	82	3471	7197	.482	272	794	.343	1881	2492	.755	1174	2345	3519	42.9	2098	1993	23	824	1350	457	9095	110.9	-1.0
1993-94	82	3428	7332	.468	305	869	.351	1540	2108	.731	1324	2408	3732	45.5	2184	1870	18	842	1426	408	8701	106.1	+1.8
1994-95	82	3527	7233	.488	492	1384	.355	1565	2175	.746	1114	2292	3406	41.5	2098	1959	23	698	1375	385	8453	103.1	-1.5
1995-96	82	3206	6753	.475	477	1308	.365	1672	2097	.746	1114	2292	3406	41.5	2098	1959	23	698	1375	385	8453	103.1	-1.5
1996-97	82	3199	6735	.475	581	1558	.373	1578	2103	.750	1089	2272	3361	41.0	2159	1886	22	824	1288	395	8557	104.4	-4.7
1997-98	82	2992	6742	.444	334	962	.347	1667	2286	.729	1134	2535	3669	44.7	2011	1638	6	757	1154	478	7985	97.4	-9.1
1998-99	50	1617	3848	.420	193	575	.336	1114	1531	.728	656	1503	2159	43.2	1023	1027	8	400	735	304	4541	90.8	-2.5
1999-00	82	3165	6776	.467	427	1163	.367	1755	2328	.754	1091	2691	3782	40.5	2036	1887	18	690	1338	495	8512	103.8	-8.3
2000-01	82	3179	6740	.472	439	1159	.379	1529	2011	.760	1039	2693	3732	45.5	2045	1765	18	722	1348	493	8326	101.5	-9.0
2001-02	82	3213	6993	.459	404	1162	.348	1622	2125	.763	1100	2450	3550	43.3	2002	1946	26	706	1176	512	8452	103.1	-5.4
2002-03	82	3240	7175	.452	438	1177	.372	1575	2084	.756	1204	2388	3592	43.8	1934	1934	25	710	1121	491	8493	103.6	-1.2
2003-04	82	2948	6630	.445	414	1107	.374	1399	1875	.746	981	2532	3513	42.8	1762	1801	16	666	1145	418	7709	94.0	-0.7
2004-05	82	3133	6838	.458	450	1239	.363	1555	2087	.745	1057	2771	3828	46.7	1858	1782	16	570	1257	417	8271	100.9	-2.2
2005-06	82	3047	6674	.457	469	1335	.351	1624	2187	.743	985	2662	3647	44.5	1828	1919	14	576	1258	409	8187	99.8	-1.4
2006-07	82	3171	6871	.462	609	1664	.366	1814	2419	.750	1074	2733	3807	46.4	2023	1832	7	680	1525	399	8765	106.9	-0.3
2007-08	82	3273	6998	.468	572	1556	.368	1806	2378	.759	1053	2803	3856	47.0	1939	1736	9	567	1384	413	8924	108.8	+2.2
2008-09	82	3401	7273	.468	582	1531	.380	1828	2346	.779	1165	2695	3860	47.1	1980	1927	24	647	1229	414	9212	112.3	-3.7
2009-10	82	3409	7033	.485	567	1514	.375	1832	2390	.767	1100	2842	3942	48.1	1979	1757	9	645	1442	407	9217	112.4	-3.6
2010-11	82	3173	6788	.467	567	1586	.358	1755	2262	.776	1051	2623	3674	44.8	2029	1512	11	672	1324	352	8668	105.7	-2.3
2011-12	66	2461	5431	.453	468	1281	.365	1288	1725	.747	869	2157	3026	45.8	1527	1095	2	499	978	328	6678	100.2	-3.4
2012-13	82	3051	6954	.439	657	1896	.347	1464	1958	.748	907	2596	3503	42.7	1931	1571	3	700	1110	399	8223	101.3	+0.9
2013-14	82	3019	6920	.436	569	1656	.344	1548	2023	.765	878	2671	3549	43.3	1683	1584	10	649	1232	342	8155	99.5	+4.8
2014-15	82	3031	7084	.428	592	1757	.337	1534	2011	.763	963	2690	3653	44.5	1718	1541	5	680	1329	293	8188	99.9	+10.1
2015-16	82	3188	7330	.435	640	1928	.332	1523	2013	.757	937	2662	3599	43.9	1823	1627	7	710	1185	336	8539	104.1	+10.8

WARRIORS RECORD BY MONTH -- WEST COAST ERA

YEAR	OCT	NOV	DEC	JAN	FEB	MAR	APR
1962-63	4-1	4-11	7-9	4-13	7-9	5-6	---
1963-64	3-2	6-8	9-6	11-7	13-5	6-4	---
1964-65	1-5	5-11	5-12	1-13	2-14	3-8	---
1965-66	4-2	7-10	6-12	8-6	5-9	5-6	---
1966-67	4-3	11-5	9-5	10-7	6-9	4-8	---
1967-68	7-4	11-3	10-7	5-8	8-9	2-8	---
1968-69	3-3	8-8	5-12	8-6	10-7	7-5	---
1969-70	3-2	8-9	7-9	5-11	4-12	3-9	---
1970-71	3-5	11-5	9-9	7-7	6-10	5-5	---
1971-72	6-3	10-6	4-10	13-1	10-6	8-5	---
1972-73	6-2	9-5	8-5	10-8	7-7	7-8	---
1973-74	4-3	9-4	4-10	10-5	10-5	7-11	---
1974-75	4-2	11-4	8-6	7-7	6-8	11-6	1-1
1975-76	2-2	10-3	11-3	12-4	8-5	13-4	3-2
1976-77	2-2	7-8	7-5	10-6	8-7	9-6	3-2
1977-78	5-2	5-9	5-9	9-5	5-7	11-5	3-2
1978-79	5-4	7-6	6-8	7-10	3-8	7-7	3-1
1979-80	5-5	5-9	2-12	4-12	4-9	4-11	---
1980-81	6-5	7-6	8-7	6-7	6-9	6-9	---
1981-82	1-1	7-6	8-5	7-6	8-7	9-7	5-5
1982-83	2-0	3-11	7-7	7-8	4-9	3-11	4-6
1983-84	2-0	6-9	7-9	5-8	7-6	5-10	5-3
1984-85	0-3	6-8	4-9	0-15	5-9	5-11	2-5
1985-86	1-3	7-8	4-11	2-14	5-6	9-6	2-4
1986-87	0-1	9-5	8-8	7-8	4-9	9-3	5-6
1987-88	---	2-10	2-10	5-10	5-9	3-13	3-10
1988-89	---	6-7	5-7	11-5	9-2	9-10	3-8
1989-90	---	3-10	7-7	10-5	5-8	7-8	5-7
1990-91	---	10-6	5-7	10-4	4-9	8-9	7-3
1991-92	---	9-5	10-3	8-5	11-4	11-6	6-4
1992-93	---	5-8	10-5	5-9	4-10	4-9	6-7
1993-94	---	7-6	7-7	9-5	8-5	9-6	10-3
1994-95	---	8-5	2-12	2-11	4-9	6-11	4-8
1995-96	---	5-10	7-7	6-8	8-5	5-11	5-5
1996-97	---	4-11	7-7	6-9	4-7	4-12	5-6
1997-98	0-1	1-12	6-8	1-14	4-9	3-14	4-5
1998-99	---	---	---	---	6-7	7-10	7-10
1999-00	---	2-11	4-12	3-9	7-8	1-16	2-7
2000-01	1-0	4-8	5-10	4-11	2-11	1-13	0-10
2001-02	0-1	7-8	5-9	2-11	2-10	2-16	3-6
2002-03	1-0	5-11	6-7	8-7	8-5	8-8	2-6
2003-04	0-1	8-6	6-9	6-9	5-8	8-8	4-4
2004-05	---	3-10	8-8	1-14	4-7	10-6	8-3
2005-06	---	11-6	6-8	3-9	4-9	6-9	4-7
2006-07	---	9-7	7-9	5-9	5-8	8-6	8-1
2007-08	0-1	8-6	11-6	9-6	7-3	10-6	3-6
2008-09	0-2	5-10	5-12	5-9	5-5	5-11	4-4
2009-10	0-2	6-8	3-12	4-11	4-8	4-12	5-3
2010-11	2-1	6-9	5-9	7-8	6-5	6-12	4-2
2011-12	--	---	2-2	5-10	7-6	6-12	3-13
2012-13	1-0	8-6	12-4	8-7	4-8	9-7	5-3
2013-14	1-1	8-7	11-5	9-6	7-4	9-5	6-3
2014-15	1-0	13-2	11-3	12-3	8-3	16-2	6-2
2015-16	3-0	16-0	11-2	14-2	9-1	15-2	5-2
TOTAL	93-75	369-379	354-412	353-428	316-395	363-449	172-195
	(.554)	(.493)	(.462)	(.452)	(.444)	(.447)	(.469)

MAY: 1-2 (all in 1998-99)

WARRIORS ALL-TIME HIGHEST/LOWEST SCORING GAMES IN SHOT CLOCK ERA



WARRIORS HIGHEST SCORING GAMES

PTS	DATE	OPPONENT	SCORE
169	3/2/62	New York at Hershey	169-147
162	11/2/90	at Denver	162-158
155	3/4/89	Sacramento	155-143
154	1/7/84	San Antonio	154-133
153	3/28/92	at New Jersey (OT)	153-148
	11/2/91	Sacramento	153-91
152	11/7/81	Denver	152-107
151	11/9/61	Syracuse	151-108
	3/21/89	Portland	151-127
150	3/19/77	Indiana	150-91
	1/15/86	Utah	150-104
	2/1/87	New Jersey (40T)	150-147
	12/22/89	Indiana	150-124
148	3/10/63	at Syracuse	148-163
	3/31/92	at Sacramento (20T)	148-136
147	12/8/61	Los Angeles (30T)	147-151
	2/27/62	at St. Louis	147-137
	1/8/91	Denver	147-125
146	1/24/67	Baltimore	146-125
	1/16/89	Seattle	146-117
	4/1/94	Minnesota	146-109
	11/9/09	Minnesota	146-105

WARRIORS LOWEST SCORING GAMES

PTS	DATE	OPPONENT	SCORE
64	3/30/96	Cleveland	64-90
65	1/5/04	at Houston	65-83
66	1/2/55	at Fort Wayne	66-89
67	12/3/97	Cleveland	67-95
	11/12/04	at Memphis	67-96
69	1/20/98	Phoenix	69-87
70	11/20/01	New York	70-94
	12/31/03	at New Jersey	70-88
71	12/6/96	Indiana	71-86
	11/12/97	Detroit	71-102
	2/9/99	at Seattle	71-90
	11/19/00	at New York	71-88
	3/30/04	at Philadelphia	71-95
	11/10/04	at San Antonio	71-91
72	12/5/54	at Syracuse	72-89
	12/29/54	Syracuse	72-70
	1/9/98	at Detroit	72-101
	3/23/99	at Portland	72-79
	11/2/03	at L.A. Lakers	72-87
	1/7/05	at New Jersey	72-82
	4/13/09	at San Antonio	72-101
	11/13/10	at Milwaukee	72-79
73	3/9/01	at Dallas	73-102
	11/5/02	at San Antonio	73-93
	3/20/11	at Dallas	73-101
74	1/3/55	at Minneapolis	74-76
	11/21/74	at Cleveland	74-102
	10/21/79	at Portland	74-91
	1/1/83	at Portland	74-105
	3/13/99	Orlando	74-87
	4/6/99	at Houston	74-111
	11/24/00	at Phoenix	74-80
	3/5/04	New Jersey	74-78
	3/12/04	at San Antonio	74-99
	4/9/04	Minnesota	74-92
	11/8/13	at San Antonio	74-76

OPPONENTS HIGHEST SCORING GAMES

PTS	DATE	OPPONENT	SCORE
163	3/10/63	at Syracuse	148-163
162	3/19/72	at Los Angeles	99-162
158	11/2/90	at Denver	162-158
154	3/23/89	Phoenix	124-154
	3/15/09	Phoenix	130-154
153	3/7/62	at Boston	102-153
152	2/13/62	at Cincinnati	132-152
151	12/8/61	Los Angeles (30T)	147-151
	1/18/62	Cincinnati	133-151
	1/20/68	at Los Angeles	122-151
150	12/13/59	at Syracuse	121-150
	2/21/62	at Syracuse	109-150
	2/23/91	at Denver	145-150
149	3/1/61	at Syracuse	128-149
	2/25/62	New York	135-149
	1/15/85	Dallas	104-149
148	11/18/61	at Syracuse	130-148
	3/11/62	at Syracuse	130-148
	1/16/68	at Cincinnati	121-148
	3/28/92	at New Jersey (OT)	153-148
147	3/2/62	New York at Hershey	169-147
	12/27/69	at Baltimore	112-147
	2/1/87	New Jersey (40T)	150-147
	4/15/88	at Portland	113-147
	3/19/10	at San Antonio	116-147

OPPONENTS LOWEST SCORING GAMES

PTS	DATE	OPPONENT	SCORE
63	3/11/13	New York	92-63
69	12/26/97	at Denver	81-69
	4/4/14	Sacramento	102-69
	11/2/15	Memphis	119-69
70	12/29/54	Syracuse	72-70
	12/1/96	Portland	98-70
71	11/22/75	at Washington	111-71
	11/10/01	at New York	90-71
72	2/14/55	Rochester at Buffalo	79-72
	11/5/03	Atlanta	99-72
	11/23/03	Portland	78-72
	3/18/13	at New Orleans	93-72
73	12/4/54	Syracuse at New York	79-73
	2/17/55	Rochester at New Haven	78-73
	12/15/55	Fort Wayne	80-73
	1/16/95	Denver	77-73
74	11/10/70	Cleveland	109-74
	4/24/99	Denver	93-74
75	3/2/55	at Milwaukee	78-75
	10/15/71	at Boston	97-75
	12/23/97	Denver	87-75
	2/28/00	Atlanta	80-75
	2/13/02	Boston	92-75
76	1/3/55	at Minneapolis	74-76
	11/18/93	L.A. Lakers	103-76
	4/3/99	at L.A. Lakers	81-76
	12/11/99	at Minnesota	104-76
	2/1/00	at L.A. Clippers	107-76
	11/8/13	at San Antonio	74-76
	3/23/15	Washington	107-76

WARRIORS ALL-TIME CAREER LEADERS

POINTS

1. Wilt Chamberlain.....	17,783
2. Rick Barry.....	16,447
3. Paul Arizin.....	16,266
4. Chris Mullin.....	16,235
5. Nate Thurmond.....	13,191
6. Jeff Mullins.....	12,547
7. Purvis Short.....	11,894
8. Stephen Curry.....	11,089
9. Neil Johnston.....	10,023
10. Joe Barry Carroll.....	9,996

POINTS PER GAME (MIN. 100 GAMES)

1. Wilt Chamberlain.....	41.5
2. Rick Barry.....	25.6
3. World B. Free.....	23.4
4. Paul Arizin.....	23.0
5. Mitch Richmond.....	22.7
6. Bernard King.....	22.5
7. Stephen Curry.....	22.4
8. Rudy LaRusso.....	21.3
9. Joe Barry Carroll.....	20.4
10. Antawn Jamison.....	20.2

GAMES PLAYED

1. Chris Mullin.....	807
2. Nate Thurmond.....	757
3. Jeff Mullins.....	716
4. Paul Arizin.....	713
5. Al Attles.....	711
6. Rick Barry.....	642
7. Adonal Foyle.....	641
8. Larry Smith.....	617
9. Purvis Short.....	614
10. Guy Rodgers.....	587

REBOUNDS

1. Nate Thurmond.....	12,771
2. Wilt Chamberlain.....	10,768
3. Larry Smith.....	6,440
4. Clyde Lee.....	6,416
5. Paul Arizin.....	6,129
6. Neil Johnston.....	5,856
7. Rick Barry.....	4,655
8. Joe Grabowski.....	4,503
9. Clifford Ray.....	4,310
10. Tom Gola.....	4,269

REBOUNDS PER GAME (MIN. 100 GAMES)

1. Wilt Chamberlain.....	25.1
2. Nate Thurmond.....	16.9
3. Jerry Lucas.....	15.2
4. Neil Johnston.....	11.3
5. Clyde Lee.....	11.0
6. Danny Fortson.....	10.7
7. Larry Smith.....	10.4
8. Tom Gola.....	9.7
9. Robert Parish.....	9.5
10. Woody Sauldsberry.....	9.4

MINUTES PLAYED

1. Nate Thurmond.....	30,729
2. Chris Mullin.....	28,225
3. Paul Arizin.....	24,897
4. Rick Barry.....	24,443
5. Jeff Mullins.....	23,495
6. Guy Rodgers.....	21,148
7. Wilt Chamberlain.....	20,233
8. Purvis Short.....	19,230
9. Neil Johnston.....	18,298
10. Larry Smith.....	18,023

ASSISTS

1. Guy Rodgers.....	4,855
2. Tim Hardaway.....	3,926
3. Stephen Curry.....	3,393
4. Rick Barry.....	3,247
5. Chris Mullin.....	3,146
6. Jeff Mullins.....	2,913
7. Eric Floyd.....	2,518
8. Al Attles.....	2,483
9. Nate Thurmond.....	2,070
10. Tom Gola.....	2,069

ASSISTS PER GAME (MIN. 100 GAMES)

1. Tim Hardaway.....	9.3
2. Guy Rodgers.....	8.3
3. Baron Davis.....	8.1
4. John Lucas.....	8.0
5. Andy Phillip.....	7.2
6. Stephen Curry.....	6.9
7. Eric Floyd.....	6.7
8. Mookie Blaylock.....	6.0
9. Winston Garland.....	5.5
10. World B. Free.....	5.4

MINUTES PER GAME (MIN. 100 GAMES)

1. Wilt Chamberlain.....	47.2
2. Nate Thurmond.....	40.6
3. Latrell Sprewell.....	40.0
4. Jerry Lucas.....	38.8
5. Paul Arizin.....	38.4
6. Rick Barry.....	38.1
7. Stephen Jackson.....	37.9
8. Tom Gola.....	37.2
9. Tim Hardaway.....	37.0
10. Baron Davis.....	36.9

STEALS

1. Chris Mullin.....	1,360
2. Rick Barry.....	929
3. Stephen Curry.....	886
4. Tim Hardaway.....	821
5. Purvis Short.....	710
6. Latrell Sprewell.....	696
7. Monta Ellis.....	694
8. Sonny Parker.....	611
9. Eric Floyd.....	606
10. Phil Smith.....	539

STEALS PER GAME (MIN. 100 GAMES)

1. Rick Barry.....	2.31
2. Baron Davis.....	2.05
3. Tim Hardaway.....	1.95
4. Mookie Blaylock.....	1.88
5. Stephen Curry.....	1.79
6. Larry Hughes.....	1.74
7. Latrell Sprewell.....	1.74
8. Speedy Claxton.....	1.74
9. Winston Garland.....	1.72
10. Lester Conner.....	1.70

OFFENSIVE REBOUNDS

1. Larry Smith.....	2,709
2. Clifford Ray.....	1,372
3. Erick Dampier.....	1,340
4. Joe Barry Carroll.....	1,326
5. Adonal Foyle.....	1,221
6. Andris Biedrins.....	1,188
7. Purvis Short.....	1,187
8. Antawn Jamison.....	989
9. Chris Mullin.....	949
10. Robert Parish.....	924

BLOCKED SHOTS

1. Adonal Foyle.....	1,140
2. Joe Barry Carroll.....	837
3. Erick Dampier.....	728
4. Manute Bol.....	592
5. Robert Parish.....	549
6. Andris Biedrins.....	538
7. George Johnson.....	507
8. Chris Mullin.....	488
9. Clifford Ray.....	465
10. Andrew Bogut.....	403

BLOCKS PER GAME (MIN. 100 GAMES)

1. Manute Bol.....	3.70
2. George Johnson.....	1.88
3. Ronny Turiaf.....	1.83
4. Robert Parish.....	1.79
5. Adonal Foyle.....	1.78
6. Erick Dampier.....	1.71
7. Andrew Bogut.....	1.71
8. Joe Barry Carroll.....	1.70
9. Joe Smith.....	1.22
10. Sam Williams.....	1.19

DEFENSIVE REBOUNDS

1. Larry Smith.....	3,731
2. Clifford Ray.....	2,938
3. Joe Barry Carroll.....	2,742
4. Chris Mullin.....	2,569
5. Andris Biedrins.....	2,426
6. David Lee.....	2,176
7. Troy Murphy.....	2,099
8. Adonal Foyle.....	2,006
9. Robert Parish.....	1,998
10. Erick Dampier.....	1,958

WARRIORS ALL-TIME CAREER LEADERS



FIELD GOALS MADE

1. Wilt Chamberlain.....	7,216
2. Rick Barry	6,466
3. Chris Mullin	6,150
4. Paul Arizin	5,628
5. Jeff Mullins	5,183
6. Nate Thurmond.....	5,029
7. Purvis Short.....	4,830
8. Joe Barry Carroll.....	4,010
9. Stephen Curry	3,914
10. Neil Johnston.....	3,303

FIELD GOALS ATTEMPTED

1. Rick Barry	14,392
2. Wilt Chamberlain.....	14,270
3. Paul Arizin	13,354
4. Chris Mullin	11,993
5. Nate Thurmond.....	11,836
6. Jeff Mullins	11,126
7. Purvis Short.....	10,091
8. Joe Fulks	9,338
9. Joe Barry Carroll.....	8,263
10. Stephen Curry	8,202

FIELD GOAL % (MIN. 1,000 ATTEMPTS)

1. Andris Biedrins594
2. Andrew Bogut581
3. Chris Gatling.....	.581
4. Bernard King.....	.577
5. Chris Webber550
6. Larry Smith539
7. Clifford Ray537
8. Sarunas Marciulionis.....	.528
9. Victor Alexander.....	.522
10. Butch Beard.....	.521

FREE THROWS MADE

1. Paul Arizin	5,010
2. Rick Barry	3,515
3. Neil Johnston.....	3,417
4. Wilt Chamberlain.....	3,351
5. Chris Mullin	3,345
6. Nate Thurmond.....	3,133
7. Joe Fulks	2,355
8. Jeff Mullins	2,181
9. Purvis Short.....	2,133
10. Joe Barry Carroll.....	1,976

FREE THROWS ATTEMPTED

1. Paul Arizin	6,189
2. Wilt Chamberlain.....	6,037
3. Nate Thurmond.....	4,636
4. Neil Johnston.....	4,447
5. Rick Barry	3,921
6. Chris Mullin	3,881
7. Joe Fulks	3,075
8. Joe Barry Carroll.....	2,672
9. Jeff Mullins	2,667
10. Purvis Short.....	2,608

FREE THROW % (MIN. 500 ATTEMPTS)

1. Stephen Curry902
2. Rick Barry896
3. Chris Mullin862
4. Klay Thompson.....	.853
5. Cazzie Russell841
6. Mitch Richmond840
7. Jim Barnett.....	.831
8. Ron Williams.....	.831
9. Rod Higgins829
10. Eric Floyd824

THREE-POINT FIELD GOALS MADE

1. Stephen Curry	1,593
2. Klay Thompson.....	1,060
3. Jason Richardson	700
4. Tim Hardaway.....	602
5. Chris Mullin	590
6. Latrell Sprewell.....	551
7. Baron Davis.....	434
8. Mike Dunleavy.....	363
9. Stephen Jackson	355
10. Monta Ellis.....	351

THREE-POINT FG ATTEMPTED

1. Stephen Curry	3,590
2. Klay Thompson.....	2,524
3. Jason Richardson	2,001
4. Tim Hardaway.....	1,697
5. Latrell Sprewell.....	1,660
6. Chris Mullin	1,610
7. Baron Davis.....	1,346
8. Monta Ellis.....	1,066
9. Stephen Jackson	1,019
10. Mike Dunleavy.....	940

THREE-POINT % (MIN. 250 ATTEMPTS)

1. Anthony Morrow460
2. Stephen Curry444
3. Klay Thompson.....	.420
4. B.J. Armstrong.....	.413
5. Brandon Rush412
6. Kelenna Azubuike.....	.409
7. Reggie Williams405
8. Mark Price.....	.396
9. Al Harrington.....	.388
10. Derek Fisher.....	.384

PERSONAL FOULS

1. Paul Arizin	2,764
2. Al Attles.....	2,417
3. Larry Smith.....	2,244
4. Nate Thurmond.....	2,065
5. Jeff Mullins	2,037
6. Purvis Short.....	1,964
7. Guy Rodgers	1,940
8. Rick Barry	1,887
9. Clifford Ray	1,809
10. Tom Gola.....	1,731

DISQUALIFICATIONS

1. Paul Arizin	101
2. Tom Gola.....	71
3. Al Attles.....	65
4. Tom Meschery	53
5. Joe Barry Carroll.....	50
5. Larry Smith.....	50
7. Joe Ellis.....	42
8. Joe Fulks	41
9. Guy Rodgers	40
10. Clifford Ray	37

WARRIORS TOP-10 SEASON LEADERS WEST COAST ERA

TOTAL POINTS

1. Wilt Chamberlain3,586 1962-63
2. Wilt Chamberlain2,948 1963-64
3. Rick Barry2,775 1966-67
4. Rick Barry2,450 1974-75
5. Purvis Short2,186 1984-85
6. Chris Mullin2,176 1988-89
7. Chris Mullin2,107 1990-91
8. Chris Mullin2,074 1991-92
9. Rick Barry2,059 1965-66
10. Antawn Jamison2,044 2000-01

POINTS PER GAME (MIN. 50 GAMES)

1. Wilt Chamberlain44.8 1962-63
2. Wilt Chamberlain38.9 1964-65
3. Wilt Chamberlain36.9 1963-64
4. Rick Barry35.6 1966-67
5. Rick Barry30.6 1974-75
6. Stephen Curry30.1	... 2015-16
7. Purvis Short28.0 1984-85
8. Chris Mullin26.5 1988-89
9. Chris Mullin25.9 1992-93
10. Rick Barry25.7 1965-66
Chris Mullin25.7 1990-91

TOTAL MINUTES

1. Wilt Chamberlain3,806 1962-63
2. Wilt Chamberlain3,698 1963-64
3. Latrell Sprewell3,533 1993-94
4. Nate Thurmond3,419 1972-73
5. Antawn Jamison3,394 2000-01
6. Latrell Sprewell3,353 1996-97
7. Nate Thurmond3,351 1970-71
8. Chris Mullin3,346 1991-92
9. Chris Mullin3,315 1990-91
10. Rick Barry3,235 1974-75

REBOUNDS

1. Wilt Chamberlain1,946 1962-63
2. Wilt Chamberlain1,787 1963-64
3. Nate Thurmond1,402 1968-69
4. Nate Thurmond1,395 1964-65
5. Nate Thurmond1,382 1966-67
6. Nate Thurmond1,349 1972-73
7. Nate Thurmond1,312 1965-66
8. Jerry Lucas1,255 1970-71
9. Nate Thurmond1,252 1971-72
10. Clyde Lee1,141 1967-68

REBOUNDS PER GAME (MIN. 50 GAMES)

1. Wilt Chamberlain24.3 1962-63
2. Wilt Chamberlain22.3 1963-64
3. Nate Thurmond22.0 1967-68
4. Nate Thurmond21.3 1966-67
5. Nate Thurmond19.7 1968-69
6. Nate Thurmond18.1 1964-65
7. Nate Thurmond17.9 1965-66
8. Nate Thurmond17.1 1972-73
9. Nate Thurmond16.1 1971-72
10. Jerry Lucas15.7 1970-71

MINUTES PER GAME (MIN. 50 GAMES)

1. Wilt Chamberlain47.6 1962-63
2. Wilt Chamberlain46.1 1963-64
3. Nate Thurmond45.2 1968-69
4. Nate Thurmond43.6 1967-68
5. Nate Thurmond43.3 1972-73
6. Nate Thurmond43.1 1971-72
7. Latrell Sprewell43.1 1993-94
8. Nate Thurmond42.5 1966-67
9. Latrell Sprewell41.9 1996-97
10. Antawn Jamison41.4 2000-01

ASSISTS

1. Eric Floyd848 1986-87
2. Guy Rodgers846 1965-66
3. Guy Rodgers825 1962-63
4. Tim Hardaway807 1991-92
5. Tim Hardaway793 1990-91
6. John Lucas762 1978-79
7. Eric Floyd746 1985-86
8. Tim Hardaway699 1992-93
9. Tim Hardaway689 1989-90
10. Stephen Curry666	... 2013-14

ASSISTS PER GAME (MIN. 50 GAMES)

1. Guy Rodgers10.7 1965-66
2. Tim Hardaway10.6 1992-93
3. Guy Rodgers10.4 1962-63
4. Sleepy Floyd10.3 1986-87
5. Tim Hardaway10.0 1991-92
6. Tim Hardaway9.7 1990-91
7. Tim Hardaway9.3 1994-95
8. John Lucas9.3 2003-04
9. Sleepy Floyd9.1 2010-11
10. Baron Davis8.9 2005-06

OFF. REBOUNDS (EST. 1973-74)

1. Larry Smith433 1980-81
2. Larry Smith405 1984-85
3. Larry Smith384 1985-86
4. Larry Smith366 1986-87
5. Erick Dampier344 2003-04
6. Chris Webber305 1993-94
7. Joe Smith300 1995-96
8. Danny Fortson290 2001-02
9. Larry Smith282 1983-84
10. Antawn Jamison280 2000-01

STEALS (EST. 1973-74)

1. Rick Barry228 1974-75
2. Tim Hardaway214 1990-91
3. Rick Barry202 1975-76
4. Baron Davis191 2007-08
5. Latrell Sprewell180 1993-94
6. Chris Mullin176 1988-89
7. Sonny Parker173 1979-80
8. Chris Mullin173 1991-92
9. Rick Barry172 1976-77
10. Rick Barry169 1973-74

STEALS PER GAME (MIN. 50 GAMES)

1. Rick Barry2.85 1974-75
2. Tim Hardaway2.61 1990-91
3. Rick Barry2.49 1975-76
4. Mookie Blaylock2.36 2000-01
5. Baron Davis2.33 2007-08
6. Monta Ellis2.23 2009-10
7. Winston Garland2.22 1988-89
8. Latrell Sprewell2.20 1993-94
9. Rick Barry2.18 1976-77
10. Chris Mullin2.15 1988-89

DEF. REBOUNDS (EST. 1973-74)

1. David Lee668 2012-13
2. Robert Parish651 1978-79
3. Draymond Green635	... 2015-16
4. Nate Thurmond629 1973-74
5. Clifford Ray611 1974-75
6. Danny Fortson609 2001-02
7. Troy Murphy578 2002-03
8. Larry Smith561 1980-81
9. Larry Smith551 1986-87
10. Troy Murphy548 2005-06

BLOCKED SHOTS (EST. 1973-74)

1. Manute Bol345 1988-89
2. Manute Bol238 1989-90
3. Robert Parish217 1978-79
4. Adonal Foyle205 2002-03
5. Nate Thurmond179 1973-74
6. George Johnson174 1975-76
7. Ronny Turiaf168 2008-09
8. Adonal Foyle168 2001-02
9. Erick Dampier167 2001-02
10. Chris Webber164 1993-94

BLOCKS PER GAME (MIN. 50 GAMES)

1. Manute Bol4.31 1988-89
2. Manute Bol3.17 1989-90
3. Nate Thurmond2.89 1973-74
4. Robert Parish2.86 1978-79
5. Adonal Foyle2.69 2000-01
6. Adonal Foyle2.50 2002-03
7. Erick Dampier2.29 2001-02
8. Chris Webber2.16 1993-94
9. Ronny Turiaf2.13 2008-09
9. Adonal Foyle2.13 2001-02



FIELD GOALS MADE

1. Wilt Chamberlain..... 1,463 ... 1962-63
2. Wilt Chamberlain..... 1,204 ... 1963-64
3. Rick Barry 1,028 ... 1974-75
4. Rick Barry 1,011 ... 1966-67
5. Chris Mullin..... 830 ... 1988-89
6. Chris Mullin..... 830 ... 1991-92
7. Purvis Short..... 819 ... 1984-85
8. Stephen Curry..... 805 ... 2015-16
9. Antawn Jamison..... 800 ... 2000-01
10. Rick Barry 796 ... 1973-74

FIELD GOALS ATTEMPTED

1. Wilt Chamberlain..... 2,770 ... 1962-63
2. Wilt Chamberlain..... 2,298 ... 1963-64
3. Rick Barry 2,240 ... 1966-67
4. Rick Barry 2,217 ... 1974-75
5. Antawn Jamison..... 1,812 ... 2000-01
6. Purvis Short..... 1,780 ... 1984-85
7. Rick Barry 1,698 ... 1965-66
8. Rick Barry 1,686 ... 1977-78
9. Rick Barry 1,630 ... 1972-73
10. Chris Mullin..... 1,630 ... 1988-89

FIELD GOAL % (MIN. 500 ATTEMPTS)

1. Chris Gatling633 ... 1994-95
2. Andris Biedrins..... .626 ... 2007-08
3. Andris Biedrins..... .599 ... 2006-07
4. Bernard King..... .588 ... 1980-81
5. Andris Biedrins..... .578 ... 2008-09
6. Bernard King..... .566 ... 1981-82
7. Chris Mullin..... .553 ... 1996-97
8. Chris Webber..... .550 ... 1993-94
9. Larry Smith546 ... 1986-87
10. Carl Landry540 ... 2012-13

FREE THROWS MADE

1. Rick Barry 753 ... 1966-67
2. Wilt Chamberlain..... 660 ... 1962-63
3. Rick Barry 569 ... 1965-66
4. Wilt Chamberlain..... 540 ... 1963-64
5. World B. Free 528 ... 1980-81
6. Rudy LaRusso..... 522 ... 1967-68
7. Chris Mullin..... 513 ... 1990-91
8. Chris Mullin..... 505 ... 1989-90
9. Purvis Short..... 501 ... 1984-85
10. Chris Mullin..... 493 ... 1988-89
10. Latrell Sprewell 493 ... 1996-97

FREE THROWS ATTEMPTED

1. Wilt Chamberlain..... 1,113 ... 1962-63
2. Wilt Chamberlain..... 1,016 ... 1963-64
3. Rick Barry 852 ... 1966-67
4. Rudy LaRusso..... 661 ... 1967-68
5. Rick Barry 660 ... 1965-66
6. World B. Free 649 ... 1980-81
7. World B. Free 647 ... 1981-82
8. Nate Thurmond..... 621 ... 1968-69
9. Purvis Short..... 613 ... 1984-85
10. Latrell Sprewell 585 ... 1996-97

FREE THROW % (MIN. 150 ATTEMPTS)

1. **Stephen Curry 934 .. 2010-11**
2. Rick Barry924 ... 1977-78
3. Rick Barry923 ... 1975-76
4. Rick Barry916 ... 1976-77
5. **Stephen Curry 914 .. 2014-15**
6. **Stephen Curry 908 .. 2015-16**
7. Mark Price..... .906 ... 1996-97
8. Rick Barry904 ... 1974-75
9. Rick Barry902 ... 1972-73
10. **Stephen Curry 900 .. 2012-13**

THREE-POINT FIELD GOALS MADE

1. **Stephen Curry 402 .. 2015-16**
2. **Stephen Curry 286 .. 2014-15**
3. **Klay Thompson..... 276 .. 2015-16**
4. **Stephen Curry 272 .. 2012-13**
5. **Stephen Curry 261 .. 2013-14**
6. **Klay Thompson..... 239 .. 2014-15**
7. **Klay Thompson..... 223 .. 2013-14**
8. **Klay Thompson..... 211 .. 2012-13**
9. Dorell Wright 194 ... 2010-11
10. Jason Richardson 183 ... 2005-06

THREE-POINTERS ATTEMPTED

1. **Stephen Curry 886* .. 2015-16**
2. **Klay Thompson..... 650 .. 2015-16**
3. **Stephen Curry 646 .. 2014-15**
4. **Stephen Curry 615 .. 2013-14**
5. **Stephen Curry 600 .. 2012-13**
6. **Klay Thompson..... 545 .. 2014-15**
7. **Klay Thompson..... 535 .. 2013-14**
8. **Klay Thompson..... 526 .. 2012-13**
9. Baron Davis..... 525 ... 2007-08
10. Dorell Wright 516 ... 2010-11

THREE-POINT % (MIN. 100 ATTEMPTS)

1. B.J. Armstrong473 ... 1995-96
2. Anthony Morrow..... .467 ... 2008-09
3. Anthony Morrow..... .456 ... 2009-10
4. **Stephen Curry 455 .. 2011-12**
5. **Stephen Curry 454 .. 2015-16**
6. **Stephen Curry 453 .. 2012-13**
7. Brandon Rush452 ... 2011-12
8. Chris Mullin..... .451 ... 1992-93
9. Kelenna Azubuike448 ... 2008-09
10. Brian Cardinal444 ... 2003-04

PERSONAL FOULS

1. Rudy LaRusso..... 337 ... 1967-68
2. Jerome Whitehead..... 322 ... 1984-85
3. Tyrone Hill..... 320 ... 1992-93
4. Larry Smith..... 316 ... 1980-81
5. Tyrone Hill..... 315 ... 1991-92
6. Clifford Ray 305 ... 1974-75
7. Andris Biedrins..... 304 ... 2006-07
8. Ron Williams 301 ... 1970-71
9. Rick Barry 297 ... 1965-66
10. Guy Rodgers..... 296 ... 1962-63

DISQUALIFICATIONS

1. Rudy LaRusso..... 14 ... 1967-68
2. Al Attles..... 13 ... 1966-67
2. Joe Ellis 13 ... 1968-69
2. Joe Ellis 13 ... 1969-70
2. Joe Barry Carroll..... 13 ... 1985-86
6. Byron Houston 12 ... 1992-93
7. Jason Caffey..... 11 ... 1999-00
7. Tom Meschery..... 11 ... 1962-63
7. Butch Beard 11 ... 1973-74
10. Robert Parish 10 ... 1977-78
10. Robert Parish 10 ... 1978-79
10. Joe Barry Carroll..... 10 ... 1980-81
10. Larry Smith 10 ... 1980-81

*NBA RECORD

WARRIORS ALL-TIME TOP SEASON PERFORMANCES

TEAM

CATEGORY	TOTAL	SEASON	AVERAGE
Points	10,035	1961-62	125.4
Field Goals Made	3,917	1961-62	49.0
Field Goals Attempted	8,929	1961-62	111.6
Field Goal Percentage	.507	1991-92	---
Three-Point Field Goals Made	1,077	2015-16*	13.1
Three-Point Field Goals Attempted	2,592	2015-16*	31.6
Three-Point Field Goal Percentage	.416	2015-16	---
Free Throws Made	2,334	1967-68	28.5
Free Throws Attempted	3,207	1961-62	40.1
Free Throw Percentage	.809	1989-90	---
Offensive Rebounds	1,416	1974-75	17.3
Defensive Rebounds	3,035	1973-74	37.0
Total Rebounds	6,029	1967-68	73.5
Assists	2,198	1993-94	26.8
Steals	972	1974-75	11.9
Blocked Shots	643	1988-89	7.8
Turnovers	1,716	1974-75	20.9
Personal Fouls	2,265	1967-68	27.6
Disqualifications	71	1961-62	---

INDIVIDUAL

CATEGORY	PLAYER	SEASON	TOTAL
Total Points	Wilt Chamberlain	1961-62*	4,029
Scoring Average	Wilt Chamberlain	1961-62*	50.4
Field Goals Made	Wilt Chamberlain	1961-62*	1,597
Field Goals Attempted	Wilt Chamberlain	1961-62*	3,159
Field Goal Percentage	Chris Gatling	1994-95	.633
Three-Point Field Goals Made	Stephen Curry	2015-16*	402
Three-Point Field Goals Attempted	Stephen Curry	2015-16*	886
Three-Point Field Goal Percentage	B. J. Armstrong	1995-96	.473
Free Throws Made	Rick Barry	1966-67	753
Free Throws Attempted	Wilt Chamberlain	1961-62*	1,363
Free Throw Percentage	Stephen Curry	2010-11	.934
Offensive Rebounds	Larry Smith	1980-81	433
Defensive Rebounds	David Lee	2012-13	668
Total Rebounds	Wilt Chamberlain	1960-61*	2,149
Average Rebounds	Wilt Chamberlain	1960-61*	27.2
Assists	Eric Floyd	1986-87	848
Average Assists	Guy Rodgers	1965-66	10.7
Steals	Rick Barry	1974-75	228
Average Steals	Rick Barry	1974-75	2.85
Blocked Shots	Manute Bol	1988-89	345
Average Blocked Shots	Manute Bol	1988-89	4.31
Turnovers	Latrell Sprewell	1996-97	322
Personal Fouls	Rudy LaRusso	1967-68	337
Disqualifications	Joe Fulks	1952-53	20
Minutes Played	Wilt Chamberlain	1961-62*	3,882
Average Minutes Played	Wilt Chamberlain	1961-62*	48.5

Current Warriors in bold

*NBA Record

WARRIORS ALL-TIME TOP SCORING PERFORMANCES



PTS	PLAYER	OPPONENT	DATE
100	Wilt Chamberlain	vs. New York at Hershey, PA	3/2/62
78	Wilt Chamberlain	vs. Los Angeles (3OT)	12/8/61
73	Wilt Chamberlain	vs. Chicago	1/13/62
	Wilt Chamberlain	at New York	11/16/62
72	Wilt Chamberlain	at Los Angeles	11/3/62
70	Wilt Chamberlain	at Syracuse	3/10/63
67	Wilt Chamberlain	vs. New York	3/9/61
	Wilt Chamberlain	at St. Louis	2/17/62
	Wilt Chamberlain	vs. New York	2/26/62
	Wilt Chamberlain	vs. Los Angeles	1/17/63
65	Wilt Chamberlain	at Cincinnati	2/13/62
	Wilt Chamberlain	at St. Louis	2/27/62
64	Rick Barry	vs. Portland	3/26/74
63	Joe Fulks	vs. Indianapolis	2/10/49
	Wilt Chamberlain	vs. Los Angeles	12/14/62
	Wilt Chamberlain	at Philadelphia	11/26/64
62*			
61*			
60*			
59*	Purvis Short	vs. New Jersey	11/17/84
58*			
57*	Rick Barry	at Cincinnati	10/19/65
	Rick Barry	at New York	12/14/65
	Purvis Short	vs. San Antonio	1/7/84
56*			
55*	Rick Barry	vs. Philadelphia	1/23/75
	Rick Barry	vs. New York	3/25/78
54*	Stephen Curry	at New York	2/27/13
53*	Stephen Curry	vs. New Orleans	10/31/15
52*	Rick Barry	vs. Chicago at Fresno, CA	2/16/67
	Joe Barry Carroll	vs. Utah	3/5/83
	Klay Thompson	vs. Sacramento	1/23/15
51*	Rick Barry	vs. Houston at San Antonio	1/17/73
	Rick Barry	vs. Philadelphia	2/23/74
	Phil Smith	vs. Phoenix	1/8/76
	Phil Smith	vs. Houston	12/11/76
	Rick Barry	vs. Philadelphia	10/29/77
	Antawn Jamison	at Seattle	12/3/00
	Antawn Jamison	vs. L.A. Lakers	12/6/00
	Stephen Curry	vs. Dallas	2/4/15
	Stephen Curry	at Washington	2/3/16
	Stephen Curry	at Orlando	2/25/16
50*	Neil Johnston	vs. Syracuse at New York	2/16/54
	Rick Barry	vs. St. Louis at Phoenix	12/8/66
	Rick Barry	at Detroit	1/14/67
	Rick Barry	vs. Boston at Oakland	2/14/67
	Rick Barry	at Cincinnati	12/25/67
	Rick Barry	vs. Los Angeles	12/8/73
	Bernard King	vs. Philadelphia	1/3/81
	Jamal Crawford	at Charlotte	12/20/08

*Wilt Chamberlain scored between 50-62 points in 91 games as a member of the Warriors.

OPPONENTS ALL-TIME TOP SINGLE-GAME SCORING PERFORMANCES

PTS	PLAYER	OPPONENT	DATE
63	Elgin Baylor	Los Angeles (3OT)	12/8/61
62	Wilt Chamberlain	Philadelphia	3/3/66
58	Fred Brown	Seattle	3/23/74
56	Tom Chambers	Phoenix	2/18/90
	Karl Malone	Utah	4/7/98
55	Brandon Jennings	Milwaukee	11/14/09
54	Kevin Durant	Oklahoma City	1/17/14
52	Elgin Baylor	Los Angeles	12/8/61
	Elgin Baylor	Los Angeles	12/15/62
51	Bob Pettit	St. Louis	12/6/61
	Elgin Baylor	Los Angeles	12/14/62
	Moses Malone	Houston	3/11/81
	Karl Malone	Utah	12/9/95
	Kobe Bryant	L.A. Lakers	12/6/00
	Dirk Nowitzki	Dallas	3/23/06
	Damian Lillard	Portland	2/19/16
50	Richie Guerin	New York	2/25/62
	Tracy Murray	Washington	2/10/98
	Kevin Martin	Sacramento	4/1/09

Current Warriors in bold

WARRIORS ALL-TIME TEAM RECORDS

MOST POINTS SCORED

One Game	169	Philadelphia vs. New York at Hershey, PA.....	3/2/62
West Coast	162	Golden State at Denver.....	11/2/90
1st Half	88	Golden State vs. Sacramento.....	11/2/91
2nd Half	90	Philadelphia vs. New York at Hershey, PA.....	3/2/62
West Coast	87	Golden State vs. Sacramento.....	3/4/89
1st Quarter	48	Golden State vs. Sacramento.....	11/2/91
2nd Quarter	47	San Francisco vs. Seattle.....	1/23/68
	47	Golden State vs. New York.....	3/14/15
3rd Quarter	57*	Golden State vs. Sacramento.....	3/4/89
4th Quarter	50	Golden State vs. L.A. Clippers.....	3/7/89
	50	Golden State vs. Portland.....	3/21/89
Overtime	22	Golden State vs. Orlando.....	3/11/11

FEWEST POINTS SCORED

One Game	47	Philadelphia at New York.....	2/14/48
Shot Clock Era	64	Golden State vs. Cleveland.....	3/30/96
1st Half	25	Golden State vs. Chicago.....	1/1/74
	25	Golden State vs. New York.....	11/20/01
2nd Half	24	Golden State vs. Minnesota.....	4/9/04
1st Quarter	8	San Francisco at San Diego.....	12/2/67
	8	Golden State at Los Angeles.....	3/18/77
	8	Golden State vs. Chicago.....	1/31/97
2nd Quarter	7	Golden State at Portland.....	1/1/83
	7	Golden State vs. New York.....	11/20/01
3rd Quarter	6	Golden State at Philadelphia.....	3/30/04
4th Quarter	2*	Golden State vs. Toronto (OT).....	2/8/04
Overtime	2	Golden State vs. New York.....	3/26/01
	2	Golden State at Milwaukee.....	12/10/03

FIELD GOALS MADE

One Game	65	Golden State vs. Indiana.....	3/19/77
One Half	36	Golden State vs. Indiana.....	3/19/77
One Quarter	23	Golden State vs. Sacramento.....	3/4/89
Fewest Game	23	Golden State vs. Cleveland.....	3/30/96

FIELD GOALS ATTEMPTED

One Game	153*	Philadelphia vs. Los Angeles (30T).....	12/8/61
West Coast	134	San Francisco vs. Baltimore.....	1/27/67
One Half	83*	Philadelphia vs. Syracuse.....	11/4/59
West Coast	81	San Francisco vs. Los Angeles.....	2/2/69
One Quarter	43	Philadelphia vs. Syracuse.....	11/4/59
West Coast	38	San Francisco vs. Baltimore.....	1/27/67
Fewest Game	59	Philadelphia vs. Milwaukee at Albany, NY.....	3/14/55
	59	Golden State at Cleveland.....	2/27/96

FIELD GOAL PERCENTAGE

Highest	.636	Golden State vs. San Antonio (63-99).....	3/8/87
Lowest	.160	Philadelphia vs. Boston (17-106).....	1/22/47
West Coast	.267	San Francisco vs. Boston (28-105).....	12/5/64

THREE-POINT FIELD GOALS MADE

One Game	22	Golden State at Phoenix.....	11/27/15
	22	Golden State at Dallas.....	3/18/16
One Half	15*	Golden State at Phoenix.....	11/27/15
	15*	Golden State at Dallas.....	3/18/16
One Quarter	9	Golden State at Atlanta.....	3/12/05
	9	Golden State vs. New Orleans.....	3/17/10
	9	Golden State vs. Sacramento.....	1/23/15
	9	Golden State at Phoenix.....	11/27/15
	9	Golden State at Dallas.....	3/18/15

THREE-POINT FIELD GOALS MADE, NONE MISSED

One Game	3	Golden State vs. Seattle.....	2/26/85
----------	---	-------------------------------	---------

THREE-POINT FIELD GOALS ATTEMPTED

One Game	47	Golden State vs. Memphis.....	4/13/16
One Half	28	Golden State vs. Memphis.....	4/13/16
One Quarter	17	Golden State vs. Memphis.....	4/13/16
Overtime	7	Golden State vs. Denver (20T).....	4/22/95

THREE-POINT FIELD GOALS ATTEMPTED, NONE MADE

One Game	15*	Golden State vs. Indiana.....	12/6/96
----------	-----	-------------------------------	---------

WARRIORS ALL-TIME TEAM RECORDS



FREE THROWS MADE

One Game	55	Golden State vs. Utah	3/29/90
One Half	36*	Golden State vs. Utah	3/29/90
One Quarter	22	Golden State vs. Utah	3/29/90
Fewest Game	1	Golden State at Philadelphia	1/30/16

FREE THROWS ATTEMPTED

One Game	74	San Francisco vs. New York (20T)	11/6/64
One Half	43	Golden State vs. Utah	3/29/90
	43	Golden State vs. Sacramento	1/26/96
One Quarter	28	Philadelphia vs. Cincinnati	11/8/59
West Coast	26	San Francisco at Detroit	2/18/68
Fewest Game	2	Golden State at Philadelphia	1/30/16

FREE THROW PERCENTAGE (MINIMUM 15 ATTEMPTS)

Highest	1.000	Golden State vs. Houston (33-33)	4/11/91
	1.000	Golden State at Buffalo (22-22)	11/19/74
	1.000	Golden State vs. Memphis (20-20)	3/30/09
	1.000	Golden State vs. L.A. Clippers (20-20)	11/5/14
	1.000	Golden State at Philadelphia (17-17)	11/25/77
	1.000	Golden State vs. Utah (16-16)	12/23/15
Lowest	.375	San Francisco at Los Angeles (12-32)	3/2/63

REBOUNDS

One Game	104	Philadelphia vs. Syracuse	11/4/59
	104	Philadelphia vs. Cincinnati	11/8/59
West Coast	99	San Francisco vs. Baltimore	11/15/65
One Half	62	Philadelphia vs. Syracuse	11/9/61
West Coast	51	San Francisco vs. Baltimore	11/15/65
One Quarter	40	Philadelphia vs. Syracuse	11/9/61
West Coast	28	San Francisco vs. Detroit	11/14/62
	28	San Francisco vs. Baltimore	11/15/65
Fewest Game	21	Golden State vs. New York	11/7/96

OFFENSIVE REBOUNDS

One Game	35	Golden State vs. Los Angeles	1/21/75
Fewest Game	1	Golden State vs. San Antonio	11/11/14

DEFENSIVE REBOUNDS

One Game	55	Golden State vs. Memphis	11/2/16
Fewest Game	11	Golden State vs. New York	11/7/96

ASSISTS

One Game	46	Golden State vs. Denver	11/7/81
One Half	28	Golden State vs. Denver	11/6/15
Quarter	15	San Francisco vs. Boston	2/18/66
	15	Golden State vs. Sacramento	11/2/91
Fewest Game	8	Golden State at Miami	1/6/02
	8	Golden State at San Antonio	3/21/06
	8	Golden State at San Antonio	4/1/08

PERSONAL FOULS

One Game	42	Philadelphia vs. Fort Wayne at Buffalo	12/15/54
West Coast	41	Golden State at Portland	11/11/84
	41	Golden State at Washington	2/8/06
Fewest Game	8	Golden State vs. New Orleans	12/4/14

DISQUALIFICATIONS

One Game	4	Golden State vs. Philadelphia	12/29/81
----------	---	-------------------------------	----------

STEALS

One Game	25	Golden State vs. Los Angeles	3/25/75
	25	Golden State vs. San Antonio	2/15/89
One Half	17*	Golden State vs. San Antonio	2/15/89
Fewest Game	0*	Golden State at New York	11/24/73

BLOCKED SHOTS

One Game	18	Golden State vs. New Jersey	2/2/90
	18	Golden State at Denver	4/13/01

TURNOVERS

One Game	45	San Francisco vs. Boston	3/9/71
Fewest Game	5	Golden State at Milwaukee	3/30/05
	5	Golden State vs. L.A. Lakers	3/15/10
	5	Golden State vs. L.A. Lakers	3/27/12
	5	Golden State at L.A. Lakers	4/1/12

*NBA Record

WARRIORS ALL-TIME INDIVIDUAL RECORDS

POINTS

One Game	100*	Wilt Chamberlain, Philadelphia vs. New York at Hershey, PA	3/2/62
West Coast	73	Wilt Chamberlain, San Francisco at New York	11/16/62
One Half	59*	Wilt Chamberlain, Philadelphia vs. New York at Hershey, PA	3/2/62
West Coast	45	Wilt Chamberlain, San Francisco at New York	11/16/62
	45	Rick Barry, Golden State vs. Portland	3/26/74
One Quarter	37*	Klay Thompson, Golden State vs. Sacramento	1/23/15

FIELD GOALS MADE

One Game	36*	Wilt Chamberlain, Philadelphia vs. New York at Hershey, PA	3/2/62
West Coast	30	Rick Barry, Golden State vs. Portland	3/26/74
One Half	22*	Wilt Chamberlain, Philadelphia vs. New York at Hershey, PA	3/2/62
West Coast	17	Wilt Chamberlain, San Francisco at New York	11/16/62
One Quarter	13	Klay Thompson, Golden State vs. Sacramento	1/23/15

FIELD GOALS MADE, NONE MISSED

One Game	11	Chris Mullin, Golden State at Miami	12/1/90
----------	----	-------------------------------------	---------

CONSECUTIVE FIELD GOALS MADE

Overall	19	Wilt Chamberlain, San Francisco vs. New York at Boston (18) & San Francisco at Baltimore (1)	11/27/63 11/29/63
One Game	18	Wilt Chamberlain, San Francisco vs. New York at Boston	11/27/63

FIELD GOALS ATTEMPTED

One Game	63*	Wilt Chamberlain, Philadelphia vs. New York at Hershey, PA	3/2/62
West Coast	60	Wilt Chamberlain, San Francisco at Cincinnati (OT)	10/28/62
One Half	37*	Wilt Chamberlain, Philadelphia vs. New York at Hershey, PA	3/2/62
West Coast	30	Wilt Chamberlain, San Francisco at Cincinnati (OT)	10/28/62
	30	Wilt Chamberlain, San Francisco vs. Syracuse	12/11/62
One Quarter	21*	Wilt Chamberlain, Philadelphia vs. New York at Hershey, PA	3/2/62
West Coast	16	Wilt Chamberlain, San Francisco vs. Syracuse	12/11/62

FIELD GOALS ATTEMPTED, NONE MADE

One Game	17*	Tim Hardaway, Golden State at Minnesota (OT)	12/27/91
----------	-----	--	----------

THREE-POINT FIELD GOALS MADE

One Game	12	Stephen Curry, Golden State at Oklahoma City (OT)	2/27/16
One Half	9	Klay Thompson, Golden State vs. Sacramento	1/23/15
One Quarter	9*	Klay Thompson, Golden State vs. Sacramento	1/23/15

THREE-POINT FIELD GOALS MADE, NONE MISSED

One Game	6	Jason Richardson, Golden State vs. L.A. Lakers	12/10/02
	6	Mickael Pietrus, Golden State vs. Phoenix	4/8/05
	6	Stephen Curry, Golden State at Denver	1/5/10
	6	Anthony Morrow, Golden State at New Orleans	3/8/10

CONSECUTIVE THREE-POINT FIELD GOALS MADE

Overall	9	Klay Thompson, Golden State vs. Sacramento	1/23/15
---------	---	--	---------

THREE-POINT FIELD GOALS ATTEMPTED

One Game	19	Stephen Curry, Golden State vs. Memphis	4/13/16
One Half	13	Stephen Curry, Golden State vs. Memphis	4/13/16
One Quarter	9	Klay Thompson, Golden State vs. Sacramento	1/23/15
	9	Stephen Curry, Golden State vs. Memphis	4/13/16

THREE-POINT FIELD GOALS ATTEMPTED, NONE MADE

One Game	8	Baron Davis, Golden State vs. Phoenix	4/8/05
	8	Baron Davis, Golden State vs. Philadelphia	2/29/08
	8	Reggie Williams, Golden State at Utah	3/31/10
	8	Klay Thompson, Golden State at L.A. Lakers	3/6/16

FREE THROWS MADE

One Game	28*	Wilt Chamberlain, Philadelphia vs. New York at Hershey, PA	3/2/62
West Coast	22	Latrell Sprewell, Golden State at Los Angeles Clippers	3/10/97
One Half	17	Rick Barry, San Francisco at New York	12/6/66
One Quarter	14	Rick Barry, San Francisco at New York	12/6/66

FREE THROWS MADE, NONE MISSED

One Game	18	Rick Barry, Golden State vs. Portland	12/26/74
	18	Rick Barry, Golden State vs. Washington	2/6/75

CONSECUTIVE FREE THROWS MADE

Overall	60	Rick Barry, Golden State	10/22/76 - 11/16/76
---------	----	--------------------------	---------------------

*NBA Record
Current Warriors in Bold

WARRIORS ALL-TIME INDIVIDUAL RECORDS



FREE THROWS ATTEMPTED

One Game	34*	Wilt Chamberlain, Philadelphia vs. St. Louis	2/22/62
West Coast	25	Rick Barry, San Francisco vs. Baltimore	11/6/66
	25	Latrell Sprewell, Golden State at Los Angeles Clippers	3/10/97
One Half	20	Nate Thurmond, San Francisco at Philadelphia	1/5/71
One Quarter	15	Wilt Chamberlain, Philadelphia vs. Syracuse	11/9/61
	15	Wilt Chamberlain, Philadelphia at Cincinnati	2/13/62
	15	Rick Barry, San Francisco at New York	12/6/66
	15	Danny Fortson, Golden State at Seattle	3/19/02

FREE THROWS ATTEMPTED, NONE MADE

One Game	10	Wilt Chamberlain, Philadelphia vs. Detroit	11/4/60
West Coast	8	Chris Gatling, Golden State vs. Minnesota	11/15/94

REBOUNDS

One Game	55*	Wilt Chamberlain, Philadelphia vs. Boston	11/24/60
West Coast	42	Nate Thurmond, San Francisco vs. Detroit	11/9/65
One Half	31	Wilt Chamberlain, Philadelphia vs. Boston	11/24/60
West Coast	24	Nate Thurmond, San Francisco vs. Los Angeles	12/20/66
One Quarter	18*	Nate Thurmond, San Francisco at Baltimore	2/28/65

OFFENSIVE REBOUNDS

One Game	16	Larry Smith, Golden State vs. Denver	3/23/86
One Half	12	Larry Smith, Golden State vs. Denver	3/23/86
One Quarter	11*	Larry Smith, Golden State vs. Denver	3/23/86

DEFENSIVE REBOUNDS

One Game	25	Robert Parish, Golden State vs. New York	3/30/79
----------	----	--	---------

ASSISTS

One Game	28	Guy Rodgers, San Francisco vs. St. Louis	3/14/63
One Half	16	Guy Rodgers, San Francisco vs. St. Louis	3/14/63
One Quarter	12	John Lucas, Golden State vs. Chicago	11/17/78

STEALS

One Game	9	Rick Barry, Golden State vs. Buffalo	10/29/74
	9	Micheal Ray Richardson, Golden State vs. San Antonio	2/5/83

BLOCKED SHOTS

One Game	13	Manute Bol, Golden State vs. Portland	3/21/89
	13	Manute Bol, Golden State vs. New Jersey	2/2/90
One Half	8	Manute Bol, Golden State vs. New Jersey	2/2/90
	8	Erick Dampier, Golden State vs. Los Angeles Clippers	4/17/02
One Quarter	8*	Erick Dampier, Golden State vs. Los Angeles Clippers	4/17/02

TURNOVERS

One Game	13	Chris Mullin, Golden State at Utah	3/31/88
----------	----	------------------------------------	---------

MINUTES PLAYED

One Game	64	Eric Floyd, Golden State vs. New Jersey (40T)	2/1/87
----------	----	---	--------

DISQUALIFICATIONS, FEWEST MINUTES

One Game	6	Chris Engler, Golden State vs. Utah	3/5/83
----------	---	-------------------------------------	--------

Wilt Chamberlain holds each of the following miscellaneous franchise records, all of which are also NBA records:

CATEGORY	TOTAL	DATES
Most Complete Games, Season	79	1961-62
Consecutive Complete Games	47	1/5/62 - 3/14/62
Consecutive Games 50 or More Points	7	12/16/61 - 12/29/61
Consecutive Games 40 or More Points	14	12/8/61 - 12/30/61
	14	1/11/62 - 2/1/62
Consecutive Games 30 or More Points	65	11/4/61 - 2/22/62
Consecutive Games 20 or More Points	126	10/19/61 - 1/19/63

OPPONENTS ALL-TIME TEAM RECORDS

MOST POINTS SCORED

One Game	163	Syracuse vs. San Francisco	3/10/63
1st Half	87	Phoenix at Golden State	3/23/89
2nd Half	91	Los Angeles vs. Golden State	3/19/72
1st Quarter	50*	Syracuse at San Francisco	12/16/62
2nd Quarter	47	Atlanta at Golden State	11/9/90
3rd Quarter	50	St. Louis vs. San Francisco	12/8/62
4th Quarter	51	Dallas at Golden State	1/15/85
Overtime	23	Indiana vs. Golden State	3/31/91

FEWEST POINTS SCORED

One Game	43	Boston at Philadelphia	2/14/48
West Coast	63	New York at Golden State	3/11/13
1st Half	27	Denver vs. Golden State	12/26/97
	27	Sacramento at Golden State	4/4/14
2nd Half	21	Minnesota vs. Golden State	12/11/99
1st Quarter	8	Utah vs. Golden State	12/29/00
	8	Fort Wayne at Philadelphia	12/15/55
2nd Quarter	9	Los Angeles at San Francisco	1/10/64
3rd Quarter	7	Minnesota vs. Golden State	12/11/99
4th Quarter	7	Washington vs. Golden State	2/6/94
	7	Denver vs. Golden State	12/23/97
Overtime:	2	Detroit vs. San Francisco	2/11/64
	2	Kansas City vs. Golden State	12/10/77
	2	Brooklyn at Golden State	11/14/15

FIELD GOALS MADE

One Game	69	Syracuse vs. San Francisco	3/10/63
	69	Los Angeles vs. Golden State	3/19/72
One Half	37	Los Angeles vs. Golden State	3/19/72
One Quarter	21	Syracuse vs. San Francisco	12/16/62
	21	Dallas at Golden State	1/15/85
Fewest Game	20	New York at Golden State	3/11/13

FIELD GOALS ATTEMPTED

One Game	150	Boston vs. Philadelphia	3/2/60
West Coast	138	San Diego Rockets vs. San Francisco	11/19/67
One Half	83*	Boston at Philadelphia	12/27/60
West Coast	77	Denver vs. Golden State	11/2/90
One Quarter	44	San Diego vs. San Francisco	11/19/67
Fewest Game	58	Utah vs. Golden State	4/8/99

FIELD GOAL PERCENTAGE, GAME

Highest	.705	Chicago at Golden State (43-61)	12/2/81
Lowest	.238	Cleveland at San Francisco (25-105)	11/10/70

THREE-POINT FIELD GOALS MADE

One Game	23*	Houston vs. Golden State	2/5/13
One Half	14	Houston vs. Golden State	2/5/13
One Quarter	8	Orlando vs. Golden State	3/26/95

THREE-POINT FIELD GOALS MADE, NONE MISSED

One Game	3	Denver at Golden State	2/22/80
	3	L.A. Lakers vs. Golden State	2/27/87

THREE-POINT FIELD GOALS ATTEMPTED

One Game	43	Portland at Golden State	1/11/13
One Half	24	Portland at Golden State	1/11/13
One Quarter	15	Portland at Golden State	1/11/13

THREE-POINT FIELD GOALS ATTEMPTED, NONE MADE

One Game	14	Cleveland at Golden State (20T)	11/12/92
----------	----	---------------------------------	----------

FREE THROWS MADE

One Game	48	Minneapolis at Philadelphia	11/2/57
	48	Philadelphia vs. Golden State	12/29/81
	48	Washington vs. Golden State	2/8/06
One Half	34	Philadelphia vs. Golden State	12/29/81
One Quarter	22	Philadelphia vs. Golden State	12/29/81
Fewest Game	2	Cleveland vs. Golden State	11/26/94

*NBA Record

OPPONENTS ALL-TIME TEAM RECORDS



FREE THROWS ATTEMPTED

One Game	64	Minneapolis vs. Philadelphia at Camden, NJ	2/15/57
	64	Minneapolis at Philadelphia	11/2/57
West Coast	61	Los Angeles vs. San Francisco	1/20/68
One Half	42	Minneapolis vs. Philadelphia at Camden, NJ	2/15/57
	42	Philadelphia vs. San Francisco	12/18/65
One Quarter	27	Philadelphia vs. Golden State	12/29/81
Fewest Game	2	Cleveland vs. Golden State	11/26/94

FREE THROW PERCENTAGE (MINIMUM 10 ATTEMPTS)

Highest	1.000	Dallas vs. Golden State (24-24)	3/26/85
	1.000	Chicago vs. Golden State (22-22)	1/27/81
	1.000	Portland vs. Golden State (21-21)	4/1/77
	1.000	Minnesota vs. Golden State (21-21)	4/22/12
	1.000	Houston at Golden State (19-19)	4/5/05
	1.000	Kansas City-Omaha vs. Golden State (17-17)	12/23/73
	1.000	New Orleans at Golden State (17-17)	12/18/12
	1.000	New Orleans vs. Golden State (16-16)	12/17/78
	1.000	Houston vs. Golden State (16-16)	4/7/94
	1.000	Washington vs. Golden State (16-16)	1/5/14
Lowest	.438	Miami at Golden State (8-19)	1/11/06

REBOUNDS

One Game	93	New York vs. Philadelphia	1/19/68
West Coast	82	Boston vs. San Francisco	3/14/65
	82	San Diego Rockets vs. San Francisco	12/2/67
One Half	55	San Diego Rockets vs. San Francisco	12/2/69
One Quarter	31	Philadelphia vs. San Francisco	12/14/68
Fewest Game	21	New York vs. Golden State	2/18/75

OFFENSIVE REBOUNDS

One Game	37	San Antonio vs. Golden State (OT)	2/28/90
	37	New Jersey vs. Golden State	4/6/90
Fewest Game	2	Phoenix at Golden State	3/12/80
	2	Oklahoma City at Golden State	2/13/11
	2	Boston vs. Golden State	3/1/13

DEFENSIVE REBOUNDS

One Game	51	Chicago vs. Golden State (OT)	2/28/04
Fewest Game	13	New York vs. Golden State	2/18/75

ASSISTS

One Game	52	Denver at Golden State	4/21/89
One Half	28	Denver at Golden State	4/21/89
One Quarter	15	St. Louis at Philadelphia	12/6/61
	15	Los Angeles vs. Golden State	3/19/72
	15	Portland vs. Golden State	3/27/74
	15	L.A. Clippers vs. Golden State (twice in one game)	12/28/89
Fewest Game	8	Orlando at Golden State	11/16/02

PERSONAL FOULS

One Game	53	Baltimore vs. Philadelphia	11/20/52
West Coast	44	New York vs. San Francisco	11/6/64
	44	L.A. Clippers at Golden State (OT)	11/29/94
Fewest Game	7	Milwaukee vs. Philadelphia at Chicago	11/27/53
Fewest West Coast	9	Los Angeles at Golden State	3/28/73
	9	Philadelphia vs. Golden State	2/3/88

DISQUALIFICATIONS

One Game	5	Pittsburgh at Philadelphia	11/7/46
	5	Rochester at Philadelphia	10/23/73

STEALS

One Game	24	Portland vs. Golden State	3/17/84
Fewest Game	0	Houston vs. Golden State	12/31/05

BLOCKED SHOTS

One Game	20	San Antonio vs. Golden State	2/24/81
	20	Toronto vs. Golden State	11/7/01
One Half	15	San Antonio vs. Golden State	2/24/81

TURNOVERS

One Game	40	San Antonio at Golden State	2/15/89
Fewest Game	4	Boston vs. Golden State	2/18/03

OPPONENTS ALL-TIME INDIVIDUAL RECORDS

POINTS


One Game	63	Elgin Baylor, Los Angeles at Philadelphia (3OT)	12/8/61
West Coast	62	Wilt Chamberlain, Philadelphia vs. San Francisco	3/3/66
One Half	45	Brandon Jennings, Milwaukee vs. Golden State	11/14/09
One Quarter	29	Brandon Jennings, Milwaukee vs. Golden State	11/14/09
Overtime	12	Walter Davis, Phoenix vs. Golden State	3/29/84

FIELD GOALS MADE

One Game	26	Wilt Chamberlain, Philadelphia vs. San Francisco	3/3/66
One Half	18	Hal Greer, Syracuse vs. Philadelphia at Boston	2/14/59
West Coast	17	Brandon Jennings, Milwaukee vs. Golden State	11/14/09
One Quarter	12	Brandon Jennings, Milwaukee vs. Golden State	11/14/09

FIELD GOALS ATTEMPTED

One Game	55	Elgin Baylor, Los Angeles at Philadelphia (3OT)	12/8/61
West Coast	41	Kobe Bryant, Los Angeles Lakers at Golden State (OT)	12/22/12
One Half	30	Bob Pettit, St. Louis at Philadelphia	12/6/61
West Coast	23	Wilt Chamberlain, Philadelphia vs. San Francisco	3/3/66
One Quarter	19	Bob Pettit, St. Louis at Philadelphia	12/6/61
West Coast	13	Brandon Jennings, Milwaukee vs. Golden State	11/14/09



Kobe Bryant of the Los Angeles Lakers established a West Coast era opponents' record for field goals attempts in a game (41) against the Warriors at Oracle Arena on December 22, 2012.

FIELD GOALS MADE, NONE MISSED

One Game	14	Bailey Howell, Baltimore vs. San Francisco	1/3/65
----------	----	--	--------

FIELD GOALS ATTEMPTED, NONE MADE

One Game	15	Charlie Tyra, New York at Philadelphia	11/7/57
West Coast	11	Ron Lee, Phoenix vs. Golden State	4/2/78

FREE THROWS MADE

One Game	23	Gilbert Arenas, Washington vs. Golden State	2/8/06
	23	Kevin Martin, Sacramento at Golden State (OT)	4/1/09
One Half	18	Detlef Schrempf, Indiana at Golden State	12/8/92
	18	Gilbert Arenas, Washington at Golden State	2/8/06
One Quarter	15	Gilbert Arenas, Washington at Golden State	2/8/06

FREE THROWS MADE, NONE MISSED

One Game	17	Dolph Schayes, Syracuse vs. Philadelphia at Camden, NJ	1/23/58
	17	Howard Komives, New York vs. San Francisco	1/5/66
	17	Danny Granger, Indiana at Golden State	12/17/08
	17	Kevin Martin, Houston at Golden State	10/27/10
	17	Carmelo Anthony, Denver at Golden State	11/22/10

OPPONENTS ALL-TIME INDIVIDUAL RECORDS



FREE THROWS ATTEMPTED

One Game	39	Dwight Howard, Orlando at Golden State	1/12/12*
One Half	21	Dwight Howard, Orlando at Golden State	1/12/12*
One Quarter	15	Gilbert Arenas, Washington at Golden State	2/8/06

FREE THROWS ATTEMPTED, NONE MADE

One Game	7	Connie Simmons, Rochester vs. Philadelphia at New Haven, CT	1/2/56
	7	Ben Wallace, Chicago at Golden State	2/7/08

THREE-POINT FIELD GOALS MADE

One Game	9	Dennis Scott, Dallas vs. Golden State	11/20/97
	9	Mike Miller, Memphis vs. Golden State	1/3/07
	9	Mike Miller, Memphis at Golden State	2/21/07
	9	Rodrigue Beaubois, Dallas at Golden State	3/27/10
	9	Omri Casspi, Sacramento at Golden State	12/28/15
	9	Damian Lillard, Portland vs. Golden State	2/19/16
One Half	7	Omri Casspi, Sacramento at Golden State	12/28/15
	7	Damian Lillard, Portland vs. Golden State	2/19/16

THREE-POINT FIELD GOALS MADE, NONE MISSED

One Game	7	Terry Porter, Portland at Golden State	11/14/92
----------	---	--	----------

THREE-POINT FIELD GOALS ATTEMPTED

One Game	21	Damon Stoudamire, Portland at Golden State	4/15/05
One Half	13	Damon Stoudamire, Portland at Golden State	4/15/05
One Quarter	9	Dennis Scott, Dallas vs. Golden State	11/20/97

THREE-POINT FIELD GOALS ATTEMPTED, NONE MADE

One Game	7	11 times, last: Marco Belinelli, Sacramento at Golden State	11/28/15
----------	---	---	----------

REBOUNDS

One Game	49	Bill Russell, Boston at Philadelphia	11/16/57
West Coast	38	Bill Russell, Boston at San Francisco	2/21/63
	38	Wilt Chamberlain, Philadelphia vs. San Francisco	3/2/67
One Half	32*	Bill Russell, Boston vs. Philadelphia	11/16/57
West Coast	21	Toby Kimball, San Diego vs. San Francisco	12/2/67
One Quarter	17	Bill Russell, Boston vs. Philadelphia	11/16/57
West Coast	16	Wilt Chamberlain, Philadelphia vs. San Francisco	3/2/67

OFFENSIVE REBOUNDS

One Game	16	Terry Cummings, San Antonio vs. Golden State (OT)	2/28/90
----------	----	---	---------

DEFENSIVE REBOUNDS

One Game	22	Bill Walton, Portland at Golden State	1/24/76
	22	Buck Williams, New Jersey at Golden State	2/1/87

ASSISTS

One Game	27	Geoff Huston, Cleveland at Golden State	1/27/82
One Half	16	Lafayette Lever, Denver at Golden State	4/21/89
One Quarter	11	Isiah Thomas, Detroit vs. Golden State	1/24/85

STEALS

One Game	9	Archie Clark, Seattle vs. Golden State	11/7/74
	9	Johnny Moore, San Antonio vs. Golden State	1/8/85

BLOCKED SHOTS

One Game	13	George Johnson, San Antonio vs. Golden State	2/24/81
----------	----	--	---------

TURNOVERS

One Game	12	Allen Iverson, Philadelphia vs. Golden State	3/8/05
----------	----	--	--------

MINUTES PLAYED

One Game	63	Wilt Chamberlain, Los Angeles vs. San Francisco (30T)	2/2/69
----------	----	---	--------

*NBA Record

PLAYERS OF THE WEEK/MONTH & NBA ALL-STARS

PLAYER OF THE WEEK (SINCE 1979-80)

1/4/1981.....	Bernard King
3/8/1981.....	Larry Smith
12/20/1981.....	Bernard King
1/23/1983.....	Joe Barry Carroll
1/8/1984.....	Purvis Short
3/4/1984.....	Mickey Johnson
3/3/1985.....	Eric Floyd
3/29/1987.....	Larry Smith
1/22/1989.....	Chris Mullin
12/17/1989.....	Chris Mullin
1/7/1990.....	Terry Teagle
2/4/1990.....	Tim Hardaway
11/11/1990.....	Chris Mullin
1/20/1991.....	Tim Hardaway
3/24/1991.....	Mitch Richmond
11/10/1991.....	Chris Mullin
1/19/1992.....	Tim Hardaway
2/23/1992.....	Tim Hardaway
1/19/1994.....	Chris Webber
11/13/1994.....	Tim Hardaway
3/20/2005.....	Jason Richardson
4/3/2005.....	Baron Davis
4/10/2005.....	Baron Davis
12/4/2006.....	Baron Davis
12/2/2007.....	Stephen Jackson
1/20/2008.....	Baron Davis
12/26/2010.....	Monta Ellis
3/11/2012.....	Monta Ellis
12/16/2012.....	David Lee
2/3/2013.....	David Lee
1/5/2014.....	David Lee
11/3/2014.....	Klay Thompson
11/10/2014.....	Stephen Curry
1/12/2015.....	Klay Thompson
1/26/2015.....	Klay Thompson
3/30/2015.....	Stephen Curry
11/2/2015.....	Stephen Curry
11/23/2015.....	Stephen Curry
12/7/2015.....	Stephen Curry
1/4/2016.....	Draymond Green
2/29/2016.....	Stephen Curry
3/14/2016.....	Stephen Curry
3/28/2016.....	Klay Thompson

PLAYER OF THE MONTH (SINCE 1979-80)

January, 1981.....	Bernard King
January, 1989.....	Chris Mullin
November, 1990.....	Chris Mullin
April, 2013.....	Stephen Curry
April, 2014.....	Stephen Curry
November, 2014.....	Stephen Curry
November, 2015.....	Stephen Curry
February, 2016.....	Stephen Curry

ROOKIE OF THE MONTH (SINCE 1981-82)

December, 1988.....	Mitch Richmond
January, 1989.....	Mitch Richmond
March, 1989.....	Mitch Richmond
December, 1993.....	Chris Webber
March, 1994.....	Chris Webber
December, 1995.....	Joe Smith
February, 1996.....	Joe Smith
December, 2000.....	Marc Jackson
January, 2001.....	Marc Jackson
February, 2002.....	Jason Richardson
April, 2002.....	Gilbert Arenas
January, 2010.....	Stephen Curry
March, 2010.....	Stephen Curry
April, 2010.....	Stephen Curry

COACH OF THE MONTH (SINCE 1982-83)

March, 1987.....	George Karl
February, 1989.....	Don Nelson
April, 2007.....	Don Nelson
January, 2015.....	Steve Kerr
March, 2015.....	Steve Kerr
November, 2015.....	Luke Walton
March, 2016.....	Steve Kerr

Current Warriors in bold

ALL-STAR GAME PARTICIPANTS

1951.....	Paul Arizin, Joe Fuiks, Andy Phillip
1952.....	Paul Arizin (MVP), Joe Fuiks, Andy Phillip
1953.....	Neil Johnston
1954.....	Neil Johnston
1955.....	Paul Arizin, Neil Johnston
1956.....	Paul Arizin, Jack George, Neil Johnston, George Senesky (Coach)
1957.....	Paul Arizin, Jack George, Neil Johnston
1958.....	Paul Arizin, Neil Johnston
1959.....	Paul Arizin, Woody Sauldsberry
1960.....	Paul Arizin*, Wilt Chamberlain (MVP), Tom Gola
1961.....	Paul Arizin, Wilt Chamberlain, Tom Gola
1962.....	Paul Arizin, Wilt Chamberlain, Tom Gola*
1963.....	Wilt Chamberlain, Tom Meschery, Guy Rodgers
1964.....	Wilt Chamberlain, Guy Rodgers
1965.....	Wilt Chamberlain, Alex Hannum (Coach)
1966.....	Rick Barry, Guy Rodgers, Nate Thurmond
1967.....	Rick Barry (MVP), Nate Thurmond
1968.....	Jim King, Rudy LaRusso, Clyde Lee, Nate Thurmond*, Bill Sharman (Coach)
1969.....	Rudy LaRusso, Jeff Mullins
1970.....	Jeff Mullins, Nate Thurmond*
1971.....	Jerry Lucas, Jeff Mullins
1972.....	Cazzie Russell
1973.....	Rick Barry*, Nate Thurmond
1974.....	Rick Barry, Nate Thurmond
1975.....	Rick Barry, Al Attles (Coach)
1976.....	Rick Barry, Phil Smith, Jamaal Wilkes, Al Attles (Coach)
1977.....	Rick Barry, Phil Smith
1978.....	Rick Barry
1982.....	Bernard King
1987.....	Joe Barry Carroll, Eric Floyd
1989.....	Chris Mullin
1990.....	Chris Mullin
1991.....	Tim Hardaway, Chris Mullin
1992.....	Tim Hardaway, Chris Mullin, Don Nelson (Coach)
1993.....	Tim Hardaway, Chris Mullin*
1994.....	Latrell Sprewell
1995.....	Latrell Sprewell
1997.....	Latrell Sprewell
2013.....	David Lee
2014.....	Stephen Curry
2015.....	Stephen Curry, Klay Thompson, Steve Kerr (Coach)
2016.....	Stephen Curry, Draymond Green, Klay Thompson

ALL-STAR WEEKEND ROOKIE CHALLENGE / RISING STARS

1994.....	Chris Webber
1995.....	Clifford Rozier
1996.....	Joe Smith
2000.....	Antawn Jamison*
2001.....	Marc Jackson
2002.....	Jason Richardson (MVP)
2003.....	Gilbert Arenas (MVP, Soph.), Troy Murphy (Soph.), Jason Richardson (Soph.)
2004.....	Mike Dunleavy (Soph.)
2007.....	Monta Ellis (Soph.)
2010.....	Stephen Curry (Frs.h.), Anthony Morrow (Soph.)
2011.....	Stephen Curry (Soph.)
2013.....	Klay Thompson (Soph.), Harrison Barnes (Frs.h.)
2014.....	Harrison Barnes (Soph.)

ALL-STAR WEEKEND SLAM DUNK CONTEST

1988.....	Otis Smith
2002.....	Jason Richardson^
2003.....	Jason Richardson^
2004.....	Jason Richardson
2014.....	Harrison Barnes

ALL-STAR WEEKEND THREE-POINT CONTEST

1986.....	Eric Floyd
1991.....	Tim Hardaway
2010.....	Stephen Curry
2011.....	Dorell Wright
2013.....	Stephen Curry
2014.....	Stephen Curry
2015.....	Stephen Curry^ & Klay Thompson
2016.....	Stephen Curry & Klay Thompson^

ALL-STAR WEEKEND SKILLS CHALLENGE

2011.....	Stephen Curry^
2016.....	Draymond Green

ALL-STAR WEEKEND SHOOTING STARS COMPETITION

2014.....	Stephen Curry
2015.....	Stephen Curry

*Did not participate due to injury

^Won event



MOST VALUABLE PLAYER

1959-60 Wilt Chamberlain
 2014-15 **Stephen Curry**
 2015-16 **Stephen Curry**

ROOKIE OF THE YEAR

1957-58 Woody Sauldsberry
 1959-60 Wilt Chamberlain
 1965-66 Rick Barry
 1974-75 Keith Wilkes
 1988-89 Mitch Richmond
 1993-94 Chris Webber

MOST IMPROVED PLAYER

2002-03 Gilbert Arenas
 2006-07 Monta Ellis

COACH OF THE YEAR

1963-64 Alex Hannum
 1991-92 Don Nelson
 2015-16 **Steve Kerr**

EXECUTIVE OF THE YEAR

1974-75 Dick Vertlieb
 2014-15 **Bob Myers**

ALL-ROOKIE TEAM

1963-64 Nate Thurmond, 1st Team
 1965-66 Rick Barry, Fred Hetzel, 1st Team
 1974-75 Keith Wilkes, 1st Team
 1975-76 Gus Williams, 1st Team
 1980-81 Joe Barry Carroll, Larry Smith, 1st Team
 1988-89 Mitch Richmond, 1st Team
 1989-90 Tim Hardaway, 1st Team
 1991-92 Billy Owens, 1st Team
 1992-93 Latrell Sprewell, 2nd Team
 1993-94 Chris Webber, 1st Team
 1994-95 Donyell Marshall & Clifford Rozier, 2nd Team
 1995-96 Joe Smith, 1st Team
 1998-99 Antawn Jamison, 2nd Team
 2000-01 Marc Jackson, 1st Team
 2001-02 Jason Richardson, 1st Team
 2009-10 **Stephen Curry, 1st Team**
 2011-12 **Klay Thompson, 1st Team**
 2012-13 Harrison Barnes, 1st Team

ALL-NBA TEAM

1946-47 Joe Fulks, 1st Team
 1947-48 Joe Fulks, Howie Dallmar, 1st Team
 1948-49 Joe Fulks, 1st Team
 1950-51 Joe Fulks, 2nd Team
 1951-52 Paul Arizin, 1st Team & Andy Phillip, 2nd Team
 1952-53 Neil Johnston, 1st Team & Andy Phillip, 2nd Team
 1953-54 Neil Johnston, 1st Team
 1954-55 Neil Johnston, 1st Team
 1955-56 Paul Arizin, Neil Johnston, 1st Team & Jack George, 2nd Team
 1956-57 Paul Arizin, 1st Team & Neil Johnston, 2nd Team
 1957-58 Tom Gola, 2nd Team
 1958-59 Paul Arizin, 2nd Team
 1959-60 Wilt Chamberlain, 1st Team
 1960-61 Wilt Chamberlain, 1st Team
 1961-62 Wilt Chamberlain, 1st Team
 1962-63 Wilt Chamberlain, 2nd Team
 1963-64 Wilt Chamberlain, 1st Team
 1965-66 Rick Barry, 1st Team
 1966-67 Rick Barry, 1st Team
 1972-73 Rick Barry, 2nd Team
 1973-74 Rick Barry, 1st Team
 1974-75 Rick Barry, 1st Team
 1975-76 Rick Barry, 1st Team & Phil Smith, 2nd Team
 1981-82 Bernard King, 2nd Team
 1988-89 Chris Mullin, 2nd Team
 1989-90 Chris Mullin, 3rd Team
 1990-91 Chris Mullin, 2nd Team
 1991-92 Chris Mullin, 1st Team & Tim Hardaway, 2nd Team
 1992-93 Tim Hardaway, 3rd Team
 1993-94 Latrell Sprewell, 1st Team
 2013-14 **Stephen Curry, 2nd Team**
 2014-15 **Stephen Curry, 1st Team & Klay Thompson, 3rd Team**
 2015-16 **Stephen Curry, 1st Team; Draymond Green, 2nd Team**
 **& Klay Thompson, 3rd Team**

ALL-DEFENSIVE TEAM

1968-69 Nate Thurmond, 1st Team & Rudy LaRusso, 2nd Team
 1970-71 Nate Thurmond, 1st Team
 1971-72 Nate Thurmond, 2nd Team
 1972-73 Nate Thurmond, 2nd Team
 1973-74 Nate Thurmond, 2nd Team
 1975-76 Phil Smith & Jamaal Wilkes, 2nd Team
 1976-77 Jamaal Wilkes, 2nd Team
 1977-78 E.C. Coleman, 2nd Team
 1993-94 Latrell Sprewell, 2nd Team
 2013-14 **Andre Iguodala, 1st Team**
 2014-15 **Draymond Green, 1st Team & Andrew Bogut, 2nd Team**
 2015-16 **Draymond Green, 1st Team**

WARRIORS RANKED IN THE NBA'S TOP 10 (WEST COAST ERA)

SCORING	RANK	YEAR	AVERAGE
Stephen Curry	1st	2015-16	30.1
Stephen Curry	6th	2014-15	23.8
Klay Thompson	10th	2014-15	21.7
Stephen Curry	7th	2013-14	24.0
Stephen Curry	7th	2012-13	22.9
Monta Ellis	8th	2010-11	24.1
Monta Ellis	6th	2009-10	25.5
Antawn Jamison	9th	2000-01	24.9
Latrell Sprewell	5th	1996-97	24.2
Chris Mullin	3rd	1991-92	25.6
Tim Hardaway	6th	1991-92	23.4
Chris Mullin	8th	1990-91	25.7
Mitch Richmond	10th	1990-91	23.9
Chris Mullin	7th	1989-90	25.1
Chris Mullin	5th	1988-89	26.5
Purvis Short	5th	1985-86	25.5
Purvis Short	4th	1984-85	28.0
Purvis Short	10th	1983-84	22.8
Joe Barry Carroll	7th	1982-83	24.1
World B. Free	8th	1982-83	23.9
Bernard King	8th	1981-82	23.2
World B. Free	10th	1981-82	22.9
World B. Free	9th	1980-81	24.1
Rick Barry	10th	1975-76	21.0
Rick Barry	2nd	1974-75	30.6
Rick Barry	5th	1973-74	25.1
Rudy LaRusso	8th	1967-68	21.8
Rick Barry	1st	1966-67	35.6
Rick Barry	4th	1965-66	25.7
Wilt Chamberlain	1st	1963-64	36.9
Wilt Chamberlain	1st	1962-63	44.8

REBOUNDS	RANK	YEAR	AVERAGE
David Lee	5th	2012-13	11.2
David Lee	7th	2010-11	9.8
Troy Murphy	6th	2005-06	10.0
Troy Murphy	5th	2004-05	10.8
Erick Dampier	4th	2003-04	12.0
Troy Murphy	5th	2002-03	10.2
Danny Fortson	4th	2001-02	11.7
Larry Smith	6th	1986-87	11.5
Larry Smith	5th	1985-86	11.1
Larry Smith	6th	1984-85	10.9
Larry Smith	6th	1981-82	11.0
Larry Smith	3rd	1980-81	12.1
Robert Parish	7th	1979-80	10.9
Robert Parish	6th	1978-79	12.1
Nate Thurmond	2nd	1972-73	17.1
Nate Thurmond	4th	1971-72	16.1
Clyde Lee	10th	1969-70	11.3
Nate Thurmond	2nd	1968-69	19.7
Nate Thurmond	2nd	1967-68	22.0
Clyde Lee	5th	1967-68	13.9
Nate Thurmond	2nd	1966-67	21.3
Nate Thurmond	4th	1965-66	18.0
Rick Barry	10th	1965-66	10.6
Nate Thurmond	4th	1964-65	18.1
Wilt Chamberlain	2nd	1963-64	22.3
Wilt Chamberlain	1st	1962-63	24.3

WARRIORS RANKED IN THE NBA'S TOP 10 (WEST COAST ERA)



ASSISTS	Rank	Year	Average
Draymond Green	7th	2015-16	7.4
Stephen Curry	10th	2015-16	6.7
Stephen Curry	6th	2014-15	7.7
Stephen Curry	5th	2013-14	8.5
Baron Davis	6th	2007-08	7.6
Baron Davis	5th	2006-07	8.1
Baron Davis	2nd	2005-06	8.9
Tim Hardaway	3rd	1994-95	9.3
Tim Hardaway	2nd	1992-93	10.6
Tim Hardaway	3rd	1991-92	10.0
Tim Hardaway	5th	1990-91	9.7
Tim Hardaway	9th	1989-90	8.7
Eric Floyd	2nd	1986-87	10.3
John Lucas	6th	1980-81	7.0
John Lucas	5th	1979-80	7.5
John Lucas	2nd	1978-79	9.3
Rick Barry	6th	1976-77	6.0
Rick Barry	5th	1975-76	6.1
Rick Barry	5th	1974-75	6.2
Rick Barry	8th	1973-74	6.1
Jeff Mullins	7th	1971-72	5.9
Al Attles	6th	1967-68	5.8
Paul Neumann	9th	1966-67	4.4
Guy Rodgers	2nd	1965-66	10.7
Guy Rodgers	2nd	1964-65	7.2
Guy Rodgers	2nd	1963-64	7.0
Wilt Chamberlain	6th	1963-64	5.0
Guy Rodgers	1st	1962-63	10.4

STEALS	RANK	YEAR	AVERAGE
Stephen Curry	1st	2015-16	2.14
Stephen Curry	4th	2014-15	2.04
Monta Ellis	3rd	2010-11	2.10
Monta Ellis	2nd	2009-10	2.23
Stephen Curry	3rd	2009-10	1.90
Baron Davis	3rd	2007-08	2.33
Baron Davis	1st	2006-07	2.14
Monta Ellis	8th	2006-07	1.71
Mookie Blaylock	2nd	2000-01	2.36
Mookie Blaylock	5th	1999-00	2.00
Latrell Sprewell	9th	1993-94	2.2.0
Chris Mullin	7th	1991-92	2.14
Tim Hardaway	4th	1990-91	2.61
Chris Mullin	10th	1990-91	2.11
Tim Hardaway	10th	1989-90	2.09
Winston Garland	9th	1988-89	2.22
Lester Conner	10th	1984-85	2.04
Lester Conner	9th	1983-84	1.98
Micheal Ray Richardson	1st	1982-83	2.84
Rick Barry	8th	1976-77	2.18
Rick Barry	4th	1975-76	2.49
Rick Barry	1st	1974-75	2.85
Rick Barry	5th	1973-74	2.11

BLOCKED SHOTS	RANK	YEAR	AVERAGE
Andrew Bogut	6th	2013-14	1.81
Ronny Turiaf	4th	2008-09	2.13
Adonal Foyle	10th	2004-05	2.04
Adonal Foyle	5th	2002-03	2.5
Erick Dampier	10th	2002-03	1.88
Erick Dampier	7th	2001-02	2.29
Adonal Foyle	8th	2001-02	2.13
Adonal Foyle	6th	2000-01	2.69
Chris Webber	9th	1993-94	2.16
Manute Bol	4th	1989-90	3.17
Manute Bol	1st	1988-89	4.31
Joe Barry Carroll	10th	1983-84	1.78
Robert Parish	4th	1978-79	2.86
George Johnson	5th	1975-76	2.12

MISCELLANEOUS STATISTICS

CONSECUTIVE GAMES PLAYED

GAMES	PLAYER	DATES	GAMES	PLAYER	DATES
333	Wilt Chamberlain	2/16/60 - 3/18/64	206	Rod Higgins	3/12/89 - 12/12/91
321	Phil Smith	3/6/75 - 2/16/79	203	Erick Dampier	1/14/02 - 3/31/04
306	Eric Floyd	1/19/83 - 12/12/87	198	George T. Johnson	2/19/74 - 11/13/76
288	Joe Graboski	1954-55 - 1959-60	194	Joe Fuls	1947-48 - 1951-52
286	Neil Johnston	11/1/52 - 1956-57	190	Chris Mullin	1/29/88 - 3/18/90
246	Antawn Jamison	10/31/00 - 4/16/03	183	Terry Teagle	3/12/85 - 4/19/87
234	Tim Hardaway	11/14/89 - 4/7/92	179	Jamaal Wilkes	10/18/74 - 11/23/76
214	Klay Thompson	12/25/11 - 3/12/14	179	Clifford Ray	10/18/74 - 11/23/76

WARRIORS TRIPLE-DOUBLE CLUB

PLAYER	#	MOST RECENT
Tom Gola	20	1/27/62
Guy Rodgers	17	1/5/66
Draymond Green	14	4/3/16
Andy Phillip	10	11/1/52
Wilt Chamberlain	8	3/10/64
Stephen Curry	7	1/22/16
Rick Barry	6	11/6/76
Chris Mullin	5	2/19/97
Baron Davis	5	4/10/08
Tim Hardaway	4	1/16/92
Nate Thurmond	2	12/20/67
Jerry Lucas	2	2/24/71
Winston Garland	2	12/20/88
David Lee	2	12/21/12
Ken Murray	1	3/9/55
Jack George	1	2/1/56
Neil Johnston	1	11/17/56
Jeff Mullins	1	2/16/68
Alvin Attles	1	12/6/68
Phil Smith	1	4/6/76
Robert Parish	1	10/29/78
Purvis Short	1	2/22/81
Mickey Johnson	1	3/10/83
Chris Webber	1	12/23/93
Latrell Sprewell	1	3/28/97
Mookie Blaylock	1	3/24/01
Stephen Jackson	1	2/4/09

WARRIORS 40-40 CLUB (WEST COAST ERA)

PLAYER	#	MOST RECENT
Wilt Chamberlain	2	11/22/64

WARRIORS 30-30 CLUB (WEST COAST ERA)

Wilt Chamberlain	26	12/30/64
Nate Thurmond	2	1/19/69
Robert Parish	1	3/30/79

OPPONENTS 30-30 CLUB (WEST COAST ERA)

Wilt Chamberlain	4	2/27/68
------------------	---	---------

OPPONENTS 25-25 CLUB (WEST COAST ERA)

Wilt Chamberlain	6	4/18/67
Jerry Lucas	2	1/29/67
Sidney Wicks	2	3/17/72
Bob Pettit	1	1/20/63
Bill Russell	1	2/21/63
Bill Bridges	1	4/5/67
Happy Hairston	1	12/28/68
Elvin Hayes	1	2/14/70
Bob McAdoo	1	3/13/75
Bill Walton	1	1/24/76
Dwight Howard	1	1/10/07

Current Warriors in bold

OPPONENTS TRIPLE-DOUBLE CLUB (WEST COAST ERA)

PLAYER	#	LAST
Oscar Robertson	15	3/1/68
Earvin Johnson	9	4/13/90
Wilt Chamberlain	6	2/13/68
Jason Kidd	5	3/13/09
Hakeem Olajuwon	4	12/1/94
Jerry West	3	11/19/65
Bill Russell	3	3/9/69
Walt Frazier	3	1/7/70
Chris Webber	3	3/1/97
Damon Stoudamire	3	4/15/05
Kevin Garnett	3	2/7/07
Sidney Wicks	2	11/17/72
Norm Van Lier	2	2/11/73
Alvan Adams	2	12/21/85
Lafayette Lever	2	2/4/21/89
Mark Jackson	2	3/13/94
Kevin Johnson	2	3/17/97
Michael Jordan	2	1/15/97
Gary Payton	2	12/30/97
Steve Francis	2	3/21/03
Boris Diaw	2	2/15/06
Chris Paul	2	4/6/08
Pau Gasol	2	4/12/13

PLAYER	#	LAST
Elgin Baylor	11	7/7/62
K.C. Jones	1	1/2/63
Dave DeBusschere	13	5/6/63
Guy Rodgers	1	10/18/66
Lenny Wilkens	12	7/68
Connie Hawkins	1	12/1/72
Bob Lanier	13	12/74
Kareem Abdul-Jabbar	1	3/5/76
Bill Walton	12	3/78
Campy Russell	1	3/7/79
Jack Sikma	12	14/84
Johnny Moore	1	1/8/85
Artis Gilmore	12	4/85
Larry Bird	1	2/19/86
Lester Conner	12	2/89
Darrell Walker	1	2/5/90
Alvin Robertson	12	26/90
Ron Harper	1	4/17/92
Michael Williams	12	19/92
Kevin Gamble	1	3/16/93
Dikembe Mutombo	13	25/93
Kenny Anderson	1	1/22/94

PLAYER	#	LAST
Charles Barkley	11	23/96
Rod Strickland	1	2/10/98
Lamar Odom	11	29/00
Michael Finley	1	12/10/00
Terrell Brandon	12	23/01
Jeff McInnis	1	3/16/01
Robert Pack	14	13/01
Baron Davis	1	1/3/02
Kirk Hinrich	12	28/04
Kobe Bryant	1	12/3/04
LeBron James	11	22/05
Lamar Odom	1	4/1/06
Caron Butler	11	23/07
David Lee	1	4/2/10
Tim Duncan	11	1/30/10
Hedo Turkoglu	1	1/3/11
Andre Iguodala	13	6/11
Chuck Hayes	1	3/23/11
Jarrett Jack	13	21/12
Kevin Durant	1	11/18/12
Russell Westbrook	11	16/15
Rajon Rondo	1	11/7/15

MARGINS OF VICTORY & OVERTIME RECORDS



LARGEST MARGINS OF VICTORY

MARGIN	DATE	OPPONENT	SCORE
62	11/2/91	vs. Sacramento	153-91
59	3/19/77	vs. Indiana	150-91
50	11/2/15	vs. Memphis	119-69
46	1/15/86	vs. Utah	150-104
46	12/23/93	vs. L.A. Clippers	141-95
45	11/7/81	vs. Denver	152-107
43	11/9/61	vs. Syracuse	151-108
43	11/16/02	vs. Orlando	135-92
43	2/10/14	vs. Philadelphia	123-80
43	1/19/15	vs. Denver	122-79
42	1/7/75	vs. New Orleans	136-94
41	4/2/93	at Dallas	134-93
41	11/9/09	vs. Minnesota	146-105
40	11/22/75	at Washington	111-71
40	3/8/90	vs. Cleveland	145-105
40	12/30/14	vs. Philadelphia	126-86

LARGEST MARGINS OF DEFEAT

MARGIN	DATE	OPPONENT	SCORE
63	3/19/72	at Los Angeles	99-162
51	3/7/62	at Boston	102-153
49	2/3/67	at Los Angeles	80-129
49	3/9/69	at Boston	89-138
48	1/5/69	vs. Boston	86-134
46	12/14/68	at Philadelphia	91-137
45	2/14/71	at Seattle	101-146
45	3/2/80	at Philadelphia	99-144
45	1/8/85	at San Antonio	94-139
45	1/15/85	vs. Dallas	104-149
45	12/22/87	at Portland	91-136

WARRIORS LARGEST DEFICITS OVERCOME FOR VICTORY

Largest Deficit At End Of 1st Quarter	23	March 4, 1976, vs. Chicago (124-110)
Largest Deficit At End Of 2nd Quarter	22	February 15, 1988, at San Antonio (126-122)
Largest Deficit At End Of 3rd Quarter	19	February 9, 1962, at Boston (126-124)

WARRIORS OVERTIME RECORDS (WEST COAST ERA)

Overall OT Record	100-141	.415
Home OT Record	52-73	.416
Road OT Record	48-66	.421
Neutral OT Record	0-2	.000
Double Overtime Record	10-13	.435
Triple Overtime Record	2-1	.667
Quadruple Overtime Record	1-0	1.000
Most OT Games (Season)	9	1996-97
Fewest OT Games (Season)	1	5 times; last in 1989-90
Most OT Wins (Season)	6	2015-16
Most OT Losses (Season)	8	1979-80
Consecutive OT Games	3	1962-63
Consecutive OT Wins	6	2015-16
Consecutive OT Losses	10	1979-80 thru 1980-81
Most OT Periods (Game)	4	vs. New Jersey on 2/1/87

THE LAST TIME...

INDIVIDUAL

Category	Date/Opponent/Player
A Warrior had a triple-double:	April 3, 2016 vs. Portland – Draymond Green (22 points, 10 rebounds, 10 assists)
An opponent had a triple-double:	November 7, 2015 at Sacramento – Rajon Rondo (14 points, 12 rebounds, 15 assists)
A Warrior had 30 points and 20 rebounds:	February 23, 2000 at Milwaukee – Donyell Marshall (37 points, 21 rebounds)
A Warrior had 20 points and 20 rebounds:	February 22, 2013 at San Antonio – David Lee (25 points, 22 rebounds)
A Warrior had 50-plus points:	February 25, 2016 at Orlando – Stephen Curry (51)
An opponent had 50-plus points:	February 19, 2016 at Portland – Damian Lillard (51)
A Warrior had 40-plus points:	March 27, 2016 vs. Philadelphia – Klay Thompson (40)
An opponent had 40-plus points:	February 19, 2016 at Portland – Damian Lillard (51)
A Warrior had 20-plus rebounds:	February 6, 2015 at Atlanta – Draymond Green (20)
An opponent had 20-plus rebounds:	March 23, 2016 vs. L.A. Clippers – DeAndre Jordan (20)
A Warrior had 25-plus rebounds:	January 27, 2008 vs. New York – Andris Biedrins (26)
An opponent had 25-plus rebounds:	March 11, 2015 vs. Detroit – Andre Drummond (25)
A Warrior had 20-plus assists:	December 16, 1994 vs. Orlando – Tim Hardaway (22)
An opponent had 20-plus assists:	March 30, 2012 vs. New Jersey – Deron Williams (22)

TEAM

Category	Date/Opponent/Player
The Warriors had an overtime game:	April 5, 2016 vs. Minnesota (Lost 117-124)
The Warriors had a double-overtime game:	December 11, 2015 at Boston (Won 124-119)
The Warriors had a triple-overtime game:	January 14, 2009 vs. Sacramento (Lost 133-135)
The Warriors had a quadruple-overtime game:	February 1, 1987 vs. New Jersey (Won 150-147)
The Warriors scored 130-plus points:	April 3, 2016 vs. Portland (136)
The Warriors scored 140-plus points:	November 9, 2009 vs. Minnesota (146)
The Warriors had 40-plus assists:	November 6, 2015 vs. Denver (40)
The Warriors had 60-plus rebounds:	December 11, 2015 at Boston (67)
An opponent had 60-plus rebounds:	February 27, 2016 at Oklahoma City (62)
The Warriors shot .600-plus from the field:	February 25, 2016 at Orlando (53-88, .602)
An opponent shot .600-plus from the field:	April 5, 2013 at Phoenix (44-72, .611)
The Warriors had 15-plus steals:	February 27, 2016 at Oklahoma City (15)
The Warriors had 20-plus steals:	November 9, 2009 vs. Minnesota (22)
An opponent had 20-plus steals:	December 17, 1996 at Seattle (21)
The Warriors had 15-plus blocked shots:	November 29, 2006 vs. Indiana (15)
An opponent had 15-plus blocked shots:	February 6, 2013 at Oklahoma City (16)
The Warriors had four 20-point scorers:	April 14, 2014 vs. Minnesota Stephen Curry (32), David Lee (25), Klay Thompson (20), Draymond Green (20)
An opponent had four 20-point scorers:	January 15, 2014 vs. Denver Nate Robinson (24), Wilson Chandler (22), Ty Lawson (22), Randy Foye (21)
The Warriors had four double-figure rebounders:	December 11, 2015 at Boston Festus Ezeli (12), Stephen Curry (11), Draymond Green (11), Andre Iguodala (10)
An opponent had four double-figure rebounders:	November 13, 2010 at Milwaukee Andrew Bogut (17), Luc Mbah a Moute (12), Brandon Jennings (11), Drew Gooden (10)
The Warriors scored 40-plus points in a quarter:	March 25, 2016 vs. Dallas (40, 1st Quarter)
The Warriors scored 10 or fewer points in a quarter:	March 20, 2011 at Dallas (10, 4th Quarter)

ALL-TIME PLAYOFF RECORDS



ALL-TIME CAREER PLAYOFF LEADERS

GAMES PLAYED

1. Jeff Mullins.....	77
2. Rick Barry.....	66
3. Harrison Barnes.....	64
3. Klay Thompson.....	64
5. Draymond Green.....	63
6. Al Attles.....	62
7. Stephen Curry.....	58
8. Festus Ezeli.....	55
9. Nate Thurmond.....	54
10. Andrew Bogut.....	53

MINUTES PLAYED

1. Rick Barry.....	2,579
2. Klay Thompson.....	2,362
3. Nate Thurmond.....	2,245
4. Stephen Curry.....	2,233
5. Jeff Mullins.....	2,231
6. Draymond Green.....	2,114
7. Harrison Barnes.....	2,041
8. Paul Arizin.....	1,815
9. Wilt Chamberlain.....	1,693
10. Andre Iguodala.....	1,650

BLOCKED SHOTS

1. Draymond Green.....	88
2. Andrew Bogut.....	87
3. George Johnson.....	63
4. Clifford Ray.....	49
5. Klay Thompson.....	40
6. Rick Barry.....	36
7. Chris Mullin.....	32
8. Manute Bol.....	29
9. Jamaal Wilkes.....	28
10. Joe Barry Carroll.....	25

POINTS

1. Rick Barry.....	1,776
2. Stephen Curry.....	1,488
3. Klay Thompson.....	1,270
4. Wilt Chamberlain.....	1,246
5. Paul Arizin.....	1,186
6. Jeff Mullins.....	1,073
7. Nate Thurmond.....	833
8. Draymond Green.....	796
9. Harrison Barnes.....	687
10. Chris Mullin.....	685

ASSISTS

1. Stephen Curry.....	383
2. Rick Barry.....	316
3. Draymond Green.....	286
4. Jeff Mullins.....	258
5. Guy Rodgers.....	247
6. Al Attles.....	206
7. Andre Iguodala.....	196
8. Tom Gola.....	179
9. Nate Thurmond.....	168
10. Klay Thompson.....	155

BLOCKS PER GAME (MIN. 10 GAMES)

1. Joe Barry Carroll.....	2.50
2. George Johnson.....	2.10
3. Andrew Bogut.....	1.64
4. Draymond Green.....	1.40
5. Andris Biedrins.....	1.36
6. Clifford Ray.....	1.23
7. Alton Lister.....	1.10
7. Robert Parish.....	1.10
9. Chris Mullin.....	0.97
10. Larry Smith.....	0.94

POINTS PER GAME (MIN. 10 GAMES)

1. Wilt Chamberlain.....	34.6
2. Rick Barry.....	26.9
3. Stephen Curry.....	25.7
4. Baron Davis.....	25.3
5. Tim Hardaway.....	25.0
6. Paul Arizin.....	24.2
7. Eric Floyd.....	21.4
8. Mitch Richmond.....	21.3
9. Chris Mullin.....	20.8
10. Stephen Jackson.....	19.9

ASSISTS PER GAME (MIN. 10 GAMES)

1. Eric Floyd.....	10.2
2. Tim Hardaway.....	10.0
3. Guy Rodgers.....	6.9
4. Stephen Curry.....	6.6
5. Baron Davis.....	6.5
6. Rick Barry.....	4.8
7. Jarrett Jack.....	4.7
8. Tom Gola.....	4.6
9. Jack George.....	4.5
10. Draymond Green.....	4.5

FIELD GOAL PERCENTAGE (MIN. 100 ATT.)

1. Andrew Bogut.....	.589
2. Clifford Ray.....	.563
3. Derrek Dickey.....	.557
4. George Johnson.....	.553
5. Festus Ezeli.....	.530
6. Carl Landry.....	.520
6. Chris Mullin.....	.520
8. Billy Owens.....	.514
9. Baron Davis.....	.513
10. Leandro Barbosa.....	.511
10. Sarunas Marciulionis.....	.511

REBOUNDS

1. Wilt Chamberlain.....	922
2. Nate Thurmond.....	896
3. Draymond Green.....	549
4. Clyde Lee.....	503
5. Clifford Ray.....	411
6. Andrew Bogut.....	409
7. Paul Arizin.....	404
7. Rick Barry.....	404
9. Tom Gola.....	391
10. Tom Meschery.....	344

STEALS

1. Rick Barry.....	105
2. Stephen Curry.....	97
3. Draymond Green.....	93
4. Andre Iguodala.....	63
5. Klay Thompson.....	61
6. Charles Johnson.....	55
7. Jamaal Wilkes.....	54
8. Phil Smith.....	44
9. Chris Mullin.....	43
10. Harrison Barnes.....	42

FIELD GOALS MADE

1. Rick Barry.....	699
2. Wilt Chamberlain.....	507
3. Stephen Curry.....	501
4. Klay Thompson.....	466
5. Jeff Mullins.....	457
6. Paul Arizin.....	411
7. Nate Thurmond.....	328
8. Draymond Green.....	271
9. Chris Mullin.....	263
9. Jamaal Wilkes.....	263

REBOUNDS PER GAME (MIN. 10 GAMES)

1. Wilt Chamberlain.....	25.6
2. Nate Thurmond.....	16.6
3. Neil Johnston.....	11.2
4. Clyde Lee.....	10.5
5. Robert Parish.....	10.3
5. Clifford Ray.....	10.3
7. Tom Gola.....	10.0
8. Larry Smith.....	9.8
9. Rudy LaRusso.....	9.4
10. Woody Sauldsberry.....	8.9

STEALS PER GAME (MIN. 10 GAMES)

1. Tim Hardaway.....	3.15
2. Baron Davis.....	2.91
3. Rick Barry.....	2.63
4. Stephen Jackson.....	2.00
5. Eric Floyd.....	1.80
6. Stephen Curry.....	1.67
7. Draymond Green.....	1.48
8. Larrt Barnes.....	1.45
9. Butch Beard.....	1.41
10. Joe Barry Carroll.....	1.40

FIELD GOALS ATTEMPTED

1. Rick Barry.....	1,630
2. Stephen Curry.....	1,128
3. Klay Thompson.....	1,059
4. Wilt Chamberlain.....	1,017
5. Jeff Mullins.....	1,013
6. Paul Arizin.....	1,001
7. Nate Thurmond.....	795
8. Joe Fulks.....	745
9. Draymond Green.....	632
10. Harrison Barnes.....	623

ALL-TIME CAREER PLAYOFF LEADERS



FREE THROW PERCENTAGE (MINIMUM 50 ATTEMPTS)

1. Eric Floyd922
2. Mitch Richmond919
3. Stephen Curry878
4. Rick Barry871
5. Sarunas Marciulionis863
6. Chris Mullin861
7. Shaun Livingston855
8. Klay Thompson830
9. Paul Arizin829
10. Rod Higgins822

THREE-POINT PERCENTAGE (MINIMUM 25 ATTEMPTS)

1. Chris Mullin469
2. Eric Floyd464
3. Matt Barnes422
4. Marreese Speights419
5. Klay Thompson408
5. Stephen Curry408
7. Al Harrington395
8. Andre Iguodala383
9. Leandro Barbosa373
9. Baron Davis373

FREE THROWS MADE

1. Rick Barry	378
2. Paul Arizin	364
3. Stephen Curry	244
4. Wilt Chamberlain	232
5. Joe Fulks	204
6. Nate Thurmond	177
7. Draymond Green	175
8. Jeff Mullins	159
9. Tom Gola	148
10. Klay Thompson	142

THREE-POINT FIELD GOALS MADE

1. Stephen Curry	242
2. Klay Thompson	196
3. Draymond Green	79
4. Harrison Barnes	75
5. Andre Iguodala	62
6. Jason Richardson	29
7. Tim Hardaway	27
8. Stephen Jackson	26
9. Baron Davis	25
10. Chris Mullin	23

FREE THROWS ATTEMPTED

1. Paul Arizin	439
2. Wilt Chamberlain	438
3. Rick Barry	434
4. Stephen Curry	278
5. Nate Thurmond	266
6. Joe Fulks	261
7. Draymond Green	235
8. Jeff Mullins	211
9. Tom Gola	192
10. Tom Meschery	173

THREE-POINT FIELD GOALS ATTEMPTED

1. Stephen Curry	593
2. Klay Thompson	481
3. Draymond Green	247
4. Harrison Barnes	211
5. Andre Iguodala	162
6. Jason Richardson	82
7. Tim Hardaway	77
8. Stephen Jackson	72
9. Baron Davis	67
10. Rod Higgins	64

ALL-TIME INDIVIDUAL PLAYOFF RECORDS

MOST POINTS

One Game:	56.....	Wilt Chamberlain, Philadelphia vs. Syracuse.....	3/22/62
West Coast:	55.....	Rick Barry, San Francisco vs. Philadelphia.....	4/18/67
One Half:	39*.....	Eric Floyd, Golden State vs. L.A. Lakers.....	5/10/87
One Quarter:	29*.....	Eric Floyd, Golden State vs. L.A. Lakers.....	5/10/87
Overtime	17*.....	Stephen Curry, Golden State at Portland.....	5/9/16

FIELD GOALS MADE

One Game:	24*.....	Wilt Chamberlain, Philadelphia vs. Syracuse.....	3/14/60
West Coast:	22.....	Wilt Chamberlain, San Francisco vs. St. Louis.....	4/10/64
	22.....	Rick Barry, San Francisco vs. Philadelphia.....	4/18/67
One Half:	15*.....	Eric Floyd, Golden State vs. L.A. Lakers.....	5/10/87
One Quarter:	12*.....	Eric Floyd, Golden State vs. L.A. Lakers.....	5/10/87

FIELD GOALS MADE, NONE MISSED

One Game:	7.....	Bob Warlick, San Francisco at St. Louis.....	3/22/68
	7.....	Chris Gatling, Golden State at Seattle.....	4/28/92

FIELD GOALS ATTEMPTED

One Game:	48*.....	Wilt Chamberlain, Philadelphia vs. Syracuse.....	3/22/62
	48*.....	Rick Barry, San Francisco vs. Philadelphia.....	4/18/67
One Half:	25*.....	Wilt Chamberlain, Philadelphia vs. Syracuse.....	3/22/62
West Coast:	24.....	Rick Barry, San Francisco vs. Philadelphia.....	4/18/67
One Quarter:	17*.....	Rick Barry, San Francisco at Philadelphia.....	4/14/67

FIELD GOALS ATTEMPTED, NONE MADE

One Game:	12.....	Tom Gola, Philadelphia at Boston.....	3/23/58
	12.....	Guy Rodgers, San Francisco at Boston.....	4/18/64

FREE THROWS MADE

One Game:	16.....	Stephen Curry, Golden State at L.A. Clippers.....	5/3/14
	16.....	Chris Mullin, Golden State vs. Phoenix.....	5/13/89
One Half:	13.....	Stephen Curry, Golden State at L.A. Clippers.....	5/3/14
One Quarter:	10.....	Sarunas Marciulionis, Golden State at Seattle.....	4/28/92

FREE THROWS MADE, NONE MISSED

One Game:	16.....	Stephen Curry, Golden State at L.A. Clippers.....	5/3/14
-----------	---------	--	---------------

FREE THROWS ATTEMPTED

One Game:	19.....	Rick Barry, San Francisco at St. Louis.....	4/5/67
	19.....	Chris Mullin, Golden State vs. Phoenix.....	5/13/89
One Half:	14.....	Wilt Chamberlain, Philadelphia at Boston.....	3/22/60
West Coast:	13.....	Stephen Curry, Golden State at L.A. Clippers.....	5/3/14
	13.....	Chris Mullin, Golden State vs. Phoenix.....	5/13/89
One Quarter:	10.....	Sarunas Marciulionis, Golden State at Seattle.....	4/28/92

FREE THROWS ATTEMPTED, NONE MADE

One Game:	4.....	Andre Iguodala, Golden State vs. Houston.....	5/27/15
-----------	--------	--	----------------

THREE-POINT FIELD GOALS MADE

One Game:	11*.....	Klay Thompson, Golden State at Oklahoma City.....	5/28/16
One Half:	7.....	Klay Thompson, Golden State at San Antonio.....	5/8/13
	7.....	Draymond Green, Golden State at Portland.....	5/7/16
	7.....	Klay Thompson, Golden State at Oklahoma City.....	5/28/16
	5.....	Stephen Curry, Golden State vs. Denver.....	4/28/13
	5.....	Klay Thompson, Golden State at San Antonio.....	5/8/13
	5.....	Stephen Curry, Golden State vs. L.A. Clippers.....	4/27/14
	5.....	Stephen Curry, Golden State at Cleveland.....	6/9/15
	5.....	Draymond Green, Golden State at Portland.....	5/7/16
	5.....	Klay Thompson, Golden State at Oklahoma City.....	5/28/16

THREE-POINT FIELD GOALS MADE, NONE MISSED

One Game:	4.....	Chris Mullin, Golden State vs. L.A. Lakers.....	5/8/91
-----------	--------	---	--------

THREE-POINT FIELD GOALS ATTEMPTED

One Game:	18*.....	Stephen Curry, Golden State at New Orleans.....	4/23/15
	18*.....	Klay Thompson, Golden State at Oklahoma City.....	5/28/16
One Half:	12*.....	Stephen Curry, Golden State at New Orleans.....	4/23/15
One Quarter:	8.....	Stephen Curry, Golden State at Denver.....	4/20/13
	8.....	Stephen Curry, Golden State at Cleveland.....	6/9/15

MOST THREE-POINT FIELD GOALS ATTEMPTED, NONE MADE

One Game:	7.....	Klay Thompson, Golden State at Houston.....	4/21/16
-----------	--------	--	----------------

*NBA Record

Current Warriors in Bold

ALL-TIME INDIVIDUAL PLAYOFF RECORDS



REBOUNDS

One Game:	38	Wilt Chamberlain, San Francisco vs. Boston	4/24/64
One Half:	24	Wilt Chamberlain, Philadelphia vs. Boston	3/31/62
West Coast:	21	Wilt Chamberlain, San Francisco vs. Boston	4/24/64
One Quarter:	14	Wilt Chamberlain, Philadelphia vs. Boston	3/20/60
	14	Wilt Chamberlain, Philadelphia vs. Boston	3/22/62
	14	Wilt Chamberlain, Philadelphia vs. Boston	3/27/62
West Coast:	11	Larry Smith, Golden State at L.A. Lakers	5/12/87

OFFENSIVE REBOUNDS

One Game:	12	Larry Smith, Golden State at L.A. Lakers	5/12/87
One Half:	10	Larry Smith, Golden State at L.A. Lakers	5/12/87

DEFENSIVE REBOUNDS

One Game:	14	Larry Smith, Golden State vs. L.A. Lakers	5/10/87
	14	Andrew Bogut, Golden State vs. Denver	5/2/13
One Half:	9	Baron Davis, Golden State at Dallas	4/22/07

ASSISTS

One Game:	20	Tim Hardaway, Golden State at L.A. Lakers (OT)	5/14/91
One Half:	11	Tim Hardaway, Golden State at L.A. Lakers (OT)	5/14/91
One Quarter:	9	Tim Hardaway, Golden State at L.A. Lakers (OT)	5/14/91

STEALS

One Game:	8	Rick Barry, Golden State vs. Seattle	4/14/75
	8	Tim Hardaway, Golden State at L.A. Lakers	5/8/91
	8	Tim Hardaway, Golden State at Seattle	4/30/92

BLOCKED SHOTS


One Game:	8	George Johnson, Golden State at Seattle	4/24/75
-----------	---------	---	---------

TURNOVERS

One Game:	8	Stephen Curry, Golden State at L.A. Clippers	4/29/14
	8	Chris Mullin, Golden State at Phoenix	5/16/89
	8	Tim Hardaway, Golden State at Seattle	4/28/92
	8	Stephen Jackson, Golden State at Dallas	4/25/07

MINUTES PLAYED

One Game:	58	Stephen Curry, Golden State at San Antonio (2OT)	5/6/13
-----------	----------	--	--------



Klay Thompson tied an NBA playoff record with 11 three-point field goals in Game 6 of the 2016 Western Conference Finals at Oklahoma City.

ALL-TIME TEAM PLAYOFF RECORDS

MOST POINTS SCORED

One Game:	143	San Francisco vs. St. Louis	4/1/67
1st Half:	73	Golden State vs. Phoenix	5/4/94
2nd Half:	78	San Francisco vs. St. Louis	4/1/67
1st Quarter:	42	Golden State vs. Phoenix	5/4/94
2nd Quarter:	40	Golden State vs. Utah	5/11/07
3rd Quarter:	44	San Francisco vs. St. Louis	4/1/67
4th Quarter:	49	Golden State at San Antonio	4/25/91
Overtime:	21	Golden State at Portland	5/9/16

FEWEST POINTS SCORED (SHOT CLOCK ERA)

One Game:	70	Golden State vs. Los Angeles	4/21/73
1st Half:	30	Golden State at Los Angeles	4/22/77
2nd Half:	30	Golden State vs. Detroit	4/12/77
1st Quarter:	11	Golden State at Cleveland	6/16/16
2nd Quarter:	11	Golden State at Los Angeles	4/22/77
3rd Quarter:	14	Golden State vs. Cleveland	6/7/15
4th Quarter:	12	Golden State vs. Detroit	4/12/77
	12	Golden State at Oklahoma City	5/24/16
Overtime:	4	Golden State at Utah	5/9/07

FIELD GOALS MADE

One Game:	58	Golden State at Detroit	4/14/77
	58	San Francisco vs. St. Louis	4/1/67
One Half:	30	Philadelphia vs. Syracuse	3/14/60
West Coast:	29	Golden State vs. Phoenix	5/4/94
Fewest Game:	27	Golden State vs. Los Angeles	4/21/73

FIELD GOALS ATTEMPTED

One Game:	140*	San Francisco at Philadelphia (OT)	4/14/67
One Half:	64	Golden State at L.A. Lakers	5/12/87
One Quarter:	35	Philadelphia at Boston	3/22/60
Fewest Game:	74	Golden State vs. Dallas	4/29/07
	74	Golden State vs. L.A. Clippers	4/27/14
	74	Golden State vs. Memphis	5/5/15
	74	Golden State at Memphis	5/9/15

FIELD GOAL PERCENTAGE, GAME

Highest:	.646	Golden State at Denver	4/26/13
Lowest:	.233	Golden State vs. Los Angeles	4/21/73

FREE THROWS MADE

One Game:	48	Philadelphia at Syracuse	3/25/56
West Coast:	40	San Francisco at St. Louis	4/12/67
One Quarter:	20	Philadelphia vs. Boston	3/20/60
West Coast:	16	Golden State vs. Seattle	4/25/92
Fewest Game:	5	Golden State vs. Oklahoma City	5/30/16

FREE THROWS ATTEMPTED

One Game:	58	Philadelphia at Syracuse	3/25/56
One Half:	31	Golden State vs. Utah	5/2/89
One Quarter:	23	Philadelphia vs. Syracuse	3/22/62
	23	Philadelphia at Boston	4/1/62
West Coast:	19	Golden State vs. Seattle	4/25/92
Fewest Game:	8	Golden State vs. Oklahoma City	5/30/16

FREE THROW PERCENTAGE, GAME

Highest:	.958	Golden State vs. Denver (23-24)	5/2/13
Lowest:	.261*	Philadelphia at Boston (6-23)	3/19/60
West Coast:	.444	Golden State at Washington (8-18)	5/25/75

THREE-POINT FIELD GOALS MADE

One Game:	21	Golden State at Houston	4/24/16
	21	Golden State at Oklahoma City	5/28/16
One Half:	12	Golden State at Houston	4/24/16
	12	Golden State at Oklahoma City	5/28/16
One Quarter:	8	Golden State at Houston	4/24/16
	8	Golden State at Oklahoma City	5/28/16

*NBA Record

ALL-TIME TEAM PLAYOFF RECORDS



THREE-POINT FIELD GOALS ATTEMPTED

One Game:	46*	Golden State at Houston	5/25/15
One Half:	24	Golden State at Houston	5/25/15
One Quarter:	15	Golden State at Houston	5/25/15

THREE-POINT FIELD GOALS ATTEMPTED, NONE MADE

One Game:	9	Golden State vs. Phoenix	5/13/89
-----------	---	--------------------------	---------

REBOUNDS

One Game:	93	San Francisco at Philadelphia	4/16/67
One Half:	50	Philadelphia at Boston	3/22/60
Fewest Game:	22	Golden State at Seattle	4/28/92

OFFENSIVE REBOUNDS

One Game:	28	Golden State vs. Seattle	4/22/75
Fewest Game:	2	Golden State at Chicago	4/30/75

DEFENSIVE REBOUNDS

One Game:	46	Golden State vs. San Antonio (OT)	5/12/13
Fewest Game:	12	Golden State at Seattle	4/28/92

ASSISTS

One Game:	40	Golden State vs. Phoenix	5/4/94
One Half:	22	Golden State vs. Phoenix	5/4/94
One Quarter:	13	Golden State vs. Phoenix	5/4/94
Fewest Game:	9	Golden State at Dallas	4/25/07

PERSONAL FOULS

One Game:	37	Golden State at Phoenix (2OT)	5/9/76
Fewest Game:	12	Philadelphia at Boston	3/23/58
West Coast:	14	Golden State at Milwaukee	3/30/72

DISQUALIFICATIONS

One Game:	3	San Francisco vs. Los Angeles	4/13/68
-----------	---	-------------------------------	---------

STEALS

One Game:	22*	Golden State vs. Seattle	4/14/75
Fewest Game:	1	Golden State at Memphis	5/15/15

BLOCKED SHOTS

One Game:	14	Golden State at Utah	4/27/89
-----------	----	----------------------	---------

TURNOVERS

One Game:	31	Golden State at Washington	5/25/75
Fewest Game:	7	San Francisco at St. Louis	4/8/67

LARGEST DEFICITS OVERCOME TO WIN

End of 1st Quarter	18	San Francisco at St. Louis (behind 39-21; won 112-107)	4/12/67
End of 3rd Quarter	20	Golden State at New Orleans (behind 89-69; won 123-119)	4/23/15

LARGEST MARGIN OF VICTORY

39	Philadelphia at St. Louis (85-46)	4/6/48
----	-----------------------------------	--------

LARGEST MARGIN OF DEFEAT

56	Golden State vs. Los Angeles (70-126)	4/21/73
----	---------------------------------------	---------

*NBA Record

OPPONENTS ALL-TIME INDIVIDUAL PLAYOFF RECORDS

MOST POINTS

One Game:	56	Charles Barkley, Phoenix at Golden State	5/4/94
One Half:	38	Charles Barkley, Phoenix at Golden State	5/4/94
One Quarter:	27	Charles Barkley, Phoenix at Golden State	5/4/94

MOST FIELD GOALS MADE

One Game:	23	Charles Barkley, Phoenix at Golden State	5/4/94
One Half:	15	Charles Barkley, Phoenix at Golden State	5/4/94
One Quarter:	11	Charles Barkley, Phoenix at Golden State	5/4/94

MOST FIELD GOALS MADE, NONE MISSED

One Game:	6	DeAndre Jordan, L.A. Clippers vs. Golden State	5/3/14
-----------	---	--	--------

MOST FIELD GOALS ATTEMPTED

One Game:	38	LeBron James, Cleveland at Golden State	6/4/15
One Half:	22	Charles Barkley, Phoenix at Golden State	5/4/94
One Quarter:	12	Gail Goodrich, Los Angeles vs. Golden State	4/25/73
	12	Kevin Johnson, Phoenix vs. Golden State	5/1/94

MOST FIELD GOALS ATTEMPTED, NONE MADE

One Game:	14*	Chuck Reiser, Baltimore at Philadelphia	4/10/48
West Coast:	11	Walt Hazzard, Los Angeles at San Francisco	3/26/67

MOST FREE THROWS MADE

One Game:	20	Earvin Johnson, L.A. Lakers vs. Golden State	5/8/91
One Half:	19	Earvin Johnson, L.A. Lakers vs. Golden State	5/8/91
One Quarter:	11	Earvin Johnson, L.A. Lakers vs. Golden State	5/8/91

MOST FREE THROWS MADE, NONE MISSED

One Game:	17	Bob Love, Chicago at Golden State	4/27/75
-----------	----	-----------------------------------	---------

MOST FREE THROWS ATTEMPTED

One Game:	22	Bill Bridges, St. Louis at San Francisco	4/1/67
	22	Earvin Johnson, L.A. Lakers vs. Golden State	5/8/91
One Half:	21	Earvin Johnson, L.A. Lakers vs. Golden State	5/8/91
One Quarter:	12	Earvin Johnson, L.A. Lakers vs. Golden State	5/8/91

MOST FREE THROWS ATTEMPTED, NONE MADE

One Game:	3	Joe Caldwell, St. Louis vs. San Francisco	3/22/68
	3	Joe Caldwell, St. Louis at San Francisco	3/29/68
	3	Jim Fox, Seattle at Golden State	4/14/75
	3	Mychal Thompson, L.A. Lakers vs. Golden State	5/5/87
	3	Byron Scott, L.A. Lakers vs. Golden State	5/12/87

MOST THREE-POINT FIELD GOALS MADE

One Game:	8	Damian Lillard, Portland vs. Golden State	5/7/16
One Half:	5	James Harden, Houston vs. Golden State	5/25/15
	5	Damian Lillard, Portland vs. Golden State	5/7/16
One Quarter:	4	Eddie Johnson, Phoenix at Golden State	5/13/89
	4	Jerry Stackhouse, Dallas at Golden State	5/3/07
	4	Damian Lillard, Portland at Golden State	5/3/16

MOST THREE-POINT FIELD GOALS MADE, NONE MISSED

One Game:	5	Byron Scott, L.A. Lakers vs. Golden State	5/5/91
-----------	---	---	--------

MOST THREE-POINT FIELD GOALS ATTEMPTED

One Game:	18	Damian Lillard, Portland vs. Golden State	5/9/16
One Half:	10	J.R. Smith, Cleveland at Golden State	6/14/15
One Quarter:	6	J.R. Smith, Cleveland at Golden State	6/14/15

MOST THREE-POINT FIELD GOALS ATTEMPTED, NONE MADE

One Game:	8	J.R. Smith, Cleveland vs. Golden State	6/11/15
-----------	---	--	---------

MOST REBOUNDS

One Game:	40	Bill Russell, Boston vs. Philadelphia	3/23/58
West Coast:	38	Wilt Chamberlain, Philadelphia vs. San Francisco	4/16/67
One Half:	26*	Wilt Chamberlain, Philadelphia vs. San Francisco	4/16/67

MOST OFFENSIVE REBOUNDS

One Game:	11	Karl Malone, Utah vs. Golden State	4/29/89
	11	Dwight Howard, Houston at Golden State	4/27/16
One Half:	8	Tyrone Corbin, Phoenix at Golden State	5/11/89

MOST DEFENSIVE REBOUNDS

One Game:	18	Kareem Abdul-Jabbar, Los Angeles vs. Golden State	5/4/77
-----------	----	---	--------

*NBA Record

OPPONENTS ALL-TIME INDIVIDUAL PLAYOFF RECORDS



MOST ASSISTS

One Game:	17	Earvin Johnson, L.A. Lakers vs. Golden State	5/5/91
One Half:	12	Rickey Green, Utah vs. Golden State	4/23/87
One Quarter:	8	Oscar Robertson, Milwaukee vs. S.F. at Madison, WI	4/4/71

MOST STEALS

One Game:	7	Byron Scott, L.A. Lakers at Golden State	5/10/91
	7	James Harden, Houston vs. Golden State	4/24/16
	7	Russell Westbrook, Oklahoma City vs. Golden State	5/16/16

MOST BLOCKED SHOTS


One Game:	9	Kareem Abdul-Jabbar, Los Angeles at Golden State	4/22/77
-----------	---	--	---------

MOST TURNOVERS

One Game:	12*	James Harden, Houston at Golden State	5/27/15
-----------	-----	---------------------------------------	---------

MOST MINUTES PLAYED

One Game:	53	Wilt Chamberlain, Philadelphia vs. San Francisco (OT)	4/14/67
-----------	----	---	---------



Charles Barkley established the opponents' all-time playoff record for points in a game (56) on May 4, 1994.

OPPONENTS ALL-TIME TEAM PLAYOFF RECORDS

MOST POINTS SCORED

One Game:	141	Philadelphia vs. San Francisco (OT)	4/14/67
1st Half:	76	Boston vs. Philadelphia	3/28/62
2nd Half:	73	Los Angeles at Golden State	4/21/73
	73	San Antonio vs. Golden State	4/25/91
1st Quarter:	45*	Houston vs. Golden State	5/25/15
2nd Quarter:	42	Oklahoma City vs. Golden State	5/24/16
3rd Quarter:	49*	L.A. Lakers vs. Golden State	5/5/87
4th Quarter:	41	Los Angeles at San Francisco	3/21/67
	41	Philadelphia vs. San Francisco	4/16/67
Overtime:	16	L.A. Lakers vs. Golden State	5/14/91

FEWEST POINTS SCORED (SHOT CLOCK ERA)

One Game:	72	Chicago vs. Golden State	4/11/75
1st Half:	33	Houston at Golden State	4/16/16
2nd Half:	32	Chicago vs. Golden State	5/14/75
1st Quarter:	13	New Orleans at Golden State	4/18/15
2nd Quarter:	13	Chicago vs. Golden State	5/11/75
3rd Quarter:	12	Oklahoma City at Golden State	5/30/16
4th Quarter:	12	Chicago vs. Golden State	5/11/75
	12	Cleveland vs. Golden State	6/11/15
	12	Portland at Golden State	5/3/16
Overtime:	2	Cleveland at Golden State	6/4/15

FIELD GOALS MADE

One Game:	58	Milwaukee vs. San Francisco	4/4/71
One Half:	32	Boston vs. Philadelphia	4/1/62
West Coast:	29	Phoenix at Golden State	5/13/89
Fewest Game:	25	Syracuse at Philadelphia	3/27/56
West Coast:	28	Cleveland at Golden State	6/5/16

FIELD GOALS ATTEMPTED

One Game:	135	Boston vs. Philadelphia	3/22/60
West Coast:	118	Philadelphia vs. San Francisco	4/16/67
One Half:	77	Boston vs. Philadelphia	3/22/60
One Quarter:	42	Boston vs. Philadelphia	3/22/60
Fewest Game:	71	Chicago at Golden State	4/27/75
	71	Denver at Golden State	4/28/13

FIELD GOAL PERCENTAGE, GAME

Highest:	.615	Seattle vs. Golden State (48-78)	4/28/92
Lowest:	.258	Syracuse at Philadelphia (25-97)	3/27/56
West Coast:	.316	St. Louis at San Francisco (37-117)	4/10/67

FREE THROWS MADE

One Game:	46	Syracuse at Philadelphia	3/27/56
One Half:	22	St. Louis at San Francisco	4/1/67
	22	Los Angeles at Golden State	4/26/77
One Quarter:	15	Seattle vs. Golden State	4/28/92
Fewest Game:	8	Milwaukee at Golden State	4/13/73
	8	Memphis at Golden State	5/13/15

FREE THROWS ATTEMPTED

One Game:	64	Syracuse at Philadelphia	3/27/56
	64	Philadelphia at San Francisco	4/24/67
One Quarter:	18	Philadelphia vs. San Francisco (OT)	4/14/67
	18	Washington at Golden State	5/23/75
	18	Los Angeles at Golden State	4/26/77
Fewest Game:	10	Memphis at Golden State	5/13/15

FREE THROW PERCENTAGE, GAME

Highest:	1.000*	Phoenix vs. Golden State (28-28)	5/9/89
Lowest:	.435	L.A. Clippers at Golden State (8-28)	4/24/14

*NBA Record

OPPONENTS ALL-TIME TEAM PLAYOFF RECORDS



THREE-POINT FIELD GOALS MADE

One Game:	17	Houston vs. Golden State	5/25/15
	17	Portland vs. Golden State	5/7/16
One Half:	10	Houston vs. Golden State	5/25/15
One Quarter:	8	Houston vs. Golden State	5/25/15

THREE-POINT FIELD GOALS ATTEMPTED

One Game:	39	Portland vs. Golden State (OT)	5/9/16
One Half:	19	Dallas at Golden State	4/29/07
	19	Portland vs. Golden State	5/9/16
	19	Portland at Golden State	5/11/16
One Quarter:	13	Dallas at Golden State	4/29/07

REBOUNDS

One Game:	97*	Boston vs. Philadelphia	3/19/60
West Coast:	93	Philadelphia vs. San Francisco	4/16/67
One Half:	60	Boston vs. Philadelphia	3/19/60
	60	Philadelphia vs. San Francisco	4/16/67
One Quarter:	31	Boston vs. Philadelphia	3/19/60
	31	Philadelphia vs. San Francisco	4/16/67
Fewest Game:	26	Denver vs. Golden State	4/23/13

OFFENSIVE REBOUNDS

One Game:	25	Phoenix at Golden State	5/11/89
Fewest Game:	4	Houston vs. Golden State	5/25/15

DEFENSIVE REBOUNDS

One Game:	44	Phoenix at Golden State	5/13/89
	44	L.A. Lakers vs. Golden State (OT)	5/14/91
Fewest Game:	20	Detroit vs. Golden State	4/24/76
	20	Denver vs. Golden State	4/23/13

ASSISTS

One Game:	39	San Antonio vs. Golden State	4/25/91
One Half:	21	San Antonio vs. Golden State	4/25/91
One Quarter:	12	Philadelphia vs. San Francisco	4/16/67
Fewest Game:	14	Denver at Golden State	4/28/13
	14	San Antonio vs. Golden State	5/8/13
	14	Cleveland at Golden State	6/7/15
	14	Cleveland vs. Golden State	6/16/15

PERSONAL FOULS

One Game:	35	Seattle at Golden State	4/25/92
Fewest Game:	12	Los Angeles at Golden State	4/21/73

DISQUALIFICATIONS

One Game:	3	Milwaukee vs. Golden State at Madison, WI	4/10/73
-----------	---	---	---------

STEALS

One Game:	19	Los Angeles vs. Golden State	4/29/77
	19	Los Angeles vs. Golden State	5/4/77
Fewest Game:	2	Detroit vs. Golden State	4/30/76
	2	L.A. Lakers at Golden State	5/10/87
	2	Cleveland vs. Golden State	6/11/15

BLOCKED SHOTS

One Game:	12	Los Angeles vs. Golden State	4/22/77
-----------	----	------------------------------	---------

TURNOVERS

One Game:	30	Phoenix at Golden State	5/2/76
Fewest Game:	3	Memphis vs. Golden State	5/15/15

ALL-TIME PLAYOFF RESULTS

1946-47

Quarterfinals - Warriors win series 2-1

DATE	OPPONENT	SITE	W-L	SCORE
April 2	St. Louis	Philadelphia	W	73-68
April 5	St. Louis	St. Louis	L	51-73
April 6	St. Louis	St. Louis	W	75-59

Semifinals - Warriors win series 2-0

DATE	OPPONENT	SITE	W-L	SCORE
April 12	New York	Philadelphia	W	82-70
April 14	New York	New York	W	72-53

BAA Finals - Warriors win series 4-1

DATE	OPPONENT	SITE	W-L	SCORE
April 16	Chicago	Philadelphia	W	84-71
April 17	Chicago	Philadelphia	W	85-74
April 19	Chicago	Chicago	W	75-72
April 20	Chicago	Chicago	L	73-74
April 22	Chicago	Philadelphia	W	83-80

1947-48

Semifinals - Warriors win series 4-3

DATE	OPPONENT	SITE	W-L	SCORE
March 23	St. Louis	St. Louis	L	58-60
March 25	St. Louis	St. Louis	W	65-64
March 27	St. Louis	Philadelphia	W	84-56
March 30	St. Louis	Philadelphia	L	51-56
April 1	St. Louis	St. Louis	L	62-69
April 3	St. Louis	Philadelphia	W	84-61
April 6	St. Louis	St. Louis	W	85-46

BAA Finals - Baltimore wins series 4-2

DATE	OPPONENT	SITE	W-L	SCORE
April 10	Baltimore	Philadelphia	W	71-60
April 13	Baltimore	Philadelphia	L	63-66
April 15	Baltimore	Baltimore	L	70-72
April 17	Baltimore	Baltimore	L	75-78
April 20	Baltimore	Philadelphia	W	91-82
April 21	Baltimore	Baltimore	L	73-88

1948-49

Eastern Div. Semifinals - Washington wins series 2-0

DATE	OPPONENT	SITE	W-L	SCORE
March 23	Washington	Philadelphia	L	70-92
March 24	Washington	Washington	L	78-80

1949-50

Eastern Div. Semifinals - Syracuse wins series 2-0

DATE	OPPONENT	SITE	W-L	SCORE
March 22	Syracuse	Syracuse	L	76-93
March 23	Syracuse	Philadelphia	L	53-59

1950-51

Eastern Div. Semifinals - Syracuse wins series 2-0

DATE	OPPONENT	SITE	W-L	SCORE
March 20	Syracuse	Philadelphia	L	89-91(ot)
March 22	Syracuse	Syracuse	L	78-90

1951-52

Eastern Div. Semifinals - Syracuse wins series 2-1

DATE	OPPONENT	SITE	W-L	SCORE
March 20	Syracuse	Syracuse	L	83-102
March 22	Syracuse	Philadelphia	W	100-95
March 23	Syracuse	Syracuse	L	78-84

1955-56

Eastern Div. Finals - Warriors win series 3-2

DATE	OPPONENT	SITE	W-L	SCORE
March 23	Syracuse	Philadelphia	W	109-87
March 25	Syracuse	Syracuse	L	118-122
March 27	Syracuse	Philadelphia	W	119-96
March 28	Syracuse	Syracuse	L	104-108
March 29	Syracuse	Philadelphia	W	109-104

NBA Finals - Warriors win series 4-1

DATE	OPPONENT	SITE	W-L	SCORE
March 31	Ft. Wayne	Philadelphia	W	98-94
April 1	Ft. Wayne	Ft. Wayne	L	83-84
April 3	Ft. Wayne	Philadelphia	W	100-96
April 5	Ft. Wayne	Ft. Wayne	W	107-105
April 7	Ft. Wayne	Philadelphia	W	99-88

1956-57

Eastern Div. Semifinals - Syracuse wins series 2-0

DATE	OPPONENT	SITE	W-L	SCORE
March 16	Syracuse	Philadelphia	L	96-103
March 18	Syracuse	Syracuse	L	80-91

1957-58

Eastern Div. Semifinals - Warriors win series 2-1

DATE	OPPONENT	SITE	W-L	SCORE
March 15	Syracuse	Syracuse	L	82-86
March 16	Syracuse	Philadelphia	W	95-93
March 18	Syracuse	Syracuse	W	101-88

Eastern Div. Finals - Boston wins series 4-1

DATE	OPPONENT	SITE	W-L	SCORE
March 19	Boston	Boston	L	98-107
March 22	Boston	Philadelphia	L	87-109
March 23	Boston	Boston	L	92-106
March 26	Boston	Philadelphia	W	111-97
March 27	Boston	Boston	L	88-93

1959-60

Eastern Div. Semifinals - Warriors win series 2-1

DATE	OPPONENT	SITE	W-L	SCORE
March 11	Syracuse	Philadelphia	W	115-92
March 13	Syracuse	Syracuse	L	119-125
March 14	Syracuse	Philadelphia	W	132-112

Eastern Div. Finals - Boston wins series 4-2

DATE	OPPONENT	SITE	W-L	SCORE
March 16	Boston	Boston	L	105-111
March 18	Boston	Philadelphia	W	115-110
March 19	Boston	Boston	L	90-120
March 20	Boston	Philadelphia	L	104-112
March 22	Boston	Boston	W	128-107
March 24	Boston	Philadelphia	L	117-119

1960-61

Eastern Div. Semifinals - Syracuse wins series 3-0

DATE	OPPONENT	SITE	W-L	SCORE
March 14	Syracuse	Philadelphia	L	107-115
March 16	Syracuse	Syracuse	L	114-115
March 18	Syracuse	Philadelphia	L	103-106



1961-62

Eastern Div. Semifinals - Warriors win series 3-2

DATE	OPPONENT	SITE	W-L	SCORE
March 16	Syracuse	Philadelphia	W	110-103
March 18	Syracuse	Syracuse	W	97-82
March 19	Syracuse	Philadelphia	L	100-101
March 20	Syracuse	Syracuse	L	99-106
March 22	Syracuse	Philadelphia	W	121-104

Eastern Div. Finals - Boston wins series 4-3

DATE	OPPONENT	SITE	W-L	SCORE
March 24	Boston	Boston	L	89-117
March 27	Boston	Philadelphia	W	113-106
March 28	Boston	Boston	L	114-129
March 31	Boston	Philadelphia	W	110-106
April 1	Boston	Boston	L	104-119
April 3	Boston	Philadelphia	W	109-99
April 5	Boston	Boston	L	107-109

1963-64

Western Div. Finals - Warriors win series 4-3

DATE	OPPONENT	SITE	W-L	SCORE
April 1	St. Louis	San Francisco	L	111-116
April 3	St. Louis	San Francisco	W	120-85
April 5	St. Louis	St. Louis	L	109-113
April 8	St. Louis	St. Louis	W	111-109
April 10	St. Louis	San Francisco	W	121-97
April 12	St. Louis	St. Louis	L	95-123
April 16	St. Louis	San Francisco	W	105-95

NBA Finals - Boston wins series 4-1

DATE	OPPONENT	SITE	W-L	SCORE
April 18	Boston	Boston	L	96-108
April 20	Boston	Boston	L	101-124
April 22	Boston	San Francisco	W	115-91
April 24	Boston	San Francisco	L	95-98
April 26	Boston	Boston	L	99-105

1966-67

Western Div. Semifinals - Warriors win series 3-0

DATE	OPPONENT	SITE	W-L	SCORE
March 21	Los Angeles	San Francisco	W	124-108
March 23	Los Angeles	Los Angeles	W	113-102
March 26	Los Angeles	San Francisco	W	122-115

Western Div. Finals - Warriors win series 4-2

DATE	OPPONENT	SITE	W-L	SCORE
March 30	St. Louis	San Francisco	W	117-115
April 1	St. Louis	San Francisco	W	143-136
April 5	St. Louis	St. Louis	L	109-115
April 8	St. Louis	St. Louis	L	104-109
April 10	St. Louis	San Francisco	W	123-102
April 12	St. Louis	St. Louis	W	112-107

NBA Finals - Philadelphia wins series 4-2

DATE	OPPONENT	SITE	W-L	SCORE
April 14	Philadelphia	Philadelphia	L	135-141(ot)
April 16	Philadelphia	Philadelphia	L	95-126
April 18	Philadelphia	San Francisco	W	130-124
April 20	Philadelphia	San Francisco	L	108-122
April 23	Philadelphia	Philadelphia	W	117-109
April 24	Philadelphia	San Francisco	L	122-125

1967-68

Western Div. Semifinals - Warriors win series 4-2

DATE	OPPONENT	SITE	W-L	SCORE
March 22	St. Louis	St. Louis	W	111-106
March 23	St. Louis	St. Louis	L	103-111
March 26	St. Louis	San Francisco	W	124-109
March 29	St. Louis	San Francisco	W	108-107
March 31	St. Louis	St. Louis	L	103-129
April 2	St. Louis	San Francisco	W	111-106

Western Div. Finals - Los Angeles wins series 4-0

DATE	OPPONENT	SITE	W-L	SCORE
April 5	Los Angeles	Los Angeles	L	105-133
April 10	Los Angeles	Los Angeles	L	112-115
April 11	Los Angeles	San Francisco	L	124-128
April 13	Los Angeles	San Francisco	L	100-106

1968-69

Western Div. Semifinals - Los Angeles wins series 4-2

DATE	OPPONENT	SITE	W-L	SCORE
March 26	Los Angeles	Los Angeles	W	99-94
March 28	Los Angeles	Los Angeles	W	107-101
March 31	Los Angeles	San Francisco	L	98-115
April 2	Los Angeles	San Francisco	L	88-103
April 4	Los Angeles	Los Angeles	L	98-103
April 5	Los Angeles	San Francisco	L	78-118

1970-71

Western Conf. Semifinals - Milwaukee wins series 4-1

DATE	OPPONENT	SITE	W-L	SCORE
March 27	Milwaukee	San Francisco	L	96-107
March 29	Milwaukee	Milwaukee	L	90-104
March 30	Milwaukee	Milwaukee	L	102-114
April 1	Milwaukee	San Francisco	W	106-104
April 4	Milwaukee	Milwaukee	L	86-136

1971-72

Western Conf. Semifinals - Milwaukee wins series 4-1

DATE	OPPONENT	SITE	W-L	SCORE
March 28	Milwaukee	Milwaukee	W	117-106
March 30	Milwaukee	Milwaukee	L	93-118
April 1	Milwaukee	Golden State	L	94-122
April 4	Milwaukee	Golden State	L	99-106
April 6	Milwaukee	Milwaukee	L	100-108

1972-73

Western Conf. Semifinals - Warriors win series 4-2

DATE	OPPONENT	SITE	W-L	SCORE
March 30	Milwaukee	Milwaukee	L	90-110
April 1	Milwaukee	Milwaukee	W	95-92
April 5	Milwaukee	Golden State	L	93-113
April 7	Milwaukee	Golden State	W	102-97
April 10	Milwaukee	Milwaukee	W	100-97
April 13	Milwaukee	Golden State	W	100-86

Western Conf. Finals - Los Angeles wins series 4-1

DATE	OPPONENT	SITE	W-L	SCORE
April 17	Los Angeles	Los Angeles	L	99-101
April 19	Los Angeles	Los Angeles	L	93-104
April 21	Los Angeles	Golden State	L	70-126
April 23	Los Angeles	Golden State	W	117-109
April 25	Los Angeles	Los Angeles	L	118-128

ALL-TIME PLAYOFF RESULTS

1974-75

Western Conf. Semifinals - Warriors win series 4-2

DATE	OPPONENT	SITE	W-L	SCORE
April 14	Seattle	Golden State	W	123-96
April 16	Seattle	Golden State	L	99-100
April 17	Seattle	Seattle	W	105-96
April 19	Seattle	Seattle	L	94-111
April 22	Seattle	Golden State	W	124-100
April 24	Seattle	Seattle	W	105-96

Western Conf. Finals - Warriors win series 4-3

DATE	OPPONENT	SITE	W-L	SCORE
April 27	Chicago	Golden State	W	107-89
April 30	Chicago	Chicago	L	89-90
May 4	Chicago	Chicago	L	101-108
May 6	Chicago	Golden State	W	111-106
May 8	Chicago	Golden State	L	79-89
May 11	Chicago	Chicago	W	86-72
May 14	Chicago	Golden State	W	83-79

NBA Finals - Warriors win series 4-0

DATE	OPPONENT	SITE	W-L	SCORE
May 18	Washington	Washington	W	101-95
May 20	Washington	Golden State*	W	92-91
May 23	Washington	Golden State*	W	109-101
May 25	Washington	Washington	W	96-95

*Games played in San Francisco at Cow Palace

1975-76

Western Conf. Semifinals - Warriors win series 4-2

DATE	OPPONENT	SITE	W-L	SCORE
April 20	Detroit	Golden State	W	127-103
April 22	Detroit	Golden State	L	111-123
April 24	Detroit	Detroit	W	113-96
April 26	Detroit	Detroit	L	102-106
April 28	Detroit	Golden State	W	128-109
April 30	Detroit	Detroit	W	118-116(ot)

Western Conf. Finals - Phoenix wins series 4-3

DATE	OPPONENT	SITE	W-L	SCORE
May 2	Phoenix	Golden State	W	128-103
May 5	Phoenix	Golden State	L	101-108
May 7	Phoenix	Phoenix	W	99-91
May 9	Phoenix	Phoenix	L	129-133(2ot)
May 12	Phoenix	Golden State	W	111-95
May 14	Phoenix	Phoenix	L	104-105
May 16	Phoenix	Golden State	L	86-94

1976-77

Western Conf. First Round - Warriors win series 2-1

DATE	OPPONENT	SITE	W-L	SCORE
April 12	Detroit	Golden State	L	90-95
April 14	Detroit	Detroit	W	138-108
April 17	Detroit	Golden State	W	109-101

Western Conf. Semifinals - Los Angeles wins series 4-3

DATE	OPPONENT	SITE	W-L	SCORE
April 20	Los Angeles	Los Angeles	L	106-115
April 22	Los Angeles	Los Angeles	L	86-95
April 24	Los Angeles	Golden State	W	109-105
April 26	Los Angeles	Golden State	W	114-103
April 29	Los Angeles	Los Angeles	L	105-112
May 1	Los Angeles	Golden State	W	115-106
May 4	Los Angeles	Los Angeles	L	84-97

1986-87

Western Conf. First Round - Warriors win series 3-2

DATE	OPPONENT	SITE	W-L	SCORE
April 23	Utah	Utah	L	85-99
April 25	Utah	Utah	L	100-103
April 29	Utah	Golden State	W	110-95
May 1	Utah	Golden State	W	98-94
May 3	Utah	Utah	W	118-113

Western Conf. Semifinals - L.A. Lakers win series 4-1

DATE	OPPONENT	SITE	W-L	SCORE
May 5	L.A. Lakers	Los Angeles	L	116-125
May 7	L.A. Lakers	Los Angeles	L	101-116
May 9	L.A. Lakers	Golden State	L	108-133
May 10	L.A. Lakers	Golden State	W	129-121
May 11	L.A. Lakers	Golden State	L	106-118

1988-89

Western Conf. First Round - Warriors win series 3-0

DATE	OPPONENT	SITE	W-L	SCORE
April 27	Utah	Utah	W	123-119
April 29	Utah	Utah	W	99-91
May 2	Utah	Golden State	W	120-106

Western Conf. Semifinals - Phoenix wins series 4-1

DATE	OPPONENT	SITE	W-L	SCORE
May 6	Phoenix	Phoenix	L	103-130
May 9	Phoenix	Phoenix	W	127-122
May 11	Phoenix	Golden State	L	104-113
May 13	Phoenix	Golden State	L	99-135
May 16	Phoenix	Phoenix	L	104-116

1990-91

Western Conf. First Round - Warriors win series 3-1

DATE	OPPONENT	SITE	W-L	SCORE
April 25	San Antonio	San Antonio	L	121-130
April 27	San Antonio	San Antonio	W	111-98
May 1	San Antonio	Golden State	W	109-106
May 3	San Antonio	Golden State	W	110-97

Western Conf. Semifinals - L.A. Lakers win series 4-1

DATE	OPPONENT	SITE	W-L	SCORE
May 5	L.A. Lakers	Los Angeles	L	116-126
May 8	L.A. Lakers	Los Angeles	W	125-124
May 10	L.A. Lakers	Golden State	L	112-115
May 12	L.A. Lakers	Golden State	L	107-123
May 14	L.A. Lakers	Los Angeles	L	119-124(ot)

1991-92

Western Conf. First Round - Seattle wins series 3-1

DATE	OPPONENT	SITE	W-L	SCORE
April 23	Seattle	Golden State	L	109-117
April 25	Seattle	Golden State	W	115-101
April 28	Seattle	Seattle	L	128-129
April 30	Seattle	Seattle	L	116-119

1993-94

Western Conf. Semifinals - Phoenix wins series 3-0

DATE	OPPONENT	SITE	W-L	SCORE
April 29	Phoenix	Phoenix	L	104-111
May 1	Phoenix	Phoenix	L	111-117
May 4	Phoenix	Golden State	L	133-140



2006-07

Western Conf. First Round - Warriors win series 4-2

DATE	OPPONENT	SITE	W-L	SCORE
April 22	Dallas	Dallas	W	97-85
April 25	Dallas	Dallas	L	99-112
April 27	Dallas	Golden State	W	109-91
April 29	Dallas	Golden State	W	103-99
May 1	Dallas	Dallas	L	112-118
May 3	Dallas	Golden State	W	111-86

Western Conf. Semifinals - Utah wins series 4-1

DATE	OPPONENT	SITE	W-L	SCORE
May 7	Utah	Utah	L	112-116
May 9	Utah	Utah	L	117-127(ot)
May 11	Utah	Golden State	W	125-105
May 13	Utah	Golden State	L	101-115
May 15	Utah	Utah	L	87-100

2012-13

Western Conf. First Round - Warriors win series 4-2

DATE	OPPONENT	SITE	W-L	SCORE
April 20	Denver	Denver	L	95-97
April 23	Denver	Denver	W	131-117
April 26	Denver	Golden State	W	110-108
April 28	Denver	Golden State	W	115-101
April 30	Denver	Denver	L	100-107
May 2	Denver	Golden State	W	92-88

Western Conf. Semifinals - San Antonio wins series 4-2

DATE	OPPONENT	SITE	W-L	SCORE
May 6	San Antonio	San Antonio	L	127-129(2ot)
May 8	San Antonio	San Antonio	W	100-91
May 10	San Antonio	Golden State	L	92-102
May 12	San Antonio	Golden State	W	97-87(ot)
May 14	San Antonio	San Antonio	L	91-109
May 16	San Antonio	Golden State	L	82-94

2013-14

Western Conf. First Round - L.A. Clippers win series 4-3

DATE	OPPONENT	SITE	W-L	SCORE
April 19	L.A. Clippers	Los Angeles	W	109-105
April 21	L.A. Clippers	Los Angeles	L	98-138
April 24	L.A. Clippers	Golden State	L	96-98
April 27	L.A. Clippers	Golden State	W	118-97
April 29	L.A. Clippers	Los Angeles	L	103-113
May 1	L.A. Clippers	Golden State	W	100-99
May 3	L.A. Clippers	Los Angeles	L	121-126

2014-15

Western Conf. First Round - Warriors win series 4-0

DATE	OPPONENT	SITE	W-L	SCORE
April 18	New Orleans	Golden State	W	106-99
April 20	New Orleans	Golden State	W	97-87
April 23	New Orleans	New Orleans	W	123-119 (ot)
April 25	New Orleans	New Orleans	W	109-98

Western Conf. Semifinals - Warriors win series 4-2

DATE	OPPONENT	SITE	W-L	SCORE
May 3	Memphis	Golden State	W	101-86
May 5	Memphis	Golden State	L	90-97
May 9	Memphis	Memphis	L	89-99
May 11	Memphis	Memphis	W	101-84
May 13	Memphis	Golden State	W	98-78
May 15	Memphis	Memphis	W	108-95

2014-15 (cont.)

Western Conf. Finals - Warriors win series 4-1

DATE	OPPONENT	SITE	W-L	SCORE
May 19	Houston	Golden State	W	110-106
May 21	Houston	Golden State	W	99-98
May 23	Houston	Houston	W	115-80
May 25	Houston	Houston	L	115-128
May 27	Houston	Golden State	W	104-90

NBA Finals - Warriors win series 4-2

DATE	OPPONENT	SITE	W-L	SCORE
June 4	Cleveland	Golden State	W	108-100 (ot)
June 7	Cleveland	Golden State	L	93-95 (ot)
June 9	Cleveland	Cleveland	L	91-96
June 11	Cleveland	Cleveland	W	103-82
June 14	Cleveland	Golden State	W	104-91
June 16	Cleveland	Cleveland	W	105-97

2015-16

Western Conf. First Round - Warriors win series 4-1

DATE	OPPONENT	SITE	W-L	SCORE
April 16	Houston	Golden State	W	104-78
April 18	Houston	Golden State	W	115-106
April 21	Houston	Houston	L	96-97
April 24	Houston	Houston	W	121-94
April 27	Houston	Golden State	W	114-81

Western Conf. Semifinals - Warriors win series 4-1

DATE	OPPONENT	SITE	W-L	SCORE
May 1	Portland	Golden State	W	118-106
May 3	Portland	Golden State	W	110-99
May 7	Portland	Portland	L	108-120
May 9	Portland	Portland	W	132-125 (ot)
May 11	Portland	Golden State	W	125-121

Western Conf. Finals - Warriors win series 4-3

DATE	OPPONENT	SITE	W-L	SCORE
May 16	Oklahoma City	Golden State	L	102-108
May 18	Oklahoma City	Golden State	W	118-91
May 22	Oklahoma City	Oklahoma City	L	105-133
May 24	Oklahoma City	Oklahoma City	L	94-118
May 26	Oklahoma City	Golden State	W	120-111
May 28	Oklahoma City	Oklahoma City	W	108-101
May 30	Oklahoma City	Golden State	W	96-88

NBA Finals - Cleveland wins series 4-3

DATE	OPPONENT	SITE	W-L	SCORE
June 2	Cleveland	Golden State	W	104-89
June 5	Cleveland	Golden State	W	110-77
June 8	Cleveland	Cleveland	L	90-120
June 10	Cleveland	Cleveland	W	108-97
June 13	Cleveland	Golden State	L	97-112
June 16	Cleveland	Cleveland	L	101-115
June 19	Cleveland	Golden State	L	89-93

YEARLY PLAYOFF STATISTICS

1946-47

PLAYER	G	FGM	FGA	PCT	FTM	FTA	PCT	AST	PF	PTS	AVG
Fulks, Joe	10	74	257	.288	74	94	.787	3	32	222	22.2
Musi, Angelo	10	48	160	.300	21	29	.724	5	27	117	11.7
Senesky, George	10	44	139	.317	21	26	.808	8	15	109	10.9
Hillhouse, Art	10	24	91	.264	39	46	.848	8	41	87	8.7
Dallmar, Howard	10	26	104	.250	30	40	.750	16	28	82	8.2
Kaplowitz, Ralph	10	22	98	.224	22	27	.815	6	25	66	6.6
Fleischman, Jerome	9	22	70	.314	13	18	.722	3	20	57	6.3
Rullo, Jerry	7	3	13	.231	1	1	1.000	0	1	7	1.0
Guokas, Matthew	8	1	9	.111	2	5	.400	0	11	4	0.5
Rosenberg, Alexander	9	1	12	.083	0	3	.000	3	4	2	0.2
WARRIORS	10	265	953	.278	223	289	.772	52	204	753	75.3

1947-48

PLAYER	G	FGM	FGA	PCT	FTM	FTA	PCT	AST	PF	PTS	AVG
Fulks, Joe	13	92	380	.242	98	121	.810	3	55	282	21.7
Halbert, Chuck	13	49	185	.265	51	84	.607	4	45	149	11.5
Senesky, George	13	50	159	.314	29	45	.644	10	33	129	9.9
Dallmar, Howard	13	38	178	.213	30	48	.625	37	55	106	8.2
Kaplowitz, Ralph	13	32	93	.344	22	29	.759	7	22	86	6.6
Musi, Angelo	13	26	129	.202	21	28	.750	11	30	73	5.6
Crossin, Francis	10	16	49	.327	8	9	.889	10	18	40	4.0
O'Brien, Bob	9	9	38	.237	10	15	.667	3	13	28	3.1
Fleishman, Jerry	7	5	89	.056	6	8	.950	2	7	16	2.3
Benders, Hank	12	8	35	.229	7	13	.538	4	15	23	1.9
WARRIORS	13	325	1275	.255	282	400	.705	91	293	932	71.7

1948-49

PLAYER	G	FGM	FGA	PCT	FTM	FTA	PCT	AST	PF	PTS	AVG
Crossin, Francis	2	13	31	.419	5	7	.714	3	3	31	15.5
Bornheimer, Dave	2	7	17	.412	6	9	.667	2	11	20	10.0
Fleishman, Jerry	2	7	26	.269	6	9	.667	4	5	20	10.0
Sadowski, Ed	2	6	38	.158	8	13	.615	3	6	20	10.0
Bishop, Gale	2	7	26	.269	4	8	.500	2	3	18	9.0
Dallmar, Howard	2	4	18	.222	5	7	.714	4	9	13	6.5
Senesky, George	2	3	22	.136	6	8	1.000	4	6	12	6.0
Musi, Angelo	2	3	17	.176	2	2	1.000	0	1	8	4.0
Rullo, Jerry	2	2	8	.250	2	2	1.000	1	9	6	3.0
Fulks, Joe	1	0	0	—	0	0	—	0	1	0	0.0
Torgoff, Irv	2	0	3	.000	0	0	—	2	2	0	0.0
WARRIORS	2	52	196	.265	44	65	.677	25	56	148	74.0

1949-50

PLAYER	G	FGM	FGA	PCT	FTM	FTA	PCT	AST	PF	PTS	AVG
Gardner, Vern	2	15	44	.341	6	9	.667	2	11	36	18.0
Crossin, Francis	2	9	27	.333	8	9	.889	4	3	26	13.0
Livingstone, Ron	2	6	16	.375	4	7	.571	5	12	16	8.0
Fulks, Joe	2	5	26	.192	5	10	.500	2	10	15	7.5
Senesky, George	2	6	16	.375	2	4	.500	3	2	14	7.0
Mogus, Leo	2	3	18	.167	4	7	.571	7	10	10	5.0
Guokas, Al	2	2	4	.500	2	6	.333	5	3	6	3.0
Bobb, Nelson	2	1	3	.333	0	0	—	1	3	2	1.0
Bornheimer, Jake	2	1	3	.333	0	0	—	0	2	2	1.0
Fleishman, Jerry	2	1	3	.333	0	1	.000	3	6	2	1.0
WARRIORS	2	49	160	.306	31	53	.585	32	62	129	64.5

1950-51

PLAYER	G	FGM	FGA	PCT	FTM	FTA	PCT	REB	AST	PF	PTS	AVG
Fulks, Joe	2	16	49	.327	20	27	.741	16	1	9	52	26.0
Arizin, Paul	2	14	27	.519	13	16	.813	20	3	10	41	20.5
Mikan, Ed	2	6	26	.231	10	11	.909	21	3	6	22	11.0
Phillip, Andy	2	6	15	.400	3	6	.500	15	14	9	15	7.5
Senesky, George	2	4	22	.182	7	9	.778	7	15	6	15	7.5
Gardner, Vern	2	4	8	.500	3	3	1.000	4	0	8	11	5.5
Closs, Bill	2	2	8	.250	3	5	.600	8	5	5	7	3.5
Livingstone, Ron	2	2	3	.667	0	0	—	2	0	1	4	2.0
Bobb, Nelson	1	0	0	—	0	0	—	0	2	2	0	0.0
Mogus, Leo	1	0	0	—	0	0	—	0	0	0	0	0.0
WARRIORS	2	54	158	.342	59	77	.766	93	43	56	167	83.5

1951-52

PLAYER	G	FGM	FGA	PCT	FTM	FTA	PCT	REB	AST	PF	PTS	AVG
Arzin, Paul	3	24	53	.453	29	33	.879	38	8	17	77	25.7
Senesky, George	3	13	33	.454	7	11	.636	12	11	9	43	14.3
Phillip, Andy	3	8	19	.421	19	24	.792	14	22	16	35	11.7
Gardner, Vern	3	7	19	.368	10	11	.909	14	3	14	24	8.0
Mikan, Ed	3	7	22	.318	6	7	.857	20	2	15	20	6.7
Fulks, Joe	3	5	33	.152	7	9	.778	12	2	13	17	5.7
Budko, Walt	3	6	14	.429	4	7	.571	12	5	11	16	5.3
Johnston, Neil	3	5	10	.500	6	8	.750	10	1	8	16	5.3
Bobb, Nelson	3	1	3	.333	2	5	.400	2	1	4	4	1.3
Payton, Mel	3	1	2	.500	2	2	1.000	3	1	6	4	1.3
WARRIORS	3	82	208	.394	92	117	.786	137	56	113	256	85.3

YEARLY PLAYOFF STATISTICS



1955-56

PLAYER	G	MIN	FGM	FGA	PCT	FTM	FTA	PCT	REB	AST	PF	DQ	PTS	AVG
Arizin, Paul	10	409	103	229	.450	83	99	.838	84	29	31	1	289	28.9
Johnston, Neil	10	397	69	169	.408	65	92	.707	143	51	41	0	203	20.3
George, Jack	10	405	46	118	.390	44	59	.746	47	52	37	2	136	13.6
Graboski, Joe	10	313	53	154	.344	26	35	.743	94	27	37	2	132	13.2
Gola, Tom	10	360	38	107	.355	47	60	.783	101	58	47	2	123	12.3
Beck, Ernie	10	250	31	72	.431	22	31	.710	51	22	32	1	84	8.4
Dempsey, George	10	134	12	30	.400	14	20	.700	25	13	11	0	38	3.8
Davis, Walter	10	69	10	22	.455	3	6	.500	28	3	21	0	23	2.3
Moore, Jack	8	52	8	20	.400	2	6	.333	17	2	14	0	18	2.3
Hennessy, Lawrence	3	11	0	9	.000	0	0	—	1	2	1	0	0	0.0
WARRIORS	10	2400	370	930	.398	306	408	.750	644	259	272	8	1046	104.6

1956-57

PLAYER	G	MIN	FGM	FGA	PCT	FTM	FTA	PCT	REB	AST	PF	DQ	PTS	AVG
Johnston, Neil	2	84	17	53	.321	4	6	.667	35	9	9	0	38	19.0
Graboski, Joe	2	91	13	40	.325	9	11	.818	22	4	7	0	35	17.5
Beck, Ernie	2	89	14	38	.368	3	3	1.000	10	5	4	0	31	15.5
Dempsey, George	2	74	9	21	.429	7	16	.438	15	12	5	0	25	12.5
George, Jack	2	63	7	15	.467	4	6	.667	7	6	5	0	18	9.0
Davis, Walter	2	37	4	13	.308	4	4	1.000	14	1	8	0	12	6.0
Arizin, Paul	2	22	3	8	.375	3	5	.600	8	1	3	0	9	4.5
Costello, Lawrence	2	16	3	8	.375	0	1	.000	5	2	3	0	6	3.0
Hitch, Lew	2	3	0	1	.000	2	2	1.000	2	0	0	0	2	1.0
Moore, Jack	1	1	0	0	—	0	0	—	0	0	0	0	0	0.0
WARRIORS	2	480	70	197	.355	36	54	.667	133	40	44	0	176	88.0

1957-58

PLAYER	G	MIN	FGM	FGA	PCT	FTM	FTA	PCT	REB	AST	PF	DQ	PTS	AVG
Arizin, Paul	8	309	66	169	.391	56	72	.778	62	16	26	1	188	23.5
Gola, Tom	8	327	36	109	.330	38	51	.745	84	32	24	0	110	13.8
Sauldsberry, Woody	8	290	45	131	.344	13	23	.565	87	6	27	0	103	12.9
Graboski, Joe	8	252	40	138	.290	18	23	.783	82	30	21	0	98	12.3
Johnston, Neil	8	189	30	78	.385	27	33	.818	69	14	18	0	87	10.9
George, Jack	8	277	30	81	.370	16	20	.800	38	31	14	0	76	9.5
Beck, Ernie	8	156	23	61	.377	6	9	.667	32	13	16	0	52	6.5
Dempsey, George	8	101	14	28	.500	5	9	.556	18	6	11	0	33	4.1
Rosenbluth, Lennie	4	11	3	9	.333	2	3	.667	3	0	0	0	8	2.0
Dunn, Pat	3	8	0	4	.000	0	0	—	1	1	1	0	0	0.0
WARRIORS	8	1920	287	808	.355	181	243	.745	548	149	158	1	755	94.4

1959-60

PLAYER	G	MIN	FGM	FGA	PCT	FTM	FTA	PCT	REB	AST	PF	DQ	PTS	AVG
Chamberlain, Wilt	9	415	125	252	.496	49	110	.445	232	19	17	0	299	33.2
Arizin, Paul	9	371	84	195	.431	69	79	.873	86	33	29	0	237	26.3
Rodgers, Guy	9	370	49	136	.360	20	36	.555	77	54	39	3	118	13.1
Sauldsberry, Woody	9	298	54	159	.350	8	14	.571	64	12	40	3	116	12.9
Gola, Tom	9	340	42	102	.412	29	36	.805	95	50	41	3	113	12.5
Johnson, Andy	9	183	28	67	.418	24	47	.511	45	21	26	1	80	8.9
Graboski, Joe	9	129	17	58	.293	7	9	.777	30	9	23	0	41	4.5
Beck, Ernie	4	22	4	9	.444	0	1	.000	6	3	1	0	8	2.0
Hatton, Vern	6	17	4	13	.308	1	3	.333	3	1	3	0	9	1.5
Ruklick, Joe	4	15	2	9	.222	0	0	—	5	0	3	0	4	1.0
WARRIORS	9	2160	409	1000	.409	207	335	.618	700	202	222	10	1025	113.9

1960-61

PLAYER	G	MIN	FGM	FGA	PCT	FTM	FTA	PCT	REB	AST	PF	DQ	PTS	AVG
Chamberlain, Wilt	3	144	96	45	.469	21	38	.553	69	6	10	0	111	37.0
Arizin, Paul	3	125	22	67	.328	23	33	.697	26	12	17	2	67	22.3
Rodgers, Guy	3	121	21	57	.368	11	20	.550	21	15	16	2	53	17.7
Attles, Al	3	110	12	26	.461	5	14	.357	12	9	14	0	29	9.7
Gola, Tom	3	127	7	34	.206	15	20	.750	37	15	14	1	29	9.7
Johnson, Andy	3	50	7	22	.318	6	9	.667	10	1	11	0	20	6.7
Conlin, Ed	3	42	5	17	.294	5	5	1.000	4	4	4	0	15	5.0
Graboski, Joe	1	1	0	0	—	0	0	—	0	0	0	0	0	0.0
WARRIORS	3	720	119	319	.373	86	139	.619	210	62	86	5	324	108.0

1961-62

PLAYER	G	MIN	FGM	FGA	PCT	FTM	FTA	PCT	REB	AST	PF	DQ	PTS	AVG
Chamberlain, Wilt	12	576	162	347	.467	96	151	.636	319	37	27	0	420	35.0
Arizin, Paul	12	459	95	253	.375	88	102	.863	80	26	44	1	278	23.2
Meschery, Tom	12	508	89	224	.397	63	73	.863	138	32	48	2	241	20.1
Rodgers, Guy	12	482	52	145	.359	35	55	.636	71	88	57	3	139	11.6
Gola, Tom	9	316	19	70	.271	19	25	.760	74	24	38	2	57	6.3
Attles, Al	12	338	28	76	.368	17	31	.548	55	27	54	4	72	6.1
Larese, York	9	78	11	35	.314	8	12	.667	19	5	14	0	30	3.3
Conlin, Ed	11	86	9	45	.200	8	13	.615	20	3	14	0	26	2.4
Radovick, Frank	2	12	1	6	.167	2	4	.500	3	0	2	0	4	2.0
Ruklick, Joe	2	8	1	4	.250	1	2	.500	4	0	2	0	2	1.0
Lukenbill, Ted	4	17	0	5	.000	2	5	.400	3	1	3	0	2	0.5
WARRIORS	12	2880	467	1211	.386	339	473	.717	883	243	303	12	1271	106.1

YEARLY PLAYOFF STATISTICS

1963-64

PLAYER	G	MIN	FGM	FGA	PCT	FTM	FTA	PCT	REB	AST	PF	DQ	PTS	AVG
Chamberlain, Wilt	12	558	175	322	.543	66	139	.475	302	39	27	0	416	34.7
Meschery, Tom	12	405	80	181	.442	42	54	.778	87	21	37	0	202	16.8
Rodgers, Guy	12	419	57	173	.329	33	47	.702	58	90	46	1	147	12.3
Attles, Al	12	386	58	144	.403	30	56	.536	37	30	54	5	146	12.2
Thurmond, Nate	12	410	42	96	.438	36	53	.679	148	10	46	0	120	10.0
Phillips, Gary	11	256	35	97	.361	26	40	.650	24	20	36	2	96	8.7
Hightower, Wayne	12	286	29	112	.259	23	33	.697	50	18	42	1	81	6.8
Hill, Gary	9	69	12	24	.500	4	13	.308	6	8	13	0	28	3.1
Lee, George	10	67	9	20	.450	12	20	.600	16	4	15	0	30	3.0
Sears, Ken	7	24	6	10	.600	0	0	—	12	3	4	0	12	1.6
WARRIORS	12	2880	503	1171	.430	272	455	.598	736	245	320	9	1278	106.5

1966-67

PLAYER	G	MIN	FGM	FGA	PCT	FTM	FTA	PCT	REB	AST	PF	DQ	PTS	AVG
Barry, Rick	15	614	197	489	.403	127	157	.809	113	58	49	0	521	34.7
Mullins, Jeff	15	498	109	242	.450	47	59	.797	91	58	53	3	265	17.7
King, Jim	15	458	102	216	.472	40	58	.690	101	50	59	2	244	16.3
Thurmond, Nate	15	690	93	215	.433	52	91	.571	346	47	52	1	238	15.9
Meschery, Tom	15	408	79	175	.451	35	46	.761	119	25	68	5	193	12.9
Hetzal, Fred	13	308	51	133	.383	22	28	.786	93	23	36	1	124	9.5
Neumann, Paul	15	254	29	88	.330	35	47	.745	17	34	50	0	93	6.2
Lee, Clyde	11	130	19	57	.333	2	10	.200	54	8	20	0	40	3.6
Attles, Al	15	237	20	46	.435	6	16	.375	62	38	45	1	46	3.1
Olsen, Bud	4	14	4	13	.308	0	2	.000	9	1	2	0	8	2.0
Ellis, Joe	3	6	1	4	.250	0	0	—	1	2	2	0	2	0.7
Warlick, Bob	2	8	0	2	.000	0	0	—	0	1	0	0	0	0.0
WARRIORS	15	3625	704	1680	.419	366	514	.712	1134	345	436	13	1774	118.3

1967-68

PLAYER	G	MIN	FGM	FGA	PCT	FTM	FTA	PCT	REB	AST	PF	DQ	PTS	AVG
Mullins, Jeff	10	390	110	211	.521	31	43	.721	44	49	36	2	251	25.1
LaRusso, Rudy	10	385	72	182	.396	59	81	.728	99	17	35	0	203	20.3
Hetzal, Fred	10	321	69	150	.460	50	61	.820	66	16	44	2	188	18.8
Warlick, Bob	10	226	55	118	.466	28	37	.757	53	24	26	3	138	13.8
Lee, Clyde	10	405	48	117	.410	18	36	.500	132	22	38	2	114	11.4
Attles, Al	10	277	25	62	.403	23	30	.767	53	70	49	2	73	7.3
Turner, Bill	9	148	19	40	.475	9	12	.750	29	10	30	2	47	5.2
King, Jim	9	113	16	38	.421	12	19	.632	19	20	15	0	44	4.9
Lewis, Bob	1	4	2	3	.667	0	0	—	0	0	0	0	4	4.0
Ellis, Joe	9	104	13	44	.295	6	7	.857	19	7	16	0	32	3.6
Lattin, Dave	5	27	1	5	.200	5	6	.833	5	1	9	0	7	1.4
WARRIORS	10	2400	430	970	.443	241	332	.726	585	236	298	13	1101	110.1

1968-69

PLAYER	G	MIN	FGM	FGA	PCT	FTM	FTA	PCT	REB	AST	PF	DQ	PTS	AVG
LaRusso, Rudy	6	215	34	90	.378	41	53	.774	51	15	23	0	109	18.2
Thurmond, Nate	6	263	40	102	.392	20	34	.588	117	28	18	0	100	16.7
Mullins, Jeff	6	180	39	96	.406	8	11	.727	18	23	16	0	86	14.3
King, Jim	6	142	29	78	.372	14	18	.778	25	17	10	0	72	12.0
Ellis, Joe	6	161	23	79	.291	16	25	.640	51	3	22	0	62	10.3
Williams, Ron	4	42	10	26	.385	4	4	1.000	4	3	4	0	24	6.0
Turner, Bill	6	96	13	35	.371	7	11	.636	25	7	14	0	33	5.5
Lewis, Bob	5	59	11	28	.393	1	3	.333	5	6	12	0	23	4.6
Lee, Clyde	6	129	9	33	.273	9	11	.818	43	5	14	0	27	4.5
Schleuter, Dale	3	25	3	9	.333	7	15	.467	22	1	4	0	13	4.3
Attles, Al	6	109	7	21	.333	1	4	.250	18	21	17	0	15	2.5
Allen, Bob	3	19	0	4	.000	4	7	.571	6	0	2	0	4	1.3
WARRIORS	6	1400	218	601	.363	132	196	.673	385	129	156	0	568	94.7

1970-71

PLAYER	G	MIN	FGM	FGA	PCT	FTM	FTA	PCT	REB	AST	PF	DQ	PTS	AVG
Lucas, Jerry	5	171	39	77	.506	11	16	.688	50	16	14	0	89	17.8
Thurmond, Nate	5	192	36	97	.371	16	20	.800	51	15	20	0	88	17.6
Mullins, Jeff	5	205	30	85	.353	22	25	.880	32	24	13	0	82	16.4
Williams, Ron	5	172	24	63	.381	17	19	.895	17	29	19	1	65	13.0
Portman, Bob	5	110	20	39	.513	6	9	.667	20	2	9	0	46	9.2
Jones, Nick	5	77	7	26	.269	15	18	.833	5	5	9	0	29	5.8
Ellis, Joe	5	91	13	42	.310	2	3	.667	21	0	8	0	28	5.6
Lee, Clyde	5	93	10	24	.417	4	8	.500	37	2	13	0	24	4.8
Attles, Al	4	47	4	7	.571	4	7	.571	8	11	13	0	12	3.0
Ogden, Bud	2	15	1	5	.200	4	4	1.000	4	1	0	0	6	3.0
Turner, Bill	2	18	1	5	.200	4	6	.667	3	1	2	0	6	3.0
Fontaine, Levi	2	9	2	3	.667	1	3	.333	0	0	2	0	5	2.5
WARRIORS	5	1200	187	473	.395	106	138	.768	248	106	122	1	480	96.0

YEARLY PLAYOFF STATISTICS



1971-72

PLAYER	G	MIN	FGM	FGA	PCT	FTM	FTA	PCT	REB	AST	PF	DQ	PTS	AVG
Thurmond, Nate	5	230	53	122	.434		28	.750	89	26	12	0	127	25.4
Barnett, Jim	5	197	39	91	.429	30	41	.732	20	26	20	0	78	21.6
Mullins, Jeff	5	203	31	72	.431	12	13	.923	24	29	11	0	74	14.8
Russell, Cazzie	5	161	31	63	.492	9	12	.750	22	9	13	0	71	14.2
Ellis, Joe	5	113	21	63	.333	12	17	.706	21	4	9	0	54	10.8
Williams, Ron	5	83	9	31	.290	14	15	.933	8	10	12	0	32	6.4
Lee, Clyde	5	175	8	28	.286	8	12	.667	64	7	14	0	24	4.8
Jones, Nick	2	7	1	2	.500	2	2	1.000	0	2	0	0	4	2.0
Portman, Bob	3	22	2	12	.167	1	1	1.000	5	0	5	0	5	1.7
Turner, Bill	3	9	2	2	1.000	0	0	—	3	0	0	0	4	1.3
WARRIORS	5	1200	197	486	.405	109	141	.773	256	113	96	0	503	100.6

1972-73

PLAYER	G	MIN	FGM	FGA	PCT	FTM	FTA	PCT	REB	AST	PF	DQ	PTS	AVG
Barry, Rick	11	292	65	164	.396	50	55	.909	54	24	41	1	180	16.4
Mullins, Jeff	11	409	72	168	.429	21	29	.724	46	43	32	0	165	15.0
Russell, Cazzie	11	263	72	147	.490	19	22	.864	36	17	24	0	163	14.8
Thurmond, Nate	11	460	64	161	.398	32	40	.800	145	40	30	1	160	14.5
Barnett, Jim	11	336	60	147	.408	23	27	.852	39	39	28	0	143	13.0
Lee, Clyde	11	413	48	103	.466	21	32	.656	173	16	43	1	117	10.6
Abdul-Rahman, M.	11	215	30	84	.357	12	12	1.000	20	28	24	0	72	6.5
Johnson, Charles	6	70	10	26	.385	3	6	.500	10	11	4	0	23	3.8
Williams, Ron	3	20	4	6	.667	1	1	1.000	1	5	1	0	9	3.0
Portman, Bob	3	17	2	10	.200	4	4	1.000	5	1	0	0	8	2.7
Ellis, Joe	10	100	12	38	.316	0	0	—	18	7	18	1	24	2.4
Johnson, George	9	45	6	15	.400	1	4	.250	14	3	7	0	13	1.4
WARRIORS	11	2640	445	1069	.416	187	232	.806	561	234	252	4	1077	97.9

1974-75

PLAYER	G	MIN	FGM	FGA	PCT	FTM	FTA	PCT	OR	DR	TOT	AST	PF	DQ	STL	BLK	PTS	AVG	HI
Barry	17	726	189	426	.444	101	110	.918	22	72	94	103	51	1	50	15	479	28.2	39
Wilkes	17	503	111	249	.446	33	47	.702	30	89	119	28	53	1	26	14	255	15.0	26
C. Johnson	17	508	97	231	.420	18	24	.750	19	41	60	35	54	1	25	6	212	12.5	24
Beard	17	448	60	146	.411	34	53	.642	23	49	72	53	64	1	24	2	154	9.1	28
Mullins	17	313	60	123	.488	18	31	.581	16	19	35	29	43	0	10	1	138	8.1	18
Dickey	15	257	47	78	.603	9	16	.563	20	53	73	11	28	1	8	0	103	6.9	14
P. Smith	16	235	39	104	.375	25	40	.625	7	21	28	30	0	9	7	103	6.4	20	
Ray	17	495	36	69	.522	32	53	.604	55	111	166	38	60	0	14	21	104	6.1	15
G. Johnson	17	321	36	63	.571	16	27	.593	54	72	126	15	50	1	9	40	88	5.2	18
Dudley	13	112	10	24	.417	16	28	.571	5	12	17	23	0	5	2	36	2.8	9	
Bracey	4	14	3	7	.429	4	4	1.000	0	1	1	3	1	0	3	0	10	2.5	4
Bridges	14	148	10	23	.435	2	7	.286	13	36	49	7	23	0	9	4	22	1.6	8
WARRIORS	17	4080	698	1543	.452	308	440	.700	264	576	840	369	480	6	192	112	1704	100.2	124

1975-76

PLAYER	G	MIN	FGM	FGA	PCT	FTM	FTA	PCT	OR	DR	TOT	AST	PF	DQ	STL	BLK	PTS	AVG	HI
Barry	13	532	126	289	.436	60	68	.882	20	64	84	84	40	1	38	14	312	24.0	44
P. Smith	13	493	127	245	.518	58	79	.734	23	38	61	60	33	1	21	6	312	24.0	37
Wilkes	13	450	86	200	.430	35	45	.778	25	78	103	29	33	1	12	8	207	15.9	24
C. Johnson	13	284	52	127	.409	16	19	.842	14	21	35	20	39	0	22	0	120	9.2	16
Ray	13	377	48	79	.608	22	34	.647	43	87	130	20	47	2	19	19	118	9.1	18
Dudley	13	260	33	57	.579	24	33	.727	20	16	36	38	29	0	22	1	90	6.9	10
G. Williams	11	178	30	85	.353	14	21	.667	5	9	14	26	22	0	11	0	74	6.7	16
Dickey	12	173	31	62	.500	14	17	.824	18	24	42	6	27	0	2	1	76	6.3	18
G. Johnson	13	261	31	54	.574	14	19	.737	38	49	87	17	46	0	14	23	76	5.8	10
D. Davis	11	142	16	37	.432	18	22	.818	9	19	28	10	28	1	3	4	50	4.5	11
R. Hawkins	5	12	4	5	.800	2	2	1.000	0	0	0	0	2	0	1	0	10	2.0	6
Mullins	8	33	6	16	.375	0	0	—	3	1	4	3	8	0	2	1	12	1.5	4
WARRIORS	13	3120	590	1256	.470	277	359	.772	218	406	624	315	358	6	167	77	1457	112.1	129

1976-77

PLAYER	G	MIN	FGM	FGA	PCT	FTM	FTA	PCT	OR	DR	TOT	AST	PF	DQ	STL	BLK	PTS	AVG	HI
Barry	10	415	122	262	.466	40	44	.909	25	34	59	47	32	0	17	7	284	28.4	40
Wilkes	10	346	66	154	.429	23	28	.821	18	62	80	16	23	0	16	6	155	15.5	27
P. Smith	10	371	53	132	.402	36	45	.800	10	40	50	45	24	0	14	4	142	14.2	35
Parish	10	239	52	108	.481	17	26	.654	43	60	103	11	42	1	7	11	121	12.1	20
Ray	10	304	42	76	.553	16	28	.571	54	61	115	15	37	0	4	9	100	10.9	16
Williams	10	184	35	70	.500	18	21	.857	9	6	15	25	30	1	8	1	88	8.8	16
Johnson	10	161	29	74	.392	7	8	.875	5	10	15	7	16	0	8	1	65	6.5	28
Parker	10	120	19	36	.528	4	4	1.000	9	19	28	9	9	0	5	2	42	4.2	10
Dudley	10	236	13	37	.351	15	23	.652	17	21	38	69	28	0	7	0	41	4.1	11
McNeil	6	21	7	10	.700	2	4	.500	2	0	2	0	2	0	1	0	16	2.7	10
Rogers	1	3	0	2	.000	2	2	1.000	0	1	1	0	0	0	0	0	2	2.0	2
WARRIORS	10	2400	438	961	.456	180	233	.773	192	314	506	244	243	2	87	41	1056	105.6	138

YEARLY PLAYOFF STATISTICS



1993-94

PLAYER	G	GS	MIN	FIELD GOALS			3-PT			FREETHROWS			REBOUNDS								PTS	AVG	
				FG	FGA	PCT	FG	FGA	PCT	FT	FTA	PCT	OFF	DEF	TOT	AST	PF	DQ	STL	TO			BLK
Mullin	3	3	135	30	51	.588	6	12	.500	10	11	.909	4	10	14	11	4	0	0	7	5	76	25.3
Sprewell	3	3	122	26	60	.433	8	23	.348	8	12	.667	1	8	9	21	15	0	2	9	3	68	22.7
Owens	3	3	127	25	50	.500	0	1	.000	9	12	.750	12	18	30	13	11	0	4	7	2	59	19.7
Webber	3	3	109	22	40	.550	0	2	.000	3	10	.300	13	13	26	27	11	0	3	9	9	47	15.7
Gatling	3	1	54	8	13	.615	0	0	—	10	13	.769	7	10	17	4	10	0	2	2	1	26	8.7
Gray	3	0	46	11	20	.550	0	0	—	2	3	.667	1	5	6	1	7	0	1	2	1	24	8.0
Johnson	3	0	41	9	17	.529	0	1	.000	0	0	—	0	3	3	10	2	0	4	3	1	18	6.0
Houston	3	2	46	6	8	.750	0	0	—	3	5	.600	2	3	5	3	9	0	1	0	2	15	5.0
Jennings	3	0	39	4	13	.308	1	5	.200	6	7	.857	1	4	5	4	11	0	1	4	0	15	5.0
Grant	1	0	1	0	0	—	0	0	—	0	0	—	0	0	0	0	0	0	0	0	0	0	0.0
WARRIORS	3	720	141	272	518	.15	44	.341	51	73	.699	41	74	115	94	80	18	44	24	348	116.0		
OPPONENTS	3	720	143	282	507	.12	32	.375	70	94	.745	51	76	127	81	56	0	31	34	12	368	122.7	

2006-07

PLAYER	G	GS	MIN	FIELD GOALS			3-PT			FREETHROWS			REBOUNDS								PTS	AVG	
				FG	FGA	PCT	FG	FGA	PCT	FT	FTA	PCT	OFF	DEF	TOT	AST	PF	DQ	STL	TO			BLK
Davis	11	11	445	98	191	.513	25	67	.373	57	74	.770	11	39	50	72	46	1	32	32	7	278	25.3
Jackson	11	11	454	61	161	.379	26	72	.361	71	87	.816	6	34	40	39	0	22	41	8	219	19.9	
Richardson	11	11	428	81	170	.476	29	82	.354	19	27	.704	24	50	74	22	38	0	14	24	5	210	19.1
Barnes	11	3	330	45	100	.450	19	45	.422	13	18	.722	26	37	63	26	44	3	16	20	4	122	11.1
Harrington	11	5	262	39	98	.398	15	38	.395	19	30	.633	17	34	51	6	40	1	5	10	7	112	10.2
Ellis	11	6	238	32	82	.390	1	9	.111	23	28	.821	8	17	25	10	23	0	10	20	2	88	8.0
Biedrins	11	8	267	27	37	.730	0	0	—	16	30	.533	19	50	69	5	29	0	8	9	17	70	6.4
Pietrus	11	0	209	17	49	.347	7	27	.259	25	36	.694	13	29	42	6	32	1	5	7	9	66	6.0
Azubuike	6	0	15	1	3	.333	0	1	.000	2	2	1.000	1	3	4	0	1	0	1	0	0	4	0.7
Foye	3	0	6	1	1	1.000	0	0	—	0	0	—	0	2	2	0	0	0	0	0	0	2	0.7
Jasikevicius	4	0	6	0	1	.000	0	0	—	1	2	.500	0	0	0	2	1	0	0	0	0	1	0.3
Powell	4	0	6	0	0	—	0	0	—	1	2	.500	1	0	1	0	0	0	0	0	1	1	0.3
WARRIORS	11	2665	402	893	450	.122	341	.358	247	336	.735	126	295	421	189	293	6	113	164	60	1173	106.6	
OPPONENTS	11	2665	404	893	452	.122	211	.341	274	354	.774	167	368	535	230	276	2	82	213	54	1154	104.9	

2012-13

PLAYER	G	GS	MIN	FIELD GOALS			3-PT			FREETHROWS			REBOUNDS								PTS	AVG	
				FG	FGA	PCT	FG	FGA	PCT	FT	FTA	PCT	OFF	DEF	TOT	AST	PF	DQ	STL	TO			BLK
Curry	12	12	497	102	235	.434	42	106	.396	35	38	.921	5	41	46	97	35	0	20	40	2	281	23.4
Jack	12	4	426	78	154	.506	7	24	.292	43	48	.896	7	46	53	56	26	0	11	38	4	206	17.2
Barnes	12	12	461	72	162	.444	19	52	.365	30	35	.857	18	59	77	15	33	0	7	16	5	193	16.1
Thompson	12	12	495	76	174	.437	25	59	.424	5	6	.833	9	46	55	22	44	1	12	24	7	182	15.2
Landry	12	3	246	52	100	.520	0	0	—	38	52	.731	22	40	62	17	29	0	7	19	2	142	11.8
Bogut	12	12	327	39	67	.582	0	0	—	8	23	.348	39	92	131	22	39	0	6	22	18	86	7.2
Green	12	1	223	24	56	.429	9	23	.391	13	17	.765	14	37	51	19	35	2	6	12	10	70	5.8
Lee	6	1	65	13	33	.394	0	0	—	4	6	.667	6	22	28	5	5	0	3	5	1	30	5.0
Ezeli	12	3	134	6	13	.462	0	0	—	12	21	.571	13	17	30	2	24	0	3	12	7	24	2.0
Jefferson	7	0	39	4	9	.444	2	3	.667	3	9	.333	2	5	7	1	5	0	1	0	1	13	1.9
Machado	5	0	8	1	2	.500	0	0	—	1	2	.500	0	1	1	1	1	0	0	1	0	3	0.6
Bazemore	9	0	16	1	8	.125	0	1	.000	0	4	.000	1	4	5	2	3	0	1	2	0	2	0.2
Biedrins	3	0	17	0	0	—	0	0	—	0	0	—	2	5	7	1	6	0	0	1	2	0	0.0
Jones	2	0	2	0	0	—	0	0	—	0	0	—	0	0	0	0	0	0	0	0	0	0	0.0
WARRIORS	12	2955	468	1013	462	.104	268	.388	192	261	.736	138	415	553	260	285	3	77	198	59	1232	102.7	
OPPONENTS	12	2955	450	1025	439	.102	269	.335	240	328	.732	138	363	501	262	263	2	103	158	42	1230	102.5	

2013-14

PLAYER	G	GS	MIN	FIELD GOALS			3-PT			FREETHROWS			REBOUNDS								PTS	AVG	
				FG	FGA	PCT	FG	FGA	PCT	FT	FTA	PCT	OFF	DEF	TOT	AST	PF	DQ	STL	TO			BLK
Curry	7	7	296	51	116	.440	22	57	.386	37	42	.881	4	21	25	59	18	0	12	26	1	161	23.0
Thompson	7	7	257	40	98	.408	16	44	.364	19	24	.792	4	20	24	25	24	1	7	15	5	115	16.4
Lee	7	7	217	41	77	.532	0	0	—	15	19	.789	24	40	64	18	28	1	4	17	0	97	13.9
Iguodala	7	7	248	32	62	.516	8	15	.533	20	33	.606	5	28	33	31	19	1	9	21	2	92	13.1
Green	7	4	228	28	60	.467	8	29	.276	19	24	.792	18	40	58	20	33	2	12	17	12	83	11.9
Barnes	7	0	156	19	48	.396	8	21	.381	9	16	.563	7	21	28	8	13	0	1	5	3	55	7.9
Speights	7	0	68	19	36	.528	0	0	—	6	12	.500	9	13	22	3	12	0	2	4	4	44	6.3
Crawford	6	0	57	12	33	.364	2	7	.286	11	14	.786	4	5	9	2	7	0	1	5	0	37	6.2
O'Neal	7	3	84	18	32	.563	0	0	—	6	8	.750	12	12	24	1	12	0	1	4	3	42	6.0
Blake	6	0	45	4	12	.333	3	10	.300	0	1	.000	1	3	4	2	2	0	0	2	0	11	1.8
Armstrong	7	0	17	4	8	.500	0	1	.000	0	2	.000	3	1	4	2	6	0	0	4	2	8	1.1
Kuzmic	3	0	8	0	0	—	0	0	—	0	0	—	1	3	4	0	2	0	0	0	0	0	0.0
Nedovic	1	0	0	0	0	—	0	0	—	0	0	—	0	0	0	0	0	0	0	0	0	0	0.0
WARRIORS	7	1680	268	582	460	.125	184	.364	142	195	.728	92	207	299	171	177	5	49	121	32	745	106.4	
OPPONENTS	7	1680	271	577	470	.118	185	.362	167	224	.746	81	207	288	166	161	4	71	100	36	776	110.9	

YEARLY PLAYOFF STATISTICS


2014-15

PLAYER	G	GS	MIN	FIELD GOALS			3-PT		FREE THROWS			REBOUNDS					PTS	AVG					
				FG	FGA	PCT	FG	FGA	PCT	FT	FTA	PCT	OFF	DEF	TOT	AST			PF	DQ	STL	TO	BLK
Curry	21	21	826	200	439	.456	98	232	.422	96	115	.835	20	85	105	134	47	0	39	82	3	594	28.3
Thompson	21	21	761	149	334	.446	57	146	.390	36	45	.800	9	72	81	54	64	1	16	41	19	391	18.6
Green	21	21	784	100	240	.417	24	91	.264	64	87	.736	46	166	212	109	89	2	38	58	25	288	13.7
Barnes	21	21	681	88	200	.440	22	62	.355	25	34	.735	45	65	110	32	45	0	17	22	11	223	10.6
Iguodala	21	3	635	81	171	.474	29	82	.354	27	65	.415	16	78	94	75	42	0	25	14	7	218	10.4
Livingston	21	0	375	42	79	.532	0	1	.000	21	25	.840	13	38	51	38	32	0	8	21	5	105	5.0
Barbosa	21	0	229	39	88	.443	8	23	.348	18	22	.818	8	19	27	18	24	0	6	12	1	104	5.0
Bogut	19	18	440	42	75	.560	0	1	.000	5	13	.385	41	112	153	36	69	3	11	26	34	89	4.7
Speights	10	0	67	14	42	.333	0	0	---	9	15	.600	8	13	21	4	14	0	4	4	3	37	3.7
Ezeli	20	0	183	27	50	.540	0	0	---	16	29	.552	24	38	62	6	25	0	1	12	10	70	3.5
Lee	13	0	107	16	40	.400	0	0	---	8	15	.533	11	23	34	8	17	0	3	2	2	40	3.1
Rush	3	0	7	1	6	.167	1	2	.500	0	0	---	1	2	3	0	2	0	0	0	0	3	1.0
McAdoo	5	0	10	2	3	.667	0	0	---	0	0	---	1	3	4	0	0	0	0	1	1	4	0.8
Holiday	5	0	11	1	2	.500	1	1	1.000	0	0	---	0	1	1	1	1	0	0	2	0	3	0.6
WARRIORS	21		5115	802	1769	.453	240	641	.374	325	465	.699	243	715	958	515	471	6	168	307	121	2169	103.3
OPPONENTS	21		5115	731	1751	.417	143	470	.304	400	548	.730	234	684	918	418	439	4	179	300	98	2005	95.5

2015-16

PLAYER	G	GS	MIN	FIELD GOALS			3-PT		FREE THROWS			REBOUNDS					PTS	AVG					
				FG	FGA	PCT	FG	FGA	PCT	FT	FTA	PCT	OFF	DEF	TOT	AST			PF	DQ	STL	TO	BLK
Curry	18	17	614	148	338	.438	80	198	.404	76	83	.916	14	85	99	93	39	1	26	75	5	452	25.1
Thompson	24	24	849	201	453	.444	98	231	.424	82	96	.854	15	73	88	54	53	0	26	47	9	582	24.3
Green	23	23	879	119	276	.431	38	104	.365	79	107	.738	38	190	228	138	81	0	37	56	41	355	15.4
Barnes	24	23	743	82	213	.385	26	76	.342	26	34	.765	27	85	112	30	46	0	17	18	4	216	9.0
Iguodala	24	3	767	78	164	.476	25	65	.385	32	57	.561	35	70	105	90	37	0	29	23	10	213	8.9
Livingston	24	7	514	82	168	.488	0	1	.000	32	37	.865	13	63	76	80	48	0	12	29	5	196	8.2
Barbosa	23	0	254	51	88	.580	11	28	.393	16	21	.762	11	16	27	15	24	0	11	11	1	129	5.6
Speights	24	0	201	46	118	.390	18	43	.419	24	31	.774	15	32	47	11	43	0	3	20	8	134	5.6
Bogut	22	22	365	48	77	.623	0	2	.000	5	14	.357	47	78	125	30	72	2	14	19	35	101	4.6
Clark	16	0	154	26	53	.491	6	18	.333	8	10	.800	2	15	17	16	18	0	8	9	0	66	4.1
Ezeli	23	1	203	37	69	.536	0	0	---	19	44	.432	23	38	61	8	34	0	1	14	7	93	4.0
Rush	14	0	110	9	20	.450	4	12	.333	1	2	.500	0	23	23	3	9	0	2	2	2	23	1.6
Varejao	17	0	93	5	14	.357	0	0	---	10	19	.526	12	9	21	13	17	0	2	2	2	20	1.2
McAdoo	8	0	38	2	4	.500	0	0	---	1	4	.250	0	8	8	2	6	0	3	1	2	5	0.6
WARRIORS	24		5785	934	2055	.455	306	778	.393	411	559	.735	252	785	1037	583	527	3	191	336	131	2585	107.7
OPPONENTS	24		5785	894	2086	.429	220	649	.339	472	648	.728	299	801	1100	472	531	4	204	356	124	2480	103.3

GOLDEN STATE WARRIORS 2016-17 MEDIA GUIDE



WARRIORS LOGO HISTORY & HALL OF FAMERS



In unveiling their new logo on June 17, 2010, the Golden State Warriors drew on the franchise's rich Bay Area history, creating a modern version of the team's most popular logos and uniforms from years gone by to simultaneously salute the team's past and serve as a link to the exciting prospects of the organization's future.

A silhouette of the recently-completed Eastern Span of the Bay Bridge is the focal point of the team's primary logo design. This Bay Bridge rendering as the centerpiece of the team's new look is a direct spin-off of "The City" jersey, which the club wore from 1966-71. To this day, "The City" logo remains one of the most popular emblems in the history of professional sports.

The depiction of the new Bay Bridge also serves as the link between the Warriors' original Bay Area home in San Francisco, where the team arrived from Philadelphia 50 years ago, and its current home in Oakland, where the team is headquartered downtown and has played home games at Oracle Arena (formerly the Oakland Coliseum Arena) for the last 40-plus seasons.

The colors of the new logo and branding elements are Warriors Royal Blue and California Golden Yellow. These two colors have been the most prevalent in the team's Bay Area uniform history, appearing as the dominant scheme in four of the last five decades since the team's arrival on the West Coast in 1962.

The new Warriors logo, which was the team's first major branding and identity change since 1997, helped mark the beginning of a new era for one of the NBA's longest tenured franchises. A new era that began, appropriately enough, with a tip of the cap to the team's past.



1962-1971



1971-1989



1966-1971



1989-1997



1966-1971



1997-2010

WARRIORS IN THE NAISMITH MEMORIAL BASKETBALL HALL OF FAME

Year Elected

- 1961 Andy Phillip — player, Philadelphia
- 1971 Eddie Gottlieb — founder/coach, Philadelphia
- 1975 Harry Litwack — asst. coach, Philadelphia
- Bill Sharman — coach, San Francisco
- Tom Gola — player, Philadelphia/San Francisco
- 1976 Frank McGuire — coach, Philadelphia
- 1977 Paul Arizin — player, Philadelphia
- Joe Fulks — player, Philadelphia
- 1978 Wilt Chamberlain — player, Philadelphia/San Francisco
- Pete Newell — scout, San Francisco/Golden State
- 1979 Jerry Lucas — player, San Francisco
- 1984 Al Cervi — coach, Philadelphia
- Nate Thurmond — player, San Francisco/Golden State
- 1986 Rick Barry — player, San Francisco/Golden State
- 1989 Neil Johnston — player/coach, Philadelphia
- 1992 Bob Lanier — coach, Golden State
- 2003 Robert Parish — player, Golden State
- 2011 Chris Mullin — player, Golden State
- 2012 Don Nelson — coach, Golden State
- Ralph Sampson — player, Golden State
- Jamaal (Keith) Wilkes — player, Golden State
- 2013 Bernard King — player, Golden State

Year Elected

- 2014 Guy Rodgers — player, Philadelphia/San Francisco
- Mitch Richmond — player, Golden State
- Sarunas Marciulionis — player, Golden State
- Alvin Attles — player/coach/ambassador, Philadelphia/San Francisco/Golden State
- 2015 Jo Jo White — player, Golden State



NBA's 50 Greatest Players

On October 29, 1996, the NBA named its 50 Greatest Players in history in conjunction with the league's 50th anniversary. The following is a list of Warriors who were named with the years they played with the franchise:


- | | |
|----------------------------|------------------------|
| Paul Arizin, 1950-62 | Jerry Lucas, 1969-71 |
| Rick Barry, 1965-67, 72-78 | Robert Parish, 1976-80 |
| Wilt Chamberlain, 1959-65 | Nate Thurmond, 1963-74 |



Wilt Chamberlain averaged 41.5 points and 26.9 rebounds in five seasons with the Philadelphia and San Francisco Warriors..Owns numerous franchise and NBA records, including points (100) and rebounds (55) in a game, and season scoring average (50.4)... His number was retired on December 29, 1999.



Tom Meschery played six seasons with the Philadelphia and San Francisco Warriors, averaging 12.9 points and 8.5 rebounds per game...The 1963 NBA All-Star also appeared in 39 playoff games with the Warriors, averaging 16.3 points...Was the first Warrior to have his number retired on October 13, 1967.



Alvin Attles was drafted by the Warriors in 1960 and has been a member of the organization ever since. In 11 seasons as a player, he averaged 8.9 points. He is the franchise leader in coaching victories with 557 and guided the Warriors to the 1975 NBA Championship...His number was retired on February 10, 1977.



Chris Mullin averaged 20.1 points over 13 seasons with the Warriors, appearing in more games (807) than any player in franchise history...The five-time NBA All-Star averaged 26.5 points in 1988-89, the first of five consecutive campaigns in which he averaged 25-plus points. His number was retired March 19, 2012.



Rick Barry averaged 25.6 points during his eight years with the Warriors...The 1966 NBA Rookie of the Year was an eight-time NBA All-Star and earned All-NBA honors six times...In 66 playoff games he averaged 26.9 points and was named MVP of the 1975 NBA Finals... His number was retired on March 18, 1988.



Nate Thurmond averaged 17.4 points and 16.9 rebounds during his 11 seasons with the Warriors, making seven All-Star Game appearances... Named to the All-Defensive team five times with the Warriors, Thurmond is the team's all-time leading rebounder (12,771)...His number was retired on March 8, 1978.

THE PHILLY YEARS

Before moving West and staking claim in the Bay Area, the Warriors called Philadelphia their home for 16 memorable years.

From the inception of the Basketball Association of America (the predecessor to the National Basketball Association) in 1946, to the conclusion of the 1961-62 season, the Philadelphia Warriors dazzled their fans and produced legendary players like Wilt Chamberlain, Joseph Fulks, Paul Arizin and Neil Johnston en route to amassing a record of 558-545 and capturing two NBA Championships.

Expanding on the National Basketball League of the 1930's and 40's, The Basketball Association of America began play in November of 1946 and consisted of 11 teams and two divisions. The Philadelphia Warriors took residence in the Eastern Division, and under the guidance of head coach Eddie Gottlieb wasted no time in claiming the first ever title, beating the Chicago Stags in the championship series (4-1). In the championship playoff drive, the Warriors were led by "Jumping" Joe Fulks. He followed up his league-leading scoring average (23.2) in the 60-game regular season by averaging 22.2 points in the playoffs, including a game-high 37 in Game 1 of The Finals.

The league prospered and grew to 17 teams and was renamed the National Basketball Association prior to the 1949-50 season. The Warriors claimed their second title in 1956, beating the Fort Wayne Pistons in a five-game series (4-1). In doing so, they completed one of the most dramatic turnarounds in NBA history, going from last place in the Eastern Division in 1954-55 to the penthouse one year later. Former Warriors player George Senesky, in his first full season as head coach, directed a well-balanced squad to an NBA-best 45-27 record, as every member of the starting five averaged double-figure scoring. Leading the way were NBA All-Stars Arizin (24.2 points and 7.4 rebounds) and Johnston (22.1 points, a league-leading .457 field goal percentage and 12.5 rebounds). In the championship series against Fort Wayne, Arizin averaged 29.0 points. In the deciding fifth game, Joseph Graboski led the way with a team-high 29 points.

Following their second championship campaign, the Warriors muddled through three seasons before striking gold prior to the 1959-60 campaign. Through a previous territorial draft, the Warriors held the rights to Philadelphia native Chamberlain, a 7-1, 275-pound giant with tremendous power and grace who would change the face of the game instantly and forever. As a rookie, Chamberlain averaged 37.6 points and 27.0 rebounds a game, shattering previous league highs. His powerful slam dunks and awesome numbers drew a record amount of fans not yet seen by the young league. Chamberlain coasted to the league's Rookie of the Year and Most Valuable Player awards. With Arizin, Woody Sauldsberry, Tom Gola and Guy Rodgers surrounding the superstar center, rookie Head Coach Neil Johnston and the Warriors cruised into the Eastern Division Finals where they fell to the powerhouse Boston Celtics. This series gave birth to one of the NBA's greatest rivalries, the clash of Chamberlain versus Bill Russell.

During the 1960-61 season, Chamberlain's numbers and reputation continued to grow, drawing huge crowds wherever the Warriors traveled. He averaged 38.4 points and hauled in 27.2 rebounds during this memorable season. The Warriors added a gritty, hard-nosed rookie guard by the name of Alvin Attles to the squad and returned to the playoffs only to be knocked off by the Syracuse Nationals.

The following season would be a record-setting year for "Wilt the Stilt." His 50.4 scoring average and 4,029 total points are records that have yet to be challenged. Chamberlain's season was highlighted on March 2, 1962, when he scored an unprecedented 100 points in a game against the New York Knicks.

Riding the backs of Chamberlain, Arizin, Attles and rookie Tom Meschery, the Warriors finished with a 49-31 record and met the Celtics again in the Eastern Division Finals. In a seven-game battle that saw Chamberlain swarmed by Russell and Celtic double and triple-teams, the Warriors lost (109-107) in Game 7. It would be the team's last game as the Philadelphia Warriors.



Philadelphia Warriors forward Paul Arizin (#11) shoots during the 1956 NBA Finals.

PHILADELPHIA
Warriors



THE ORIGINAL NBA CHAMPIONS: 1946-47 PHILADELPHIA WARRIORS

SEATED (from left to right): Jerry Rullo, Angelo Musi, General Manager Peter A. Tyrrell, Petey Rosenberg, Jerry Fleishman.

STANDING (from left to right): Assistant Coach Cy Kaselman, George Senesky, Ralph Kaplowitz, Howie Dallmar, Art Hillhouse, Joe Fuiks, Matt Guokas, Head Coach Ed Gottlieb.

PLAYER	G	FGM	FGA	PCT	FTM	FTA	PCT	AST	PF	PTS	AVG
Joe Fuiks	60	475	1557	.305	439	601	.730	25	199	1389	23.2
Angelo Musi	60	230	818	.281	102	123	.829	26	120	562	9.4
Howie Dallmar	60	199	710	.280	130	203	.640	104	141	528	8.8
George Senesky	58	142	531	.267	82	124	.661	34	83	366	6.3
Art Hillhouse	60	120	412	.291	120	166	.723	41	139	360	6.0
Jerry Fleishman	59	97	372	.261	69	127	.543	40	101	263	4.5
Ralph Kaplowitz	30	75	258	.291	59	80	.738	13	65	209	7.0
Petey Rosenberg	51	60	287	.209	30	49	.612	27	64	150	2.9
Jerry Rullo	50	52	174	.299	23	47	.489	20	61	127	2.5
Matt Guokas	47	28	104	.269	26	47	.553	9	70	82	1.7
Fred Sheffield	22	29	146	.199	16	26	.615	4	34	74	3.4
Moe Murphy	11	3	15	.200	2	3	.667	0	5	8	0.7




1955-56 NBA CHAMPION PHILADELPHIA WARRIORS

SEATED (from left to right): Head Coach George Senesky, Larry Hennessy, Paul Arizin, Jack George, George Dempsey, President Eddie Gottlieb.

STANDING (from left to right): Ernie Beck, Neil Johnston, Joe Graboski, Walt Davis, Tom Gola, Jackie Moore.

PLAYER	G	MIN	FGM	FGA	PCT	FTM	FTA	PCT	AST	PF	PTS	AVG
Paul Arizin	72	2724	617	1378	.448	507	626	.810	189	539	1741	24.2
Neil Johnston	70	2594	499	1092	.457	549	685	.801	225	872	1547	22.1
Joe Graboski	72	2375	397	1075	.369	240	340	.706	190	642	1034	14.4
Jack George	72	2840	352	940	.374	296	391	.757	457	313	1000	13.9
Tom Gola	68	2346	244	592	.412	244	333	.733	404	616	732	10.8
Ernie Beck	67	1007	136	351	.387	76	106	.717	79	196	348	5.2
George Dempsey	72	1444	126	265	.475	88	139	.633	205	264	340	4.7
Walt Davis	70	1097	123	333	.369	77	112	.688	56	276	323	4.6
Larry Hennessy	53	444	85	247	.344	26	32	.813	46	49	196	3.7
Bob Schafer	12	84	12	35	.343	7	12	.583	9	13	31	2.6
Jackie Moore	54	402	50	129	.388	32	53	.604	26	117	132	2.4

SAN FRANCISCO WARRIORS 1962-63



BACK ROW (left to right): Wayne Hightower, Ken Sears, Wilt Chamberlain, Tom Meschery, Willie Naulls. FRONT ROW: Managing Director Eddie Gottlieb, George Lee, Fred LaCour, Guy Rodgers, Gary Phillips, Al Attles, Head Coach Bob Feerick.

PLAYER	G	MIN	FGM	FGA	PCT	FTM	FTA	PCT	REB	AST	PF	DQ	PTS	AVG
Wilt Chamberlain	80	3606	1463	2770	.528	660	1113	.593	1946	275	136	0	3586	44.8
Tom Meschery	64	2245	397	935	.425	228	313	.728	624	104	249	11	1022	16.0
Guy Rodgers	79	3249	445	1150	.387	208	286	.727	394	825	296	7	1098	13.9
Tom Gola	21	822	111	243	.457	50	66	.758	248	73	93	4	272	13.0
Willie Naulls	70*	1901	370	887	.317	166	207	.802	515	102	205	3	906	12.9
Al Attles	71	1876	301	630	.478	133	206	.646	205	184	253	7	735	10.4
Gary Phillips	75	1801	256	643	.398	97	152	.638	225	137	185	7	609	8.1
Wayne Hightower	66	1387	192	543	.354	105	157	.669	354	51	181	5	489	7.4
Howard Montgomery	20	364	65	153	.455	14	23	.609	69	21	35	1	144	7.2
George Lee	64	1192	149	394	.378	152	193	.788	217	64	113	0	450	7.0
Ken Sears	77*	1141	161	304	.530	131	168	.780	206	95	128	0	453	5.9
Fred LaCour	16	171	28	73	.384	9	16	.563	24	19	27	0	65	4.1
Hubie White	29	271	40	111	.360	12	18	.667	35	28	47	2	92	3.2
Tom Luckenbill	20	201	26	68	.382	9	20	.450	56	8	34	0	61	3.1
Dave Gunther	1	5	1	2	.500	0	0	—	3	3	1	0	2	2.0
Dave Fedor	7	27	3	10	.300	0	1	.000	6	1	4	0	6	0.9

* Naulls—23 New York, 47 San Francisco; Sears—23 New York, 54 San Francisco

NOTES


- Wilt Chamberlain led the league in scoring for the fourth consecutive season (44.8).
 - Chamberlain scored a season-high 73 points on 11/16/62 at New York.
 - Chamberlain led the league in rebounding (24.3).
 - Chamberlain's single-game rebounding high was 41 vs. Detroit on 10/26/62.
 - Chamberlain was selected to the All-NBA Second Team.
 - Guy Rodgers led the league in assists (10.6).
- Team finished fourth in the Western Division, 22 games behind Los Angeles.

GAME-BY-GAME RESULTS RECORD 31-49



DATE	G	OPPONENT	W/L	SCORE	ATTENDANCE	RECORD
10/23	1	Detroit	W	140-113	5,215	1-0
10/26	2	Detroit	W	132-131 (OT)	3,685	2-0
10/27	3	at Chicago	W	129-126 (OT)	5,418	3-0
10/28	4	at Cincinnati	L	130-131 (OT)	3,852	3-1
10/30	5	New York	W	125-106	2,984	4-1
11/2	6	New York	W	143-121	3,788	5-1
11/3	7	at Los Angeles	L	115-127	11,780	5-2
11/7	8	Los Angeles	L	108-132	6,524	5-3
11/9	9	Chicago	W	134-126	2,673	6-3
11/10	10	Chicago	W	113-108	3,242	7-3
11/13	11	at St. Louis	L	100-132	5,776	7-4
11/14	12	at Detroit	L	115-123	5,174	7-5
11/16	13	at New York	W	127-111	7,146	8-5
11/17	14	at Boston	L	109-127	13,413	8-6
11/18	15	at Cincinnati	L	120-132	6,701	8-7
11/21	16	Cincinnati	L	139-143	3,764	8-8
11/23	17	Los Angeles	L	124-129	5,589	8-9
11/25	18	Cincinnati	L	115-128	2,419	8-10
11/27	19	Chicago	L	107-115	1,668	8-11
11/29	20	St. Louis	L	121-128	2,123	8-12
12/2	21	St. Louis	L	116-122	2,632	8-13
12/7	22	at Detroit	L	116-123	3,744	8-14
12/8	23	at St. Louis	L	129-145	8,601	8-15
12/9	24	at Chicago	L	102-110	3,864	8-16
12/11	25	Syracuse	W	136-124	2,614	9-16
12/14	26	Los Angeles	L	118-120	4,264	9-17
12/15	27	at Los Angeles	L	104-113	8,013	9-18
12/16	28	Syracuse	L	137-144	4,826	9-19
12/18	29	St. Louis	W	130-110	4,431	10-19
12/21	30	at Detroit	W	122-113	3,212	11-19
12/22	31	at Syracuse	W	123-118	3,584	12-19
12/25	32	St. Louis at New York	W	94-91	N/A	13-19
12/26	33	at Boston	L	113-116	13,909	13-20
12/27	34	Boston at Syracuse	L	102-108	8,963	13-21
12/28	35	Syracuse at Philadelphia	W	124-117	7,943	14-21
12/29	36	at New York	W	114-109	8,127	15-21
1/2	37	Boston	L	120-135 (OT)	12,067	15-22
1/4	38	at Cincinnati	L	129-130	4,543	15-23
1/5	39	at Chicago	W	127-126	4,875	16-23
1/6	40	at St. Louis	L	103-114	6,658	16-24
1/8	41	Boston	L	112-118	8,623	16-25
1/11	42	Los Angeles	L	129-134	4,203	16-26
1/12	43	at Los Angeles	L	114-119	11,801	16-27
1/14	44	New York	W	142-134	1,789	17-27
1/17	45	New York	L	101-113	2,131	17-28
1/19	46	at St. Louis	L	114-116	6,418	17-29
1/20	47	at St. Louis	L	115-116	8,110	17-30
1/22	48	Detroit	L	107-115	2,291	17-31
1/24	49	Detroit at Bakersfield	W	138-114	2,162	18-31
1/26	50	Syracuse	L	110-116	3,274	18-32
1/27	51	Syracuse	L	110-119	2,645	18-33
1/29	52	at New York	W	123-103	15,237	19-33
1/30	53	at Boston	L	111-215	10,666	19-34
2/1	54	Cincinnati at Boston	W	133-126	12,413	20-34
2/3	55	Chicago	L	108-110	3,189	20-35
2/4	56	Chicago at San Jose	W	109-107	1,922	21-35
2/6	57	at Detroit	W	117-116	2,628	22-35
2/7	58	at Cincinnati	L	129-134	3,304	22-36
2/9	59	at Boston	L	112-118	13,432	22-37
2/10	60	at Syracuse	L	115-139	4,293	22-38
2/12	61	at Detroit	L	115-120	11,028	22-39
2/13	62	Detroit	L	132-134 (OT)	2,182	22-40
2/16	63	at Los Angeles	W	122-118 (2OT)	10,039	23-40
2/19	64	Los Angeles	W	111-109	3,241	24-40
2/21	65	Boston	L	118-135	9,132	24-41
2/22	66	at New York	L	93-106	7,237	24-42
2/23	67	at Chicago	W	92-88	3,480	25-42
2/24	68	at St. Louis	L	106-127	8,399	25-43
2/26	69	Boston	W	128-112	6,491	26-43
3/1	70	Cincinnati at Oakland	W	132-125	3,721	27-43
3/2	71	at Los Angeles	W	122-113	9,724	28-43
3/3	72	Cincinnati	W	123-122	4,425	29-43
3/5	73	Detroit at New York	L	102-111	7,983	29-44
3/6	74	Chicago at Baltimore	L	111-121	5,691	29-45
3/8	75	Detroit at Ft. Wayne	L	123-131 (OT)	4,125	29-46
3/10	76	at Syracuse	L	148-163	3,591	29-47
3/12	77	Los Angeles	W	116-110	2,073	30-47
3/14	78	St. Louis	L	109-114	2,261	30-48
3/15	79	St. Louis at Oakland	W	119-108	2,383	31-48
3/16	80	at Los Angeles	L	105-111	10,470	31-49

SAN FRANCISCO WARRIORS 1963-64



BACK ROW (left to right): Wayne Hightower, Wilt Chamberlain, Coach Alex Hannum, Nate Thurmond, Ken Sears.

FRONT ROW: Managing Director Eddie Gottlieb, George Lee, Gary Phillips, Guy Rodgers, Gary Hill, Al Attles, Tom Meschery, General Manager Bob Feick.

PLAYER	G	MIN	FGM	FGA	PCT	FTM	FTA	PCT	REB	AST	PF	DQ	PTS	AVG
Wilt Chamberlain	80	3689	1204	2298	.524	540	1016	.531	1787	403	182	0	2948	36.9
Tom Meschery	80	2422	436	951	.458	207	295	.702	612	149	288	6	1079	13.5
Wayne Hightower	79	2536	393	1022	.385	260	329	.790	566	133	269	7	1046	13.2
Guy Rodgers	79	2695	337	923	.365	198	280	.707	328	556	245	4	872	11.0
Al Attles	70	1883	289	640	.452	185	275	.673	236	197	249	4	763	10.9
Gary Phillips	66	2010	256	691	.370	146	218	.670	248	203	245	8	658	10.0
Nate Thurmond	76	1966	219	554	.395	95	173	.549	790	86	184	2	533	7.0
Gary Hill	67	1015	146	384	.380	51	77	.662	114	103	165	2	343	5.1
Ken Sears	51	519	53	120	.442	64	79	.810	94	42	71	0	170	3.3
George Lee	54	522	64	169	.379	47	71	.662	97	25	67	0	175	3.2
John WindSOR	11	68	10	27	.370	7	8	.875	26	2	13	0	27	2.5

Western Division Finals

Warriors win series 4-3

April 1St. Louis 116 at San Francisco 111
April 3St. Louis 85 at San Francisco 120
April 5San Francisco 109 at St. Louis 113
April 8San Francisco 111 at St. Louis 109
April 10St. Louis 97 at San Francisco 121
April 12San Francisco 95 at St. Louis 123
April 16St. Louis 95 at San Francisco 105

NBA Finals

Celtics win series 4-1

April 18San Francisco 96 at Boston 108
April 20San Francisco 101 at Boston 124
April 22Boston 91 at San Francisco 115
April 24Boston 98 at San Francisco 95
April 26San Francisco 99 at Boston 105

NOTES

- Franklin Mieuli's first season as owner.
- Alex Hannum selected as Coach of the Year.
- Wilt Chamberlain led league in scoring for fifth straight season (36.9).
 - Warriors led the NBA in fewest points allowed per game (102.6).
- Nate Thurmond, who averaged 10.4 rebounds per game, is selected to the NBA All-Rookie Team.
 - Warriors won the Western Division by two games.



WESTERN DIVISION CHAMPIONS

DATE	G	OPPONENT	W/L	SCORE	ATTENDANCE	RECORD
10/19	1	at Baltimore	W	103-102	7,953	1-0
10/22	2	at Cincinnati	L	97-103	7,784	1-1
10/23	3	at St. Louis	W	99-95	6,118	2-1
10/26	4	Cincinnati	W	102-99	5,106	3-1
10/29	5	Cincinnati	L	101-108	3,127	3-2
11/2	6	Los Angeles	W	118-99	4,362	4-2
11/7	7	New York	W	110-88	2,146	5-2
11/8	8	at Los Angeles	L	90-93	10,834	5-3
11/9	9	New York at Oakland	L	84-89	3,141	5-4
11/12	10	at Philadelphia	W	102-106 (OT)	5,817	5-5
11/13	11	at Cincinnati	W	98-92	5,480	6-5
11/14	12	at St. Louis	L	105-117	5,283	6-6
11/15	13	Detroit	L	98-101	2,296	6-7
11/17	14	Detroit	W	120-96	1,541	7-7
11/19	15	St. Louis	W	129-96	1,679	8-7
11/26	16	Cincinnati at New York	L	112-123	14,585	8-8
11/27	17	New York at Boston	W	118-89	13,909	9-8
11/29	18	at Baltimore	L	99-100	3,660	9-9
11/30	19	at Boston	L	96-100	8,108	9-10
12/3	20	at New York	W	116-108	4,783	10-10
12/4	21	at St. Louis	L	83-105	4,820	10-11
12/6	22	Los Angeles	L	101-110	4,081	10-12
12/8	23	at Los Angeles	W	114-112	8,468	11-12
12/10	24	Baltimore at Oakland	W	117-108	1,504	12-12
12/13	25	Baltimore	L	114-116 (OT)	2,046	12-13
12/15	26	Baltimore	W	122-97	1,988	13-13
12/17	27	St. Louis	W	110-106	2,195	14-13
12/18	28	St. Louis at Sacramento	W	104-96	2,872	15-13
12/20	29	Philadelphia	L	112-114	1,863	15-14
12/22	30	Philadelphia	W	118-104	3,782	16-14
12/26	31	at Philadelphia	L	112-118	4,114	16-15
12/28	32	at Baltimore	W	106-104	3,778	17-15
12/30	33	Detroit at Toledo	L	112-114 (OT)	3,364	17-16
12/31	34	at New York	W	101-79	3,585	18-16
1/2	35	St. Louis at Oakland	L	106-111	4,281	18-17
1/3	36	Boston	L	101-111	10,146	18-18
1/7	37	Boston	W	92-89	5,276	19-18
1/9	38	New York at Richmond, Calif.	W	112-97	1,609	20-18
1/10	39	Los Angeles	W	114-89	4,697	21-18
1/12	40	New York at Oakland	W	112-105	2,161	22-18
1/15	41	at Detroit	W	89-79	3,316	23-18
1/17	42	at Philadelphia	W	112-91	4,615	24-18
1/18	43	at Baltimore	L	86-93	6,227	24-19
1/19	44	at Boston	L	105-108	4,127	24-20
1/21	45	Detroit	W	100-88	1,689	25-20
1/23	46	Detroit	W	125-93	2,021	26-20
1/24	47	at Los Angeles	L	100-118	14,062	26-21
1/25	48	Los Angeles	W	120-95	5,389	27-21
1/26	49	at Los Angeles	L	96-108	10,380	27-22
1/28	50	at Philadelphia	W	139-117	2,310	28-22
1/29	51	at Boston	W	100-92	9,314	29-22
1/30	52	at Detroit	L	100-109	8,649	29-23
2/1	53	at New York	W	125-106	7,526	30-23
2/2	54	at Baltimore	W	120-118 (OT)	10,616	31-23
2/4	55	Detroit	W	118-79	2,783	32-23
2/6	56	Detroit at San Jose	W	104-97	2,906	33-23
2/8	57	at St. Louis	W	103-97	8,644	34-23
2/9	58	at St. Louis	L	111-116	9,178	34-24
2/11	59	at Detroit	W	128-118 (OT)	2,517	35-24
2/13	60	Boston	W	106-95	8,139	36-24
2/15	61	Boston	L	87-96	5,884	36-25
2/17	62	Cincinnati at Cleveland	L	113-129	11,593	36-26
2/18	63	Detroit at Lansing, Mich.	W	108-98	3,875	37-26
2/19	64	at Cincinnati	W	108-101	8,668	38-26
2/21	65	Cincinnati	L	93-101	5,421	38-27
2/23	66	Los Angeles	W	109-108	3,417	39-27
2/25	67	Cincinnati	W	117-108	4,044	40-27
2/27	68	at St. Louis	W	107-97	9,255	41-27
2/28	69	at Boston	L	92-107	12,967	41-28
2/29	70	at New York	W	136-110	12,538	42-28
3/1	71	at Detroit	W	100-86	2,804	43-28
3/2	72	St. Louis	L	102-111	5,061	43-29
3/5	73	St. Louis	L	102-104	6,419	43-30
3/7	74	at Los Angeles	W	120-118	13,023	44-30
3/10	75	Baltimore	W	129-111	3,321	45-30
3/12	76	Baltimore	W	125-102	3,286	46-30
3/13	77	Los Angeles	L	109-112	7,947	46-31
3/14	78	at Los Angeles	W	111-95	11,076	47-31
3/16	79	Philadelphia	L	110-111	N/A	47-32
3/18	80	Philadelphia	W	89-85	4,962	48-32

SAN FRANCISCO WARRIORS 1964-65



BACK ROW (left to right): John Rudometkin, Tom Meschery, Nate Thurmond, Connie Dierking, McCoy McLemore, Cotton Nash, Bud Koper.
FRONT ROW: Gary Phillips, Guy Rodgers, Assistant Coach George Lee, Head Coach Alex Hannum, Paul Neumann, Al Attles.

PLAYER	G	MIN	FGM	FGA	PCT	FTM	FTA	PCT	REB	AST	PF	DQ	PTS	AVG
Wilt Chamberlain	38	1743	636	1275	.499	208	500	.416	893	117	76	0	1480	38.9
Nate Thurmond	77	3173	519	1240	.419	235	357	.658	1395	157	232	3	1273	16.5
Guy Rodgers	79	2699	465	1225	.380	223	325	.686	323	565	256	4	1153	14.6
Tom Meschery	79	2408	361	917	.394	278	370	.751	655	106	279	6	1000	12.7
Paul Neumann (Tot)	76	2034	365	772	.473	234	303	.772	198	233	218	3	964	12.7
Paul Neumann (SF)	36	934	152	338	.450	86	119	.723	96	94	99	2	390	10.8
Al Attles	73	1733	254	662	.384	171	274	.624	239	205	242	7	679	9.3
Wayne Hightower	48	1037	136	396	.343	133	173	.769	247	38	143	1	405	8.4
McCoy McLemore	78	1731	244	725	.337	157	220	.714	488	81	224	6	645	8.3
Connie Dierking (Tot)	68	1294	218	538	.405	100	168	.595	435	72	165	4	536	7.9
Connie Dierking (SF)	30	565	97	227	.427	46	85	.541	196	30	64	1	240	8.0
Gary Phillips	73	1541	198	553	.358	120	199	.603	189	148	184	3	516	7.1
John Rudometkin (Tot)	23	376	52	154	.338	34	50	.680	99	16	54	0	138	6.0
John Rudometkin (SF)	22	354	49	146	.336	34	50	.680	92	16	49	0	132	6.0
George Lee	19	247	27	77	.351	38	52	.731	55	12	22	0	92	4.8
Bud Koper	54	631	106	241	.440	35	42	.833	61	43	59	1	247	4.6
Cotton Nash (SF)	20	190	33	88	.375	18	20	.900	48	9	27	0	84	4.2
Cotton Nash (Tot)	45	357	47	145	.324	43	52	.827	83	19	57	0	137	3.0
Barry Kramer	33	276	36	100	.360	30	44	.682	59	26	36	0	102	3.1
Gary Hill	9	88	10	35	.286	7	14	.500	15	6	10	0	27	3.0

NOTES

- Nate Thurmond grabbed a season-high 37 rebounds vs. Baltimore on 10/27/64.
- Thurmond finished third in the league in rebounding (18.5).
- Wilt Chamberlain was traded to Philadelphia on 1/15 for Connie Dierking, Paul Neumann, Lee Shaffer and cash.
- Warriors had the worst record in the NBA (17-63) and finished 32 games behind Los Angeles.

GAME-BY-GAME RESULTS RECORD 17-63



DATE	G	OPPONENT	W/L	SCORE	ATTENDANCE	RECORD
10/17	1	at Baltimore	L	101-121	4,926	0-1
10/18	2	at Cincinnati	L	108-117	4,550	0-2
10/21	3	at Detroit	L	104-108	5,643	0-3
10/23	4	Los Angeles	L	92-94	3,112	0-4
10/27	5	Baltimore at Oakland	W	101-90	1,119	1-4
10/31	6	Baltimore	L	98-102	3,249	1-5
11/4	7	St. Louis	L	104-105	2,912	1-6
11/6	8	New York	W	133-127 (20T)	2,530	2-6
11/7	9	at Los Angeles	L	103-130	12,499	2-7
11/8	10	New York	W	130-121	1,723	3-7
11/10	11	at Philadelphia	W	110-99	4,291	4-7
11/11	12	at Boston	L	84-110	9,080	4-8
11/12	13	at Detroit	L	99-121	5,075	4-9
11/14	14	at St. Louis	L	94-108	7,692	4-10
11/15	15	at Cincinnati	W	122-106	4,710	5-10
11/17	16	Cincinnati	L	108-114	3,872	5-11
11/21	17	Cincinnati	L	104-111	4,091	5-12
11/22	18	Detroit	L	97-99	1,429	5-13
11/24	19	at New York	L	93-101	6,844	5-14
11/25	20	at Boston	L	118-122	9,022	5-15
11/26	21	at Philadelphia	L	117-128	3,877	5-16
11/28	22	Los Angeles	W	109-106	5,519	6-16
12/1	23	Baltimore	W	137-136 (20T)	1,929	7-16
12/2	24	Baltimore at San Jose	L	114-120	2,104	7-17
12/4	25	Boston	W	112-85	5,912	8-17
12/5	26	Boston	L	81-105	5,117	8-18
12/8	27	St. Louis	L	93-113	1,227	8-19
12/11	28	Detroit	L	100-104	1,129	8-20
12/12	29	Detroit	W	124-107	1,232	9-20
12/14	30	Philadelphia at Pittsburgh	L	112-119	5,242	9-21
12/15	31	at New York	W	134-132 (OT)	15,342	10-21
12/16	32	at Boston	L	106-107	4,678	10-22
12/18	33	Philadelphia	W	117-111	2,030	11-22
12/20	34	Philadelphia	L	111-113	4,341	11-23
12/22	35	New York at Sacramento	L	118-124	2,654	11-24
12/26	36	at Los Angeles	L	122-129	14,522	11-25
12/28	37	at Cincinnati	L	108-113	7,546	11-26
12/29	38	at St. Louis	L	104-122	8,640	11-27
12/30	39	New York at Philadelphia	L	102-118	6,280	11-28
1/1	40	at New York	L	100-101	7,542	11-29
1/2	41	at Baltimore	L	103-129	3,721	11-30
1/3	42	at Baltimore	L	132-142	1,784	11-31
1/6	43	Philadelphia at Syracuse	L	102-121	3,147	11-32
1/8	44	Boston	L	91-94	5,913	11-33
1/15	45	New York	L	87-89	1,632	11-34
1/16	46	New York	L	89-102	1,739	11-35
1/21	47	at Philadelphia	L	102-111	6,140	11-36
1/22	48	at Boston	L	94-104	10,530	11-37
1/24	49	at Cincinnati	L	103-124	6,497	11-38
1/26	50	Cincinnati	L	107-115	2,739	11-39
1/28	51	Cincinnati	W	105-90	3,335	12-39
1/30	52	Los Angeles	L	99-108	4,898	12-40
1/31	53	at Los Angeles	L	94-96	11,057	12-41
2/2	54	at New York	L	102-113	10,003	12-42
2/3	55	at Detroit	L	106-111	3,429	12-43
2/5	56	Baltimore at College Park	W	120-112	4,500	13-43
2/6	57	at St. Louis	L	101-108	6,875	13-44
2/7	58	at St. Louis	L	103-126	6,511	13-45
2/9	59	Philadelphia at San Jose	L	114-132	2,752	13-46
2/11	60	Philadelphia at Oakland	W	106-100	5,279	14-46
2/12	61	at Los Angeles	L	95-114	10,082	14-47
2/13	62	Los Angeles	L	105-129	3,051	14-48
2/16	63	Detroit	L	106-114	1,168	14-49
2/18	64	Detroit at Oakland	L	106-107	1,298	14-50
2/20	65	Boston	L	108-114	4,304	14-51
2/22	66	St. Louis	L	97-107	1,357	14-52
2/24	67	St. Louis	L	103-111	2,815	14-53
2/26	68	Boston	L	112-130	3,362	14-54
2/28	69	at Baltimore	L	116-129 (OT)	3,582	14-55
3/2	70	at Cincinnati	L	105-121	2,262	14-56
3/3	71	at Detroit	L	107-110	2,302	14-57
3/4	72	Detroit at Ft. Wayne	W	115-110	741	15-57
3/6	73	Cincinnati	L	93-97	2,868	15-58
3/8	74	Baltimore	L	102-111	1,778	15-59
3/11	75	St. Louis	L	99-101	4,536	15-60
3/12	76	Los Angeles	L	93-115	4,291	15-61
3/14	77	at Boston	L	98-106	6,728	15-62
3/16	78	at Philadelphia	W	115-107	1,613	16-62
3/17	79	at St. Louis	L	94-101	4,895	16-63
3/20	80	at Los Angeles	W	112-98	8,216	17-63

SAN FRANCISCO WARRIORS 1965-66



BACK ROW: McCoy McLemore, Fred Hetzel, Nate Thurmond, Bud Olsen, Tom Meschery, Rick Barry, Coach Alex Hannum.

FRONT ROW (left to right): Trainer Don Watkins, Gary Phillips, Guy Rodgers, Paul Neumann, Al Attles, Keith Erickson.

PLAYER	G	MIN	FGM	FGA	PCT	FTM	FTA	PCT	REB	AST	PF	DQ	PTS	AVG
Wilt Chamberlain	38	1743	636	1275	.499	208	500	.416	893	117	76	0	1480	38.9
Rick Barry	80	2990	745	1698	.439	569	660	.862	850	173	297	2	2059	25.7
Guy Rodgers	79	2902	586	1571	.373	296	407	.727	421	846	241	6	1468	18.6
Nate Thurmond	73	2891	454	1119	.406	280	428	.654	1312	111	223	7	1188	16.3
Paul Neumann	66	1729	343	817	.420	265	317	.836	208	184	174	0	951	14.4
Tom Meschery	80	2383	401	895	.448	224	293	.765	716	81	285	7	1026	12.8
Al Attles	79	2053	364	724	.503	154	252	.611	322	225	265	7	882	11.2
McCoy McLemore	80	1467	225	528	.426	142	191	.743	488	55	197	4	592	7.4
Fred Hetzel	56	722	160	401	.399	63	92	.685	290	27	121	2	383	6.8
Gary Phillips	67	867	106	303	.350	54	87	.621	134	113	97	0	266	5.4
Keith Erickson	64	646	95	267	.356	43	65	.662	162	38	91	1	233	3.6
Enoch Olsen (Tot)	59	602	81	193	.420	39	88	.443	192	20	81	1	201	3.4
Enoch Olsen (SF)	55	566	78	185	.422	38	85	.447	179	18	77	1	194	3.4
Wilbert Frazier	2	9	0	4	.000	1	2	.500	5	1	1	0	1	0.5

NOTES

- Rick Barry was selected NBA Rookie of the Year and named to the All-NBA First Team.
- Barry finished fourth in the league in scoring (25.7), including a season-high 57 points at New York on 12/14/65.
 - Barry ranked second in the NBA in free throw percentage (.862) and 10th in rebounding (10.6).
- Nate Thurmond grabbed a Warriors West Coast record and career-high 42 rebounds on 11/9/65 vs. Detroit.
 - Warriors climbed to fourth in the Western Division, 10 games behind Los Angeles.

GAME-BY-GAME RESULTS RECORD 35-45



DATE	G	OPPONENT	W/L	SCORE	ATTENDANCE	RECORD
10/15	1	Los Angeles	L	115-122	5,836	0-1
10/19	2	at Cincinnati	W	100-99	3,750	1-1
10/23	3	at Baltimore	W	123-108	3,265	2-1
10/29	4	New York	W	110-100	3,106	3-1
10/30	5	at Los Angeles	W	124-122	11,686	4-1
10/31	6	New York	L	103-104	2,311	4-2
11/3	7	at Cincinnati	L	108-122	3,389	4-3
11/4	8	Philadelphia at New York	W	121-119	16,881	5-3
11/5	9	at Philadelphia	L	115-133	4,764	5-4
11/6	10	Detroit	W	110-100	4,471	6-4
11/9	11	Detroit	W	107-102	2,436	7-4
11/11	12	Philadelphia at Boston	L	101-109	10,489	7-5
11/12	13	at Detroit	W	103-102	6,055	8-5
11/13	14	at St. Louis	L	113-138	6,218	8-6
11/15	15	Baltimore at San Jose	W	123-112	3,000	9-6
11/16	16	Boston	L	105-108	5,083	9-7
11/19	17	at Los Angeles	L	124-135	10,597	9-8
11/20	18	Los Angeles at Las Vegas	L	117-133	6,200	9-9
11/22	19	St. Louis at Memphis	W	112-108	7,501	10-9
11/23	20	at New York	W	112-108	12,003	11-9
11/25	21	at St. Louis	L	113-119	7,318	11-10
11/26	22	Philadelphia	L	120-132	6,133	11-11
11/27	23	Philadelphia	L	117-124	6,469	11-12
12/2	24	Cincinnati at Oakland	W	125-119	4,862	12-12
12/5	25	St. Louis at Omaha	L	99-113	4,011	12-13
12/8	26	at Detroit	L	113-115	2,348	12-14
12/9	27	Cincinnati at Dayton, Ohio	W	110-109	2,270	13-14
12/10	28	at Baltimore	L	127-145	2,687	13-15
12/11	29	at Boston	L	106-143	7,470	13-16
12/14	30	at New York	L	137-141	9,112	13-17
12/15	31	St. Louis at Oakland	W	128-113	3,115	14-17
12/17	32	St. Louis	L	102-103	2,817	14-18
12/18	33	Philadelphia	L	116-120 (OT)	4,872	14-19
12/19	34	at Los Angeles	L	120-132	8,720	14-20
12/20	35	Philadelphia	W	124-118	5,336	15-20
12/22	36	Detroit at Sacramento	W	114-104	3,042	16-20
12/25	37	at Cincinnati	L	113-119	6,762	16-21
12/26	38	at Philadelphia	L	107-121	4,412	16-22
12/28	39	Detroit at Toledo	W	120-107	2,190	17-22
12/29	40	at Baltimore	L	111-144	5,109	17-23
12/30	41	Boston at Providence	L	113-116	4,707	17-24
1/2	42	Detroit at Miami, Fla.	W	136-113	2,839	18-24
1/4	43	Baltimore at New York	W	122-111	7,220	19-24
1/5	44	New York at Baltimore	W	118-117	4,275	20-24
1/7	45	Boston	L	114-115	7,134	20-25
1/8	46	Boston	L	96-124	7,023	20-26
1/12	47	New York	W	122-114	1,186	21-26
1/14	48	Los Angeles	L	110-118	4,762	21-27
1/21	49	at Los Angeles	W	120-109	12,948	22-27
1/24	50	Cincinnati at Muncie, Ind.	L	112-135	5,601	22-28
1/25	51	at St. Louis	L	107-142	4,019	22-29
1/26	52	New York at Detroit	L	103-115	4,325	22-30
1/28	53	at St. Louis	W	114-104	5,185	23-30
1/29	54	Baltimore	W	108-95	3,148	24-30
1/31	55	Baltimore	W	131-118	3,824	25-30
2/1	56	Cincinnati	W	127-125	5,172	26-30
2/6	57	Cincinnati at Phoenix	L	116-117	10,120	26-31
2/7	58	Boston at Philadelphia	L	107-112	8,439	26-32
2/8	59	Detroit at New York	W	113-103	3,227	27-32
2/10	60	Boston at Providence	W	128-117	4,644	28-32
2/11	61	at Boston	L	96-99	8,168	28-33
2/12	62	at Baltimore	L	127-136	5,575	28-34
2/14	63	New York at Oakland	L	125-138	2,732	28-35
2/16	64	New York at San Jose	L	108-112	2,925	28-36
2/18	65	Boston	W	128-106	5,635	29-36
2/19	66	Philadelphia	L	119-123	6,221	29-37
2/22	67	Boston	L	108-116	6,448	29-38
2/25	68	Cincinnati	W	125-119	4,092	30-38
2/26	69	Cincinnati	L	103-112	4,627	30-39
3/1	70	at New York	W	114-112	10,008	31-39
3/2	71	at Detroit	L	118-131	1,865	31-40
3/3	72	at Philadelphia	L	125-135	3,466	31-41
3/5	73	Los Angeles	L	123-125	7,228	31-42
3/8	74	Baltimore at Eugene, Ore.	L	109-130	4,800	31-43
3/9	75	Baltimore at Seattle	W	125-115	4,126	32-43
3/13	76	Detroit at Oakland	W	121-119	3,113	33-43
3/15	77	St. Louis at San Jose	L	109-110	3,112	33-44
3/17	78	St. Louis	W	116-112	4,685	34-44
3/19	79	Los Angeles	W	125-119	6,871	35-44
3/20	80	at Los Angeles	L	112-124	10,517	35-45

SAN FRANCISCO WARRIORS 1966-67



BACK ROW (left to right): Assistant Coach George Lee, Trainer Don Watkins, Jim King, Jeff Mullins, Joe Ellis, Tom Meschery, Bob Warlick, Paul Neumann, Al Attles, Coach Bill Sharman. FRONT ROW: Rick Barry, Fred Hetzel, Nate Thurmond, Clyde Lee, Bud Olsen.

PLAYER	G	MIN	FGM	FGA	PCT	FTM	FTA	PCT	REB	AST	PF	DQ	PTS	AVG
Rick Barry	78	3175	1011	2240	.451	753	852	.884	714	282	258	1	2775	35.6
Nate Thurmond	65	2755	467	1068	.437	280	445	.629	1382	166	183	3	1214	18.7
Paul Neumann	78	2421	386	911	.424	312	390	.800	272	342	266	4	1084	13.9
Jeff Mullins	77	1835	421	919	.458	150	214	.701	388	226	195	5	992	12.9
Fred Hetzel	77	2123	373	932	.400	192	237	.810	639	111	228	3	938	12.2
George Lee	1	5	3	4	.750	6	7	.857	0	0	0	0	12	12.0
Jim King	67	1667	286	685	.418	174	221	.787	319	240	193	5	746	11.1
Tom Meschery	72	1846	293	706	.415	175	244	.717	549	94	264	8	761	10.6
Al Attles	69	1764	212	467	.454	88	151	.583	321	269	265	13	512	7.4
Clyde Lee	74	1247	205	503	.408	105	166	.633	551	77	168	5	515	7.0
Bud Olsen	40	348	75	167	.449	23	58	.397	103	32	51	1	173	4.3
Joe Ellis	41	333	67	164	.409	19	25	.760	112	27	45	0	153	3.7
Bob Warlick	12	65	15	52	.280	6	11	.545	20	10	4	0	36	3.0

Western Division Semifinals

Warriors win series 3-0

March 21	Los Angeles 108 at San Francisco 124
March 23	San Francisco 113 at Los Angeles 102
March 26	Los Angeles 115 at San Francisco 122

Western Division Finals

Warriors win series 4-2

March 30	St. Louis 115 at San Francisco 117
April 1	St. Louis 136 at San Francisco 143
April 5	San Francisco 109 at St. Louis 115
April 8	San Francisco 104 at St. Louis 109
April 10	St. Louis 102 at San Francisco 123
April 12	San Francisco 112 at St. Louis 107

NBA Finals

76ers win series 4-2

April 14	San Francisco 135 at Philadelphia 141 (OT)
April 16	San Francisco 95 at Philadelphia 126
April 18	Philadelphia 124 at San Francisco 130
April 20	Philadelphia 122 at San Francisco 108
April 23	San Francisco 117 at Philadelphia 109
April 24	Philadelphia 125 at San Francisco 122

NOTES

- Rick Barry led the NBA in scoring (35.6).
- Barry was named the MVP of the NBA All-Star Game after scoring 38 points.
- Barry was selected to the All-NBA First Team.
- Nate Thurmond ranked fourth in the league in rebounding (21.3).
- Warriors won the Western Division by five games.



WESTERN DIVISION CHAMPIONS

DATE	G	OPPONENT	W/L	SCORE	ATTENDANCE	RECORD
10/15	1	at Boston	L	113-121	13,909	0-1
10/18	2	at Chicago	L	116-119	4,200	0-2
10/20	3	Chicago at San Jose	W	121-111	3,102	1-2
10/21	4	Detroit	W	136-119	4,622	2-2
10/23	5	Detroit at Seattle	L	110-119	3,014	2-3
10/28	6	at Baltimore	W	105-104	3,945	3-3
10/29	7	at Cincinnati	W	127-115	6,021	4-3
11/1	8	at Chicago	W	137-121	3,668	5-3
11/3	9	at New York	L	108-123	17,398	5-4
11/4	10	at Philadelphia	L	129-134	8,245	5-5
11/5	11	at St. Louis	L	120-122	4,444	5-6
11/6	12	Baltimore	W	120-117	3,114	6-6
11/9	13	Baltimore	W	128-122	2,869	7-6
11/11	14	Los Angeles	W	132-93	7,203	8-6
11/13	15	Detroit	W	135-96	4,266	9-6
11/14	16	Detroit	W	115-104	2,633	10-6
11/19	17	at Los Angeles	W	144-109	12,781	11-6
11/21	18	St. Louis at Nashville	W	134-117	3,100	12-6
11/22	19	Baltimore at New York	L	117-125	16,995	12-7
11/23	20	Baltimore at Washington	W	120-110	4,002	13-7
11/24	21	at Philadelphia	L	123-140	6,604	13-8
11/26	22	Chicago	W	131-129	10,733	14-8
11/29	23	Chicago at Oakland	W	108-101	8,636	15-8
12/3	24	St. Louis	W	123-111	7,248	16-8
12/6	25	at New York	W	126-116	15,736	17-8
12/7	26	at Baltimore	L	106-116	2,816	17-9
12/8	27	St. Louis at Phoenix	W	124-106	5,496	18-9
12/9	28	at Los Angeles	W	119-118	9,613	19-9
12/10	29	Cincinnati	W	123-120 (OT)	6,893	20-9
12/13	30	Cincinnati	L	112-126	3,942	20-10
12/17	31	Boston	L	110-118	7,266	20-11
12/20	32	Los Angeles	W	130-107	4,890	21-11
12/22	33	Philadelphia	L	114-116	7,215	21-12
12/25	34	at Cincinnati	W	124-112	6,172	22-12
12/26	35	St. Louis at Memphis	L	111-120	5,286	22-13
12/28	36	at Baltimore	W	138-115	3,074	23-13
12/30	37	Cincinnati at Cleveland	W	107-102	7,853	24-13
1/3	38	Boston	L	121-126 (OT)	6,888	24-14
1/5	39	Los Angeles at Oakland	W	122-91	11,102	25-14
1/6	40	St. Louis	W	129-118	3,882	26-14
1/7	41	Boston	W	110-108	7,281	27-14
1/11	42	at Los Angeles	L	126-141	8,067	27-15
1/12	43	New York	W	127-123	3,283	28-15
1/13	44	New York at San Jose	L	117-119	3,128	28-16
1/14	45	at Detroit	W	136-121	7,559	29-16
1/15	46	at St. Louis	L	112-114	6,051	29-17
1/18	47	Chicago at Evansville	L	107-111	3,253	29-18
1/19	48	New York at Baltimore	W	123-102	4,266	30-18
1/20	49	St. Louis	W	142-115	4,635	31-18
1/24	50	Baltimore	W	146-125	2,982	32-18
1/27	51	Baltimore	W	143-116	7,863	33-18
1/29	52	at Cincinnati	L	118-121	9,612	33-19
1/30	53	Boston at Greensboro	L	108-121	7,168	33-20
1/31	54	Detroit at New York	W	108-106	15,078	34-20
2/2	55	Philadelphia at Oakland	W	137-120	13,299	35-20
2/3	56	at Los Angeles	L	80-129	13,978	35-21
2/4	57	Philadelphia at Oakland	L	127-140	13,502	36-22
2/5	58	at Chicago	W	142-141 (OT)	4,262	36-22
2/7	59	Philadelphia at Pittsburgh	L	123-126	8,676	36-23
2/10	60	at Boston	L	136-137 (2T)	11,066	36-24
2/11	61	at New York	L	122-125 (OT)	14,798	36-25
2/12	62	at Detroit	L	127-134	5,411	36-26
2/14	63	Boston at Oakland	W	128-122	12,262	37-26
2/16	64	Chicago at Fresno	W	125-124	4,113	38-26
2/18	65	Boston at Phoenix	W	130-124	10,180	39-26
2/21	66	Los Angeles at San Diego	W	136-133	12,339	40-26
2/24	67	Cincinnati	L	122-137	7,051	40-27
2/25	68	Cincinnati	L	116-129	7,111	40-28
2/28	69	at New York	L	123-127	15,355	40-29
3/1	70	at Boston	L	125-137	9,002	40-30
3/2	71	at Philadelphia	L	128-136	11,817	40-31
3/4	72	New York at Fresno	W	111-102	4,116	41-31
3/5	73	New York	L	103-115	6,713	41-32
3/10	74	St. Louis	L	105-111	5,102	41-33
3/11	75	Los Angeles	L	120-125	6,742	41-34
3/13	76	Detroit	W	135-109	3,091	42-34
3/14	77	Philadelphia	L	110-139	5,462	42-35
3/16	78	Philadelphia	W	145-131	4,986	43-35
3/17	79	at Chicago	L	117-120	6,345	43-36
3/18	80	at Cincinnati	L	112-127	6,045	43-37
3/19	81	at Detroit	W	135-127	6,612	44-37

SAN FRANCISCO WARRIORS 1967-68



BACK ROW (left to right): Coach Bill Sharman, Dave Lattin, Fred Hetzel, Nate Thurmond, Clyde Lee, Bill Turner, Rudy LaRusso, Assistant Coach George Lee, Trainer Dick D'Oliva.
FRONT ROW: Bob Warlick, Joe Ellis, Jeff Mullins, Al Attles, Jim King, Bob Lewis.

PLAYER	G	MIN	FGM	FGA	PCT	FTM	FTA	PCT	REB	AST	PF	DQ	PTS	AVG
Rudy LaRusso	79	2819	602	1389	.433	522	661	.790	741	182	337	14	1726	21.8
Nate Thurmond	51	2222	382	929	.411	282	438	.644	1121	215	137	1	1046	20.5
Fred Hetzel	77	2394	533	1287	.414	395	474	.833	546	131	262	7	1461	19.0
Jeff Mullins	79	2805	610	1391	.439	273	344	.794	447	351	271	2	1493	18.9
Jim King	54	1743	340	800	.425	217	268	.810	243	226	172	1	897	16.6
Clyde Lee	82	2699	373	894	.417	229	335	.684	1141	135	331	10	975	11.9
Al Attles	67	1992	252	540	.467	150	216	.694	276	390	284	9	654	9.8
Bob Warlick	69	1320	257	610	.421	97	171	.567	264	159	164	1	611	8.9
Joe Ellis	51	624	111	302	.368	32	50	.640	195	37	83	2	254	5.0
Bob Lewis	41	342	59	151	.391	61	79	.772	56	41	40	0	179	4.4
Bill Turner	42	482	68	157	.433	36	60	.600	155	16	74	1	172	4.1
Dave Lattin	44	257	37	102	.363	23	33	.697	104	14	94	4	97	2.2
George Lee	10	106	8	35	.229	17	24	.708	27	4	16	0	33	3.3

Western Division Semifinals

Warriors win series 4-2

March 22	San Francisco 111 at St. Louis 106
March 23	San Francisco 103 at St. Louis 111
March 26	St. Louis 109 at San Francisco 124
March 29	St. Louis 107 at San Francisco 108
March 31	San Francisco 103 at St. Louis 129
April 2	St. Louis 106 at San Francisco 111

Western Division Finals

Lakers win series 4-0

April 5	San Francisco 105 at Los Angeles 133
April 10	San Francisco 112 at Los Angeles 115
April 11	Los Angeles 128 at San Francisco 124
April 13	Los Angeles 106 at San Francisco 100

NOTES

- Warriors finished third in the division, 13 games behind St. Louis.
- Warriors defeated St. Louis in Western Division Semifinals to advance to the Division Finals for second-straight year.
- Rick Barry left the Warriors prior to the season to play in the ABA for four seasons.
- Head Coach Bill Sharman also joined the ABA after the season.

GAME-BY-GAME RESULTS RECORD 43-39



DATE	G	OPPONENT	W/L	SCORE	ATTENDANCE	RECORD
10/13	1	Seattle	W	144-116	5,609	1-0
10/15	2	St. Louis	L	102-107	3,896	1-1
10/17	3	at New York	L	122-124	15,003	1-2
10/18	4	at Cincinnati	L	118-122	5,928	1-3
10/19	5	at Chicago	W	116-106	1,149	2-3
10/21	6	at St. Louis	L	110-115	5,112	2-4
10/22	7	San Diego	W	137-126	2,319	3-4
10/24	8	Cincinnati	W	116-106	2,411	4-4
10/27	9	Baltimore	W	124-111	3,692	5-4
10/29	10	Chicago	W	125-105	2,132	6-4
10/31	11	New York	W	108-103	2,263	7-4
11/1	12	at Detroit	W	137-132	3,198	8-4
11/4	13	at Philadelphia	L	110-117	10,218	8-5
11/7	14	Seattle	W	126-112	3,168	9-5
11/10	15	Philadelphia	W	123-104	8,219	10-5
11/11	16	at St. Louis	L	93-94	5,320	10-6
11/14	17	at Baltimore	W	129-123	1,985	11-6
11/15	18	at Boston	L	110-113	2,645	11-7
11/17	19	Chicago	W	111-109	3,189	12-7
11/19	20	at San Diego	W	142-124	2,343	13-7
11/21	21	Detroit	W	124-98	2,645	14-7
11/24	22	Los Angeles	W	122-121 (OT)	8,642	15-7
11/25	23	at Los Angeles	W	134-117	10,892	16-7
11/28	24	at Baltimore	W	117-110	1,926	17-7
11/29	25	at Philadelphia	W	113-95	5,768	18-7
12/1	26	St. Louis	W	124-101	10,672	19-7
12/2	27	at San Diego	L	103-127	3,748	19-8
12/5	28	Seattle	W	133-121	2,306	20-8
12/8	29	San Diego	L	107-137	3,201	20-9
12/9	30	Chicago	W	119-112	3,189	21-9
12/13	31	Chicago	L	104-109	2,388	21-10
12/15	32	at Baltimore	W	110-97	2,281	22-10
12/16	33	at St. Louis	L	110-117	5,816	22-11
12/17	34	at St. Louis	L	79-97	4,677	22-12
12/20	35	Detroit	W	113-109	7,577	23-12
12/22	36	San Diego	W	103-97	3,678	24-12
12/23	37	Seattle	W	131-124	3,862	25-12
12/24	38	at Seattle	W	127-113	6,226	26-12
12/26	39	at Boston	W	117-104	13,909	27-12
12/28	40	at Cincinnati	L	122-126	4,199	27-13
12/29	41	at Chicago	L	100-107	3,225	27-14
12/31	42	at Seattle	W	126-124	4,591	28-14
1/2	43	Los Angeles	W	119-118	3,271	29-14
1/4	44	St. Louis	L	98-106	6,303	29-15
1/6	45	Boston	W	107-101	11,061	30-15
1/9	46	Detroit	L	102-118	4,471	30-16
1/12	47	New York	W	121-117	5,498	31-16
1/15	48	at Boston	L	102-111	5,731	31-17
1/16	49	at Cincinnati	L	121-148	2,411	31-18
1/17	50	at Detroit	L	109-117	4,423	31-19
1/19	51	Philadelphia	W	131-120	10,946	32-19
1/20	52	at Los Angeles	L	122-152	11,085	32-20
1/26	53	Baltimore	L	110-125	4,532	32-21
1/28	54	at New York	L	130-133	14,812	32-22
1/30	55	at Chicago	W	123-119	3,383	33-22
2/1	56	at San Diego	W	128-114	3,272	34-22
2/2	57	San Diego	W	127-121	4,692	35-22
2/4	58	at Philadelphia	L	117-141	13,157	35-23
2/6	59	at Chicago	W	126-124 (OT)	2,354	36-23
2/8	60	Cincinnati	W	126-109	3,725	37-23
2/9	61	at Los Angeles	L	104-122	12,667	37-24
2/11	62	at Seattle	L	118-146	9,505	37-25
2/13	63	Philadelphia	L	105-112	4,779	37-26
2/15	64	at San Diego	W	134-114	2,582	38-26
2/16	65	Los Angeles	W	118-116	6,146	39-26
2/18	66	at Detroit	L	104-123	7,211	39-27
2/20	67	at New York	L	112-115 (OT)	19,500	39-28
2/21	68	at Baltimore	L	117-126	5,212	39-29
2/23	69	Boston	W	127-122	7,112	40-29
2/24	70	Cincinnati	W	127-114	4,942	41-29
2/27	71	at Philadelphia	L	107-127	5,333	41-30
2/28	72	at Boston	L	110-125	5,728	41-31
3/1	73	Cincinnati	L	101-122	4,760	41-32
3/2	74	Baltimore	W	117-109	6,172	42-32
3/5	75	St. Louis	L	117-134	4,709	42-33
3/9	76	Los Angeles	L	132-137 (OT)	6,277	42-34
3/10	77	at Seattle	W	118-112	5,536	43-34
3/12	78	Boston	L	121-124 (OT)	5,759	43-35
3/13	79	at Los Angeles	L	106-142	10,813	43-36
3/15	80	Detroit	L	118-122	4,661	43-37
3/17	81	New York	L	104-130	8,199	43-38
3/18	82	New York	L	118-123	3,509	43-39

**SAN FRANCISCO WARRIORS
1968-69**



STANDING (left to right): General Manager Bob Feernick, Clyde Lee, Head Coach George Lee, Bill Turner, Jeff Mullins, Trainer Dick D'Oliva.
SEATED, BACK ROW: Player/Assistant Coach Al Attles, Bob Allen, Dale Schlueter, President Franklin Mieuli, Team Physician James Raggio, Nate Thurmond.
SEATED, MIDDLE ROW: Joe Ellis, Jim King, Ron Williams. SEATED, FLOOR: Rudy LaRusso, Bob Lewis.

PLAYER	G	MIN	FGM	FGA	PCT	FTM	FTA	PCT	REB	AST	PF	DQ	PTS	AVG
Jeff Mullins	78	2916	697	1517	.459	381	452	.843	460	339	251	4	1775	22.8
Nate Thurmond	71	3208	571	1394	.410	382	621	.615	1402	253	171	0	1524	21.5
Rudy LaRusso	75	2782	553	1349	.410	444	559	.794	624	159	268	9	1550	20.7
Joe Ellis	74	1731	371	939	.395	147	201	.731	481	130	258	13	889	12.0
Clyde Lee	65	2237	268	674	.398	160	256	.625	897	82	225	1	696	10.7
Al Attles	51	1516	162	359	.451	95	149	.638	181	306	183	3	419	8.2
Bill Turner	79	1486	222	535	.415	175	230	.761	380	67	231	6	619	7.8
Ron Williams	75	1472	238	567	.420	109	142	.768	178	247	176	3	585	7.8
Jim King	46	1010	137	394	.348	78	108	.722	120	123	99	1	352	7.7
Dale Schlueter	31	559	68	157	.433	45	82	.549	216	30	81	3	181	5.8
Bob Lewis	62	756	113	290	.390	83	113	.735	114	76	117	0	309	5.0
Bob Allen	27	232	14	43	.326	20	36	.556	56	10	27	0	48	1.8

Western Division Semifinals

Lakers win series 4-2

March 26	San Francisco 99 at Los Angeles 94
March 28	San Francisco 107 at Los Angeles 101
March 31	Los Angeles 115 at San Francisco 98
April 2	Los Angeles 103 at San Francisco 88
April 4	San Francisco 98 at Los Angeles 103
April 5	Los Angeles 118 at San Francisco 78

NOTES

- George Lee was named head coach.
- Nate Thurmond ranked second in the NBA in rebounding (19.3).
- Thurmond was selected to the NBA All-Defensive First Team at center.
- Jeff Mullins scored a team season-high 42 points at Detroit on 1/29/69.
- Warriors finished third in the Western Division, 14 games behind Los Angeles.

GAME-BY-GAME RESULTS

RECORD 41-41



DATE	G	OPPONENT	W/L	SCORE	ATTENDANCE	RECORD
10/18	1	San Diego	L	108-123	8,521	0-1
10/19	2	at Seattle	L	107-95	4,311	1-1
10/22	3	Phoenix	W	109-101	4,291	2-1
10/26	4	Baltimore	W	107-106	5,843	3-1
10/29	5	at New York	L	97-110	18,044	3-2
10/30	6	at Baltimore	L	110-112 (OT)	5,137	3-3
11/1	7	at Atlanta	L	105-109	3,512	3-4
11/2	8	at Milwaukee	L	101-102	8,910	3-5
11/4	9	at Phoenix	W	119-108	3,019	4-5
11/6	10	New York	W	94-93	2,982	5-5
11/8	11	at Detroit	L	118-122 (OT)	8,632	5-6
11/9	12	at Atlanta	L	106-113	3,726	5-7
11/12	13	Atlanta	W	123-108	2,403	6-7
11/15	14	Detroit	W	133-105	6,142	7-7
11/16	15	Los Angeles	L	112-119	8,514	7-8
11/19	16	at Chicago	W	121-109	1,640	8-8
11/20	17	at Cincinnati	L	107-113	2,557	8-9
11/22	18	at Los Angeles	W	100-98	11,693	9-9
11/23	19	Seattle	W	132-118	5,922	10-9
11/27	20	Chicago	L	106-119	3,217	10-10
11/29	21	Milwaukee	W	140-119	4,178	11-10
11/30	22	Milwaukee	L	101-107	5,474	11-11
12/1	23	at San Diego	L	105-116	3,573	11-12
12/3	24	Seattle	W	127-122	2,116	12-12
12/4	25	at Phoenix	L	97-126	2,387	12-13
12/6	26	at Seattle	L	100-109 (OT)	5,941	12-14
12/7	27	Seattle	L	107-115	3,754	12-15
12/10	28	Atlanta	L	100-111	2,319	12-16
12/11	29	Milwaukee at Madison	L	98-106	2,089	12-17
12/13	30	at Boston	W	108-98	11,089	13-17
12/14	31	at Philadelphia	L	91-137	4,763	13-18
12/17	32	at New York	L	99-114	9,056	13-19
12/18	33	at Baltimore	L	100-109	4,839	13-20
12/20	34	at Los Angeles	L	101-133	8,396	13-21
12/21	35	Philadelphia	W	109-94	2,941	14-21
12/23	36	at San Diego	W	125-95	4,881	15-21
12/26	37	Phoenix	W	119-118	4,916	16-21
12/28	38	at Detroit	L	102-131	3,236	16-22
12/30	39	at Chicago	L	97-103	1,425	16-23
1/1	40	Cincinnati at Cleveland	W	106-101	2,505	17-23
1/3	41	Boston	W	104-101	8,389	18-23
1/5	42	Boston	L	86-134	6,239	18-24
1/7	43	San Diego	L	108-113	2,917	18-25
1/11	44	New York	L	77-85	4,915	18-26
1/16	45	at Chicago	W	112-99	2,527	19-26
1/17	46	at Boston	L	99-102	8,228	19-27
1/19	47	at Philadelphia	W	98-97	9,614	20-27
1/21	48	Cincinnati	L	107-113 (OT)	3,381	20-28
1/24	49	San Diego	W	114-107	5,209	21-28
1/26	50	at Phoenix	W	117-93	2,452	22-28
1/28	51	at Cincinnati	W	107-100	2,827	23-28
1/29	52	at Detroit	W	133-126	3,226	24-28
1/30	53	Chicago	L	101-111	4,921	24-29
2/1	54	Los Angeles	L	101-106 (OT)	11,306	24-30
2/2	55	at Los Angeles	W	122-117 (3OT)	12,570	25-30
2/4	56	Seattle	L	111-116	2,145	25-31
2/8	57	Cincinnati	L	116-117	14,112	25-32
2/9	58	at Seattle	W	121-120	7,545	26-32
2/11	59	at Atlanta	W	92-87	4,858	27-32
2/12	60	at Baltimore	L	110-120	5,717	27-33
2/14	61	at Philadelphia	W	127-111	8,687	28-33
2/15	62	at New York	L	92-98	19,500	28-34
2/16	63	at Atlanta	W	113-106	3,505	29-34
2/18	64	Detroit	W	121-114	2,685	30-34
2/19	65	Philadelphia	W	134-117	3,279	31-34
2/20	66	at San Diego	W	128-118	6,258	32-34
2/22	67	Philadelphia	L	122-129	8,472	32-35
2/24	68	Chicago	L	108-119	1,942	32-36
2/25	69	Chicago	W	101-99	2,342	33-36
2/28	70	Cincinnati	W	131-115	4,144	34-36
3/1	71	Phoenix	L	118-119	3,580	34-37
3/2	72	at Los Angeles	L	92-107	10,147	34-38
3/4	73	Boston	W	99-95	7,133	35-38
3/5	74	Baltimore	W	114-107	3,912	36-38
3/7	75	Baltimore	W	135-130 (OT)	7,230	37-38
3/9	76	at Boston	L	89-138	13,555	37-39
3/10	77	at Milwaukee	W	123-106	10,281	38-39
3/12	78	Los Angeles	W	97-85	6,483	39-39
3/14	79	Detroit	W	114-110	4,404	40-39
3/18	80	Atlanta	L	115-128	3,702	40-40
3/21	81	Milwaukee	W	103-101	2,897	41-40
3/22	82	New York	L	90-117	6,887	41-41

**SAN FRANCISCO WARRIORS
1969-70**



TOP: Jerry Lucas, Dale Schlueter. FRONT: President Franklin Mieuli, Player/Coach Al Attles.

SIDE (clockwise): P.R. Director Harry Jupiter, Clyde Lee, General Manager Bob Feerick, Joe Ellis, Bob Lewis, Bob Portman, Jeff Mullins, Nate Thurmond, Adrian Smith, Dave Gambee, Fritz Williams, Trainer Dick D'Oliva.

PLAYER	G	MIN	FGM	FGA	PCT	FTM	FTA	PCT	REB	AST	PF	DQ	PTS	AVG
Jeff Mullins	74	2861	656	1426	.460	320	378	.847	382	360	240	4	1632	22.1
Nate Thurmond	43	1919	341	824	.414	261	346	.754	762	150	110	1	943	21.9
Jim King	3	105	19	46	.413	11	14	.786	16	10	8	0	49	16.3
Joe Ellis	76	2380	501	1223	.410	200	270	.741	594	139	281	13	1202	15.8
Jerry Lucas (SF)	63	2302	387	764	.507	195	248	.786	906	166	159	2	969	15.4
Jerry Lucas (Tot)	67	2420	405	799	.507	200	255	.784	951	173	166	2	1010	15.1
Ron Williams	80	2435	452	1046	.432	277	337	.822	190	424	287	7	1181	14.8
Clyde Lee	82	2641	362	822	.440	178	300	.593	929	80	263	5	902	11.0
Bill Turner	3	75	9	17	.529	5	10	.500	14	1	7	0	23	7.7
Dave Gambee	73	951	185	464	.399	156	186	.839	244	55	172	0	526	7.2
Bobby Lewis	73	1353	213	557	.382	100	152	.658	157	194	170	0	526	7.2
Bob Portman	60	813	177	398	.445	66	85	.776	224	28	77	0	420	7.0
Adrian Smith (SF)	45	634	93	268	.347	100	110	.909	49	87	66	0	286	6.4
Adrian Smith (Tot)	77	1087	153	416	.368	152	170	.894	82	133	122	0	458	5.9
Al Attles	45	676	78	202	.386	75	113	.664	74	142	103	0	231	5.1
Dale Schlueter	63	685	82	167	.491	60	97	.619	231	25	108	0	224	3.6

NOTES

- Alvin Attles was named player/coach with 30 games remaining on 1/27/70.
 - Jeff Mullins finished 12th in the NBA in scoring (22.1).
- Warriors traded Jim King and Bill Turner to Cincinnati in exchange for Jerry Lucas on 10/25/69.
 - Lucas averaged 15.4 points and 14.3 rebounds in 63 games.
 - Nate Thurmond missed 39 games due to injury.
 - Warriors finished in sixth place, 18 games behind Atlanta.

GAME-BY-GAME RESULTS

RECORD 30-52



DATE	G	OPPONENT	W/L	SCORE	ATTENDANCE	RECORD
10/18	1	San Diego	L	124-125 (OT)	4,591	0-1
10/22	2	at Atlanta	W	94-93	3,192	1-1
10/23	3	at New York	W	112-109	13,449	2-1
10/25	4	Milwaukee	W	118-104	7,168	3-1
10/29	5	Chicago	L	87-101	4,406	3-2
11/1	6	Cincinnati	W	120-97	7,851	4-2
11/4	7	at Baltimore	L	105-124	5,091	4-3
11/6	8	at Cincinnati	W	130-109	3,365	5-3
11/7	9	at Boston	W	111-110	8,627	6-3
11/8	10	at Atlanta	L	93-106	4,130	6-4
11/10	11	San Diego at Salt Lake	L	99-100	7,423	6-5
11/11	12	New York	L	103-116	10,851	6-6
11/14	13	Atlanta	L	109-120	6,728	6-7
11/15	14	at Chicago	L	105-124	7,068	6-8
11/16	15	at Milwaukee	L	123-129 (OT)	7,542	6-9
11/18	16	Milwaukee	W	127-110	5,708	7-9
11/21	17	Boston	W	118-115	5,525	8-9
11/22	18	Los Angeles	L	98-106	6,321	8-10
11/25	19	at Seattle	W	114-106	4,001	9-10
11/26	20	at San Diego	W	126-125 (OT)	11,161	10-10
11/27	21	Baltimore	L	116-118	3,775	10-11
11/28	22	at Los Angeles	W	114-108	12,687	11-11
12/2	23	Detroit	W	116-109	2,871	12-11
12/3	24	Detroit	L	102-106	2,778	12-12
12/5	25	San Diego	W	112-107	5,314	13-12
12/9	26	Atlanta at Salt Lake	L	115-117	3,623	13-13
12/11	27	Chicago at Kansas City	L	104-110	3,382	13-14
12/12	28	at Milwaukee	L	109-123	7,793	13-15
12/13	29	at Detroit	W	104-97	6,306	14-15
12/16	30	Seattle	W	125-119	3,889	15-15
12/19	31	at San Diego	L	111-119	5,336	15-16
12/20	32	Philadelphia	L	109-122	3,984	15-17
12/23	33	Seattle	W	119-115	3,481	16-17
12/25	34	at Cincinnati	W	124-120 (OT)	4,548	17-17
12/26	35	at Philadelphia	L	121-141	8,995	17-18
12/27	36	at Baltimore	L	112-147	4,663	17-19
12/28	37	Philadelphia at Syracuse	L	112-138	5,031	17-20
12/30	38	Los Angeles	W	105-100	7,151	18-20
1/1	39	at Los Angeles	L	95-125	14,369	18-21
1/3	40	Chicago	W	116-102	3,841	19-21
1/5	41	Detroit	W	118-102	1,751	20-21
1/7	42	New York	L	94-99	7,216	20-22
1/8	43	at San Diego	L	103-120	4,371	20-23
1/9	44	New York	L	93-123	7,304	20-24
1/13	45	at Detroit	L	102-115	1,806	20-25
1/14	46	at Atlanta	W	103-101	4,083	21-25
1/16	47	at Philadelphia	L	105-127	11,751	21-26
1/18	48	at Milwaukee	L	107-123	9,188	21-27
1/22	49	Los Angeles at Houston	L	108-122	21,619	21-28
1/23	50	at Phoenix	W	138-132	12,024	22-28
1/24	51	Phoenix	L	99-109	6,466	22-29
1/26	52	Atlanta	L	104-131	10,612	22-30
1/29	53	at Seattle	L	101-105	4,010	22-31
1/30	54	Phoenix	W	125-116	6,308	23-31
2/1	55	at Boston	W	123-105	4,084	24-31
2/3	56	at New York	L	98-118	17,480	24-32
2/5	57	at Chicago	W	127-105	9,213	25-32
2/6	58	at Phoenix	L	117-122	9,599	25-33
2/7	59	Philadelphia	L	111-115	9,146	25-34
2/10	60	Atlanta	W	113-104	3,486	26-34
2/11	61	Los Angeles	L	115-125	5,362	26-35
2/13	62	Cincinnati	L	110-128	4,632	26-36
2/14	63	San Diego	L	123-141	4,652	26-37
2/16	64	Boston at Salt Lake	L	114-117	5,481	26-38
2/18	65	Milwaukee	L	102-109	5,807	26-39
2/21	66	Boston	W	116-111	4,106	27-39
2/22	67	at Seattle	L	127-131	11,564	27-40
2/24	68	at Seattle	L	122-130	4,802	27-41
2/25	69	Chicago	L	104-112	2,160	27-42
2/27	70	Seattle	L	99-107	4,604	27-43
3/1	71	at Detroit	L	99-116	3,689	27-44
3/3	72	at New York	L	100-115	18,361	27-45
3/4	73	at Boston	L	110-115	4,078	27-46
3/6	74	Phoenix	W	107-97	4,316	28-46
3/7	75	Cincinnati	L	119-121	6,128	28-47
3/10	76	at Los Angeles	L	104-106	10,732	28-48
3/11	77	Baltimore	W	115-112 (2OT)	3,330	29-48
3/13	78	Baltimore	L	108-114	5,861	29-49
3/17	79	at Phoenix	L	121-133	9,486	29-50
3/20	80	at Cincinnati	W	118-111	8,416	30-50
3/21	81	at Baltimore	L	123-127	5,798	30-51
3/22	82	at Philadelphia	L	112-132	9,339	30-52

**SAN FRANCISCO WARRIORS
1970-71**



FRONT (left to right): Bob Portman, Nate Thurmond, Fritz Williams, Trainer Dick D'Oliva, Jeff Mullins.
SECOND ROW: Joe Ellis, Adrian Smith, Bill Turner, Player/Coach Al Attles, Clyde Lee.
THIRD ROW: Levi Fontaine, Jerry Lucas. **TOP ROW:** Ralph Ogden, Nick Jones.

PLAYER	G	MIN	FGM	FGA	PCT	FTM	FTA	PCT	REB	AST	PF	DQ	PTS	AVG
Jeff Mullins	75	2909	630	1308	.482	302	358	.844	341	332	246	5	1562	20.8
Nate Thurmond	82	3351	623	1401	.445	395	541	.730	1128	257	192	1	1641	20.0
Jerry Lucas	80	3251	623	1250	.498	289	367	.787	1255	293	197	0	1535	19.2
Ron Williams	82	2809	426	977	.436	331	392	.844	244	480	301	9	1183	14.4
Joe Ellis	80	2275	356	898	.396	151	203	.744	511	161	287	6	863	10.8
Bob Portman	68	1395	221	483	.458	77	106	.726	321	67	130	0	519	7.6
Nick Jones	81	1183	225	523	.430	111	151	.735	110	113	192	2	561	6.9
Clyde Lee	82	1392	194	428	.453	111	199	.558	570	63	137	0	499	6.1
Adrian Smith	21	247	38	89	.427	35	41	.854	24	30	24	0	111	5.3
Levi Fontaine	35	210	53	145	.366	28	37	.757	15	22	127	0	134	3.8
Bill Turner	18	200	26	82	.317	13	20	.650	42	8	24	0	65	3.6
Al Attles	34	321	22	54	.407	24	41	.585	40	58	59	2	68	2.0
Ralph Ogden	32	162	17	71	.239	8	12	.667	32	9	17	0	42	1.3

Western Conference Semifinals

Bucks win series 4-1

March 27 Milwaukee 107 at San Francisco 96
 March 29 San Francisco 90 vs. Milwaukee at Madison 104
 March 30 San Francisco 102 vs. Milwaukee at Madison 114

April 1 Milwaukee 104 at San Francisco 106
 April 4 San Francisco 86 vs. Milwaukee at Madison 136

NOTES


- Alvin Attles, who appeared in 34 games as a player, completed his first full season as head coach.
- Nate Thurmond appeared in all 82 games and led the team in total points (1,641).
 - Thurmond was selected to the NBA All-Defensive First Team at center.
- Jerry Lucas led the club in rebounding (15.8) and ranked fifth overall in the NBA.
- Warriors finished second in the Pacific Division, seven games behind Los Angeles.

GAME-BY-GAME RESULTS RECORD 41-41



DATE	G	OPPONENT	W/L	SCORE	ATTENDANCE	RECORD
10/16	1	Detroit	L	106-120	2,574	0-1
10/17	2	Cleveland	W	128-108	4,894	1-1
10/20	3	at Baltimore	W	125-105	2,733	2-1
10/21	4	at Atlanta	L	100-102	4,416	2-2
10/22	5	at New York	L	92-95	16,244	2-3
10/24	6	Portland	W	118-115	3,741	3-3
10/28	7	Philadelphia	W	108-111	2,889	3-4
10/30	8	Chicago	L	98-101	2,281	3-5
11/2	9	New York	L	99-111	5,821	3-6
11/4	10	Baltimore	W	111-100	2,591	4-6
11/6	11	at Portland	W	110-103	5,597	5-6
11/7	12	San Diego	W	114-112	3,461	6-6
11/10	13	Cleveland	W	109-74	2,061	7-6
11/12	14	Cincinnati	L	107-121	2,388	7-7
11/13	15	at San Diego	W	107-102	4,164	8-7
11/16	16	at Milwaukee	L	100-119	10,247	8-8
11/17	17	at Chicago	W	111-105	12,080	9-8
11/18	18	at Boston	W	90-89	3,853	10-8
11/20	19	Buffalo	W	123-108	3,212	11-8
11/21	20	Milwaukee	L	102-127	8,204	11-9
11/24	21	at Philadelphia	W	104-96	3,128	12-9
11/25	22	at Cleveland	W	108-99	2,360	13-9
11/27	23	at Seattle	L	96-101	10,044	13-10
11/28	24	Los Angeles	W	92-88	9,261	14-10
12/1	25	Atlanta	W	113-106	7,229	15-10
12/4	26	at Los Angeles	L	101-123	14,148	15-11
12/5	27	Phoenix	L	100-105	5,481	15-12
12/7	28	Cincinnati at Omaha	L	113-124	2,765	15-13
12/8	29	at Chicago	L	87-98	7,986	15-14
12/9	30	at Detroit	W	110-99	4,194	16-14
12/11	31	at Philadelphia	W	102-101	6,048	17-14
12/12	32	at Baltimore	L	96-119	5,452	17-15
12/13	33	New York at St. Louis	W	101-94	12,482	18-15
12/15	34	at Phoenix	W	129-123	5,901	19-15
12/16	35	Seattle	W	108-91	2,218	20-15
12/18	36	Portland at San Diego	W	122-118	7,683	21-15
12/19	37	Philadelphia	L	99-108	5,746	21-16
12/22	38	Boston	L	108-138	7,199	21-17
12/26	39	at Milwaukee	L	111-131	10,746	21-18
12/28	40	at Atlanta	W	115-104	5,499	22-18
12/30	41	at New York	L	103-111	19,500	22-19
12/31	42	at Boston	W	144-106	9,610	23-19
1/2	43	Phoenix	L	116-122 (OT)	3,812	23-20
1/3	44	at Phoenix	L	81-102	6,196	23-21
1/5	45	at Philadelphia	L	92-97	5,364	23-22
1/6	46	at Buffalo	L	108-115	2,787	23-23
1/8	47	at San Diego	W	120-117	7,213	24-23
1/9	48	San Diego	W	109-103	5,236	25-23
1/16	49	New York	W	102-93	11,681	26-23
1/19	50	Cincinnati	W	116-108	2,816	27-23
1/22	51	at Los Angeles	L	110-130	15,766	27-24
1/23	52	Chicago	L	83-87	3,213	27-25
1/26	53	at Baltimore	L	98-103	3,603	27-26
1/27	54	at Detroit	W	129-112	4,487	28-26
1/29	55	Buffalo	W	106-100	2,314	29-26
1/30	56	Los Angeles	W	87-85	11,945	30-26
2/2	57	Atlanta	W	101-99	5,459	31-26
2/4	58	at Phoenix	W	117-105	6,711	32-26
2/5	59	at Portland	L	117-123	5,628	32-27
2/6	60	Milwaukee	L	85-111	13,298	32-28
2/7	61	at Los Angeles	L	104-119	14,774	32-29
2/10	62	Seattle	W	133-122	2,913	33-29
2/11	63	at San Diego	L	111-119	4,522	33-30
2/12	64	Cincinnati	W	133-119	4,799	34-30
2/14	65	at Seattle	L	101-146	10,529	34-31
2/17	66	Boston	L	99-129	4,240	34-32
2/19	67	San Diego	L	103-109	4,089	34-33
2/20	68	Milwaukee	L	96-104	9,145	34-34
2/22	69	at Buffalo	W	109-91	3,117	35-34
2/23	70	at Milwaukee	L	107-118	10,746	35-35
2/24	71	at Detroit	W	117-115	4,409	36-35
2/27	72	Los Angeles	L	107-112	10,589	36-36
3/3	73	Atlanta	L	105-109	7,341	36-37
3/5	74	Chicago at San Diego	L	103-130	10,138	36-38
3/6	75	Baltimore	W	109-103	10,388	37-38
3/9	76	Boston	L	112-134	3,622	37-39
3/12	77	Seattle	W	111-98	5,122	38-39
3/13	78	Detroit	W	116-107	4,287	39-39
3/16	79	at Cleveland	L	103-108	2,436	39-40
3/17	80	at Cincinnati	W	110-92	5,064	40-40
3/18	81	at Chicago	W	91-85	10,303	41-40
3/21	82	at Seattle	L	106-119	7,634	41-41

GOLDEN STATE WARRIORS 1971-72



BACK ROW (left to right): Trainer Dick D'Oliva, Bill Turner, Nick Jones, Bob Portman, Cazzie Russell, Jim Barnett, Odis Allison.
FRONT ROW: Vic Bartolome, Ron Williams, Clyde Lee, Nate Thurmond, Jeff Mullins, Joe Ellis, Head Coach Al Attles.

PLAYER	G	MIN	FGM	FGA	PCT	FTM	FTA	PCT	REB	AST	PF	DQ	PTS	AVG
Jeff Mullins	80	3214	685	1466	.467	350	441	.794	444	471	260	5	1720	21.5
Cazzie Russell	79	2902	689	1514	.455	315	378	.833	428	248	176	0	1693	21.4
Nate Thurmond	78	3362	628	1454	.532	417	561	.743	1252	230	214	1	1673	21.4
Jim Barnett	80	2200	374	915	.409	244	292	.836	250	309	189	0	992	12.4
Ron Williams	80	1932	291	614	.474	195	234	.833	147	308	232	1	777	9.7
Joe Ellis	78	1462	280	681	.411	95	132	.720	389	97	224	4	655	8.4
Clyde Lee	78	2674	256	544	.471	120	222	.541	1132	85	244	4	632	8.1
Bob Portman	61	553	89	221	.403	53	60	.883	133	26	69	0	231	3.8
Nick Jones	65	478	82	196	.418	51	61	.836	39	45	109	0	215	3.3
Bill Turner	62	597	71	181	.392	40	53	.755	131	22	67	1	182	2.9
Odis Allison	36	166	17	78	.218	33	61	.541	45	10	34	0	67	1.9
Vic Bartolome	38	165	15	59	.254	4	5	.800	60	3	22	0	34	0.9

Western Conference Semifinals

Bucks win series 4-1

March 28	Golden State 117 at Milwaukee 106
March 30	Golden State 93 at Milwaukee 118
April 1	Milwaukee 122 at Golden State 94
April 4	Milwaukee 106 at Golden State 99
April 6	Golden State 100 at Milwaukee 108

NOTES

- Warriors moved permanently across the Bay to the Oakland Coliseum Arena and changed their name to the Golden State Warriors.
- Traded Jerry Lucas to New York for Cazzie Russell prior to the start of the season.
 - Nate Thurmond averaged 21.4 points and 16.1 rebounds per game.
- Thurmond ranked fourth in the NBA in rebounding (16.1) and was named to the NBA All-Defensive Second Team.
 - Cazzie Russell scored a team season-high-tying 43 points vs. Baltimore on 11/2/71.
 - Jeff Mullins also scored a team season-high-tying 43 points at Chicago on 1/24/72.
- Warriors improved to 51-31, finishing second in the Pacific Division, 18 games behind the Lakers.

GAME-BY-GAME RESULTS RECORD 51-31



DATE	G	OPPONENT	W/L	SCORE	ATTENDANCE	RECORD
10/15	1	at Boston.....	W	97-75	9,097	1-0
10/16	2	at Baltimore.....	L	93-108	5,990	1-1
10/19	3	at New York.....	L	84-93	17,766	1-2
10/20	4	at Cleveland.....	W	115-98	2,552	2-2
10/23	5	Detroit.....	W	115-109 (OT)	6,292	3-2
10/26	6	Buffalo.....	L	89-91	2,339	3-3
10/29	7	Chicago at San Diego.....	W	99-83	4,126	4-3
10/30	8	Cincinnati.....	W	116-113	3,178	5-3
10/31	9	at Los Angeles.....	W	109-105	11,303	6-3
11/2	10	Baltimore.....	W	106-91	3,310	7-3
11/4	11	Seattle.....	W	98-96	5,814	8-3
11/6	12	Los Angeles.....	L	89-105	10,625	8-4
11/7	13	at Seattle.....	W	109-102	13,197	9-4
11/9	14	Houston.....	W	115-99	2,691	10-4
11/11	15	at New York.....	W	112-103	19,588	11-4
11/12	16	at Atlanta.....	L	104-106	3,547	11-5
11/13	17	at Cincinnati.....	L	101-110	4,058	11-6
11/16	18	at Detroit.....	W	122-101	4,574	12-6
11/18	19	Portland.....	W	115-105	3,346	13-6
11/20	20	Milwaukee.....	W	107-100	13,502	14-6
11/21	21	Houston at San Diego.....	L	96-115	6,297	14-7
11/25	22	Philadelphia.....	L	111-112	4,346	14-8
11/26	23	at Chicago.....	L	89-121	16,141	14-9
11/27	24	at Buffalo.....	W	110-91	8,322	15-9
11/30	25	at Milwaukee.....	W	106-103	9,838	16-9
12/3	26	at Portland.....	L	107-115	7,440	16-10
12/4	27	Phoenix.....	L	92-128	5,491	16-11
12/5	28	at Phoenix.....	L	87-120	6,886	16-12
12/7	29	Atlanta at San Diego.....	L	113-116	4,933	16-13
12/9	30	Los Angeles.....	L	111-124	8,892	16-14
12/10	31	at Seattle.....	L	94-105	12,928	16-15
12/16	32	Philadelphia.....	W	113-93	2,818	17-15
12/17	33	at Los Angeles.....	L	99-129	15,552	17-16
12/18	34	Detroit.....	W	120-102	5,381	18-16
12/21	35	New York.....	L	87-113	7,185	18-17
12/25	36	at New York.....	L	89-114	19,588	18-18
12/27	37	at Boston.....	L	97-99	13,697	18-19
12/29	38	at Cincinnati.....	W	107-102	8,543	19-19
12/30	39	at Detroit.....	W	128-122	5,487	20-19
1/4	40	Buffalo.....	W	112-86	1,369	21-19
1/6	41	Portland.....	W	119-115	2,493	22-19
1/8	42	Boston.....	W	128-106	11,016	23-19
1/9	43	at Houston.....	W	113-112	3,128	24-19
1/11	44	Cleveland.....	W	101-92	2,012	25-19
1/14	45	New York at San Diego.....	W	115-111	6,304	26-19
1/15	46	Baltimore.....	W	105-95	5,274	27-19
1/21	47	at Atlanta.....	W	113-111	5,566	28-19
1/22	48	at Philadelphia.....	W	113-106	11,917	29-19
1/24	49	at Chicago.....	L	105-110	11,496	29-20
1/25	50	at Cleveland.....	W	117-111	9,979	30-20
1/27	51	Chicago.....	W	108-107	6,531	31-20
1/28	52	at Portland.....	W	105-102	6,241	32-20
1/29	53	Phoenix.....	W	111-100	6,488	33-20
2/1	54	Milwaukee at San Diego.....	L	97-108	9,018	33-21
2/3	55	Atlanta.....	L	132-115	7,584	34-21
2/4	56	at Phoenix.....	L	105-113	8,486	34-22
2/5	57	Los Angeles.....	W	96-108	13,502	34-23
2/8	58	Baltimore.....	W	111-107	4,431	35-23
2/10	59	Philadelphia.....	W	121-112	4,886	36-23
2/12	60	at Milwaukee.....	L	100-123	10,746	36-24
2/13	61	at Chicago.....	W	107-88	15,048	37-24
2/15	62	at Buffalo.....	W	103-100	4,378	38-24
2/18	63	at Seattle.....	L	108-110	13,097	38-25
2/19	64	Boston.....	W	115-111	10,184	39-25
2/22	65	Seattle.....	W	120-104	7,063	40-25
2/24	66	Detroit.....	W	116-106	3,307	41-25
2/26	67	Chicago.....	W	106-107	8,207	41-26
2/27	68	at Houston.....	W	117-104	3,940	42-26
2/29	69	Cincinnati.....	W	128-120	5,670	43-26
3/3	70	Houston at San Diego.....	W	108-107	6,264	44-26
3/4	71	Seattle.....	W	114-96	13,502	45-26
3/7	72	Cleveland.....	W	119-112	3,266	46-26
3/10	73	at Houston.....	W	119-116	3,047	47-26
3/12	74	at Cincinnati.....	L	106-117	2,416	47-27
3/14	75	at Boston.....	L	110-124	7,114	47-28
3/16	76	Portland.....	W	107-94	6,157	48-28
3/17	77	at Portland.....	L	109-114	6,265	48-29
3/18	78	Phoenix.....	W	134-116	9,399	49-29
3/19	79	at Los Angeles.....	W	99-162	17,505	49-30
3/22	80	at Baltimore.....	W	121-101	3,890	50-30
3/24	81	at Atlanta.....	L	102-118	5,435	50-31
3/25	82	at Philadelphia.....	W	116-115	8,188	51-31

GOLDEN STATE WARRIORS 1972-73



BACK ROW (left to right): Captain Jim Barnett, Jeff Mullins, Mahdi Abdul-Rahman, Bob Portman, Charles Johnson, Ron Williams.
FRONT: Cazzie Russell, Clyde Lee, Rick Barry, Coach Alvin Attles, Nate Thurmond, Joe Ellis, George Johnson, Trainer Dick D'Oliva.

PLAYER	G	MIN	FGM	FGA	PCT	FTM	FTA	PCT	REB	AST	PF	DQ	PTS	AVG
Rick Barry	82	3075	737	1630	.452	358	397	.902	728	399	245	2	1832	22.3
Jeff Mullins	81	3005	651	1321	.493	143	172	.831	363	337	201	2	1445	17.8
Nate Thurmond	79	3419	517	1159	.446	315	439	.718	1349	280	240	2	1349	17.1
Cazzie Russell	80	2429	541	1182	.458	172	199	.864	350	187	171	0	1254	15.7
Jim Barnett	82	2215	394	844	.467	183	217	.843	255	301	150	1	971	11.8
Joe Ellis	74	1054	199	487	.409	69	93	.742	282	88	143	2	467	6.3
Clyde Lee	66	1476	170	365	.464	74	131	.565	598	34	183	5	414	6.3
Ron Williams	73	1016	180	409	.440	75	83	.904	81	114	108	0	435	6.0
Charles Johnson	70	887	171	400	.428	33	46	.717	132	118	105	0	375	5.4
M. Abdul-Rahman (Tot)	55	763	107	256	.418	47	57	.825	88	129	110	1	261	4.7
M. Abdul-Rahman (GS)	46	629	82	196	.418	44	51	.863	78	112	91	1	208	4.5
Bob Portman	32	176	32	70	.457	20	26	.769	51	7	16	0	84	2.6
George T. Johnson	56	349	41	100	.410	7	17	.412	138	8	40	0	89	1.6

Western Conference Semifinals Warriors win series 4-2

March 30	Golden State 90 at Milwaukee 110
April 1	Golden State 95 at Milwaukee 92
April 5	Milwaukee 113 at Golden State 93
April 7	Milwaukee 97 at Golden State 102
April 10	Golden State 100 at Milwaukee 97
April 13	Milwaukee 86 at Golden State 100

Western Conference Finals Lakers win series 4-1

April 17	Golden State 99 at Los Angeles 101
April 19	Golden State 93 at Los Angeles 104
April 21	Los Angeles 126 at Golden State 70
April 23	Los Angeles 109 at Golden State 117
April 25	Golden State 118 at Los Angeles 128

NOTES

- Rick Barry returned from a four-year hiatus in the ABA.
- Barry led the league in free throw percentage (.902) and was named to the All-NBA Second Team.
- Nate Thurmond ranked second in the league in rebounding (17.1) and was selected to the NBA All-Defensive Second Team.
- Warriors finished second in the Pacific Division, 13 games behind Los Angeles.


GAME-BY-GAME RESULTS

RECORD 47-35



DATE	G	OPPONENT	W/L	SCORE	ATTENDANCE	RECORD
10/14	1	Milwaukee	L	77-81	9,926	0-1
10/16	2	Baltimore	W	97-96	2,052	1-1
10/20	3	at Seattle	W	101-92	10,950	2-1
10/21	4	at Portland	W	104-97	8,001	3-1
10/26	5	Chicago	L	93-94	5,361	3-2
10/27	6	at Los Angeles	W	119-91	15,413	4-2
10/28	7	Atlanta	W	122-107	5,188	5-2
10/30	8	Detroit	W	112-104	2,139	6-2
11/2	9	Portland	W	118-104	2,616	7-2
11/4	10	New York	W	127-104	12,807	8-2
11/7	11	at Buffalo	W	105-91	8,073	9-2
11/8	12	at Boston	L	111-128	7,571	9-3
11/10	13	at Detroit	L	96-121	6,584	9-4
11/11	14	at New York	W	103-102 (OT)	19,694	10-4
11/14	15	at Atlanta	W	114-105	5,580	11-4
11/16	16	Philadelphia	W	128-106	3,648	12-4
11/17	17	at Portland	L	97-105	10,985	12-5
11/18	18	Buffalo	W	120-92	4,404	13-5
11/22	19	at Houston	L	104-132	3,312	13-6
11/24	20	at Chicago	W	96-100	14,103	13-7
11/25	21	at K.C.-Omaha	W	133-114	7,822	14-7
11/28	22	Phoenix	W	110-102	5,043	15-7
12/1	23	at Phoenix	L	106-115	8,067	15-8
12/2	24	Los Angeles	L	103-112	12,663	15-9
12/5	25	Houston	W	108-101	3,354	16-9
12/8	26	at Milwaukee	L	91-124	9,764	16-10
12/10	27	at Cleveland	W	103-100	3,641	17-10
12/13	28	at Detroit	W	110-107	5,003	18-10
12/15	29	at Buffalo	W	129-95	7,561	19-10
12/16	30	Baltimore at College Park	L	99-105	10,357	19-11
12/19	31	Boston	W	115-112	12,905	20-11
12/23	32	Chicago	W	127-109	4,111	21-11
12/26	33	Seattle	L	95-97	3,605	21-12
12/28	34	Cleveland	W	118-105	4,426	22-12
12/30	35	K.C.-Omaha	W	113-107	6,183	23-12
1/2	36	Los Angeles	W	112-106	8,127	24-12
1/4	37	Portland	W	108-83	2,293	25-12
1/5	38	at Seattle	W	128-96	9,087	26-12
1/6	39	Philadelphia	W	111-79	3,136	27-12
1/9	40	Detroit	W	105-98	4,345	28-12
1/11	41	at K.C.-Omaha	L	108-109	4,422	28-13
1/12	42	at Phoenix	W	108-107	12,103	29-13
1/13	43	Phoenix	L	110-116	8,484	29-14
1/16	44	Cleveland	L	98-100	2,713	29-15
1/17	45	Houston at San Antonio	W	123-117	3,710	30-15
1/19	46	at Chicago	W	115-80	12,108	31-15
1/21	47	at Milwaukee	L	108-124	10,746	31-16
1/25	48	K.C.-Omaha	W	129-115	6,115	32-16
1/26	49	at Los Angeles	L	84-100	17,505	32-17
1/27	50	Los Angeles	L	107-122	12,905	32-18
1/29	51	at New York	L	84-97	19,694	32-19
1/30	52	Baltimore	L	86-104	6,717	32-20
1/31	53	at Philadelphia	W	131-115	4,615	33-20
2/1	54	at K.C.-Omaha	L	96-98	6,931	33-21
2/3	55	Seattle	W	123-101	3,261	34-21
2/8	56	Portland	W	123-111	3,672	35-21
2/10	57	at Milwaukee	L	108-135	10,746	35-22
2/11	58	at Chicago	W	101-96	13,151	36-22
2/13	59	at Cleveland	W	103-90	3,217	37-22
2/15	60	Baltimore	L	94-96	11,022	37-23
2/16	61	at Seattle	L	108-114 (OT)	9,080	37-24
2/17	62	Boston	L	106-110	9,133	37-25
2/20	63	Atlanta	W	118-115	5,856	38-25
2/23	64	at Los Angeles	W	111-106	17,505	39-25
2/24	65	Milwaukee	W	102-93	9,970	40-25
2/27	66	at Detroit	L	100-114	4,039	40-26
2/28	67	at Boston	L	111-118	11,727	40-27
3/2	68	K.C.-Omaha	W	117-112	8,047	41-27
3/3	69	Chicago	L	116-117	4,968	41-28
3/6	70	Detroit	W	108-93	3,581	42-28
3/10	71	at Atlanta	L	113-117	9,265	42-29
3/11	72	Philadelphia at Pittsburgh	W	97-93	3,426	43-29
3/13	73	at Portland	W	109-101	7,182	44-29
3/15	74	Houston	W	141-125	4,997	45-29
3/16	75	at Seattle	L	106-116	10,512	45-30
3/17	76	New York	L	108-117	9,113	45-31
3/20	77	Seattle	W	114-106	2,992	46-31
3/22	78	Milwaukee	L	98-108	6,256	46-32
3/23	79	at Phoenix	L	124-125	8,197	46-33
3/24	80	Buffalo	W	106-101	2,917	47-33
3/26	81	Phoenix	L	114-120	3,677	47-34
3/28	82	Los Angeles	L	89-96	8,605	47-35

GOLDEN STATE WARRIORS 1973-74



BACK ROW (left to right): Charles Johnson, Butch Beard, Cazzie Russell, Joe Ellis, Jeff Mullins, Jim Barnett, Trainer Dick D'Oliva.
FRONT: George Johnson, Rick Barry, Clyde Lee, Coach Alvin Attles, President Franklin Mieuli, Nate Thurmond, Derrek Dickey.

PLAYER	G	MIN	FGM	FGA	PCT	FTM	FTA	PCT	OFF	DEF	TOT	AST	PF	DQ	STL	BLK	PTS	AVG	HI
Barry	80	2918	796	1746	.456	417	464	.899	103	437	540	484	265	4	169	40	2009	25.1	64
Russell	82	2574	738	1531	.482	208	249	.835	142	211	353	192	194	1	54	17	1684	20.5	49
Mullins	77	2498	541	1144	.473	168	192	.875	86	190	276	305	214	2	69	22	1250	16.2	32
Thurmond	62	2463	308	694	.444	191	287	.666	249	629	878	165	179	4	41	179	807	13.0	31
Barnett	77	1689	350	755	.464	184	226	.814	76	146	222	209	146	1	56	11	884	11.5	30
Beard	79	2134	316	617	.512	173	234	.739	136	253	389	300	241	11	105	9	805	10.2	30
C. Johnson	59	1051	194	468	.415	38	55	.691	49	126	175	102	111	1	62	7	426	7.2	20
G. Johnson	66	1291	173	358	.483	59	107	.551	190	332	522	73	176	3	35	124	405	6.1	23
Lee	54	1642	129	284	.454	62	107	.579	188	410	598	68	179	3	27	17	320	5.9	14
Dickey	66	930	115	233	.494	51	66	.773	123	216	339	54	112	1	17	15	281	4.3	17
Ellis	50	515	61	190	.321	18	31	.581	37	85	122	37	76	2	33	9	140	2.8	17

NOTES

- Rick Barry was selected to the All-NBA First Team and ranked fifth in the league in scoring (25.1).
- Barry finished second in the league in free throw percentage (.899), fifth in steals (2.11) and eighth in assists (6.1).
 - Barry scored a career-high 64 points vs. Portland on 3/26/74.
- Warriors finished second in the Pacific Division, three games behind Los Angeles.

GAME-BY-GAME RESULTS RECORD 44-38



DATE	G	OPPONENT	W/L	SCORE	ATTENDANCE	RECORD
10/13	1	Milwaukee	L	85-97	6,596	0-1
10/14	2	at Phoenix	W	120-95	7,030	1-1
10/17	3	at Milwaukee	L	95-109	9,189	1-2
10/20	4	K.C.-Omaha	W	100-81	4,224	2-2
10/23	5	Phoenix	W	121-109	3,007	3-2
10/26	6	at Seattle	W	117-110	10,906	4-2
10/27	7	Atlanta	L	116-125	5,073	4-3
11/2	8	at Boston	L	105-108	10,077	4-4
11/3	9	at Buffalo	W	124-121 (OT)	8,644	5-4
11/4	10	at K.C.-Omaha	W	92-91	4,205	6-4
11/8	11	Chicago	L	111-112	4,268	6-5
11/10	12	Buffalo	W	128-105	5,431	7-5
11/13	13	Cleveland	W	128-115	2,194	8-5
11/17	14	Philadelphia	L	106-109	3,822	8-6
11/20	15	at Milwaukee	W	108-105	9,975	9-6
11/22	16	at Atlanta	W	101-99	6,154	10-6
11/23	17	Philadelphia at Hershey	W	111-106	2,548	11-6
11/24	18	at New York	W	107-99	19,694	12-6
11/27	19	at Chicago	L	117-123	5,840	12-7
11/29	20	Portland	W	119-89	4,313	13-7
12/1	21	K.C.-Omaha	W	120-108	9,023	14-7
12/4	22	Detroit	L	93-112	4,407	14-8
12/5	23	at Phoenix	L	97-103	5,553	14-9
12/8	24	Los Angeles	W	135-111	9,203	15-9
12/11	25	Houston	W	114-107	2,668	16-9
12/14	26	at Portland	L	101-109	6,440	16-10
12/15	27	Capital	L	93-106	6,217	16-11
12/18	28	Boston	L	106-125	12,591	16-12
12/21	29	at Detroit	L	104-107	3,809	16-13
12/22	30	at Chicago	L	86-110	5,952	16-14
12/23	31	at K.C.-Omaha	L	93-101	5,388	16-15
12/27	32	Portland	L	117-118	4,693	16-16
12/29	33	Los Angeles	W	102-100	7,579	17-16
12/30	34	at Seattle	L	92-96	14,078	17-17
1/1	35	Chicago	L	80-91	3,761	17-18
1/4	36	at Los Angeles	L	111-114	14,379	17-19
1/5	37	Houston	W	108-106	6,989	18-19
1/6	38	at Portland	L	105-106	6,989	18-20
1/8	39	at Houston	W	104-92	2,473	19-20
1/10	40	Seattle	W	125-89	3,032	20-20
1/12	41	New York	L	80-96	10,670	20-21
1/17	42	Phoenix	W	127-120	3,011	21-21
1/19	43	at Capital	L	90-117	16,112	21-22
1/20	44	at Boston	W	123-102	13,886	22-22
1/22	45	Capital	W	99-97	4,023	23-22
1/26	46	Cleveland	W	106-93	4,687	24-22
1/29	47	at Buffalo	W	128-121	6,341	25-22
1/30	48	at Atlanta	W	129-122	8,696	26-22
1/31	49	at Houston	W	109-108	3,021	27-22
2/2	50	Milwaukee	W	120-91	11,606	28-22
2/5	51	Seattle	W	129-113	4,197	29-22
2/7	52	Detroit	L	86-110	8,816	29-23
2/9	53	K.C.-Omaha	L	120-121	5,597	29-24
2/10	54	at Phoenix	W	121-105	5,111	30-24
2/12	55	Boston	L	102-107	10,126	30-25
2/14	56	Atlanta	W	121-105	6,326	31-25
2/16	57	at New York	L	107-117	19,964	31-26
2/17	58	at Chicago	W	108-105	17,211	32-26
2/19	59	at Cleveland	W	104-98	2,996	33-26
2/20	60	at K.C.-Omaha	L	97-116	4,743	33-27
2/21	61	at Cleveland	W	122-103	1,641	34-27
2/23	62	Philadelphia	W	125-106	5,708	35-27
2/26	63	Phoenix	W	120-100	3,234	36-27
2/28	64	Portland	W	129-109	3,157	37-27
3/2	65	Chicago	W	103-88	11,017	38-27
3/3	66	at Los Angeles	L	104-108	17,505	38-28
3/5	67	Detroit	L	93-95	5,563	38-29
3/7	68	at Milwaukee	W	97-95	10,317	39-29
3/8	69	at Philadelphia	W	106-96	4,741	40-29
3/10	70	at Capital	L	107-117	13,986	40-30
3/11	71	at Detroit	W	120-108	5,175	41-30
3/12	72	at Detroit	L	108-113	9,748	41-31
3/14	73	New York	L	95-107	9,178	41-32
3/15	74	at Los Angeles	W	112-107	17,505	42-32
3/16	75	Los Angeles	W	135-105	13,123	43-32
3/19	76	Milwaukee	L	100-111	11,363	43-33
3/20	77	at Seattle	L	107-110	10,657	43-34
3/21	78	Buffalo	L	102-115	9,175	43-35
3/23	79	Seattle	L	137-139	7,570	43-36
3/24	80	at Phoenix	L	121-134	7,011	43-37
3/26	81	Portland	W	143-120	3,462	44-37
3/27	82	at Portland	L	122-132	9,173	44-38

GOLDEN STATE WARRIORS 1974-75



BACK ROW (left to right): Assistant General Manager Hal Childs, Charles Dudley, Bill Bridges, Clifford Ray, George Johnson, Derrek Dickey, Keith Wilkes, Steve Breyer, Director of Player Personnel Bob Feerick, General Manager Dick Vertlieb. FRONT ROW (left to right): Charles Johnson, Jeff Mullins, Assistant Coach Joe Roberts, Head Coach Al Attles, President Franklin Mieuli, Rick Barry, Butch Beard, Phil Smith, Trainer Dick D'Oliva.

PLAYER	G	MIN	FGM	FGA	PCT	FTM	FTA	PCT	OFF	DEF	TOT	AST	PF	DQ	STL	BLK	PTS	AVG	HI
Barry	80	3535	1028	2217	.464	394	436	.904	92	364	456	492	225	0	228	33	2450	30.6	55
Wilkes	82	2515	502	1135	.442	160	218	.734	203	468	671	183	222	0	107	22	1164	14.2	31
Beard	82	2521	408	773	.528	232	279	.832	116	200	316	345	297	9	132	11	1048	12.8	29
C. Johnson	79	2171	394	957	.412	75	102	.735	134	177	311	233	204	2	138	8	863	10.9	25
Ray	82	2519	299	473	.522	171	284	.602	259	611	870	178	305	9	95	116	769	9.4	20
Mullins	66	1141	234	514	.455	71	87	.816	46	77	123	153	123	0	57	14	539	8.2	24
Smith	74	1055	221	464	.476	127	158	.804	41	89	140	135	141	0	62	0	569	7.7	26
Dickey	80	1859	274	569	.482	66	99	.667	190	360	550	125	199	0	52	19	614	7.7	20
G. Johnson	82	1439	152	319	.476	60	91	.659	217	357	574	67	206	1	32	136	364	4.4	16
Dudley	67	756	102	217	.470	70	97	.722	61	84	145	103	105	1	40	2	274	4.1	15
Kendrick	24	121	31	77	.403	18	22	.818	19	17	36	6	22	0	11	3	80	3.3	10
Bracey	42	340	54	130	.415	25	38	.658	10	28	38	52	41	0	14	1	133	3.2	13
Bridges (Tot)	32	415	35	93	.376	17	34	.500	64	70	134	31	65	1	11	5	87	2.7	15
Bridges (GS)	15	108	15	36	.417	1	4	.250	18	22	40	4	19	0	4	0	31	2.1	8

Western Conference Semifinals

Warriors win series 4-2

April 14	Seattle 96 at Golden State 123
April 16	Seattle 100 at Golden State 99
April 17	Golden State 105 at Seattle 96
April 19	Golden State 94 at Seattle 111
April 22	Seattle 100 at Golden State 124
April 24	Golden State 105 at Seattle 96

Western Conference Finals

Warriors win series 4-3

April 27	Chicago 89 at Golden State 107
April 30	Golden State 89 at Chicago 90
May 4	Golden State 101 at Chicago 108
May 6	Chicago 106 at Golden State 111
May 8	Chicago 89 at Golden State 79
May 11	Golden State 86 at Chicago 72
May 14	Chicago 79 at Golden State 83

NBA Finals

Warriors win series 4-0

May 18	Golden State 101 at Washington 95
May 20	Washington 91 at Golden State 92 (in S.F. at Cow Palace)
May 23	Washington 101 at Golden State 109 (in S.F. at Cow Palace)
May 25	Golden State 96 at Washington 95

NOTES

- Warriors capture the NBA title, their first championship in West Coast history.
- Nate Thurmond was traded to the Chicago Bulls for Clifford Ray, a 1975 first-round draft choice and cash on 9/3/74.
 - Keith Wilkes earned NBA Rookie of the Year honors.
 - Rick Barry led the NBA in free throw percentage (.904).
- Barry scored a team season-high 55 points vs. Philadelphia on 1/23/75.
 - Barry was selected as the MVP of the NBA Championship Series.
- Beard, C. Johnson, Ray, Barry and Wilkes were the starting five in the final championship game.

GAME-BY-GAME RESULTS RECORD 48-34



NBA CHAMPIONS

DATE	G	OPPONENT	W/L	SCORE	ATTENDANCE	RECORD
10/18	1	at Los Angeles	L	90-105	12,772	0-1
10/19	2	Cleveland	W	113-110	4,402	1-1
10/22	3	Portland	L	106-107	5,717	1-2
10/25	4	at Portland	W	99-97	10,954	2-2
10/26	5	Detroit	W	105-104	5,436	3-2
10/29	6	Buffalo	W	130-101	4,221	4-2
11/1	7	at Seattle	W	99-88	12,777	5-2
11/2	8	Milwaukee	W	99-90	7,570	6-2
11/3	9	at Portland	W	109-100	10,494	7-2
11/7	10	Seattle	L	93-104	5,391	7-3
11/9	11	New York	W	97-93	9,556	8-3
11/10	12	at Los Angeles	W	106-103	11,328	9-3
11/12	13	Atlanta	W	128-111	4,970	10-3
11/16	14	Philadelphia	L	102-106	8,345	10-4
11/17	15	at Phoenix	W	106-105	7,820	11-4
11/19	16	at Buffalo	L	106-111	8,529	11-5
11/20	17	Boston at Providence	W	120-115	8,509	12-5
11/21	18	at Cleveland	L	74-106	5,811	12-6
11/23	19	at Detroit	W	110-98	6,902	13-6
11/26	20	Houston	W	144-124	6,015	14-6
11/30	21	Los Angeles	W	128-118	12,576	15-6
12/3	22	New Orleans	W	122-101	5,081	16-6
12/5	23	at Phoenix	L	106-108 (20T)	6,053	16-7
12/7	24	Seattle	W	132-96	12,608	17-7
12/10	25	at Houston	L	97-111	2,146	17-8
12/11	26	at New Orleans	L	103-106	3,731	17-9
12/12	27	at Atlanta	W	129-109	3,475	18-9
12/14	28	at Washington	L	91-99	10,346	18-10
12/17	29	at New York	W	126-108	19,097	19-10
12/20	30	at Philadelphia	W	94-93	6,292	20-10
12/21	31	at K.C.-Omaha	L	84-107	5,668	20-11
12/23	32	Phoenix	W	111-94	5,240	21-11
12/26	33	Portland	W	112-101	10,983	22-11
12/28	34	Boston	L	105-115	12,787	22-12
12/30	35	K.C.-Omaha	W	110-102	7,374	23-12
1/4	36	Washington	W	104-96	12,787	24-12
1/7	37	New Orleans	W	136-94	4,164	25-12
1/9	38	New York	W	132-96	12,392	26-12
1/10	39	at Seattle	W	119-94	14,055	27-12
1/11	40	Chicago	L	105-114	12,787	27-13
1/16	41	at Milwaukee	L	100-119	10,089	27-14
1/17	42	at Buffalo	L	116-121	13,727	27-15
1/18	43	at Washington	L	101-125	19,035	27-16
1/21	44	Los Angeles	W	138-108	7,847	28-16
1/23	45	Philadelphia	W	108-100	7,070	29-16
1/25	46	Portland	W	114-109 (0T)	12,732	30-16
1/26	47	at Portland	L	113-128	10,231	30-17
1/29	48	at Detroit	L	90-93	9,538	30-18
1/31	49	at Chicago	L	103-127	13,208	30-19
2/2	50	at K.C.-Omaha	L	101-127	9,365	30-20
2/4	51	at Houston	W	107-105	3,173	31-20
2/6	52	Washington	L	97-98	12,878	31-21
2/8	53	Phoenix	W	105-96	8,961	32-21
2/11	54	Houston	L	108-112 (0T)	5,775	32-22
2/13	55	at Cleveland	L	94-96	9,062	32-23
2/14	56	at Chicago	L	87-105	10,126	32-24
2/15	57	at Philadelphia	W	108-101	5,695	33-24
2/18	58	at New York	L	98-99	19,674	33-25
2/20	59	Atlanta	W	108-102	5,570	34-25
2/21	60	at Los Angeles	W	105-93	11,950	35-25
2/22	61	Boston	W	114-108	12,878	36-25
2/25	62	Phoenix	L	97-111	8,550	36-26
2/28	63	at Phoenix	L	96-102	9,511	36-27
3/1	64	Cleveland	W	110-95	7,632	37-27
3/2	65	at Portland	L	86-122	10,212	37-28
3/4	66	Chicago	W	117-102	9,079	38-28
3/6	67	at Atlanta	L	106-110	2,625	38-29
3/7	68	at New Orleans	L	107-110	6,218	38-30
3/9	69	at Boston	W	102-101	15,320	39-30
3/11	70	at Milwaukee	W	107-90	10,687	40-30
3/13	71	Buffalo	L	103-122	12,787	40-31
3/15	72	Seattle	W	120-84	9,594	41-31
3/16	73	at Los Angeles	L	95-111	11,019	41-32
3/18	74	Phoenix	W	133-103	6,795	42-32
3/20	75	Portland	W	97-95	5,141	43-32
3/22	76	Milwaukee	W	133-117	12,787	44-32
3/25	77	Los Angeles	W	139-122	7,806	45-32
3/27	78	K.C.-Omaha	W	111-103	12,787	46-32
3/28	79	at Seattle	L	92-96	14,082	46-33
3/29	80	Detroit	W	115-112	12,787	47-33
4/4	81	at Phoenix	W	128-99	6,867	48-33
4/5	82	Seattle	L	108-109	11,064	48-34

GOLDEN STATE WARRIORS 1975-76



BACK ROW (left to right): Assistant General Manager Hal Childs, Trainer Dick D'Oliva, Jamaal Wilkes, Derrek Dickey, George Johnson, Clifford Ray, Dwight Davis, General Manager Dick Vertlieb. FRONT ROW: Gus Williams, Robert Hawkins, Jeff Mullins, Assistant Coach Joe Roberts, Head Coach Al Attles, Rick Barry, Phil Smith, Charles Dudley, Charles Johnson.

PLAYER	G	MIN	FGM	FGA	PCT	FTM	FTA	PCT	OFF	DEF	TOT	AST	PF	DQ	STL	BLK	PTS	AVG	HI
Barry	81	3122	707	1624	.435	287	311	.923	74	422	496	496	215	1	202	27	1701	21.0	41
Smith	82	2793	659	1389	.477	323	410	.788	133	243	376	362	223	0	108	18	1641	20.0	51
Wilkes	82	2716	617	1334	.453	227	294	.772	193	527	720	167	222	0	102	31	1461	17.8	34
Williams	77	1728	365	853	.428	173	233	.742	62	97	159	240	143	2	140	26	903	11.7	27
C. Johnson	81	1549	342	732	.467	60	79	.759	77	125	202	122	178	1	100	7	744	9.2	26
Ray	82	2184	212	404	.525	140	230	.609	270	506	776	149	247	2	78	83	564	6.9	20
Dickey	79	1207	220	473	.465	62	79	.785	114	235	349	83	141	1	26	11	502	6.4	20
Dudley	82	1456	182	345	.528	157	245	.641	112	157	269	239	170	0	77	2	521	6.4	18
G. Johnson	82	1745	165	341	.484	70	104	.673	200	427	627	82	275	6	51	174	400	4.9	16
Mullins	29	311	58	120	.483	23	29	.793	12	20	32	39	36	0	14	1	139	4.8	18
Davis	72	866	111	269	.413	78	113	.690	86	139	225	46	141	0	20	28	300	4.2	12
Hawkins	32	153	53	104	.510	20	31	.645	16	14	30	16	31	0	10	8	126	3.9	15

Western Conference Semifinals

Warriors win series 4-2

April 20	Detroit 103 at Golden State 127
April 22	Detroit 123 at Golden State 111
April 24	Golden State 113 at Detroit 96
April 26	Golden State 102 at Detroit 106
April 28	Detroit 109 at Golden State 128
April 30	Golden State 118 at Detroit 116 (OT)

Western Conference Finals

Suns win series 4-3

May 2	Phoenix 103 at Golden State 128
May 5	Phoenix 108 at Golden State 101
May 7	Golden State 99 at Phoenix 91
May 9	Golden State 129 at Phoenix 133 (2OT)
May 12	Phoenix 95 at Golden State 111
May 14	Golden State 104 at Phoenix 105
May 16	Phoenix 94 at Golden State 86

NOTES

- Warriors compiled the best record in the NBA during the regular season (59-23).
 - Rick Barry was named to the All-NBA First Team.
- Barry led the league in free throw percentage (.923) and ranked fourth in steals (2.49), fifth in assists (6.1) and 10th in scoring (21.0).
 - Phil Smith was named to the All-NBA Second Team at guard.
 - Smith scored a career and team season-high 51 points vs. Phoenix on 1/8/76.
- Jamaal Wilkes and Phil Smith were selected to the NBA All-Defensive Second Team.


GAME-BY-GAME RESULTS

RECORD 59-23



DATE	G	OPPONENT	W/L	SCORE	ATTENDANCE	RECORD
10/23	1	at Cleveland	W	89-83	14,631	1-0
10/25	2	at Buffalo	L	92-104	11,201	1-1
10/28	3	at New York	W	111-94	17,186	2-1
10/29	4	at Boston	L	106-115	10,060	2-2
11/1	5	Washington	W	100-89	12,787	3-2
11/6	6	New York	W	111-96	11,575	4-2
11/8	7	Los Angeles	W	114-106	12,787	5-2
11/11	8	Cleveland	W	103-98	7,735	6-2
11/13	9	Chicago	W	98-87	8,585	7-2
11/15	10	Kansas City	W	123-92	12,787	8-2
11/16	11	at Seattle	L	98-102	14,096	8-3
11/18	12	at New Orleans	W	112-104	12,258	9-3
11/19	13	at Atlanta	L	98-104	8,660	9-4
11/22	14	at Washington	W	111-71	19,035	10-4
11/25	15	at Philadelphia	L	108-109	15,235	10-5
11/27	16	at Milwaukee	W	106-105	10,413	11-5
11/29	17	Phoenix	W	112-100	12,787	12-5
12/2	18	at Phoenix	L	98-115	5,179	12-6
12/6	19	Seattle	W	104-94	12,677	13-6
12/7	20	at Seattle	W	115-106	14,096	14-6
12/9	21	Detroit	W	129-124	10,087	15-6
12/11	22	Portland	W	101-89	10,601	16-6
12/14	23	at Kansas City	W	115-105	4,946	17-6
12/16	24	at Chicago	W	91-87	6,673	18-6
12/17	25	at Detroit	W	113-102	7,635	19-6
12/20	26	Milwaukee	W	124-87	10,358	20-6
12/21	27	at Portland	W	108-102	8,838	21-6
12/23	28	New Orleans	W	105-97	9,486	22-6
12/27	29	Houston	L	110-113	12,787	22-7
12/28	30	at Portland	L	92-96	10,880	22-8
12/30	31	Boston	W	133-101	12,787	23-8
1/2	32	at Los Angeles	W	113-105	15,590	24-8
1/3	33	Los Angeles	W	130-99	12,787	25-8
1/4	34	at Seattle	L	85-97	13,669	25-9
1/7	35	at Phoenix	W	114-110	6,696	26-9
1/8	36	Phoenix	W	129-113	9,807	27-9
1/10	37	New York	W	117-87	12,787	28-9
1/13	38	Buffalo	W	127-101	12,787	29-9
1/16	39	at Houston	W	128-103	8,436	30-9
1/17	40	at Atlanta	L	91-97	9,570	30-10
1/20	41	at Kansas City	W	116-103	7,129	31-10
1/22	42	Los Angeles	W	129-105	12,787	32-10
1/24	43	Portland	L	123-125 (OT)	12,787	32-11
1/26	44	at Milwaukee	W	115-104	10,938	33-11
1/27	45	at Chicago	L	103-110	7,576	33-12
1/29	46	Philadelphia	W	123-114	12,787	34-12
1/31	47	Milwaukee	W	90-88 (OT)	11,004	35-12
2/1	48	Washington	L	99-101	12,283	35-13
2/6	49	at Phoenix	L	111-118	7,187	35-14
2/7	50	Seattle	W	127-100	12,787	36-14
2/8	51	at Portland	W	109-105	12,482	37-14
2/10	52	New Orleans	L	124-130 (OT)	11,881	37-15
2/12	53	Atlanta	W	113-104	12,787	38-15
2/14	54	Detroit	W	106-105 (OT)	12,787	39-15
2/17	55	at New York	W	104-96	18,667	40-15
2/18	56	at Kansas City	L	91-103	8,173	40-16
2/21	57	Boston	W	100-94	12,878	41-16
2/22	58	Philadelphia	W	94-93	12,878	42-16
2/27	59	at Philadelphia	W	121-114	16,193	43-16
2/29	60	Boston	L	101-119	15,320	43-17
3/2	61	at Buffalo	W	100-93	10,029	44-17
3/4	62	Chicago	W	124-110	11,430	45-17
3/5	63	at Los Angeles	L	99-106	13,795	45-18
3/6	64	Cleveland	W	117-106	12,787	46-18
3/9	65	at Detroit	W	112-108	7,043	47-18
3/11	66	at Cleveland	L	99-110	19,821	47-19
3/13	67	at Houston	W	111-97	12,586	48-19
3/14	68	at New Orleans	L	103-118	14,568	48-20
3/16	69	Detroit	W	110-101	11,169	49-20
3/18	70	Buffalo	W	110-109	12,787	50-20
3/20	71	Milwaukee	W	120-106	12,787	51-20
3/23	72	Atlanta	W	118-100	12,787	52-20
3/25	73	Houston	L	104-123	11,437	52-21
3/27	74	Los Angeles	W	113-97	12,787	53-21
3/28	75	Kansas City	W	134-117	12,035	54-21
3/30	76	at Chicago	W	94-84	6,115	55-21
3/31	77	at Washington	W	95-88	17,078	56-21
4/3	78	Seattle	W	130-115	12,787	57-21
4/4	79	at Los Angeles	L	111-118	13,174	57-22
4/6	80	Phoenix	W	111-106 (OT)	11,809	58-22
4/8	81	Portland	W	121-106	12,787	59-22
4/9	82	at Seattle	L	103-119	14,096	59-23

GOLDEN STATE WARRIORS 1976-77



BACK ROW (left to right): Head Coach Al Attles, Dwight Davis, Clifford Ray, Robert Parish, Larry McNeil, Derrek Dickey, Jamaal Wilkes, Assistant Coach Joe Roberts. FRONT ROW: Trainer Dick D'Oliva, Gus Williams, Marshall Rogers, Phil Smith, Rick Barry, Sonny Parker, Charles Dudley, Charles Johnson, Assistant to the President Scotty Stirling.

PLAYER	G	MIN	FGM	FGA	PCT	FTM	FTA	PCT	OFF	DEF	TOT	AST	PF	DQ	STL	BLK	PTS	AVG	HI
Barry	79	2904	682	1551	.440	359	392	.916	73	349	422	475	194	2	172	58	1723	21.8	42
Smith	82	2880	631	1318	.479	295	376	.785	101	231	332	328	227	0	98	29	1557	19.0	51
Wilkes	76	2579	548	1147	.478	247	310	.797	155	423	578	211	222	1	127	16	1343	17.7	32
Williams	82	1930	325	701	.464	112	150	.747	72	161	233	292	218	4	121	19	762	9.3	26
Parish	77	1384	288	573	.503	121	171	.708	201	342	543	74	224	7	55	94	697	9.1	30
Ray	77	2018	263	450	.584	105	199	.528	199	416	615	112	242	5	74	81	631	8.2	23
Dickey	49	856	158	345	.458	45	61	.738	100	140	240	63	101	1	20	11	361	7.4	20
Dudley	79	1682	220	421	.523	129	203	.635	119	177	296	347	169	0	67	6	569	7.2	19
C. Johnson	70	1196	255	583	.437	49	69	.710	50	91	141	91	134	1	77	7	559	7.1	22
McNeil (TOT)	24	230	47	112	.420	52	61	.852	28	47	75	6	32	1	10	2	146	6.1	23
McNeil (GS)	16	137	29	61	.475	28	31	.903	18	31	49	3	19	0	6	1	86	5.4	17
Parker	65	889	154	292	.527	71	92	.772	85	88	173	59	77	0	53	26	379	5.8	20
Davis	33	552	55	124	.444	49	72	.681	34	61	95	59	93	1	11	8	159	4.8	12
G. Johnson	39	597	73	150	.487	25	31	.806	87	124	211	26	105	2	15	73	171	4.4	13
Rogers	26	176	43	116	.371	14	15	.933	6	5	11	10	33	0	8	3	100	3.8	10

Western Conference First Round Warriors win series 2-1

April 12	Detroit 95 at Golden State 90
April 14	Golden State 138 at Detroit 108
April 17	Detroit 101 at Golden State 109

Western Conference Semifinals Lakers win series 4-3

April 20	Golden State 106 at Los Angeles 115
April 22	Golden State 86 at Los Angeles 95
April 24	Los Angeles 105 at Golden State 109
April 26	Los Angeles 103 at Golden State 114
April 29	Golden State 105 at Los Angeles 112
May 1	Los Angeles 106 at Golden State 115
May 4	Golden State 84 at Los Angeles 97

NOTES


- Year of the NBA merger with the ABA.
- Rick Barry set an NBA record with 60 consecutive free throws made (record since eclipsed).
- Barry reached the 20,000 point mark for his pro career on 11/20/76 vs. Buffalo.
- Team finished third in the Pacific Division, seven games behind Los Angeles.

GAME-BY-GAME RESULTS RECORD 46-36



DATE	G	OPPONENT	W/L	SCORE	ATTENDANCE	RECORD
10/22	1	New York Nets	L	103-104	13,155	0-1
10/26	2	at Portland	L	96-110	10,622	0-2
10/28	3	Portland	W	112-92	8,353	1-2
10/30	4	Atlanta	W	114-106	8,808	2-2
11/2	5	Detroit	W	111-98	7,757	3-2
11/4	6	Philadelphia	L	96-101	13,155	3-3
11/6	7	New York Knicks	L	111-112	11,831	3-4
11/9	8	at Denver	L	117-123	17,577	3-5
11/11	9	Kansas City	L	86-94	8,528	3-6
11/13	10	Indiana	W	120-112	9,913	4-6
11/16	11	Seattle	W	110-102	9,067	5-6
11/18	12	Phoenix	W	131-111	9,963	6-6
11/19	13	at Los Angeles	L	99-121	11,732	6-7
11/20	14	Buffalo	W	130-93	12,961	7-7
11/23	15	at New Orleans	L	94-117	12,042	7-8
11/24	16	at Houston	L	107-113 (OT)	9,126	7-9
11/26	17	at San Antonio	L	121-123	12,306	7-10
11/28	18	at Atlanta	W	132-98	1,379	8-10
11/30	19	at Chicago	W	125-120	8,126	9-10
12/2	20	at San Antonio	W	124-116	10,649	10-10
12/4	21	Los Angeles	W	116-114	13,155	11-10
12/7	22	Cleveland	W	120-104	12,638	12-10
12/10	23	at Seattle	L	93-99	14,098	12-11
12/11	24	Houston	W	124-112	10,418	13-11
12/15	25	at Detroit	L	116-136	7,796	13-12
12/17	26	at Philadelphia	W	117-114	18,026	14-12
12/18	27	at Washington	W	115-110	11,011	15-12
12/21	28	at San Antonio	L	120-123	9,264	15-13
12/23	29	at Milwaukee	L	103-113	9,187	15-14
12/28	30	Milwaukee	L	102-113	12,957	15-15
12/30	31	Chicago	W	124-106	12,586	16-15
1/2	32	Boston	W	105-98	12,673	17-15
1/4	33	at New York Knicks	W	120-110	19,694	18-15
1/5	34	at Buffalo	W	118-109	7,187	19-15
1/6	35	at Cleveland	L	100-129	11,033	19-16
1/8	36	New Orleans	W	114-107	13,155	20-16
1/11	37	Detroit	L	121-129	9,223	20-17
1/13	38	at Kansas City	L	114-116	5,895	20-18
1/14	39	at Indiana	W	113-109	11,302	21-18
1/16	40	New York Knicks	L	97-111	13,155	21-19
1/18	41	Denver	W	107-101	13,155	22-19
1/20	42	Phoenix	W	107-103	10,886	23-19
1/22	43	at New Orleans	L	100-118	15,015	23-20
1/23	44	at Atlanta	W	104-97	4,216	24-20
1/26	45	at Washington	L	95-106	8,466	24-21
1/28	46	at New York Nets	W	106-84	5,042	25-21
1/30	47	at Boston	W	109-92	15,040	26-21
2/1	48	at New York Knicks	L	107-108 (OT)	17,065	26-22
2/3	49	New Orleans	L	99-105	13,155	26-23
2/4	50	at Phoenix	W	109-106	12,849	27-23
2/5	51	Milwaukee	W	138-116	11,132	28-23
2/8	52	Washington	W	128-104	12,224	29-23
2/10	53	Denver	W	114-101	13,155	30-23
2/11	54	at Seattle	L	107-114 (OT)	13,375	30-24
2/15	55	Atlanta	W	117-111	9,468	31-24
2/17	56	at Milwaukee	L	97-99	10,629	31-25
2/18	57	at Indiana	W	116-111	12,714	32-25
2/20	58	Boston	L	112-114	13,155	32-26
2/22	59	at Chicago	L	102-118	8,137	32-27
2/24	60	at Cleveland	L	86-99	13,439	32-28
2/25	61	at Buffalo	W	104-97	10,239	33-28
2/27	62	at New York Nets	W	106-98	7,964	34-28
3/1	63	at Boston	W	101-94	11,273	35-28
3/3	64	Philadelphia	W	121-119 (OT)	13,155	36-28
3/4	65	at Phoenix	W	101-87	8,750	37-28
3/6	66	Chicago	L	86-94	11,126	37-29
3/8	67	Cleveland	W	112-102	12,593	38-29
3/13	68	Washington	W	122-119	12,955	39-29
3/17	69	Portland	L	106-115	13,155	39-30
3/18	70	at Los Angeles	L	85-98	17,025	39-31
3/19	71	Indiana	W	150-91	12,402	40-31
3/22	72	at Kansas City	L	113-126	8,788	40-32
3/23	73	at Philadelphia	W	128-120	17,406	41-32
3/25	74	at Detroit	L	94-107	7,002	41-33
3/27	75	at Denver	L	109-115	17,834	41-34
3/29	76	Houston	W	109-92	12,530	42-34
3/31	77	San Antonio	W	125-116	12,243	43-34
4/1	78	at Portland	L	98-109	12,725	43-35
4/2	79	Seattle	L	102-109	12,741	43-36
4/5	80	Los Angeles	W	132-103	13,155	44-36
4/7	81	New York Nets	W	124-86	11,236	45-36
4/9	82	Kansas City	W	118-102	11,557	46-36

GOLDEN STATE WARRIORS 1977-78



BACK ROW (left to right): Assistant Coach Joe Roberts, Wesley Cox, E.C. Coleman, Robert Parish, Clifford Ray, Rick Barry, Ray Epps, Head Coach Al Attles.
FRONT: President Franklin Mieuli, Trainer Dick D'Oliva, Ricky Marsh, Sonny Parker, Nate Williams, Phil Smith,
Charles Dudley, Rickey Green; Assistant to the President Scotty Stirling.

PLAYER	G	MIN	FGM	FGA	PCT	FTM	FTA	PCT	OFF	DEF	TOT	AST	PF	DQ	STL	BLK	PTS	AVG	HI
Barry	82	3024	760	1686	.451	378	409	.924	75	374	449	446	188	1	158	45	1898	23.1	55
Smith	82	2940	648	1373	.472	316	389	.812	100	200	300	393	219	2	108	27	1612	19.7	33
Parish	82	1969	430	911	.472	165	264	.625	211	469	680	95	291	10	79	123	1025	12.5	28
Parker	82	2069	406	783	.519	122	173	.705	167	222	389	155	186	0	135	36	934	11.4	26
Williams (TOT)	73	1249	312	724	.431	101	121	.835	65	139	204	74	181	3	57	34	725	9.9	27
Williams (GS)	46	815	222	510	.435	70	84	.833	38	76	114	40	120	2	36	22	514	11.2	27
Ray	79	2268	272	476	.571	148	243	.609	236	522	758	147	291	9	74	90	692	8.8	21
Coleman	72	1801	212	446	.475	40	55	.727	117	259	376	100	253	4	66	23	464	6.4	18
Johnson	32	492	96	235	.409	7	20	.700	23	39	62	48	53	0	31	4	199	6.2	23
Dickey	22	273	60	130	.462	16	17	.941	21	28	49	11	29	0	10	2	136	6.2	18
Dudley	78	1660	127	249	.510	138	195	.708	86	201	287	409	181	0	68	2	392	5.0	14
Cox	43	453	69	173	.399	58	100	.580	42	101	143	12	82	1	21	10	196	4.6	23
Marsh	60	851	123	289	.426	23	33	.697	16	59	75	90	111	0	29	19	269	4.5	23
Green	76	1098	143	375	.381	54	90	.600	49	67	116	149	95	0	58	1	340	4.5	22
McNeill	9	67	6	18	.333	15	19	.789	2	12	14	2	14	0	0	1	27	3.0	6

NOTES


- Rick Barry set a Warriors team record in free throw percentage (.924) and led the NBA in that category.
- E.C. Coleman was selected to the NBA All-Defensive Second Team.
- Team finished above .500 for the eighth straight season.
- Missed qualifying for the playoffs by one game.

GAME-BY-GAME RESULTS RECORD 43-39



DATE	G	OPPONENT	W/L	SCORE	ATTENDANCE	RECORD
10/18	1	at Phoenix	L	83-100	9,128	0-1
10/19	2	Seattle	W	116-84	8,871	1-1
10/21	3	San Antonio	W	122-117	9,164	2-1
10/25	4	at Chicago	W	105-98	13,132	3-1
10/26	5	at Detroit	L	107-123	6,160	3-2
10/28	6	Buffalo	W	104-97	9,179	4-2
10/29	7	Philadelphia	W	113-110	13,237	5-2
11/1	8	at San Antonio	W	108-97	8,761	6-2
11/3	9	at Houston	L	111-113 (OT)	10,061	6-3
11/4	10	at New Orleans	L	102-105	15,517	6-4
11/5	11	at Atlanta	L	94-100	12,219	6-5
11/9	12	Indiana	W	132-129	9,847	7-5
11/11	13	Kansas City	L	105-106	11,890	7-6
11/13	14	at Los Angeles	L	95-97	10,975	7-7
11/18	15	Cleveland	W	108-104	12,887	8-7
11/19	16	Detroit	W	128-96	12,087	9-7
11/22	17	at Milwaukee	L	88-109	10,938	9-8
11/23	18	at Indiana	L	116-126	14,146	9-9
11/25	19	at Philadelphia	L	119-125 (OT)	18,276	9-10
11/26	20	at New York	L	106-112	19,694	9-11
11/29	21	New Jersey	W	110-101	8,488	10-11
12/3	22	Atlanta	W	118-101	12,183	11-11
12/6	23	Houston	W	107-105	10,129	12-11
12/8	24	Milwaukee	L	116-117	11,183	12-12
12/10	25	at Kansas City	W	97-92 (OT)	7,630	13-12
12/13	26	at Washington	L	96-102	8,693	13-13
12/14	27	at New Jersey	L	104-108	3,363	13-14
12/16	28	at Boston	L	113-118	12,337	13-15
12/18	29	at Cleveland	L	95-101	14,814	13-16
12/21	30	Boston	W	111-106	13,237	14-16
12/23	31	Denver	W	98-93	11,312	15-16
12/25	32	at Portland	L	97-109	12,666	15-17
12/27	33	Los Angeles	L	82-123	13,237	15-18
12/28	34	at Denver	L	108-130	17,404	15-19
12/30	35	Portland	L	99-108	13,237	15-20
1/4	36	Chicago	W	115-94	9,757	16-20
1/6	37	Detroit	W	107-106	10,334	17-20
1/8	38	at Seattle	L	91-99	14,098	17-21
1/11	39	at New Jersey	W	103-92	3,561	18-21
1/13	40	New York	W	109-96	13,237	19-21
1/14	41	New Orleans	L	111-118	13,237	19-22
1/18	42	Washington	W	113-106	10,155	20-22
1/20	43	Phoenix	W	119-104	13,237	21-22
1/22	44	at Philadelphia	L	87-99	18,276	21-23
1/24	45	at New York	L	97-99	14,532	21-24
1/25	46	at Detroit	L	95-99	4,958	21-25
1/27	47	at Buffalo	W	101-94	3,785	22-25
1/29	48	at Boston	W	99-88	11,754	23-25
1/31	49	New Jersey	W	103-92	7,956	24-25
2/2	50	Milwaukee	W	105-102	11,667	25-25
2/3	51	at Portland	L	92-112	12,666	25-26
2/7	52	Washington	W	105-102	9,935	26-26
2/9	53	Denver	W	119-108	12,376	27-26
2/10	54	at Los Angeles	L	107-135	14,327	27-27
2/11	55	San Antonio	W	122-131 (OT)	13,237	27-28
2/14	56	Boston	L	75-98	13,237	27-29
2/17	57	Phoenix	W	111-92	13,125	28-29
2/19	58	Los Angeles	L	93-115	13,237	28-30
2/22	59	at New Orleans	L	91-116	8,152	28-31
2/24	60	at Atlanta	W	97-96	6,292	29-31
2/26	61	at Washington	L	110-121	13,814	29-32
3/1	62	Philadelphia	L	119-125	13,237	29-33
3/5	63	Chicago	W	95-96	10,847	29-34
3/8	64	Cleveland	W	118-108	11,428	30-34
3/10	65	at Milwaukee	W	124-102	10,938	31-34
3/12	66	at Kansas City	W	113-106	6,212	32-34
3/14	67	at Chicago	W	103-96	10,332	33-34
3/15	68	at Denver	L	111-123	15,582	33-35
3/16	69	Atlanta	W	104-98	9,184	34-35
3/18	70	New Orleans	L	88-96	12,917	34-36
3/21	71	Buffalo	W	111-104	10,182	35-36
3/23	72	Indiana	W	119-115	10,809	36-36
3/25	73	New York	W	133-123	13,237	37-36
3/27	74	at Cleveland	L	88-98	8,567	37-37
3/28	75	at San Antonio	W	108-94	9,363	38-37
3/29	76	at Houston	W	112-89	7,164	39-37
3/31	77	at Indiana	W	111-103	10,720	40-37
4/2	78	at Phoenix	L	99-105	11,040	40-38
4/4	79	Kansas City	W	130-119	11,505	41-38
4/6	80	Portland	W	115-96	13,237	42-38
4/8	81	Seattle	W	102-87	13,237	43-38
4/9	82	at Seattle	L	105-111	13,285	43-39

**GOLDEN STATE WARRIORS
1978-79**



BACK ROW (left to right): Assistant Coach Joe Roberts, Wesley Cox, Clifford Ray, Robert Parish, Wayne Cooper, Purvis Short, Tom Abernethy, Head Coach Al Attles.

FRONT: President Franklin Mieuli, Trainer Dick D'Oliva, Raymond Townsend, Nate Williams, Phil Smith, Sonny Parker, John Lucas, P.R. Director Robert Bestor, Assistant to the President Scott Stirling.

PLAYER	G	MIN	FGM	FGA	PCT	FTM	FTA	PCT	OFF	DEF	TOT	AST	PF	DQ	STL	BLK	PTS	AVG	HI
Smith	59	2288	489	977	.501	194	255	.761	48	164	212	261	159	3	101	23	1172	19.9	37
Parish	76	2411	554	1110	.499	196	281	.698	265	651	916	115	303	10	100	217	1304	17.2	33
Lucas	82	3095	530	1146	.462	264	321	.822	65	182	247	762	229	1	152	9	1324	16.1	35
Parker	79	2893	512	1019	.502	175	222	.788	164	280	444	291	187	0	144	33	1199	15.2	28
White (TOT)	76	2338	404	910	.444	139	158	.880	42	158	200	347	173	1	80	7	947	12.5	30
White (GS)	29	833	149	314	.475	60	69	.870	20	52	72	133	73	0	26	3	358	12.3	30
Short	75	1703	369	771	.476	57	85	.671	127	220	347	97	233	6	54	12	795	10.6	27
Williams	81	1299	284	567	.501	102	117	.872	68	139	207	61	169	0	55	5	670	8.3	27
Ray	82	1917	231	439	.526	106	190	.558	213	395	608	136	264	4	47	50	568	6.9	21
Abernethy	70	1219	176	342	.515	70	94	.745	74	142	216	79	133	1	39	13	422	6.0	21
Cox	31	360	53	123	.431	40	92	.435	18	45	63	11	68	0	13	5	146	4.7	16
Townsend	65	771	127	289	.439	50	68	.735	11	44	55	91	70	0	27	6	304	4.7	24
Cooper	65	795	128	293	.437	41	61	.672	90	190	280	21	118	0	7	44	297	4.6	22
Robertson	12	74	15	40	.375	6	9	.667	6	4	10	4	10	0	8	0	36	3.0	8
Epps	13	72	10	23	.435	6	8	.750	0	5	5	2	7	0	1	0	26	2.0	10

NOTES

- Rick Barry signed as a free agent with the Houston Rockets...In exchange, the Warriors received John Lucas and cash.
 - Head Coach Al Attles won his 400th career game on 12/2/78 at Phoenix, a milestone achieved by only nine other coaches in NBA history at the time.
 - Robert Parish blocked 217 shots, a Warriors team record at the time.
- Parish became the first Warrior since Nate Thurmond in 1969 to record 30 points and 30 rebounds in one game vs. New York on 3/30/79 (30 points/32 rebounds).
 - John Lucas finished second in the NBA in assists (9.3).
- Team was the youngest in the league in both age (24.3 yrs.) and experience (2.3 yrs.).
 - Purvis Short and Wayne Cooper were selected to the NBA All-Rookie Second Team.
- Team finished below .500 for the first time in nine seasons and in last place in the division, 14 games behind Seattle.

GAME-BY-GAME RESULTS RECORD 38-44



DATE	G	OPPONENT	W/L	SCORE	ATTENDANCE	RECORD
10/14	1	San Diego	W	117-89	10,264	1-0
10/15	2	at Phoenix	L	110-129	9,750	1-1
10/18	3	Phoenix	L	112-122	7,139	1-2
10/20	4	Portland	W	111-108	8,163	2-2
10/22	5	at Milwaukee	L	107-109	10,398	2-3
10/25	6	at New Jersey	L	118-121	2,640	2-4
10/27	7	Washington	W	102-83	10,183	3-4
10/29	8	at Cleveland	W	99-94	7,622	4-4
10/31	9	at San Antonio	W	139-138 (OT)	11,568	5-4
11/1	10	at Houston	W	112-105	8,293	6-4
11/2	11	at Atlanta	W	113-106	5,467	7-4
11/4	12	at Detroit	W	103-95	10,463	8-4
11/8	13	Kansas City	L	97-105	10,451	8-5
11/10	14	Indiana	W	116-111	9,816	9-5
11/16	15	at San Diego	L	109-112	8,483	9-6
11/17	16	Chicago	L	89-100	9,332	9-7
11/18	17	Seattle	W	112-104	13,237	10-7
11/21	18	at Philadelphia	W	115-105	11,879	11-7
11/22	19	at New Jersey	L	92-100	4,212	11-8
11/23	20	at New Orleans	L	98-106	10,765	11-9
11/26	21	at Washington	L	102-110	7,325	11-10
11/29	22	Houston	W	109-94	13,237	12-10
12/1	23	New Jersey	L	110-120	9,117	12-11
12/2	24	at Phoenix	W	116-108	9,167	13-11
12/6	25	Milwaukee	W	118-111	9,734	14-11
12/8	26	San Antonio	L	105-123	12,254	14-12
12/9	27	Atlanta	W	94-84	8,140	15-12
12/12	28	Chicago	L	94-99	8,887	15-13
12/14	29	at Houston	L	123-126 (OT)	8,221	15-14
12/16	30	at San Antonio	L	96-104	9,291	15-15
12/17	31	at New Orleans	W	104-96	8,692	16-15
12/20	32	Philadelphia	W	85-81	13,237	17-15
12/22	33	Denver	L	103-107	11,377	17-16
12/25	34	at Portland	L	102-115	12,666	17-17
12/27	35	Los Angeles	L	104-106	13,237	17-18
12/29	36	New Orleans	W	118-106	10,427	18-18
1/1	37	at Seattle	W	110-97	12,469	19-18
1/3	38	Detroit	W	96-81	8,247	20-18
1/5	39	Boston	W	113-98	12,612	21-18
1/7	40	at Cleveland	L	108-112	4,335	21-19
1/9	41	at Chicago	W	103-101	7,123	22-19
1/11	42	at Kansas City	L	89-94	7,880	22-20
1/12	43	at Milwaukee	L	94-101	10,938	22-21
1/13	44	at Detroit	L	109-114	8,719	22-22
1/17	45	Houston	L	103-104	11,393	22-23
1/20	46	at Denver	L	106-109	15,187	22-24
1/21	47	at Los Angeles	L	107-113	10,404	22-25
1/24	48	New York	W	126-123	11,820	23-25
1/25	49	at Portland	L	103-108	12,666	23-26
1/26	50	Philadelphia	L	96-105	13,237	23-27
1/28	51	at Boston	L	102-103	10,029	23-28
1/29	52	at New York	W	107-104	11,172	24-28
1/31	53	at Philadelphia	W	108-106	10,009	25-28
2/2	54	at Indiana	L	84-87	9,871	25-29
2/7	55	Los Angeles	L	104-106	13,237	25-30
2/9	56	Denver	L	104-106	13,127	25-31
2/11	57	San Antonio	L	107-125	13,237	25-32
2/14	58	New Orleans	W	113-101	7,824	26-32
2/16	59	Washington	W	109-103	12,451	27-32
2/20	60	at Los Angeles	W	102-91	11,955	28-32
2/21	61	Boston	L	97-101	9,704	28-33
2/23	62	Indiana	L	94-96	8,963	28-34
2/25	63	at Washington	L	89-99	15,868	28-35
2/27	64	at New York	L	99-101	9,376	28-36
3/1	65	at Atlanta	L	86-104	6,189	28-37
3/2	66	at Indiana	W	105-98	9,591	29-37
3/4	67	at Kansas City	W	111-110 (OT)	12,556	30-37
3/7	68	Cleveland	L	101-103	8,956	30-38
3/11	69	Chicago	L	107-109	10,218	30-39
3/14	70	Atlanta	W	113-98	7,121	31-39
3/16	71	New Jersey	W	117-102	10,839	32-39
3/17	72	at San Diego	L	102-107	11,332	32-40
3/20	73	at Denver	L	102-113	14,227	32-41
3/21	74	San Diego	L	103-106	7,813	32-42
3/23	75	Milwaukee	W	116-113	10,498	33-42
3/25	76	Phoenix	L	95-111	10,651	33-43
3/28	77	Kansas City	W	132-122 (OT)	10,230	34-43
3/30	78	New York	L	114-98	8,762	35-43
4/1	79	at Seattle	L	97-102	24,802	35-44
4/3	80	Detroit	W	104-100	8,310	36-44
4/6	81	Portland	W	91-87	9,685	37-44
4/8	82	Seattle	W	89-86	8,972	38-44

GOLDEN STATE WARRIORS 1979-80



BACK ROW (left to right): Head Coach Al Attles, John Coughran, Clifford Ray, Robert Parish, Wayne Cooper, Purvis Short, Tom Abernethy, Assistant Coach John Bach, Director of Marketing Bob Bestor.
FRONT: President Franklin Mieuli, Trainer Dick D'Oliva, Bubba Wilson, Phil Smith, Sonny Parker, Jo Jo White, Raymond Townsend, John Lucas, Assistant to the President Scotty Stirling.

PLAYER	G	MIN	3-PT FG			REBOUNDS											PTS	AVG	HI			
			FGM	FGA	PCT	FG	FGA	PCT	FTM	FTA	PCT	OFF	DEF	TOT	AST	PF				DQ	STL	BLK
Short	62	1636	461	916	.503	0	6	.000	134	165	.812	119	197	316	123	186	4	63	9	1056	17.0	37
Parish	72	2119	510	1006	.507	0	1	.000	203	284	.715	247	536	783	122	248	6	58	115	1223	17.0	29
Smith	51	1552	325	685	.474	7	22	.318	135	171	.789	28	118	146	187	154	1	62	15	792	15.5	29
Parker	82	2849	483	988	.489	0	2	.000	237	302	.785	166	298	464	254	195	2	173	32	1203	14.7	36
Lucas	80	2763	388	830	.467	12	42	.286	222	289	.768	61	159	220	602	196	2	138	3	1010	12.6	27
Cooper	79	1781	367	750	.489	1	4	.250	136	181	.751	202	305	507	42	246	5	20	79	871	11.0	30
White	78	2052	336	706	.476	1	6	.167	97	114	.851	42	139	181	239	186	0	88	13	770	9.9	21
Ray	81	1683	203	383	.530	0	2	.000	84	149	.564	122	344	466	183	266	6	51	32	490	6.0	19
Townsend	75	1159	171	421	.406	4	26	.154	60	84	.714	33	56	89	116	113	0	60	4	406	5.4	17
Abernethy	67	1222	153	318	.481	0	1	.000	56	82	.683	62	129	191	87	118	0	35	12	362	5.4	20
Hillman	49	708	82	179	.458	0	0	—	34	68	.500	59	121	180	47	128	2	21	24	198	4.0	19
Johnson	9	53	12	30	.400	0	0	—	3	5	.600	6	8	14	2	11	0	1	0	27	3.0	6
Coughran	24	160	29	81	.358	2	9	.222	8	14	.571	2	17	19	12	24	0	7	1	68	2.8	11
Wilson	16	143	7	25	.280	0	0	—	3	6	.500	6	10	16	12	11	0	2	0	17	1.1	4

NOTES

- John Lucas ranked fifth in the league in assists (7.5).
- Robert Parish finished seventh in the league in rebounding (10.9).
- Sonny Parker placed eighth in the NBA in steals (2.11).
- Phil Smith missed the first 31 games due to a torn Achilles tendon.
- Head Coach Al Attles suffered a torn Achilles tendon during a practice and missed the final 21 games.
 - Assistant Coach John Bach guided the team to a 6-15 finish.
- The team posted an 0-8 record in overtime games, the worst mark in NBA history.
- Warriors finished last in the division with the second worst record in the league (24-58).

GAME-BY-GAME RESULTS

RECORD 24-58



DATE	G	OPPONENT	W/L	SCORE	ATTENDANCE	RECORD
10/12	1	at Phoenix	L	89-97	11,785	0-1
10/13	2	Chicago	L	96-102 (OT)	7,780	0-2
10/16	3	at Denver	W	108-106	11,812	1-2
10/17	4	at Kansas City	W	107-94	6,005	2-2
10/20	5	Utah	W	101-96	7,465	3-2
10/21	6	at Portland	L	74-91	12,666	3-3
10/24	7	Phoenix	L	108-110 (OT)	6,296	3-4
10/27	8	Kansas City	W	101-95	6,328	4-4
10/28	9	at Los Angeles	L	90-97	11,854	4-5
10/31	10	Portland	W	111-106	6,469	5-5
11/3	11	Denver	W	130-103	8,608	6-5
11/7	12	Los Angeles	W	126-109	13,237	7-5
11/10	13	Indiana	L	101-104	7,962	7-6
11/13	14	at San Antonio	L	127-131 (OT)	9,945	7-7
11/14	15	at Houston	L	92-133	7,287	7-8
11/15	16	Denver	W	120-102	8,608	8-8
11/17	17	Seattle	L	103-108	11,557	8-9
11/18	18	at Phoenix	W	99-95	10,409	9-9
11/20	19	at Kansas City	L	109-112	7,507	9-10
11/22	20	at Cleveland	L	93-120	5,372	9-11
11/24	21	at Chicago	W	106-101	7,927	10-11
11/25	22	at Milwaukee	L	90-114	10,938	10-12
11/28	23	San Diego	L	108-114	7,458	10-13
11/30	24	Utah	L	104-112	5,961	10-14
12/1	25	Milwaukee	L	99-109	9,357	10-15
12/2	26	at Seattle	L	98-111	16,687	10-16
12/5	27	Chicago	W	97-90	5,981	11-16
12/6	28	at San Diego	L	103-105	8,664	11-17
12/8	29	Seattle	L	100-125	9,319	11-18
12/10	30	at Utah	L	93-100	5,886	11-19
12/12	31	Detroit	L	96-114	5,716	11-20
12/15	32	San Antonio	L	101-102	8,850	11-21
12/19	33	Cleveland	L	125-128 (OT)	6,254	11-22
12/21	34	at Los Angeles	L	108-114	11,690	11-23
12/22	35	New Jersey	W	107-101	6,607	12-23
12/25	36	at Portland	L	91-113	12,666	12-24
12/26	37	at Denver	L	94-99	11,431	12-25
12/29	38	Boston	L	88-104	13,237	12-26
1/2	39	Portland	W	111-92	6,766	13-26
1/4	40	Washington	L	105-117	8,414	13-27
1/5	41	Seattle	L	112-121	9,132	13-28
1/9	42	at Phoenix	L	100-113	11,706	13-29
1/11	43	at San Diego	L	112-116	8,165	13-30
1/12	44	Phoenix	W	107-96	9,547	14-30
1/13	45	at Seattle	L	101-109	20,807	14-31
1/16	46	Los Angeles	L	96-97	12,713	14-32
1/18	47	San Diego	W	92-91	7,741	15-32
1/19	48	at Utah	L	99-116	8,836	15-33
1/23	49	Milwaukee	L	102-104	6,969	15-34
1/25	50	New York	L	105-110	12,205	15-35
1/27	51	at Washington	L	107-116	10,306	15-36
1/28	52	at New York	L	103-107	11,831	15-37
1/29	53	at Detroit	W	111-100	5,212	16-37
1/31	54	at Atlanta	L	107-111 (OT)	13,257	16-38
2/6	55	San Diego	W	117-92	8,380	17-38
2/8	56	Kansas City	L	100-107	8,370	17-39
2/10	57	Atlanta	L	96-98 (OT)	8,272	17-40
2/12	58	at Chicago	L	94-100	5,982	17-41
2/14	59	at Milwaukee	L	103-120	10,938	17-42
2/15	60	at Indiana	W	118-107	9,532	18-42
2/17	61	at Portland	L	98-103	12,666	18-43
2/20	62	Houston	W	115-102	8,345	19-43
2/22	63	Denver	L	121-122 (OT)	7,512	19-44
2/24	64	Philadelphia	L	100-103	13,237	19-45
2/26	65	at Kansas City	L	99-117	10,615	19-46
2/27	66	at New Jersey	W	133-120	4,803	20-46
2/29	67	at Boston	L	99-110	15,320	20-47
3/2	68	at Philadelphia	L	99-144	8,037	20-48
3/4	69	Utah	W	111-105	5,345	21-48
3/5	70	Chicago	L	105-106	6,435	21-49
3/8	71	Milwaukee	L	80-105	9,952	21-50
3/9	72	at San Diego	W	125-107	7,560	22-50
3/11	73	at Denver	L	87-96	11,076	22-51
3/12	74	Phoenix	L	113-122	6,963	22-52
3/16	75	Utah	W	115-103	6,683	23-52
3/18	76	at Los Angeles	L	100-113	12,026	23-53
3/19	77	Portland	L	113-115 (OT)	6,713	23-54
3/21	78	at Milwaukee	L	93-121	10,938	23-55
3/23	79	at Chicago	L	115-129	7,314	23-56
3/26	80	Kansas City	W	106-100	6,088	24-56
3/28	81	at Seattle	L	82-108	22,367	24-57
3/30	82	Los Angeles	L	93-95	12,972	24-58

**GOLDEN STATE WARRIORS
1980-81**



BACK ROW (left to right): Assistant Coach John Bach, Purvis Short, Larry Smith, Rickey Brown, Joe Barry Carroll, Sonny Parker, Bernard King, Head Coach Alvin Attles.

FRONT: Assistant to the President Scotty Stirling, Talent Consultant Pete Newell, Joe Hassett, Billy Reid, Lloyd "World" Free, Lorenzo Romar, Trainer Dick D'Oliva, President Franklin Mieuli. Not Pictured: Clifford Ray and John Lucas.

PLAYER	G	MIN	FGM	FGA	PCT	3-PT FG			REBOUNDS											PTS	AVG	HI
						FG	FGA	PCT	FTM	FTA	PCT	OFF	DEF	TOT	AST	PF	DQ	STL	BLK			
Free	65	2370	516	1157	.446	5	31	.161	528	649	.814	48	111	159	361	183	1	85	11	1565	24.1	39
King	81	2914	731	1244	.588	2	6	.333	307	437	.703	178	373	551	287	304	5	72	34	1771	21.9	50
Carroll	82	2919	616	1254	.491	0	2	.000	315	440	.716	274	485	759	117	313	10	50	121	1547	18.9	46
Short	79	2309	549	1157	.475	3	17	.176	168	205	.820	151	240	391	249	244	3	78	19	1269	16.1	45
Smith	82	2578	304	594	.512	0	0	—	177	301	.588	433	561	994	93	316	10	70	63	785	9.6	23
Hassett (TOT)	41	714	143	340	.421	53	156	.340	17	21	.810	24	44	68	74	65	0	13	2	356	8.7	23
Hassett (GS)	24	434	84	198	.424	43	116	.371	7	8	.875	13	30	43	56	44	0	8	2	218	9.1	23
Lucas	66	1919	222	506	.439	4	24	.167	107	145	.738	34	120	154	464	140	1	83	2	555	8.4	23
Parker	73	1317	191	388	.492	0	0	—	94	128	.734	101	93	194	106	112	0	67	13	476	6.5	18
White	4	43	9	18	.500	0	0	—	4	4	1.000	0	0	0	2	7	0	4	0	22	5.5	12
Romar	53	726	87	211	.412	2	6	.333	43	63	.683	10	46	56	136	64	0	27	3	219	4.1	14
Brown	45	580	83	162	.512	0	0	—	16	21	.762	52	114	166	21	103	4	9	14	182	4.0	15
Reid	59	597	84	185	.454	0	5	.000	22	39	.564	27	33	60	71	111	0	33	5	190	3.2	14
Chenier	9	82	11	33	.333	1	3	.333	6	6	1.000	1	7	8	7	10	0	0	0	29	3.2	6
Ray	66	838	64	152	.421	0	0	—	29	62	.468	73	144	217	52	194	2	24	13	157	2.4	18
Mayfield	7	54	8	18	.444	0	0	—	1	2	.500	7	2	9	1	8	0	0	1	17	2.4	6
Abernethy	10	39	1	3	.333	0	0	—	2	3	.667	1	7	8	1	5	0	1	0	4	0.4	2
Mengelt	2	11	0	4	.000	0	0	—	0	0	—	0	0	0	2	0	0	0	0	0	0.0	0

NOTES

- Traded Robert Parish and 1980 first-round draft choice (#3) on June 9, 1980 to Boston for the first and 13th picks in the 1980 NBA Draft.
- Team improved by 15 games, the best improvement in the NBA, but missed qualifying for the playoffs by one game.
 - Larry Smith finished third in the league in rebounding (12.1).
 - Bernard King established a club single-season record in field goal percentage (.588).
- King was named NBA Player of the Week (12/29-1/4) and NBA Player of the Month for January.
 - King was selected as the first ever NBA Comeback Player of the Year.
 - Joe Barry Carroll and Larry Smith were voted to the NBA All-Rookie First Team.

GAME-BY-GAME RESULTS RECORD 39-43



DATE	G	OPPONENT	W/L	SCORE	ATTENDANCE	RECORD
10/10	1	at Phoenix	L	101-121	11,590	0-1
10/11	2	San Diego	W	104-91	8,624	1-1
10/15	3	Portland	W	95-92	7,697	2-1
10/18	4	Houston	W	108-101	6,855	3-1
10/19	5	at Los Angeles	L	107-125	10,644	3-2
10/21	6	at Kansas City	W	116-111	5,097	4-2
10/23	7	at San Antonio	L	109-128	11,531	4-3
10/25	8	Dallas	W	86-79	65,70	5-3
10/28	9	at Seattle	L	102-119	12,221	5-4
10/29	10	Denver	W	115-109	7,305	6-4
10/31	11	at San Diego	L	104-120	4,030	6-5
11/1	12	San Antonio	W	123-108	10,015	7-5
11/5	13	Cleveland	W	106-98	7,654	8-5
11/7	14	at Portland	L	113-122	12,666	8-6
11/8	15	Indiana	W	118-111	6,947	9-6
11/12	16	Kansas City	W	111-101	9,572	10-6
11/15	17	Phoenix	W	119-108	13,239	11-6
11/18	18	at Washington	W	103-97	6,428	12-6
11/19	19	at Philadelphia	L	101-110	8,167	12-7
11/21	20	at Boston	L	106-108	15,320	12-8
11/22	21	at New York	W	116-110	14,759	13-8
11/27	22	Los Angeles	L	119-128	12,564	13-9
11/29	23	Phoenix	L	108-113	10,981	13-10
11/30	24	at San Diego	L	100-120	4,025	13-11
12/3	25	New Jersey	W	131-108	6,870	14-11
12/5	26	at Denver	W	119-114	7,737	15-11
12/6	27	Los Angeles	W	119-103	13,329	16-11
12/7	28	at Phoenix	L	88-106	11,449	16-12
12/10	29	Seattle	L	103-108	10,770	16-13
12/13	30	Houston	L	97-99	7,362	16-14
12/14	31	at Los Angeles	L	113-122	11,643	16-15
12/17	32	Portland	L	113-115	7,714	16-16
12/19	33	at San Antonio	L	111-126	9,442	16-17
12/20	34	at Dallas	W	101-98	5,848	17-17
12/22	35	at Houston	W	114-99	6,697	18-17
12/25	36	at Portland	L	114-115	12,666	18-18
12/26	37	at Utah	W	110-109	11,783	19-18
12/27	38	Seattle	W	104-98	10,303	20-18
12/30	39	at Kansas City	W	106-104	11,742	21-18
1/2	40	Boston	W	121-106	13,239	22-18
1/3	41	Philadelphia	L	105-119	13,239	22-19
1/7	42	Dallas	L	109-111	7,246	22-20
1/10	43	Detroit	W	105-103	8,389	23-20
1/11	44	at Seattle	W	106-98	14,580	24-20
1/14	45	Utah	L	107-110	10,793	24-21
1/16	46	Atlanta	L	110-111	7,833	24-22
1/21	47	Milwaukee	L	98-105	13,239	24-23
1/23	48	at Utah	W	103-101	6,247	25-23
1/24	49	New York	W	117-110	12,349	26-23
1/27	50	at Chicago	L	101-118	8,742	26-24
1/28	51	at Indiana	L	102-108	11,129	26-25
1/29	52	at Detroit	W	117-112	3,335	27-25
2/4	53	Portland	W	115-100	10,465	28-25
2/6	54	Washington	L	110-116	8,958	28-26
2/7	55	at Denver	L	125-135	10,453	28-27
2/8	56	Utah	W	107-101	8,362	29-27
2/10	57	at Atlanta	L	108-116	8,715	29-28
2/13	58	at Milwaukee	W	110-106	11,052	30-28
2/14	59	at Cleveland	L	90-108	6,957	30-29
2/15	60	at New Jersey	L	132-134	7,758	30-30
2/17	61	at Phoenix	L	109-118	11,433	30-31
2/18	62	Chicago	W	103-100	10,317	31-31
2/20	63	San Diego	L	114-115	10,808	31-32
2/22	64	Kansas City	W	104-96	9,533	32-32
2/24	65	at San Antonio	L	126-131	9,163	32-33
2/27	66	at Denver	L	130-137	9,658	32-34
2/28	67	at Kansas City	W	110-101	8,498	33-34
3/4	68	Utah	W	107-105	10,199	34-34
3/6	69	Dallas	W	115-109	8,694	35-34
3/7	70	Seattle	W	106-103	10,706	36-34
3/8	71	at Portland	L	112-120 (OT)	12,666	36-35
3/11	72	at Houston	L	92-109	8,119	36-36
3/12	73	at Dallas	L	118-120	5,380	36-37
3/15	74	San Antonio	L	112-114 (OT)	10,520	36-38
3/18	75	Houston	W	118-117	13,239	37-38
3/19	76	at San Diego	L	113-139	5,360	37-39
3/21	77	Phoenix	W	114-105	12,478	38-39
3/22	78	Los Angeles	L	118-120	13,239	38-40
3/24	79	at Los Angeles	L	103-110	17,505	38-41
3/25	80	San Diego	W	120-114	12,117	39-41
3/28	81	Denver	L	139-142	13,239	39-42
3/29	82	at Seattle	L	92-96	18,842	39-43

GOLDEN STATE WARRIORS 1981-82



SEATED ON TOP (left to right): Lorenzo Romar, World Free, President Franklin Mieuli, Mike Gale, Joe Hassett.
STANDING: Joe Barry Carroll, Hank McDowell, Larry Smith, Rickey Brown. SEATED: Assistant Coach John Bach, Trainer Dick D'Oliva, Sonny Parker, Bernard King, Head Coach Alvin Attles, Purvis Short, Lewis Lloyd, Sam Williams and Executive Vice President Ken Macker.

PLAYER	G	MIN	3-PT FG			REBOUNDS			FTM	FTA	PCT	OFF	DEF	TOT	AST	PF	DQ	STL	BLK	PTS	AVG	HI
			FG	FGA	PCT	FG	FGA	PCT														
King	79	2861	740	1307	.566	1	5	.200	352	499	.705	140	329	469	282	285	6	78	23	1833	23.2	45
Free	78	2796	650	1452	.448	10	56	.179	479	647	.740	118	130	248	419	222	1	71	8	1789	22.9	37
Carroll	76	2627	527	1016	.519	0	1	.000	235	323	.728	210	423	633	64	265	8	64	127	1289	17.0	33
Short	76	1782	456	935	.488	6	28	.214	177	221	.801	123	143	266	209	220	3	65	10	1095	14.4	35
Smith	74	2213	220	412	.534	0	1	.000	88	159	.553	279	534	813	83	291	7	65	54	528	7.1	20
Romar	79	1259	203	403	.504	3	15	.200	79	96	.823	12	86	98	226	103	0	60	13	488	6.2	17
Williams	59	1073	154	277	.556	0	0	—	49	89	.551	91	217	308	38	156	0	45	76	357	6.1	23
Hassett	68	787	144	382	.377	71	214	.332	31	37	.838	13	40	53	104	94	1	30	3	390	5.7	20
Brown	82	1260	192	418	.459	0	0	—	86	122	.705	136	228	364	19	243	4	36	29	470	5.7	20
Gale	75	1793	185	373	.496	0	5	.000	51	65	.785	37	152	189	261	173	1	121	28	421	5.6	14
Parker	71	899	116	245	.473	0	0	—	48	72	.667	73	104	177	89	101	0	39	11	280	3.9	15
Lloyd	16	95	25	45	.556	0	0	—	7	11	.636	9	7	16	6	20	0	5	1	57	3.6	11
McDowell	30	335	34	84	.405	0	0	—	27	41	.659	41	59	100	20	52	1	6	8	95	3.2	9

NOTES

- Head Coach Alvin Attles posted his 500th career coaching victory vs. Dallas on 1/2/82, a milestone only five other NBA coaches had reached at the time.
- Bernard King (eighth) and World Free (ninth) became the first Warriors duo to finish among the league's top 10 in scoring in the same season since 1960-61 (Wilt Chamberlain and Paul Arizin).
 - Warriors' overall field goal percentage (.496) was a club record at the time.
 - King was the first Warrior in four years to appear in the NBA All-Star Game.
 - King was selected to the All-NBA Second Team.
- For the second straight year, the Warriors were one game short of qualifying for the playoffs.

GAME-BY-GAME RESULTS RECORD 45-37



DATE	G	OPPONENT	W/L	SCORE	ATTENDANCE	RECORD
10/30	1	at Denver	L	121-134	11,898	0-1
10/31	2	Utah	W	106-91	7,193	1-1
11/4	3	Portland	L	108-109	7,688	1-2
11/5	4	at Utah	L	101-110	6,189	1-3
11/7	5	Denver	W	152-107	7,210	2-3
11/10	6	Seattle	L	113-123	7,549	2-4
11/13	7	Houston	W	102-100	8,556	3-4
11/14	8	at Dallas	W	118-112	8,540	4-4
11/18	9	New Jersey	W	121-107	9,463	5-4
11/19	10	at San Diego	W	105-100	10,241	6-4
11/21	11	San Antonio	W	129-122	12,801	7-4
11/24	12	at Washington	L	88-107	5,615	7-5
11/25	13	at Boston	L	101-122	15,320	7-6
11/27	14	at Milwaukee	W	113-96	11,052	8-6
11/29	15	at Kansas City	L	100-104	6,951	8-7
12/2	16	Chicago	W	120-119	8,202	9-7
12/5	17	San Diego	W	138-113	8,503	10-7
12/8	18	at Portland	W	122-108	12,666	11-7
12/9	19	Phoenix	W	134-127 (20T)	8,785	12-7
12/12	20	Kansas City	W	98-96	8,973	13-7
12/13	21	at Los Angeles	L	118-122	13,103	13-8
12/15	22	Detroit	L	104-108	6,568	13-9
12/17	23	Los Angeles	W	120-115	13,239	14-9
12/19	24	Atlanta	W	126-109	6,870	15-9
12/23	25	at Phoenix	L	103-118	10,623	15-10
12/26	26	Phoenix	W	112-96	11,203	16-10
12/28	27	at Seattle	L	100-104	19,563	16-11
12/29	28	Philadelphia	L	135-142	13,239	16-12
1/1	29	Kansas City	W	125-93	7,355	17-12
1/2	30	Dallas	W	119-100	7,401	18-12
1/5	31	Houston	L	111-112	7,502	18-13
1/7	32	San Antonio	L	112-123	8,055	18-14
1/9	33	Indiana	W	115-106	7,679	19-14
1/12	34	at Phoenix	L	121-133	10,940	19-15
1/13	35	Denver	W	143-128	7,682	20-15
1/15	36	New York	W	104-102	10,680	21-15
1/17	37	at Seattle	L	97-122	20,705	21-16
1/20	38	San Diego	W	99-108	7,085	21-17
1/23	39	Milwaukee	W	119-113	13,239	22-17
1/27	40	at Cleveland	L	106-110	4,184	22-18
1/28	41	at Chicago	W	111-110	9,117	23-18
2/2	42	Los Angeles	W	119-117	13,239	24-18
2/3	43	at Phoenix	W	90-88	11,185	25-18
2/5	44	Seattle	L	99-108	13,239	25-19
2/7	45	San Antonio	W	116-111	10,777	26-19
2/9	46	at Utah	L	107-123	7,007	26-20
2/11	47	at New York	L	117-120	9,483	26-21
2/12	48	at New Jersey	L	98-109	16,221	26-22
2/14	49	at Kansas City	W	103-93	6,524	27-22
2/17	50	Boston	W	121-105	13,239	28-22
2/19	51	at Los Angeles	L	106-126	17,505	28-23
2/20	52	Washington	W	110-102	11,901	29-23
2/23	53	at San Antonio	L	123-143	9,648	29-24
2/25	54	at Dallas	W	106-104	7,547	30-24
2/26	55	at Houston	L	95-111	15,676	30-25
2/28	56	at Atlanta	W	105-77	7,425	31-25
3/2	57	Cleveland	W	117-108	8,236	32-25
3/4	58	Dallas	W	104-98	8,645	33-25
3/5	59	at San Diego	W	117-116 (OT)	5,228	34-25
3/7	60	Portland	L	102-106	10,616	34-26
3/9	61	at Indiana	W	92-85	6,895	35-26
3/10	62	at Philadelphia	L	114-134	15,187	35-27
3/12	63	at Detroit	L	117-121	13,204	35-28
3/14	64	at Denver	L	101-127	12,228	35-29
3/17	65	Kansas City	L	116-117	7,552	35-30
3/18	66	Portland	L	95-109	12,666	35-31
3/21	67	Utah	W	113-102	7,969	36-31
3/23	68	Phoenix	W	95-91	11,044	37-31
3/25	69	at Utah	W	107-105	5,263	38-31
3/26	70	Portland	W	102-89	11,931	39-31
3/28	71	Houston	L	92-94	13,068	39-32
3/30	72	at San Antonio	W	113-107	11,298	40-32
4/1	73	at Houston	L	101-104	11,484	40-33
4/3	74	at Dallas	W	107-102	9,295	41-33
4/6	75	at San Diego	W	110-96	3,185	42-33
4/7	76	Denver	L	121-129	10,688	42-34
4/10	77	San Diego	W	132-119	8,860	43-34
4/11	78	at Portland	L	106-116 (OT)	12,666	43-35
4/13	79	Los Angeles	W	106-101	13,239	44-35
4/14	80	at Seattle	W	104-93	19,376	45-35
4/16	81	at Los Angeles	L	109-125	17,505	45-36
4/17	82	Seattle	L	94-95	13,239	45-37

GOLDEN STATE WARRIORS 1982-83



BACK ROW (left to right): Larry Smith, Chris Engler, Joe Barry Carroll, Head Coach Alvin Attles, Purvis Short, Assistant Coach John Bach, Mickey Johnson, Lewis Lloyd. MIDDLE: Trainer Dick D'Olivea, Sam Williams, President Franklin Mieuil, Lorenzo Romar, Executive Vice President Ken Mackler, Ron Brewer, Mike Gale. FRONT: Lester Conner, Eric Floyd, Derek Smith.

PLAYER	G	MIN	3-PT FG			REBOUNDS			3-PT FG			REBOUNDS			PF	DQ	STL	BLK	PTS	AVG	HI	
			FGM	FGA	PCT	FG	FGA	PCT	FTM	FTA	PCT	OFF	DEF	TOT								AST
Carroll	79	2988	785	1529	.513	0	3	.000	337	469	.719	220	468	688	169	260	7	108	155	1907	24.1	52
Free	19	700	164	364	.451	0	3	.000	106	149	.711	22	22	44	89	66	1	15	3	434	22.8	38
Short	67	2397	589	1209	.487	4	15	.267	255	308	.828	145	209	354	228	242	3	94	14	1437	21.4	40
Johnson (TOT)	78	2053	391	921	.425	3	36	.083	312	380	.821	163	331	494	255	288	10	82	46	1097	14.1	32
Johnson (GS)	30	899	162	359	.451	1	17	.059	141	170	.829	88	157	245	100	131	6	25	23	466	15.5	28
Richardson	33	1074	176	427	.412	4	31	.129	55	87	.632	45	100	145	245	124	2	101	9	411	12.5	31
Brewer (TOT)	74	1964	344	807	.426	7	18	.389	142	170	.835	59	85	144	96	123	0	90	25	837	11.3	33
Brewer (GS)	53	1401	246	562	.438	7	15	.467	98	119	.824	50	57	107	69	96	0	70	19	597	11.3	28
Lloyd	73	1350	293	566	.518	1	4	.250	100	139	.719	77	183	260	130	109	0	61	31	687	9.4	30
L. Smith	49	1433	180	306	.588	0	0	—	53	99	.535	209	276	485	46	186	5	36	20	413	8.4	23
Williams	75	1533	252	479	.526	0	1	.000	123	171	.719	153	240	393	45	244	4	71	89	627	8.4	26
Floyd (TOT)	76	1248	226	527	.429	10	25	.400	150	180	.833	56	81	137	138	134	3	58	17	612	8.1	28
Floyd (GS)	33	754	134	311	.431	6	11	.545	112	135	.830	40	55	95	71	78	2	39	8	386	11.7	28
Romar	82	2130	266	572	.465	10	33	.303	78	105	.743	23	115	138	455	142	0	98	5	620	7.6	22
Hassett	6	139	19	44	.432	1	9	.111	0	0	.000	3	8	11	21	14	0	2	0	39	6.5	10
Brown	50	743	118	245	.482	0	0	—	40	65	.615	56	122	178	16	126	0	8	21	276	5.5	21
Conner	75	1416	145	303	.479	0	4	.000	79	113	.699	69	152	221	253	141	1	116	7	369	4.9	16
Duerod	5	49	9	19	.474	0	0	—	0	0	—	0	3	3	5	5	0	2	1	18	3.6	8
McDowell	14	130	13	29	.448	0	0	—	14	18	.778	15	15	30	4	26	0	2	4	40	2.9	12
Kenon (TOT)	16	146	19	45	.422	0	0	—	7	11	.636	14	16	30	5	15	0	2	0	45	2.8	22
Kenon (GS)	11	121	17	39	.436	0	0	—	7	11	.636	13	13	26	5	13	0	1	0	41	3.7	12
D. Smith	27	154	21	51	.412	0	2	.000	17	25	.680	10	28	38	2	40	0	0	4	59	2.2	10
Engler	54	369	38	94	.404	0	0	—	5	16	.313	43	61	104	11	95	1	7	17	81	1.5	8

NOTES


- Warriors players missed 238 games due to injury or illness, the most recorded in the NBA at that time.
- Team consisted of a club record 19 different players (record since eclipsed).
- Joe Barry Carroll finished seventh in league scoring (24.1) and Purvis Short ranked 19th (21.4).
- Team finished fifth in the division, 28 games behind Los Angeles.

GAME-BY-GAME RESULTS RECORD 30-52



DATE	G	OPPONENT	W/L	SCORE	ATTENDANCE	RECORD
10/29	1	at Los Angeles	W	132-117	15,802	1-0
10/30	2	Houston	W	117-110	7,506	2-0
11/3	3	New York	W	99-97	13,335	3-0
11/5	4	San Antonio	L	104-105	10,590	3-1
11/6	5	at Denver	L	118-127	12,929	3-2
11/9	6	at Portland	L	96-111	12,666	3-3
11/10	7	Cleveland	L	120-132 (OT)	6,390	3-4
11/13	8	Atlanta	W	114-101	12,010	4-4
11/16	9	at Chicago	L	120-125	5,706	4-5
11/17	10	at Indiana	L	122-124 (OT)	3,076	4-6
11/19	11	at Detroit	L	102-106	9,165	4-7
11/20	12	at San Antonio	L	112-134	8,369	4-8
11/23	13	New Jersey	L	103-110	9,200	4-9
11/27	14	Seattle	L	118-133	12,968	4-10
11/28	15	at Los Angeles	L	127-142	16,125	4-11
11/30	16	Phoenix	W	110-98	6,759	5-11
12/2	17	at Dallas	L	100-110	7,678	5-12
12/3	18	at Kansas City	W	123-107	5,882	6-12
12/5	19	Utah	W	119-111	5,911	7-12
12/7	20	San Diego	W	121-114	6,587	8-12
12/9	21	Portland	L	98-107	6,407	8-13
12/10	22	at Seattle	W	101-100	13,711	9-13
12/11	23	Los Angeles	L	107-128	13,335	9-14
12/14	24	Dallas	W	122-113	5,737	10-14
12/16	25	at Phoenix	W	98-94	9,141	11-14
12/18	26	Kansas City	L	90-106	7,268	11-15
12/21	27	Houston	W	92-85	6,427	12-15
12/23	28	at Seattle	L	95-120	10,791	12-16
12/27	29	at Denver	L	125-130	7,730	12-17
12/29	30	Los Angeles	L	110-120	13,335	12-18
1/1	31	at Portland	L	74-102	12,666	12-19
1/2	32	Indiana	W	114-105	5,192	13-19
1/4	33	Utah	L	88-100	5,403	13-20
1/6	34	Portland	W	94-93	6,322	14-20
1/8	35	Seattle	W	110-104	12,269	15-20
1/11	36	at New York	L	79-103	7,995	15-21
1/12	37	at Boston	L	117-139	15,320	15-22
1/14	38	at Washington	W	116-104	6,847	16-22
1/16	39	at Milwaukee	L	108-109	9,011	16-23
1/18	40	Dallas	L	102-112	6,163	16-24
1/19	41	at Utah	W	103-95	7,606	17-24
1/21	42	Denver	W	136-121	9,351	18-24
1/22	43	at San Diego	L	89-99	4,229	18-25
1/27	44	at Houston	L	84-98	6,421	18-26
1/29	45	Milwaukee	W	110-102	11,671	19-26
2/3	46	Philadelphia	L	111-117	13,335	19-27
2/5	47	San Antonio	W	106-102	8,766	20-27
2/6	48	Phoenix	L	92-109	8,646	20-28
2/9	49	at Kansas City	L	98-103	6,084	20-29
2/10	50	at San Antonio	L	109-128	8,384	20-30
2/15	51	Washington	W	111-93	7,543	21-30
2/17	52	San Diego	L	102-112	8,061	21-31
2/19	53	Boston	W	115-109	13,335	22-31
2/20	54	at Seattle	L	112-116	15,006	22-32
2/22	55	at Atlanta	W	109-97	5,532	23-32
2/23	56	at Cleveland	L	98-99	3,412	23-33
2/25	57	at New Jersey	L	107-115	12,458	23-34
2/27	58	at Philadelphia	L	104-115	17,584	23-35
3/1	59	Detroit	L	103-114	8,671	23-36
3/2	60	Denver	L	108-128	6,508	23-37
3/4	61	at Phoenix	L	102-109	13,027	23-38
3/5	62	Utah	W	127-121	7,906	24-38
3/8	63	Los Angeles	L	112-116	13,335	24-39
3/10	64	at Houston	W	119-109	6,136	25-39
3/12	65	at San Antonio	L	120-131	9,805	25-40
3/15	66	at Denver	L	115-139	12,558	25-41
3/16	67	Chicago	L	111-113	8,150	25-42
3/18	68	Houston	L	120-122	6,702	25-43
3/20	69	at Kansas City	L	114-128	5,773	25-44
3/22	70	at Dallas	L	102-111	9,978	25-45
3/26	71	at San Diego	L	117-121 (OT)	4,039	25-46
3/29	72	Dallas	W	109-106	5,972	26-46
4/1	73	at Utah	L	108-112	9,572	26-47
4/2	74	Kansas City	L	112-122	5,232	26-48
4/5	75	at Phoenix	L	106-126	9,033	26-49
4/7	76	Portland	W	118-107	4,129	27-49
4/8	77	at Los Angeles	L	107-118	15,176	27-50
4/10	78	San Diego	W	102-93	3,474	28-50
4/12	79	Phoenix	L	108-115	3,632	28-51
4/13	80	at San Diego	W	113-92	3,842	29-51
4/15	81	at Portland	L	106-112	12,666	29-52
4/16	82	Seattle	W	133-122 (OT)	7,713	30-52

GOLDEN STATE WARRIORS 1983-84



BACK ROW (left to right): Assistant Coach Bob Zuffelato, Executive Vice President Ken Macker, Larry Smith, Russell Cross, Chris Engler, Joe Barry Carroll, Darren Tillis, Mickey Johnson, Pace Mannion, Head Coach John Bach.
FRONT: Vice President of Player Personnel/Marketing Director Bob Bestor, Trainer Dick D'Oliva, Don Collins, Lester Conner, Eric Floyd, President Franklin Mieuli, Purvis Short, Mike Bratz, General Manager Alvin Attles.

PLAYER	G	MIN	FGM	FGA	PCT	3-PT FG			FTA	PCT	REBOUNDS					PTS	AVG	HI				
						FG	FGA	PCT			FTM	FTM	FTA	OFF	DEF				TOT	AST	PF	DQ
Short	79	2945	714	1509	.473	22	72	.306	353	445	.793	184	254	438	246	252	2	103	11	1803	22.8	57
Carroll	80	2962	663	1390	.477	0	1	.000	313	433	.723	235	401	636	198	244	9	103	142	1639	20.5	32
Floyd	77	2555	484	1045	.463	8	45	.178	315	386	.816	87	184	271	269	216	0	103	31	1291	16.8	38
Johnson	78	2122	359	852	.421	5	29	.172	339	432	.785	198	320	518	219	290	3	101	3	1062	13.6	40
Conner	82	2573	360	730	.493	1	6	.167	186	259	.718	132	173	305	401	176	1	162	12	907	11.1	24
Smith	75	2091	244	436	.560	0	0	—	94	168	.560	282	390	672	72	274	6	61	22	582	7.8	25
Collins	61	957	187	387	.483	1	5	.200	65	89	.730	62	67	129	67	119	1	43	14	440	7.2	22
Bratz	82	1428	213	521	.409	15	51	.294	120	137	.876	41	102	143	252	155	0	84	6	561	6.8	23
Brewer	13	210	27	58	.466	0	1	.000	11	17	.647	5	8	13	6	10	0	6	5	65	5.0	10
Williams	7	59	11	26	.423	0	0	—	6	7	.857	4	9	13	2	6	0	6	3	28	4.0	11
Cross	45	354	64	112	.571	0	0	—	38	91	.418	35	47	82	22	58	0	12	7	166	3.7	15
Tillis	72	730	108	254	.425	0	2	.000	41	63	.651	75	109	184	24	176	1	12	60	257	3.6	15
Mannion	57	469	50	126	.397	3	13	.231	18	23	.783	23	36	59	47	63	0	25	2	121	2.1	14
Romar	3	15	2	5	.400	0	1	.000	2	4	.500	1	1	1	1	1	0	0	0	6	2.0	4
Engler	46	360	33	83	.398	0	0	—	14	23	.609	27	70	97	11	68	0	9	3	80	1.7	10

NOTES


- John Bach became the oldest rookie head coach in NBA history at the age of 58.
- Purvis Short scored an NBA season-high 57 points on 1/7/84 vs. San Antonio.
 - Short finished 10th in the league in scoring (22.8).
 - Short was chosen NBA Player of the Week for 1/2-1/8.
 - Lester Conner ranked ninth in the NBA in steals (1.98).
- Mickey Johnson was the NBA Player of the Week for 2/27-3/4.
- Team finished fifth in the division and missed the playoffs by one game.

GAME-BY-GAME RESULTS RECORD 37-45



DATE	G	OPPONENT	W/L	SCORE	ATTENDANCE	RECORD
10/28	1	at Seattle	W	110-109	15,372	1-0
10/29	2	Portland	W	97-95	6,550	2-0
11/1	3	at Kansas City	L	114-116	8,140	2-1
11/3	4	at Utah	L	112-129	6,147	2-2
11/5	5	New York	W	102-100	10,876	3-2
11/8	6	Atlanta	W	97-90	7,021	4-2
11/10	7	Phoenix	L	99-104	5,267	4-3
11/12	8	Cleveland	W	109-102	6,780	5-3
11/13	9	at Phoenix	L	98-113	9,206	5-4
11/15	10	San Antonio	W	115-112	7,450	6-4
11/17	11	Denver	L	120-131	6,104	6-5
11/19	12	at Houston	L	105-125	9,358	6-6
11/22	13	at Washington	W	102-101	4,895	7-6
11/23	14	at Milwaukee	L	94-118	8,795	7-7
11/25	15	at Indiana	W	110-105	8,111	8-7
11/26	16	at Dallas	L	109-115	12,190	8-8
11/29	17	Los Angeles	L	105-111	11,761	8-9
12/1	18	Kansas City	W	106-95	4,463	9-9
12/2	19	at San Diego	L	108-109	4,511	9-10
12/6	20	Seattle	W	108-103	6,788	10-10
12/8	21	Detroit	W	130-129	6,617	11-10
12/10	22	Dallas	L	123-126 (OT)	8,281	11-11
12/11	23	at Portland	L	101-105	12,666	11-12
12/13	24	New Jersey	L	122-133	7,315	11-13
12/15	25	Kansas City	W	119-116	4,971	12-13
12/17	26	at Utah	L	111-127	8,567	12-14
12/18	27	San Diego	W	99-97	4,744	13-14
12/20	28	Phoenix	L	105-109	6,329	13-15
12/22	29	Los Angeles	W	109-102	10,621	14-15
12/23	30	at Los Angeles	L	116-123	13,116	14-16
12/27	31	Utah	L	102-111	9,905	14-17
12/28	32	at Phoenix	L	105-128	10,506	14-18
12/30	33	at Los Angeles	W	116-105	14,177	15-18
1/3	34	Philadelphia	W	115-106	13,355	16-18
1/7	35	San Antonio	W	154-133	11,491	17-18
1/10	36	at Atlanta	L	101-103	4,079	17-19
1/11	37	at Boston	L	112-135	14,890	17-20
1/13	38	at New Jersey	W	114-111	10,352	18-20
1/14	39	at Philadelphia	L	103-129	16,071	18-21
1/17	40	San Diego	W	123-110	6,867	19-21
1/19	41	Portland	W	107-103	8,619	20-21
1/21	42	at Denver	L	115-126	10,885	20-22
1/24	43	at Houston	L	98-118	10,138	20-23
1/25	44	at Dallas	L	110-112 (OT)	11,774	20-24
1/26	45	at San Antonio	L	116-123	7,926	20-25
1/31	46	Milwaukee	L	119-123 (OT)	12,095	20-26
2/2	47	San Antonio	W	117-107	5,802	21-26
2/4	48	Phoenix	W	107-104	10,278	22-26
2/6	49	at New York	L	94-116	9,868	22-27
2/8	50	at Cleveland	L	108-119	2,675	22-28
2/10	51	at Detroit	L	116-134	15,440	22-29
2/11	52	at Chicago	L	96-101	5,089	22-30
2/14	53	Seattle	W	105-102	6,521	23-30
2/16	54	Boston	L	115-125	13,335	23-31
2/18	55	Washington	W	113-107	8,135	24-31
2/21	56	Denver	W	135-133	6,537	25-31
2/23	57	San Diego	L	103-108	6,015	25-32
2/25	58	at Houston	W	118-112	10,560	26-32
2/28	59	Denver	W	140-137 (OT)	7,616	27-32
3/2	60	at San Diego	W	110-103	5,599	28-32
3/3	61	Houston	L	106-108	13,335	28-33
3/6	62	Indiana	W	125-109	6,472	29-33
3/10	63	at Dallas	L	103-120	16,436	29-34
3/11	64	at Kansas City	W	115-109	6,607	30-34
3/13	65	Chicago	L	101-112	8,080	30-35
3/15	66	Utah	L	111-115	8,590	30-36
3/17	67	at Portland	L	96-133	12,666	30-37
3/18	68	at Seattle	L	99-126	8,586	30-38
3/20	69	Seattle	W	103-102	7,948	31-38
3/23	70	at Utah	W	115-104	6,241	32-38
3/24	71	Portland	L	94-106	9,034	32-39
3/27	72	at San Antonio	L	116-117 (OT)	9,373	32-40
3/29	73	at Phoenix	L	119-124 (OT)	9,027	32-41
3/30	74	at San Diego	L	112-124	4,279	32-42
4/1	75	at Los Angeles	L	110-121	13,754	32-43
4/3	76	Houston	W	99-92	6,811	33-43
4/5	77	at Denver	W	128-124	13,880	34-43
4/7	78	Kansas City	W	98-99	9,000	35-43
4/10	79	Los Angeles	W	117-115	13,335	36-43
4/12	80	at Seattle	L	100-105	9,939	36-44
4/13	81	at Portland	L	101-102	12,666	36-45
4/15	82	Dallas	W	98-96	6,733	37-45

GOLDEN STATE WARRIORS 1984-85



BACK ROW (left to right): Assistant Coach Bob Zuffelato, Peter Thibeaux, Gary Plummer, Chuck Aleksinas, Jerome Whitehead, Mickey Johnson, Larry Smith, Head Coach John Bach.

FRONT: Othell Wilson, Lester Conner, Purvis Short, Eric Floyd, Mike Bratz, Terry Teagle, Trainer Dick D'Oliva. Not Pictured: Steve Burt.

PLAYER	G	MIN	FGM	FGA	PCT	3-PTFG			REBOUNDS											PTS	AVG	HI
						FG	FGA	PCT	FTM	FTA	PCT	OFF	DEF	TOT	AST	PF	DQ	STL	BLK			
Short	78	3081	819	1780	.460	47	150	.313	501	613	.817	157	241	398	234	255	4	116	27	2186	28.0	59
Floyd	82	2873	610	1372	.445	42	143	.294	336	415	.810	62	140	202	406	226	1	134	41	1598	19.5	33
Johnson	66	1565	304	714	.426	7	30	.233	260	316	.823	149	247	396	149	221	5	70	35	875	13.3	27
Whitehead	79	2536	421	825	.510	0	0	—	184	235	.783	219	403	622	53	322	8	45	43	1026	13.0	27
Smith	80	2497	366	690	.530	0	0	—	155	256	.605	405	464	869	96	285	5	78	54	887	11.1	21
Teagle (TOT)	21	349	74	137	.540	2	4	.500	25	35	.714	22	21	43	14	36	0	13	5	175	8.3	24
Teagle (GS)	19	344	73	135	.541	2	4	.500	25	35	.714	22	21	43	14	34	0	13	5	173	9.1	24
Conner	79	2258	246	546	.451	4	20	.200	144	192	.750	87	159	246	369	136	1	161	13	640	8.1	21
Bratz	56	746	106	250	.424	0	0	—	69	82	.841	11	47	58	122	76	1	47	4	287	5.1	19
Aleksinas	74	1114	161	337	.478	0	1	.000	55	75	.733	87	183	270	36	171	1	15	15	377	5.1	15
Thibeaux	51	461	94	195	.482	0	2	.000	43	67	.642	29	40	69	17	85	1	11	17	231	4.5	22
Wilson	74	1260	134	291	.460	3	16	.188	54	76	.711	35	96	131	217	122	0	77	12	325	4.4	15
Burt	47	418	72	188	.383	0	1	.000	53	77	.688	10	8	28	20	76	0	21	4	197	4.2	14
Plummer	66	702	92	232	.397	1	4	.250	65	92	.707	54	80	134	26	127	1	15	14	250	3.8	16

NOTES

- Warriors tied with Indiana for the worst record in the NBA (22-60).
 - Posted a 17-24 mark at home, but were 5-36 on the road.
- Allowed opponents the highest field goal percentage (.536) and points against average (117.7) in the NBA.
- Veteran free agent center Joe Barry Carroll did not sign a contract and played in Italy for the duration of the regular season.
 - Purvis Short finished fourth in the NBA in scoring (28.0).
 - Larry Smith ranked sixth in the league in rebounding (10.9).
 - Lester Conner finished 10th in the NBA in steals (2.04).


GAME-BY-GAME RESULTS RECORD 22-60



DATE	G	OPPONENT	W/L	SCORE	ATTENDANCE	RECORD
10/26	1	Phoenix	L	114-122	6,547	0-1
10/27	2	at Denver	L	121-125	8,256	0-2
10/30	3	at L.A. Lakers	L	110-144	11,545	0-3
11/1	4	San Antonio	L	108-123	3,980	0-4
11/3	5	Utah	W	112-107	5,280	1-4
11/8	6	L.A. Lakers	W	122-106	10,523	2-4
11/9	7	at Utah	L	117-125 (OT)	8,743	2-5
11/11	8	at Portland	L	97-109	12,666	2-6
11/13	9	at Seattle	L	102-109	5,105	2-7
11/15	10	Dallas	W	117-112	4,625	3-7
11/17	11	New Jersey	L	114-131	7,784	3-8
11/20	12	at New York	L	101-106	8,863	3-9
11/21	13	at Boston	L	91-135	14,890	3-10
11/23	14	at Cleveland	W	107-106	5,402	4-10
11/24	15	at Milwaukee	L	97-103	10,656	4-11
11/27	16	Chicago	W	109-103	13,295	5-11
11/29	17	Kansas City	W	110-107	3,782	6-11
12/1	18	at Phoenix	L	103-115	11,051	6-12
12/4	19	Utah	L	105-107	4,918	6-13
12/6	20	Houston	W	114-113	13,295	7-13
12/8	21	Phoenix	L	98-102	6,192	7-14
12/11	22	L.A. Clippers	L	104-116	5,806	7-15
12/12	23	at L.A. Lakers	L	107-131	12,476	7-16
12/14	24	Portland	W	105-92	4,858	8-16
12/16	25	at L.A. Clippers	L	85-103	6,862	8-17
12/18	26	Denver	L	122-126 (OT)	5,309	8-18
12/21	27	Seattle	W	94-91	4,391	9-18
12/25	28	at Portland	L	97-106	12,666	9-19
12/27	29	at Seattle	W	101-98	8,440	10-19
12/29	30	Philadelphia	L	95-109	13,295	10-20
1/3	31	Indiana	L	96-112	4,695	10-21
1/5	32	Houston	L	94-103	13,295	10-22
1/7	33	at Kansas City	L	101-110	4,794	10-23
1/8	34	at San Antonio	L	94-139	6,578	10-24
1/10	35	Seattle	L	85-89	4,778	10-25
1/12	36	L.A. Clippers	L	102-104	7,856	10-26
1/15	37	Dallas	L	104-149	6,247	10-27
1/16	38	at Denver	L	107-115	7,235	10-28
1/19	39	L.A. Lakers	L	109-130	13,295	10-29
1/21	40	at Indiana	L	127-129 (2OT)	6,848	10-30
1/22	41	at Washington	L	104-109	5,987	10-31
1/24	42	at Detroit	L	118-137	9,446	10-32
1/26	43	at Kansas City	L	111-120	4,999	10-33
1/29	44	Milwaukee	L	101-108	7,060	10-34
1/31	45	Portland	L	109-129	6,717	10-35
2/2	46	New York	W	114-98	9,321	11-35
2/4	47	at San Antonio	L	109-114 (OT)	6,918	11-36
2/6	48	at Dallas	L	103-129	16,663	11-37
2/7	49	at Houston	L	105-112	11,921	11-38
2/12	50	Utah	L	110-122	5,668	11-39
2/13	51	at L.A. Clippers	L	105-108	7,230	11-40
2/15	52	Boston	L	100-107	13,295	11-41
2/17	53	Washington	W	125-121 (2OT)	6,565	12-41
2/19	54	at Atlanta	L	104-107	4,731	12-42
2/20	55	at Philadelphia	L	116-137	10,256	12-43
2/22	56	at New Jersey	W	131-127	10,061	13-43
2/23	57	at Chicago	L	125-140	11,457	13-44
2/26	58	Seattle	W	128-119	5,104	14-44
2/28	59	Portland	L	124-120	5,355	15-44
3/2	60	L.A. Clippers	W	108-102	7,403	16-44
3/4	61	Cleveland	L	104-108	5,048	16-45
3/6	62	at L.A. Lakers	L	119-145	15,371	16-46
3/9	63	at Phoenix	W	118-115	12,730	17-46
3/12	64	San Antonio	W	145-122	6,516	18-46
3/14	65	Atlanta	L	112-120	6,523	18-47
3/15	66	at Portland	L	101-126	12,666	18-48
3/17	67	at L.A. Clippers	W	109-100	8,738	19-48
3/18	68	at Utah	L	125-136	8,274	19-49
3/20	69	at Seattle	L	109-123	5,641	19-50
3/21	70	Detroit	L	113-122	8,458	19-51
3/23	71	Phoenix	W	123-109	6,655	20-51
3/26	72	at Dallas	L	107-134	16,997	20-52
3/27	73	at San Antonio	L	120-121	8,820	20-53
3/29	74	at Houston	L	116-121	11,300	20-54
3/30	75	at Kansas City	L	121-137	4,999	20-55
4/2	76	Dallas	L	121-127	5,113	20-56
4/4	77	Houston	W	113-108	10,322	21-56
4/6	78	Kansas City	W	141-125	4,836	22-56
4/7	79	at Denver	L	125-130	10,089	22-57
4/11	80	L.A. Lakers	L	130-137	10,400	22-58
4/13	81	Denver	L	120-127	6,176	22-59
4/14	82	at Phoenix	L	111-124	10,121	22-60

GOLDEN STATE WARRIORS

1985-86



BACK ROW (left to right): Assistant Coach Bob Zuffelato, Peter Thibeaux, Gary Plummer, Peter Verhoeven, Joe Barry Carroll, Jerome Whitehead, Greg Ballard, Larry Smith, Head Coach John Bach. FRONT: Owner and President Franklin Mieuli, Assistant General Manager Hal Childs, Lester Conner, Eric Floyd, Purvis Short, Chris Mullin, Geoff Huston, Terry Teagle, Trainer Dick D'Oiliva.

PLAYER	G	MIN	FGM	FGA	PCT	3-PT FG				REBOUNDS					PF	DQ	STL	BLK	PTS	AVG	HI	
						FG	FGA	PCT	FTM	FTA	PCT	OFF	DEF	TOT								AST
Short	64	2427	633	1313	.482	15	49	.306	351	406	.865	126	203	329	237	229	5	92	22	1632	25.5	44
Carroll	79	2801	650	1404	.463	0	2	.000	377	501	.752	193	477	670	176	277	13	101	143	1677	21.2	34
Floyd	82	2764	510	1007	.506	39	119	.328	351	441	.796	76	221	297	746	199	2	157	16	1410	17.2	32
Teagle	82	2158	475	958	.496	4	25	.160	211	265	.796	96	139	235	115	241	2	71	34	1165	14.2	33
Mullin	55	1391	287	620	.463	5	27	.185	189	211	.896	42	73	115	105	130	1	70	23	768	14.0	26
Smith	77	2441	314	586	.536	0	1	.000	112	227	.493	384	472	856	95	286	7	62	50	740	9.6	21
Ballard	75	1792	272	570	.477	17	35	.486	101	126	.802	132	285	417	83	174	0	65	8	662	8.8	25
Thibeaux	42	531	100	233	.429	2	5	.400	29	48	.604	28	47	75	28	82	1	23	15	231	5.5	18
Huston	82	1208	140	273	.513	2	6	.333	63	92	.685	10	55	65	342	67	0	38	4	345	4.2	13
Conner	36	413	51	136	.375	0	0	—	40	54	.741	25	37	62	43	23	0	24	1	144	4.0	11
Whitehead	81	1079	126	294	.429	0	0	—	60	97	.619	94	234	328	19	176	2	18	19	312	3.9	18
Verhoeven	61	749	90	167	.539	1	2	.500	25	43	.581	65	95	160	29	141	3	29	17	206	3.4	16
Williams	5	25	2	5	.400	0	0	—	3	6	.500	0	6	6	0	7	1	1	2	7	1.4	2
Grevier	1	1	0	1	.000	0	0	—	0	0	—	0	0	0	0	0	0	0	0	0	0.0	0

NOTES

- Larry Smith established a team record with 16 offensive rebounds vs. Denver on 3/23/86, marking the fourth-highest total ever recorded in the NBA at the time.
 - Purvis Short finished fifth in the NBA in scoring (25.5).
 - Joe Barry Carroll ranked 17th in the NBA in scoring (21.2).
- Larry Smith ranked sixth in the league in rebounding (11.1).
 - Eric Floyd ranked sixth in the NBA in assists (9.1).
- Warriors selected Chris Mullin with the seventh pick in the 1985 NBA Draft.
 - Mullin finished second in the league in free throw percentage (.896).
- Oakland Coliseum Arena seating expanded from 13,295 to 15,011 and the Warriors recorded six sellouts.


GAME-BY-GAME RESULTS

RECORD 30-52



DATE	G	OPPONENT	W/L	SCORE	ATTENDANCE	RECORD
10/25	1	Denver	L	105-119	6,593	0-1
10/27	2	at Portland	L	99-116	12,666	0-2
10/29	3	Chicago	L	105-111	11,210	0-3
10/31	4	New York	W	111-104	12,181	1-3
11/2	5	L.A. Lakers	L	116-120	14,401	1-4
11/5	6	at Utah	L	99-118	9,794	1-5
11/6	7	Seattle	W	105-101	5,506	2-5
11/8	8	Atlanta	W	130-119	14,780	3-5
11/10	9	Sacramento	W	117-111	11,568	4-5
11/12	10	L.A. Clippers	W	127-115	10,067	5-5
11/14	11	at Sacramento	L	103-112	10,333	5-6
11/16	12	Phoenix	W	118-105	12,895	6-6
11/19	13	at Cleveland	W	110-104	8,825	7-6
11/20	14	at Philadelphia	L	113-117	10,070	7-7
11/22	15	at Detroit	L	96-115	14,560	7-8
11/23	16	at Chicago	L	108-135	10,377	7-9
11/26	17	at Houston	L	108-130	13,926	7-10
11/27	18	Denver	W	104-102	11,359	8-10
11/30	19	Utah	L	88-89	12,309	8-11
12/2	20	at Utah	L	100-103	9,376	8-12
12/3	21	Dallas	L	100-107	7,332	8-13
12/5	22	L.A. Clippers	W	121-104	6,263	9-13
12/7	23	at Dallas	L	110-120	17,007	9-14
12/8	24	at San Antonio	L	114-121	5,572	9-15
12/10	25	at Portland	L	92-94	12,666	9-16
12/11	26	Phoenix	L	113-123	6,795	9-17
12/13	27	Portland	L	124-127 (OT)	11,792	9-18
12/15	28	Seattle	W	112-105	6,437	10-18
12/17	29	at Denver	L	114-122	8,356	10-19
12/18	30	at L.A. Clippers	L	99-103	12,907	10-20
12/21	31	at Phoenix	L	98-115	10,140	10-21
12/26	32	Sacramento	W	131-121	10,431	11-21
12/27	33	at Seattle	L	102-114	10,440	11-22
12/29	34	at L.A. Lakers	W	130-122	17,505	12-22
1/2	35	Houston	L	115-120	15,011	12-23
1/4	36	San Antonio	L	116-122	9,526	12-24
1/5	37	at Portland	L	120-136	12,666	12-25
1/7	38	at Houston	L	115-124	15,646	12-26
1/10	39	at San Antonio	L	94-124	7,326	12-27
1/11	40	at Dallas	L	123-127 (OT)	17,007	12-28
1/13	41	Indiana	W	119-108	7,199	13-28
1/15	42	Utah	W	150-104	7,050	14-28
1/17	43	Sacramento	L	111-125	11,409	14-29
1/19	44	at Milwaukee	L	109-122	10,920	14-30
1/21	45	at New York	L	114-121 (OT)	19,090	14-31
1/22	46	at Atlanta	L	100-131	4,494	14-32
1/24	47	at Boston	L	114-135	14,890	14-33
1/25	48	at Indiana	L	101-124	11,441	14-34
1/28	49	New Jersey	L	113-117	8,138	14-35
1/30	50	Milwaukee	L	108-120	8,421	14-36
2/1	51	Philadelphia	W	125-121	15,011	15-36
2/4	52	at Phoenix	L	118-127	9,930	15-37
2/11	53	L.A. Lakers	W	137-113	15,011	16-37
2/13	54	Washington	W	109-105	10,125	17-37
2/15	55	at Denver	L	100-113	15,343	17-38
2/17	56	Houston	L	110-116	11,222	17-39
2/19	57	Boston	L	100-115	15,011	17-40
2/21	58	at L.A. Clippers	W	125-123	7,824	18-40
2/23	59	at Sacramento	L	124-127	10,333	18-41
2/25	60	at New Jersey	W	116-109	10,060	19-41
2/27	61	at Washington	L	102-114	8,125	19-42
3/1	62	at Dallas	L	110-119	17,007	19-43
3/3	63	at L.A. Lakers	L	117-127	16,045	19-44
3/4	64	San Antonio	W	129-126 (OT)	6,068	20-44
3/6	65	L.A. Lakers	L	111-112	15,011	20-45
3/8	66	Cleveland	W	138-128	8,842	21-45
3/10	67	Seattle	L	108-111	5,900	21-46
3/12	68	at Utah	W	118-111	10,235	22-46
3/16	69	Phoenix	W	130-112	6,044	23-46
3/18	70	L.A. Clippers	W	126-122	5,458	24-46
3/20	71	at Seattle	L	104-116	5,096	24-47
3/23	72	Denver	W	113-111	9,305	25-47
3/25	73	Detroit	W	125-121	11,897	26-47
3/27	74	San Antonio	W	121-118	5,745	27-47
3/29	75	Portland	W	130-129	7,766	28-47
3/30	76	at L.A. Lakers	L	117-124	17,505	28-48
4/1	77	at Houston	L	121-125	14,803	28-49
4/2	78	at Phoenix	L	101-110	10,383	28-50
4/5	79	at L.A. Clippers	W	107-106	10,832	29-50
4/8	80	Dallas	W	129-115	5,452	30-50
4/11	81	Portland	L	130-131	6,863	30-51
4/12	82	at Seattle	L	101-121	12,019	30-52

GOLDEN STATE WARRIORS 1986-87



BACK ROW (left to right): Head Coach George Karl, Purvis Short, Rod Higgins, Greg Ballard, Joe Barry Carroll, Jerome Whitehead, Larry Smith, Ben McDonald, Clinton Smith, Assistant Coach and Director of Player Personnel Jack McMahon.
FRONT: Owner and Chairman James Fitzgerald, Owner and President Daniel Finnane, Chris Mullin, Eric Floyd, Terry Teagle, Perry Moss, Kevin Henderson, Trainer Dick D'Oliva, Assistant Coach Herman Kull, Assistant Coach Ed Gregory.

PLAYER	G	MIN	FGM	FGA	PCT	3-PT FG			FTM	FTA	PCT	REBOUNDS			PF	DQ	STL	BLK	PTS	AVG	
						FG	FGA	PCT				OFF	DEF	TOT							
Carroll	81	2724	690	1461	.472	0	0	—	340	432	.787	173	416	589	214	255	2	92	123	1720	21.2
Floyd	82	3064	503	1030	.488	73	190	.384	462	537	.860	56	212	268	848	199	1	146	18	1541	18.8
Short	34	950	240	501	.479	4	17	.235	137	160	.856	55	82	137	86	103	1	45	7	621	18.3
Mullin	82	2377	477	928	.514	19	63	.302	269	326	.825	39	142	181	261	217	1	98	36	1242	15.1
Teagle	82	1650	370	808	.458	0	10	.000	182	234	.778	68	107	175	105	190	0	68	13	922	11.2
L. Smith	80	2374	297	544	.546	0	1	.000	113	197	.574	366	551	917	95	295	7	7	156	707	8.8
Higgins	73	1497	214	412	.519	3	17	.176	200	240	.833	72	165	237	96	145	0	40	21	631	8.6
Ballard	82	1579	248	564	.440	15	40	.375	68	91	.747	99	241	340	108	167	0	50	15	579	7.1
McDonald	63	1284	164	360	.456	1	8	.125	24	38	.632	63	120	183	84	200	5	27	8	353	5.6
Whitehead	73	937	147	327	.450	0	1	.000	79	113	.699	110	152	262	24	175	1	16	12	373	5.6
Washburn	35	385	57	145	.393	0	1	.000	18	51	.353	36	65	101	16	51	0	6	8	132	3.8
Moss	64	698	91	207	.440	1	14	.071	49	69	.710	29	66	95	90	96	0	42	3	232	3.6
C. Smith	41	341	50	117	.427	0	2	.000	27	36	.750	26	30	56	45	36	0	13	1	127	3.1
Henderson	5	45	3	8	.375	0	0	—	2	2	1.000	1	2	3	11	9	0	1	0	8	1.6

Western Conference First Round

Warriors win series 3-2

April 23	Golden State 85 at Utah 99
April 25	Golden State 100 at Utah 103
April 29	Utah 95 at Golden State 110
May 1	Utah 94 at Golden State 98
May 3	Golden State 118 at Utah 113

Western Conference Semifinals

Lakers win series 4-1

May 5	Golden State 116 at L.A. Lakers 125
May 7	Golden State 101 at L.A. Lakers 116
May 9	L.A. Lakers 133 at Golden State 108
May 10	L.A. Lakers 121 at Golden State 129
May 12	Golden State 106 at L.A. Lakers 118

NOTES


- Jim Fitzgerald and Dan Finnane purchased the Warriors franchise from Franklin Mieuli (May 23, 1986).
 - George Karl was named head coach & finished second in Coach of the Year balloting.
 - Joe Barry Carroll and Eric Floyd selected to the NBA Western Conference All-Star Team.
 - Floyd set a club record for assists and ranked second in the league (10.3).
- Floyd also established a club record for three-point field goals made (73 - record since eclipsed).
 - Larry Smith finished sixth in the NBA in rebounding (11.5).
 - Warriors qualified for the playoffs for the first time in 10 seasons.
- Floyd scored an NBA playoff-high 51 points in Game 4 of Conference Semifinals vs. Lakers, setting NBA playoff records with 39 points in the second half, including 29 in the fourth quarter.

GAME-BY-GAME RESULTS RECORD 42-40



DATE	G	OPPONENT	W/L	SCORE	ATTENDANCE	RECORD
10/31	1	at Phoenix	L	123-127	11,615	0-1
11/1	2	Denver	W	131-109	10,584	1-1
11/3	3	New York	W	104-95	9,016	2-1
11/5	4	Portland	W	102-92	7,717	3-1
11/7	5	Cleveland	L	114-115	9,463	3-2
11/11	6	at Portland	L	108-126	12,666	3-3
11/13	7	Philadelphia	W	112-104	15,025	4-3
11/15	8	Seattle	L	121-127	7,655	4-4
11/18	9	at Milwaukee	L	85-111	10,585	4-5
11/19	10	at Cleveland	W	112-104	8,113	5-5
11/21	11	at Boston	L	120-135	14,890	5-6
11/22	12	at New York	W	97-93	12,688	6-6
11/25	13	Utah	W	111-106	7,594	7-6
11/28	14	at Sacramento	W	103-97	10,333	8-6
11/29	15	Chicago	W	113-106	15,025	9-6
12/2	16	Houston	W	104-99	9,657	10-6
12/4	17	L.A. Lakers	W	116-106	15,025	11-6
12/6	18	Dallas	L	104-109	11,509	11-7
12/7	19	at L.A. Lakers	L	100-132	14,937	11-8
12/9	20	Phoenix	W	94-109	7,059	11-9
12/11	21	at Houston	W	111-104	15,853	12-9
12/13	22	at San Antonio	W	117-102	6,486	13-9
12/16	23	at L.A. Clippers	W	119-117	6,813	14-9
12/18	24	Washington	L	110-128	11,819	14-10
12/20	25	at Denver	L	112-128	10,498	14-11
12/21	26	at Seattle	W	121-112	5,228	15-11
12/23	27	Portland	W	112-111	9,402	16-11
12/26	28	at Detroit	L	106-121	18,478	16-12
12/27	29	at Atlanta	L	108-119	16,074	16-13
12/29	30	at Washington	L	105-125	8,053	16-14
12/30	31	at Chicago	W	102-99	15,317	17-14
1/2	32	Sacramento	W	115-109	11,726	18-14
1/4	33	Phoenix	L	101-104	6,266	18-15
1/6	34	Houston	W	118-100	10,431	19-15
1/8	35	Seattle	L	108-115	7,790	19-16
1/10	36	L.A. Lakers	W	124-109	15,025	20-16
1/13	37	San Antonio	W	111-109	8,546	21-16
1/15	38	at L.A. Lakers	L	109-129	17,505	21-17
1/16	39	L.A. Clippers	W	118-106	7,831	22-17
1/18	40	at Portland	W	116-103	12,666	23-17
1/20	41	at Sacramento	L	114-123	10,333	23-18
1/21	42	at Denver	L	112-129	8,842	23-19
1/23	43	at Utah	L	100-123	12,212	23-20
1/27	44	Milwaukee	L	115-119	12,215	23-21
1/28	45	at Phoenix	L	104-131	9,939	23-22
1/30	46	Seattle	W	127-119	9,276	24-22
2/1	47	New Jersey	W	150-147 (4OT)	9,395	25-22
2/3	48	at San Antonio	L	103-111	5,926	25-23
2/5	49	at Houston	L	110-120	16,016	25-24
2/10	50	Indiana	L	125-126 (OT)	8,804	25-25
2/12	51	Boston	L	112-134	15,025	25-26
2/14	52	Atlanta	W	103-96	15,025	26-26
2/16	53	at Indiana	L	93-112	9,012	26-27
2/18	54	at Philadelphia	L	103-114	16,111	26-28
2/19	55	at New Jersey	W	110-106	11,791	27-28
2/21	56	at Dallas	L	111-122 (OT)	17,007	27-29
2/23	57	Dallas	L	95-121	10,609	27-30
2/26	58	L.A. Clippers	W	129-108	6,501	28-30
2/27	59	at L.A. Lakers	L	109-121	17,505	28-31
3/3	60	L.A. Lakers	L	109-114	15,025	28-32
3/5	61	Houston	W	109-105	11,998	29-32
3/8	62	San Antonio	W	137-111	9,914	30-32
3/10	63	Sacramento	W	125-114	10,816	31-32
3/11	64	at L.A. Clippers	W	121-111	8,298	32-32
3/15	65	at Portland	L	108-119	12,666	32-33
3/17	66	at Utah	L	103-118	11,649	32-34
3/19	67	Portland	W	125-124	10,241	33-34
3/21	68	at Phoenix	W	105-102	13,060	34-34
3/25	69	Detroit	W	127-115	15,025	35-34
3/27	70	at Seattle	W	106-105	9,091	36-34
3/28	71	Utah	W	116-110	12,808	37-34
4/2	72	at Denver	L	96-132	8,871	37-35
4/3	73	at Dallas	L	116-136	17,007	37-36
4/5	74	at San Antonio	W	120-119 (OT)	5,858	38-36
4/7	75	Denver	L	126-129 (OT)	6,666	38-37
4/9	76	Dallas	L	100-125	10,106	38-38
4/11	77	at Sacramento	W	124-118 (OT)	10,333	39-38
4/12	78	Utah	L	107-109	7,992	39-39
4/14	79	at L.A. Clippers	W	117-108	6,362	40-39
4/15	80	Phoenix	L	116-119	6,688	40-40
4/18	81	at Seattle	W	132-127	9,428	41-40
4/19	82	L.A. Clippers	W	105-85	5,730	42-40

GOLDEN STATE WARRIORS 1987-88



BACK ROW (left to right): Director of Player Personnel Jack McMahon, Ben McDonald, Jerome Whitehead, Dave Feitl, Ralph Sampson, Dave Hoppen, Tellis Frank, Larry Smith, Rod Higgins, General Manager Don Nelson, Head Coach George Karl.
FRONT: Assistant Coach Herman Kull, Assistant Coach Ed Gregory, Trainer Tom Abdenour, Tony White, Steve Harris, Winston Garland, Terry Leate, Otis Smith, Chris Mullin, Owner and Chairman Jim Fitzgerald.

PLAYER	G	MIN	FGM	FGA	PCT	3-PT FG			FTM	FTA	PCT	REBOUNDS			PF	STL	TO	BLK	PTS	AVG		
						FG	FGA	PCT				OFF	DEF	TOT							AST	
Floyd	18	680	132	301	.439	1	20	.050	116	139	.835	26	65	91	178	46	27	67	2	318	21.2	
Mullin	60	2033	470	926	.508	34	97	.351	239	270	.885	58	147	205	290	136	113	156	32	1213	20.2	
Sampson (TOT)	48	1663	299	682	.438	2	11	.182	149	196	.760	140	322	462	122	164	41	171	88	749	15.6	
Sampson (GS)	29	958	180	411	.438	0	5	.000	86	111	.775	82	208	290	85	101	24	109	55	446	18.4	
Higgins	68	2188	381	725	.526	19	39	.487	273	322	.840	94	199	293	188	188	70	111	31	1054	15.5	
Carroll	14	408	79	209	.378	0	1	.000	59	74	.797	21	72	93	19	46	13	43	25	217	13.5	
Teagle	47	958	240	546	.454	1	9	.111	97	121	.802	41	40	81	61	95	32	80	4	514	12.6	
Garland	67	2122	340	775	.439	13	39	.333	138	157	.879	68	159	227	429	188	116	167	7	831	12.4	
O. Smith (TOT)	72	1549	325	662	.491	13	41	.317	178	229	.777	126	121	247	155	160	91	107	42	841	11.7	
O. Smith (GS)	57	1358	288	569	.506	13	41	.317	157	201	.781	110	107	217	144	137	86	95	36	746	13.1	
Harris (TOT)	58	1084	223	487	.458	0	7	.000	89	113	.788	53	73	126	87	89	50	56	8	535	9.2	
Harris (GS)	44	885	189	401	.471	0	6	.000	74	97	.763	41	64	105	70	74	42	50	6	452	10.3	
Frank	78	1597	242	565	.428	0	1	.000	150	207	.725	95	235	330	111	267	53	109	23	634	8.1	
McDonald	81	2039	258	552	.467	9	35	.257	87	111	.784	133	202	335	138	246	39	93	8	612	7.6	
Feitl	70	1128	182	404	.450	0	4	.000	94	134	.701	83	252	335	53	146	15	87	9	458	6.5	
L. Smith	20	499	58	123	.472	0	1	.000	11	27	.407	79	103	182	25	63	12	36	11	127	6.4	
Minniefield	11	202	25	48	.521	1	5	.200	14	23	.609	8	13	21	38	26	15	16	0	65	5.9	
Hoppen (TOT)	39	642	84	183	.459	0	1	.000	54	62	.871	58	116	174	32	87	13	37	6	222	5.7	
Hoppen (GS)	36	607	80	172	.465	0	1	.000	51	59	.864	54	113	167	30	84	13	35	6	211	5.9	
Whitehead	72	1221	174	360	.483	0	0	—	59	82	.720	109	212	321	39	209	32	49	21	407	5.7	
White (TOT)	49	581	111	249	.446	0	6	.000	37	54	.722	12	19	31	59	57	20	47	2	261	5.3	
White (GS)	35	462	94	203	.463	0	5	.000	30	41	.732	11	17	28	49	43	19	34	0	218	6.1	
Washburn	8	86	14	32	.438	0	0	—	5	8	.625	9	11	20	4	3	10	1	7	0	33	4.2
Henderson	12	170	19	48	.396	0	1	.000	10	14	.714	6	11	17	21	24	4	8	15	0	48	4.0
Washington	6	56	7	14	.500	0	0	—	2	2	1.000	9	10	19	0	13	4	4	4	16	2.7	
Wade	11	123	3	20	.150	0	2	.000	2	4	.500	3	12	15	34	13	7	13	1	8	0.7	

NOTES

- Don Nelson named executive vice president on 7/1/87, general manager on 12/31/87 and head coach effective after season on 4/5/88.
- Traded Joe Barry Carroll and Eric Floyd to Houston for Ralph Sampson and Steve Harris on 12/12/87.
 - Team suffered 204 missed games due to player injury or illness.
 - Utilized a then-franchise record 21 players during the season.
- Chris Mullin missed 22 games (12/12/87-1/29/88) as he voluntarily entered an alcohol rehabilitation program.
 - Team posted the second-worst road record in franchise history (4-37).
- Head Coach George Karl resigned on 3/23/88 and Assistant Coach Ed Gregory served as acting head coach for the final 18 games.


GAME-BY-GAME RESULTS RECORD 20-62



DATE	G	OPPONENT	W/L	SCORE	ATTENDANCE	RECORD
11/6	1	at Sacramento	L	106-134	10,333	0-1
11/7	2	Denver	L	99-103	13,223	0-2
11/10	3	at Phoenix	L	109-123	9,470	0-3
11/11	4	Phoenix	W	130-115	8,568	1-3
11/13	5	at L.A. Clippers	L	95-97	5,760	1-4
11/14	6	L.A. Lakers	L	110-118	15,025	1-5
11/15	7	at Milwaukee	L	108-120	10,716	1-6
11/18	8	at Atlanta	L	92-95	10,129	1-7
11/20	9	at Detroit	L	108-131	20,362	1-8
11/21	10	at New York	L	91-99	12,590	1-9
11/24	11	L.A. Clippers	L	120-123 (20T)	8,361	1-10
11/27	12	Philadelphia	W	109-103	14,617	2-10
12/1	13	Chicago	L	97-98	15,025	2-11
12/4	14	at Dallas	L	95-116	17,007	2-12
12/5	15	at Houston	L	96-121	16,611	2-13
12/9	16	Cleveland	W	113-112	10,257	3-13
12/11	17	Atlanta	L	93-109	13,972	3-14
12/12	18	at Utah	L	93-127	12,212	3-15
12/17	19	L.A. Lakers	L	106-113	15,025	3-16
12/19	20	Seattle	L	102-129	12,998	3-17
12/22	21	at Portland	L	91-136	12,666	3-18
12/23	22	Denver	W	129-117	10,071	4-18
12/26	23	at San Antonio	L	96-105	10,632	4-19
12/30	24	at Utah	L	103-104	12,212	4-20
1/2	25	Boston	L	110-115	15,025	4-21
1/5	26	San Antonio	W	129-119	8,981	5-21
1/7	27	Houston	L	113-120	15,025	5-22
1/9	28	Dallas	L	99-115	12,907	5-23
1/12	29	at L.A. Lakers	L	113-117	17,505	5-24
1/13	30	at Seattle	L	115-144	7,909	5-25
1/15	31	L.A. Clippers	W	123-116	9,108	6-25
1/16	32	at Denver	L	94-115	14,241	6-26
1/18	33	at Boston	L	101-121	14,890	6-27
1/20	34	at New Jersey	W	103-101	8,116	7-27
1/22	35	at Washington	L	91-115	12,703	7-28
1/23	36	at Chicago	L	94-121	17,856	7-29
1/25	37	Milwaukee	L	105-108	11,452	7-30
1/27	38	Portland	W	115-110	11,010	8-30
1/29	39	Utah	W	102-100	11,124	9-30
2/1	40	at Indiana	L	88-90	10,626	9-31
2/3	41	at Philadelphia	L	84-96	14,284	9-32
2/4	42	at Cleveland	W	96-90 (0T)	10,117	10-32
2/9	43	Sacramento	W	117-99	11,358	11-32
2/11	44	Indiana	L	107-108	9,532	11-33
2/13	45	Seattle	W	109-95	13,502	12-33
2/15	46	at San Antonio	W	126-122	5,484	13-33
2/16	47	at Houston	L	116-121	16,611	13-34
2/19	48	at Dallas	L	100-113	17,007	13-35
2/22	49	San Antonio	W	123-111	7,992	14-35
2/24	50	Detroit	L	93-107	14,340	14-36
2/26	51	New York	L	119-125	15,025	14-37
2/27	52	at Seattle	L	111-114	10,752	14-38
2/29	53	Washington	L	105-110	11,361	14-39
3/2	54	Houston	L	101-108	12,589	14-40
3/4	55	at L.A. Lakers	L	107-120	17,505	14-41
3/5	56	at Portland	L	117-123	12,666	14-42
3/8	57	Seattle	W	116-121 (0T)	11,178	14-43
3/10	58	New Jersey	W	128-112	9,008	15-43
3/11	59	at L.A. Clippers	W	101-96	7,276	16-43
3/13	60	at Houston	L	112-125	16,611	16-44
3/14	61	at Dallas	L	101-121	17,007	16-45
3/16	62	Phoenix	L	112-118	7,820	16-46
3/18	63	Portland	L	116-121	12,955	16-47
3/20	64	L.A. Lakers	L	127-130	15,025	16-48
3/23	65	Sacramento	W	126-118	9,391	17-48
3/25	66	at L.A. Clippers	L	98-113	7,884	17-49
3/26	67	Denver	L	108-131	9,893	17-50
3/30	68	at Phoenix	L	105-123	10,662	17-51
3/31	69	at Utah	L	92-115	12,444	17-52
4/2	70	at Denver	L	107-123	11,824	17-53
4/5	71	San Antonio	L	104-117	8,283	17-54
4/6	72	at Seattle	L	102-114	9,520	17-55
4/8	73	Phoenix	W	112-111	8,317	18-55
4/10	74	at Sacramento	L	115-121	10,333	18-56
4/11	75	Utah	L	102-113	9,168	18-57
4/13	76	Dallas	W	112-110	8,120	19-57
4/15	77	at Portland	L	113-147	12,666	19-58
4/16	78	L.A. Clippers	W	113-110	9,100	20-58
4/19	79	at Phoenix	L	107-122	8,939	20-59
4/20	80	Portland	L	117-131	9,049	20-60
4/22	81	Sacramento	W	109-117	10,577	20-61
4/24	82	at L.A. Lakers	L	100-136	17,505	20-62

GOLDEN STATE WARRIORS

1988-89



BACK ROW (left to right): Equipment Manager Scott Pruneau, Rod Higgins, Tellis Frank, Manute Bol, Ralph Sampson, Larry Smith, Chris Mullin, Mitch Richmond, Head Coach and General Manager Don Nelson. FRONT (left to right): Athletic Trainer Tom Abdenour, John Starks, Otis Smith, Winston Garland, Steve Alford, Terry Teagle, Assistant Coach Sam Schuler, Assistant Coach Garry St. Jean.

PLAYER	G	MIN	3-PT FG			REBOUNDS											PTS	AVG			
			FGM	FGA	PCT	FG	FGA	PCT	FTM	FTA	PCT	OFF	DEF	TOT	AST	PF			STL	TO	BLK
Mullin	82	3093	830	1630	.509	23	100	.230	493	553	.892	152	331	483	415	178	176	296	39	2176	26.5
Richmond	79	2717	649	1386	.468	33	90	.367	410	506	.810	158	310	468	334	223	82	269	13	1741	22.0
Teagle	66	1569	409	859	.476	2	12	.167	182	225	.809	110	153	263	96	173	79	116	17	1002	15.2
Garland	79	2661	466	1074	.434	10	43	.233	203	251	.809	101	227	328	505	216	175	187	14	1145	14.5
Higgins	81	1887	301	633	.476	66	168	.393	188	229	.821	111	265	376	160	172	39	76	42	856	10.6
O. Smith	80	1597	311	715	.435	7	37	.189	174	218	.798	128	202	330	140	165	88	129	40	803	10.0
Ralph Sampson	61	1086	164	365	.449	3	8	.375	62	95	.653	105	202	307	77	170	31	90	65	393	6.4
L. Smith	80	1897	219	397	.552	0	0	—	18	58	.310	272	380	652	118	248	61	110	54	456	5.7
Alford (TOT)	66	906	148	324	.457	20	55	.364	50	61	.820	10	62	72	92	57	45	45	3	366	5.5
Alford (GS)	57	868	145	313	.463	20	53	.377	49	59	.831	10	59	69	83	54	44	44	3	359	6.3
Starks	36	316	51	125	.408	10	26	.385	34	52	.654	15	26	41	27	36	23	39	3	146	4.1
Bol	80	1769	127	344	.369	20	91	.220	40	66	.606	116	346	416	27	226	11	79	345	314	3.9
Jones(TOT)	9	105	12	30	.400	0	0	—	8	13	.615	8	10	18	9	8	5	8	2	32	3.6
Jones(GS)	2	13	3	5	.600	0	0	—	0	0	—	2	0	2	2	0	3	1	0	6	3.0
Frank	32	245	34	91	.374	0	1	.000	39	51	.765	26	35	61	15	59	14	29	6	107	3.3
McDonald	11	103	13	19	.684	0	0	—	9	15	.600	4	8	12	5	11	4	3	0	35	3.2
Whitehead	5	42	3	6	.500	0	0	—	1	2	.500	0	5	5	2	8	1	2	0	7	1.4
Graham	7	22	3	10	.300	0	0	—	2	4	.500	8	3	11	0	6	0	2	0	8	1.1
Stroeder (TOT)	5	22	2	5	.400	0	0	—	0	0	—	5	9	14	3	3	0	3	2	4	0.8
Stroeder (GS)	4	20	2	5	.400	0	0	—	0	0	—	5	9	14	3	1	0	2	2	4	1.0

Western Conference First Round

Warriors win series 3-0

April 27	Golden State 123 at Utah 119
April 29	Golden State 99 at Utah 91
May 2	Utah 106 at Golden State 120

Western Conference Semifinals

Suns win series 4-1

May 6	Golden State 103 at Phoenix 130
May 9	Golden State 127 at Phoenix 122
May 11	Phoenix 113 at Golden State 104
May 13	Phoenix 135 at Golden State 99
May 16	Golden State 104 at Phoenix 116

NOTES

- Scored an NBA record 57 third quarter points vs. Sacramento on 3/4/89.
- All-Star/All-NBA Second Team member Chris Mullin finished fifth in the NBA in scoring (26.5) and free throw percentage (.892).
- Mitch Richmond captured the NBA Rookie of the Year Award and was the league's only unanimous All-Rookie First Team member.
- Mullin and Richmond were the top scoring teammates in the NBA with a combined average of 48.6 ppg.
 - Manute Bol led the NBA in blocked shots (4.31 bpg) and established a league record by averaging a rejection every 5.13 minutes.


GAME-BY-GAME RESULTS

RECORD 43-39



DATE	G	OPPONENT	W/L	SCORE	ATTENDANCE	RECORD
11/5	1	Phoenix	W	117-104	15,025	1-0
11/8	2	L.A. Lakers	L	102-114	15,025	1-1
11/9	3	at Seattle	W	113-108	8,918	2-1
11/11	4	at Phoenix	L	103-141	10,045	2-2
11/12	5	Portland	W	107-100	12,470	3-2
11/14	6	at New Jersey	W	100-96	8,011	4-2
11/16	7	at Boston	L	104-107	14,890	4-3
11/18	8	at Miami	W	123-117 (OT)	13,907	5-3
11/19	9	at Atlanta	L	92-111	15,929	5-4
11/23	10	Seattle	L	85-93	13,770	5-5
11/26	11	Houston	L	109-119	15,025	5-6
11/27	12	at Portland	L	94-109	12,848	5-7
11/29	13	Chicago	W	109-99	15,025	6-7
12/2	14	at Denver	L	102-129	12,922	6-8
12/3	15	at Seattle	L	106-136	10,571	6-9
12/6	16	Utah	W	114-103	13,043	7-9
12/9	17	at Phoenix	L	105-110	11,636	7-10
12/10	18	Washington	W	109-102	13,485	8-10
12/13	19	at Dallas	L	111-117	17,007	8-11
12/15	20	at Houston	L	115-124 (2OT)	16,611	8-12
12/17	21	at San Antonio	W	123-113	9,162	9-12
12/20	22	L.A. Clippers	W	113-111	12,772	10-12
12/22	23	Portland	L	109-117	13,948	10-13
12/23	24	at Portland	L	107-111	12,848	10-14
12/27	25	Philadelphia	W	119-112	15,025	11-14
1/4	26	Miami	W	109-100	12,831	12-14
1/5	27	at Denver	L	129-131	10,649	12-15
1/7	28	San Antonio	L	102-104	13,913	12-16
1/9	29	Phoenix	W	130-124	11,029	13-16
1/11	30	Dallas	W	107-106	12,341	14-16
1/13	31	at L.A. Clippers	W	127-113	9,627	15-16
1/14	32	Utah	W	131-105	15,025	16-16
1/16	33	Seattle	W	146-117	12,340	17-16
1/18	34	New York	W	133-119	15,025	18-16
1/20	35	Houston	W	121-114	15,025	19-16
1/21	36	at Sacramento	W	136-111	16,517	20-16
1/23	37	at Cleveland	L	109-142	15,045	20-17
1/25	38	at Detroit	L	104-105	21,454	20-18
1/27	39	at Philadelphia	L	112-113	11,846	20-19
1/28	40	at Indiana	W	114-112	11,808	21-19
1/30	41	at Miami	W	105-98	14,880	22-19
2/2	42	New Jersey	W	127-113	14,611	23-19
2/4	43	L.A. Clippers	W	116-107	15,025	24-19
2/8	44	at L.A. Lakers	W	121-118	17,505	25-19
2/9	45	at Sacramento	L	117-142	16,517	25-20
2/15	46	San Antonio	W	133-96	13,941	26-20
2/16	47	at L.A. Clippers	W	143-138 (OT)	9,096	27-20
2/18	48	Detroit	W	121-119 (OT)	15,025	28-20
2/21	49	at Phoenix	L	121-139	12,468	28-21
2/22	50	at San Antonio	W	118-107	9,427	29-21
2/24	51	at Dallas	W	127-92	17,007	30-21
2/27	52	Denver	W	141-132	15,025	31-21
3/1	53	at L.A. Lakers	L	121-142	17,505	31-22
3/2	54	Indiana	L	127-131 (OT)	13,614	31-23
3/4	55	Sacramento	W	155-143	15,025	32-23
3/5	56	at Sacramento	L	96-110	16,517	32-24
3/7	57	L.A. Clippers	W	138-112	13,062	33-24
3/9	58	Cleveland	W	120-114	15,025	34-24
3/10	59	at Utah	L	112-126	12,444	34-25
3/12	60	L.A. Lakers	L	115-126	15,025	34-26
3/14	61	at Portland	L	110-139	12,880	34-27
3/15	62	Dallas	W	113-100	15,025	35-27
3/17	63	Atlanta	W	127-118 (OT)	15,025	36-27
3/19	64	Charlotte	W	124-117	15,025	37-27
3/21	65	Portland	W	151-127	15,025	38-27
3/23	66	Phoenix	L	124-154	15,025	38-28
3/25	67	at Houston	L	104-144	16,611	38-29
3/27	68	at Milwaukee	L	109-121	18,633	38-30
3/28	69	at Chicago	L	106-115	18,013	38-31
3/30	70	at Charlotte	W	113-104	23,388	39-31
3/31	71	at New York	W	134-114	19,591	40-31
4/2	72	at Washington	L	103-120	8,253	40-32
4/4	73	Milwaukee	L	118-124	15,025	40-33
4/6	74	Boston	W	132-118	15,025	41-33
4/8	75	L.A. Lakers	W	122-116	15,025	42-33
4/11	76	Miami	W	114-98	15,025	43-33
4/13	77	at L.A. Clippers	L	126-128 (OT)	7,166	43-34
4/15	78	Sacramento	L	110-114	15,025	43-35
4/17	79	Seattle	L	109-116 (OT)	15,025	43-36
4/18	80	at Seattle	L	118-122	13,568	43-37
4/21	81	Denver	L	121-139	15,025	43-38
4/22	82	at Utah	L	95-111	12,444	43-39

GOLDEN STATE WARRIORS 1989-90



BACK ROW (left to right): Equipment Manager Scott Pruneau, Assistant Coach/Scout Donn Nelson, Rod Higgins, Mike Smrek, Manute Bol, Chris Welp, Jim Petersen, Tom Tolbert, Head Coach and General Manager Don Nelson.
FRONT: Conditioning Coach Mark Grabow, Athletic Trainer Tom Abdenour, Kelvin Upshaw, Terry Teagle, Tim Hardaway, Mitch Richmond, Chris Mullin, Sarunas Marciulionis, Assistant Coach Garry St. Jean, Assistant Coach Mike Schuler, President Dan Finnane.

PLAYER	G	MIN	FGM	FGA	PCT	3-PT FG			FTM	FTA	PCT	REBOUNDS					PTS	AVG			
						FG	FGA	PCT				OFF	DEF	TOT	AST	PF			STL	TO	BLK
Mullin	78	2830	682	1272	.536	87	234	.372	505	568	.889	130	333	463	319	142	123	239	45	1956	25.1
Richmond	78	2799	640	1287	.497	34	95	.358	406	469	.866	98	262	360	223	210	98	201	24	1720	22.1
Teagle	82	2376	538	1122	.480	3	14	.214	244	294	.830	114	253	367	155	231	91	144	15	1323	16.1
Hardaway	79	2663	464	985	.471	23	84	.274	211	276	.764	57	253	310	689	232	165	260	12	1162	14.7
Marciulionis	75	1695	289	557	.519	10	39	.256	317	403	.787	84	137	221	121	230	94	137	7	905	12.1
Higgins	82	1993	304	632	.481	67	193	.347	234	285	.821	120	302	422	129	184	47	93	53	909	11.1
Tolbert	70	1347	218	442	.493	5	18	.278	175	241	.726	122	241	363	58	191	23	79	25	616	8.8
Garland	51	891	108	288	.375	1	10	.100	53	63	.841	31	80	111	157	77	48	81	5	270	5.3
Johnson	10	99	12	32	.375	2	3	.667	14	17	.824	8	9	17	9	12	0	10	1	40	4.0
Lister	3	40	4	8	.500	0	1	.000	4	7	.571	5	3	8	2	8	1	0	0	12	4.0
Petersen	43	592	60	141	.426	0	1	.000	52	73	.712	49	111	160	23	103	17	36	20	172	4.0
Upshaw (TOT)	40	387	64	146	.438	4	15	.267	28	37	.757	9	32	41	54	53	27	27	1	160	4.0
Upshaw (GS)	23	252	51	104	.490	2	9	.222	24	31	.774	6	22	28	26	34	25	15	0	128	5.6
Welp (TOT)	27	198	23	61	.377	0	0	—	19	25	.760	18	30	48	9	58	6	15	8	65	2.4
Welp (GS)	14	142	16	38	.421	0	0	—	18	23	.783	11	25	36	4	37	5	9	8	50	3.6
Blab	40	481	33	87	.379	0	0	—	17	31	.548	28	71	99	24	93	1	30	22	83	2.1
Bol	75	1310	56	169	.331	9	48	.188	25	49	.510	33	243	276	36	194	13	51	238	146	1.9
Smrek	13	107	10	24	.417	0	0	—	1	6	.167	11	23	34	1	18	4	9	11	21	1.6
Taylor	10	37	0	6	.000	0	1	.000	11	16	.688	4	8	12	1	4	0	5	0	11	1.1
Shasky	14	51	4	14	.286	0	0	—	2	6	.333	4	9	13	1	10	1	2	2	10	0.7

NOTES

- Led the NBA in scoring for the first time in 14 years (116.3).
- Won a franchise record 15 straight home games from 12/13-2/15 (record since eclipsed).
 - Established a single-season franchise record in free throw percentage (.809).
- All-Star/All-NBA Third Team member Chris Mullin ranked among league leaders in scoring (seventh), free throw percentage (eighth) and field goal percentage (11th).
 - Tim Hardaway was a unanimous All-Rookie First Team selection and finished among the league's top 10 in assists (ninth) and steals (10th).
- Manute Bol ranked fourth in the league in blocked shots (3.17) and registered a franchise record/NBA season-high 13 rejections vs. New Jersey on 2/2 and vs. Portland on 3/21.
 - Mullin (week ending 12/17), Terry Teagle (week ending 1/7) and Hardaway (week ending 2/5) each won the NBA Player of the Week award.
- Don Nelson became the second man in NBA history to participate in 1,000 games both as a player and a coach on 1/5 at Indiana...He became the 10th coach in history to win 600 games on 1/21 in Boston.
 - Sold out all 41 home games for the first time in franchise history.

GAME-BY-GAME RESULTS RECORD 37-45



DATE	G	OPPONENT	W/L	SCORE	ATTENDANCE	RECORD
11/3	1	at Phoenix	L	106-136	14,144	0-1
11/4	2	Houston	L	105-132	15,025	0-2
11/7	3	L.A. Clippers	W	118-94	15,025	1-2
11/9	4	L.A. Lakers	L	95-106	15,025	1-3
11/11	5	Charlotte	W	115-104	15,025	2-3
11/14	6	at Minnesota	L	98-101	24,961	2-4
11/15	7	at Cleveland	L	104-129	13,706	2-5
11/17	8	at Charlotte	L	98-99	23,901	2-6
11/18	9	at Atlanta	L	96-112	14,176	2-7
11/22	10	Sacramento	W	133-109	15,025	3-7
11/25	11	Chicago	L	91-104	15,025	3-8
11/28	12	at Denver	L	120-141	8,392	3-9
11/29	13	New York	L	111-129	15,025	3-10
12/1	14	at Portland	L	110-123	12,889	3-11
12/2	15	Milwaukee	W	101-98	15,025	4-11
12/5	16	at Dallas	L	88-107	16,457	4-12
12/6	17	at San Antonio	L	119-121	10,588	4-13
12/8	18	Sacramento	L	121-126	15,025	4-14
12/12	19	at Sacramento	W	118-103	17,014	5-14
12/13	20	Denver	W	134-114	15,025	6-14
12/15	21	at Portland	W	116-111	12,884	7-14
12/16	22	Detroit	W	104-92	15,025	8-14
12/20	23	Houston	W	118-112	15,025	9-14
12/22	24	Indiana	W	150-124	15,025	10-14
12/26	25	at Utah	L	118-133	12,616	10-15
12/28	26	at L.A. Clippers	L	119-139	10,014	10-16
12/29	27	at L.A. Lakers	L	111-130	17,505	10-17
1/2	28	Utah	W	133-120	15,025	11-17
1/4	29	Miami	W	119-117	15,025	12-17
1/6	30	L.A. Lakers	W	133-131	15,025	13-17
1/8	31	Denver	W	139-122	15,025	14-17
1/10	32	Dallas	W	123-119	15,025	15-17
1/13	33	Orlando	W	138-127	15,025	16-17
1/15	34	at Indiana	L	105-144	11,189	16-18
1/16	35	at Milwaukee	L	126-134	18,633	16-19
1/18	36	at Chicago	L	107-132	18,676	16-20
1/19	37	at Detroit	L	118-125	21,454	16-21
1/21	38	at Boston	W	120-115	14,890	17-21
1/23	39	Minnesota	L	109-102	15,025	18-21
1/24	40	at Sacramento	L	99-129	17,014	18-22
1/26	41	Seattle	W	114-102	15,025	19-22
1/31	42	Portland	W	135-130	15,025	20-22
2/2	43	New Jersey	W	128-109	15,025	21-22
2/4	44	at Minnesota	W	105-95	29,434	22-22
2/5	45	at Washington	L	129-135	7,926	22-23
2/7	46	at Philadelphia	W	113-112	12,246	23-23
2/8	47	at New York	L	118-122	18,212	23-24
2/15	48	Washington	W	113-107	15,025	24-24
2/16	49	at Phoenix	L	114-135	14,487	24-25
2/18	50	Phoenix	L	113-131	15,025	24-26
2/19	51	at Denver	L	109-114	8,213	24-27
2/21	52	Philadelphia	L	95-96	15,025	24-28
2/23	53	Boston	L	111-123	15,025	24-29
2/25	54	at Seattle	L	102-110	11,775	24-30
2/28	55	San Antonio	W	144-135 (OT)	15,025	25-30
3/2	56	at San Antonio	L	115-131	15,910	25-31
3/3	57	at Houston	W	109-129	16,611	25-32
3/5	58	Charlotte	W	138-117	15,025	26-32
3/8	59	Cleveland	W	145-105	15,025	27-32
3/9	60	at L.A. Lakers	L	115-131	17,505	27-33
3/11	61	Sacramento	W	123-116	15,025	28-33
3/12	62	at L.A. Clippers	W	112-109	12,847	29-33
3/15	63	Portland	L	121-128	15,025	29-34
3/18	64	Seattle	L	116-121	15,025	29-35
3/20	65	Minnesota	W	105-101	15,025	30-35
3/23	66	at Utah	L	91-106	12,616	30-36
3/24	67	at Houston	W	102-97	16,611	31-36
3/27	68	at Dallas	L	108-118	17,007	31-37
3/29	69	Utah	W	128-123	15,025	32-37
3/30	70	at Seattle	L	108-139	13,542	32-38
4/1	71	Atlanta	L	116-142	15,025	32-39
4/3	72	at Orlando	W	127-126	15,077	33-39
4/4	73	at Miami	W	128-114	15,008	34-39
4/6	74	at New Jersey	W	123-117	14,233	35-39
4/8	75	at Charlotte	L	109-110	23,901	35-40
4/10	76	San Antonio	L	122-132	15,025	35-41
4/12	77	Dallas	L	133-140	15,025	35-42
4/13	78	at L.A. Lakers	L	119-131	17,505	35-43
4/16	79	Phoenix	L	129-141	15,025	35-44
4/18	80	L.A. Clippers	W	133-120	15,025	36-44
4/20	81	at Phoenix	L	106-123	14,487	36-45
4/22	82	Seattle	W	124-122	15,025	37-45

GOLDEN STATE WARRIORS 1990-91



ROW ONE (left to right): Athletic Trainer Tom Abdenour, Mario Elie, Kevin Pritchard, Conditioning Coach Mark Grabow, President Dan Finnane.
ROW TWO: Assistant Coach Larry Farmer, Larry Robinson, Chris Mullin, Mitch Richmond, Sarunas Marciulionis, Assistant Coach Donn Nelson,
Equipment Manager Scott Pruneau. ROW THREE: Assistant Coach Garry St. Jean, Tom Tolbert, Les Jepsen, Alton Lister, Tim Hardaway, Paul Mokeski,
Jim Petersen, Tyrone Hill, Rod Higgins, Head Coach and General Manager Don Nelson.

PLAYER	G	MIN	3-PT FG					REBOUNDS													
			FGM	FGA	PCT	FG	FGA	PCT	FTM	FTA	PCT	OFF	DEF	TOT	AST	PF	STL	TO	BLK	PTS	AVG
Mullin	82	3315	777	1449	.536	40	133	.301	513	580	.884	141	302	443	329	176	173	245	63	2107	25.7
Richmond	77	3027	703	1424	.494	40	115	.348	394	465	.847	147	305	452	238	207	126	230	34	1840	23.9
Hardaway	82	3215	739	1551	.476	97	252	.385	306	381	.803	87	245	332	793	228	214	270	12	1881	22.9
Marciulionis	50	987	183	365	.501	1	6	.167	178	246	.724	51	67	118	85	136	62	75	4	545	10.9
Higgins	82	2024	259	559	.463	73	220	.332	185	226	.819	109	245	354	113	198	52	65	37	776	9.5
Tolbert	62	1371	183	433	.423	7	21	.333	127	172	.738	87	188	275	76	195	35	80	38	500	8.1
Elie (TOT)	33	644	79	159	.497	4	10	.400	75	89	.843	46	64	110	45	85	19	30	10	237	7.2
Elie (GS)	30	624	77	152	.507	3	8	.375	74	87	.851	46	63	109	44	83	19	27	10	231	7.7
Lister	77	1552	188	393	.478	0	1	.000	115	202	.569	121	362	483	93	282	20	106	90	491	6.4
Hill	74	1192	147	299	.492	0	0	—	96	152	.632	157	226	383	19	264	33	72	30	390	5.3
Askw	7	85	12	25	.480	0	0	—	9	11	.818	7	4	11	13	21	2	6	0	33	4.7
Petersen	62	834	114	236	.483	1	4	.250	50	76	.658	69	131	200	27	153	13	48	41	279	4.5
Pritchard	62	773	88	229	.384	5	31	.161	62	77	.805	16	49	65	81	104	30	59	8	243	3.9
Johnson	24	228	34	63	.540	0	0	—	22	37	.595	18	39	57	17	50	4	25	4	90	3.8
Smrek	5	25	6	11	.545	0	0	—	2	4	.500	3	4	7	1	9	2	2	0	14	2.8
Robinson	24	170	24	59	.407	0	0	—	8	15	.533	15	8	23	11	23	9	16	1	56	2.3
Mokeski	36	257	21	59	.356	3	9	.333	12	15	.800	20	47	67	9	58	8	7	3	57	1.6
Jepsen	21	105	11	36	.306	0	1	.000	6	9	.667	17	20	37	1	16	1	3	3	28	1.3
Kofoed	5	21	0	3	.000	0	0	—	3	6	.500	2	1	3	4	4	0	2	0	3	0.6

Western Conference First Round

Warriors win series 3-1

April 25	Golden State 121 at San Antonio 130
April 27	Golden State 111 at San Antonio 98
May 1	San Antonio 106 at Golden State 109
May 3	San Antonio 97 at Golden State 110

Western Conference Semifinals

Lakers win series 4-1

May 5	Golden State 116 at L.A. Lakers 126
May 8	Golden State 125 at L.A. Lakers 124
May 10	L.A. Lakers 115 at Golden State 112
May 12	L.A. Lakers 123 at Golden State 107
May 14	Golden State 119 at L.A. Lakers 124 (OT)

NOTES

- Warriors posted their best regular-season record in nine years (44-38).
- Warriors upset the Midwest Division champion San Antonio Spurs in the first round of the playoffs and recorded their first postseason victory in Los Angeles since 1969 in the conference semifinals.
- Equaled the all-time franchise home attendance record of 616,025 by selling out every home game, extending the team's streak of consecutive home sellouts to 103.
- Mullin (eighth), Richmond (10th) and Hardaway (11th) ranked among the top 11 scorers in the NBA, forming the league's top scoring trio (72.5 ppg), nicknamed Run TMC.
- Warriors ranked second in the NBA in scoring (116.6), the club's highest average in 23 years.

GAME-BY-GAME RESULTS

RECORD 44-38



DATE	G	OPPONENT	W/L	SCORE	ATTENDANCE	RECORD
11/2	1	at Denver	W	162-158	9,838	1-0
11/4	2	at L.A. Clippers	L	107-109	11,173	1-1
11/6	3	L.A. Clippers	W	130-109	15,025	2-1
11/7	4	at Phoenix	L	119-126	14,487	2-2
11/9	5	Atlanta	W	143-128	15,025	3-2
11/10	6	at Seattle	W	117-100	13,130	4-2
11/13	7	San Antonio	W	128-124	15,025	5-2
11/15	8	Chicago	W	103-93	15,025	6-2
11/17	9	Sacramento	W	112-111	15,025	7-2
11/18	10	at L.A. Lakers	W	93-115	15,644	7-3
11/20	11	Orlando	W	123-120	15,025	8-3
11/23	12	at Portland	L	119-143	12,884	8-4
11/24	13	New Jersey	L	113-117	15,025	8-5
11/27	14	at Washington	L	113-115	6,966	8-6
11/28	15	at Cleveland	W	110-108	12,158	9-6
11/30	16	at Orlando	W	119-113	15,077	10-6
12/1	17	at Miami	W	137-111	15,008	11-6
12/5	18	Washington	L	98-104	15,025	11-7
12/7	19	Detroit	W	113-110	15,025	12-7
12/11	20	at Utah	L	117-135	12,616	12-8
12/13	21	Seattle	W	129-106	15,025	13-8
12/15	22	L.A. Lakers	W	109-111	15,025	13-9
12/18	23	at Portland	L	94-122	12,881	13-10
12/20	24	Portland	W	125-118	15,025	14-10
12/22	25	Minnesota	W	115-102	15,025	15-10
12/26	26	at Milwaukee	L	119-126	18,633	15-11
12/27	27	at Chicago	L	113-128	18,676	15-12
12/29	28	at Atlanta	L	130-134	11,860	15-13
1/3	29	at Sacramento	L	113-131	17,014	15-14
1/4	30	L.A. Lakers	W	115-99	15,025	16-14
1/6	31	at L.A. Lakers	L	108-135	17,197	16-15
1/8	32	Denver	W	147-125	15,025	17-15
1/10	33	at Seattle	W	113-103	10,813	18-15
1/12	34	Phoenix	L	118-127	15,025	18-16
1/15	35	at New Jersey	W	112-111 (OT)	9,288	19-16
1/16	36	at Boston	W	110-105	14,890	20-16
1/18	37	at Philadelphia	W	141-138 (OT)	15,764	21-16
1/19	38	at Minnesota	L	113-121	19,006	21-17
1/22	39	Houston	W	123-116	15,025	22-17
1/25	40	Milwaukee	W	127-98	15,025	23-17
1/28	41	New York	W	115-106	15,025	24-17
1/31	42	L.A. Clippers	W	135-119	15,025	25-17
2/1	43	at Portland	L	99-119	12,884	25-18
2/3	44	at Houston	L	135-143 (2OT)	13,287	25-19
2/5	45	at San Antonio	W	112-106	15,908	26-19
2/7	46	at Dallas	L	101-102	16,101	26-20
2/12	47	Minnesota	W	126-105	15,025	27-20
2/14	48	Boston	L	112-128	15,025	27-21
2/16	49	Philadelphia	W	133-124	15,025	28-21
2/18	50	Dallas	L	101-107	15,025	28-22
2/20	51	at Minnesota	W	108-105	19,006	29-22
2/22	52	Utah	L	104-109	15,025	29-23
2/23	53	at Denver	L	145-150	14,519	29-24
2/26	54	Orlando	L	119-131	15,025	29-25
2/27	55	at Utah	L	103-118	12,616	29-26
3/2	56	Charlotte	W	121-108	15,025	30-26
3/4	57	Seattle	L	99-105	15,025	30-27
3/5	58	at Sacramento	L	92-100	17,014	30-28
3/7	59	Cleveland	W	122-92	15,025	31-28
3/10	60	Sacramento	W	97-87	15,025	32-28
3/12	61	Indiana	W	129-117	15,025	33-28
3/14	62	San Antonio	L	99-101	15,025	33-29
3/16	63	at Dallas	W	117-105	17,007	34-29
3/17	64	at Houston	L	119-123	15,345	34-30
3/19	65	Portland	W	136-126	15,025	35-30
3/21	66	Denver	W	136-116	15,025	36-30
3/23	67	L.A. Clippers	L	104-107	15,025	36-31
3/25	68	at Orlando	L	106-115	15,077	36-32
3/26	69	at Charlotte	L	94-97	23,901	36-33
3/28	70	at New York	W	106-104	14,180	37-33
3/29	71	at Detroit	L	105-111	21,454	37-34
3/31	72	at Indiana	L	120-127 (OT)	12,127	37-35
4/3	73	Miami	W	127-114	15,025	38-35
4/5	74	Phoenix	W	118-101	15,025	39-35
4/6	75	at Sacramento	L	108-119	17,014	39-36
4/8	76	at San Antonio	L	105-115	15,908	39-37
4/9	77	at Phoenix	L	106-120	14,487	39-38
4/11	78	Houston	W	111-99	15,025	40-38
4/13	79	Dallas	W	132-114	15,025	41-38
4/17	80	L.A. Lakers	W	118-111	15,025	42-38
4/19	81	at L.A. Clippers	W	114-113	14,771	43-38
4/21	82	Utah	W	125-106	15,025	44-38

GOLDEN STATE WARRIORS 1991-92



BACK ROW (left to right): Assistant Coach Garry St. Jean, Tom Tolbert, Tyrone Hill, Rod Higgins, Chris Mullin, Billy Owens, Tim Hardaway, Alton Lister, Jim Petersen, Head Coach and General Manager Don Nelson, Athletic Trainer Tom Abdenour.
FRONT: President Dan Finnane, Jud Buechler, Chris Gatling, Vincent Askew, Sarunas Marciulionis, Mario Elie, Victor Alexander, Chairman Jim Fitzgerald, Conditioning Coach Mark Grabow.

PLAYER	G	MIN	FGM	FGA	PCT	3-PT FG					REBOUNDS					PTS	AVG				
						FG	FGA	PCT	FTM	FTA	PCT	OFF	DEF	TOT	AST			PF	STL	TO	BLK
Mullin	81	3346	830	1584	.524	64	175	.366	350	420	.833	127	323	450	286	171	173	202	62	2074	25.6
Hardaway	81	3332	734	1592	.461	127	376	.338	298	389	.766	81	229	310	807	208	164	267	13	1893	23.4
Marcuilionis	72	2117	491	912	.538	3	10	.300	376	477	.788	68	140	208	243	237	116	193	10	1361	18.9
Owens	80	2510	468	891	.525	1	9	.111	204	312	.654	243	396	639	188	276	90	179	65	1141	14.3
Higgins	25	535	87	211	.412	33	95	.347	48	59	.814	30	55	85	22	75	15	15	13	255	10.2
Hill	82	1886	254	487	.522	0	1	.000	163	235	.694	182	411	593	47	315	73	106	43	671	8.2
Elie	79	1677	221	424	.521	23	70	.329	155	182	.852	69	158	227	174	159	68	83	15	620	7.8
Alexander	80	1350	243	459	.529	0	1	.000	103	149	.691	106	230	336	32	176	45	91	62	589	7.4
Askew	80	1496	193	379	.509	1	10	.100	111	160	.694	89	144	233	188	128	47	84	23	498	6.2
Gatling	54	612	117	206	.568	0	4	.000	72	109	.661	75	107	182	16	101	31	44	36	306	5.7
Jackson	5	54	11	23	.478	0	0	—	4	6	.667	5	5	10	3	7	2	4	0	26	5.2
Lister	26	293	44	79	.557	0	0	—	14	33	.424	21	71	92	14	61	5	20	16	102	3.9
Tolbert	35	310	33	86	.384	2	8	.250	22	40	.550	14	41	55	21	73	10	20	6	90	2.6
Buechler (TOT)	28	290	29	71	.408	0	1	.000	12	21	.571	18	34	52	23	31	19	13	7	70	2.5
Buechler (GS)	15	121	10	33	.303	0	1	.000	9	12	.750	10	18	28	10	11	9	7	3	29	1.9
Battle (TOT)	16	92	11	17	.647	0	1	.000	10	12	.833	4	12	16	4	10	2	4	2	32	2.0
Battle (GS)	8	46	8	13	.615	0	1	.000	2	4	.500	1	6	7	4	6	1	2	2	18	2.3
Massenburg (GS)	7	22	5	8	.625	0	0	—	6	9	.667	4	8	12	0	10	0	3	0	16	2.3
Massenburg (TOT)	18	90	10	25	.400	0	0	—	9	15	.600	7	18	25	0	21	1	9	1	29	1.6
Petersen	27	169	18	40	.450	0	2	.000	7	10	.700	12	33	45	9	35	5	5	6	43	1.6
Thompson	1	1	0	0	—	0	0	—	0	0	—	0	0	0	0	0	0	0	0	0	0.0
Smrek	2	3	0	0	—	0	0	—	0	0	—	0	1	1	0	0	0	0	0	0	0.0

Western Conference First Round SuperSonics win series 3-1

April 23	Seattle 117 at Golden State 109	April 28	Golden State 128 at Seattle 129
April 25	Seattle 101 at Golden State 115	April 30	Golden State 116 at Seattle 119

NOTES

- Traded Mitch Richmond, Les Jepsen and a second-round draft pick in 1995 to the Sacramento Kings for the rights to Billy Owens on 11/1/91.
- Recorded their best regular-season record in 16 years (55-27) and a then-all-time best 24-17 (.585) road record.
 - Maintained a winning record throughout an entire season for the first time in franchise history.
- Led the league in scoring for the second time in three years (118.7)...Mullin (25.6, third), Hardaway (23.4, sixth) and Marcuilionis (18.9, 26th) ranked among NBA leaders in scoring and formed the league's top scoring trio (67.9).
 - Mullin (first team) and Hardaway (second team) were named to the All-NBA Team.
 - Prior to the season, Mullin was named to the 1992 U.S. Olympic "Dream Team."
 - Don Nelson won the NBA Coach of the Year Award for an unprecedented third time.
 - Owens was a unanimous pick for the All-Rookie Team.


GAME-BY-GAME RESULTS

RECORD 55-27



DATE	G	OPPONENT	W/L	SCORE	ATTENDANCE	RECORD
11/1	1	at Denver	W	108-105	11,713	1-0
11/2	2	Sacramento	W	153-91	15,025	2-0
11/5	3	at Chicago	W	118-110	18,136	3-0
11/6	4	at Milwaukee	W	120-114	14,591	4-0
11/8	5	at Philadelphia	L	116-126	14,338	4-1
11/9	6	at Washington	W	127-119	10,711	5-1
11/12	7	Phoenix	W	119-116	15,025	6-1
11/14	8	L.A. Lakers	L	112-115	15,025	6-2
11/16	9	at L.A. Clippers	W	123-105	11,485	7-2
11/20	10	Chicago	L	108-112	15,025	7-3
11/22	11	at Portland	W	116-112	12,888	8-3
11/23	12	Milwaukee	W	120-115	15,025	9-3
11/26	13	at Seattle	L	130-136 (OT)	11,743	9-4
11/29	14	at Utah	L	108-135	18,700	9-5
12/3	15	Utah	W	108-103	15,025	10-5
12/5	16	Dallas	W	117-107	15,025	11-5
12/7	17	Sacramento	W	124-120	15,025	12-5
12/10	18	L.A. Clippers	L	117-127	15,025	12-6
12/12	19	Houston	L	96-99	15,025	12-7
12/14	20	Orlando	W	128-107	15,025	13-7
12/17	21	Minnesota	W	119-105	15,025	14-7
12/18	22	at L.A. Clippers	W	104-100	10,260	15-7
12/20	23	Portland	W	123-118	15,025	16-7
12/21	24	at Seattle	L	112-120	14,180	16-8
12/26	25	at Denver	W	110-100	17,022	17-8
12/27	26	at Minnesota	W	106-102 (OT)	19,006	18-8
12/30	27	at L.A. Lakers	W	114-99	17,505	19-8
1/2	28	Denver	W	125-111	15,025	20-8
1/4	29	Indiana	W	140-121	15,025	21-8
1/10	30	San Antonio	L	120-128	15,025	21-9
1/11	31	at Phoenix	L	118-130	14,496	21-10
1/14	32	at San Antonio	W	124-123	16,057	22-10
1/16	33	at Houston	W	98-91	14,001	23-10
1/18	34	at Dallas	W	143-141	17,502	24-10
1/20	35	Charlotte	W	135-119	15,025	25-10
1/22	36	Atlanta	W	136-124	15,025	26-10
1/24	37	New York	L	109-114	15,025	26-11
1/28	38	Portland	L	116-124 (OT)	15,025	26-12
1/29	39	at L.A. Lakers	L	99-112	17,041	26-13
1/31	40	Denver	W	124-103	15,025	27-13
2/2	41	at New York	W	120-113	19,763	28-13
2/3	42	at Orlando	W	122-114	15,151	29-13
2/5	43	at Miami	L	124-126	15,008	29-14
2/6	44	at Charlotte	L	113-132	23,698	29-15
2/11	45	Washington	W	139-127	15,025	30-15
2/13	46	San Antonio	W	109-94	15,025	31-15
2/15	47	Seattle	W	140-122	15,025	32-15
2/17	48	L.A. Lakers	W	116-100	15,025	33-15
2/19	49	Boston	W	117-112	15,025	34-15
2/21	50	Phoenix	W	123-115	15,025	35-15
2/22	51	at L.A. Lakers	W	126-124	17,505	36-15
2/24	52	at Dallas	W	138-131	14,828	37-15
2/26	53	at Houston	L	116-118	14,030	37-16
2/27	54	at San Antonio	L	103-124	16,057	37-17
2/29	55	Miami	W	136-110	15,025	38-17
3/2	56	at Sacramento	W	118-98	17,014	39-17
3/3	57	Utah	L	101-123	15,025	39-18
3/5	58	Cleveland	W	116-108	15,025	40-18
3/7	59	Houston	W	110-100	15,025	41-18
3/8	60	at L.A. Clippers	L	96-97	15,800	41-19
3/10	61	New Jersey	W	129-122	15,025	42-19
3/12	62	Detroit	L	112-119	15,025	42-20
3/17	63	at Seattle	W	119-107	13,163	43-20
3/18	64	Minnesota	W	123-120	15,025	44-20
3/20	65	at Cleveland	L	107-122	20,273	44-21
3/22	66	at Boston	L	97-114	14,890	44-22
3/23	67	at Atlanta	L	125-126 (OT)	13,192	44-23
3/25	68	at Detroit	W	103-99	21,454	45-23
3/27	69	at Indiana	W	125-117	15,001	46-23
3/28	70	at New Jersey	W	153-148 (OT)	20,049	47-23
3/30	71	Philadelphia	W	124-106	15,025	48-23
3/31	72	at Sacramento	W	148-136 (2OT)	17,014	49-23
4/2	73	at Phoenix	L	105-109	14,496	49-24
4/3	74	Sacramento	W	124-116 (OT)	15,025	50-24
4/5	75	Portland	L	122-130	15,025	50-25
4/7	76	at Portland	L	101-110	12,888	50-26
4/8	77	Dallas	W	110-91	15,025	51-26
4/11	78	Phoenix	W	134-125	15,025	52-26
4/13	79	at Utah	L	99-138	19,911	52-27
4/14	80	at Minnesota	W	122-100	18,410	53-27
4/17	81	L.A. Clippers	W	116-104	15,025	54-27
4/19	82	Seattle	W	108-106	15,025	55-27

GOLDEN STATE WARRIORS 1992-93



BACK ROW (left to right): Assistant Coach Gregg Popovich, Tyrone Hill, Chris Gatling, Billy Owens, Chris Mullin, Alton Lister, Victor Alexander, Jeff Grayer, Head Coach and General Manager Don Nelson. MIDDLE: Assistant Coach Donn Nelson, Jud Buechler, Sean Higgins, Tim Hardaway, Sarunas Marciulionis, Byron Houston, Latrell Sprewell, Assistant Coach Paul Pressey. FRONT: Barry Stevens, Keith Jennings.

PLAYER	G	MIN	FGM	FGA	PCT	3-PT FG					REBOUNDS					AST	PF	STL	TO	BLK	PTS	AVG
						FG	FGA	PCT	FTM	FTA	PCT	OFF	DEF	TOT								
Mullin	46	1902	474	930	.510	60	133	.451	183	226	.810	42	190	232	166	76	68	139	41	1191	25.9	
Hardaway	66	2609	522	1168	.447	102	309	.330	273	367	.744	60	203	263	699	152	116	220	12	1419	21.5	
Owens	37	1201	247	493	.501	1	11	.091	117	183	.639	108	156	264	144	105	35	106	28	612	16.5	
Sprewell	77	2741	449	968	.464	73	198	.369	211	283	.746	79	192	271	295	166	126	203	52	1182	15.4	
Alexander	72	1753	344	667	.516	10	22	.455	111	162	.685	132	288	420	93	218	34	120	53	809	11.2	
Spencer (TOT)	20	422	73	163	.448	0	2	.000	41	54	.759	38	43	81	24	64	17	26	7	187	9.4	
Spencer (GS)	17	407	73	160	.456	0	2	.000	41	54	.759	38	42	80	24	61	15	24	7	187	11.0	
Gatling	70	1248	249	462	.539	0	6	.000	150	207	.725	129	191	320	40	197	44	102	53	648	9.3	
Grayer	48	1025	165	353	.467	2	14	.143	91	136	.669	71	86	157	70	120	31	54	8	423	8.8	
Hill	74	2070	251	494	.508	0	4	.000	138	221	.624	255	499	754	68	320	41	92	40	640	8.6	
Jennings	8	136	25	42	.595	5	9	.556	14	18	.778	2	9	11	23	18	4	7	0	69	8.6	
Higgins	29	591	96	215	.447	13	37	.351	35	47	.745	23	45	68	66	54	13	64	5	240	8.3	
Marciulionis	30	836	178	328	.543	3	15	.200	162	213	.761	40	57	97	105	92	51	76	2	221	7.4	
Buechler	70	1287	176	403	.437	20	59	.339	65	87	.747	81	114	195	94	98	47	55	19	437	6.2	
Houston	79	1274	145	325	.446	2	7	.286	129	194	.665	119	196	315	69	253	44	87	43	421	5.3	
Pressey	18	268	29	66	.439	0	4	.000	21	27	.778	8	23	31	30	36	11	23	5	79	4.4	
Durham	5	78	6	25	.240	0	0	—	9	12	.750	5	9	14	4	6	1	7	1	21	4.2	
Courtney (TOT)	12	104	13	32	.406	0	0	—	7	9	.778	4	15	19	3	17	5	6	5	33	2.8	
Courtney (GS)	7	70	9	23	.391	0	0	—	4	5	.800	2	15	17	2	8	3	3	4	22	3.1	
Lister	20	174	19	42	.452	0	0	—	7	13	.538	15	29	44	5	40	0	18	9	45	2.3	
Nealy	30	229	16	46	.348	7	22	.318	7	10	.700	8	40	48	13	35	9	5	1	46	1.5	
Stevens	2	6	1	2	.500	0	0	—	0	0	—	2	0	2	0	1	0	0	0	2	1.0	

NOTES


- Mullin was joined on the Western Conf team by Hardaway, giving the Warriors an All-Star duo for a third straight season.
- Hardaway, who finished 13th in the league in scoring (21.5) and second in assists (10.6), was named All-NBA Third Team, becoming the first guard in franchise history to make back-to-back appearances on the team.
 - Sprewell, the first rookie in team history to total at least 1,000 points, 250 rebounds, 250 assists, 100 steals and 50 blocks, was named to the NBA All-Rookie Second Team.
- Warriors led the NBA in games missed due to injury or illness with 14 players sidelined for a total of 312 games.
- Team was awarded the third pick in the 1993 NBA Draft at the NBA Draft Lottery, selecting Anfernee Hardaway, then immediately trading his rights along with first-round picks in 1996, 1998 & 2000 to Orlando for the rights to Chris Webber, the number one pick in the draft.

GAME-BY-GAME RESULTS RECORD 34-48



DATE	G	OPPONENT	W/L	SCORE	ATTENDANCE	RECORD
11/6	1	at Utah	W	129-114	19,911	1-0
11/7	2	at Minnesota	W	121-119 (OT)	19,006	2-0
11/10	3	L.A. Lakers	L	106-107	15,025	2-1
11/12	4	Cleveland	L	122-126 (2OT)	15,025	2-2
11/14	5	Portland	L	116-130	15,025	2-3
11/15	6	at L.A. Lakers	L	102-105	13,941	2-4
11/17	7	at Miami	W	125-119	15,008	3-4
11/19	8	at Orlando	L	102-126	15,151	3-5
11/20	9	at Charlotte	L	110-117 (OT)	23,698	3-6
11/22	10	at New Jersey	W	114-101	14,463	4-6
11/24	11	Chicago	L	92-101	15,025	4-7
11/27	12	at Phoenix	L	107-121	19,023	4-8
11/28	13	Phoenix	W	134-131	15,025	5-8
12/2	14	Charlotte	L	111-110	15,025	5-9
12/4	15	at Denver	L	113-116	12,936	5-10
12/5	16	Orlando	W	119-104	15,025	6-10
12/8	17	Indiana	L	115-125	15,025	6-11
12/10	18	Milwaukee	W	114-102	15,025	7-11
12/12	19	at Sacramento	W	124-120	17,317	8-11
12/15	20	L.A. Clippers	W	109-90	15,025	9-11
12/16	21	at L.A. Clippers	W	116-114 (OT)	9,921	10-11
12/19	22	Minnesota	W	122-116 (OT)	15,025	11-11
12/20	23	at Portland	L	114-130	12,888	11-12
12/22	24	at Phoenix	L	104-106	19,023	11-13
12/23	25	Dallas	W	111-97	15,025	12-13
12/26	26	at Dallas	W	110-96	13,155	13-13
12/28	27	at San Antonio	W	106-105	16,057	14-13
12/29	28	at Houston	W	132-112	15,357	15-13
1/2	29	Houston	W	113-107	15,025	16-13
1/5	30	at Seattle	L	106-116	14,252	16-14
1/7	31	Miami	W	119-105	15,025	17-14
1/9	32	at Detroit	W	108-104	21,454	18-14
1/12	33	at Atlanta	L	118-126	9,175	18-15
1/13	34	at Philadelphia	L	122-129	13,148	18-16
1/15	35	at Chicago	L	101-122	18,676	18-17
1/16	36	at Indiana	L	116-117	14,685	18-18
1/18	37	Sacramento	L	107-111	15,025	18-19
1/20	38	Utah	W	120-113	15,025	19-19
1/22	39	Seattle	L	114-118 (2OT)	15,025	19-20
1/26	40	at Portland	L	133-143	12,888	19-21
1/27	41	Denver	W	123-95	15,025	20-21
1/29	42	L.A. Clippers	L	105-106	15,025	20-22
2/1	43	at Milwaukee	L	102-116	16,236	20-23
2/2	44	at Cleveland	L	90-100	16,681	20-24
2/4	45	at New York	L	101-105	19,763	20-25
2/5	46	at Washington	L	111-138	18,756	20-26
2/7	47	at Boston	L	82-87	14,890	20-27
2/9	48	Atlanta	L	114-125	15,025	20-28
2/11	49	Phoenix	L	100-122	15,025	20-29
2/13	50	at Sacramento	W	111-110	17,317	21-29
2/14	51	Washington	W	114-94	15,025	22-29
2/16	52	San Antonio	W	133-112	15,025	23-29
2/18	53	Seattle	L	116-131	15,025	23-30
2/24	54	Utah	W	120-108	15,025	24-30
2/26	55	L.A. Clippers	L	98-106	15,025	24-31
2/27	56	at Seattle	L	92-109	14,656	24-32
3/1	57	Philadelphia	W	131-118	15,025	25-32
3/3	58	L.A. Lakers	L	111-117	15,025	25-33
3/7	59	Portland	L	96-113	15,025	25-34
3/10	60	at Phoenix	L	100-111	19,023	25-35
3/11	61	New Jersey	L	91-103	15,025	25-36
3/16	62	Boston	L	88-114	15,025	25-37
3/18	63	Houston	L	85-98	15,025	25-38
3/19	64	at Sacramento	W	113-101	17,317	26-38
3/22	65	Detroit	W	96-91	15,025	27-38
3/25	66	at Denver	L	88-99	12,854	27-39
3/26	67	at Minnesota	W	94-91	18,374	28-39
3/28	68	New York	L	84-94	15,025	28-40
3/30	69	Minnesota	L	100-103	15,025	28-41
4/2	70	at Dallas	W	134-93	16,722	29-41
4/3	71	at Houston	L	111-118	14,767	29-42
4/6	72	at San Antonio	W	125-111	16,057	30-42
4/8	73	L.A. Lakers	W	122-116 (OT)	15,025	31-42
4/10	74	Dallas	W	100-94	15,025	32-42
4/12	75	Denver	L	96-107	15,025	32-43
4/14	76	San Antonio	L	93-96	15,025	32-44
4/16	77	at L.A. Clippers	L	115-122	13,632	32-45
4/18	78	at L.A. Lakers	L	112-115	14,827	32-46
4/20	79	at Portland	L	99-115	12,888	32-47
4/21	80	Sacramento	W	132-105	15,025	33-47
4/23	81	at Utah	L	91-105	19,911	33-48
4/25	82	Seattle	W	119-109	15,025	34-48

GOLDEN STATE WARRIORS 1993-94



BACK ROW (standing left to right): Athletic Trainer Tom Abdenour, Assistant Coach Donn Nelson, Strength and Conditioning Coach Mark Grabow, Assistant Coach Paul Pressey, Todd Lichti, Josh Grant, Billy Owens, Chris Webber, Chris Mullin, Victor Alexander, Chris Gatling, Head Coach and GM Don Nelson, Assistant Coach Gregg Popovich, Equipment Manager Shane Salazar. MIDDLE (seated): President Dan Finnane, Jeff Grayer, Sarunas Marciulionis, Tim Hardaway, Latrell Sprewell, Byron Houston, Jud Buechler, Chairman Jim Fitzgerald. FRONT: Avery Johnson, Keith Jennings.

PLAYER	G	MIN	FGM	FGA	PCT	3-PT FG			REBOUNDS											PTS	AVG
						FG	FGA	PCT	FTM	FTA	PCT	OFF	DEF	TOT	AST	PF	STL	TO	BLK		
Sprewell	82	3533	613	1417	.433	141	391	.361	353	456	.774	80	321	401	385	158	180	226	76	1720	21.0
Webber	76	2438	572	1037	.552	0	14	.000	189	355	.532	305	389	694	272	247	93	206	164	1333	17.5
Mullin	62	2324	410	869	.472	55	151	.364	165	219	.753	64	281	345	315	114	107	178	53	1040	16.8
Owens	79	2738	492	971	.507	3	15	.200	199	326	.610	230	410	640	326	269	83	214	60	1186	15.0
Johnson	82	2332	356	724	.492	0	12	.000	178	253	.704	41	135	176	433	160	113	172	8	890	10.9
Alexander	69	1318	266	502	.530	2	13	.154	68	129	.527	114	194	308	66	168	28	86	32	602	8.7
Gatling	82	1296	271	461	.588	0	1	.000	129	208	.620	143	254	397	41	223	40	84	63	671	8.2
Grayer	67	1096	191	363	.526	2	12	.167	71	118	.602	76	115	191	62	103	33	63	13	455	6.8
Lichti	5	58	10	28	.357	2	2	1.000	9	11	.818	3	7	10	3	9	0	0	0	31	6.2
Jennings	76	1097	138	342	.404	56	151	.371	100	120	.833	16	73	89	218	62	65	74	0	432	5.7
Spencer	5	63	9	18	.500	0	0	---	3	4	.750	4	8	12	3	6	1	2	2	21	4.2
Grant	53	382	59	146	.404	17	61	.279	22	29	.759	27	62	89	24	62	18	30	8	157	3.0
Buechler	36	218	42	84	.500	12	29	.414	10	20	.500	13	19	32	16	24	8	12	1	106	2.9
Houston	71	866	81	177	.458	1	7	.143	33	54	.611	67	127	194	32	181	33	49	31	196	2.8
Demps	2	11	2	6	.333	0	0	---	0	2	.000	0	0	0	1	1	2	1	0	4	2.0
Murphy (TOT)	9	67	6	12	.500	0	0	---	3	6	.500	4	6	10	4	10	2	1	0	15	1.7
Murphy (GS)	2	10	0	0	---	0	0	---	0	0	---	0	1	1	1	2	0	0	0	0	0.0

Western Conference First Round

Suns win series 3-0

April 29	Golden State 104 at Phoenix 111
May 1	Golden State 111 at Phoenix 117
May 4	Phoenix 140 at Golden State 133

NOTES

- Reached the 50-win mark for just the fourth time in franchise history and posted the NBA's most improved record (+16 wins).
- Established a new team record for assists (2,198 - record since eclipsed) and led the NBA in field goal percentage (.492).
 - Latrell Sprewell, a member of the All-Star Team, became the first guard in team history to be named to the All-NBA First Team and at age 23, he also became the youngest guard in history to make an NBA All-Defensive Team when he was voted to the Second Team.
 - Chris Webber was named NBA Rookie of the Year after becoming the first rookie in history to total over 1,000 points, 500 rebounds, 250 assists, 150 blocks and 75 steals in a season...Was also a unanimous choice for the NBA All-Rookie First Team.
- Chris Mullin to miss the first 20 games, while Tim Hardaway and Sarunas Marciulionis missed entire season.
 - Don Nelson was selected by USA Basketball to coach Dream Team II, which included Hardaway, at the 1994 World Championship of Basketball.

GAME-BY-GAME RESULTS RECORD 50-32



DATE	G	OPPONENT	W/L	SCORE	ATTENDANCE	RECORD
11/5	1	at San Antonio	L	85-91	36,523	0-1
11/6	2	at Dallas	W	93-89	13,195	1-1
11/9	3	Houston	L	93-102	15,025	1-2
11/12	4	Cleveland	L	93-102	15,025	1-3
11/13	5	at Denver	W	106-98	17,171	2-3
11/16	6	Phoenix	L	104-116	15,025	2-4
11/18	7	L.A. Lakers	W	103-76	15,025	3-4
11/20	8	Seattle	L	97-112	15,025	3-5
11/23	9	at Orlando	W	107-120	15,291	3-6
11/24	10	at Miami	L	108-102	15,002	4-6
11/26	11	at Philadelphia	W	100-88	18,168	5-6
11/28	12	at Detroit	W	91-88	21,454	6-6
11/30	13	Dallas	W	103-91	15,025	7-6
12/2	14	Minnesota	L	91-103	15,025	7-7
12/4	15	Indiana	W	99-92	15,025	8-7
12/7	16	Denver	W	95-90	15,025	9-7
12/9	17	New York	L	81-94	15,025	9-8
12/11	18	Utah	W	115-112 (OT)	15,025	10-8
12/12	19	at L.A. Lakers	W	100-97	11,477	11-8
12/15	20	at Phoenix	L	104-110	19,023	11-9
12/17	21	at Sacramento	W	109-94	17,317	12-9
12/18	22	at Seattle	L	111-126	14,813	12-10
12/21	23	Portland	L	98-100	15,025	12-11
12/23	24	L.A. Clippers	W	141-95	15,025	13-11
12/26	25	at Portland	W	108-106 (OT)	12,888	14-11
12/28	26	Philadelphia	L	90-107	15,025	14-12
12/30	27	at Denver	L	96-101	17,171	14-13
1/4	28	Sacramento	W	115-112	15,025	15-13
1/6	29	San Antonio	W	102-98	15,025	16-13
1/9	30	at Phoenix	L	107-122	19,023	16-14
1/11	31	at L.A. Lakers	W	122-117	11,735	17-14
1/12	32	Miami	W	100-92	15,025	18-14
1/14	33	Seattle	W	121-100	15,025	19-14
1/17	34	Phoenix	W	104-99	15,025	20-14
1/19	35	at Atlanta	W	120-119	10,970	21-14
1/21	36	at Boston	L	116-124	14,890	21-15
1/22	37	at New Jersey	L	98-124	20,049	21-16
1/26	38	Detroit	W	108-92	15,025	22-16
1/28	39	at Utah	L	91-119	19,911	22-17
1/29	40	New Jersey	W	106-120	15,025	22-18
1/31	41	at L.A. Clippers	W	110-96	9,281	23-18
2/2	42	Denver	W	97-84	15,025	24-18
2/4	43	Chicago	L	99-101	15,025	24-19
2/6	44	at Washington	W	106-84	18,756	25-19
2/7	45	at Indiana	L	99-104	12,003	25-20
2/9	46	at Charlotte	W	126-116	23,698	26-20
2/10	47	at New York	W	113-105	19,763	27-20
2/15	48	Sacramento	W	123-113	15,025	28-20
2/17	49	Atlanta	W	119-115	15,025	29-20
2/19	50	Boston	W	101-90	15,025	30-20
2/22	51	at Milwaukee	W	117-113	13,945	31-20
2/23	52	at Chicago	L	100-123	18,442	31-21
2/25	53	at Cleveland	L	97-107	19,021	31-22
2/27	54	at Minnesota	L	100-107	18,268	31-23
3/1	55	L.A. Clippers	W	114-109	15,025	32-23
3/3	56	Phoenix	W	120-107	15,025	33-23
3/5	57	Charlotte	W	129-112	15,025	34-23
3/7	58	at Portland	L	108-137	12,888	34-24
3/8	59	at Seattle	L	98-113	14,624	34-25
3/10	60	Portland	W	100-97	15,025	35-25
3/13	61	at L.A. Clippers	L	117-120 (OT)	10,086	35-26
3/15	62	Washington	W	123-93	15,025	36-26
3/17	63	at Houston	L	99-112	14,707	36-27
3/19	64	at Dallas	W	116-107	16,101	37-27
3/22	65	Orlando	W	117-116	15,025	38-27
3/24	66	Milwaukee	W	114-112	15,025	39-27
3/26	67	San Antonio	L	101-112	15,025	39-28
3/29	68	at Utah	W	116-113	19,911	40-28
3/30	69	Houston	L	104-114	15,025	40-29
4/1	70	Minnesota	W	146-109	15,025	41-29
4/2	71	at Seattle	L	109-119	14,812	41-30
4/5	72	at San Antonio	W	106-101	18,769	42-30
4/7	73	at Houston	L	102-134	15,914	42-31
4/9	74	at Minnesota	W	117-105	17,878	43-31
4/11	75	Dallas	W	122-108	15,025	44-31
4/12	76	at L.A. Lakers	W	128-117	13,302	45-31
4/14	77	Portland	W	113-108	15,025	46-31
4/16	78	Utah	W	109-105	15,025	47-31
4/18	79	at L.A. Clippers	W	134-131 (OT)	10,969	48-31
4/21	80	Sacramento	W	121-96	15,025	49-31
4/23	81	L.A. Lakers	W	126-91	15,025	50-31
4/24	82	at Sacramento	L	97-105	17,317	50-32

GOLDEN STATE WARRIORS 1994-95



BACK ROW (left to right): Carlos Rogers, Donyell Marshall, David Wood, Victor Alexander, Rony Seikaly, Clifford Rozier, Chris Gatling, Assistant Coach Rod Higgins, Interim Head Coach Bob Lanier, Owner and CEO Christopher Cohan.
MIDDLE: Strength and Conditioning Coach Mark Grabow, Vice President and Assistant General Manager Al Attles, Chris Mullin, Ricky Pierce, Latrell Sprewell, Tim Hardaway, Keith Jennings, Athletic Trainer Tom Abdenour. FRONT: Ryan Lorthridge and Dwayne Morton.

PLAYER	G	MIN	FGM	FGA	PCT	3-PT FG			FTM	FTA	PCT	REBOUNDS				AST	PF	STL	TO	BLK	PTS	AVG
						FG	FGA	PCT				OFF	DEF	TOT								
Sprewell	69	2771	490	1171	.418	90	326	.276	350	448	.781	58	198	256	279	108	112	230	46	1420	20.6	
Hardaway	62	2321	430	1007	.427	168	444	.378	219	288	.760	46	144	190	578	155	88	214	121	247	20.1	
Mullin	25	890	170	348	.489	42	93	.452	94	107	.879	25	90	115	125	53	38	93	19	476	19.0	
Gatling	58	1470	324	512	.633	0	1	.000	148	250	.592	144	299	443	51	184	39	117	52	796	13.7	
Marshall (TOT)	72	2086	345	876	.394	69	243	.284	147	222	.662	137	268	405	105	157	45	115	88	906	12.6	
Marshall (GS)	32	1050	187	453	.413	37	137	.270	64	100	.640	73	136	209	48	94	20	57	38	475	14.8	
Pierce	27	673	111	254	.437	23	70	.329	93	106	.877	12	52	64	40	38	22	24	2	338	12.5	
Seikaly	36	1035	162	314	.516	0	0	—	111	160	.694	77	189	266	45	122	20	104	37	435	12.1	
Gugliotta	40	1324	176	397	.443	28	90	.311	55	97	.567	100	197	297	122	98	50	93	23	435	10.9	
Alexander	50	1237	230	447	.515	6	25	.240	36	60	.600	87	204	291	60	145	28	76	29	502	10.0	
Rogers	49	1017	180	340	.529	2	14	.143	76	146	.521	108	170	278	37	124	22	84	52	438	8.9	
Jennings	80	1722	190	425	.447	75	204	.368	134	153	.876	26	122	148	373	133	95	120	2	589	7.4	
Lorthridge	37	672	106	223	.475	3	14	.214	57	88	.648	24	47	71	101	42	28	57	1	272	7.4	
Legler	24	371	60	115	.522	26	50	.520	30	34	.882	12	28	40	27	33	12	20	1	76	7.3	
Rozier	66	1494	189	390	.485	2	7	.286	68	152	.447	200	286	486	45	196	35	89	39	448	6.8	
Wood	78	1336	153	326	.469	31	91	.341	91	117	.778	83	158	241	65	217	28	53	3	428	5.5	
Morton	41	395	50	129	.388	9	25	.360	58	85	.682	21	37	58	18	45	11	27	15	167	4.1	
Bol	5	81	6	10	.600	3	5	.600	0	0	—	1	11	12	0	10	0	1	9	15	3.0	
Higgins	5	46	3	12	.250	1	6	.167	3	4	.750	4	3	7	3	7	1	1	1	10	2.0	

NOTES

- Latrell Sprewell, at age 24, became the youngest Warriors player to start in an NBA All-Star Game since Rick Barry earned the honor as a 21-year-old rookie in 1966.
- Tim Hardaway finished the season as the only player in the league who averaged over 20.0 points and 9.0 assists (third in the league in assists with a 9.3 average).
- Chris Gatling became the first Warriors player since Wilt Chamberlain (1962-63) to lead the NBA in field goal percentage (.633), setting a team record.
- Donyell Marshall was acquired from Minnesota in exchange for Tom Gugliotta on 2/18/95, and was named NBA All-Rookie Second Team by the league's head coaches.
 - Christopher Cohan became the sole owner of the Warriors by purchasing a 75-percent interest from a group of co-investors led by Jim Fitzgerald and Dan Finnane.
- Rony Seikaly was acquired from Miami in exchange for Billy Owens and the rights to Predrag Danilovic on 11/2/94.
- Tom Gugliotta and three future first-round picks were acquired from Washington in exchange for Chris Webber on 11/17/94.
 - Don Nelson stepped down as head coach and general manager, Bob Lanier was named interim head coach and Ed Gregory was named director of player personnel on 2/13/95.
- On 5/21/95, the Warriors won the NBA Draft Lottery and used the first pick in the draft to select Joe Smith.

GAME-BY-GAME RESULTS RECORD 26-56



DATE	G	OPPONENT	W/L	SCORE	ATTENDANCE	RECORD
11/4	1	at San Antonio	W	123-118	30,542	1-0
11/5	2	at Denver	W	108-104	17,171	2-0
11/8	3	Miami	W	121-114	15,025	3-0
11/11	4	at Utah	W	112-104	19,783	4-0
11/12	5	L.A. Lakers	W	121-99	15,025	5-0
11/15	6	Minnesota	L	112-114	15,025	5-1
11/17	7	New York	W	109-100	15,025	6-1
11/19	8	Utah	W	119-115	15,025	7-1
11/22	9	at Charlotte	L	98-102	23,698	7-2
11/24	10	at Indiana	L	96-123	16,613	7-3
11/26	11	at Cleveland	L	87-101	20,562	7-4
11/27	12	at Detroit	L	91-106	15,189	7-5
11/29	13	L.A. Clippers	W	127-124 (OT)	15,025	8-5
12/1	14	Houston	L	109-113	15,025	8-6
12/3	15	Indiana	L	107-118	15,025	8-7
12/6	16	at L.A. Lakers	L	101-113	10,579	8-8
12/9	17	at Portland	L	107-116	12,888	8-9
12/10	18	at Sacramento	L	94-106	17,317	8-10
12/12	19	at Phoenix	L	84-90	19,023	8-11
12/13	20	Sacramento	L	107-112	15,025	8-12
12/15	21	at L.A. Clippers	L	82-89	17,277	8-13
12/16	22	Orlando	L	128-131 (OT)	15,025	8-14
12/20	23	Dallas	L	107-110	15,025	8-15
12/22	24	Washington	W	107-87	15,025	9-15
12/27	25	L.A. Lakers	W	129-105	15,025	10-15
12/29	26	at Houston	L	124-126	16,611	10-16
12/30	27	at Dallas	L	94-110	17,502	10-17
1/3	28	San Antonio	L	86-91	15,025	10-18
1/5	29	Milwaukee	L	103-111	15,025	10-19
1/10	30	Seattle	L	118-128 (OT)	15,025	10-20
1/11	31	at Portland	L	92-104	12,888	10-21
1/13	32	at L.A. Lakers	L	104-115	13,182	10-22
1/14	33	Cleveland	L	97-103 (OT)	15,025	10-23
1/16	34	Denver	W	77-73	15,025	11-23
1/19	35	at Sacramento	L	103-112	17,317	11-24
1/24	36	New Jersey	L	93-106	15,025	11-25
1/26	37	at Washington	W	121-118 (OT)	15,911	12-25
1/27	38	at Boston	L	91-117	14,890	12-26
1/29	39	at Chicago	L	94-116	22,398	12-27
1/31	40	at New York	L	87-90	19,763	12-28
2/1	41	at Atlanta	L	99-111	9,671	12-29
2/3	42	L.A. Clippers	W	106-89	15,025	13-29
2/5	43	Chicago	L	93-97	15,025	13-30
2/7	44	at Minnesota	L	100-109	14,396	13-31
2/9	45	at Denver	W	109-101	17,171	14-31
2/14	46	at Seattle	L	108-118	13,918	14-32
2/15	47	Boston	L	115-116	15,025	14-33
2/17	48	at Phoenix	W	139-128 (OT)	19,023	15-33
2/18	49	Seattle	L	117-129	15,025	15-34
2/20	50	Philadelphia	W	98-85	15,025	16-34
2/22	51	Portland	L	89-107	15,025	16-35
2/25	52	at Houston	L	105-112	16,611	16-36
2/26	53	at San Antonio	L	99-129	29,014	16-37
3/1	54	Utah	L	85-98	15,025	16-38
3/3	55	Charlotte	L	86-116	15,025	16-39
3/5	56	Phoenix	L	112-122	15,025	16-40
3/6	57	at Seattle	W	106-103	13,442	17-40
3/8	58	L.A. Clippers	W	120-107	15,025	18-40
3/10	59	at L.A. Clippers	L	102-121	8,353	18-41
3/12	60	at Phoenix	W	124-117 (OT)	19,023	19-41
3/13	61	Dallas	L	125-130	15,025	19-42
3/15	62	L.A. Lakers	W	119-108	15,025	20-42
3/17	63	at Sacramento	L	110-128	17,317	20-43
3/19	64	Detroit	W	117-115	15,025	21-43
3/21	65	at Milwaukee	L	109-115	13,187	21-44
3/22	66	at Philadelphia	L	102-119	10,160	21-45
3/24	67	at Miami	L	111-115	14,461	21-46
3/26	68	at Orlando	L	98-132	16,010	21-47
3/28	69	at New Jersey	W	127-113	15,447	22-47
3/30	70	Atlanta	L	80-108	15,025	22-48
4/1	71	Minnesota	L	104-126	15,025	22-49
4/4	72	Phoenix	W	122-114	15,025	23-49
4/6	73	Houston	L	102-110	15,025	23-50
4/8	74	San Antonio	L	99-112	15,025	23-51
4/10	75	at Dallas	W	123-112	17,063	24-51
4/12	76	at Minnesota	W	123-109	13,850	25-51
4/13	77	at Utah	L	102-121	19,911	25-52
4/15	78	Seattle	L	99-115	15,025	25-53
4/18	79	Portland	W	103-102	15,025	26-53
4/20	80	Sacramento	L	98-112	15,025	26-54
4/22	81	Denver	W	129-130 (2OT)	15,025	26-55
4/23	82	at Portland	L	83-116	12,888	26-56

GOLDEN STATE WARRIORS 1995-96



BACK ROW (left to right): Equipment Manager Shane Salazar, Assistant Coach John Wetzel, Rony Seikaly, Kevin Willis, Clifford Rozier, Assistant Coach Rod Higgins, Assistant Coach George Irvine. MIDDLE: Strength and Conditioning Coach Mark Grabow, Athletic Trainer Tom Abdenour, Joe Smith, Jon Barry, Bimbo Coles, Owner and CEO Christopher Cohan, Head Coach Rick Adelman. FRONT: Jerome Kersey, Andrew DeClercq, B.J. Armstrong, Latrell Sprewell, Chris Mullin, Donyell Marshall.

PLAYER	G	MIN	3-PT FG					REBOUNDS													
			FGM	FGA	PCT	FG	FGA	PCT	FTM	FTA	PCT	OFF	DEF	TOT	AST	PF	STL	TO	BLK	PTS	AVG
Sprewell	78	3064	515	1202	.428	91	282	.323	352	446	.789	124	256	380	328	150	127	222	45	1473	18.9
Smith	82	2821	469	1024	.458	10	28	.357	303	392	.773	300	417	717	79	224	85	138	134	1251	15.3
Hardaway	52	1487	255	606	.421	85	232	.366	140	182	.769	22	109	131	360	131	74	125	11	735	14.1
Mullin	55	1617	269	539	.499	59	150	.393	137	160	.856	44	115	159	194	127	75	122	32	734	13.3
Armstrong	82	2262	340	727	.468	98	207	.473	234	279	.839	22	162	184	401	147	68	128	6	1012	12.3
Seikaly	64	1813	285	568	.502	2	3	.667	204	282	.723	166	333	499	71	219	40	180	69	776	12.1
Coles (TOT)	81	2615	318	777	.409	88	254	.346	168	211	.796	49	211	260	422	253	94	171	17	892	11.0
Coles (GS)	29	733	87	218	.399	25	82	.305	29	38	.763	11	48	59	126	78	31	48	5	228	7.9
Willis (TOT)	75	2135	325	712	.456	1	9	.111	143	202	.708	208	430	638	53	253	32	161	41	794	10.6
Willis (GS)	28	778	130	300	.433	1	4	.250	54	77	.701	74	144	218	19	95	13	62	16	315	11.3
Gatling	47	862	171	308	.555	0	1	.000	84	132	.636	78	164	242	26	135	19	60	29	426	9.1
Kersey	76	1620	205	500	.410	3	17	.176	97	147	.660	154	209	363	114	205	91	75	45	510	6.7
Marshall	62	934	125	314	.398	28	94	.298	64	83	.771	65	148	213	49	83	22	48	31	342	5.5
Barry	68	712	91	185	.492	44	93	.473	31	37	.838	17	46	63	85	51	33	42	11	257	3.8
Rozier	59	723	79	135	.585	0	2	.000	26	55	.473	71	100	171	22	135	19	40	30	184	3.1
DeClercq	22	203	24	50	.480	0	1	.000	11	19	.579	18	21	39	9	30	7	4	5	59	2.7
Churchwell	4	20	3	8	.375	0	0	—	0	0	—	0	3	3	1	1	0	2	0	6	1.5
Hammink (TOT)	6	17	2	4	.500	0	0	—	4	7	.571	2	2	4	0	2	0	2	0	8	1.3
Hammink (GS)	3	10	1	2	.500	0	0	—	2	3	.667	0	1	1	0	1	0	0	0	4	1.3
Wood	21	96	7	14	.500	1	3	.333	7	8	.875	7	9	16	5	23	2	3	1	22	1.0

NOTES


- Dave Twardzik was named general manager on 5/10/95 and Rick Adelman head coach on 5/19/95.
- B.J. Armstrong was acquired from Toronto in exchange for Victor Alexander, Carlos Rogers and the rights to Dwayne Whitfield, Martin Lewis and Michael McDonald on 9/18/95.
- Joe Smith won two Rookie of the Month awards (December and February) on his way to earning NBA All-Rookie First Team honors.
- Kevin Willis and Bimbo Coles were acquired from Miami in exchange for Tim Hardaway and Chris Gatling on 2/22/96.
- Warriors scored a franchise-low 64 points vs. the Cleveland Cavaliers on 3/30/96.

GAME-BY-GAME RESULTS RECORD 36-46



DATE	G	OPPONENT	W/L	SCORE	ATTENDANCE	RECORD
11/3	1	at Houston	L	92-110	16,611	0-1
11/4	2	at Dallas	L	84-99	17,502	0-2
11/7	3	Denver	W	98-93	15,025	1-2
11/9	4	Atlanta	L	121-125	15,025	1-3
11/11	5	L.A. Lakers	W	123-105	15,025	2-3
11/12	6	at Phoenix	L	109-112	19,023	2-4
11/14	7	L.A. Clippers	L	106-118	15,025	2-5
11/16	8	New York	L	97-120	15,025	2-6
11/18	9	Dallas	W	121-108	15,025	3-6
11/20	10	at Orlando	L	95-101	17,248	3-7
11/22	11	at Miami	L	93-103	14,439	3-8
11/24	12	at Boston	W	101-94	16,625	4-8
11/25	13	at Philadelphia	W	107-89	10,201	5-8
11/27	14	at Toronto	L	98-101	19,563	5-9
11/29	15	Portland	L	98-112	15,025	5-10
12/2	16	Indiana	W	100-97	15,025	6-10
12/6	17	Orlando	L	107-109	15,025	6-11
12/8	18	Detroit	L	114-121 (OT)	15,025	6-12
12/9	19	at Utah	L	109-123	19,784	6-13
12/12	20	Miami	W	105-80	15,025	7-13
12/15	21	at Seattle	L	101-108	17,072	7-14
12/16	22	at Vancouver	W	116-85	15,539	8-14
12/19	23	Charlotte	W	102-99	15,025	9-14
12/20	24	at Denver	L	104-109	16,625	9-15
12/22	25	Washington	W	132-117	15,025	10-15
12/26	26	at Detroit	L	90-100	16,666	10-16
12/27	27	at Washington	L	94-115	18,756	10-17
12/29	28	at Atlanta	W	117-96	12,526	11-17
12/30	29	at New Jersey	W	120-110	16,570	12-17
1/3	30	Philadelphia	W	122-111	15,025	13-17
1/5	31	Minnesota	W	122-119 (OT)	15,025	14-17
1/6	32	at Sacramento	L	106-115	17,317	14-18
1/9	33	Vancouver	W	109-103	15,025	15-18
1/11	34	Phoenix	L	106-111	15,025	15-19
1/12	35	at Vancouver	W	104-95	16,581	16-19
1/15	36	Seattle	L	95-104	15,025	16-20
1/17	37	at Minnesota	L	88-98	11,651	16-21
1/18	38	at Milwaukee	L	96-100	13,844	16-22
1/20	39	at Charlotte	W	110-102	24,042	17-22
1/24	40	Utah	L	89-100	15,025	17-23
1/26	41	Sacramento	W	124-118	15,025	18-23
1/27	42	at Utah	L	91-108	19,911	18-24
1/30	43	at L.A. Lakers	L	118-128	17,505	18-25
2/2	44	Toronto	W	114-111	15,025	19-25
2/4	45	New Jersey	W	96-92	15,025	20-25
2/5	46	at L.A. Clippers	W	128-124	6,057	21-25
2/7	47	Chicago	L	95-99	15,025	21-26
2/13	48	at Portland	W	99-98	20,186	22-26
2/14	49	Boston	W	106-103	15,025	23-26
2/16	50	at San Antonio	L	95-113	16,673	23-27
2/19	51	at Dallas	W	112-100	15,493	24-27
2/21	52	San Antonio	W	95-92	15,025	25-27
2/22	53	at Seattle	L	90-106	17,072	25-28
2/24	54	L.A. Clippers	W	86-80	15,025	26-28
2/27	55	at Cleveland	L	80-92	15,546	26-29
2/29	56	at Indiana	L	85-94	16,321	26-30
3/1	57	at Chicago	L	87-110	23,596	26-31
3/3	58	at New York	L	94-109	19,763	26-32
3/5	59	Vancouver	W	110-78	15,025	27-32
3/7	60	Houston	W	95-86	15,025	28-32
3/9	61	at Denver	L	88-102	17,171	28-33
3/10	62	Sacramento	L	95-96	15,025	28-34
3/12	63	San Antonio	L	98-106	15,025	28-35
3/14	64	L.A. Lakers	L	103-106	15,025	28-36
3/16	65	Milwaukee	W	99-94	15,025	29-36
3/18	66	at San Antonio	L	98-104	15,581	29-37
3/19	67	at Houston	W	105-102 (OT)	16,285	30-37
3/21	68	at Phoenix	L	96-104	19,023	30-38
3/23	69	Phoenix	W	98-89	15,025	31-38
3/26	70	Seattle	L	102-114	15,025	31-39
3/28	71	at Portland	L	89-94	20,593	31-40
3/30	72	Cleveland	L	64-90	15,025	31-41
4/2	73	Houston	L	106-112	15,025	31-42
4/4	74	Denver	W	98-90	15,025	32-42
4/6	75	Minnesota	W	111-106	15,025	33-42
4/8	76	Dallas	L	102-104	15,025	33-43
4/11	77	at L.A. Clippers	W	111-101	13,247	34-43
4/12	78	at L.A. Lakers	L	81-94	17,505	34-44
4/14	79	Utah	W	93-82	15,025	35-44
4/17	80	at Minnesota	W	109-103	12,719	36-44
4/19	81	Portland	L	87-95	15,025	36-45
4/21	82	at Sacramento	L	100-107	17,317	36-46

GOLDEN STATE WARRIORS 1996-97



BACK ROW (left to right): Athletic Trainer Tom Abdou, Equipment Manager Shane Salazar, Lou Roe, Todd Fuller, Felton Spencer, Joe Smith, Donyell Marshall, Andrew DeClercq, Assistant Coach George Irvine, Assistant Coach Rod Higgins, Assistant Coach John Wetzel, Head Coach Rick Adelman. FRONT: Strength and Conditioning Coach Mark Grabow, Scott Burrell, Melvin Booker, Mark Price, Chris Mullin, Latrell Sprewell, B.J. Armstrong, Bimbo Coles, Ray Owes.

PLAYER	G	MIN	FGM	FGA	PCT	3-PT FG			FTM	FTA	PCT	REBOUNDS				AST	PF	STL	TO	BLK	PTS	AVG
						FG	FGA	PCT				OFF	DEF	TOT								
Sprewell	80	3353	649	1444	.449	147	415	.354	493	585	.843	58	308	366	507	153	132	322	45	1938	24.2	
Smith	80	3086	587	1293	.454	12	46	.261	307	377	.814	261	418	679	125	244	74	192	86	1493	18.7	
Mullin	79	2733	438	792	.553	83	202	.411	184	213	.864	75	242	317	322	155	130	192	33	1143	14.5	
Price	70	1876	263	589	.447	112	283	.396	155	171	.906	36	143	179	342	100	67	161	3	793	11.3	
Armstrong	49	1020	148	327	.453	25	90	.278	68	79	.861	7	67	74	126	56	25	53	2	389	7.9	
Marshall	61	1022	174	421	.413	35	111	.315	61	98	.622	92	184	276	54	96	25	55	46	444	7.3	
Coles	51	1183	122	314	.389	30	102	.294	37	49	.755	39	79	118	149	96	35	59	7	311	6.1	
Booker (TOT)	21	430	46	105	.438	12	37	.324	18	20	.900	7	22	29	53	28	3	27	2	122	5.8	
Booker (GS)	16	409	44	101	.436	11	35	.314	18	20	.900	7	21	28	50	28	3	20	2	117	7.3	
DeClercq	71	1065	142	273	.520	0	0	—	91	151	.603	122	176	298	32	229	33	76	27	375	5.3	
Burrell (TOT)	57	939	98	271	.362	41	116	.353	57	76	.750	49	109	158	74	120	28	53	19	294	5.2	
Burrell (GS)	29	457	53	140	.379	22	61	.361	15	23	.652	25	54	79	35	60	14	28	8	143	4.9	
Spencer (TOT)	73	1558	139	284	.489	0	0	—	94	161	.584	157	259	416	22	275	34	88	50	372	5.1	
Spencer (GS)	72	1539	137	282	.486	0	0	—	94	161	.584	152	258	410	21	273	34	87	50	368	5.1	
Fuller	75	949	114	266	.429	0	0	—	76	110	.691	108	141	249	24	146	10	52	20	304	4.1	
Royal	36	509	37	96	.385	0	2	.000	62	78	.795	33	62	95	14	55	11	22	9	136	3.8	
Owes	57	592	75	180	.417	1	5	.200	26	46	.565	64	99	163	15	86	15	23	20	177	3.1	
Roe	17	107	14	48	.292	3	11	.273	9	19	.474	7	7	14	6	10	3	11	1	40	2.4	
Rozier	1	5	0	1	.000	0	0	—	0	0	—	0	0	0	0	0	0	0	0	0	0.0	

NOTES


- Warriors played all home games at San Jose Arena during renovation of Oakland Coliseum.
- Re-signed Latrell Sprewell to a four-year contract on 7/22/96.
- Acquired Felton Spencer, Jon Koncak and Donald Royal from Orlando for Rony Seikaly, Clifford Rozier and a future second-round pick on 11/2/96.
- Mullin passed Nate Thurmond for the Warriors all-time games played record on 2/21/97, with his 758th game.
- Fired Head Coach Rick Adelman on 4/28/97 and fired General Manager Dave Twardzik on 6/5/97.

GAME-BY-GAME RESULTS RECORD 30-52



DATE	G	OPPONENT	W/L	SCORE	ATTENDANCE	RECORD
11/1	1	L.A. Clippers	L	85-97	15,593	0-1
11/3	2	at Vancouver	W	105-95	15,781	1-1
11/5	3	Portland	L	93-111	14,458	1-2
11/7	4	New York	L	100-105	16,639	1-3
11/8	5	at Denver	L	91-94	10,302	1-4
11/12	6	at Seattle	L	102-121	17,072	1-5
11/14	7	Milwaukee	W	95-86	14,414	2-5
11/16	8	at Houston	L	103-115	16,285	2-6
11/17	9	at San Antonio	W	102-92	13,334	3-6
11/19	10	L.A. Lakers	L	109-112	18,742	3-7
11/21	11	at Utah	L	104-109 (OT)	18,889	3-8
11/23	12	Houston	L	115-120 (OT)	16,896	3-9
11/26	13	Miami	L	88-107	15,026	3-10
11/28	14	New Jersey	W	124-118	15,209	4-10
11/29	15	at Portland	L	93-119	21,068	4-11
12/1	16	Portland	W	98-70	12,510	5-11
12/3	17	Denver	W	114-99	12,347	6-11
12/4	18	at Phoenix	L	87-118	19,023	6-12
12/6	19	Indiana	L	71-86	14,164	6-13
12/8	20	San Antonio	W	114-88	13,057	7-13
12/10	21	at Toronto	W	101-91	15,132	8-13
12/12	22	at New York	L	79-90	19,763	8-14
12/13	23	at Cleveland	L	87-101	15,410	8-15
12/15	24	Washington	L	102-110	16,005	8-16
12/17	25	at Seattle	L	83-123	17,072	8-17
12/18	26	Minnesota	W	123-96	12,818	9-17
12/22	27	L.A. Clippers	W	97-91	13,436	10-17
12/26	28	at Dallas	W	113-108	13,365	11-17
12/28	29	at Houston	L	95-104	16,285	11-18
1/3	30	Philadelphia	W	122-114 (OT)	17,715	12-18
1/6	31	Charlotte	L	101-109	12,314	12-19
1/8	32	Vancouver	L	95-109	12,819	12-20
1/9	33	at Vancouver	W	102-86	15,454	13-20
1/12	34	at Milwaukee	L	93-111	13,289	13-21
1/14	35	at Boston	L	108-116	14,235	13-22
1/15	36	at Philadelphia	W	128-111	10,932	14-22
1/17	37	at Indiana	W	98-91	15,436	15-22
1/18	38	at Minnesota	L	93-108	17,891	15-23
1/21	39	Dallas	W	105-93	13,777	16-23
1/25	40	Detroit	L	79-94	16,187	16-24
1/24	41	at L.A. Lakers	L	97-114	17,505	16-25
1/27	42	Vancouver	W	122-97	12,839	17-25
1/29	43	Seattle	L	86-111	16,704	17-26
1/31	44	Chicago	L	92-115	18,748	17-27
2/1	45	at L.A. Clippers	L	98-110	7,767	17-28
2/4	46	Atlanta	L	85-107	13,111	17-29
2/13	47	at Dallas	W	107-99	13,034	18-29
2/14	48	at San Antonio	W	108-94	14,501	19-29
2/16	49	at Sacramento	L	85-105	17,317	19-30
2/19	50	Boston	W	112-101	14,701	20-30
2/21	51	at Minnesota	L	82-101	16,279	20-31
2/22	52	at Chicago	L	87-120	23,917	20-32
2/24	53	at Atlanta	L	100-106	15,660	20-33
2/26	54	at Detroit	L	84-117	21,454	20-34
2/28	55	at New Jersey	W	117-108	14,781	21-34
3/1	56	at Washington	L	108-118	18,756	21-35
3/3	57	Utah	L	104-111	16,334	21-36
3/5	58	Houston	L	85-90	17,105	21-37
3/7	59	Orlando	W	108-101	17,027	22-37
3/9	60	Sacramento	W	102-98	16,242	23-37
3/10	61	at L.A. Clippers	L	106-112	6,280	23-38
3/12	62	at L.A. Lakers	L	101-109	17,009	23-39
3/13	63	Cleveland	W	101-95 (OT)	13,608	24-39
3/15	64	Toronto	W	106-102	15,058	25-39
3/17	65	Phoenix	L	95-116	17,029	25-40
3/19	66	at Miami	L	91-93 (OT)	15,200	25-41
3/20	67	at Orlando	L	95-100	17,248	25-42
3/22	68	at Charlotte	L	93-100 (OT)	20,042	25-43
3/25	69	Seattle	L	89-126	15,695	25-44
3/28	70	at Phoenix	L	115-122 (OT)	19,023	25-45
3/30	71	Minnesota	L	102-113	14,498	25-46
4/1	72	at Portland	W	91-82	21,239	26-46
4/3	73	Dallas	W	106-90	13,669	27-46
4/5	74	San Antonio	W	120-103	13,948	28-46
4/6	75	Utah	L	100-114	15,167	28-47
4/8	76	L.A. Lakers	L	85-109	17,973	28-48
4/10	77	Denver	W	109-107 (OT)	15,930	29-48
4/11	78	at Sacramento	L	87-97	17,317	29-49
4/13	79	Phoenix	L	97-105	14,944	29-50
4/14	80	at Denver	W	103-93	7,514	30-50
4/17	81	at Utah	L	93-106	19,911	30-51
4/19	82	Sacramento	L	120-122 (OT)	18,388	30-52

GOLDEN STATE WARRIORS 1997-98



BACK ROW (left to right): Assistant Coach Paul Westhead, Head Coach P.J. Carlesimo, Jason Caffey, Donyell Marshall, Todd Fuller, Felton Spencer, Erick Dampier, Adonal Foyle, Clarence Weatherspoon, Basketball Operations Assistant Scott Pruneau, Equipment Manager Shane Salazar. FRONT: Assistant Coach Rod Higgins, Assistant Coach Bob Staak, Duane Ferrell, Gerald Madkins, Tony Delk, Muggsy Bogues, Jim Jackson, Bimbo Coles, Jeff Grayer, Director of Athletic Development Mark Grabow, Athletic Trainer Tom Abdenour.

PLAYER	G	MIN	FGM	FGA	PCT	3-PT FG				REBOUNDS							PTS	AVG			
						FG	FGA	PCT	FTM	FTA	PCT	OFF	DEF	TOT	AST	PF			STL	TO	BLK
Sprewell	14	547	110	277	.397	9	48	.188	70	94	.745	7	44	51	68	26	19	44	5	299	21.4
Smith	49	1645	343	800	.429	0	7	.000	160	208	.769	141	197	338	67	169	44	106	38	846	17.3
Jackson (TOT)	79	3046	476	1107	.430	61	191	.319	229	282	.812	130	270	400	381	186	79	263	8	1242	15.7
Jackson (GS)	31	1258	230	572	.402	22	79	.278	103	128	.805	61	112	173	158	74	38	118	2	585	18.9
Marshall	73	2611	451	1091	.413	63	201	.313	158	216	.731	210	418	628	159	226	95	147	73	1123	15.4
Dampier	82	2656	352	791	.445	0	2	.000	267	399	.669	272	443	715	94	281	39	175	139	971	11.8
Delk (TOT)	77	1681	314	798	.393	42	157	.268	111	151	.735	38	134	172	172	96	73	109	12	781	10.1
Delk (GS)	74	1647	311	794	.392	41	156	.263	110	149	.738	38	132	170	169	88	73	105	12	773	10.4
Weatherspoon (TOT) 79	2325	268	608	.441	0	0	---	200	277	.722	198	396	594	89	194	85	119	74	736	9.3	
Weatherspoon (GS) 31	1035	127	277	.458	0	0	---	77	103	.748	89	169	258	49	86	42	50	22	331	10.7	
Coles	53	1471	166	438	.379	13	57	.228	78	88	.886	17	106	123	248	135	51	89	13	423	8.0
Caffey (TOT)	80	1423	226	466	.485	0	2	.000	131	200	.655	160	184	344	67	181	25	105	20	583	7.3
Caffey (GS)	29	713	126	267	.472	0	1	.000	63	97	.649	84	87	171	31	89	12	57	3	315	10.9
Shaw	39	1028	103	307	.336	21	67	.313	24	33	.727	20	131	151	173	93	35	75	14	251	6.4
Thomas	10	139	25	65	.385	5	21	.238	7	10	.700	4	6	10	9	12	5	6	1	62	6.2
Bogues (TOT)	61	1570	141	323	.437	4	16	.250	61	68	.897	30	102	132	331	58	67	105	3	347	5.7
Bogues (GS)	59	1554	139	318	.437	4	16	.250	59	66	.894	30	101	131	327	56	65	104	3	341	5.8
Vaughn	22	322	46	114	.404	0	1	.000	22	34	.647	34	68	102	18	48	10	31	6	114	5.2
Armstrong	4	59	6	19	.316	0	1	.000	5	7	.714	4	3	7	6	6	4	7	0	17	4.3
Williams	9	140	16	50	.320	3	9	.333	2	4	.500	4	11	15	3	18	6	9	3	37	4.1
Fuller	57	613	86	205	.420	0	4	.000	55	80	.688	61	135	196	10	89	6	37	16	227	4.0
Foyle	55	656	69	170	.406	0	1	.000	27	62	.435	73	111	184	14	94	13	50	52	165	3.0
Simpkins	19	196	22	48	.458	0	1	.000	10	26	.385	19	27	46	16	19	5	19	2	54	2.8
Spencer	68	813	59	129	.457	0	0	---	44	79	.557	93	133	226	17	175	23	49	37	162	2.4
Grayer (TOT)	5	34	4	11	.364	2	6	.333	0	0	---	0	4	4	2	7	2	4	0	10	2.0
Grayer (GS)	4	23	4	7	.571	2	3	.667	0	0	---	0	4	4	1	7	2	2	0	10	2.5
Madkins	19	243	13	34	.382	6	15	.400	5	7	.714	2	13	15	45	18	13	13	1	37	1.9
Ferrell	50	461	41	111	.369	0	6	.000	12	22	.545	25	22	47	26	50	21	18	6	94	1.9

NOTES


- Warriors debuted their new arena, The Arena in Oakland, vs. Minnesota (11/8).
- Traded Chris Mullin to Indiana (8/12) in exchange for Erick Dampier and Duane Ferrell.
 - Latrell Sprewell was suspended for one year by the NBA (12/4).
- Acquired guard Jim Jackson and forward Clarence Weatherspoon from Philadelphia (2/17) in exchange for forward Joe Smith and guard Brian Shaw.
- Led the league in total rebounds per game (45.9) for the first time since the 1988-89 season.
 - Selected North Carolina guard Vince Carter (#5) in the 1998 NBA Draft (6/25).
- Acquired North Carolina forward Antawn Jamison (#4) from Toronto (6/25) in exchange for Vince Carter and cash.

GAME-BY-GAME RESULTS RECORD 19-63



DATE	G	OPPONENT	W/L	SCORE	ATTENDANCE	RECORD
10/31	1	at Minnesota	L	113-129	16,784	0-1
11/1	2	at Indiana	L	83-96	16,729	0-2
11/4	3	at Toronto	L	86-104	16,624	0-3
11/5	4	at New Jersey	L	96-112	12,150	0-4
11/8	5	Minnesota	L	90-97	19,283	0-5
11/9	6	at L.A. Lakers	L	97-132	14,623	0-6
11/12	7	Detroit	L	71-102	10,629	0-7
11/15	8	Portland	L	87-99	10,395	0-8
11/19	9	at San Antonio	L	87-108	15,326	0-9
11/20	10	at Dallas	W	101-97 (OT)	14,042	1-9
11/22	11	at Houston	L	84-90	16,285	1-10
11/25	12	New Jersey	L	87-101	9,678	1-11
11/28	13	at Utah	L	82-111	19,911	1-12
11/29	14	Houston	L	100-107	12,578	1-13
12/3	15	Cleveland	L	67-95	10,565	1-14
12/5	16	Orlando	W	104-89	10,084	2-14
12/7	17	at Sacramento	L	84-99	12,226	2-15
12/10	18	L.A. Lakers	W	93-92	13,414	3-15
12/12	19	at Vancouver	L	88-95	14,810	3-16
12/13	20	Sacramento	W	95-91 (OT)	10,087	4-16
12/16	21	Dallas	W	103-92	8,225	5-16
12/18	22	at L.A. Clippers	L	78-82	11,380	5-17
12/20	23	at Seattle	L	89-108	17,072	5-18
12/22	24	at Phoenix	L	76-91	19,023	5-19
12/23	25	Denver	W	87-75	10,574	6-19
12/24	26	at Denver	W	81-69	11,926	7-19
12/27	27	Philadelphia	L	78-85	12,757	7-20
12/30	28	Seattle	L	87-101	11,641	7-21
1/2	29	L.A. Clippers	L	79-94	10,653	7-22
1/7	30	Atlanta	L	86-106	11,023	7-23
1/9	31	at Detroit	L	72-101	18,366	7-24
1/10	32	at Chicago	L	82-87	23,902	7-25
1/12	33	at Minnesota	L	87-103	15,888	7-26
1/14	34	at Milwaukee	L	95-101	13,386	7-27
1/16	35	at Atlanta	L	89-102	8,778	7-28
1/17	36	at Philadelphia	L	84-112	17,016	7-29
1/20	37	Phoenix	L	69-87	13,048	7-30
1/21	38	at Utah	L	85-98	19,911	7-31
1/23	39	Vancouver	L	80-88	12,359	7-32
1/24	40	at Vancouver	L	96-107	16,223	7-33
1/27	41	at Portland	W	82-78	20,084	8-33
1/29	42	at Seattle	L	97-109	17,072	8-34
1/30	43	Chicago	L	80-87	19,804	8-35
2/1	44	Utah	L	88-115	11,269	8-36
2/3	45	San Antonio	L	96-105	9,892	8-37
2/10	46	Washington	L	87-99	10,248	8-38
2/11	47	at L.A. Lakers	L	99-105	14,674	8-39
2/13	48	Sacramento	L	92-109	10,594	8-40
2/15	49	Boston	W	101-87	13,123	9-40
2/17	50	at Portland	L	83-101	21,036	9-41
2/18	51	Charlotte	W	88-77	9,335	10-41
2/20	52	Denver	W	95-88	11,987	11-41
2/22	53	Miami	L	82-90	14,862	11-42
2/24	54	at New York	W	87-82	19,763	12-42
2/26	55	at Washington	L	87-110	16,102	12-43
2/27	56	at Boston	L	88-120	18,624	12-44
3/1	57	at Cleveland	L	82-102	14,114	12-45
3/2	58	at Charlotte	L	83-112	22,247	12-46
3/4	59	San Antonio	W	90-83	10,812	13-46
3/6	60	Indiana	L	87-101	13,148	13-47
3/9	61	at Sacramento	W	93-88	14,944	14-47
3/11	62	Minnesota	L	84-113	10,390	14-48
3/13	63	at Phoenix	L	77-101	19,023	14-49
3/15	64	Toronto	L	98-100 (OT)	13,063	14-50
3/17	65	L.A. Clippers	L	102-107	8,819	14-51
3/19	66	at Dallas	L	82-88 (OT)	11,845	14-52
3/20	67	at Miami	L	87-93	15,200	14-53
3/22	68	at Orlando	L	83-92	16,603	14-54
3/24	69	New York	L	75-88	12,524	14-55
3/26	70	Seattle	W	98-91	13,848	15-55
3/27	71	at Denver	L	89-97	11,227	15-56
3/29	72	Portland	L	83-99	14,728	15-57
3/31	73	Milwaukee	L	89-94 (OT)	9,391	15-58
4/2	74	at Houston	W	104-94	16,285	16-58
4/4	75	at San Antonio	L	80-88 (OT)	18,887	16-59
4/7	76	Utah	L	99-101	14,430	16-60
4/9	77	Houston	L	89-93	12,020	16-61
4/11	78	L.A. Lakers	L	84-96	19,821	16-62
4/13	79	Phoenix	L	97-105	12,247	16-63
4/15	80	at L.A. Clippers	W	92-80	8,477	17-63
4/16	81	Dallas	W	88-82	10,431	18-63
4/18	82	Vancouver	W	112-100	16,481	19-63

**GOLDEN STATE WARRIORS
1998-99**



BACK ROW (left to right): Jason Caffey, Terry Cummings, Felton Spencer, Erick Dampier, Adonal Foyle.
MIDDLE: Director of Athletic Development Mark Grabow, Head Coach P.J. Carlesimo, Duane Ferrell, Donyell Marshall, Chris Mills, Antawn Jamison, Assistant Coach Rod Higgins, Athletic Trainer Tom Abdenour.
FRONT: Basketball Operations Assistant Scott Pruneau, Assistant Coach Bob Staak, Tony Delk, John Starks, Muggsy Bogues, Bimbo Coles, Assistant Coach Paul Westhead, Equipment Manager Shane Salazar.

PLAYER	G	MIN	3-PT FG			REBOUNDS											PTS	AVG			
			FGM	FGA	PCT	FG	FGA	PCT	FTM	FTA	PCT	OFF	DEF	TOT	AST	PF			STL	TO	BLK
Starks	50	1686	269	728	.370	78	269	.290	74	100	.740	33	130	163	235	135	69	83	5	690	13.8
Marshall	48	1250	208	494	.421	26	72	.361	88	121	.727	115	227	342	66	123	47	80	37	530	11.0
Mills	47	1395	186	453	.411	32	115	.278	79	96	.823	49	188	237	103	125	39	58	14	483	10.3
Jamison	47	1058	178	394	.452	3	10	.300	90	153	.588	131	170	301	34	102	38	68	16	449	9.6
Coles	48	1272	183	414	.442	6	25	.240	83	101	.822	21	96	117	222	113	45	82	11	455	9.5
Cummings	50	1011	186	424	.439	1	1	1.000	81	114	.711	95	160	255	58	168	46	58	10	454	9.1
Dampier	50	1414	161	414	.389	0	0	---	120	204	.588	164	218	382	54	165	26	92	58	442	8.8
Caffey	35	876	123	277	.444	0	1	.000	62	98	.633	79	126	205	18	113	24	75	9	308	8.8
Delk	36	630	92	253	.364	16	66	.242	46	71	.648	11	43	54	95	47	16	45	6	246	6.8
Bogues	36	714	76	154	.494	0	6	.000	31	36	.861	16	57	73	134	44	43	47	1	183	5.1
Foyle	44	614	52	121	.430	0	0	---	25	51	.490	79	115	194	18	90	15	31	43	129	2.9
Spencer	26	159	15	33	.455	0	0	---	12	26	.462	18	28	46	0	41	5	9	10	42	1.6
Ferrell	8	46	1	14	.071	0	0	---	3	4	.750	5	1	6	0	4	1	1	1	5	0.6

NOTES


- Led the league in total rebounds per game (47.5) for the second consecutive season.
 - Warriors recorded the second-best improvement in the league behind Toronto.
 - John Starks ranked No. 1 among NBA two-guards in assists per game (4.7 apg).
- Antawn Jamison ranked No. 1 among NBA rookies in double-doubles (7) and was named to the NBA's All-Rookie Second Team.
- Traded Latrell Sprewell to New York (1/21) in exchange for John Starks, Terry Cummings and Chris Mills.

GAME-BY-GAME RESULTS RECORD 21-29



DATE	G	OPPONENT	W/L	SCORE	ATTENDANCE	RECORD
2/6	1	Houston	L	84-86	18,215	0-1
2/7	2	Dallas	L	99-102 (20T)	12,039	0-2
2/9	3	at Seattle	L	71-90	17,072	0-3
2/10	4	Seattle	L	82-89	8,137	0-4
2/12	5	Utah	L	81-97	11,022	0-5
2/14	6	Portland	W	105-100 (20T)	10,847	1-5
2/15	7	Minnesota	W	101-99	13,118	2-5
2/17	8	Charlotte	W	96-87	9,734	3-5
2/19	9	Dallas	W	84-79	11,432	4-5
2/20	10	at Portland	L	84-90	17,645	4-6
2/23	11	at L.A. Clippers	W	94-89	8,688	5-6
2/26	12	Phoenix	W	94-90	15,807	6-6
2/28	13	at Phoenix	L	89-102	18,857	6-7
3/2	14	at Minnesota	L	78-89	14,776	6-8
3/3	15	at Milwaukee	L	78-106	12,136	6-9
3/5	16	at Indiana	W	102-83	16,184	7-9
3/6	17	at Cleveland	L	80-97	12,894	7-10
3/9	18	Vancouver	W	92-82	10,043	8-10
3/11	19	Minnesota	W	89-82	11,150	9-10
3/12	20	at L.A. Lakers	L	78-89	17,505	9-11
3/13	21	Orlando	L	74-87	14,177	9-12
3/15	22	Sacramento	L	105-111	15,084	9-13
3/17	23	San Antonio	L	78-82	10,257	9-14
3/19	24	Seattle	W	90-78	15,253	10-14
3/23	25	at Portland	L	72-79	18,731	10-15
3/24	26	at L.A. Clippers	W	92-80	6,180	11-15
3/26	27	Washington	W	100-96	12,025	12-15
3/27	28	Houston	L	86-87	18,256	12-16
3/30	29	Portland	W	93-90	12,670	13-16
3/31	30	at Phoenix	L	78-93	18,674	13-17
4/2	31	Utah	L	85-92	18,423	13-18
4/3	32	at L.A. Lakers	W	81-76	17,505	14-18
4/5	33	at San Antonio	L	86-93	14,773	14-19
4/6	34	at Houston	L	74-111	16,285	14-20
4/8	35	at Utah	L	85-92	19,506	14-21
4/10	36	at Dallas	W	91-90	14,218	15-21
4/12	37	at Denver	W	104-96	9,812	16-21
4/15	38	Denver	W	85-79	9,130	17-21
4/16	39	L.A. Clippers	L	83-86	10,437	17-22
4/18	40	at Vancouver	W	90-85	17,063	18-22
4/20	41	L.A. Lakers	L	102-106 (0T)	20,108	18-23
4/21	42	at Sacramento	L	94-103	17,087	18-24
4/23	43	at Denver	L	84-96	11,317	18-25
4/24	44	Denver	W	93-74	15,127	19-25
4/26	45	Sacramento	W	114-89	16,111	20-25
4/29	46	at Utah	L	85-96	19,911	20-26
4/30	47	at Minnesota	L	85-90	18,157	20-27
5/1	48	at Dallas	L	94-105	15,669	20-28
5/3	49	at Vancouver	W	91-83	17,990	21-28
5/5	50	San Antonio	L	81-88	17,235	21-29

GOLDEN STATE WARRIORS 1999-2000



BACK ROW (left to right): Tim Young, Adonal Foyle, Erick Dampier, Terry Cummings, Bill Curley.

MIDDLE: Strength and Conditioning Coach Mark Grabow, General Manager/Head Coach Garry St. Jean, Billy Owens, Jason Caffey, Antawn Jamison, Donyell Marshall, Tony Farmer, Chris Mills, Assistant Coach Brian Winters, Equipment Manager Eric Housen, Athletic Trainer Tom Abdenour.

FRONT: Assistant Coach Dave Cowens, Sam Jacobson, Larry Hughes, Mookie Blaylock, Vonteeque Cummings, Mark Davis, Assistant Coach Rod Higgins.

PLAYER	G	MIN	FGM	FGA	PCT	3-PT FG			REBOUNDS							PTS	AVG				
						FG	FGA	PCT	FTM	FTA	PCT	OFF	DEF	TOT	AST			PF	STL	TO	BLK
Jamison	43	1556	356	756	.471	2	7	.286	127	208	.611	172	187	359	90	115	30	113	15	841	19.6
Mills	20	649	123	292	.421	8	30	.267	68	84	.810	46	77	123	47	60	18	25	4	322	16.1
Hughes (TOT)	82	2324	459	1147	.400	29	125	.232	279	377	.740	113	236	349	205	191	115	195	28	1226	15.0
Hughes (GS)	32	1306	267	686	.389	18	74	.243	173	235	.736	61	129	190	130	97	61	100	16	725	22.7
Starks	33	1108	192	508	.378	56	161	.348	45	54	.833	10	81	91	170	93	37	64	3	485	14.7
Marshall	64	2071	331	840	.394	49	138	.355	199	255	.780	189	448	637	167	180	68	123	68	910	14.2
Caffey	71	2159	323	675	.479	0	2	.000	206	345	.597	189	293	482	119	269	62	170	20	852	12.0
Blaylock	73	2459	327	837	.391	101	301	.336	67	95	.705	55	215	270	489	122	146	143	22	822	11.3
V. Cummings	75	1793	265	655	.405	49	151	.325	127	169	.751	57	127	184	247	174	91	132	13	706	9.4
T. Cummings	22	398	76	177	.429	0	0	---	32	39	.821	45	62	107	21	74	13	27	8	184	8.4
Dampier	21	495	70	173	.405	0	0	---	27	51	.529	48	86	134	19	75	8	29	15	167	8.0
Farmer	74	1199	127	312	.407	8	44	.182	203	265	.766	118	177	295	74	167	66	82	16	465	6.3
Davis	23	464	56	137	.409	0	2	.000	31	47	.660	31	53	84	38	52	25	40	4	143	6.2
Owens (TOT)	62	1305	150	358	.419	11	34	.324	63	106	.594	99	202	301	97	166	33	85	21	374	6.0
Owens (GS)	16	386	38	100	.380	2	7	.286	25	42	.595	36	73	109	38	47	7	24	5	103	6.4
Carr	7	74	11	33	.333	1	8	.125	16	19	.842	5	8	13	3	12	0	5	1	39	5.6
Foyle	76	1654	193	380	.508	0	0	---	34	90	.378	174	250	424	42	118	26	71	136	420	5.5
Jones	13	196	25	54	.463	11	23	.478	7	9	.778	0	16	16	39	13	6	15	0	68	5.2
Mack	23	333	37	122	.303	21	64	.328	19	20	.950	7	32	39	24	45	18	19	1	114	5.0
Jacobson (TOT)	52	681	108	212	.509	9	24	.375	30	41	.732	25	46	71	32	113	30	33	3	255	4.9
Jacobson (GS)	49	663	103	203	.507	9	24	.375	30	39	.769	25	45	70	30	112	29	31	3	245	5.0
Legler	23	284	28	78	.359	7	21	.333	14	18	.778	4	19	23	24	33	4	6	1	77	3.3
Barry	8	85	9	18	.500	3	9	.333	1	2	.500	0	8	8	17	14	2	6	0	22	2.8
Curley (TOT)	28	309	29	68	.426	0	1	.000	18	25	.720	18	32	50	14	61	13	21	4	76	2.7
Curley (GS)	24	259	23	57	.404	0	1	.000	18	25	.720	14	28	42	14	51	11	17	4	64	2.7
Young	25	137	13	39	.333	0	0	---	28	36	.778	13	22	35	5	18	2	9	1	54	2.2
Thomas	4	27	3	8	.375	0	2	.000	0	0	---	1	2	3	4	2	1	4	0	6	1.5

NOTES


- Relieved P.J. Carlesimo of his head coaching duties and named Garry St. Jean general manager/head coach (12/27).
- Acquired Larry Hughes and Billy Owens from Philadelphia as part of a three-team trade that sent John Starks and a 2000 first-round draft choice (Washington's) to Chicago, with Toni Kukoc going to the 76ers (2/16).
- Antawn Jamison's scoring average increase from 1998-99 to 1999-2000 (9.6 ppg to 19.6 ppg) was largest increase in the NBA.
- Hughes' scoring average after joining the Warriors (22.7) would have ranked 11th in the NBA projected over the entire season.
- Donyell Marshall became the first Warrior to average a point/rebound double-double since Larry Smith in 1984-85.
- The Warriors had 14 players miss 329 games due to injury (2nd in NBA), using a franchise-record and league-high 23 players.
 - The Warriors led the NBA in offensive rebounding at 15.85 offensive rebounds per game.

GAME-BY-GAME RESULTS RECORD 19-63



DATE	G	OPPONENT	W/L	SCORE	ATTENDANCE	RECORD
11/2	1	at Dallas	L	96-108	12,848	0-1
11/4	2	at San Antonio	L	81-104	14,508	0-2
11/6	3	Dallas	L	97-120	12,708	0-3
11/9	4	San Antonio	L	89-118	11,601	0-4
11/12	5	at Vancouver	W	103-93	12,792	1-4
11/13	6	Houston	L	95-103	11,684	1-5
11/16	7	Chicago	W	99-79	10,340	2-5
11/17	8	at Seattle	L	108-111	15,336	2-6
11/20	9	New York	L	79-86	18,553	2-7
11/24	10	New Jersey	L	84-92	10,017	2-8
11/26	11	at Sacramento	L	95-124	17,317	2-9
11/27	12	Toronto	L	88-106	12,251	2-10
11/19	13	at Utah	L	99-115	18,892	2-11
12/1	14	at L.A. Lakers	L	75-93	17,689	2-12
12/2	15	Seattle	L	103-117	10,112	2-13
12/4	16	Utah	L	82-94	11,790	2-14
12/7	17	at New York	L	83-89	19,763	2-15
12/8	18	at Charlotte	L	106-113	15,327	2-16
12/10	19	at Atlanta	W	107-99	14,313	3-16
12/11	20	at Minnesota	W	104-76	14,739	4-16
12/14	21	Miami	W	102-97	11,083	5-16
12/16	22	Detroit	L	108-116	10,249	5-17
12/17	23	at L.A. Clippers	L	91-92	11,217	5-18
12/20	24	Sacramento	W	111-99	15,176	6-18
12/22	25	L.A. Clippers	L	99-103	10,438	6-19
12/23	26	at Portland	L	91-111	20,440	6-20
12/26	27	at Phoenix	L	88-108	19,023	6-21
12/27	28	San Antonio	L	83-105	12,447	6-22
12/29	29	Philadelphia	L	94-97	15,346	6-23
1/3	30	at Washington	L	87-99	11,107	6-24
1/5	31	at Philadelphia	L	92-113	13,845	6-25
1/6	32	at Cleveland	L	75-90	11,238	6-26
1/9	33	Seattle	L	95-100 (OT)	11,263	6-27
1/11	34	Dallas	L	102-109	9,887	6-28
1/13	35	Houston	L	100-108	10,123	6-29
1/15	36	Sacramento	L	99-114	18,372	6-30
1/17	37	Orlando	W	113-100	8,893	7-30
1/21	38	Cleveland	W	115-103	10,059	8-30
1/23	39	Minnesota	L	81-99	11,569	8-31
1/25	40	at Dallas	L	103-117	13,164	8-32
1/27	41	at Houston	W	115-110	13,998	9-32
2/1	42	at L.A. Clippers	W	107-76	10,409	10-32
2/2	43	Vancouver	W	101-95	10,019	11-32
2/4	44	Denver	W	103-101	13,321	12-32
2/6	45	at New Jersey	L	90-110	14,336	12-33
2/7	46	at Orlando	L	100-120	12,480	12-34
2/9	47	at Miami	L	100-115	16,133	12-35
2/15	48	Portland	L	83-92	11,863	12-36
2/16	49	at Portland	L	95-99	20,178	12-37
2/18	50	Boston	W	122-100	14,758	13-37
2/20	51	Washington	W	112-103	13,867	14-37
2/22	52	at Minnesota	L	89-112	13,992	14-38
2/23	53	at Milwaukee	W	91-86	12,864	15-38
2/25	54	at Detroit	L	99-131	17,599	15-39
2/26	55	at Indiana	L	88-104	18,345	15-40
2/28	56	Atlanta	W	80-75	10,263	16-40
3/3	57	at Denver	L	88-122	18,152	16-41
3/5	58	Indiana	L	95-114	15,283	16-42
3/7	59	Charlotte	L	99-102	10,201	16-43
3/9	60	L.A. Lakers	L	92-109	20,136	16-44
3/10	61	at Seattle	L	85-99	13,522	16-45
3/12	62	L.A. Clippers	L	103-112	10,078	16-46
3/14	63	at Toronto	L	78-85	19,800	16-47
3/15	64	at Boston	L	104-121	16,109	16-48
3/17	65	at Chicago	W	95-92 (2OT)	21,898	17-48
3/19	66	Phoenix	L	82-99	12,837	17-49
3/21	67	at Vancouver	L	82-98	13,555	17-50
3/22	68	at L.A. Lakers	L	96-119	18,843	17-51
3/24	69	Portland	L	83-96	15,356	17-52
3/26	70	at Phoenix	L	82-90	19,023	17-53
3/28	71	at Houston	L	86-121	14,496	17-54
3/30	72	at San Antonio	L	90-102	18,793	17-55
3/31	73	at Utah	L	97-114	19,911	17-56
4/2	74	Milwaukee	L	113-117	10,002	17-57
4/5	75	L.A. Lakers	L	104-111	18,621	17-58
4/7	76	Utah	L	84-105	11,321	17-59
4/9	77	Denver	W	117-103	11,604	18-59
4/11	78	Vancouver	W	109-97	10,127	19-59
4/13	79	at Sacramento	L	107-130	17,317	19-60
4/14	80	at Denver	L	97-105	13,358	19-61
4/17	81	Minnesota	L	96-101	11,362	19-62
4/19	82	Phoenix	L	88-99	14,212	19-63

GOLDEN STATE WARRIORS 2000-01



BACK ROW (left to right): Adonal Foyle, Adam Keefe, Erick Dampier, Marc Jackson, Corie Blount.
MIDDLE: Head Coach Dave Cowens, Assistant Coach Clifford Ray, Danny Fortson, Chris Mullin, Antawn Jamison,
Chris Porter, Chris Mills, Assistant Coach Brian Winters, Assistant Coach Phil Hubbard.
FRONT: Assistant Coach Mark Osowski, Bob Sura, Larry Hughes, Mookie Blaylock, Vonteego Cummings, Paul McPherson.

PLAYER	G	MIN	FGM	FGA	PCT	3-PT FG			REBOUNDS												
						FG	FGA	PCT	FTM	FTA	PCT	OFF	DEF	TOT	AST	PF	STL	TO	BLK	PTS	AVG
Jamison	82	3394	800	1812	.442	62	205	.302	382	534	.715	280	435	715	164	225	114	199	28	2044	24.9
Fortson	6	203	29	50	.580	0	0	---	42	54	.778	29	69	98	5	22	2	10	0	100	16.7
Hughes	50	1846	308	805	.383	14	75	.187	193	252	.766	76	200	276	223	147	96	152	29	823	16.5
Jackson	48	1410	237	508	.467	5	23	.217	154	192	.802	119	242	361	59	138	34	93	27	633	13.2
Mills	15	493	71	191	.372	7	25	.280	31	36	.861	24	69	93	18	43	9	20	5	180	12.0
Sura	53	1684	202	518	.390	47	172	.273	135	189	.714	54	173	227	242	127	54	160	8	586	11.1
Blaylock	69	2352	317	801	.396	73	225	.324	53	76	.697	71	201	272	462	134	163	128	20	760	11.0
Porter	51	1147	173	445	.389	0	5	.000	94	141	.667	89	100	189	61	111	45	59	6	440	8.6
Dampier	43	1038	126	314	.401	0	2	.000	67	126	.532	97	153	250	59	123	17	82	58	319	7.4
Cummings	66	1495	178	517	.344	48	143	.336	79	116	.681	47	90	137	227	160	67	91	14	483	7.3
Foyle	58	1457	156	375	.416	0	0	---	30	68	.441	156	249	405	48	136	31	79	156	342	5.9
Mullin	20	374	36	106	.340	19	52	.365	24	28	.857	10	31	41	19	28	16	19	10	115	5.8
McPherson (TOT)	55	595	109	216	.505	2	12	.167	42	58	.724	40	39	79	38	80	25	47	4	262	4.8
McPherson (GS)	22	287	62	120	.517	2	6	.333	24	34	.706	20	11	31	22	32	13	24	1	150	6.8
Blount (TOT)	68	1305	130	294	.442	2	8	.250	51	83	.614	181	219	400	59	165	42	73	22	313	4.6
Blount (GS)	38	918	107	247	.433	2	8	.250	43	68	.632	146	169	315	51	90	29	55	17	259	6.8
Brown	6	74	9	20	.450	0	2	.000	6	10	.600	3	15	18	5	10	3	2	1	24	4.0
Curley (TOT)	20	192	25	47	.532	1	2	.500	12	19	.632	21	16	37	3	45	7	16	9	63	3.2
Curley (GS)	15	177	24	43	.558	1	1	1.000	11	15	.733	21	16	37	3	41	6	14	8	60	4.0
Del Negro	29	396	30	90	.333	1	9	.111	16	16	1.000	4	27	31	62	36	6	15	0	77	2.7
Keefe	67	836	64	159	.403	1	3	.333	39	63	.619	90	119	209	36	102	28	40	20	168	2.5
Garner	8	149	7	37	.189	0	7	.000	5	6	.833	2	10	12	18	18	7	9	1	19	2.4
Garces (TOT)	13	73	7	22	.318	0	0	---	2	8	.250	16	13	29	5	14	3	5	2	16	1.2
Garces (GS)	3	11	0	7	.000	0	0	---	0	0	---	4	3	7	1	0	1	0	1	0	0.0
Coker	6	32	1	8	.125	0	0	---	0	0	---	3	2	5	2	4	1	2	0	2	0.3
Livingston	2	7	0	2	.000	0	1	.000	0	0	---	0	1	1	1	0	0	0	0	0	0.0

NOTES


- Antawn Jamison became the fifth West Coast Era Warrior to reach 2,000 points (2,044).
- Jamison started all 82 games, leading the team in scoring (24.9) and rebounds (8.7), and became the first Warrior to finish the season ranking in the top-10 in scoring (9th) in five seasons.
- Marc Jackson was named to the All-Rookie Team and finished third in voting for Rookie of the Year...Among rookies, he ranked 1st in scoring (13.2), 1st in rebounding (7.5) and finished the season with 17 double-doubles.
- The Warriors owned the largest attendance increase (+2,021 per game) in the NBA from the previous season.
- The Warriors led the league with 414 player games missed to injury, the third-highest number of injuries for an NBA season since the league began keeping track of injuries 16 years ago.

GAME-BY-GAME RESULTS RECORD 17-65



DATE	G	OPPONENT	W/L	SCORE	ATTENDANCE	RECORD
10/31	1	Phoenix	W	96-94	15,460	1-0
11/2	2	at Denver	L	97-101	15,790	1-1
11/4	3	San Antonio	L	105-117	16,121	1-2
11/8	4	at Sacramento	L	84-115	17,317	1-3
11/10	5	Sacramento	L	107-114 (OT)	17,467	1-4
11/12	6	Orlando	L	99-105 (OT)	13,626	1-5
11/14	7	at Cleveland	L	86-96	13,691	1-6
11/15	8	at Minnesota	L	90-92	16,034	1-7
11/17	9	at Indiana	W	92-90	17,101	2-7
11/19	10	at New York	L	71-88	19,763	2-8
11/21	11	Chicago	W	89-77	11,263	3-8
11/22	12	at L.A. Lakers	L	91-111	18,208	3-9
11/24	13	at Phoenix	L	74-80	18,684	3-10
11/25	14	Minnesota	W	114-93	14,268	4-10
11/29	15	at L.A. Clippers	L	83-106	10,130	4-11
11/30	16	Indiana	W	99-95	13,149	5-11
12/2	17	Dallas	L	78-97	12,187	5-12
12/3	18	at Seattle	L	102-118	11,669	5-13
12/6	19	L.A. Lakers	W	125-122 (OT)	19,273	6-13
12/8	20	Toronto	L	92-108	18,316	6-14
12/9	21	at Utah	L	114-125	18,777	6-15
12/12	22	Portland	L	93-101	13,461	6-16
12/14	23	Houston	L	95-98	10,417	6-17
12/16	24	Miami	L	85-93	16,411	6-18
12/19	25	Minnesota	W	120-99	13,367	7-18
12/22	26	at San Antonio	L	87-105	16,481	7-19
12/23	27	at Houston	W	95-87	12,534	8-19
12/27	28	Philadelphia	L	110-118	18,726	8-20
12/29	29	Utah	W	100-89	16,478	9-20
12/30	30	at Vancouver	W	102-101	14,485	10-20
1/3	31	Denver	L	100-111	12,163	10-21
1/5	32	at Boston	W	100-88	12,699	11-21
1/6	33	at New Jersey	L	92-97	11,789	11-22
1/8	34	at Miami	L	78-88	15,725	11-23
1/11	35	at Atlanta	L	96-107	13,600	11-24
1/13	36	at Orlando	L	94-111	14,046	11-25
1/15	37	Cleveland	L	101-107	15,289	11-26
1/18	38	Houston	L	104-112	12,087	11-27
1/19	39	at Phoenix	W	103-95	17,438	12-27
1/21	40	Boston	W	94-91	14,309	13-27
1/23	41	at Utah	L	78-100	19,037	13-28
1/24	42	New Jersey	W	109-87	12,008	14-28
1/26	43	Seattle	L	105-107	17,723	14-29
1/29	44	Charlotte	L	85-93	11,713	14-30
1/30	45	at Sacramento	L	79-105	17,317	14-31
2/3	46	at Dallas	L	95-101	18,187	14-32
2/5	47	at San Antonio	L	85-109	13,889	14-33
2/7	48	L.A. Clippers	W	89-88	13,447	15-33
2/13	49	Phoenix	L	83-93	13,414	15-34
2/15	50	at Vancouver	L	89-99	10,612	15-35
2/16	51	Vancouver	L	79-92	13,173	15-36
2/18	52	Atlanta	L	91-98	12,341	15-37
2/20	53	at Toronto	L	102-113	18,119	15-38
2/22	54	at Charlotte	L	91-93	15,237	15-39
2/23	55	at Minnesota	L	83-122	19,006	15-40
2/25	56	at Milwaukee	L	95-122	18,411	15-41
2/26	57	at Chicago	W	84-78	20,024	16-41
2/28	58	Sacramento	L	101-122	19,107	16-42
3/3	59	at Portland	L	91-122	20,465	16-43
3/4	60	at L.A. Lakers	L	95-110	18,997	16-44
3/6	61	L.A. Lakers	L	85-97	20,181	16-45
3/9	62	at Dallas	L	73-102	18,187	16-46
3/10	63	at Houston	L	81-86	12,215	16-47
3/12	64	Denver	L	79-84	10,274	16-48
3/14	65	Utah	L	83-102	16,186	16-49
3/16	66	at L.A. Clippers	L	76-94	15,860	16-50
3/18	67	Seattle	L	99-104	13,352	16-51
3/21	68	Washington	L	94-99	10,308	16-52
3/24	69	Detroit	W	103-95	14,832	17-52
3/26	70	New York	L	87-89 (OT)	17,207	17-53
3/29	71	at Washington	L	100-116	13,041	17-54
3/30	72	at Philadelphia	L	89-102	20,958	17-55
4/1	73	at Detroit	L	87-104	12,237	17-56
4/4	74	Milwaukee	L	78-108	11,600	17-57
4/6	75	Portland	L	91-122	15,325	17-58
4/8	76	San Antonio	L	76-84	15,273	17-59
4/10	77	at Portland	L	88-116	20,580	17-60
4/11	78	at Seattle	L	101-107	14,197	17-61
4/13	79	at Denver	L	92-108	15,874	17-62
4/14	80	L.A. Clippers	L	94-106	12,849	17-63
4/16	81	Dallas	L	101-110	13,393	17-64
4/17	82	Vancouver	L	81-95	14,437	17-65

**GOLDEN STATE WARRIORS
2001-02**



BACK ROW (left to right): Adonal Foyle, Dean Garrett, Erick Dampier, Troy Murphy.
MIDDLE: Athletic Trainer Tom Abdenour, Equipment Manager Eric Housen, Assistant Coach Phil Hubbard, Danny Fortson, Cedric Henderson, Antawn Jamison, Chris Mills, Assistant Coach Mark Osowski, Strength & Conditioning Coach Mark Grabow.
FRONT: Head Coach Brian Winters, Bob Sura, Larry Hughes, Gilbert Arenas, Dean Oliver, Jason Richardson, Assistant Coach Clifford Ray.

PLAYER	G	MIN	FGM	FGA	PCT	3-PT FG			FTM	FTA	PCT	REBOUNDS					PTS	AVG			
						FG	FGA	PCT				OFF	DEF	TOT	AST	PF			STL	TO	BLK
Jamison	82	3033	614	1375	.447	68	210	.324	323	440	.734	211	345	556	161	187	70	161	45	1619	19.7
Richardson	80	2629	464	1090	.426	82	246	.333	141	210	.671	124	216	340	236	195	106	160	31	1151	14.4
Hughes	73	2049	343	810	.423	18	93	.194	191	259	.737	83	162	245	316	150	113	171	23	895	12.3
Fortson	77	2216	309	722	.428	1	4	.250	245	308	.795	290	609	899	127	255	44	160	17	864	11.2
Arenas	47	1155	174	384	.453	39	113	.345	124	160	.775	41	91	132	174	115	69	97	11	511	10.9
Sura	78	1780	250	590	.424	42	133	.316	236	328	.720	89	167	256	275	160	88	133	17	778	10.0
Dampier	73	1740	209	480	.435	0	0	---	136	211	.645	167	220	387	87	235	17	156	167	554	7.6
Mills	66	1237	178	427	.417	48	127	.378	85	107	.794	51	139	190	72	120	31	56	13	489	7.4
Murphy	82	1448	178	423	.421	3	9	.333	121	156	.776	99	223	322	70	217	36	84	21	480	5.9
Foyle	79	1485	171	385	.444	0	0	---	37	93	.398	150	234	384	41	179	36	76	168	379	4.8
Blaylock	35	599	50	146	.342	15	42	.357	4	8	.500	8	44	52	114	20	24	37	4	119	3.4
Henderson	12	70	15	31	.484	2	4	.500	4	7	.571	1	2	3	4	4	6	8	2	36	3.0
Oliver	20	139	17	46	.370	2	13	.154	6	9	.667	0	8	8	21	16	3	11	0	42	2.1
Garrett (TOT)	34	183	18	55	.327	0	0	---	0	3	.000	16	41	57	5	32	7	10	10	36	1.1
Garrett (GS)	5	31	4	15	.267	0	0	---	0	0	---	3	7	10	1	6	2	3	1	8	1.6

NOTES


- Antawn Jamison led the team in scoring for the third straight season.
- Jason Richardson was named NBA All-Rookie First Team.
- Danny Fortson finished the season ranked 4th in the NBA in rebounding with 11.7 rpg.
- Erick Dampier (2.29 bpg) and Adonal Foyle (2.13 bpg) both finished in the NBA top-10 in blocked shots, finishing 7th and 8th, respectively.
- Richardson and Gilbert Arenas were both named Western Conference Rookie of the Month, winning the award in February and April, respectively.
- Richardson was named MVP of the Rookie Challenge and won the Slam Dunk Contest on NBA All-Star Saturday.
- Brian Winters was named interim head coach on 12/15, replacing Dave Cowens.

GAME-BY-GAME RESULTS RECORD 21-61



DATE	G	OPPONENT	W/L	SCORE	ATTENDANCE	RECORD
10/31	1	at Portland	L	87-92	19,980	0-1
11/1	2	Phoenix	L	101-107	14,624	0-2
11/3	3	at L.A. Clippers	W	110-108 (OT)	19,445	1-2
11/4	4	Portland	W	96-86	12,724	2-2
11/7	5	at Toronto	L	92-109	18,887	2-3
11/9	6	at Washington	W	109-100	20,674	3-3
11/10	7	at New York	W	90-71	19,763	4-3
11/12	8	at Memphis	W	86-79	11,126	5-3
11/14	9	Toronto	L	82-89	18,269	5-4
11/16	10	at Seattle	L	91-100	11,714	5-5
11/17	11	Chicago	W	93-88	13,076	6-5
11/20	12	New York	L	70-94	16,320	6-6
11/23	13	at L.A. Lakers	L	90-106	18,997	6-7
11/25	14	New Jersey	W	101-85	13,129	7-7
11/27	15	at Dallas	L	106-116	17,110	7-8
11/28	16	at San Antonio	L	83-94	18,442	7-9
12/1	17	Dallas	L	82-111	14,122	7-10
12/3	18	at Phoenix	L	93-110	13,656	7-11
12/5	19	Philadelphia	W	93-87	18,362	8-11
12/7	20	Charlotte	L	89-106	12,221	8-12
12/8	21	at Utah	L	101-111	17,884	8-13
12/11	22	at Minnesota	L	86-107	15,534	8-14
12/13	23	Orlando	L	100-105	16,072	8-15
12/15	24	Memphis	W	93-84	11,537	9-15
12/16	25	at L.A. Lakers	L	85-101	18,997	9-16
12/19	26	Detroit	W	101-88	12,079	10-16
12/21	27	Seattle	L	108-111 (OT)	12,129	10-17
12/22	28	at Denver	W	105-101	15,122	11-17
12/26	29	L.A. Lakers	W	101-90	20,036	12-17
12/28	30	Houston	L	93-100	14,007	12-18
1/2	31	at Cleveland	L	98-113	10,403	12-19
1/3	32	at Charlotte	L	102-114	7,770	12-20
1/5	33	at Orlando	L	109-118	15,017	12-21
1/6	34	at Miami	L	84-92	15,098	12-22
1/8	35	Milwaukee	L	97-113	14,011	12-23
1/14	36	Miami	L	79-85	11,604	12-24
1/16	37	Cleveland	W	117-88	10,243	13-24
1/18	38	at Sacramento	L	97-121	17,317	13-25
1/19	39	Minnesota	L	102-105	14,283	13-26
1/21	40	Utah	L	99-101	17,237	13-27
1/23	41	Memphis	W	107-95	10,003	14-27
1/26	42	San Antonio	L	82-90	18,328	14-28
1/29	43	at Houston	L	96-100 (OT)	10,426	14-29
2/1	44	at Phoenix	L	98-104	18,733	14-30
2/3	45	Phoenix	L	97-98	9,326	14-31
2/5	46	Seattle	L	87-113	11,710	14-32
2/13	47	Boston	W	92-75	14,200	15-32
2/15	48	San Antonio	L	99-108	14,187	15-33
2/17	49	Atlanta	L	94-100	14,567	15-34
2/19	50	at New Jersey	L	115-123	9,184	15-35
2/20	51	at Philadelphia	L	107-114	20,380	15-36
2/22	52	at Milwaukee	L	112-116	18,717	15-37
2/23	53	at Chicago	L	91-105	18,689	15-38
2/25	54	Indiana	L	97-102 (OT)	13,122	15-39
2/27	55	Denver	W	110-93	11,517	16-39
3/1	56	Sacramento	L	108-116	19,869	16-40
3/2	57	at L.A. Clippers	L	95-109	18,964	16-41
3/5	58	at San Antonio	L	88-109	19,322	16-42
3/8	59	at Houston	W	108-95	10,222	17-42
3/9	60	at Dallas	L	105-107	20,170	17-43
3/11	61	at Atlanta	L	96-121	7,535	17-44
3/12	62	at Indiana	L	101-115	16,047	17-45
3/14	63	L.A. Lakers	L	102-110	20,042	17-46
3/16	64	Dallas	L	100-117	16,423	17-47
3/18	65	Washington	L	96-99	17,613	17-48
3/19	66	at Seattle	L	93-110	13,921	17-49
3/21	67	L.A. Clippers	L	96-116	13,568	17-50
3/23	68	at Utah	L	103-112	18,713	17-51
3/24	69	Houston	L	104-116	15,039	17-52
3/26	70	at Minnesota	W	115-106	17,202	18-52
3/27	71	at Boston	L	99-102	14,224	18-53
3/29	72	at Detroit	L	103-100	22,076	18-54
3/30	73	at Memphis	L	99-105	14,411	18-55
4/2	74	Portland	W	107-91	13,127	19-55
4/5	75	Denver	W	108-104	14,396	20-55
4/6	76	at Portland	L	86-113	20,019	20-56
4/8	77	Minnesota	L	93-100	13,261	20-57
4/10	78	Sacramento	L	116-118	16,232	20-58
4/12	79	at Denver	L	89-97	17,154	20-59
4/13	80	Utah	L	101-109	14,196	20-60
4/16	81	at Sacramento	L	106-120	17,317	20-61
4/17	82	L.A. Clippers	W	107-103	16,371	21-61

GOLDEN STATE WARRIORS 2002-03



BACK ROW (left to right): General Manager Garry St. Jean, Adonal Foyle, Troy Murphy, Mike Dunleavy, Erick Dampier, Vice President Alvin Attles.
MIDDLE: Equipment Manager Eric Housen, Athletic Trainer Tom Abdenour, Assistant Coach Phil Hubbard, Antawn Jamison, Danny Fortson, Chris Mills, Video Scout Jason Hamm, Assistant Coach Tom Sterner, Assistant Coach Hank Egan, Strength & Conditioning Coach Mark Grabow.
FRONT: Assistant Coach Mark Osowski, Jiri Welsch, Bob Sura, Gilbert Arenas, Earl Boykins, Jason Richardson, Head Coach Eric Musselman.

PLAYER	G	MIN	FGM	FGA	PCT	3-PT FG			FTM	FTA	PCT	REBOUNDS			AST	PF	STL	TO	BLK	PTS	AVG
						FG	FGA	PCT				OFF	DEF	TOT							
Jamison	82	3226	691	1471	.470	65	209	.311	375	475	.789	195	383	578	156	197	76	177	45	1822	22.2
Arenas	82	2866	509	1180	.431	109	313	.348	370	468	.791	97	289	386	514	260	124	290	17	1497	18.3
Richardson	82	2698	476	1161	.410	123	334	.368	207	271	.764	111	267	378	247	201	90	179	23	1282	15.6
Murphy	79	2510	338	749	.451	3	14	.214	244	290	.841	228	578	806	106	246	65	111	30	923	11.7
Boykins	68	1321	199	464	.429	29	77	.377	173	200	.865	35	53	88	221	75	38	73	4	600	8.8
Dampier	82	1978	259	522	.496	0	2	.000	155	222	.698	248	295	543	58	242	27	112	154	673	8.2
Sura	55	1130	135	328	.412	28	85	.329	103	148	.696	58	109	167	177	108	45	82	2	401	7.3
Dunleavy	82	1305	168	417	.403	52	150	.347	78	100	.780	66	148	214	106	120	53	86	19	466	5.7
Foyle	82	1787	185	345	.536	0	1	.000	70	104	.673	176	314	490	37	214	40	73	205	440	5.4
Mills	21	262	39	106	.368	7	25	.280	16	18	.889	19	31	50	22	29	7	10	3	101	4.8
Fortson	17	223	20	54	.370	0	1	.000	19	29	.655	28	45	73	12	43	9	15	0	59	3.5
Torres	17	109	16	36	.444	7	13	.538	14	20	.700	3	9	12	3	9	4	8	2	53	3.1
Welsch	37	234	19	75	.253	1	4	.250	22	29	.759	12	16	28	27	32	8	19	2	61	1.6
Oliver	15	93	7	29	.241	1	6	.167	7	8	.875	8	8	16	23	9	7	10	0	22	1.5
Guyton	2	9	0	4	.000	0	1	.000	0	0	---	0	0	0	2	0	1	1	0	0	0.0
Rucker	3	4	0	0	---	0	0	---	0	0	---	0	1	1	1	1	0	0	0	0	0.0

NOTES

- Warriors' 38-44 record represented 17-game improvement over 2001-02, largest in the NBA.
 - Golden State finished 2nd in the NBA in scoring at 102.4 ppg.
- First-year head coach Eric Musselman finished second in Coach of the Year balloting.
 - Gilbert Arenas was named the NBA's Most Improved Player.
- Troy Murphy was one of five players in the league to average a point-rebound double/double.
- Murphy finished fifth in the NBA in rebounding and third in Most Improved Player balloting.
 - Jason Richardson defended his NBA Slam Dunk title at All-Star Saturday.
- Adonal Foyle and Erick Dampier both ranked in the NBA's top-10 in blocks, finishing fifth and 10th, respectively.
 - Antawn Jamison led the team in scoring for the fourth straight season.
- The opening night starting lineup of Arenas, Richardson, Dampier, Murphy, Jamison started 79-of-82 games.

GAME-BY-GAME RESULTS RECORD 38-44



DATE	G	OPPONENT	W/L	SCORE	ATTENDANCE	RECORD
10/30	1	San Antonio.....	W	106-98	13,261	1-0
11/1	2	Seattle.....	L	93-106	12,121	1-1
11/2	3	at Utah.....	L	92-101	19,098	1-2
11/4	4	at Dallas.....	L	100-107	19,368	1-3
11/5	5	at San Antonio.....	L	73-93	14,474	1-4
11/8	6	at New Orleans.....	L	104-110	13,505	1-5
11/9	7	at Houston.....	L	104-111	14,134	1-6
11/11	8	at Memphis.....	W	108-101	10,112	2-6
11/13	9	Sacramento.....	L	93-104	18,369	2-7
11/15	10	at L.A. Lakers.....	L	89-96 (OT)	18,997	2-8
11/16	11	Orlando.....	W	135-92	16,431	3-8
11/18	12	L.A. Clippers.....	L	89-99	12,196	3-9
11/20	13	Chicago.....	W	100-94	13,721	4-9
11/22	14	Milwaukee.....	L	91-95	12,170	4-10
11/27	15	Houston.....	L	84-91	18,401	4-11
11/29	16	at Denver.....	W	92-82	15,129	5-11
11/30	17	Phoenix.....	W	100-90	13,322	6-11
12/3	18	Denver.....	W	110-89	10,007	7-11
12/5	19	Minnesota.....	L	98-114	12,357	7-12
12/7	20	Dallas.....	L	116-121	16,355	7-13
12/10	21	L.A. Lakers.....	W	106-102	19,596	8-13
12/13	22	at Orlando.....	L	85-111	13,505	8-14
12/14	23	at Miami.....	L	92-101	14,603	8-15
12/16	24	at Memphis.....	L	91-104	12,447	8-16
12/18	25	New Orleans.....	W	111-106	11,567	9-16
12/20	26	Portland.....	L	111-113	11,681	9-17
12/22	27	at Sacramento.....	L	88-103	17,317	9-18
12/27	28	Toronto.....	W	101-96	16,487	10-18
12/28	29	at L.A. Clippers.....	W	99-92	18,499	11-18
12/30	30	Philadelphia.....	W	104-98	18,733	12-18
1/3	31	at San Antonio.....	L	95-98	18,797	12-19
1/4	32	at Houston.....	W	86-84	12,116	13-19
1/6	33	Miami.....	W	99-85	12,279	14-19
1/8	34	at Minnesota.....	L	95-102	13,222	14-20
1/10	35	at Washington.....	W	104-99	20,173	15-20
1/11	36	at Indiana.....	L	104-116	16,361	15-21
1/13	37	Memphis.....	L	108-110	11,536	15-22
1/15	38	Cleveland.....	W	108-80	11,017	16-22
1/17	39	Minnesota.....	W	107-98	14,374	17-22
1/20	40	Sacramento.....	L	80-102	19,871	17-23
1/22	41	at L.A. Lakers.....	W	114-110	18,997	18-23
1/23	42	New Jersey.....	W	105-97	15,379	19-23
1/25	43	Utah.....	W	108-95	16,373	20-23
1/28	44	at Seattle.....	L	91-88	14,941	20-24
1/31	45	at Utah.....	L	94-102	19,608	20-25
2/1	46	at Phoenix.....	L	107-116	16,174	20-26
2/3	47	Memphis.....	W	101-91	10,137	21-26
2/5	48	San Antonio.....	L	99-103	13,553	21-27
2/11	49	at Atlanta.....	W	116-113	7,096	22-27
2/12	50	at New York.....	W	113-107	18,212	23-27
2/14	51	at Toronto.....	W	118-114 (OT)	19,346	24-27
2/16	52	at Minnesota.....	L	102-109	15,003	24-28
2/18	53	Boston.....	L	117-125	16,447	24-29
2/19	54	at Portland.....	L	98-125	18,137	24-30
2/21	55	New York.....	W	111-107	16,711	25-30
2/23	56	Atlanta.....	W	115-93	15,724	26-30
2/24	57	at Denver.....	W	94-89	13,146	27-30
2/26	58	at L.A. Clippers.....	W	108-94	15,273	28-30
3/1	59	Detroit.....	W	92-90	17,348	29-30
3/4	60	Indiana.....	W	107-100	16,409	30-30
3/6	61	at Chicago.....	L	105-119	17,098	30-31
3/8	62	at Milwaukee.....	L	133-138 (OT)	16,324	30-32
3/9	63	at Detroit.....	L	105-107	22,076	30-33
3/11	64	Phoenix.....	W	113-98	16,433	31-33
3/14	65	Dallas.....	L	114-116	19,787	31-34
3/15	66	at Seattle.....	W	94-88	16,117	32-34
3/18	67	at Sacramento.....	L	91-117	17,317	32-35
3/19	68	Seattle.....	W	105-99	15,476	33-35
3/21	69	Houston.....	L	107-117	20,193	33-36
3/23	70	Washington.....	W	113-107	20,149	34-36
3/25	71	at Cleveland.....	L	103-124	9,680	34-37
3/26	72	at Boston.....	W	107-95	16,771	35-37
3/28	73	at Philadelphia.....	W	102-98	20,779	36-37
3/29	74	at New Jersey.....	L	97-109	16,345	36-38
4/1	75	at Portland.....	L	86-100	20,117	36-39
4/4	76	Portland.....	L	100-122	18,803	36-40
4/6	77	Denver.....	W	106-99	17,021	37-40
4/8	78	Utah.....	W	128-102	16,268	38-40
4/11	79	at Phoenix.....	L	101-117	17,792	38-41
4/12	80	at Dallas.....	L	108-117	19,980	38-42
4/14	81	L.A. Clippers.....	L	113-122	16,638	38-43
4/16	82	L.A. Lakers.....	L	111-117	20,234	38-44

GOLDEN STATE WARRIORS 2003-04



BACK ROW (left to right): GM Garry St. Jean, Troy Murphy, Adonal Foyle, Erick Dampier, Clifford Robinson, Mike Dunleavy, Vice President Alvin Altes.
MIDDLE: Athletic Trainer Tom Abdenour, Equipment Manager Eric Housen, Assistant Coach Keith Smart, Rusty LaRue, Calbert Cheaney,
Brian Cardinal, Popeye Jones, Jason Richardson, Coaching Assistant Jason Hamm, Assistant Coach Jim Boylen,
Assistant Coach Tom Sterner, Strength and Conditioning Coach Mark Grabow.
FRONT: Assistant Coach David Fizdale, Avery Johnson, Mickael Pietrus, Speedy Claxton, Nick Van Exel, Head Coach Eric Musselman.

PLAYER	G	MIN	FGM	FGA	PCT	3-PT FG			FTM	FTA	PCT	REBOUNDS			AST	PF	STL	TO	BLK	PTS	AVG
						FG	FGA	PCT				OFF	DEF	TOT							
Richardson	78	2936	563	1284	.438	77	273	.282	258	377	.684	124	400	524	226	182	86	196	41	1461	18.7
Van Exel	39	1255	348	479	.390	46	150	.307	70	99	.707	16	88	104	206	57	20	78	2	490	12.6
Dampier	74	2403	348	650	.535	0	2	.000	217	332	.654	344	543	887	60	227	33	131	137	913	12.3
Robinson	82	2846	366	945	.387	112	314	.357	123	173	.711	54	268	322	271	237	68	173	73	967	11.8
Dunleavy	75	2336	323	720	.449	94	254	.370	137	185	.741	87	355	442	220	169	68	143	13	877	11.7
Claxton	60	1595	224	524	.427	4	22	.182	182	224	.813	38	118	156	267	146	97	102	9	634	10.6
Murphy	28	610	107	243	.440	5	17	.294	60	80	.750	48	125	173	20	58	12	34	17	279	10.0
Cardinal	76	1634	220	466	.472	55	124	.444	238	271	.878	100	217	317	103	206	66	84	20	733	9.6
Cheaney	79	2067	278	578	.481	0	10	.000	47	77	.610	77	183	260	136	184	60	85	12	603	7.6
Pietrus	53	748	96	231	.416	35	105	.333	52	75	.693	48	71	119	27	100	32	40	12	279	5.3
Johnson	46	637	80	199	.402	0	3	.000	52	78	.667	3	30	33	111	34	26	51	3	212	4.6
Lampley	10	63	13	20	.650	0	0	---	8	12	.667	2	9	11	2	2	0	3	1	34	3.4
Bremer (TOT)	36	443	43	158	.272	19	74	.257	13	20	.650	9	27	36	51	32	18	24	4	118	3.3
Bremer (GS)	5	40	4	21	.190	0	8	.000	0	0	---	2	1	3	12	5	0	5	0	8	1.6
Foyle	44	572	59	130	.454	0	0	---	19	35	.543	54	113	167	17	68	6	21	46	137	3.1
Langhi	4	17	2	6	.333	0	0	---	2	2	1.000	0	3	3	0	5	0	2	0	6	1.5
LaRue	4	22	1	3	.333	1	1	1.000	1	2	.500	0	3	3	2	2	2	4	0	4	1.0
Parks	12	64	4	10	.400	0	0	---	4	6	.667	4	6	10	1	7	0	2	3	12	1.0
Jones	5	10	0	2	.000	0	0	---	0	0	---	1	0	1	0	2	0	0	0	0	0.0

NOTES

- Golden State went 27-14 at home, its best home record since 1993-94.
- Warriors allowed 94.0 points per game in 2003-04, a 9.6 ppg improvement over 2002-03 (103.6 ppg) and the biggest improvement in the NBA.
- Team posted a seven-game winning streak from 3/15 to 3/28, the longest since an eight-game streak in 1994.
- During win streak, held all seven opponents under 90 points – marking franchise's longest such streak during the shot clock era.
 - Jason Richardson led the team in scoring (18.7 ppg), while ranking 2nd on the team in rebounding (6.7 rpg).
 - Richardson's rebounding average was tops among all NBA guards.
 - Adonal Foyle moved into 2nd place on the Warriors all-time blocked shots list, trailing only Joe Barry Carroll.
 - Erick Dampier finished 4th in the NBA in rebounding (12.0 rpg) and 3rd in the league in field goal percentage (.535).

GAME-BY-GAME RESULTS RECORD 37-45



DATE	G	OPPONENT	W/L	SCORE	ATTENDANCE	RECORD
10/29	1	Dallas	L	87-95	15,816	0-1
11/1	2	Philadelphia	L	104-90	16,594	1-1
11/2	3	at L.A. Lakers	L	72-87	18,997	1-2
11/5	4	Atlanta	W	99-72	10,453	2-2
11/7	5	Utah	W	95-89	11,642	3-2
11/10	6	Phoenix	L	96-99	13,278	3-3
11/12	7	Detroit	W	87-85 (OT)	14,382	4-3
11/14	8	L.A. Clippers	L	98-104	13,122	4-4
11/16	9	at Sacramento	L	104-106	17,317	4-5
11/18	10	at San Antonio	L	81-94	17,098	4-6
11/19	11	at Houston	L	83-85	10,888	4-7
11/21	12	Miami	W	101-91	12,869	5-7
11/23	13	Portland	W	78-72	14,332	6-7
11/28	14	at Phoenix	L	92-83	15,826	7-7
11/29	15	San Antonio	W	91-89	17,680	8-7
12/3	16	Denver	L	109-117	16,147	8-8
12/5	17	at Denver	L	91-98	17,512	8-9
12/6	18	New York	W	104-92	15,613	9-9
12/9	19	at Minnesota	W	98-95	14,195	10-9
12/10	20	at Milwaukee	L	89-94 (OT)	14,367	10-10
12/12	21	New Orleans	L	85-96	14,365	10-11
12/16	22	at New York	W	104-86	16,677	11-11
12/17	23	at Atlanta	W	98-85	11,025	12-11
12/19	24	at Orlando	L	93-119	13,461	12-12
12/21	25	at Miami	L	93-104	14,497	12-13
12/23	26	L.A. Lakers	W	107-98	20,310	13-13
12/26	27	Sacramento	W	98-91	20,192	14-13
12/28	28	at Denver	L	79-103	17,763	14-14
12/29	29	Boston	L	91-100	18,129	14-15
12/31	30	at New Jersey	L	70-88	12,131	14-16
1/2	31	at Washington	L	79-97	12,466	14-17
1/3	32	at Detroit	L	93-99	20,719	14-18
1/5	33	at Houston	L	65-83	9,956	14-19
1/7	34	at Dallas	L	99-105	20,185	14-20
1/10	35	Seattle	W	113-110 (OT)	17,413	15-20
1/12	36	Memphis	L	113-115 (2OT)	13,722	15-21
1/13	37	at Utah	L	80-97	18,241	15-22
1/15	38	Cleveland	W	119-102	19,602	16-22
1/16	39	at Phoenix	L	93-104	14,921	16-23
1/19	40	Utah	W	101-85	14,358	17-23
1/21	41	at L.A. Clippers	L	102-106	13,316	17-24
1/22	42	at Seattle	L	87-103	13,050	17-25
1/24	43	at Portland	W	105-87	14,325	18-25
1/28	44	Minnesota	W	97-90	18,112	19-25
1/30	45	Chicago	W	101-81	18,413	20-25
2/2	46	at Memphis	L	101-106	10,229	20-26
2/3	47	at Dallas	L	93-107	19,865	20-27
2/6	48	Denver	W	96-87	17,576	21-27
2/8	49	Toronto	L	81-84 (OT)	16,873	21-28
2/10	50	at Seattle	W	106-97	13,674	22-28
2/11	51	Phoenix	W	110-99	14,587	23-28
2/18	52	L.A. Lakers	L	99-100	20,252	23-29
2/20	53	Portland	L	93-94	15,273	23-30
2/21	54	Seattle	W	94-92	16,241	24-30
2/24	55	at Indiana	L	96-107	15,566	24-31
2/25	56	at Memphis	W	99-92	11,397	25-31
2/27	57	at Minnesota	L	81-91	19,012	25-32
2/28	58	at Chicago	L	81-87 (OT)	21,931	25-33
3/2	59	Indiana	L	88-96	16,836	25-34
3/5	60	New Jersey	L	74-78	17,354	25-35
3/7	61	Memphis	L	85-95	15,181	25-36
3/9	62	at Sacramento	L	92-96	17,317	25-37
3/10	63	at Utah	L	77-91	19,587	25-38
3/12	64	at San Antonio	L	74-99	17,174	25-39
3/13	65	at New Orleans	L	84-102	13,181	25-40
3/15	66	San Antonio	W	97-80	14,153	26-40
3/17	67	Orlando	W	110-85	15,697	27-40
3/19	68	Houston	W	90-84	19,596	28-40
3/21	69	at L.A. Clippers	W	96-85	16,033	29-40
3/24	70	Milwaukee	W	98-89	14,367	30-40
3/26	71	Washington	W	99-78	15,769	31-40
3/28	72	L.A. Clippers	W	105-77	15,410	32-40
3/30	73	at Philadelphia	L	71-95	17,048	32-41
3/31	74	at Toronto	W	85-78	17,116	33-41
4/2	75	at Boston	L	106-111	17,960	33-42
4/3	76	at Cleveland	W	103-100	20,562	34-42
4/6	77	Houston	W	97-90	19,596	35-42
4/7	78	at Portland	L	81-87	15,722	35-43
4/9	79	Minnesota	L	74-92	19,753	35-44
4/11	80	Dallas	W	108-107	14,759	36-44
4/13	81	at L.A. Lakers	L	104-109	18,997	36-45
4/14	82	Sacramento	W	97-91	19,831	37-45

GOLDEN STATE WARRIORS 2004-05



BACK ROW (left to right): Andris Biedrins, Nikoloz Tskitishvili, Zarko Cabarkapa, Troy Murphy.

MIDDLE: Head Athletic Trainer Tom Abdenour, Equipment Manager Eric Housen, Assistant Coach Keith Smart, Assistant Coach Russell Turner, Mike Dunleavy, Rodney White, Adonal Foyle, Calbert Cheaney, Assistant Coach Mario Elie, Strength and Conditioning Coach John Murray, Assistant Athletic Trainer Frank Bernard, Director of Athletic Development Mark Grabow.

FRONT: Head Coach Mike Montgomery, Derek Fisher, Baron Davis, Jason Richardson, Mickael Pietrus, Assistant Coach Terry Stotts.

PLAYER	G	MIN	FGM	FGA	PCT	3-PT FG				REBOUNDS				AST	PF	STL	TO	BLK	PTS	AVG	
						FG	FGA	PCT	FTM	FTA	PCT	OFF	DEF								TOT
Richardson	72	2724	610	1368	.446	125	370	.338	214	309	.693	125	299	424	281	156	105	169	32	1559	21.7
B.Davis (TOT)	46	1581	291	752	.387	118	354	.333	185	243	.761	32	143	175	362	126	81	131	14	885	19.2
B.Davis (GS)	28	988	180	449	.401	74	217	.341	111	147	.755	16	92	108	233	74	50	93	10	545	19.5
Murphy	70	2375	392	947	.414	59	148	.399	233	319	.730	251	505	756	97	190	53	108	33	1076	15.4
Dunleavy	79	2570	408	905	.451	107	276	.388	134	172	.779	97	338	435	203	198	79	132	26	1057	13.4
Claixon	46	1501	216	501	.431	10	52	.192	162	213	.761	32	121	153	286	154	87	92	6	604	13.1
Fisher	74	2222	297	755	.393	108	291	.371	175	203	.862	38	180	218	301	176	76	129	4	877	11.9
Pietrus	67	1340	214	501	.427	67	195	.344	141	202	.698	65	124	189	82	139	46	92	18	636	9.5
Robinson	42	1090	141	354	.398	42	127	.331	35	58	.603	31	83	114	74	107	44	41	39	359	8.5
Cabarkapa (TOT)	40	475	86	177	.486	13	36	.361	53	65	.815	35	67	102	25	59	10	30	5	238	6.0
Cabarkapa (GS)	37	464	82	170	.482	13	36	.361	52	64	.813	33	66	99	25	59	10	30	5	229	6.2
White (TOT)	58	677	121	289	.419	24	60	.400	27	44	.614	24	65	89	44	64	32	37	11	293	5.1
White (GS)	16	146	23	62	.371	5	16	.313	6	10	.600	4	11	15	8	13	2	10	1	57	3.6
Cheaney	55	951	113	265	.426	0	3	.000	24	37	.649	32	92	124	64	95	17	35	15	250	4.5
Foyle	78	1700	156	311	.502	0	0	---	40	72	.556	165	264	429	56	201	26	58	159	352	4.5
Najera	42	610	70	172	.407	6	15	.400	29	45	.644	53	65	118	37	71	18	32	10	175	4.2
Biedrins	30	384	45	78	.577	0	1	.000	19	40	.475	47	71	118	12	87	12	12	24	109	3.6
D. Davis	36	577	45	109	.413	0	0	---	22	38	.579	61	92	153	23	79	13	20	32	112	3.1
Sesay	16	128	17	42	.405	2	8	.250	13	24	1.420	18	20	38	12	16	2	8	3	49	3.1
Flores	15	73	13	27	.481	4	9	.444	2	2	1.000	0	2	2	11	9	2	11	0	32	2.1
Tskitishvili (TOT)	35	220	22	74	.297	2	17	.118	4	7	.571	12	29	41	10	33	8	19	11	50	1.4
Tskitishvili (GS)	12	62	7	23	.304	2	10	.200	0	0	---	1	11	12	6	9	0	5	3	16	1.3

NOTES


- Chris Mullin was named Executive Vice President of Basketball Operations on April 22, 2004.
- Mike Montgomery was hired as Head Coach on May 21, 2004, after an 18-year career at Stanford.
- Golden State finished 18-10 (.643) in 28 games after the arrival of Baron Davis in trade deadline day deal.
- Jason Richardson led the team in scoring (21.7 ppg, 15th in NBA) and was named Western Conference Player of the Week for the week ending March 20 -- becoming the first Warriors player to win the award since Tim Hardaway did so in November 1994.
- Baron Davis won back-to-back Player of the Week awards (April 3 & April 10), becoming just the eighth player to win consecutive weekly awards -- joining C. Drexler, M. Jordan, D. Robinson, K. Malone, A. Iverson, T. Duncan and K. Garnett.
- Troy Murphy averaged 15.4 points and 10.8 rebounds, ranking 5th in the NBA in rebounding and 10th in double-doubles (34).
- Adonal Foyle surpassed Joe Barry Carroll for top spot on team's all-time blocked shots list, finishing season with 965 career blocks.

GAME-BY-GAME RESULTS RECORD 34-48



DATE	G	OPPONENT	W/L	SCORE	ATTENDANCE	RECORD
11/3	1	Portland	L	75-78	15,351	0-1
11/5	2	Utah	L	80-102	15,668	0-2
11/6	3	L.A. Clippers	L	86-94	16,385	0-3
11/8	4	at Dallas	L	98-101(OT)	19,527	0-4
11/10	5	at San Antonio	L	71-91	16,826	0-5
11/12	6	at Memphis	L	67-96	17,086	0-6
11/13	7	at Charlotte	W	103-87	12,376	1-6
11/15	8	at Cleveland	W	88-99	20,562	1-7
11/17	9	Chicago	W	98-85	14,866	2-7
11/20	10	Memphis	L	87-100	16,164	2-8
11/23	11	New Orleans	W	115-109(3OT)	15,362	3-8
11/26	12	L.A. Clippers	L	87-98	16,564	3-9
11/28	13	at L.A. Clippers	L	91-103	14,567	3-10
12/1	14	Minnesota	L	99-107	15,706	3-11
12/3	15	at L.A. Lakers	L	88-97	18,997	3-12
12/4	16	Indiana	W	104-96	14,747	4-12
12/6	17	Boston	W	110-106	14,038	5-12
12/7	18	at Phoenix	L	104-118	14,272	5-13
12/10	19	Orlando	L	109-114	15,874	5-14
12/12	20	Charlotte	W	99-87	14,023	6-14
12/14	21	at Dallas	W	111-107	19,561	7-14
12/15	22	at New Orleans	L	89-98	13,641	7-15
12/17	23	at Houston	L	83-100	14,452	7-16
12/18	24	at San Antonio	L	85-104	17,467	7-17
12/20	25	Washington	L	101-103	15,161	7-18
12/22	26	Memphis	W	109-99	15,389	8-18
12/26	27	at Sacramento	W	98-94	17,317	9-18
12/27	28	Denver	W	104-101	16,819	10-18
12/29	29	Toronto	W	111-105	15,279	11-18
1/1	30	at Portland	L	88-97	16,002	11-19
1/3	31	Philadelphia	L	104-112	16,629	11-20
1/5	32	at Boston	L	83-84	13,078	11-21
1/7	33	at New Jersey	L	72-82	13,439	11-22
1/9	34	at Toronto	L	87-109	14,372	11-23
1/10	35	at Chicago	L	85-94	17,032	11-24
1/12	36	Miami	L	91-98	18,586	11-25
1/14	37	at Seattle	L	84-103	16,519	11-26
1/15	38	L.A. Lakers	L	102-104	19,602	11-27
1/17	39	Denver	W	107-97	15,591	12-27
1/21	40	at L.A. Lakers	L	101-105	18,997	12-28
1/22	41	Cleveland	L	87-105	19,624	12-29
1/26	42	New Jersey	L	99-112	14,589	12-30
1/28	43	Seattle	L	85-88	14,535	12-31
1/29	44	at L.A. Clippers	L	85-96	17,160	12-32
2/2	45	Sacramento	L	107-111(OT)	17,347	12-33
2/4	46	New Orleans	W	90-82	13,589	13-33
2/5	47	at Denver	L	91-107	19,099	13-34
2/7	48	at Miami	L	96-105	19,078	13-35
2/8	49	at Orlando	W	113-109	12,121	14-35
2/11	50	at New Orleans	L	108-111	15,760	14-36
2/13	51	Phoenix	L	102-106(OT)	16,544	14-37
2/15	52	Dallas	L	107-114	15,254	14-38
2/16	53	at Seattle	W	117-110	15,705	15-38
2/23	54	Atlanta	W	101-96	15,391	16-38
2/27	55	Detroit	L	88-94	16,892	16-39
3/1	56	at Memphis	L	97-99	14,209	16-40
3/2	57	at Minnesota	W	99-93	15,074	17-40
3/4	58	at Washington	W	103-90	16,541	18-40
3/6	59	at New York	W	99-115	19,763	18-41
3/8	60	at Philadelphia	W	104-85	17,990	19-41
3/9	61	at Detroit	L	88-92	22,076	19-42
3/11	62	at Indiana	L	83-101	18,345	19-43
3/12	63	at Atlanta	W	105-92	17,417	20-43
3/14	64	Houston	L	94-97	19,147	20-44
3/17	65	Sacramento	W	100-97	17,836	21-44
3/18	66	at Phoenix	W	110-100	18,422	22-44
3/20	67	at Sacramento	W	104-94	17,317	23-44
3/23	68	Dallas	L	109-97	16,183	23-45
3/25	69	Milwaukee	W	118-117(OT)	16,371	24-45
3/28	70	New York	W	108-100	15,734	25-45
3/30	71	at Milwaukee	W	113-109	14,936	26-45
4/1	72	at Utah	W	108-91	18,544	27-45
4/3	73	Seattle	W	101-92	17,296	28-45
4/5	74	Houston	W	122-117	16,638	29-45
4/6	75	at Portland	W	104-102	16,129	30-45
4/8	76	Phoenix	W	127-119	20,043	31-45
4/10	77	San Antonio	L	134-136(2OT)	16,324	31-46
4/11	78	at Denver	L	106-122	18,045	31-47
4/13	79	at Minnesota	L	100-116	15,239	31-48
4/15	80	Portland	W	108-88	16,389	32-48
4/18	81	L.A. Lakers	W	126-99	20,024	33-48
4/20	82	Utah	W	106-89	16,804	34-48

GOLDEN STATE WARRIORS 2005-06



BACK ROW (left to right): Zarko Cabarkapa, Andris Biedrins, Chris Taft, Troy Murphy, Mike Dunleavy.

MIDDLE: Head Athletic Trainer Tom Abdenour, Assistant Equipment Manager Eric Griffin, Equipment Manager Eric Housen, Assistant Coach Travis Schlenk, Assistant Coach Russell Turner, Mickael Pietrus, Calbert Cheaney, Adonal Foyle, Ike Diogu, Assistant Coach Mario Elie, Strength and Conditioning Coach John Murray, Assistant Athletic Trainer Frank Bernard, Director of Athletic Development Mark Grabow.

FRONT: General Manager Rod Higgins, Head Coach Mike Montgomery, Derek Fisher, Baron Davis, Jason Richardson, Monta Ellis, Assistant Coach Keith Smart, Executive Vice President of Basketball Operations Chris Mullin.

PLAYER	G	MIN	3-PT FG					REBOUNDS											PTS	AVG	
			FGM	FGA	PCT	FG	FGA	PCT	FTM	FTA	PCT	OFF	DEF	TOT	AST	PF	STL	TO			BLK
Richardson	75	2877	641	1438	.446	183	477	.384	276	410	.673	105	333	438	232	206	97	167	37	1741	23.2
Davis	54	1971	335	861	.389	102	324	.315	195	289	.675	45	191	236	480	165	89	159	14	967	17.9
Murphy	74	2516	363	838	.433	58	181	.320	251	319	.787	195	548	743	101	191	47	108	26	1035	14.0
Fisher	82	2589	364	887	.410	117	295	.397	244	293	.833	36	175	211	352	237	125	156	8	1089	13.3
Dunleavy	81	2578	331	816	.406	74	260	.285	196	252	.778	78	321	399	237	199	60	120	32	932	11.5
Pietrus	52	1179	169	418	.404	56	176	.318	87	143	.608	58	105	163	44	132	33	78	10	481	9.3
Diogu	69	1031	175	334	.524	0	0	---	136	168	.810	95	134	229	29	164	15	78	30	486	7.0
Ellis	49	886	132	318	.415	28	82	.341	42	59	.712	22	83	105	78	69	32	58	11	334	6.8
Foyle	77	1824	152	300	.507	0	0	---	41	67	.612	143	281	424	33	215	44	80	125	345	4.5
Biedrins	68	1000	118	185	.638	0	0	---	22	72	.306	124	159	283	24	190	23	34	47	258	3.8
Bynum	15	162	21	52	.404	2	9	.222	10	16	.625	3	9	12	19	10	7	14	0	54	3.6
Cabarkapa	61	505	67	174	.385	5	20	.250	60	84	.714	37	74	111	20	87	13	35	7	199	3.3
Taft	17	144	23	38	.605	0	0	---	1	6	.167	19	17	36	2	25	2	7	47	2.8	
Cheaney	42	448	42	108	.389	0	8	.000	8	8	1.000	20	41	61	19	38	13	17	2	92	2.2
Miles	19	118	6	18	.333	0	0	---	4	4	1.000	0	14	14	24	13	4	11	1	16	0.8

NOTES

- Jason Richardson led the team in scoring (career-high 23.2 ppg, 13th in NBA) for the third consecutive season.
- Richardson established a then-franchise record with 183 three-point field goals made (Tim Hardaway, 168, 1994-95).
 - Baron Davis averaged 17.9 points and a career-high 8.9 assists per game (2nd in NBA).
- Troy Murphy averaged 14.0 points and 10.0 rebounds, ranking 6th in the NBA in rebounding and 11th in double-doubles (34).
 - Murphy was one of only six players in the NBA to average a point/rebound double-double for the season.
- Golden State was 12-17 in 29 games decided by five points-or-less, including 7-14 in games decided by three points-or-less.
 - Warriors set a franchise attendance record for the fourth-straight season, averaging 18,273 fans per game (10th in NBA).

GAME-BY-GAME RESULTS RECORD 34-48



DATE	G	OPPONENT	W/L	SCORE	ATTENDANCE	RECORD
11/2	1	Atlanta	W	122-97	18,629	1-0
11/4	2	Utah	L	85-91	18,416	1-1
11/6	3	at New York	W	83-81	16,221	2-1
11/8	4	at Milwaukee	W	110-103	14,712	3-1
11/9	5	at Chicago	L	84-85	19,723	3-2
11/11	6	New York	W	86-84	19,596	4-2
11/12	7	at Phoenix	L	86-101	16,562	4-3
11/14	8	Chicago	W	100-82	16,454	5-3
11/16	9	Milwaukee	L	87-90	16,725	5-4
11/18	10	at Portland	W	91-80	14,817	6-4
11/20	11	at L.A. Clippers	L	101-113	15,712	6-5
11/21	12	New Jersey	W	100-97	16,501	7-5
11/23	13	San Antonio	L	89-113	18,768	7-6
11/25	14	at Utah	W	94-90	18,000	8-6
11/26	15	Toronto	W	117-91	17,119	9-6
11/28	16	N.O./Okla. City	W	99-83	16,270	10-6
11/30	17	Sacramento	W	113-106	19,279	11-6
12/2	18	Charlotte	W	107-100	18,240	12-6
12/7	19	Phoenix	L	110-118	17,389	12-7
12/9	20	Detroit	L	103-106	19,596	12-8
12/13	21	at Seattle	W	110-107(OT)	14,271	13-8
12/14	22	Houston	L	105-111(OT)	18,257	13-9
12/16	23	at Toronto	W	108-98	15,829	14-9
12/18	24	at New Jersey	L	90-118	14,919	14-10
12/19	25	at Boston	L	98-109	14,017	14-11
12/21	26	at Philadelphia	L	100-111	14,813	14-12
12/23	27	at Detroit	L	85-97	22,076	14-13
12/26	28	Denver	L	112-118	20,007	14-14
12/28	29	Boston	W	111-109	19,596	15-14
12/30	30	at Dallas	W	111-109	20,348	16-14
12/31	31	at Houston	W	94-89	17,175	17-14
1/3	32	at Memphis	L	94-104	14,697	17-15
1/5	33	Indiana	L	89-99	18,237	17-16
1/11	34	Miami	L	96-110	20,075	17-17
1/12	35	at Phoenix	L	99-112	18,037	17-18
1/14	36	L.A. Lakers	L	104-110	20,179	17-19
1/16	37	Seattle	W	109-93	20,011	18-19
1/20	38	Cleveland	W	99-79	20,205	19-19
1/22	39	at L.A. Clippers	L	92-105	15,845	19-20
1/23	40	L.A. Clippers	L	93-96	17,196	19-21
1/25	41	Dallas	L	93-102	16,842	19-22
1/27	42	at L.A. Lakers	W	105-106(OT)	18,997	19-23
1/28	43	Portland	W	98-83	18,265	20-23
2/1	44	at Seattle	L	107-111	14,703	20-24
2/2	45	San Antonio	L	86-89	17,223	20-25
2/4	46	Minnesota	W	109-77	20,023	21-25
2/6	47	Denver	W	122-114	17,257	22-25
2/8	48	at Washington	L	124-129	13,228	22-26
2/10	49	at Indiana	L	95-107	15,132	22-27
2/11	50	at Cleveland	W	99-91	20,562	23-27
2/13	51	Memphis	L	79-81	17,023	23-28
2/15	52	L.A. Clippers	W	88-81	16,821	24-28
2/21	53	at Sacramento	L	77-102	17,317	24-29
2/24	54	at Houston	L	88-91	15,371	24-30
2/25	55	at San Antonio	L	75-92	18,797	24-31
2/27	56	Utah	L	108-117(OT)	16,353	24-32
3/1	57	Orlando	W	98-94	17,064	25-32
3/3	58	L.A. Lakers	L	94-106	20,375	25-33
3/5	59	at Minnesota	L	90-103	15,797	25-34
3/7	60	at Atlanta	L	106-113	13,569	25-35
3/8	61	at Charlotte	L	101-104	14,039	25-36
3/10	62	at Miami	W	111-106	19,600	26-36
3/11	63	at Orlando	L	92-103	15,102	26-37
3/16	64	Minnesota	W	105-97	17,526	27-37
3/19	65	Philadelphia	W	98-89	19,596	28-37
3/21	66	at San Antonio	L	96-107	18,797	28-38
3/23	67	at Dallas	W	122-121	20,165	29-38
3/26	68	at Sacramento	W	90-83	17,317	30-38
3/27	69	Washington	L	98-116	17,158	30-39
3/29	70	N.O./Okla. City	L	85-86	16,885	30-40
3/31	71	Sacramento	L	93-96	20,011	30-41
4/2	72	at Minnesota	L	104-106(OT)	15,834	30-42
4/4	73	at Memphis	L	75-100	14,891	30-43
4/5	74	at N.O./Okla. City	L	109-114(OT)	18,169	30-44
4/7	75	Houston	L	93-100	19,123	30-45
4/8	76	at Denver	L	92-95	18,777	30-46
4/11	77	at L.A. Lakers	L	100-111	18,997	30-47
4/12	78	Dallas	W	114-102	17,527	31-47
4/14	79	Phoenix	W	110-102	18,618	32-47
4/15	80	at Portland	W	86-81	16,278	33-47
4/17	81	Portland	W	93-79	18,723	34-47
4/19	82	at Utah	L	102-105	18,570	34-48

GOLDEN STATE WARRIORS 2006-07



BACK ROW (left to right): Assistant Equipment Manager Eric Griffin, Josh Powell, Adonal Foyle, Zarko Cabarkapa, Andris Biedrins, Al Harrington, Strength and Conditioning Coach John Murray. MIDDLE: Equipment Manager Eric Housen, Head Athletic Trainer Tom Abdenour, Assistant Coach Travis Schlenk, Assistant Coach Russell Turner, Mickael Pietrus, Matt Barnes, Stephen Jackson, Kelenna Azubuike, Assistant Coach Keith Smart, Assistant Coach Stephen Silas, Assistant Athletic Trainer Frank Bernard, Director of Athletic Development Mark Grabow. FRONT: Assistant Coach Larry Riley, Sarunas Jasikevicius, Baron Davis, Jason Richardson, Monta Ellis, Head Coach Don Nelson. Not pictured: Patrick O'Bryant.

PLAYER	G	MIN	3-PT FG			REBOUNDS															
			FGM	FGA	PCT	FG	FGA	PCT	FTM	FTA	PCT	OFF	DEF	TOT	AST	PF	STL	TO	BLK	PTS	AVG
Davis	63	2221	452	1030	.439	85	280	.304	275	369	.745	51	225	276	509	181	135	193	29	1264	20.1
Harrington (GS)	42	1355	272	596	.456	73	175	.417	96	141	.681	80	190	270	98	153	40	78	14	713	17.0
Ellis	77	2638	480	1010	.475	39	143	.273	273	358	.763	62	181	243	319	210	132	221	21	1272	16.5
Jackson (GS)	38	1293	229	514	.446	59	173	.341	123	153	.804	44	83	127	173	113	51	102	14	640	16.8
Richardson	51	1675	306	734	.417	110	301	.365	92	140	.657	72	187	259	172	129	54	82	32	814	16.0
Dunleavy	39	1051	166	370	.449	36	104	.346	78	101	.772	40	147	187	117	83	38	71	12	446	11.4
Pietrus	72	1937	286	586	.488	93	240	.388	136	210	.648	81	246	327	62	220	48	105	55	801	11.1
Barnes	76	1813	275	628	.438	106	290	.366	90	123	.732	91	259	350	156	188	73	105	41	746	9.8
Biedrins	82	2382	348	581	.599	0	0	---	87	167	.521	251	511	762	88	304	67	119	136	783	9.5
Murphy	26	667	81	180	.450	22	59	.373	47	66	.712	37	120	157	60	63	21	29	17	231	8.9
Diogu	17	222	44	83	.530	0	0	---	35	44	.795	21	42	63	5	35	3	18	11	123	7.2
Azubuike	41	669	98	220	.445	34	79	.430	61	78	.782	26	68	94	28	49	22	39	10	291	7.1
Jasikevicius (GS)	26	309	37	101	.366	12	44	.273	27	31	.871	5	16	21	61	22	13	31	1	113	4.3
Roberson	20	227	44	104	.423	21	55	.382	2	3	.667	2	19	21	10	27	12	13	0	111	5.6
McLeod	26	379	41	105	.390	9	23	.391	47	53	.887	3	18	21	45	21	17	23	3	138	5.3
Major	1	27	2	10	200	0	0	---	1	2	.500	0	2	2	0	4	2	1	0	5	5.0
Wagner	1	7	1	1	1.000	1	1	1.000	1	2	.500	0	0	0	1	1	0	1	0	4	4.0
Powell (GS)	30	289	41	78	.526	0	0	---	22	30	.733	17	52	69	18	43	5	24	12	104	3.5
Foyle	48	475	48	85	.565	0	0	---	11	25	.440	51	75	126	19	61	11	23	50	107	2.2
O'Bryant	16	119	10	32	.313	0	0	---	11	17	.647	7	14	21	9	26	6	8	8	31	1.9

Western Conference First Round

Warriors win series 4-2

April 22	Golden State 97 at Dallas 85
April 25	Golden State 99 at Dallas 112
April 27	Dallas 91 at Golden State 109
April 29	Dallas 99 at Golden State 103
May 1	Golden State 112 at Dallas 118
May 3	Dallas 86 at Golden State 111

Western Conference Semifinals

Jazz win series 4-1

May 7	Golden State 112 at Utah 116
May 9	Golden State 117 at Utah 127 (OT)
May 11	Utah 105 at Golden State 125
May 13	Utah 115 at Golden State 101
May 15	Golden State 87 at Utah 100

NOTES

- Warriors recorded their first winning season since 1993-94 and earned their first playoff appearance since 1994.
- Golden State finished campaign going 16-5 in its final 21 games, including a 9-1 record over the final 10 games of the season.
- After earning the #8 seed in the Western Conference Playoffs, Golden State knocked off #1 seed Dallas Mavericks -- becoming just the third #8 seed to knock off a #1, and the first since the First Round moved to a best-of-seven format.
- Baron Davis led the Warriors in scoring during the regular-season (20.1 ppg), while also leading the NBA in steals (2.14 spg) and ranking 5th in assists (8.1 apg). During the playoffs, he averaged 25.3 points, 6.5 assists, 4.5 rebounds and 2.91 steals.
- Monta Ellis was named the NBA's Most Improved Player, averaging 16.5 points after averaging 6.8 the previous season.
- On January 17, the Warriors acquired Stephen Jackson and Al Harrington as part of an eight-player trade with Indiana.
- Don Nelson returned for his second stint as Head Coach of the Warriors and led a team that ranked 2nd in the NBA in scoring.

GAME-BY-GAME RESULTS RECORD 42-40



DATE	G	OPPONENT	W/L	SCORE	ATTENDANCE	RECORD
11/1	1	L.A. Lakers	L	98-110	19,596	0-1
11/3	2	Portland	W	102-89	17,204	1-1
11/4	3	at Utah	L	82-106	18,641	1-2
11/6	4	at Dallas	W	107-104	20,093	2-2
11/7	5	at N.O./Okla City	L	93-97	19,164	2-3
11/9	6	N.O./Okla City	W	121-116	16,927	3-3
11/11	7	Detroit	W	111-79	18,508	4-3
11/14	8	Toronto	W	110-99	16,182	5-3
11/16	9	Sacramento	W	117-105	17,821	6-3
11/18	10	Seattle	W	107-95	17,205	7-3
11/20	11	Phoenix	L	110-113	18,078	7-4
11/22	12	Denver	L	112-115	17,505	7-5
11/24	13	at Denver	L	129-140	16,234	7-6
11/25	14	Utah	W	91-78	17,711	8-6
11/27	15	San Antonio	W	111-102	17,078	9-6
11/29	16	Indiana	L	106-108	17,284	9-7
12/2	17	Milwaukee	L	110-115	18,086	9-8
12/4	18	at San Antonio	L	89-129	18,797	9-9
12/5	19	at Houston	L	90-118	14,109	9-10
12/9	20	N.O./Okla City	W	101-80	17,105	10-10
12/10	21	at Seattle	L	115-117	16,138	10-11
12/12	22	Sacramento	W	126-113	17,574	11-11
12/14	23	Houston	W	109-107	19,596	12-11
12/15	24	at Phoenix	L	101-105	18,422	12-12
12/17	25	at Toronto	L	115-120	16,035	12-13
12/18	26	at New Jersey	L	97-105	14,096	12-14
12/20	27	at Boston	W	96-95	17,134	13-14
12/22	28	at Orlando	W	117-108	16,563	14-14
12/23	29	at Miami	L	92-105	19,600	14-15
12/26	30	Philadelphia	W	116-97	19,183	15-15
12/29	31	Boston	W	110-100	19,596	16-15
12/30	32	at Sacramento	L	96-119	17,317	16-16
1/2	33	at N.O./Okla City	W	97-89	16,617	17-16
1/3	34	at Memphis	L	135-144	12,176	17-17
1/6	35	Seattle	W	108-104	17,007	18-17
1/7	36	at Phoenix	L	105-128	18,422	18-18
1/10	37	Orlando	L	76-91	16,877	18-19
1/12	38	Miami	L	96-118	18,845	18-20
1/15	39	L.A. Clippers	W	108-93	18,371	19-20
1/17	40	at L.A. Clippers	L	109-115	17,385	19-21
1/20	41	Cleveland	W	104-106 (OT)	19,864	19-22
1/22	42	at L.A. Lakers	L	103-108	18,997	19-23
1/24	43	New Jersey	W	110-109	17,284	20-23
1/27	44	Charlotte	W	131-105	16,381	21-23
1/30	45	at Cleveland	L	97-124	19,443	21-24
1/31	46	at Atlanta	L	94-115	13,474	21-25
2/2	47	at Philadelphia	W	102-101	12,768	22-25
2/3	48	at Charlotte	L	90-98	15,171	22-26
2/5	49	at Indiana	W	113-98	12,736	23-26
2/7	50	at Minnesota	L	93-121	13,212	23-27
2/9	51	Chicago	W	123-121 (OT)	18,186	24-27
2/11	52	Atlanta	L	105-106	17,111	24-28
2/12	53	at Denver	L	111-123	15,513	24-29
2/14	54	New York	W	120-101	17,023	25-29
2/21	55	Memphis	W	118-115 (OT)	16,967	26-29
2/24	56	at L.A. Clippers	L	90-103	19,060	26-30
2/25	57	L.A. Lakers	L	85-102	20,107	26-31
2/27	58	at Milwaukee	L	101-122	13,409	26-32
2/28	59	at Chicago	L	83-113	21,814	26-33
3/2	60	at New York	L	97-103	19,763	26-34
3/4	61	at Washington	L	106-107	20,173	26-35
3/5	62	at Detroit	W	111-93	22,076	27-35
3/7	63	Denver	W	110-96	19,596	28-35
3/9	64	L.A. Clippers	W	99-89	18,177	29-35
3/11	65	at Portland	L	87-106	14,875	29-36
3/12	66	Dallas	W	117-100	18,377	30-36
3/16	67	Minnesota	W	106-86	18,527	31-36
3/17	68	at Seattle	W	99-98	15,742	32-36
3/20	69	at Utah	L	100-104	19,759	32-37
3/23	70	Washington	W	135-128	19,596	33-37
3/25	71	at L.A. Lakers	L	113-115	18,997	33-38
3/26	72	San Antonio	L	89-126	18,207	33-39
3/29	73	Phoenix	W	124-119	19,596	34-39
4/1	74	Memphis	W	122-117	17,198	35-39
4/4	75	at Houston	W	110-99	13,929	36-39
4/6	76	at Memphis	W	116-104	14,087	37-39
4/7	77	at San Antonio	L	99-112	18,797	37-40
4/9	78	Utah	W	126-102	17,453	38-40
4/13	79	at Sacramento	W	125-108	17,317	39-40
4/15	80	Minnesota	W	121-108	18,223	40-40
4/17	81	Dallas	W	111-82	20,073	41-40
4/18	82	at Portland	W	120-98	19,455	42-40

GOLDEN STATE WARRIORS 2007-08



BACK ROW (left to right): Strength and Conditioning Coach John Murray, Chris Webber, Andris Biedrins, Kosta Perovic, Patrick O'Bryant, Austin Croshere, Assistant Athletic Trainer Frank Bernard. MIDDLE: Head Athletic Trainer Tom Abdenour, Equipment Manager Eric Housen, Athletic Development Assistant Rico Hines, Assistant Coach Russell Turner, Shooting Coach Sidney Moncrief, Mickael Pietrus, Al Harrington, Brandon Wright, Stephen Jackson, Matt Barnes, Assistant Coach Stephen Silas, Assistant Coach Keith Smart, Assistant Coach Travis Schlenk, Assistant Equipment Manager Brant Helms, Director of Athletic Development Mark Grabow.
FRONT: Assistant Coach Larry Riley, Kelenna Azubuike, Monta Ellis, Baron Davis, Marco Belinelli, C.J. Watson, Head Coach Don Nelson.

PLAYER	G	MIN	FGM	FGA	PCT	3-PT FG				REBOUNDS			AST	PF	STL	TO	BLK	PTS	AVG		
						FG	FGA	PCT	FTM	FTA	PCT	OFF								DEF	TOT
Davis	82	3196	650	1526	.426	173	525	.330	318	424	.750	96	289	385	623	247	191	232	43	1791	21.8
Ellis	81	3071	652	1227	.531	12	52	.231	320	417	.767	133	271	404	315	195	124	173	27	1636	20.2
Jackson	73	2855	488	1204	.405	182	501	.363	308	370	.832	67	251	318	300	171	92	197	29	1466	20.1
Harrington	81	2190	401	923	.434	153	408	.375	147	190	.774	107	332	439	132	266	74	90	16	1102	13.6
Biedrins	76	2078	340	543	.626	0	0	—	116	187	.620	256	488	744	75	262	56	85	94	796	10.5
Azubuike	81	1732	261	587	.445	71	195	.364	99	138	.717	107	217	324	75	159	45	58	34	692	8.5
Pietrus	66	1316	170	387	.439	66	183	.361	66	98	.673	67	175	242	49	200	66	48	43	472	7.2
Barnes	73	1414	187	442	.423	53	181	.293	59	79	.747	94	230	324	139	159	48	85	36	486	6.7
Wright	38	376	62	112	.554	0	0	—	27	40	.675	38	61	99	9	36	6	13	22	151	4.0
Croshere	44	457	61	137	.445	22	61	.361	29	32	.906	33	71	104	30	60	8	22	6	173	3.9
Webber	9	126	15	31	.484	0	0	—	5	12	.417	2	30	32	18	17	4	11	6	35	3.9
Watson	32	368	43	101	.426	9	26	.346	23	29	.793	13	19	32	35	19	15	18	0	118	3.7
Hudson	9	93	9	31	.290	4	12	.333	6	6	1.000	0	7	7	9	4	3	7	0	28	3.1
Belinelli	33	241	36	93	.387	16	41	.390	7	9	.778	3	11	14	15	15	5	12	0	95	2.9
O'Bryant	24	99	16	29	.552	0	0	—	3	5	.600	10	19	29	4	27	4	7	9	35	1.5
Perovic	7	38	3	10	.300	0	0	—	4	6	.667	6	7	13	1	6	0	1	2	10	1.4
Mbenga	16	130	9	23	.391	0	0	—	1	2	.500	13	18	31	4	32	3	4	10	19	1.2
Lasme	1	0	0	0	—	0	0	—	0	0	—	0	0	0	0	0	0	0	0	0	0.0

NOTES


- Golden State's 48-34 record was the best for a non-playoff team since the NBA instituted the 16-team format in 1983-84.
 - 48 wins were the team's most since 1993-94 and third most in the previous 32 seasons.
 - 21-20 road record marked the team's second most road victories in the previous 33 seasons.
- Warriors led the NBA in scoring, averaging 111.0 points per contest, marking the fifth time team has paced the league since moving West in 1962 and the first time since 1991-92.
- Baron Davis (21.8 ppg), Monta Ellis (20.2 ppg) and Stephen Jackson (20.1 ppg) became the first NBA trio to all average more than 20 points since Chris Mullin, Mitch Richmond and Tim Hardaway did so for Golden State in 1990-91.
 - Warriors established an all-time single-season franchise record in attendance, averaging 19,631 fans per game (capacity 19,596) and sold out 32 of 41 home games.

GAME-BY-GAME RESULTS RECORD 48-34



DATE	G	OPPONENT	W/L	SCORE	ATTENDANCE	RECORD
10/30	1	Utah	L	96-117	19,832	0-1
11/2	2	at L.A. Clippers	L	114-120	19,060	0-2
11/3	3	at Utah	L	110-133	19,911	0-3
11/6	4	Cleveland	L	104-108	19,596	0-4
11/8	5	Dallas	L	115-120	19,596	0-5
11/14	6	Detroit	L	104-111	18,923	0-6
11/16	7	L.A. Clippers	W	122-105	19,596	1-6
11/18	8	at Toronto	W	106-100	19,800	2-6
11/20	9	at New York	W	108-82	19,763	3-6
11/21	10	at Boston	L	82-105	18,624	3-7
11/23	11	at Washington	W	123-115	20,173	4-7
11/24	12	at Philadelphia	W	100-98 (OT)	13,047	5-7
11/26	13	Phoenix	W	129-114	19,596	6-7
11/28	14	at Sacramento	W	103-96	13,652	7-7
11/29	15	Houston	W	113-94	19,596	8-7
12/2	16	at Seattle	W	109-96	11,461	9-7
12/3	17	Orlando	L	117-123 (OT)	18,527	9-8
12/5	18	Milwaukee	W	120-90	17,823	10-8
12/7	19	Miami	W	120-113	19,596	11-8
12/9	20	at L.A. Lakers	L	113-123	18,997	11-9
12/11	21	San Antonio	W	96-84	19,827	12-9
12/12	22	at Portland	L	95-105	15,943	12-10
12/14	23	L.A. Lakers	W	108-106	20,705	13-10
12/16	24	at Detroit	L	87-109	22,076	13-11
12/17	25	at Memphis	W	125-117	10,549	14-11
12/19	26	at Minnesota	W	111-98	13,001	15-11
12/22	27	at New Jersey	L	95-100	15,032	15-12
12/23	28	at Cleveland	W	105-96	20,562	16-12
12/26	29	Minnesota	W	105-101	19,596	17-12
12/28	30	Denver	L	120-124	20,001	17-13
12/30	31	at Denver	W	105-95	19,362	18-13
12/31	32	at Houston	W	112-95	18,153	19-13
1/2	33	at Dallas	L	99-121	20,172	19-14
1/4	34	New Orleans	L	104-116	19,596	19-15
1/7	35	San Antonio	W	130-121 (OT)	19,107	20-15
1/9	36	at Portland	L	91-109	20,415	20-16
1/11	37	Memphis	W	116-104	19,224	21-16
1/13	38	Indiana	W	106-101	19,044	22-16
1/15	39	at Minnesota	W	105-98	10,777	23-16
1/16	40	at Indiana	L	117-125	11,501	23-17
1/18	41	at Chicago	W	119-111	21,896	24-17
1/19	42	at Milwaukee	W	119-99	16,615	25-17
1/21	43	Minnesota	L	108-109	19,144	25-18
1/24	44	New Jersey	W	121-119	19,596	26-18
1/27	45	New York	W	106-104	19,596	27-18
1/29	46	at Houston	L	107-111	16,586	27-19
1/30	47	at New Orleans	W	116-103	14,410	28-19
2/1	48	Charlotte	W	127-96	20,064	29-19
2/7	49	Chicago	L	108-114	19,596	29-20
2/9	50	Sacramento	W	105-102	20,018	30-20
2/11	51	Washington	W	120-117	19,043	31-20
2/13	52	Phoenix	W	120-118	19,754	32-20
2/19	53	at Utah	L	109-119	19,911	32-21
2/20	54	Boston	W	119-117	20,711	33-21
2/22	55	Atlanta	L	110-117	19,596	33-22
2/26	56	Seattle	W	105-99	19,412	34-22
2/29	57	Philadelphia	W	119-97	19,602	35-22
3/2	58	Portland	W	110-104	19,596	36-22
3/4	59	at Atlanta	W	135-118	16,575	37-22
3/5	60	at Charlotte	L	109-118	13,747	37-23
3/7	61	at Miami	W	134-99	19,161	38-23
3/8	62	at Orlando	W	104-95	17,519	39-23
3/12	63	Toronto	W	117-106	19,596	40-23
3/13	64	at Phoenix	L	115-123	18,422	40-24
3/15	65	Memphis	W	110-107	19,596	41-24
3/18	66	at Sacramento	L	105-122	16,245	41-25
3/19	67	at L.A. Clippers	W	116-100	18,704	42-25
3/21	68	Houston	L	106-109	19,824	42-26
3/23	69	at L.A. Lakers	W	115-111	18,997	43-26
3/24	70	L.A. Lakers	L	119-123 (OT)	20,713	43-27
3/27	71	Portland	W	111-95	19,732	44-27
3/29	72	at Denver	L	112-119	19,844	44-28
3/30	73	Dallas	W	114-104	19,852	45-28
4/1	74	at San Antonio	L	92-116	18,797	45-29
4/2	75	at Dallas	L	86-111	20,331	45-30
4/4	76	at Memphis	W	117-86	11,463	46-30
4/6	77	at New Orleans	L	96-108	17,809	46-31
4/8	78	Sacramento	W	140-132	20,003	47-31
4/10	79	Denver	L	105-114	20,737	47-32
4/12	80	L.A. Clippers	W	122-116	19,706	48-32
4/14	81	at Phoenix	L	116-122	18,422	48-33
4/16	82	Seattle	L	121-126	19,596	48-34

GOLDEN STATE WARRIORS 2008-09



BACK ROW (left to right): Strength and Conditioning Coach John Murray, Ronny Turiaf, Anthony Randolph, Andris Biedrins, Jermareo Davidson, Brandon Wright, Assistant Equipment Manager Brant Helms. **MIDDLE** : Head Athletic Trainer Tom Abdenour, Equipment Manager Eric Housen, Assistant Coach Larry Harris, Assistant Coach Russell Turner, Monta Ellis, Corey Maggette, Rob Kurz, Keleena Azubuike, Marco Belinelli, Assistant Coach Stephen Silas, Assistant Coach Travis Schlenk, Athletic Development Assistant Rico Hines, Assistant Athletic Trainer Frank Bernard, Director of Athletic Development Mark Grabow. **FRONT**: Assistant Coach Keith Smart, C.J. Watson, Anthony Morrow, Stephen Jackson, Jamal Crawford, Marcus Williams, Head Coach Don Nelson.

PLAYER	G	MIN	FGM	FGA	PCT	3-PT FG					REBOUNDS					PF	STL	TO	BLK	PTS	AVG
						FG	FGA	PCT	FTM	FTA	PCT	OFF	DEF	TOT	AST						
Jackson	59	2339	413	997	.414	103	305	.338	294	356	.826	70	233	303	381	153	88	229	31	1223	20.7
Crawford (GS)	54	2087	346	853	.406	107	317	.338	265	298	.889	21	155	176	240	79	48	122	13	1064	19.7
Ellis	25	892	194	430	.451	8	26	.308	78	94	.830	14	94	108	93	67	39	67	8	474	19.0
Maggette	51	1588	292	634	.461	24	95	.253	342	415	.824	49	233	282	92	192	44	120	8	950	18.6
Azubuike	74	2375	392	845	.464	94	210	.448	185	229	.808	112	258	370	117	183	57	95	50	1063	14.4
Harrington	5	166	23	70	.329	11	28	.393	5	10	.500	10	18	28	10	14	7	7	0	62	12.4
Biedrins	62	1863	308	533	.578	0	1	.000	119	216	.551	223	470	693	121	236	63	110	96	735	11.9
Morrow	67	1515	255	534	.478	86	184	.467	80	92	.870	78	121	199	80	130	36	52	12	676	10.1
Watson	77	1883	257	562	.457	48	120	.400	168	193	.870	39	153	192	206	137	96	92	4	730	9.5
Belinelli	42	882	140	317	.442	52	131	.397	40	52	.769	10	61	71	88	73	36	59	1	372	8.9
Wright	39	688	130	246	.528	0	4	.000	63	85	.741	62	95	157	21	74	22	23	37	323	8.3
Randolph	63	1129	199	431	.462	0	4	.000	101	141	.716	128	235	363	49	141	42	80	74	499	7.9
Turiaf	79	1696	186	366	.508	0	3	.000	98	124	.790	88	272	360	166	243	34	70	168	470	5.9
Nelson	13	171	24	54	.444	0	3	.000	5	14	.357	6	18	24	13	24	9	15	2	53	4.1
Kurz	40	442	51	131	.389	15	38	.395	40	50	.800	33	48	81	20	78	14	16	19	157	3.9
Davidson	14	111	17	35	.486	0	0	---	8	17	.471	10	24	34	1	12	2	5	3	42	3.0
Williams	9	54	4	17	.235	2	6	.333	2	6	.333	0	4	4	13	6	1	4	1	12	1.3

NOTES

- Golden State ranked second in the NBA in scoring, averaging 108.6 points per game.
- Stephen Jackson established career-highs in points (20.7), assists (6.5), rebounds (5.1) and minutes (39.6), and was one of only four players in the NBA to average at least 20 points, six assists and five rebounds.
- Anthony Morrow led the NBA in three-point field goal percentage, shooting 46.7% (86-184 3FG) to become the first rookie in NBA history and the first player in Warriors history to lead the league in three-point shooting.
- Jamal Crawford scored 50 points at Charlotte on December 20, becoming the first Warriors player to reach the half-century mark since Antawn Jamison did so twice in December of 2000.
 - The Warriors had the youngest team in the NBA in 2008-09.


GAME-BY-GAME RESULTS

RECORD 29-53



DATE	G	OPPONENT	W/L	SCORE	ATTENDANCE	RECORD
10/29	1	New Orleans	L	103-108	19,126	0-1
10/31	2	at Toronto	L	108-112 (OT)	19,800	0-2
11/1	3	at New Jersey	W	105-97	17,390	1-2
11/3	4	at Memphis	L	79-90	10,121	1-3
11/5	5	Denver	W	111-101	18,194	2-3
11/7	6	Memphis	L	104-109	18,744	2-4
11/9	7	at Sacramento	L	98-115	12,090	2-5
11/11	8	Minnesota	W	113-110 (OT)	17,422	3-5
11/13	9	Detroit	L	102-107	18,477	3-6
11/15	10	at L.A. Clippers	W	121-103	12,823	4-6
11/18	11	Portland	W	111-106	18,248	5-6
11/21	12	Chicago	L	110-115	19,596	5-7
11/23	13	at Philadelphia	L	81-89	13,556	5-8
11/25	14	at Washington	L	100-124	13,852	5-9
11/26	15	at Boston	L	111-119	18,624	5-10
11/28	16	at Cleveland	L	97-112	20,562	5-11
11/29	17	at New York	L	125-138	19,317	5-12
12/1	18	Miami	L	129-130 (OT)	18,723	5-13
12/5	19	at Houston	L	112-131	14,438	5-14
12/6	20	at San Antonio	L	88-123	17,740	5-15
12/8	21	at Oklahoma City	W	112-102	17,854	6-15
12/10	22	Milwaukee	W	119-96	18,375	7-15
12/12	23	Houston	L	108-119	19,276	7-16
12/13	24	at Denver	L	105-123	15,322	7-17
12/15	25	Orlando	L	98-109	18,844	7-18
12/17	26	at Indiana	L	120-127	11,151	7-19
12/19	27	at Atlanta	L	99-115	16,768	7-20
12/20	28	at Charlotte	W	110-103	13,068	8-20
12/22	29	at Orlando	L	81-113	17,461	8-21
12/23	30	at Miami	L	88-96	17,862	8-22
12/26	31	Boston	W	99-89	19,596	9-22
12/28	32	at L.A. Lakers	L	113-130	18,997	9-23
12/29	33	Toronto	W	117-111	19,596	10-23
12/31	34	at Oklahoma City	L	100-107	18,229	10-24
1/2	35	at Minnesota	L	108-115	11,921	10-25
1/5	36	at Utah	L	114-119	19,911	10-26
1/7	37	L.A. Lakers	L	106-114	19,596	10-27
1/10	38	at Portland	L	100-113	20,987	10-28
1/11	39	Indiana	W	120-117	18,262	11-28
1/14	40	Sacramento	L	133-135 (3OT)	19,122	11-29
1/16	41	Atlanta	W	119-114	18,832	12-29
1/19	42	Washington	W	119-98	19,244	13-29
1/21	43	Oklahoma City	L	121-122	19,318	13-30
1/23	44	Cleveland	L	105-106	19,596	13-31
1/25	45	L.A. Clippers	W	107-92	17,746	14-31
1/28	46	at Dallas	L	93-117	19,864	14-32
1/30	47	at New Orleans	W	91-87	17,738	15-32
1/31	48	at Houston	L	93-110	16,702	15-33
2/2	49	San Antonio	L	105-110 (OT)	18,205	15-34
2/4	50	Phoenix	W	124-112	19,596	16-34
2/6	51	at Phoenix	L	105-115	18,422	16-35
2/8	52	Utah	W	116-96	19,174	17-35
2/10	53	New York	W	144-127	19,098	18-35
2/12	54	Portland	W	105-98	19,322	19-35
2/18	55	L.A. Lakers	L	121-129	20,007	19-36
2/21	56	Oklahoma City	W	133-120	19,108	20-36
2/23	57	at L.A. Clippers	L	105-118	15,383	20-37
2/27	58	Charlotte	L	109-112	18,653	20-38
3/1	59	Utah	L	104-112	18,347	20-39
3/3	60	at Minnesota	W	118-94	14,780	21-39
3/4	61	at Chicago	L	88-110	20,108	21-40
3/6	62	at Detroit	L	91-108	22,076	21-41
3/7	63	at Milwaukee	L	120-127	15,569	21-42
3/11	64	New Jersey	W	116-112	18,203	22-42
3/13	65	Dallas	W	119-110	18,751	23-42
3/15	66	Phoenix	L	130-154	19,596	23-43
3/17	67	L.A. Clippers	W	127-120	18,223	24-43
3/19	68	at L.A. Lakers	L	106-114	18,997	24-44
3/20	69	Philadelphia	W	119-111	19,596	25-44
3/22	70	at New Orleans	L	89-99	16,351	25-45
3/24	71	at San Antonio	L	106-107	18,797	25-46
3/25	72	at Dallas	L	106-128	19,862	25-47
3/28	73	at Denver	L	116-129	19,155	25-48
3/30	74	Memphis	L	109-114	18,471	25-49
4/1	75	Sacramento	W	143-141 (OT)	18,743	26-49
4/3	76	New Orleans	W	111-103	19,596	27-49
4/5	77	at Sacramento	W	105-100	12,975	28-49
4/8	78	Minnesota	L	97-105	18,808	28-50
4/10	79	Houston	L	109-113	19,596	28-51
4/11	80	at Utah	W	118-108	19,911	29-51
4/13	81	San Antonio	L	72-101	19,596	29-52
4/15	82	at Phoenix	L	117-113	18,422	29-53

GOLDEN STATE WARRIORS 2009-10



BACK ROW (left to right): Ronny Turiaf, Anthony Randolph, Andris Biedrins, Chris Hunter, Brandon Wright.

MIDDLE: Equipment Manager Eric Housen, Athletic Development Assistant Rico Hines, Strength & Conditioning Coach John Murray, Assistant Coach Scott Roth, Reggie Williams, Devean George, Vladimir Radmanovic, Anthony Tolliver, Corey Maggette, Kelenna Azubuike, Assistant Coach Russell Turner, Assistant Coach Stephen Silas, Assistant Equipment Manager Brant Helms, Assistant Athletic Trainer Frank Bernard.

FRONT: Assistant Coach Keith Smart, Head Athletic Trainer Tom Abdenour, Raja Bell, Anthony Morrow, Monta Ellis, Stephen Curry, C.J. Watson, Director of Athletic Development Mark Grabow, Head Coach Don Nelson.

PLAYER	G	MIN	FGM	FGA	PCT	3-PT FG				REBOUNDS			AST	PF	STL	TO	BLK	PTS	AVG		
						FG	FGA	PCT	FTM	FTA	PCT	OFF								DEF	TOT
Ellis	64	2647	631	1406	.449	77	228	.338	292	388	.753	47	210	257	340	189	143	243	25	1631	25.5
Maggette	70	2081	457	886	.516	13	50	.260	460	551	.835	92	281	373	172	231	52	168	4	1387	19.8
Curry	80	2896	528	1143	.462	166	380	.437	177	200	.885	48	308	356	472	252	152	244	19	1399	17.5
Jackson	9	300	56	133	.421	11	40	.275	26	37	.703	6	29	35	42	16	14	26	6	149	16.6
Williams	24	782	140	283	.495	33	92	.359	52	62	.839	18	92	110	66	49	22	29	6	365	15.2
Azubuike	9	231	48	88	.545	10	27	.370	19	28	.679	12	29	41	10	16	5	7	9	125	13.9
Morrow	69	2018	329	703	.468	140	307	.456	101	114	.886	61	198	259	104	158	65	84	16	899	13.0
Bell (TOT)	6	181	28	61	.459	12	27	.444	3	3	1.000	5	18	23	13	15	4	5	2	71	11.8
Bell (GS)	1	23	4	6	.667	3	3	1.000	0	0	—	0	2	2	3	2	0	0	0	11	11.0
Tolliver (TOT)	46	1428	193	449	.430	50	152	.329	103	134	.769	84	236	320	87	128	32	46	33	539	11.7
Tolliver (GS)	44	1423	193	448	.431	50	151	.331	103	134	.769	84	235	319	87	127	32	46	33	539	12.3
Randolph	33	749	137	309	.443	1	5	.200	109	136	.801	73	142	215	42	92	28	49	51	384	11.6
Watson	65	1788	247	528	.468	45	145	.310	128	166	.771	28	141	169	180	124	103	69	8	667	10.3
Martin	10	276	32	88	.364	10	31	.323	16	21	.762	17	30	47	9	36	8	13	0	90	9.0
Karl	4	108	11	32	.344	2	11	.182	4	6	.667	4	12	16	15	14	3	6	1	28	7.0
Radmanovic (TOT)	41	891	103	273	.377	30	108	.278	20	27	.741	51	127	178	45	97	29	44	7	256	6.2
Radmanovic (GS)	33	758	89	231	.385	23	86	.267	16	21	.762	43	106	149	38	79	26	39	6	217	6.6
Law	5	66	9	14	.643	1	3	.333	12	15	.800	0	2	2	7	5	6	2	0	31	6.2
George	45	761	89	206	.432	48	123	.390	16	23	.696	21	93	114	32	89	41	15	10	242	5.4
Biedrins	33	763	81	137	.591	0	0	—	4	25	.160	63	196	259	57	117	20	32	44	166	5.0
Moore	23	406	54	90	.600	0	0	—	7	11	.636	26	43	69	36	60	5	21	13	115	5.0
Turiaf	42	872	85	146	.582	0	1	.000	37	78	.474	54	137	191	90	98	23	49	54	207	4.9
Hunter	60	783	109	217	.502	0	4	.000	52	69	.754	56	111	167	37	132	13	30	35	270	4.5

NOTES

- Monta Ellis averaged a career-high 25.5 points (6th best in NBA) to become the first Warriors player to average 25.0 points per game since Chris Mullin in 1991-92, and first to finish in NBA's top-10 in scoring since Antawn Jamison in 2000-01.
- Stephen Curry, who set a then-NBA rookie record with 166 three-pointers, was named Western Conference Rookie of the Month in January, March & April en route to All-Rookie First Team honors and a runner-up finish in NBA Rookie of the Year balloting.
- Ellis and Curry both ranked in the NBA's top-five in steals per game, finishing second (2.23) and third (1.90), respectively.
 - The Warriors ranked second in the NBA in scoring (108.8 ppg), while leading the league in fast break points (23.7).
 - Seven different players scored at least 30 points in a game (Azubuike, Curry, Ellis, Maggette, Morrow, Tolliver, Watson).
- Don Nelson finished the season with 1,335 career coaching victories, moving past Lenny Wilkens (1,332) for the top spot on the NBA's All-Time Head Coaching Victories list.

GAME-BY-GAME RESULTS RECORD 26-56



DATE	G	OPPONENT	W/L	SCORE	ATTENDANCE	RECORD
10/28	1	Houston.....	L	107-108	19,596	0-1
10/30	2	at Phoenix.....	L	101-123	18,422	0-2
11/4	3	Memphis.....	W	113-105	17,457	1-2
11/6	4	L.A. Clippers.....	L	90-118	18,788	1-3
11/8	5	at Sacramento.....	L	107-120	10,760	1-4
11/9	6	Minnesota.....	W	146-105	15,468	2-4
11/11	7	at Indiana.....	L	94-108	10,682	2-5
11/13	8	at New York.....	W	121-107	19,763	3-5
11/14	9	at Milwaukee.....	L	125-129	14,978	3-6
11/17	10	at Cleveland.....	L	108-114	20,562	3-7
11/18	11	at Boston.....	L	95-109	18,624	3-8
11/20	12	Portland.....	W	108-94	18,630	4-8
11/24	13	at Dallas.....	W	111-103	20,008	5-8
11/25	14	at San Antonio.....	L	104-118	17,606	5-9
11/28	15	L.A. Lakers.....	L	97-130	20,001	5-10
11/30	16	Indiana.....	W	126-107	16,574	6-10
12/1	17	at Denver.....	L	107-135	14,570	6-11
12/3	18	Houston.....	L	109-111	16,432	6-12
12/5	19	Orlando.....	L	118-126	19,054	6-13
12/7	20	at Oklahoma City.....	L	88-104	17,334	6-14
12/9	21	at New Jersey.....	W	105-89	10,005	7-14
12/11	22	at Chicago.....	L	91-96 (OT)	18,803	7-15
12/12	23	at Detroit.....	L	95-104	16,952	7-16
12/14	24	at Philadelphia.....	L	101-117	12,795	7-17
12/16	25	San Antonio.....	L	91-103	17,857	7-18
12/18	26	Washington.....	L	109-118	17,423	7-19
12/22	27	at Memphis.....	L	108-121	12,827	7-20
12/23	28	at New Orleans.....	L	102-108	14,391	7-21
12/26	29	Phoenix.....	W	132-127	19,550	8-21
12/28	30	Boston.....	W	103-99	19,259	9-21
12/29	31	at L.A. Lakers.....	L	118-124	18,997	9-22
1/2	32	at Portland.....	L	89-105	20,507	9-23
1/5	33	at Denver.....	L	122-123	15,129	9-24
1/6	34	at Minnesota.....	W	107-101	12,046	10-24
1/8	35	Sacramento.....	W	108-101	18,327	11-24
1/11	36	Cleveland.....	L	114-117	19,596	11-25
1/13	37	Miami.....	L	102-115	17,121	11-26
1/15	38	Milwaukee.....	L	104-113	17,455	11-27
1/18	39	Chicago.....	W	114-97	19,208	12-27
1/20	40	Denver.....	L	118-123 (OT)	17,223	12-28
1/22	41	New Jersey.....	W	111-79	17,308	13-28
1/23	42	at Phoenix.....	L	103-112	17,792	13-29
1/26	43	at Sacramento.....	L	96-99	14,522	13-40
1/27	44	New Orleans.....	L	110-123	16,308	13-31
1/29	45	Charlotte.....	L	110-121	17,850	13-32
1/31	46	at Oklahoma City.....	L	104-112	17,565	13-33
2/2	47	at Houston.....	L	97-119	12,845	13-34
2/3	48	at Dallas.....	L	101-110	19,679	13-35
2/6	49	Oklahoma City.....	L	95-104	17,825	13-36
2/8	50	Dallas.....	L	117-127	17,015	13-37
2/10	51	L.A. Clippers.....	W	132-102	17,230	14-37
2/16	52	at L.A. Lakers.....	L	94-104	18,997	14-38
2/17	53	Sacramento.....	W	130-98	17,023	15-38
2/19	54	Utah.....	L	89-100	18,322	15-39
2/21	55	Atlanta.....	W	108-104	17,822	16-39
2/23	56	Philadelphia.....	L	102-110	17,115	16-40
2/25	57	Denver.....	L	112-127	18,555	16-41
2/27	58	Detroit.....	W	95-88	17,223	17-41
3/2	59	at Miami.....	L	106-110	15,213	17-42
3/3	60	at Orlando.....	L	90-117	17,461	17-43
3/5	61	at Atlanta.....	L	122-127	14,066	17-44
3/6	62	at Charlotte.....	L	90-101	19,392	17-45
3/8	63	at New Orleans.....	L	131-135	13,889	17-46
3/11	64	Portland.....	L	105-110	17,308	17-47
3/13	65	Toronto.....	W	124-112	17,655	18-47
3/15	66	L.A. Lakers.....	L	121-124	20,038	18-48
3/17	67	New Orleans.....	W	131-121	17,155	19-48
3/19	68	at San Antonio.....	L	116-147	18,581	19-49
3/20	69	at Memphis.....	L	107-123	14,897	19-50
3/22	70	Phoenix.....	L	131-133	18,722	19-51
3/24	71	Memphis.....	W	128-110	17,123	20-51
3/27	72	Dallas.....	L	90-111	19,104	20-52
3/28	73	at L.A. Clippers.....	W	121-103	17,868	21-52
3/31	74	at Utah.....	L	104-128	19,617	21-53
4/2	75	New York.....	W	128-117	19,230	22-53
4/4	76	at Toronto.....	W	113-112	17,509	23-53
4/6	77	at Washington.....	L	94-112	14,721	23-54
4/7	78	at Minnesota.....	W	116-107	15,863	24-54
4/10	79	at L.A. Clippers.....	L	104-107	17,476	24-55
4/11	80	Oklahoma City.....	W	120-117	18,940	25-55
4/13	81	Utah.....	L	94-103	19,230	25-56
4/14	82	at Portland.....	W	122-116	20,482	26-56

GOLDEN STATE WARRIORS 2010-11



BACK ROW (left to right): David Lee, Vladimir Radmanovic, Andris Biedrins, Ekpe Udoh, Lou Amundson.
MIDDLE: Assistant Video Coordinator John Fahey, Head Athletic Trainer Troy Wenzel, Shooting Coach Mark Price, Strength & Conditioning Coach John Murray, Assistant Coach Lloyd Pierce, Jeremy Lin, Reggie Williams, Dorell Wright, Al Thornton, Jeff Adrien, Assistant Coach Rob Werdann, Assistant Coach Calbert Cheaney, Video Scout Chuck Meyers, Assistant Equipment Manager Brant Helms, Equipment Manager Eric Housen, Assistant Athletic Trainer Frank Bernard.
FRONT: General Manager Larry Riley, Assistant Coach Jerry Sichting, Charlie Bell, Monta Ellis, Stephen Curry, Acie Law, Director of Athletic Development Mark Grabow, Head Coach Keith Smart.

PLAYER	G	MIN	FGM	FGA	PCT	3-PT FG			FTM	FTA	PCT	REBOUNDS			AST	PF	STL	TO	BLK	PTS	AVG
						FG	FGA	PCT				OFF	DEF	TOT							
Ellis	80	3227	726	1611	.451	137	379	.361	340	431	.789	44	237	281	450	203	168	252	23	1929	24.1
Curry	74	2489	505	1053	.480	151	342	.442	212	227	.934	52	234	286	432	233	109	226	20	1373	18.6
Lee	73	2634	496	978	.507	1	3	.333	210	267	.787	217	497	714	233	211	74	170	31	1203	16.5
D. Wright	82	3147	485	1146	.423	194	516	.376	180	228	.789	88	343	431	242	171	124	133	63	1344	16.4
Williams	80	1626	268	572	.469	102	241	.423	100	134	.746	45	171	216	121	124	28	57	3	738	9.2
Thornton (TOT)	71	1384	205	431	.476	4	26	.154	110	142	.775	56	157	213	62	143	35	64	12	524	7.4
Thornton (GS)	22	314	51	104	.490	0	1	.000	29	35	.829	10	47	57	11	40	7	20	3	131	6.0
Radmanovic	74	1169	137	318	.431	70	173	.405	30	34	.882	64	148	212	79	157	44	57	44	374	5.1
Carney	25	331	45	107	.421	17	37	.459	18	27	.667	12	35	47	11	33	11	16	5	125	5.0
Biedrins	59	1397	142	266	.534	0	0	---	10	31	.323	145	281	426	60	198	52	57	52	294	5.0
Amundson	46	691	83	183	.454	0	0	---	34	87	.391	81	104	185	17	87	14	24	33	200	4.3
Law (TOT)	51	726	81	186	.435	6	36	.167	47	64	.734	12	51	63	84	61	32	43	0	215	4.2
Law (GS)	40	632	78	167	.467	6	30	.200	41	54	.759	9	43	52	70	51	28	33	0	203	5.1
Udoh	58	1030	97	222	.437	0	0	---	42	64	.656	80	101	181	40	144	22	48	86	236	4.1
B. Wright	21	195	38	63	.603	0	0	---	7	14	.500	14	27	41	5	19	3	10	10	83	4.0
Gadzuric	28	297	37	88	.420	0	1	.000	5	14	.357	53	33	86	11	63	10	21	18	79	2.8
Lin	29	285	28	72	.389	1	5	.200	19	25	.760	12	22	34	42	31	33	18	9	76	2.6
Adrien	23	196	23	54	.426	0	0	---	11	19	.579	23	35	58	10	28	4	9	5	57	2.5
Bell	19	171	12	43	.279	6	21	.286	2	4	.500	6	12	18	13	13	6	6	1	32	1.7

NOTES

- The sale of the Golden State Warriors to an ownership group headed by Joe Lacob and Peter Guber was formally completed on November 12, 2010.
- Monta Ellis ranked 8th in the NBA in scoring (24.1 ppg), becoming the first Warrior to average at least 24.0 points in back-to-back seasons since Chris Mullin did so in five straight seasons from 1988-89 through 1992-93.
- Stephen Curry led the NBA in free throw percentage (.934), establishing a new franchise single-season record.
- Dorell Wright finished 3rd in voting for the Most Improved Player award after becoming the first player in NBA history to score more points in his seventh season (1,344) than he had in the first six years of his career combined (1,333).
- Wright led the NBA in three-point field goals made, connecting on a then-Warriors franchise record 194 three-pointers.
- David Lee ranked 7th in the NBA in rebounding (9.8) and in double-doubles (37).

GAME-BY-GAME RESULTS RECORD 36-46



DATE	G	OPPONENT	W/L	SCORE	ATTENDANCE	RECORD
10/27	1	Houston.....	W	132-128	18,428	1-0
10/29	2	L.A. Clippers.....	W	109-91	17,408	2-0
10/31	3	at L.A. Lakers.....	L	83-107	18,997	2-1
11/3	4	Memphis.....	W	115-109	16,607	3-1
11/5	5	Utah.....	W	85-78	17,902	4-1
11/7	6	at Detroit.....	L	97-102	12,813	4-2
11/8	7	at Toronto.....	W	109-102	14,127	5-2
11/10	8	at New York.....	W	122-117	19,763	6-2
11/11	9	at Chicago.....	L	90-120	21,140	6-3
11/13	10	at Milwaukee.....	L	72-79	17,049	6-4
11/15	11	Detroit.....	W	101-97	19,123	7-4
11/19	12	New York.....	L	119-125	19,808	7-5
11/21	13	at L.A. Lakers.....	L	89-117	18,997	7-6
11/22	14	Denver.....	L	89-106	18,023	7-7
11/24	15	at Houston.....	L	101-111	13,847	7-8
11/26	16	at Memphis.....	L	111-116	14,753	7-9
11/27	17	at Minnesota.....	W	104-94	14,440	8-9
11/30	18	San Antonio.....	L	98-118	17,877	8-10
12/2	19	Phoenix.....	L	101-107	18,328	8-11
12/5	20	at Oklahoma City.....	L	109-114	18,203	8-12
12/7	21	at Dallas.....	L	100-105	19,593	8-13
12/8	22	at San Antonio.....	L	94-111	16,913	8-14
12/10	23	Miami.....	L	84-106	20,036	8-15
12/13	24	at Utah.....	L	95-108	19,176	8-16
12/14	25	Minnesota.....	W	108-99	17,615	9-16
12/18	26	at Portland.....	L	95-96	20,398	9-17
12/20	27	Houston.....	L	112-121	19,256	9-18
12/21	28	at Sacramento.....	W	117-109 (OT)	13,740	10-18
12/25	29	Portland.....	W	109-102	19,596	11-18
12/27	30	Philadelphia.....	W	110-95	19,208	12-18
12/29	31	at Atlanta.....	L	93-103	15,925	12-19
12/31	32	at Charlotte.....	W	96-95	16,240	13-19
1/1	33	at Miami.....	L	107-114	20,254	13-20
1/3	34	at Orlando.....	L	90-110	18,846	13-21
1/5	35	at New Orleans.....	W	110-103	13,532	14-21
1/7	36	Cleveland.....	W	116-98	18,858	15-21
1/9	37	at L.A. Clippers.....	L	91-105	17,696	15-22
1/12	38	L.A. Lakers.....	L	110-115	19,596	15-23
1/14	39	L.A. Clippers.....	W	122-112	19,273	16-23
1/17	40	New Jersey.....	W	109-100	18,563	17-23
1/19	41	Indiana.....	W	110-108	18,185	18-23
1/21	42	Sacramento.....	W	119-112 (OT)	18,428	19-23
1/22	43	at L.A. Clippers.....	L	109-113	19,373	19-24
1/24	44	San Antonio.....	L	102-113	18,523	19-25
1/26	45	New Orleans.....	L	103-112	18,108	19-26
1/28	46	Charlotte.....	L	113-121 (OT)	18,407	19-27
1/30	47	Utah.....	W	96-81	18,187	20-27
2/3	48	Milwaukee.....	W	100-94	18,008	21-27
2/5	49	Chicago.....	W	101-90	19,596	22-27
2/7	50	Phoenix.....	L	92-104	18,002	22-28
2/9	51	Denver.....	W	116-114	18,430	23-28
2/10	52	at Phoenix.....	L	88-112	16,731	23-29
2/13	53	Oklahoma City.....	W	100-94	19,596	24-29
2/15	54	New Orleans.....	W	102-89	18,276	25-29
2/16	55	at Utah.....	W	107-100	19,911	26-29
2/22	56	Boston.....	L	93-115	19,738	26-30
2/25	57	Atlanta.....	L	79-105	19,858	26-31
2/27	58	at Minnesota.....	L	123-126	16,021	26-32
3/1	59	at Indiana.....	L	100-109	9,557	26-33
3/2	60	at Washington.....	W	106-102	17,865	27-33
3/4	61	at Boston.....	L	103-107	18,624	27-34
3/6	62	at Philadelphia.....	L	117-125 (OT)	11,294	27-35
3/8	63	at Cleveland.....	W	95-85	19,919	28-35
3/9	64	at New Jersey.....	L	90-94	13,513	28-36
3/11	65	Orlando.....	W	123-120 (OT)	19,596	29-36
3/13	66	Minnesota.....	W	100-77	17,788	30-36
3/14	67	at Sacramento.....	L	119-129	14,243	30-37
3/16	68	Dallas.....	L	106-112	19,596	30-38
3/18	69	at Phoenix.....	L	97-108	18,422	30-39
3/20	70	at Dallas.....	L	73-101	20,324	30-40
3/21	71	at San Antonio.....	L	96-111	18,443	30-41
3/23	72	at Houston.....	L	112-131	16,623	30-42
3/25	73	Toronto.....	W	138-100	17,504	31-42
3/27	74	Washington.....	W	114-110	17,723	32-42
3/29	75	at Oklahoma City.....	L	114-115 (OT)	18,203	32-43
3/30	76	at Memphis.....	L	91-110	13,815	32-44
4/2	77	Dallas.....	W	99-92	18,128	33-44
4/5	78	at Portland.....	W	108-87	20,551	34-44
4/6	79	L.A. Lakers.....	W	95-87	20,024	35-44
4/10	80	Sacramento.....	L	104-105	19,596	35-45
4/11	81	at Denver.....	L	111-134	19,155	35-46
4/13	82	Portland.....	W	110-86	19,596	36-46

GOLDEN STATE WARRIORS 2011-12



BACK ROW (left to right): Assistant Strength & Conditioning Coach Kyle Barbour, Video Intern Otis Hughley, Director of Team Security Ralph Walker, Mickell Gladness, Andris Biedrins, Andrew Bogut, Mikki Moore, Jeremy Tyler, Video Scout Joe Boylan, Assistant Video Coordinator John Fahey, Basketball Operations Coordinator Pat Sund. MIDDLE: Director of Athletic Performance JoHan Wang, Head Athletic Trainer Chad Bergman, Assistant Coach Kris Weems, Assistant Coach Wes Unseld Jr., Assistant Coach Jerry DeGregorio, Chris Wright, Richard Jefferson, David Lee, Dominic McGuire, Dorell Wright, Brandon Rush, Assistant Coach Pete Myers, Equipment Manager Eric Housen, Assistant Athletic Trainer Frank Bernard, Assistant Equipment Manager Zach Cohen, Assistant Coach Darren Erman. FRONT: Assistant GM/Director of Player Personnel Travis Schlenk, General Manager Larry Riley, Head Coach Mark Jackson, Charles Jenkins, Stephen Curry, Klay Thompson, Nate Robinson, Assistant Coach Michael Malone, Assistant GM/Vice President of Basketball Operations Bob Myers, Director of Basketball Operations Kirk Lacob.

PLAYER	G	MIN	FGM	FGA	PCT	3-PT FG			REBOUNDS			AST	PF	STL	TO	BLK	PTS	AVG			
						FG	FGA	PCT	FTM	FTA	PCT								OFF	DEF	TOT
Ellis	37	1365	305	704	.433	50	156	.321	151	186	.812	16	111	127	223	84	56	123	12	811	21.9
Lee	57	2121	464	922	.503	0	5	.000	219	280	.782	171	374	545	162	179	54	149	22	1147	20.1
Curry	26	732	145	296	.490	55	121	.455	38	47	.809	15	73	88	138	62	39	65	8	383	14.7
Thompson	66	1608	318	718	.443	111	268	.414	79	91	.868	24	137	161	133	155	49	103	20	826	12.5
Bogut (TOT)	12	364	61	136	.449	0	1	.000	14	23	.609	22	78	100	31	36	12	24	24	136	11.3
Robinson	51	1192	205	484	.424	66	181	.365	94	113	.832	15	85	100	231	118	59	75	2	570	11.2
D. Wright	61	1650	222	526	.422	105	292	.360	80	98	.816	60	218	278	94	97	58	51	26	629	10.3
Rush	65	1717	235	469	.501	99	219	.452	65	82	.793	33	218	251	88	64	35	68	58	634	9.8
Jefferson (TOT)	63	1748	203	488	.416	113	269	.420	59	85	.694	26	193	219	88	121	37	50	19	578	9.2
Jefferson (GS)	22	580	71	169	.420	33	79	.418	24	35	.686	8	68	76	33	38	12	18	7	199	9.0
Brown	9	187	21	40	.525	0	0	---	15	34	.441	16	41	57	4	21	8	14	0	57	6.3
Jenkins	51	893	130	291	.447	3	20	.150	34	39	.872	8	60	68	170	85	33	60	6	297	5.8
Udoh	38	827	82	185	.443	0	0	---	46	64	.719	58	89	147	31	115	25	35	65	210	5.5
Tyler	42	568	88	209	.421	0	1	.000	29	52	.558	54	86	140	16	84	16	36	20	205	4.9
Smith	6	63	12	30	.400	2	5	.400	1	2	.500	2	7	9	9	4	4	1	0	27	4.5
Ford (TOT)	14	191	19	43	.442	2	8	.250	11	14	.786	3	15	18	45	23	9	23	2	51	3.6
McGuire	64	1127	94	210	.448	0	4	.000	39	53	.736	73	173	246	110	104	44	56	36	227	3.5
Moore	7	118	9	20	.450	0	0	---	6	7	.857	7	15	22	5	24	3	7	3	24	3.4
C. Wright	24	186	23	45	.511	0	0	---	24	31	.774	19	26	45	4	22	7	8	13	70	2.9
Gladness (TOT)	26	252	25	59	.424	0	0	---	6	12	.500	14	44	58	5	32	4	7	20	56	2.2
Gladness (GS)	18	224	24	56	.429	0	0	---	6	12	.500	13	34	47	3	24	3	4	19	54	3.0
Barron	2	9	2	4	.500	0	0	---	0	0	---	1	0	1	0	5	0	0	0	4	2.0
Biedrins	47	739	39	64	.609	0	0	---	1	9	.111	45	131	176	16	125	23	14	45	79	1.7
Benson	3	9	0	1	.000	0	0	---	0	0	---	2	1	3	0	0	0	0	0	0	0.0

NOTES


- Ranked second in the NBA in three-point shooting (.388) as a team, with four players finishing among the league's Top-20: Stephen Curry (.455, T2nd), Brandon Rush (.452, 6th), Richard Jefferson (.420, T12th) and Klay Thompson (.414, 17th).
 - Klay Thompson was named First Team All-Rookie after ranking fourth among all first-year players in scoring (12.5 ppg), first in three-point percentage (.414) and second in free throw percentage (.868).
- Thompson started the final 28 games, averaging 18.6 points per game in those contests to lead all rookies over that stretch.
 - David Lee became the first Warrior to average at least 20.0 points and 9.0 rebounds since Nate Thurmond in 1971-72.
- In separate deals just prior to the trade deadline, acquired center Andrew Bogut from the Milwaukee Bucks and Richard Jefferson from the San Antonio Spurs, while parting ways with Monta Ellis, Ekpe Udoh and Kwame Brown.
- Prior to the season named Mark Jackson as the 24th head coach in franchise history and 19th since the team moved West.

GAME-BY-GAME RESULTS RECORD 23-43



DATE	G	OPPONENT	W/L	SCORE	ATTENDANCE	RECORD
12/25	1	L.A. Clippers	L	86-105	19,596	0-1
12/26	2	Chicago	W	99-91	19,596	1-1
12/28	3	New York	W	92-78	19,596	2-1
12/31	4	Philadelphia	L	79-107	19,084	2-2
1/2	5	at Phoenix	L	91-102	14,793	2-3
1/4	6	at San Antonio	L	95-101	16,751	2-4
1/6	7	at L.A. Lakers	L	90-97	18,997	2-5
1/7	8	Utah	L	87-88	19,596	2-6
1/10	9	Miami	W	111-106 (OT)	19,596	3-6
1/12	10	Orlando	L	109-117	17,754	3-7
1/14	11	at Charlotte	L	100-112	16,122	3-8
1/15	12	at Detroit	W	99-91	11,774	4-8
1/17	13	at Cleveland	W	105-95	13,056	5-8
1/18	14	at New Jersey	L	100-107	12,570	5-9
1/20	15	Indiana	L	91-94	17,621	5-10
1/23	16	Memphis	L	90-91	17,549	5-11
1/25	17	Portland	W	101-83	17,923	6-11
1/27	18	Oklahoma City	L	109-120	19,596	6-12
1/31	19	Sacramento	W	93-90	17,753	7-12
2/2	20	Utah	W	119-101	18,123	8-12
2/4	21	at Sacramento	L	114-106 (OT)	16,411	8-13
2/7	22	Oklahoma City	L	116-119	17,971	8-14
2/9	23	at Denver	W	109-101	14,960	9-14
2/12	24	Houston	W	106-97	19,596	10-14
2/13	25	Phoenix	W	102-96	19,106	11-14
2/15	26	Portland	L	91-93	17,934	11-15
2/17	27	at Oklahoma City	L	87-110	18,203	11-16
2/18	28	at Memphis	L	103-104	17,151	11-17
2/20	29	L.A. Clippers	W	104-97	19,596	12-17
2/22	30	at Phoenix	W	106-104	14,558	13-17
2/28	31	at Indiana	L	78-102	12,111	13-18
2/29	32	at Atlanta	W	85-82	13,049	14-18
3/2	33	at Philadelphia	L	83-105	18,323	14-19
3/4	34	at Toronto	L	75-83	18,056	14-20
3/5	35	at Washington	W	120-100	17,843	15-20
3/7	36	Memphis	L	92-110	19,171	15-21
3/10	37	Dallas	W	111-87	19,596	16-21
3/11	38	at L.A. Clippers	W	97-93	19,183	17-21
3/13	39	at Sacramento	W	115-89	12,011	18-21
3/14	40	Boston	L	105-103	19,596	18-22
3/16	41	Milwaukee	L	98-120	19,596	18-23
3/17	42	at Utah	L	92-99 (OT)	17,854	18-24
3/19	43	Minnesota	L	93-97	19,596	18-25
3/21	44	at New Orleans	W	101-92	13,959	19-25
3/22	45	at Houston	L	83-109	15,325	19-26
3/24	46	Sacramento	W	111-108	19,596	20-26
3/25	47	at Portland	L	87-90	20,636	20-27
3/27	48	L.A. Lakers	L	101-104	19,596	20-28
3/28	49	New Orleans	L	87-102	18,771	20-29
3/30	50	New Jersey	L	100-102	19,596	20-30
4/1	51	at L.A. Lakers	L	112-120	18,997	20-31
4/3	52	at Memphis	L	94-98	14,310	20-32
4/4	53	at Minnesota	W	97-94	17,161	21-32
4/6	54	at Utah	L	98-104	18,933	21-33
4/7	55	Denver	W	112-97	18,942	22-33
4/9	56	at Denver	L	84-123	15,530	22-34
4/11	57	at Portland	L	110-118	20,502	22-35
4/12	58	Dallas	L	103-112	17,929	22-36
4/14	59	at L.A. Clippers	L	104-112	19,060	22-37
4/16	60	at San Antonio	L	99-120	18,471	22-38
4/18	61	L.A. Lakers	L	87-99	18,547	22-39
4/20	62	at Dallas	L	94-104	20,547	22-40
4/21	63	at Houston	L	96-99	15,436	22-41
4/22	64	at Minnesota	W	93-88	15,872	23-41
4/24	65	New Orleans	L	81-83	17,598	23-42
4/26	66	San Antonio	L	101-107	18,124	23-43

GOLDEN STATE WARRIORS 2012-13



BACK ROW (left to right): Asst. Strength & Conditioning Coach Kyle Barbour, Asst. Video Coordinator John Fahey, Video Intern Chris DeMarco, Carl Landry, Andris Biedrins, Andrew Bogut, Festus Ezeli, Director of Team Security Ralph Walker, Basketball Ops Coordinator Pat Sund, Player Development/Video Scout Joe Boylan. MIDDLE: Video Intern Samson Kayode, Director of Athletic Performance JoHan Wang, Advance Scout Chris Thomas, Asst. Coach/Player Development Kris Weems, Asst. Coach Jerry DeGregorio, Draymond Green, Richard Jefferson, David Lee, Harrison Barnes, Klay Thompson, Asst. Coach Pete Myers, Asst. Coach Bob Berry, Director of Team Services Eric Housen, Asst. Equipment Manager Zach Cohen, Asst. Coach Darren Erman. FRONT: Head Athletic Trainer Chad Bergman, Director of Scouting Larry Riley, Asst. Coach Michael Malone, Kent Bazemore, Stephen Curry, Jarrett Jack, Brandon Rush, Head Coach Mark Jackson, Asst. General Manager Kirk Lacob, Asst. Athletic Trainer Frank Bernard.

PLAYER	G	MIN	3-PT FG				REBOUNDS											PTS	AVG		
			FGM	FGA	PCT	FTM	FTA	PCT	OFF	DEF	TOT	AST	PF	STL	TO	BLK					
Curry	78	2983	626	1388	.451	272	600	.453	262	291	.900	59	255	314	539	198	126	240	12	1786	22.9
Lee	79	2907	602	1160	.519	0	4	.000	255	320	.797	218	668	886	279	246	67	207	22	1459	18.5
Thompson	82	2936	508	1205	.422	211	526	.401	132	157	.841	32	274	306	183	237	86	157	45	1359	16.6
Jack	79	2349	387	857	.452	82	203	.404	167	198	.843	21	222	243	439	134	60	157	11	1023	12.9
Landry	81	1876	325	602	.540	1	3	.333	223	273	.817	180	303	483	65	190	35	115	31	874	10.8
Barnes	81	2058	276	628	.439	52	145	.359	144	190	.758	53	280	333	98	140	52	101	14	748	9.2
Rush	2	25	6	9	.667	0	2	.000	2	3	.667	0	1	1	2	5	0	3	0	14	7.0
Bogut	32	786	83	184	.451	1	1	1.000	19	38	.500	68	177	245	67	85	20	35	55	186	5.8
Jefferson	56	568	62	136	.456	14	45	.311	38	53	.717	5	79	84	31	45	14	23	7	176	3.1
Green	79	1061	84	257	.327	14	67	.209	45	55	.818	58	202	260	53	159	42	51	25	227	2.9
Ezeli	78	1120	74	169	.438	0	0	---	43	81	.531	141	172	313	22	157	23	63	74	191	2.4
Bazemore	61	267	43	116	.371	10	34	.294	27	44	.614	5	17	22	22	27	17	18	4	123	2.0
Jenkins	47	291	35	83	.422	1	2	.500	10	18	.556	5	16	21	28	18	9	19	1	81	1.7
Machado (TOT)	6	21	3	6	.500	0	1	.000	2	2	1.000	0	1	1	6	0	2	8	0	8	1.3
Tyler	20	63	9	24	.375	0	0	---	4	6	.667	6	11	17	1	10	1	6	2	22	1.1
Thomas	5	21	0	1	.000	0	0	---	3	4	.750	0	5	5	2	1	0	1	1	3	0.6
Biedrins	53	495	10	21	.476	0	0	---	4	13	.308	34	119	153	14	101	15	14	42	24	0.5

Western Conference First Round Warriors win series 4-2

April 20	Golden State 95 at Denver 97
April 23	Golden State 131 at Denver 117
April 26	Denver 108 at Golden State 110
April 28	Denver 101 at Golden State 115
April 30	Golden State 100 at Denver 107
May 2	Denver 88 at Golden State 92

Western Conference Semifinals Spurs win series 4-2

May 6	Golden State 127 at San Antonio 129 (2OT)
May 8	Golden State 100 at San Antonio 91
May 10	San Antonio 102 at Golden State 92
May 12	San Antonio 87 at Golden State 97 (OT)
May 14	Golden State 91 at San Antonio 109
May 16	San Antonio 94 at Golden State 82

NOTES

- Under second-year Head Coach Mark Jackson, Golden State posted a 47-35 record and finished second in the Pacific Division.
- After earning the #6 seed in the Western Conference Playoffs, the Warriors knocked off the #3 seed Denver Nuggets in six games before extending the San Antonio Spurs to six games in the Western Conference Semifinals.
- David Lee, who led the NBA in double-doubles (56), earned a spot on the Western Conference All-Star Team and was named Third Team All-NBA, becoming the first Warriors All-Star since 1997 and first to earn All-NBA honors since the 1993-94 season.
- Stephen Curry ranked seventh in the NBA in scoring with a team-leading 22.9 ppg, established a new NBA record for three-pointers made in a season (272) and finished third in the league in three-point field goal percentage (.453).
 - Klay Thompson connected on 211 three-pointers, which also surpassed the previous Warriors franchise record.
- Harrison Barnes earned First Team All-Rookie honors after averaging 9.2 ppg and starting all 81 games in which he appeared.
- In the Playoffs, Curry paced the Warriors by averaging 23.4 ppg, scoring 20-or-more points eight times in 12 postseason games.

GAME-BY-GAME RESULTS RECORD 47-35



DATE	G	OPPONENT	W/L	SCORE	ATTENDANCE	RECORD
10/31	1	at Phoenix	W	87-85	15,678	1-0
11/2	2	Memphis	L	94-104	19,596	1-1
11/3	3	at L.A. Clippers	W	114-110	19,060	2-1
11/5	4	at Sacramento	L	92-94	17,317	2-2
11/7	5	Cleveland	W	106-96	18,124	3-2
11/9	6	at L.A. Lakers	L	77-101	18,997	3-3
11/10	7	Denver	L	101-107 (20T)	19,596	3-4
11/14	8	Atlanta	W	92-88	18,107	4-4
11/16	9	at Minnesota	W	106-98	16,013	5-4
11/18	10	at Oklahoma City	L	109-119	18,203	5-5
11/19	11	at Dallas	W	105-101 (0T)	20,034	6-5
11/21	12	Brooklyn	W	103-92	18,374	7-5
11/23	13	at Denver	L	91-102	18,523	7-6
11/24	14	Minnesota	W	96-85	19,084	8-6
11/29	15	Denver	W	106-105	17,627	9-6
12/1	16	Indiana	W	103-92	18,623	10-6
12/3	17	Orlando	L	94-102	18,117	10-7
12/5	18	at Detroit	W	104-97	11,128	11-7
12/7	19	at Brooklyn	W	109-102	17,732	12-7
12/8	20	at Washington	W	101-97	15,176	13-7
12/10	21	at Charlotte	W	104-96	13,169	14-7
12/12	22	at Miami	W	97-95	19,600	15-7
12/14	23	at Orlando	L	85-99	17,040	15-8
12/15	24	at Atlanta	W	115-93	15,145	16-8
12/18	25	New Orleans	W	103-96	19,596	17-8
12/19	26	at Sacramento	L	127-131	12,885	17-9
12/21	27	Charlotte	W	115-100	19,596	18-9
12/22	28	L.A. Lakers	L	115-118 (0T)	19,596	18-10
12/26	29	at Utah	W	94-83	19,404	19-10
12/28	30	Philadelphia	W	96-89	19,596	20-10
12/29	31	Boston	W	101-83	19,596	21-10
1/2	32	L.A. Clippers	W	115-94	19,596	22-10
1/5	33	at L.A. Clippers	L	89-115	19,323	22-11
1/9	34	Memphis	L	87-94	19,596	22-12
1/11	35	Portland	W	103-97	19,596	23-12
1/13	36	at Denver	L	105-116	15,861	23-13
1/16	37	Miami	L	75-92	19,596	23-14
1/18	38	at San Antonio	L	88-95	18,581	23-15
1/19	39	at New Orleans	W	116-112	15,472	24-15
1/21	40	L.A. Clippers	W	106-99	19,596	25-15
1/23	41	Oklahoma City	W	104-99	19,596	26-15
1/25	42	at Chicago	L	97-103	21,756	26-16
1/26	43	at Milwaukee	L	102-109	16,937	26-17
1/28	44	at Toronto	W	114-102	15,914	27-17
1/29	45	at Cleveland	W	108-95	13,939	28-17
1/31	46	Dallas	W	100-97	19,596	29-17
2/2	47	Phoenix	W	113-93	19,596	30-17
2/5	48	at Houston	L	109-140	15,453	30-18
2/6	49	at Oklahoma City	L	98-119	18,203	30-19
2/8	50	at Memphis	L	93-99	16,701	30-20
2/9	51	at Dallas	L	91-116	20,355	30-21
2/12	52	Houston	L	107-116	19,596	30-22
2/19	53	at Utah	L	101-115	18,231	30-23
2/20	54	Phoenix	W	108-98	19,596	31-23
2/22	55	San Antonio	W	107-101 (0T)	19,596	32-23
2/24	56	at Minnesota	W	100-99	18,033	33-23
2/26	57	at Indiana	L	97-108	14,426	33-24
2/27	58	at New York	L	105-109	19,033	33-25
3/1	59	at Boston	L	86-94	18,624	33-26
3/2	60	at Philadelphia	L	97-104	17,929	33-27
3/4	61	Toronto	W	125-118	19,596	34-27
3/6	62	Sacramento	W	87-83	19,596	35-27
3/8	63	Houston	L	88-94	19,596	35-28
3/9	64	Milwaukee	L	93-103	19,596	35-29
3/11	65	New York	W	92-63	19,596	36-29
3/13	66	Detroit	W	105-97	19,596	37-29
3/15	67	Chicago	L	95-113	19,596	37-30
3/17	68	at Houston	W	108-78	18,219	38-30
3/18	69	at New Orleans	W	93-72	11,844	39-30
3/20	70	at San Antonio	L	93-104	17,751	39-31
3/23	71	Washington	W	101-92	19,596	40-31
3/25	72	L.A. Lakers	W	109-103	19,596	41-31
3/27	73	Sacramento	L	98-105	19,596	41-32
3/30	74	Portland	W	125-97	19,596	42-32
4/3	75	New Orleans	W	98-88	19,596	43-32
4/5	76	at Phoenix	W	111-107	18,422	44-32
4/7	77	Utah	L	90-97	19,596	44-33
4/9	78	Minnesota	W	105-89	19,596	45-33
4/11	79	Oklahoma City	L	97-116	19,596	45-34
4/12	80	at L.A. Lakers	L	116-118	18,997	45-35
4/15	81	San Antonio	W	116-106	19,596	46-35
4/17	82	at Portland	W	99-88	20,261	47-35

GOLDEN STATE WARRIORS 2013-14



BACK ROW (left to right): Video Coordinator John Fahey, Strength & Conditioning Coach Michael Roncarati, Hilton Armstrong, Ognjen Kuzmic, Andrew Bogut, Festus Ezeji, Jermaine O'Neal, Asst. Video Coordinator Chris DeMarco, Director of Team Security Ralph Walker.
MIDDLE: Video Intern B.J. Domingo, Director of Team Services Eric Housen, Advance Scout Chris Thomas, Asst. Coach Lindsey Hunter, Nemanja Nedovic, Draymond Green, David Lee, Marreese Speights, Harrison Barnes, Klay Thompson,
Asst. Coach Jerry DeGregorio, Asst. Coach/Player Development Joe Boylan, Asst. Equipment Manager Zach Cohen, Video Intern Samson Kayode.
FRONT: Asst. Athletic Trainer Drew Yoder, Head Athletic Trainer JoHan Wang, Asst. Coach Pete Myers, Jordan Crawford, Stephen Curry, Steve Blake, Andre Iguodala, Head Coach Mark Jackson, Director of Athletic Performance/Asst. Coach Keke Lyles.

PLAYER	G	MIN	3-PT FG					REBOUNDS					AST	PF	STL	TO	BLK	PTS	AVG		
			FGM	FGA	PCT	FG	FGA	PCT	FTM	FTA	PCT	OFF								DEF	TOT
Curry	78	2846	652	1383	.471	261	615	.424	308	348	.885	46	288	334	666	194	127	294	14	1873	24.0
Thompson	81	2868	559	1259	.444	223	535	.417	147	185	.795	38	211	249	181	234	74	135	37	1488	18.4
Lee	69	2288	513	981	.523	0	1	.000	231	296	.780	182	461	643	147	206	48	152	26	1257	18.2
Crawford (TOT)	81	1860	327	788	.415	90	285	.316	146	169	.864	28	155	183	281	120	47	134	5	890	11.0
Crawford (GS)	42	661	139	333	.417	40	128	.313	36	43	.837	10	53	63	57	44	13	50	2	354	8.4
Barnes	78	2204	271	679	.399	66	190	.347	130	181	.718	66	245	311	116	158	65	84	20	738	9.5
Iguodala	63	2040	220	458	.480	62	175	.354	86	132	.652	53	240	293	263	103	95	100	18	588	9.3
O'Neal	44	883	125	248	.504	0	0	—	99	132	.750	85	157	242	25	102	14	52	40	349	7.9
Bogut	67	1769	235	375	.627	0	0	—	22	64	.344	182	489	671	112	210	48	97	121	492	7.3
Blake (TOT)	55	1498	133	353	.377	79	210	.376	33	43	.767	13	146	159	307	85	54	102	8	378	6.9
Blake (GS)	28	607	45	120	.375	27	79	.342	5	8	.625	5	51	56	102	36	20	31	6	122	4.4
Speights	79	982	195	442	.441	8	31	.258	110	134	.821	101	189	290	32	148	10	66	34	508	6.4
Green	82	1797	187	459	.407	55	165	.333	82	123	.667	86	323	409	152	231	102	91	72	511	6.2
Douglas	24	265	32	86	.372	19	59	.322	5	8	.625	4	22	26	19	34	6	16	2	88	3.7
Bazemore	44	268	36	97	.371	10	39	.256	19	36	.528	5	35	40	20	42	12	28	6	101	2.3
Brooks	7	15	5	13	.385	0	2	.000	3	4	.750	1	4	5	0	0	1	0	0	13	1.9
Armstrong	15	97	9	19	.474	0	0	—	7	16	.438	19	28	47	5	11	4	6	4	25	1.7
Nedovic	24	142	8	39	.205	3	18	.167	7	8	.875	3	12	15	13	13	0	13	1	26	1.1
Kuzmic	21	92	5	13	.385	0	0	—	5	11	.455	10	11	21	2	17	3	10	4	15	0.7
Dedmon	4	6	0	1	.000	0	0	—	1	2	.500	0	0	0	0	1	0	0	0	1	0.3

Western Conference First Round Clippers win series 4-3

April 19	Golden State 109 at L.A. Clippers 105	April 29	Golden State 103 at L.A. Clippers 113
April 21	Golden State 98 at L.A. Clippers 138	May 1	L.A. Clippers 99 at Golden State 100
April 24	L.A. Clippers 98 at Golden State 96	May 3	Golden State 121 at L.A. Clippers 126
April 27	L.A. Clippers 97 at Golden State 118		

NOTES

- Finished regular-season with a 51-31 record, marking the team's first 50-win season since 1993-94.
- Team earned its second consecutive playoff berth, marking first back-to-back appearances since the 1990-91 & 1991-92 seasons.
- Stephen Curry, who ranked 7th in the NBA in scoring (24.0 ppg), 5th in assists (8.5 apg) and 1st in three-point field goals (261), earned All-NBA Second Team honors and became first Warrior voted to start the NBA All-Star Game since 1995.
- Andre Iguodala was named NBA All-Defensive First Team, becoming first Warrior to earn recognition since Nate Thurmond in 1971.
- Klay Thompson and Curry formed the highest-scoring backcourt in the NBA (42.4 ppg) and combined to make more three-point field goals (484) than any teammate tandem in NBA history, besting their own record of 483 from the previous season.
- Warriors posted a 30-13 record when using opening night starting five of Curry, Thompson, Iguodala, David Lee and Andrew Bogut.
- In the Playoffs, Curry led the team in scoring at 23.0 ppg, as the sixth-seeded Warriors stretched the L.A. Clippers to seven games.

GAME-BY-GAME RESULTS

RECORD 51-31



DATE	G	OPPONENT	W/L	SCORE	ATTENDANCE	RECORD
10/30	1	L.A. Lakers	W	125-94	19,596	1-0
10/31	2	at L.A. Clippers	L	115-126	19,060	1-1
11/2	3	Sacramento	W	98-87	19,596	2-1
11/4	4	at Philadelphia	W	110-90	11,089	3-1
11/6	5	at Minnesota	W	106-93	15,559	4-1
11/8	6	at San Antonio	L	74-76	18,581	4-2
11/9	7	at Memphis	L	90-108	16,989	4-3
11/12	8	Detroit	W	113-95	19,596	5-3
11/14	9	Oklahoma City	W	116-115	19,596	6-3
11/16	10	Utah	W	102-88	19,596	7-3
11/18	11	at Utah	W	98-87	16,051	8-3
11/20	12	Memphis	L	81-88 (OT)	19,596	8-4
11/22	13	at L.A. Lakers	L	95-102	18,997	8-5
11/23	14	Portland	L	101-113	19,596	8-6
11/26	15	at New Orleans	W	102-101	15,330	9-6
11/27	16	at Dallas	L	99-103	20,211	9-7
11/29	17	at Oklahoma City	L	112-113 (OT)	18,203	9-8
12/1	18	at Sacramento	W	115-113	15,588	10-8
12/3	19	Toronto	W	112-103	19,596	11-8
12/6	20	at Houston	L	83-100	18,145	11-9
12/7	21	at Memphis	W	108-82	15,088	12-9
12/9	22	at Charlotte	L	110-115	13,129	12-10
12/11	23	Dallas	W	95-93	19,596	13-10
12/13	24	Houston	L	112-116	19,596	13-11
12/15	25	at Phoenix	L	102-106	14,393	13-12
12/17	26	New Orleans	W	104-93	19,596	14-12
12/19	27	San Antonio	L	102-104	19,596	14-13
12/21	28	L.A. Lakers	W	102-83	19,596	15-13
12/23	29	at Denver	W	89-81	18,551	16-13
12/25	30	L.A. Clippers	W	105-103	19,596	17-13
12/27	31	Phoenix	W	115-86	19,596	18-13
12/29	32	at Cleveland	W	108-104 (OT)	19,384	19-13
12/31	33	at Orlando	W	94-81	15,062	20-13
1/2	34	at Miami	W	123-114	20,350	21-13
1/3	35	at Atlanta	W	101-100	15,210	22-13
1/5	36	at Washington	W	112-96	17,390	23-13
1/7	37	at Milwaukee	W	101-80	11,739	24-13
1/8	38	at Brooklyn	L	98-102	17,732	24-14
1/10	39	Boston	W	99-97	19,596	25-14
1/15	40	Denver	L	116-123	19,596	25-15
1/17	41	at Oklahoma City	L	121-127	18,203	25-16
1/18	42	at New Orleans	W	97-87	18,045	26-16
1/20	43	Indiana	L	94-102	19,596	26-17
1/24	44	Minnesota	L	120-121	19,596	26-18
1/26	45	Portland	W	103-88	19,596	27-18
1/28	46	Washington	L	85-88	19,596	27-19
1/30	47	L.A. Clippers	W	111-92	19,596	28-19
1/31	48	at Utah	W	95-90	19,911	29-19
2/4	49	Charlotte	L	75-91	19,596	29-20
2/6	50	Chicago	W	102-87	19,596	30-20
2/8	51	at Phoenix	L	109-122	17,846	30-21
2/10	52	Philadelphia	W	123-80	19,596	31-21
2/12	53	Miami	L	110-111	19,596	31-22
2/19	54	at Sacramento	W	101-92	17,317	32-22
2/20	55	Houston	W	102-99 (OT)	19,596	33-22
2/22	56	Brooklyn	W	93-86	19,596	34-22
2/24	57	at Detroit	W	104-96	14,071	35-22
2/26	58	at Chicago	L	83-103	21,701	35-23
2/28	59	at New York	W	126-103	19,812	36-23
3/2	60	at Toronto	L	98-104	18,658	36-24
3/4	61	at Indiana	W	98-96	18,165	37-24
3/5	62	at Boston	W	108-88	18,155	38-24
3/7	63	Atlanta	W	111-97	19,596	39-24
3/9	64	Phoenix	W	113-107	19,596	40-24
3/11	65	Dallas	W	108-85	19,596	41-24
3/12	66	at L.A. Clippers	L	98-111	19,570	41-25
3/14	67	Cleveland	L	93-104	19,596	41-26
3/16	68	at Portland	W	113-112	20,063	42-26
3/18	69	Orlando	W	103-89	19,596	43-26
3/20	70	Milwaukee	W	115-110	19,596	44-26
3/22	71	San Antonio	L	90-99	19,596	44-27
3/28	72	Memphis	W	100-93	19,596	45-27
3/30	73	New York	L	89-94	19,596	45-28
4/1	74	at Dallas	W	122-120 (OT)	20,423	46-28
4/2	75	at San Antonio	L	90-111	18,581	46-29
4/4	76	Sacramento	W	102-69	19,596	47-29
4/6	77	Utah	W	130-102	19,596	48-29
4/10	78	Denver	L	99-100	19,596	48-30
4/11	79	at L.A. Lakers	W	112-95	18,997	49-30
4/13	80	at Portland	L	117-119 (OT)	19,995	49-31
4/14	81	Minnesota	W	130-120	19,596	50-31
4/16	82	at Denver	W	116-112	17,232	51-31

GOLDEN STATE WARRIORS 2014-15



BACK ROW (left to right): Strength & Conditioning Coach Michael Roncarati, Director of Athletic Performance Keke Lyles, Advance Scout Chris DeMarco, Marreese Speights, Andrew Bogut, Ognjen Kuzmic, Festus Ezeli, James Michael McAdoo, Director of Team Security Ralph Walker, Assistant Equipment Manager Trevor Poulson, Athletic Training Intern Brett Ballesteros. **MIDDLE:** Basketball Analytics Coordinator Sammy Gelfand, Video Intern Brian Ormandy, Head Athletic Trainer JoHan Wang, Assistant Coach Ron Adams, Brandon Rush, Draymond Green, Shaun Livingston, David Lee, Harrison Barnes, Klay Thompson, Player Development Coach Bruce Fraser, Legend & Ambassador Alvin Attles, Video Intern Theo Robertson, Advance Scout Kelly Peters. **FRONT:** Director of Team Services Eric Housen, Asst. Athletic Trainer Drew Yoder, Player Development Coach Jarron Collins, Assistant Coach Luke Walton, Leandro Barbosa, Stephen Curry, Andre Iguodala, Justin Holiday, Head Coach Steve Kerr, Associate Head Coach Alvin Gentry, General Manager Bob Myers, Special Assistant to the Head Coach Nick U'Ren.

PLAYER	3-PT FG					REBOUNDS					PERFORMANCE										
	G	MIN	FGM	FGA	PCT	FG	FGA	PCT	FTM	FTA	PCT	OFF	DEF	TOT	AST	PF	STL	TO	BLK	PTS	AVG
Curry	80	2613	653	1341	.487	286	646	.443	308	337	.914	56	285	341	619	158	163	249	16	1900	23.8
Thompson	77	2455	602	1299	.463	239	545	.439	225	256	.879	27	220	247	222	122	87	149	60	1668	21.7
Green	79	2490	339	765	.443	111	329	.337	132	200	.660	114	533	647	291	253	123	133	99	921	11.7
Speights	76	1207	318	646	.492	5	18	.278	150	178	.843	109	216	325	72	189	20	82	34	791	10.4
Barnes	82	2318	316	656	.482	87	215	.405	108	150	.720	117	336	453	116	146	61	71	19	827	10.1
Lee	49	904	160	313	.511	0	2	.000	68	104	.654	81	176	257	85	83	31	49	26	388	7.9
Iguodala	77	2069	231	496	.466	74	212	.349	68	114	.596	44	213	257	228	100	89	88	25	604	7.8
Barbosa	66	982	183	386	.474	43	112	.384	58	74	.784	23	68	91	99	87	41	44	8	467	7.1
Bogut	67	1583	200	355	.563	0	0	---	22	42	.524	141	402	543	180	188	39	106	113	422	6.3
Livingston	78	1468	198	396	.500	0	2	.000	65	91	.714	43	140	183	259	110	49	102	20	461	5.9
Ezeli	46	504	76	139	.547	0	0	---	49	78	.628	60	95	155	9	77	7	32	42	201	4.4
Holiday	59	657	91	235	.387	35	109	.321	37	45	.822	12	61	73	48	54	40	29	12	254	4.3
McAdoo	15	137	24	44	.545	0	0	---	14	25	.560	15	22	37	2	21	5	6	9	62	4.1
Kuzmic	16	72	8	12	.667	0	0	---	4	4	1.000	7	10	17	6	13	2	5	1	20	1.3
Rush	33	271	11	54	.204	3	27	.111	5	11	.455	4	37	41	12	27	5	11	12	30	0.9

Western Conference First Round - Warriors Win Series 4-0

April 18	New Orleans 99 at Golden State 106
April 20	New Orleans 87 at Golden State 97
April 23	Golden State 123 at New Orleans 119 (OT)
April 25	Golden State 109 at New Orleans 98

Western Conference Semifinals - Warriors Win Series 4-2

May 3	Memphis 86 at Golden State 101
May 5	Memphis 97 at Golden State 90
May 9	Golden State 89 at Memphis 99
May 11	Golden State 101 at Memphis 84
May 13	Memphis 78 at Golden State 98
May 15	Golden State 108 at Memphis 95

Western Conference Finals - Warriors Win Series 1-1

May 19	Houston 106 at Golden State 110
May 21	Houston 98 at Golden State 99
May 23	Golden State 115 at Houston 80
May 25	Golden State 115 at Houston 128
May 27	Houston 90 at Golden State 104

NBA Finals - Warriors Win Series 4-2

June 4	Cleveland 100 at Golden State 108 (OT)
June 7	Cleveland 95 at Golden State 93 (OT)
June 9	Golden State 91 at Cleveland 96
June 11	Golden State 103 at Cleveland 82
June 14	Cleveland 91 at Golden State 104
June 16	Golden State 105 at Cleveland 97

NOTES

- Established a then-franchise record for wins in the regular season, posting a 67-15 (.817) mark.
- Claimed the NBA Championship for the first time in 40 years, marking the fourth title in franchise history.
 - 83 combined wins between regular season and playoffs was, at the time, third-most in NBA history.
 - Team posted a 39-2 mark at home, 28-13 on the road, and a 16-game winning streak, all franchise records.
- Stephen Curry was named league MVP, joining Wilt Chamberlain as the only two players in franchise history to win the award.
 - Draymond Green (First Team) and Andrew Bogut (Second Team) both earned NBA All-Defensive Team honors.
 - Curry (First Team) and backcourt mate Klay Thompson (Third Team) earned All-NBA recognition and were both All-Stars.
- Andre Iguodala started the final three games of the NBA Finals after not starting all season and was named NBA Finals MVP.
 - Steve Kerr posted the most regular-season victories by any first-year head coach in NBA history.

GAME-BY-GAME RESULTS RECORD 67-15



NBA CHAMPIONS

DATE	G	OPPONENT	W/L	SCORE	ATTENDANCE	RECORD
10/29	1	at Sacramento	W	95-77	17,317	1-0
11/01	2	L.A. Lakers	W	127-104	19,596	2-0
11/02	3	at Portland	W	95-90	19,441	3-0
11/05	4	L.A. Clippers	W	121-104	19,596	4-0
11/08	5	at Houston	W	98-87	18,312	5-0
11/09	6	at Phoenix	L	95-107	16,046	5-1
11/11	7	San Antonio	L	100-113	19,596	5-2
11/13	8	Brooklyn	W	107-99	19,596	6-2
11/15	9	Charlotte	W	112-87	19,596	7-2
11/16	10	at L.A. Lakers	W	136-115	18,997	8-2
11/21	11	Utah	W	101-88	19,596	9-2
11/23	12	at Oklahoma City	W	91-86	18,203	10-2
11/25	13	at Miami	W	114-97	19,647	11-2
11/26	14	at Orlando	W	111-96	17,702	12-2
11/28	15	at Charlotte	W	106-101	19,381	13-2
11/30	16	at Detroit	W	104-93	12,737	14-2
12/02	17	Orlando	W	98-97	19,596	15-2
12/04	18	New Orleans	W	112-85	19,596	16-2
12/06	19	at Chicago	W	112-102	22,353	17-2
12/08	20	at Minnesota	W	102-86	10,296	18-2
12/10	21	Houston	W	105-93	19,596	19-2
12/13	22	at Dallas	W	105-98	20,317	20-2
12/14	23	at New Orleans	W	128-122 (OT)	15,037	21-2
12/16	24	at Memphis	L	98-105	18,119	21-3
12/18	25	Oklahoma City	W	114-109	19,596	22-3
12/22	26	Sacramento	W	128-108	19,596	23-3
12/23	27	at L.A. Lakers	L	105-115	18,997	23-4
12/25	28	at L.A. Clippers	L	86-100	19,540	23-5
12/27	29	Minnesota	W	110-97	19,596	24-5
12/30	30	Philadelphia	W	126-86	19,596	25-5
1/02	31	Toronto	W	126-105	19,596	26-5
1/05	32	Oklahoma City	W	117-91	19,596	27-5
1/07	33	Indiana	W	117-102	19,596	28-5
1/09	34	Cleveland	W	112-94	19,596	29-5
1/13	35	at Utah	W	116-105	19,911	30-5
1/14	36	Miami	W	104-89	19,596	31-5
1/16	37	at Oklahoma City	L	115-127	18,203	31-6
1/17	38	at Houston	W	131-106	18,458	32-6
1/19	39	Denver	W	122-79	19,596	33-6
1/21	40	Houston	W	126-113	19,596	34-6
1/23	41	Sacramento	W	126-101	19,596	35-6
1/25	42	Boston	W	114-111	19,596	36-6
1/27	43	Chicago	L	111-113 (OT)	19,596	36-7
1/30	44	at Utah	L	100-110	19,295	36-8
1/31	45	Phoenix	W	106-87	19,596	37-8
2/03	46	at Sacramento	W	121-96	17,317	38-8
2/04	47	Dallas	W	128-114	19,596	39-8
2/06	48	at Atlanta	L	116-124	19,255	39-9
2/07	49	at New York	W	106-92	19,812	40-9
2/09	50	at Philadelphia	W	89-84	16,247	41-9
2/11	51	at Minnesota	W	91-94	14,303	42-9
2/20	52	San Antonio	W	110-99	19,596	43-9
2/22	53	at Indiana	L	98-104	17,789	43-10
2/24	54	at Washington	W	114-107	20,356	44-10
2/26	55	at Cleveland	L	99-110	20,562	44-11
2/27	56	at Toronto	W	113-89	19,800	45-11
3/01	57	at Boston	W	106-101	18,624	46-11
3/02	58	at Brooklyn	L	108-110	17,732	46-12
3/04	59	Milwaukee	W	102-93	19,596	47-12
3/06	60	Dallas	W	104-89	19,596	48-12
3/08	61	L.A. Clippers	W	106-98	19,596	49-12
3/09	62	at Phoenix	W	98-80	18,055	50-12
3/11	63	Detroit	W	105-98	19,596	51-12
3/13	64	at Denver	L	103-114	19,155	51-13
3/14	65	New York	W	125-94	19,596	52-13
3/16	66	L.A. Lakers	W	108-105	19,596	53-13
3/18	67	Atlanta	W	114-95	19,596	54-13
3/20	68	New Orleans	W	112-96	19,596	55-13
3/21	69	Utah	W	106-91	19,596	56-13
3/23	70	Washington	W	107-76	19,596	57-13
3/24	71	at Portland	W	122-108	19,985	58-13
3/27	72	at Memphis	W	107-84	18,119	59-13
3/28	73	at Milwaukee	W	108-95	18,717	60-13
3/31	74	at L.A. Clippers	W	110-106	19,601	61-13
4/02	75	Phoenix	W	107-106	19,596	62-13
4/04	76	at Dallas	W	123-110	20,407	63-13
4/05	77	at San Antonio	L	92-107	18,581	63-14
4/07	78	at New Orleans	L	100-103	18,097	63-15
4/09	79	Portland	W	116-105	19,596	64-15
4/11	80	Minnesota	W	110-101	19,596	65-15
4/13	81	Memphis	W	111-107	19,596	66-15
4/15	82	Denver	W	133-126	19,596	67-15

GOLDEN STATE WARRIORS 2015-16



BACK ROW (left to right): Performance Coach & Therapist Mike Irr, Video Intern Julian Mills, Video Intern James Laughlin, Marreese Speights, Festus Ezeli, Andrew Bogut, Anderson Varejao, James Michael McAdoo, Athletic Training Intern Daniel Anthony, Manager of Team Security Ralph Walker, Head Performance Therapist Chelsea Lane. MIDDLE: Coordinator of Basketball Analytics Sammy Gelfand, Physical Performance Coach Kurtis Rayfield, Player Development Coach Chris DeMarco, Brandon Rush, Draymond Green, Shaun Livingston, Kevon Looney, Harrison Barnes, Klay Thompson, Player Development Coach Bruce Fraser, Video Coordinator/Player Development Theo Robertson, Advance Scout/Video Scout Kelly Peters, Team Security Terrance West. FRONT: Head of Physical Performance & Sports Medicine Lachlan Penfold, Athletic Trainer Drew Yoder, Assistant Coach Jarron Collins, Assistant Coach Luke Walton, Leandro Barbosa, Stephen Curry, Andre Iguodala, Ian Clark, Head Coach Steve Kerr, Assistant Coach Ron Adams, General Manager Bob Myers, Special Assistant to the Head Coach Nick U'Ren.

PLAYER	G	MIN	3-PT FG					REBOUNDS					AST	PF	STL	TO	BLK	PTS	AVG		
			FGM	FGA	PCT	FG	FGA	PCT	FTM	FTA	PCT	OFF								DEF	TOT
Curry	79	2700	805	1598	.504	402	886	.454	363	400	.908	68	362	430	527	161	169	262	15	2375	30.1
K. Thompson	80	2666	651	1386	.470	276	650	.425	193	221	.873	35	271	306	166	152	60	138	49	1771	22.1
Green	81	2808	401	819	.490	100	258	.388	229	329	.696	134	635	769	598	240	119	259	113	1131	14.0
Barnes	66	2042	295	633	.466	82	214	.383	102	134	.761	77	248	325	117	136	41	57	10	774	11.7
Speights	72	832	197	456	.432	24	62	.387	94	114	.825	77	162	239	61	117	19	66	34	512	7.1
Iguodala	65	1732	176	368	.478	54	154	.351	51	83	.614	52	211	263	219	102	73	79	19	457	7.0
Ezeli	46	770	125	228	.548	0	0	---	70	132	.530	91	166	257	32	94	18	38	50	320	7.0
Barbosa	68	1079	171	370	.462	39	110	.355	52	62	.839	28	89	117	82	107	44	53	10	433	6.4
Livingston	78	1520	203	379	.536	2	12	.167	80	93	.860	42	127	169	237	140	57	78	27	488	6.3
Bogut	70	1451	175	279	.627	1	1	1.000	24	50	.480	121	371	492	162	221	33	83	114	375	5.4
Rush	72	1055	111	260	.427	65	157	.414	18	28	.643	21	160	181	57	57	20	33	23	305	4.2
Clark	66	578	89	202	.441	30	84	.357	28	34	.824	13	55	68	64	58	17	43	13	236	3.6
McAdoo	41	262	45	84	.536	1	2	.500	26	49	.531	30	28	587	17	39	10	16	8	117	2.9
Varejao (TOT)	53	496	53	124	.427	0	1	.000	32	50	.640	37	104	141	35	70	16	22	10	138	2.6
Varejao (GS)	22	186	21	48	.438	0	0	---	16	29	.552	13	37	50	15	35	5	6	5	58	2.6
J. Thompson	28	179	20	42	.476	0	0	---	20	32	.625	10	44	54	19	40	4	7	8	60	2.1
Looney	5	21	4	7	.571	1	2	.500	0	0	---	4	6	10	0	2	0	1	0	9	1.8

Western Conference First Round - Warriors Win Series 4-1

April 16Houston 78 at Golden State 104
 April 18Houston 106 at Golden State 115
 April 21Golden State 96 at Houston 97
 April 24Golden State 121 at Houston 94
 April 27Houston 81 at Golden State 114

Western Conference Semifinals - Warriors Win Series 4-1

May 1Portland 106 at Golden State 118
 May 3Portland 99 at Golden State 110
 May 7Golden State 108 at Portland 120
 May 9Golden State 132 at Portland 125 (ot)
 May 11Portland 121 at Golden State 125

Western Conference Finals - Warriors Win Series 4-3

May 16Oklahoma City 108 at Golden State 102
 May 18Oklahoma City 91 at Golden State 118
 May 22Golden State 105 at Oklahoma City 133
 May 24Golden State 94 at Oklahoma City 118
 May 26Oklahoma City 111 at Golden State 120
 May 28Golden State 108 at Oklahoma City 101
 May 30Oklahoma City 88 at Golden State 96

NBA Finals - Cavaliers Win Series 4-3

June 2Cleveland 89 at Golden State 104
 June 5Cleveland 77 at Golden State 110
 June 8Golden State 90 at Cleveland 120
 June 10Golden State 108 at Cleveland 97
 June 13Cleveland 112 at Golden State 97
 June 16Golden State 101 at Cleveland 115
 June 19Cleveland 93 at Golden State 89

NOTES

- Established a new NBA record for most wins in the regular season, posting a 73-9 (.890) mark.
 - Returned to NBA Finals for second-straight season, falling to Cleveland in seven games.
 - Began the season 24-0, marking the best start to a season in major professional sports history.
 - Established NBA-record by winning 54-straight home games dating back to previous season.
- Stephen Curry became the NBA's first-ever unanimous MVP selection, winning the award for the second-straight season.
- Curry (First Team), Draymond Green (Second Team) and Klay Thompson (Third Team) earned All-NBA recognition and were all members of the Western Conference All-Star Team...Green also earned First Team All-Defense honors.
 - Steve Kerr was named NBA Coach of the Year, becoming the third coach in franchise history to win the award.
- As Kerr missed the first 43 games of season recovering from back surgeries, Assistant Coach Luke Walton guided team to 39-4 start.



WESTERN CONFERENCE CHAMPIONS

DATE	G	OPPONENT	W/L	SCORE	ATTENDANCE	RECORD
10/27	1	New Orleans	W	111-95	19,596	1-0
10/30	2	at Houston	W	112-92	18,142	2-0
10/31	3	at New Orleans	W	134-120	18,406	3-0
11/2	4	Memphis	W	119-69	19,596	4-0
11/4	5	L.A. Clippers	W	112-108	19,596	5-0
11/6	6	Denver	W	119-104	19,596	6-0
11/7	7	at Sacramento	W	103-94	17,317	7-0
11/9	8	Detroit	W	109-95	19,596	8-0
11/11	9	at Memphis	W	100-84	18,119	9-0
11/12	10	at Minnesota	W	129-116	16,130	10-0
11/14	11	Brooklyn	W	107-99 (ot)	19,596	11-0
11/17	12	Toronto	W	115-110	19,596	12-0
11/19	13	at L.A. Clippers	W	124-117	19,528	13-0
11/20	14	Chicago	W	106-94	19,596	14-0
11/22	15	at Denver	W	118-105	17,689	15-0
11/24	16	L.A. Lakers	W	111-77	19,596	16-0
11/27	17	at Phoenix	W	135-116	18,055	17-0
11/28	18	Sacramento	W	120-101	19,596	18-0
11/30	19	at Utah	W	106-103	19,911	19-0
12/2	20	at Charlotte	W	117-99	19,542	20-0
12/5	21	at Toronto	W	112-109	20,160	21-0
12/6	22	at Brooklyn	W	114-98	17,732	22-0
12/8	23	at Indiana	W	131-123	18,165	23-0
12/11	24	at Boston	W	124-119 (2ot)	18,624	24-0
12/12	25	at Milwaukee	L	95-108	18,717	24-1
12/16	26	Phoenix	W	128-103	19,596	25-1
12/18	27	Milwaukee	W	121-112	19,596	26-1
12/23	28	Utah	W	103-85	19,596	27-1
12/25	29	Cleveland	W	89-83	19,596	28-1
12/28	30	Sacramento	W	122-103	19,596	29-1
12/30	31	at Dallas	L	91-114	20,494	29-2
12/31	32	at Houston	W	114-110	18,313	30-2
1/2	33	Denver	W	111-108 (ot)	19,596	31-2
1/4	34	Charlotte	W	111-101	19,596	32-2
1/5	35	at L.A. Lakers	W	109-88	18,997	33-2
1/8	36	at Portland	W	128-108	20,035	34-2
1/9	37	at Sacramento	W	128-116	17,317	35-2
1/11	38	Miami	W	111-103	19,596	36-2
1/13	39	at Denver	L	110-112	18,004	36-3
1/14	40	L.A. Lakers	W	116-98	19,596	37-3
1/16	41	at Detroit	L	95-113	21,584	37-4
1/18	42	at Cleveland	W	132-98	20,562	38-4
1/20	43	at Chicago	W	125-94	23,152	39-4
1/22	44	Indiana	W	122-110	19,596	40-4
1/25	45	San Antonio	W	120-90	19,596	41-4
1/27	46	Dallas	W	127-107	19,596	42-4
1/30	47	at Philadelphia	W	108-105	20,798	43-4
1/31	48	at New York	W	116-95	19,812	44-4
2/3	49	at Washington	W	134-121	20,356	45-4
2/6	50	Oklahoma City	W	116-108	19,596	46-4
2/9	51	Houston	W	123-110	19,596	47-4
2/10	52	at Phoenix	W	112-104	18,055	48-4
2/19	53	at Portland	L	105-137	20,100	48-5
2/20	54	at L.A. Clippers	W	115-112	19,585	49-5
2/22	55	at Atlanta	W	102-92	19,330	50-5
2/24	56	at Miami	W	118-112	19,899	51-5
2/25	57	at Orlando	W	130-114	19,189	52-5
2/27	58	at Oklahoma City	W	121-118 (ot)	18,203	53-5
3/01	59	Atlanta	W	109-105 (ot)	19,596	54-5
3/3	60	Oklahoma City	W	121-106	19,596	55-5
3/6	61	at L.A. Lakers	L	95-112	18,997	55-6
3/7	62	Orlando	W	119-113	19,596	56-6
3/9	63	Utah	W	115-94	19,596	57-6
3/11	64	Portland	W	128-112	19,596	58-6
3/12	65	Phoenix	W	123-116	19,596	59-6
3/14	66	New Orleans	W	125-107	19,596	60-6
3/16	67	New York	W	121-85	19,596	61-6
3/18	68	at Dallas	W	130-112	20,515	62-6
3/19	69	at San Antonio	L	79-87	18,825	62-7
3/21	70	at Minnesota	W	109-104	19,452	63-7
3/23	71	L.A. Clippers	W	114-98	19,596	64-7
3/25	72	Dallas	W	128-120	19,596	65-7
3/27	73	Philadelphia	W	117-105	19,596	66-7
3/29	74	Washington	W	102-94	19,596	67-7
3/30	75	at Utah	W	103-96	19,911	68-7
4/1	76	Boston	L	106-109	19,596	68-8
4/3	77	Portland	W	136-111	19,596	69-8
4/5	78	Minnesota	L	117-124 (ot)	19,596	69-9
4/7	79	San Antonio	W	112-101	19,596	70-9
4/9	80	at Memphis	W	100-99	18,119	71-9
4/10	81	at San Antonio	W	92-86	18,658	72-9
4/13	82	Memphis	W	125-104	19,596	73-9

WARRIORS ALL-TIME HOME ATTENDANCE

REGULAR SEASON HOME ATTENDANCE

YEAR	GAMES	TOTAL	AVG	YEAR	GAMES	TOTAL	AVG
1946-47	30	129,142	4,305	1981-82	41	401,646	9,796
1947-48	24	109,095	4,546	1982-83	41	341,243	8,323
1948-49	29	94,847	3,271	1983-84	41	337,817	8,239
1949-50	30	63,270	2,109	1984-85	41	300,580	7,331
1950-51	32	105,108	3,285	1985-86	41	401,279	9,787
1951-52	31	96,578	3,115	1986-87	41	423,997	10,341
1952-53	17	56,882	3,346	1987-88	41	465,348	11,350
1953-54	19	113,088	5,952	1988-89	41	587,820	14,337
1954-55	21	123,438	5,878	1989-90	41	616,025	15,025
1955-56	28	164,929	3,890	1990-91	41	616,025	15,025
1956-57	31	158,004	5,097	1991-92	41	616,025	15,025
1957-58	28	156,988	5,067	1992-93	41	616,025	15,025
1958-59	26	153,566	5,906	1993-94	41	616,025	15,025
1959-60	28	226,412	8,086	1994-95	41	616,025	15,025
1960-61	29	196,223	6,766	1995-96	41	616,025	15,025
1961-62	29	161,795	5,579	1996-97	41	621,844	15,167
1962-63	33	101,218	3,067	1997-98	41	500,260	12,201
1963-64	39	132,678	3,402	1998-99	25	335,837	13,433
1964-65	36	76,963	2,138	1999-00	41	509,152	12,418
1965-66	26	124,160	4,775	2000-01	41	591,981	14,439
1966-67	28	216,352	7,727	2001-02	41	593,182	14,468
1967-68	41	185,322	4,520	2002-03	41	634,935	15,486
1968-69	41	194,683	4,748	2003-04	41	665,648	16,235
1969-70	36	189,642	5,268	2004-05	41	670,368	16,350
1970-71	38	195,935	5,156	2005-06	41	749,185	18,273
1971-72	35	200,917	5,740	2006-07	41	742,267	18,104
1972-73	41	244,504	5,964	2007-08	41	804,864	19,631
1973-74	41	265,095	6,465	2008-09	41	776,658	18,942
1974-75	41	360,740	8,799	2009-10	41	739,120	18,027
1975-76	41	490,846	11,972	2010-11	41	766,398	18,693
1976-77	41	479,328	11,691	2011-12	33	622,311	18,858
1977-78	41	474,715	11,578	2012-13	41	794,320	19,374
1978-79	41	427,252	10,421	2013-14	41	803,436	19,596
1979-80	41	344,483	8,402	2014-15	41	803,436	19,596
1980-81	41	413,480	10,084	2015-16	41	803,436	19,596
Totals	2,587	28,328,221	10,950				

PLAYOFF HOME ATTENDANCE

YEAR	GAMES	TOTAL	AVG	YEAR	GAMES	TOTAL	AVG
1946-47	5	36,886	7,377	1970-71	2	15,936	7,968
1947-48	6	35,777	6,462	1971-72	2	23,722	11,861
1948-49	1	3,536	3,536	1972-73	5	54,598	10,920
1949-50	1	2,215	2,215	1974-75	9	115,451	12,828
1950-51	1	2,667	2,667	1975-76	7	90,877	12,982
1951-52	2	4,302	2,151	1976-77	5	65,079	13,016
1955-56	6	53,798	8,966	1986-87	4	60,100	15,025
1956-57	1	4,525	4,525	1988-89	3	45,075	15,025
1957-58	3	22,748	7,583	1990-91	4	60,100	15,025
1959-60	5	56,623	11,324	1991-92	2	30,050	15,025
1960-61	2	10,780	5,390	1993-94	1	15,025	15,025
1961-62	6	48,274	8,046	2006-07	5	103,312	20,662
1963-64	6	52,345	8,724	2012-13	6	117,576	19,596
1966-67	8	82,274	10,409	2013-14	3	58,788	19,596
1967-68	5	41,635	8,327	2014-15	11	215,556	19,596
1968-69	3	33,142	11,047	2015-16	14	274,344	19,596
Totals	144	1,836,888	12,756				

ALL-TIME ROSTER



WARRIORS ALL-TIME JERSEY ROSTER

- 00 - Tony Delk
- 00 - Evan Eschmeyer
- 00 - Robert Parish

- 0 - Gilbert Arenas
- 0 - Toney Douglas
- 0 - Aaron Miles
- 0 - Dajuan Wagner

- 1 - Tyrone Bogues
- 1 - Manute Bol
- 1 - Stephen Jackson
- 1 - Randy Livingston
- 1 - Ognjen Kuzmic
- 1 - Scott Machado
- 1 - Troy Murphy
- 1 - Jason Thompson
- 1 - Gus Williams
- 1 - Dorell Wright

- 2 - Drew Barry
- 2 - MarShon Brooks
- 2 - Joe Barry Carroll
- 2 - Chris Garner
- 2 - Jarrett Jack
- 2 - Keith Jennings
- 2 - Acie Law IV
- 2 - Gerald Madkins
- 2 - Dean Oliver
- 2 - Micael Pietrus
- 2 - Kevin Pritchard
- 2 - Nate Robinson

- 3 - Will Bynum
- 3 - Al Harrington
- 3 - Sean Higgins
- 3 - Donyell Marshall
- 3 - Anthony Roberson
- 3 - Clifford Robinson
- 3 - Larry Robinson
- 3 - Bob Sura
- 3 - Tom Tolbert
- 3 - Jeremy Tyler
- 3 - Kermit Washington
- 3 - Rodney White

- 4 - Jeff Adrien
- 4 - Steve Alford
- 4 - Vincent Askew
- 4 - Greg Ballard
- 4 - Mark Davis
- 4 - Derek Fisher
- 4 - John Lucas
- 4 - Keith McLeod
- 4 - Chris Porter
- 4 - Anthony Randolph
- 4 - Brandon Rush
- 4 - Rony Seikaly
- 4 - C.J. Watson
- 4 - Chris Webber
- 4 - Jiri Welsch
- 4 - Tony White

- 5 - Tom Abernethy
- 5 - Greg Ballard
- 5 - Melvin Booker
- 5 - Vonteego Cummings
- 5 - Baron Davis
- 5 - Dave Feitl
- 5 - Tim Hardaway
- 5 - Bart Kofoed
- 5 - Rusty LaRue
- 5 - Dominic McGuire
- 5 - Paul Pressey
- 5 - Guy Rodgers
- 5 - Donald Royal
- 5 - Guy Rucker
- 5 - Ansu Sesay
- 5 - Marreese Speights
- 5 - Bill Turner
- 5 - Gus Williams

- 6 - Jamal Crawford
- 6 - Luis Flores
- 6 - Troy Hudson
- 6 - Avery Johnson
- 6 - Sam Jacobson

- 7 - Kelenna Azubuike
- 7 - Mark Davis
- 7 - Justin Holiday
- 7 - Antawn Jamison
- 7 - Carl Landry
- 7 - Dan Langhi
- 7 - Jeremy Lin
- 7 - Jerome Kersey
- 7 - Sam Mack
- 7 - Jermaine O'Neal
- 7 - Gary Phillips
- 7 - Peter Thibeaux
- 7 - Kelvin Upshaw
- 7 - Hubie White

- 8 - Monta Ellis
- 8 - Tony Farmer
- 8 - Tom Gugliotta
- 8 - Marques Johnson
- 8 - Nemanja Nedovic
- 8 - Dickey Simpkins
- 8 - Chris Washburn

- 9 - J.R. Bremer
- 9 - Connie Dierking
- 9 - Ike Diogu
- 9 - Wilbert Frazier
- 9 - Andre Igoudala
- 9 - George Lee
- 9 - Ryan Lorthridge
- 9 - Rony Seikaly
- 9 - John Starks

- 10 - Manute Bol
- 10 - Mookie Blaylock
- 10 - Ron Brewer
- 10 - Speedy Claxton
- 10 - Mike Dunleavy
- 10 - Tim Hardaway
- 10 - Joe Hassett
- 10 - Charles Johnson
- 10 - David Lee
- 10 - Dirk Minniefield
- 10 - Perry Moss
- 10 - Adrian Smith
- 10 - Mark Wade
- 10 - Jo Jo White

- 11 - B.J. Armstrong
- 11 - Earl Boykins
- 11 - Zarko Cabarkapa
- 11 - Dave Gambee
- 11 - Josh Grant
- 11 - Dave Gunther
- 11 - A.J. Guyton
- 11 - Steve Harris
- 11 - Joe Hassett
- 11 - Jaren Jackson
- 11 - Damon Jones
- 11 - Coby Karl
- 11 - Marshall Rogers
- 11 - Clinton Smith
- 11 - Klay Thompson
- 11 - Raymond Townsend
- 11 - Bob Warlick
- 11 - Brandon Williams
- 11 - Othell Wilson

- 12 - Andrew Bogut
- 12 - E. C. Coleman
- 12 - Binbo Coles
- 12 - Levi Fontaine
- 12 - Mike Gale
- 12 - Winston Garland
- 12 - Robert Hawkins
- 12 - Gary Hill
- 12 - Fred LaCour
- 12 - Stephane Lasme
- 12 - Ted Luckenbill
- 12 - Renaldo Major
- 12 - Paul Neumann
- 12 - Ish Smith
- 12 - Andre Spencer
- 12 - Ron Williams
- 12 - David Wood

- 13 - **Wilt Chamberlain***
- 13 - Sarunas Marciulionis
- 13 - Howard Montgomery
- 13 - Bud Olsen
- 13 - Larry Smith

- 14 - Barry Kramer
- 14 - **Tom Meschery***

- 15 - Andris Biedrins
- 15 - Steve Burt
- 15 - Phil Chenier
- 15 - Lester Conner
- 15 - Bill Curley
- 15 - Vinny Del Negro
- 15 - Charles Dudley
- 15 - Tom Gola
- 15 - Geoff Huston
- 15 - Nick Jones
- 15 - Bud Koper
- 15 - Bob Lewis
- 15 - John Mengelt
- 15 - Paul Neumann
- 15 - Latrell Sprewell
- 15 - Rudy White
- 15 - John Windsor

- 16 - **Al Attles***
- 17 - Ron Brewer
- 17 - Dave Fedor
- 17 - **Chris Mullin***
- 17 - Cotton Nash
- 17 - Ken Sears
- 17 - Bubba Wilson

- 18 - Marco Belinelli
- 18 - Raja Bell
- 18 - Don Collins
- 18 - Keith Erickson
- 18 - Lorenzo Romar
- 18 - Otis Smith
- 18 - Oscar Torres
- 18 - Anderson Varejao

- 19 - Lou Amundson
- 19 - Leandro Barbosa
- 19 - Devean George
- 19 - Kosta Perovic

- 20 - Jon Barry
- 20 - Vic Bartolome
- 20 - Kent Bazemore
- 20 - Dell Demps
- 20 - Pat Durham
- 20 - Mario Elie
- 20 - Larry Hughes
- 20 - Tim Legler
- 20 - Pace Mannion
- 20 - Cartier Martin
- 20 - James Michael McAdoo
- 20 - DeMarcus Nelson
- 20 - Micheal Ray Richardson
- 20 - Brian Shaw
- 20 - Phil Smith
- 20 - Terry Teagle
- 20 - Nikoloz Tskitishvili
- 20 - Bill Turner
- 20 - Ekpe Udoh

- 21 - Butch Beard
- 21 - Jason Caffey
- 21 - Robert Churchwell
- 21 - Ian Clark
- 21 - Dewayne Dedmon
- 21 - Eric Floyd
- 21 - Danny Fortson
- 21 - Lloyd Free
- 21 - Byron Houston
- 21 - Lynbert Johnson
- 21 - Jim King
- 21 - Sean Lampley
- 21 - Ricky Marsh
- 21 - Eduardo Najera
- 21 - Josh Powell
- 21 - Lou Roe
- 21 - Chris Taft
- 21 - Ronny Turiaf
- 21 - Ron Williams

- 22 - Odis Allison
- 22 - Matt Barnes
- 22 - Steve Bracey
- 22 - Ruben Garces
- 22 - Dean Garrett
- 22 - Rod Higgins
- 22 - Jim Jackson
- 22 - Charles Jenkins
- 22 - Todd Lichti
- 22 - Anthony Morrow
- 22 - Ralph Ogden
- 22 - Sonny Parker
- 22 - Ricky Pierce
- 22 - Malcolm Thomas
- 22 - Darren Tillis
- 22 - Bill Turner

* Number retired in his honor

WARRIORS ALL-TIME JERSEY ROSTER



23 - Mike Bratz
 23 - Rickey Brown
 23 - Scott Burrell
 23 - Draymond Green
 23 - Tim Legler
 23 - Paul McPherson
 23 - Jeff Mullins
 23 - Jason Richardson
 23 - Mitch Richmond
 23 - Al Thornton
 23 - C.J. Watson

24 - Rick Barry*

25 - Jim Barnett
 25 - Steve Blake
 25 - Rodney Carney
 25 - Erick Dampier
 25 - Chris Gatling
 25 - Rickey Green
 25 - Kevin Henderson
 25 - Mark Price
 25 - Tony Robertson
 25 - John Stroeder

26 - Patrick O'Bryant

27 - Dwayne Jones

28 - DJ Mbenga

30 - Bill Curley
 30 - Stephen Curry
 30 - Darnell Hillman
 30 - Bernard King
 30 - Ben McDonald
 30 - Billy Owens
 30 - John Starks
 30 - Carl Thomas
 30 - Jamel Thomas
 30 - Clarence Weatherspoon

31 - Joe Ellis
 31 - Festus Ezeli
 31 - Adonal Foyle
 31 - Kevin Henderson
 31 - Chris Hunter
 31 - Shelton Jones
 31 - Rob Kurz
 31 - Mikki Moore
 31 - Billy Reid

32 - Bill Bridges
 32 - Rickey Brown
 32 - Lester Conner
 32 - Dale Davis
 32 - Ray Epps
 32 - Tellis Frank
 32 - Mickell Gladness
 32 - Rod Higgins
 32 - Tyrone Hill
 32 - Adam Keefe
 32 - Lewis Lloyd
 32 - Jerry Lucas
 32 - McCoy McLemore
 32 - Cazzie Russell
 32 - Joe Smith
 32 - Brandon Wright

33 - Kenny Battle
 33 - Uwe Blab
 33 - Jermareo Davidson
 33 - Duane Ferrell
 33 - Antawn Jamison
 33 - Sarunas Jasikevicius
 33 - Steve Johnson
 33 - Ryan Lorthridge
 33 - Mikki Moore
 33 - Bob Portman
 33 - Jerome Whitehead
 33 - Nate Williams
 33 - Sam Williams
 33 - Chris Wright

34 - Charlie Bell
 34 - Keith Benson
 34 - Mike Dunleavy
 34 - Shaun Livingston
 34 - Frank Kendrick
 34 - Ben McDonald
 34 - Chris Mills
 34 - Bud Olsen
 34 - Gary Phillips
 34 - Carlos Rogers
 34 - John Rudometkin
 34 - Barry Stevens
 34 - Tom Tolbert
 34 - Bill Turner
 34 - David Vaughn
 34 - Guy Williams

35 - Jud Buechler
 35 - Brian Cardinal
 35 - Terry Cummings
 35 - Erick Dampier
 35 - Larry Kenon
 35 - Rudy LaRusso
 35 - Ray Owes

36 - Kevon Looney
 36 - William Mayfield

37 - Nick Van Exel

40 - Harrison Barnes
 40 - Earl Barron
 40 - Corie Blount
 40 - Calbert Cheaney
 40 - Ron Crevier
 40 - Russell Cross
 40 - Derrek Dickey
 40 - Terry Duerod
 40 - Chris Welp

41 - John Coughran
 41 - Wesley Cox
 41 - Tod Murphy
 41 - Derek Smith
 41 - Jamaal Wilkes
 41 - Kevin Willis

42 - Dwight Davis
42 - Nate Thurmond*

43 - Chris Carr
 43 - Wayne Cooper
 43 - Geert Hammink
 43 - Mickey Johnson
 43 - Clyde Lee
 43 - Larry McNeil
 43 - Clifford Ray
 43 - Jim Petersen

44 - Mahdi Abdul-Rahman
 44 - Austin Croshere
 44 - Orlando Graham
 44 - Jeff Grayer
 44 - Fred Hetzel
 44 - Marc Jackson
 44 - Richard Jefferson
 44 - Hank McDowell
 44 - Paul Mokeski
 44 - Cherokee Parks
 44 - Gary Plummer
 44 - Clifford Ray
 44 - Clifford Rozier
 44 - Leonard Taylor
 44 - Anthony Tolliver

45 - Joe Courtney
 45 - Cedric Henderson
 45 - Tony Massenburg
 45 - John Shasky
 45 - Purvis Short

47 - Dave Lattin

50 - Chuck Aleksinas
 50 - Bob Allen
 50 - John Coker
 50 - Dan Gadzuric
 50 - Corey Maggette
 50 - Dwayne Morton
 50 - Ralph Sampson
 50 - Felton Spencer
 50 - Peter Verhoeven

51 - Les Jepsen

52 - Victor Alexander
 52 - Chucky Brown
 52 - Todd Fuller
 52 - Dave Hoppen
 52 - George Johnson
 52 - Mike Smrek

53 - Alton Lister

54 - Kwame Brown
 54 - Popeye Jones
 54 - Dale Schlueter

55 - Jordan Crawford
 55 - Andrew DeClercq
 55 - Chris Engler
 55 - Wayne Hightower
 55 - Ed Nealy
 55 - Mike Smrek
 55 - Billy Thompson
 55 - Reggie Williams
 55 - Tim Young

57 - Hilton Armstrong

71 - McCoy McLemore
 71 - Willie Naulls

77 - Vladimir Radmanovic

31 players have worn multiple jersey numbers for the Warriors:

Greg Ballard	4 & 5
Manute Bol	1 & 10
Ron Brewer	10 & 17
Rickey Brown	23 & 32
Lester Conner	15 & 32
Bill Curley	15 & 30
Erick Dampier	25 & 35
Mark Davis	4 & 7
Mike Dunleavy	10 & 34
Tim Hardaway	5 & 10
Joe Hassett	10 & 11
Kevin Henderson	25 & 31
Rod Higgins	22 & 32
Antawn Jamison	7 & 33
Tim Legler	20 & 23
Ryan Lorthridge	9 & 33
Jerry Lucas	32 & 47
Ben McDonald	30 & 34
McCoy McLemore	32 & 71
Mikki Moore	31 & 33
Paul Neumann	12 & 15
Bud Olsen	13 & 34
Gary Phillips	7 & 34
Clifford Ray	43 & 44
Rony Seikaly	4 & 9
Mike Smrek	52 & 55
John Starks	9 & 30
Tom Tolbert	3 & 34
Bill Turner	20, 22 & 34
C.J. Watson	4 & 23
Ron Williams	12 & 21

WARRIORS ALL-TIME COLLEGE ROSTER

- Akron (1)**
Bill Turner
- Alcorn State (1)**
Larry Smith
- Alabama (3)**
Jason Caffey
Jermareo Davidson
Latrell Sprewell
- Alabama A&M (1)**
Mickell Gladness
- American Intl. (1)**
Mario Elie
- American University (1)**
Kermit Washington
- Arizona (7)**
Gilbert Arenas
Jud Buechler
Andre Iguodala
Richard Jefferson
Chris Mills
Ray Owes
Tom Tolbert
- Arizona State (4)**
Ike Diogu
Alton Lister
Rudy White
Sam Williams
- Arkansas (1)**
Ron Brewer
- Arkansas-Little Rock (1)**
Derek Fisher
- Auburn (2)**
John Mengelt
Chris Porter
- Auburn-Montgomery (1)**
Orlando Graham
- Augsburg College (1)**
Devean George
- Aurora College (1)**
Wallace Johnson
- Baylor (2)**
Terry Teagle
Ekpe Udoh
- Belmont (1)**
Ian Clark
- Boise State (2)**
John Coker
Coby Karl
- Boston College (3)**
Ron Crevier
Bill Curley
Elmore Morgenthaler
- Boston University (1)**
Gary Plummer
- Bowling Green (3)**
Keith McLeod
John Payak
Nate Thurmond
- Bradley (1)**
Patrick O'Bryant
- Bridgeport (1)**
Manute Bol
- California (6)**
Phil Chenier
John Coughran
Charles Johnson
Sean Lampley
Jack Rocker
Leonard Taylor
- California-Irvine (2)**
Ben McDonald
Tod Murphy
- Cal State Fullerton (1)**
Kevin Henderson
- Canisius (1)**
Mike Smrek
- Centenary (2)**
Robert Parish
Larry Robinson
- Charlotte (1)**
Rodney White
- Cincinnati (5)**
Corie Blount
Derrick Dickey
Connie Dierking
Danny Fortson
Nick Van Exel
- Clemson (1)**
Dale Davis
- Cleveland State (2)**
Clinton Smith
Darren Tillis
- Colgate (1)**
Adonal Foyle
- Colorado State (2)**
Pat Durham
Dale Schlueter
- Columbia (1)**
Walter Budko
- CNNY (1)**
Phil Farberman
- Connecticut (7)**
Jeff Adrien
Chuck Aleksinas
Hilton Armstrong
Scott Burrell
Donyell Marshall
Clifford Robinson
Marcus Williams
- Creighton (2)**
Bob Portman
Anthony Tolliver
- Dartmouth (1)**
Rudy LaRusso
- Davidson (3)**
Stephen Curry
Fred Hetzel
Brandon Williams
- Dayton (1)**
Chris Wright
- DePaul (3)**
Terry Cummings
Paul McPherson
Edward Mikan
- Detroit (2)**
Terry Duerod
Guy Sparrow
- Dillard (1)**
George Johnson
- Drake (2)**
Lewis Lloyd
McCoy McLemore
- Duke (5)**
Mike Dunleavy
Corey Maggette
Jeff Mullins
DeMarcus Nelson
Cherokee Parks
- Duquesne (1)**
Ed Dahler
- E. Central Oklahoma (1)**
Claude Overton
- East Tennessee St. (1)**
Keith Jennings
- Eastern Kentucky (1)**
Fred Lewis
- Eastern Michigan (2)**
Earl Boykins
Carl Thomas
- Elizabeth City State (1)**
Robert Parish
Michael Gale
- Florida (4)**
Andrew DeClercq
David Lee
Anthony Roberson
Marreese Speights
- Florida Internat'l (1)**
Raja Bell
- Florida State (4)**
Toney Douglas
David Fedor
Bob Sura
Al Thornton
- Fordham (1)**
Ed Conlin
- Fresno State (4)**
Rod Higgins
Rinaldo Major
Dominic McGuire
Peter Verhoeven
- Georgetown (3)**
Robert Churchwell
Eric Floyd
Jaren Jackson
- Georgia Tech (8)**
Drew Barry
Jon Barry
Will Bynum
Duane Ferrell
Jarrett Jack
Anthony Morrow
Jim Nolan
Mark Price
- Gonzaga (1)**
Ronny Turiaf
- Grambling (1)**
Wilbert Frazier
- Guilford College (1)**
World B. Free
- Harvard (1)**
Jeremy Lin
- Hofstra (2)**
Speedy Claxton
Charles Jenkins
- Houston (5)**
Dwight Davis
Damon Jones
Tom Luckenbill
Sam Mack
Gary Phillips
- Houston Baptist (1)**
E.C. Coleman
- Illinois (2)**
Kenny Battle
Andrew Phillip
- Illinois State (1)**
Robert Hawkins
- Indiana (7)**
Tom Abernathy
Steve Alford
Uwe Blab
Calbert Cheaney
Dean Garrett
A.J. Guyton
Frank Radovich
- Iona (2)**
Steve Burtt
Scott Machado
- Iowa (6)**
B.J. Armstrong
Dave Gunther
Les Jespen
William Mayfield
Dean Oliver
Guy Rucker
- Iowa State (3)**
Victor Alexander
Jeff Grayser
Barry Stevens
- Jackson State (2)**
Ryan Lorthridge
Purvis Short
- Jacksonville (1)**
Otis Smith
- Kansas (8)**
Bill Bridges
Wilt Chamberlain
Wayne Hightower
Aaron Miles
Paul Mokeski
Kevin Pritchard
Brandon Rush
JoJo White
- Kansas State (4)**
Lew Hitch
Cartier Martin
Ed Nealy
Mitch Richmond
- Kearney State (1)**
Bart Kofoed
- Kentucky (6)**
Kelenna Azubuike
Tony Delk
Vern Hatton
Dirk Minniefield
Charles Nash
Adrian Smith
- King's (DE) (1)**
George Dempsey
- La Salle (6)**
Jack George
Thomas Gola
Norm Grekin
Tim Legler
Jack Moore
James Phelan
- Long Island (3)**
Henry Beenders
Arthur Hillhouse
Irv Toroff
- Longwood College (1)**
Jerome Kersey
- Louisiana State (3)**
Geert Hammink
Randy Livingston
Anthony Randolph
- Louisville (9)**
Butch Beard
Wesley Cox
Dwayne Morton
Enoch Olsen
Phil Rollins
Clifford Rozier
Derek Smith
Felton Spencer
Billy Thompson
- Loyola (IL) (1)**
Mike Novak
- Manhattan (2)**
Luis Flores
Ricky Marsh
- Marquette (2)**
Larry McNeill
Jerome Whitehead
- Marshall (1)**
Bob Allen
- Maryland (6)**
Steve Blake
Sarunas Jasikevicius
John Lucas
Tony Massenburg
Gene Shue
Joe Smith
- Maryland State (1)**
Levi Fontaine
- Massachusetts (2)**
Stephane Lasme
Lou Roe
- Memphis (9)**
Vincent Askew
Earl Barron
Rodney Carney
Chris Garner
Cedric Henderson
Larry Kenon
Hank McDowell
David Vaughn
Dajuan Wagner
- Miami (1)**
Rick Barry
- Michigan (7)**
Jamal Crawford
Rickey Green
Sean Higgins
Chris Hunter
George Lee
Cazzie Russell
Chris Webber
- Michigan State (5)**
Robert Armstrong
Charlie Bell
Draymond Green
Jason Richardson
Kevin Willis
- Minnesota (3)**
Sam Jacobson
Jim Petersen
John Shasky
- Mississippi (1)**
Ansu Sesay
- Mississippi State (2)**
Rickey Brown
Erick Dampier
- Missouri (1)**
Melvin Booker
- Montana (2)**
M.R. Richardson
John Stroeder
- Muhlenberg (1)**
Jake Bornheimer
- Murray State (2)**
Joe Fulks
Popeye Jones
- Nebraska (3)**
Dave Hoppen
Tony Farmer
Mikki Moore



Nevada-Las Vegas (3)

Odis Allison
Lou Amundson
Mark Wade

Nevada-Reno (1)

David Wood

New Orleans (1)

Wayne Cooper

New York University (3)

Jerome Fleishman
Ralph Kaplowitz
Barry Kramer

Niagara (1)

Larry Costello

Norfolk State (1)

Ray Epps

North Carolina (7)

Harrison Barnes
Antawn Jamison
York Larese
Bob Lewis
James Michael McAdoo
Lennie Rosenbluth
Brandon Wright

North Carolina A&T (1)

Al Attles

North Carolina State (6)

Chuck Brown
Vinny Del Negro
Todd Fuller
Tom Gugliotta
Josh Powell
Chris Washburn

Northeastern (1)

Perry Moss

Northern Arizona (1)

Andre Spencer

Northwestern (1)

Joe Ruklick

Notre Dame (3)

Rob Kurz
Troy Murphy
Donald Royal

Oakland University (1)

Keith Benson

Ohio State (3)

Jim Jackson
Neil Johnston
Jerry Lucas

Oklahoma (3)

Mookie Blaylock
Eduardo Najera
Clifford Ray

Oklahoma City (2)

Gary Hill
Herbert Koper

Oklahoma State (2)

Byron Houston
John Starks

Old Dominion (2)

Kent Bazemore
Chris Gatling

Oregon (3)

Greg Ballard
Jim Barnett
Ryan Jones

Oregon State (4)

Vic Bartolome
Lester Conner
Dave Gambee
Steve Johnson

Pacific (1)

Dell Demps

Pan American (2)

Howard Montgomery

Marshall Rogers

Pennsylvania (3)

Ernie Beck
Francis Crossin
Jack McCloskey

Pepperdine (2)

Bob O'Brien
Bob Warlick

Pittsburgh (2)

Vonteege Cummings
Chris Taft

Portland University (1)

Andy Johnson

Princeton (1)

Mike Kearns

Providence (6)

MarShon Brooks
Austin Croshere
Ruben Garces
Joseph Hassett
Dickey Simpkins
Jamel Thomas

Purdue (6)

Brian Cardinal
J.B. Carroll
Russell Cross
Paul Hoffman
Frank Kendrick
Clad Landry

Rice (2)

Bill Cross
Ricky Pierce

Rider (1)

Jason Thompson

Saint Louis (1)

Larry Hughes

Saint Mary's (CA) (3)

Frank Kudelka
Tom Meschery
Peter Thibeaux

San Diego State (1)

Malcolm Thomas

San Francisco (5)

Joe Ellis
Fred LaCour
Don Lofgran
Billy Reid
Phil Smith

San Jose State (1)

Darnell Hillman

Santa Clara (2)

Ralph Ogden
Kenny Sears

Seton Hall (1)

Ed Sadowski

Southern (1)

Avery Johnson

Southern Illinois (2)

Chris Carr
Troy Hudson

Southern Methodist (1)

Roy Pugh

Southern Mississippi (2)

Joe Courtney
Clarence Weatherspoon

S.W. Missouri State (1)

Winston Garland

Stanford (8)

Mike Bratz
Howie Dallmar
Adam Keefe
Todd Lichti
Paul Neumann
Jim Walsh
John Windsor
Tim Young

St. Bonaventure (2)

J.R. Bremer
Ken Murray

St. Joseph's (PA) (7)

Al Guokas
Matt Guokas Sr.
Dwayne Jones
Bob McNeill
Ray Radziszewski
Alexander Rosenberg
George Senesky

St. John's (NY) (4)

Daniel Finn
Shelton Jones
Chris Mullin
Bob Zawoluk

Syracuse (2)

Billy Owens
Rony Seikaly

Temple (9)

Nelson Bobb
Costic Borsavage
Marc Jackson
Bill Kennedy
Hal Lear
Thomas Milkvy
Angelo Musi
Guy Rodgers
Jerry Rullo

Tennessee (4)

Bernard King
Paul Walther
C.J. Watson
Tony White

Tennessee State (1)

Carlos Rogers

Texas A&M (3)

Walter Davis
Acie Law IV
Robert "Sonny" Parker

Texas-El Paso (3)

Dave Feitl
Tim Hardaway
Dave Lattin

Texas Southern (1)

Woody Sauldsberry

Texas Tech (2)

Mark Davis
Geoff Huston

Texas Wesleyan (1)

Easy Parham

Tulane (1)

Mel Payton

Tulsa (4)

Steve Bracey
Steve Harris
James King
Paul Pressey

UCLA (11)

Mahdi Abdul-Rahman
Matt Barnes
Baron Davis
Keith Erickson
Dan Gadzuric
Marques Johnson
Kevon Looney
Gerald Madkins
Willie Naulls
Raymond Townsend
Jamaal Wilkes

U.C. Santa Barbara (1)

Brian Shaw

USC (3)

Dewayne Dedmon
John Rudometkin
Gus Williams

Utah (6)

Andrew Bogut
Vern Gardner
Josh Grant
Pace Mannion
Fred Sheffield
Kelvin Upshaw

Utah State (2)

Pat Dunn
Nate Williams

Vanderbilt (3)

Festus Ezeli
Dan Langhi
Clyde Lee

Villanova (6)

Paul Arizin
Thomas Brennan
Lawrence Hennessy
James Mooney
Bob Schaffer
Hubie White

Virginia (2)

Ralph Sampson
Othell Wilson

Virginia Tech (1)

Bimbo Coles

VMI (1)

Reggie Williams

Wake Forest (3)

Muggsy Bogues
Rusty LaRue
Ish Smith

Washington (5)

Charles Dudley
Justin Holiday
Nate Robinson
Lorenzo Romar
Chris Welp

Washington State (4)

Gale Bishop
Don Collins
Klay Thompson
Guy Williams

West Texas State (1)

Charles Halbert

West Virginia (3)

Tony Robertson
Ron Williams
Mark Workman

Western Carolina (1)

Thomas Wilson

Western Kentucky (2)

Tellis Frank
Charley Parsley

Whitworth (1)

Ralph Polson

Wichita State (1)

Lymbert Johnson

Wyoming (4)

Chris Engler
Ron Livingstone
Moe Radovich
Kenneth Sailors

Xavier (2)

Jordan Crawford
Tyronne Hill

Youngstown State (1)

Leo Mogus

For The Record:

All-Time Roster includes 495 players, representing 184 colleges & universities.

Most Represented:

UCLA (11)
Louisville (9)
Temple (9)
Memphis (9)
Stanford (8)
Kansas (8)
Georgia Tech (8)

26 players did not play in college:

Leandro Barbosa
Marco Belinelli
Andris Biedrins
Kwame Brown
Stan Brown
Zarko Cabarkapa
Monta Ellis
Joseph Graboski
Al Harrington
Stephen Jackson
Ognjen Kuzmic
Shaun Livingston
Sarunas Marciulionis
DJ Mbenga
John Murphy
Nemanja Nedovic
Jermaine O'Neal
Kosta Perovic
Mickael Pietrus
Vladimir Radmanovic
Oscar Torres
Nikoloz Tskitshvili
Jeremy Tyler
Anderson Varejao
Jiri Welsch
Dorell Wright

WARRIORS ALL-TIME ROSTER

(STATISTICS INCLUDE ONLY THOSE GAMES PLAYED WITH WARRIORS)

YEAR	G	MIN	FGM	FGA	PCT	3FG	3FGA	PCT	FTM	FTA	PCT	OFF	DEF	TOT	AST	PF-DQ	STL	BLK	PTS	AVG
MAHDI ABDUL-RAHMAN																				
72-73	46	629	82	196	.418	—	—	—	44	51	.863	—	—	78	112	91-1	—	—	208	4.5
PLAYOFF RECORD																				
72-73	11	215	30	84	.357	—	—	—	12	12	1.000	—	—	20	28	24-0	—	—	72	6.5
TOM ABERNETHY																				
78-79	70	1219	173	342	.515	—	—	—	70	94	.745	74	142	216	79	133-1	39	13	422	6.0
79-80	67	1222	153	318	.481	0	1	.000	56	82	.683	62	129	191	87	118-0	35	12	362	5.4
80-81	10	39	1	3	.333	0	0	—	2	3	.667	1	7	8	1	5-0	1	0	4	0.4
TOTALS	147	2480	327	663	.493	0	1	.000	128	179	.715	137	278	415	167	256-1	75	25	788	5.4
JEFF ADRIEN																				
10-11	23	195	23	54	.426	0	0	—	11	19	.579	23	35	58	10	28-1	4	5	57	2.5
CHUCK ALEKSINAS																				
84-85	74	1114	161	337	.478	0	1	.000	55	75	.733	87	183	270	36	171-1	15	15	377	5.1
VICTOR ALEXANDER																				
91-92	80	1350	243	459	.529	0	1	.000	103	149	.691	106	230	336	32	176-0	45	62	589	7.4
92-93	72	1753	344	667	.516	10	22	.455	111	162	.685	132	288	420	93	218-2	34	53	809	11.2
93-94	69	1318	266	502	.530	2	13	.154	68	129	.527	114	194	308	66	168-0	28	32	602	8.7
94-95	50	1237	230	447	.515	6	25	.240	36	60	.600	87	204	291	60	145-2	28	29	502	10.0
TOTALS	271	5658	1083	2075	.522	18	61	.295	318	500	.636	439	916	1355	251	707-4	135	176	2502	9.2
PLAYOFF RECORD																				
91-92	4	24	3	5	.600	0	0	—	1	1	1.000	1	5	6	1	8-0	2	0	7	1.8
93-94	Did not play due to coach's decision																			
TOTALS	4	24	3	5	.600	0	0	—	1	1	1.000	1	5	6	1	8-0	2	0	7	1.8
STEVE ALFORD																				
88-89	57	868	145	313	.463	20	53	.377	49	59	.831	10	59	69	83	54-0	44	3	359	6.3
PLAYOFF RECORD																				
88-89	6	52	9	22	.409	4	9	.444	3	4	.750	2	2	4	5	7-0	2	0	25	4.2
BOB ALLEN																				
68-69	27	232	14	43	.326	—	—	—	36	70	.556	—	—	56	10	27-0	—	—	48	1.8
PLAYOFF RECORD																				
68-69	3	19	0	4	.000	—	—	—	4	7	.571	—	—	6	0	2-0	—	—	4	1.3
ODIS ALLISON JR.																				
71-72	36	166	17	78	.218	—	—	—	33	61	.541	—	—	45	10	34-0	—	—	67	1.9
LOUIS "LOU" AMUNDSON																				
10-11	46	691	83	183	.454	0	0	—	34	87	.391	81	104	185	17	87-1	14	33	200	4.3
GILBERT ARENAS																				
01-02	47	1155	174	384	.453	39	113	.345	124	160	.775	41	91	132	174	115-3	69	11	511	10.9
02-03	82	2866	509	1180	.431	109	313	.348	370	468	.791	97	289	386	514	260-3	124	17	1497	18.3
TOTALS	129	4021	683	1564	.437	148	426	.347	494	628	.787	138	380	518	688	375-6	193	28	2008	15.6
PAUL ARIZIN																				
50-51	65	—	352	864	.407	—	—	—	417	526	.793	—	—	640	138	284-18	—	—	1121	17.2
51-52	66	2939	548	1222	.448	—	—	—	578	707	.818	—	—	745	170	250-5	—	—	1674	25.4
54-55	72	2953	529	1325	.399	—	—	—	454	585	.776	—	—	675	210	270-5	—	—	1512	21.0
55-56	72	2724	617	1378	.448	—	—	—	507	626	.810	—	—	539	189	282-11	—	—	1741	24.2
56-57	71	2767	613	1451	.422	—	—	—	591	713	.829	—	—	561	150	274-13	—	—	1817	25.6
57-58	68	2377	483	1229	.393	—	—	—	440	544	.809	—	—	503	135	235-7	—	—	1406	20.7
58-59	70	2799	632	1466	.431	—	—	—	587	722	.813	—	—	637	119	264-7	—	—	1851	26.4
59-60	72	2618	593	1400	.423	—	—	—	420	526	.798	—	—	621	165	263-6	—	—	1606	22.3
60-61	79	2935	650	1529	.425	—	—	—	532	639	.833	—	—	681	188	335-11	—	—	1832	23.2
61-62	78	2785	611	1490	.410	—	—	—	484	601	.805	—	—	527	201	307-18	—	—	1706	21.9
TOTALS	713	24,897	5628	13,354	.421	—	—	—	5010	6189	.810	—	—	6129	1665	2764-101	—	—	16,266	23.0
PLAYOFF RECORD																				
50-51	2	—	14	27	.519	—	—	—	13	16	.813	—	—	20	3	10-1	—	—	41	20.5
51-52	3	120	24	53	.453	—	—	—	29	33	.879	—	—	38	8	17-2	—	—	77	25.7
55-56	10	409	103	229	.450	—	—	—	83	99	.838	—	—	84	29	31-1	—	—	289	28.9
56-57	2	22	3	8	.375	—	—	—	3	5	.600	—	—	8	1	3-0	—	—	9	4.5
57-58	8	309	66	169	.391	—	—	—	56	72	.778	—	—	62	16	26-1	—	—	188	23.5
59-60	9	371	84	195	.431	—	—	—	69	79	.873	—	—	86	33	29-0	—	—	237	26.3
60-61	3	125	22	67	.328	—	—	—	23	33	.697	—	—	26	12	17-2	—	—	67	22.3
61-62	12	459	95	253	.375	—	—	—	88	102	.863	—	—	80	26	44-1	—	—	278	23.2
TOTALS	49	1815	411	1001	.411	—	—	—	364	439	.829	—	—	404	128	177-8	—	—	1186	24.2
ALL-STAR RECORD																				
1951	—	—	7	12	.583	—	—	—	1	2	.500	—	—	7	0	2-0	—	—	15	—
1952	—	32	9	13	.692	—	—	—	8	8	1.000	—	—	6	0	1-0	—	—	26	—
1955	—	23	4	9	.444	—	—	—	1	2	.500	—	—	2	2	5-0	—	—	9	—
1956	—	28	5	13	.385	—	—	—	3	5	.600	—	—	7	1	6-1	—	—	13	—
1957	—	26	6	13	.462	—	—	—	1	2	.500	—	—	5	0	2-0	—	—	13	—
1958	—	29	11	17	.647	—	—	—	2	2	1.000	—	—	8	2	3-0	—	—	24	—

WARRIORS ALL-TIME ROSTER



YEAR	G	MIN	FGM	FGA	PCT	3FG	3FGA	PCT	FTM	FTA	PCT	OFF	DEF	TOT	AST	PF-DQ	STL	BLK	PTS	AVG
PAULARIZIN																				
1959	—	30	4	15	.267	—	—	—	8	9	.889	—	—	8	0	2-0	—	—	16	—
1960 Selected (did not play, injured)																				
1961	—	17	6	12	.500	—	—	—	5	6	.833	—	—	2	1	4-0	—	—	17	—
1962	—	21	2	12	.167	—	—	—	—	—	—	—	—	2	0	4-0	—	—	4	—
TOTALS	9	206	54	116	.466	—	—	—	29	36	.806	—	—	47	6	29-1	—	—	137	15.2
B.J. ARMSTRONG																				
95-96	82	2262	340	727	.468	98	207	.473	234	279	.939	22	162	184	401	147-0	68	6	1012	12.3
96-97	49	1020	148	327	.453	25	90	.278	68	79	.861	7	67	74	126	56-0	25	2	389	7.9
97-98	4	59	6	19	.316	0	1	.000	5	7	.714	4	3	7	6	6-0	4	0	17	4.3
TOTALS	135	3341	494	1073	.460	123	298	.413	307	365	.841	33	232	265	533	209-0	97	8	1418	10.5
HILTON ARMSTRONG																				
13-14	15	97	9	19	.474	0	0	---	7	16	.438	19	28	47	5	11-1	4	4	25	1.7
ROBERT ARMSTRONG																				
56-57	19	110	11	37	.297	—	—	—	6	12	.500	—	—	239	3	13-0	—	—	228	1.5
VINCENT ASKEW																				
90-91	7	85	12	25	.480	0	0	—	9	11	.818	7	4	11	13	21-1	2	0	33	4.7
91-92	80	1496	193	379	.509	1	10	.100	111	160	.694	89	144	233	188	128-1	47	23	498	6.2
TOTALS	87	1581	205	404	.507	1	10	.100	120	171	.702	96	148	244	201	149-2	49	23	531	6.1
PLAYOFF RECORD																				
90-91	6	41	6	15	.400	0	0	—	3	6	.500	5	6	11	2	6-0	2	0	15	2.5
91-92	4	30	1	8	.125	0	0	—	0	0	—	3	1	4	5	3-0	0	0	2	0.5
TOTALS	10	71	7	23	.304	0	0	—	3	6	.500	8	7	15	7	9-0	2	0	17	1.7
AL ATTLES																				
60-61	77	1544	222	543	.409	—	—	—	97	162	.599	—	—	214	174	235-5	—	—	541	7.0
61-62	75	2468	343	724	.474	—	—	—	158	267	.592	—	—	355	333	279-8	—	—	844	11.3
62-63	71	1876	301	630	.478	—	—	—	133	206	.646	—	—	205	184	253-7	—	—	735	10.4
63-64	70	1883	289	640	.452	—	—	—	185	275	.673	—	—	236	197	249-4	—	—	763	10.9
64-65	73	1733	254	662	.384	—	—	—	171	274	.624	—	—	239	205	242-7	—	—	679	9.3
65-66	79	2053	364	724	.503	—	—	—	154	252	.611	—	—	322	225	265-7	—	—	882	11.2
66-67	69	1764	212	467	.454	—	—	—	88	151	.583	—	—	321	269	265-13	—	—	512	7.3
67-68	67	1992	252	540	.467	—	—	—	150	216	.694	—	—	276	390	284-9	—	—	654	9.8
68-69	51	1516	162	359	.451	—	—	—	95	149	.638	—	—	181	306	183-3	—	—	419	8.2
69-70	45	676	78	202	.386	—	—	—	75	113	.664	—	—	74	142	103-0	—	—	231	5.1
70-71	34	321	22	54	.407	—	—	—	24	41	.585	—	—	40	58	59-2	—	—	68	2.0
TOTALS	711	17,826	2499	5545	.451	—	—	—	1330	2106	.632	—	—	2463	2483	2417-65	—	—	6328	8.9
PLAYOFF RECORD																				
60-61	3	110	12	26	.462	—	—	—	5	14	.357	—	—	12	9	14-0	—	—	29	9.7
61-62	12	338	28	76	.368	—	—	—	17	31	.548	—	—	55	27	54-4	—	—	73	6.1
63-64	12	386	58	144	.403	—	—	—	30	56	.536	—	—	37	30	54-5	—	—	146	12.2
66-67	15	237	20	46	.435	—	—	—	6	16	.375	—	—	62	38	45-1	—	—	46	3.1
67-68	10	277	25	62	.403	—	—	—	23	30	.767	—	—	53	70	49-2	—	—	73	7.3
68-69	6	109	7	21	.333	—	—	—	1	4	.250	—	—	18	21	17-0	—	—	15	2.5
70-71	4	47	4	7	.571	—	—	—	4	7	.571	—	—	8	11	13-0	—	—	12	3.0
TOTALS	62	1504	154	382	.403	—	—	—	86	158	.544	—	—	245	206	246-12	—	—	394	6.4
KELENN AZUBUIKE																				
06-07	41	669	98	220	.445	34	79	.430	61	78	.782	26	68	94	28	49-0	22	10	291	7.1
07-08	81	1732	261	587	.445	71	195	.364	99	138	.717	107	217	324	75	159-1	45	34	692	8.5
08-09	74	2375	392	845	.464	94	210	.448	185	229	.808	112	258	370	117	183-2	57	50	1063	14.4
09-10	9	231	48	88	.545	10	27	.370	19	28	.679	12	29	41	10	16-0	5	9	125	13.9
TOTALS	196	4776	751	1652	.455	199	484	.411	345	445	.775	245	543	788	220	391-3	124	94	2046	10.4
PLAYOFF RECORD																				
06-07	6	15	1	3	.333	0	1	.000	2	2	1.000	1	3	4	0	1-0	1	0	4	0.7
GREG BALLARD																				
85-86	75	1792	272	570	.477	17	35	.486	101	126	.802	132	285	417	83	174-0	65	8	662	8.8
86-87	82	1579	248	564	.440	15	40	.375	68	91	.747	99	241	340	108	167-0	50	15	579	7.1
TOTALS	157	3371	512	1134	.451	32	75	.427	169	217	.780	231	526	757	191	341-0	115	23	1241	7.9
PLAYOFF RECORD																				
86-87	10	179	26	48	.542	4	10	.400	3	4	.750	18	22	40	19	16-0	8	0	59	5.9
LEANDRO BARBOSA																				
14-15	66	982	183	386	.474	43	112	.384	58	74	.784	23	68	91	99	87-0	41	8	467	7.1
15-16	68	1079	171	370	.462	39	110	.355	52	62	.839	28	89	117	82	107-0	44	10	433	6.4
TOTALS	134	2061	354	756	.468	82	222	.369	110	136	.809	51	157	208	181	194-0	85	18	900	6.7
PLAYOFF RECORD																				
14-15	21	229	39	88	.443	8	23	.348	18	22	.818	8	19	27	18	24-0	6	1	104	5.0
15-16	23	254	51	88	.580	11	28	.393	16	21	.762	11	16	27	15	24-0	11	1	129	5.6
TOTALS	44	483	90	176	.511	19	51	.373	34	43	.791	19	35	54	33	48-0	17	2	233	5.3

WARRIORS ALL-TIME ROSTER



YEAR	G	MIN	FGM	FGA	PCT	3FG	3FGA	PCT	FTM	FTA	PCT	OFF	DEF	TOT	AST	PF-DQ	STL	BLK	PTS	AVG
HT: 6'3" WT: 185 LOUISVILLE BORN: MAY 4, 1947																				
73-74	79	2134	316	617	.512	—	—	—	173	234	.739	136	253	389	300	241-11	105	9	508	6.4
74-75	82	2521	408	773	.528	—	—	—	232	279	.832	116	200	316	345	297-9	132	11	1048	12.8
TOTALS	161	4655	724	1390	.521	—	—	—	405	513	.789	252	453	705	645	538-20	237	20	1556	9.6
PLAYOFF RECORD																				
74-75	17	448	60	146	.411	—	—	—	34	53	.642	23	49	72	53	64-1	24	2	154	9.1
HT: 6'4" WT: 190 PENNSYLVANIA BORN: DECEMBER 11, 1931																				
53-54	15	422	39	142	.275	—	—	—	34	43	.791	—	—	50	34	29-0	—	—	112	7.5
55-56	67	1007	136	351	.387	—	—	—	76	106	.717	—	—	196	79	86-0	—	—	348	5.2
56-57	72	1743	195	508	.384	—	—	—	111	157	.707	—	—	312	190	155-1	—	—	501	7.0
57-58	71	1974	272	683	.398	—	—	—	170	203	.837	—	—	370	190	173-2	—	—	714	10.1
58-59	70	1017	163	418	.390	—	—	—	43	65	.662	—	—	176	89	124-0	—	—	369	5.3
59-60	66	809	114	294	.388	—	—	—	27	32	.844	—	—	127	72	90-0	—	—	255	3.9
TOTALS	361	5543	919	2396	.383	—	—	—	461	606	.761	—	—	1231	654	657-3	—	—	2299	6.3
PLAYOFF RECORD																				
55-56	10	250	31	72	.431	—	—	—	22	31	.710	—	—	51	22	32-1	—	—	84	8.4
56-57	2	39	14	38	.368	—	—	—	3	3	1.000	—	—	10	5	4-0	—	—	31	15.5
57-58	8	156	23	61	.377	—	—	—	6	9	.667	—	—	32	13	16-0	—	—	52	6.5
59-60	4	22	4	9	.444	—	—	—	0	1	1.000	—	—	6	3	1-0	—	—	8	2.0
TOTALS	24	517	72	180	.400	—	—	—	31	44	.705	—	—	99	43	53-1	—	—	175	7.3
HT: 6'6" WT: 185 LONG ISLAND BORN: JUNE 2, 1916																				
47-48	45	—	76	269	.283	—	—	—	51	82	.622	—	—	—	13	99-0	—	—	203	4.5
PLAYOFF RECORD																				
47-48	12	—	8	35	.229	—	—	—	6	8	.750	—	—	—	4	15-0	—	—	23	1.9
HT: 6'5" WT: 200 ITALY BORN: MARCH 25, 1986																				
07-08	33	241	36	93	.387	16	41	.390	7	9	.778	3	11	14	15	15-0	5	0	95	2.9
08-09	42	882	140	317	.442	52	131	.397	40	52	.769	10	61	71	88	73-0	36	1	372	8.9
TOTALS	75	1123	176	410	.429	68	172	.395	47	61	.770	13	72	85	103	88-0	41	1	467	6.2
HT: 6'3" WT: 200 MICHIGAN STATE BORN: MARCH 12, 1979																				
10-11	19	170	12	43	.279	6	21	.286	2	4	.500	6	12	18	13	13-0	6	1	32	1.7
HT: 6'5" WT: 215 FLORIDA INTERNATIONAL BORN: SEPTEMBER 19, 1976																				
09-10	1	23	4	6	.667	3	3	1.000	0	0	—	0	2	2	3	2-0	0	0	11	11.0
HT: 6'11" WT: 230 OAKLAND BORN: AUGUST 13, 1988																				
11-12	3	9	0	1	.000	0	0	—	0	0	—	2	1	3	0	0-0	0	0	0	0.0
HT: 7'0" WT: 240 LATVIA BORN: APRIL 2, 1986																				
04-05	30	384	45	78	.577	0	1	.000	19	40	.475	47	71	118	12	87-2	12	24	109	3.6
05-06	68	1000	118	185	.638	0	0	—	22	72	.306	124	159	283	24	190-2	23	47	258	3.8
06-07	82	2382	348	581	.599	0	0	—	87	167	.521	251	511	762	88	304-6	67	136	783	9.5
07-08	76	2078	340	543	.626	0	0	—	116	187	.620	256	488	744	75	262-4	56	94	796	10.5
08-09	62	1863	308	533	.578	0	1	.000	119	216	.551	223	470	693	121	236-8	63	96	735	11.9
09-10	33	763	81	137	.591	0	0	—	4	25	.160	63	196	259	57	117-3	20	44	166	5.0
10-11	59	1397	142	266	.534	0	0	—	10	31	.323	145	281	426	60	198-6	52	52	294	5.0
11-12	47	739	39	64	.609	0	0	—	1	9	.111	45	131	176	16	125-2	23	45	79	1.7
12-13	53	495	10	21	.476	0	0	—	4	13	.308	34	119	153	14	101-1	15	42	24	0.5
TOTALS	510	11,101	1431	2408	.594	0	2	.000	382	760	.503	1188	2426	3614	467	1620-34	331	580	3244	6.4
PLAYOFF RECORD																				
06-07	11	267	27	37	.730	0	0	—	16	30	.533	19	50	69	5	29-0	8	17	70	6.4
12-13	3	17	0	0	—	0	0	—	0	0	—	2	5	7	1	6-0	0	2	0	0.0
TOTALS	14	284	27	37	.730	0	0	—	16	30	.533	21	55	76	6	35-0	8	19	70	5.0
HT: 6'3" WT: 195 WASHINGTON STATE BORN: JUNE 4, 1922																				
48-49	56	170	—	523	.325	—	—	—	127	195	.651	—	—	—	92	137-	—	—	467	8.3
PLAYOFF RECORD																				
48-49	2	—	7	26	.269	—	—	—	4	8	.500	—	—	—	2	3-0	—	—	18	9.0
HT: 7'1" WT: 250 INDIANA BORN: MARCH 26, 1962																				
89-90	40	481	33	87	.379	0	0	—	17	31	.548	28	71	99	24	93-0	1	22	83	2.1
HT: 6'3" WT: 172 MARYLAND BORN: FEBRUARY 26, 1980																				
13-14	28	607	45	120	.375	27	79	.342	5	8	.625	5	51	56	102	36-0	20	6	122	4.4
PLAYOFF RECORD																				
13-14	6	45	4	12	.333	3	10	.300	0	1	.000	1	3	4	2	2-0	0	0	11	1.8
HT: 6'1" WT: 185 OKLAHOMA BORN: MARCH 20, 1967																				
99-00	73	2459	327	837	.391	101	301	.336	67	95	.705	55	215	270	489	122-0	146	22	822	11.3
00-01	69	2352	317	801	.396	73	225	.324	53	76	.697	71	201	272	462	134-1	163	20	760	11.0
01-02	35	599	50	146	.342	15	42	.357	4	8	.500	8	44	52	114	20-0	24	4	119	3.4
TOTALS	177	5410	694	1784	.389	189	568	.333	124	179	.693	134	460	373	656	276-1	333	46	1701	9.6
HT: 6'10" WT: 242 CINCINNATI BORN: JANUARY 4, 1969																				
00-01	38	918	107	247	.433	2	8	.250	43	68	.632	146	169	315	51	90-1	29	17	259	6.8

WARRIORS ALL-TIME ROSTER

YEAR	G	MIN	FGM	FGA	PCT	3FG	3FGA	PCT	FTM	FTA	PCT	OFF	DEF	TOT	AST	PF-DQ	STL	BLK	PTS	AVG	
NELSON BOBB																					
															HT: 6'0" WT: 170 TEMPLE BORN: FEBRUARY 25, 1924						
49-50	57	—	80	248	.323	—	—	—	82	131	.626	—	—	—	46	97-	—	—	242	4.2	
50-51	53	—	52	158	.329	—	—	—	44	79	.557	—	—	—	101	82	83-	—	148	2.8	
51-52	62	1192	110	306	.359	—	—	—	99	167	.593	—	—	—	147	168	182-9	—	319	5.1	
52-53	55	1286	119	318	.374	—	—	—	105	162	.648	—	—	—	157	192	161-7	—	343	6.2	
TOTALS	227	2478	361	1030	.350	—	—	—	330	539	.612	—	—	405	488	523-19	—	—	1052	4.6	
PLAYOFF RECORD																					
49-50	2	—	1	3	.333	—	—	—	0	0	—	—	—	—	1	3-	—	—	2	1.0	
50-51	1	—	0	0	—	—	—	—	0	0	—	—	—	—	0	2	2-	—	0	0.0	
51-52	3	—	1	3	.333	—	—	—	2	5	.400	—	—	—	2	1	4-	—	4	1.3	
TOTALS	6	—	2	6	.333	—	—	—	2	5	.400	—	—	2	4	9-	—	—	6	1.0	
TYRONE "MUGGSY" BOGUES																					
															HT: 5'3" WT: 141 WAKE FOREST BORN: JANUARY 9, 1965						
97-98	59	1554	139	318	.437	4	16	.250	59	66	.894	30	101	131	327	57-0	65	3	341	5.8	
98-99	36	714	76	154	.494	0	6	.000	31	36	.861	16	57	73	134	44-0	43	1	183	5.1	
TOTALS	95	2268	215	472	.456	4	20	.200	90	102	.882	46	158	204	461	101-0	108	4	524	5.5	
ANDREW BOGUT																					
															HT: 7'0" WT: 260 AUSTRALIA / UTAH BORN: NOVEMBER 28, 1984						
11-12	Injured - did not appear in any games with Warriors																				
12-13	32	786	83	184	.451	1	1	1.000	19	38	.500	68	177	245	67	85-0	20	55	186	5.8	
13-14	67	1769	235	375	.627	0	0	—	22	64	.344	182	489	617	112	210-3	48	121	492	7.3	
14-15	67	1583	200	355	.563	0	0	—	22	42	.524	141	402	543	180	188-2	39	113	422	6.3	
15-16	70	1451	175	279	.627	1	1	1.000	24	50	.480	121	371	492	162	221-4	33	114	375	5.4	
TOTALS	236	5589	693	1193	.581	2	2	1.000	87	194	.448	512	1439	1951	521	704-9	139	403	1475	6.3	
PLAYOFF RECORD																					
12-13	12	327	39	67	.582	0	0	—	8	23	.348	39	92	131	22	39-0	6	18	86	7.2	
13-14	Injured - did not appear in any playoff games																				
14-15	19	440	42	75	.560	0	1	.000	5	13	.385	41	112	153	36	69-3	11	34	89	4.7	
15-16	22	365	48	77	.623	0	2	.000	5	14	.357	47	78	125	30	72-2	14	35	101	4.6	
TOTALS	53	1132	129	219	.589	0	3	.000	18	50	.360	127	282	409	88	180-5	31	87	276	5.2	
MANUTE BOL																					
															HT: 7'7" WT: 225 UNIV. OF BRIDGEPORT BORN: OCTOBER 6, 1962						
88-89	80	1769	127	344	.369	20	91	.220	40	66	.606	116	346	462	27	226-2	11	345	314	3.9	
89-90	75	1310	56	169	.331	9	48	.188	25	49	.510	33	243	276	36	194-3	13	238	146	3.9	
94-95	5	81	6	10	.600	3	5	.600	0	0	—	1	11	12	0	10-0	0	9	15	3.0	
TOTALS	160	3360	189	523	.361	32	144	.222	65	115	.565	150	600	750	63	430-5	24	592	475	3.0	
PLAYOFF RECORD																					
88-89	8	148	7	36	.194	2	22	.091	2	7	.286	5	26	31	1	21-0	2	29	18	2.3	
MELVIN BOOKER																					
															HT: 6'1" WT: 188 MISSOURI BORN: AUGUST 20, 1972						
96-97	16	409	44	101	.436	11	35	.314	18	20	.900	7	21	28	50	28-0	3	20	117	7.3	
JACOB "JAKE" BORNHEIMER																					
															HT: 6'5" WT: 205 MUEHLBERG BORN: JUNE 29, 1927						
48-49	15	—	34	109	.312	—	—	—	20	29	.690	—	—	—	13	47-	—	—	88	5.9	
49-50	60	—	88	305	.289	—	—	—	78	117	.667	—	—	—	40	111-	—	—	254	4.2	
TOTALS	75	—	122	414	.295	—	—	—	98	146	.667	—	—	—	53	158-	—	—	342	4.6	
PLAYOFF RECORD																					
48-49	2	—	7	17	.412	—	—	—	6	9	.667	—	—	—	2	11-1	—	—	20	10.0	
49-50	2	—	1	3	.333	—	—	—	0	0	—	—	—	—	0	2-0	—	—	2	1.0	
TOTALS	4	—	8	20	.400	—	—	—	6	9	.667	—	—	—	2	13-1	—	—	22	5.5	
COSTIC BORSAVAGE																					
															HT: 6'1" WT: 200 TEMPLE BORN: JULY 25, 1924						
50-51	24	—	26	74	.351	—	—	—	12	18	.667	—	—	—	24	4	34-1	—	—	64	2.7
EARL BOYKINS																					
															HT: 5'5" WT: 133 EASTERN MICHIGAN BORN: JUNE 2, 1976						
02-03	68	1321	199	464	.429	29	77	.377	173	200	.865	35	53	88	221	75-0	38	4	600	8.8	
STEVE BRACEY																					
															HT: 6'1" WT: 175 TULSA BORN: AUGUST 1, 1950						
74-75	42	340	54	130	.415	—	—	—	25	38	.658	10	28	38	52	41-0	14	1	133	3.2	
PLAYOFF RECORD																					
74-75	4	14	3	7	.429	—	—	—	4	4	1.000	0	1	1	3	1-0	3	0	10	2.5	
MIKE BRATZ																					
															HT: 6'2" WT: 185 STANFORD BORN: OCTOBER 17, 1955						
74-75	4	14	3	7	.429	—	—	—	4	4	1.000	0	1	1	3	1-0	3	0	10	2.5	
83-84	82	1428	213	521	.409	15	51	.294	120	137	.876	41	102	143	252	155-0	84	6	561	6.8	
84-85	56	746	106	250	.424	6	26	.231	69	82	.841	11	47	58	122	76-1	47	4	287	5.1	
TOTALS	138	2174	319	771	.414	21	77	.273	189	219	.863	52	149	201	374	231-1	131	10	748	5.4	
J.R. BREMER																					
															HT: 6'2" WT: 185 ST. BONAVENTURE BORN: SEPTEMBER 19, 1980						
03-04	5	40	4	21	.190	0	8	.000	0	0	—	—	—	—	1	3	12	5-0	0	8	1.6
THOMAS BRENNAN																					
															HT: 6'3" WT: 195 VILLANOVA BORN: AUGUST 6, 1930						
54-55	11	52	5	11	.455	—	—	—	0	0	—	—	—	—	5	5-0	—	—	10	0.9	
RON BREWER																					
															HT: 6'4" WT: 185 ARKANSAS BORN: SEPTEMBER 16, 1955						
82-83	53	1401	246	562	.438	7	15	.467	98	119	.824	50	57	107	69	96-0	70	19	597	11.3	
83-84	13	210	27	58	.466	0	1	.000	11	17	.647	5	8	13	6	10-0	6	5	65	5.0	
TOTALS	66	1611	273	620	.440	7	16	.438	109	136	.801	55	65	120	75	106-0	76	24	662	10.0	
BILL BRIDGES																					
															HT: 6'6" WT: 235 KANSAS BORN: APRIL 4, 1939						
74-75	15	108	15	36	.417	—	—	—	1	4	.250	18	22	40	4	19-0	4	0	31	2.1	
PLAYOFF RECORD																					
74-75	14	148	10	23	.435	—	—	—	2	7	.286	13	36	49	7	23-0	9	4	22	1.6	

WARRIORS ALL-TIME ROSTER



YEAR	G	MIN	FGM	FGA	PCT	3FG	3FGA	PCT	FTM	FTA	PCT	OFF	DEF	TOT	AST	PF-DQ	STL	BLK	PTS	AVG
MARSHON BROOKS																HT: 6'5" WT: 200 PROVIDENCE BORN: JANUARY 26, 1989				
13-14	7	15	5	13	.385	0	2	.000	3	4	.750	1	4	5	0	0-0	1	0	13	1.9
CHUCKY BROWN																HT: 6'8" WT: 220 NORTH CAROLINA ST. BORN: FEBRUARY 29, 1968				
00-01	6	74	9	20	.450	0	2	.000	6	10	.600	3	15	18	5	10-0	3	1	24	4.0
KWAME BROWN																HT: 6'11" WT: 270 GLYNN ACADEMY HS (GA) BORN: MARCH 10, 1982				
11-12	9	187	21	40	.525	0	0	—	15	34	.441	16	41	57	4	21-0	8	0	57	6.3
RICKEY BROWN																HT: 6'10" WT: 235 MISSISSIPPI STATE BORN: AUGUST 20, 1958				
80-81	45	580	83	162	.512	—	—	—	16	21	.762	52	114	166	21	103-4	9	14	182	4.2
81-82	82	1260	192	418	.459	—	—	—	86	122	.705	136	228	364	19	243-4	36	29	470	5.7
82-83	50	743	118	245	.482	—	—	—	40	65	.615	56	122	178	19	126-0	8	21	276	5.5
TOTALS	177	2583	393	825	.476	—	—	—	142	208	.683	244	464	708	56	472-8	53	64	928	5.2
STAN BROWN																HT: 6'3" WT: 200 BORN: JUNE 27, 1929				
47-48	19	19	—	71	.268	—	—	—	2	19	.632	—	—	—	1	16-0	—	—	50	2.6
51-52	15	141	22	63	.349	—	—	—	10	18	.556	—	—	17	9	32-0	—	—	54	3.6
TOTALS	34	141	41	134	.306	—	—	—	22	37	.595	—	—	17	10	48-0	—	—	104	3.1
WALTER BUDKO																HT: 6'5" WT: 220 COLUMBIA BORN: JUNE 30, 1925				
51-52	63	1126	97	240	.404	—	—	—	60	89	.674	—	—	232	91	96-10	—	—	254	4.0
PLAYOFF RECORD																				
51-52	3	—	6	14	.429	—	—	—	4	7	.571	—	—	12	5	11-0	—	—	16	5.3
JUD BUECHLER																HT: 6'6" WT: 220 ARIZONA '90 BORN: JUNE 19, 1968				
91-92	15	121	10	33	.303	0	1	.000	9	12	.750	10	18	28	10	11-0	9	3	29	1.9
92-93	70	1287	176	403	.437	20	59	.339	65	87	.747	81	114	195	94	98-0	47	19	437	6.2
93-94	36	218	42	84	.500	12	29	.414	10	20	.500	13	19	32	16	24-0	8	1	106	2.9
TOTALS	121	1626	228	520	.438	32	89	.360	84	119	.706	104	151	255	120	133-0	64	23	572	4.7
STEVE BURTT																HT: 6'2" WT: 185 IONA BORN: NOVEMBER 5, 1962				
84-85	47	418	72	188	.383	0	1	.000	53	77	.688	10	18	28	20	76-0	21	4	197	4.2
WILL BYNUM																HT: 6'0" WT: 185 GEORGIA TECH BORN: JANUARY 4, 1983				
05-06	15	162	21	52	.404	2	9	.222	10	16	.625	3	9	12	19	10-0	7	0	54	3.6
ZARKO CABARKAPA																HT: 6'11" WT: 225 SERBIA & MONTENEGRO BORN: MAY 21, 1981				
04-05	37	464	82	170	.482	13	36	.361	52	64	.813	33	66	99	25	59-0	10	5	229	6.2
05-06	61	505	67	174	.385	5	20	.250	60	84	.714	37	74	111	20	87-0	13	7	199	3.3
06-07	Missed entire season due to injury																			
TOTALS	98	969	149	344	.433	18	56	.321	112	148	.757	70	140	210	45	146-0	23	12	428	4.4
JASON CAFFEY																HT: 6'8" WT: 256 ALABAMA BORN: JUNE 12, 1973				
97-98	29	713	126	267	.472	0	1	.000	63	97	.649	84	87	171	31	89-3	12	3	315	10.9
98-99	35	876	123	277	.444	0	1	.000	62	98	.633	79	126	205	18	113-1	24	9	308	8.8
99-00	71	2159	323	675	.479	0	2	.000	206	345	.597	189	293	482	119	269-11	62	20	852	12.0
TOTALS	135	3748	572	1219	.469	0	4	.000	331	540	.613	352	506	858	168	471-15	98	32	1475	10.9
BRIAN CARDINAL																HT: 6'8" WT: 245 PURDUE BORN: MAY 2, 1977				
03-04	76	1634	220	466	.472	55	124	.444	238	271	.878	100	217	317	103	206-0	66	20	733	9.6
RODNEY CARNEY																HT: 6'7" WT: 205 MEMPHIS BORN: APRIL 15, 1984				
10-11	25	331	45	107	.421	17	37	.459	18	27	.667	12	35	47	11	33-0	11	5	125	5.0
CHRIS CARR																HT: 6'6" WT: 220 SOUTHERN ILLINOIS BORN: MARCH 12, 1974				
99-00	7	74	11	33	.333	1	8	.125	16	19	.842	5	8	13	3	12-0	0	1	39	5.6
JOE BARRY CARROLL																HT: 7'1" WT: 255 PURDUE BORN: JULY 24, 1958				
80-81	82	2919	616	1254	.491	0	2	.000	315	440	.716	274	485	759	117	313-10	50	121	1547	18.9
81-82	76	2627	527	1016	.519	0	1	.000	235	323	.728	210	423	633	64	263-8	64	127	1289	17.0
82-83	79	2988	785	1529	.513	0	3	.000	337	469	.719	220	468	688	169	260-7	108	155	1907	24.1
83-84	80	2962	663	1390	.477	0	1	.000	313	433	.723	235	401	636	193	244-9	103	142	1639	20.5
84-85	Played with Simac Team in Milan Italy																			
85-86	79	2801	650	1404	.463	0	2	.000	377	501	.752	193	477	670	176	277-13	101	144	1677	21.2
86-87	81	2724	690	1461	.472	0	0	—	340	432	.787	173	416	589	214	255-2	92	123	1720	21.2
87-88	14	408	79	209	.378	0	1	.000	59	74	.797	21	72	93	19	46-1	13	25	217	15.5
TOTALS	491	17,429	4010	8263	.485	0	10	.000	1976	2672	.740	1326	2742	4068	957	1660-50	531	837	9996	20.4
PLAYOFF RECORD																				
86-87	10	334	74	163	.454	0	1	.000	41	51	.804	16	49	65	19	42-2	14	25	189	18.9
ALL-STAR RECORD																				
1987	1	18	1	7	.143	—	—	—	2	2	1.000	4	2	6	0	4-0	0	1	4	4.0
WILT CHAMBERLAIN																HT: 7'1" WT: 275 KANSAS BORN: AUGUST 21, 1936				
59-60	72	3338	1065	2311	.461	—	—	—	577	991	.582	—	—	1941	168	150-0	—	—	2707	37.6
60-61	79	3773	1251	2457	.509	—	—	—	531	1054	.504	—	—	2149	148	127-0	—	—	3033	38.4
61-62	80	3882	1597	3159	.505	—	—	—	835	1363	.613	—	—	2052	192	123-0	—	—	4029	50.4
62-63	80	3808	1463	2770	.528	—	—	—	660	1113	.593	—	—	1946	275	136-0	—	—	3586	44.8
63-64	80	3689	1204	2298	.524	—	—	—	540	1016	.531	—	—	1787	403	182-0	—	—	2948	36.9
64-65	38	1743	636	1275	.499	—	—	—	208	500	.416	—	—	893	117	76-0	—	—	1480	38.9
TOTALS	429	20,233	7216	14,270	.506	—	—	—	3351	6037	.555	—	—	10,768	1303	794-0	—	—	17,783	41.5

WARRIORS ALL-TIME ROSTER

YEAR	G	MIN	FGM	FGA	PCT	3FG	3FGA	PCT	FTM	FTA	PCT	OFF	DEF	TOT	AST	PF-DQ	STL	BLK	PTS	AVG	
WILT CHAMBERLAIN																				CONTINUED	
PLAYOFF RECORD																					
59-60	9	415	125	252	.496	—	—	—	49	110	.445	—	—	232	19	17-0	—	—	299	33.2	
60-61	3	144	45	96	.469	—	—	—	21	38	.553	—	—	69	6	10-0	—	—	111	37.0	
61-62	12	576	162	347	.467	—	—	—	96	151	.636	—	—	319	37	27-0	—	—	420	35.0	
63-64	12	558	175	322	.543	—	—	—	66	139	.475	—	—	302	39	27-0	—	—	416	34.7	
TOTALS	36	1693	507	1017	.499	—	—	—	232	438	.570	—	—	922	101	81-0	—	—	1246	34.6	
ALL-STAR RECORD																					
1960	—	30	9	20	.450	—	—	—	5	7	.714	—	—	25	2	1-0	—	—	23	—	
1961	—	38	2	8	.250	—	—	—	8	15	.533	—	—	18	5	1-0	—	—	12	—	
1962	—	37	17	23	.739	—	—	—	8	16	.500	—	—	24	1	4-0	—	—	42	—	
1963	—	35	7	11	.636	—	—	—	3	7	.429	—	—	19	0	2-0	—	—	17	—	
1964	—	37	4	14	.286	—	—	—	11	14	.786	—	—	20	1	2-0	—	—	19	—	
1965	—	31	9	15	.600	—	—	—	2	8	.250	—	—	16	1	4-0	—	—	20	—	
TOTALS	6	208	48	91	.527	—	—	—	37	67	.552	—	—	122	10	14-0	—	—	133	22.2	
CALBERT CHEANEY																				HT: 6'7" WT: 210 INDIANA BORN: JULY 17, 1971	
03-04	79	2067	278	578	.481	0	10	.000	47	77	.610	77	183	260	136	184-1	60	12	603	7.6	
04-05	55	951	113	265	.426	0	3	.000	24	37	.649	32	92	124	64	95-0	17	15	250	4.5	
05-06	42	448	42	108	.389	0	8	.000	8	8	1.000	20	41	61	19	38-0	13	2	92	2.2	
TOTALS	176	3466	433	951	.455	0	21	.000	79	118	.669	129	316	445	219	317-1	90	29	945	5.4	
PHIL CHENIER																				HT: 6'3" WT: 180 CALIFORNIA BORN: OCTOBER 30, 1950	
80-81	9	82	11	33	.333	1	3	.333	6	6	1.000	1	7	8	7	10-0	0	0	29	3.2	
IAN CLARK																				HT: 6'3" WT: 175 BELMONT BORN: MARCH 7, 1991	
15-16	66	578	89	202	.441	30	84	.357	28	34	.824	13	55	68	64	58-0	17	13	236	3.6	
PLAYOFF RECORD																					
15-16	16	154	26	53	.491	6	18	.333	8	10	.800	2	15	17	16	18-0	8	0	66	4.1	
ROBERT CHURCHWELL																				HT: 6'7" WT: 195 GEORGETOWN BORN: FEBRUARY 20, 1972	
95-96	4	20	3	8	.375	0	0	—	0	0	—	0	3	3	1	1-0	0	0	6	1.5	
CRAIG "SPEEDY" CLAXTON																				HT: 5'11" WT: 170 HOFSTRA BORN: MAY 8, 1978	
03-04	60	1595	224	524	.427	4	22	.182	182	224	.813	38	118	156	267	146-2	97	9	634	10.6	
04-05	46	1501	216	501	.431	10	52	.192	162	213	.761	32	121	153	286	154-6	87	6	604	13.1	
09-10	Missed entire season due to injury																				
TOTALS	106	3096	440	1025	.429	14	74	.189	344	437	.787	70	239	309	553	300-8	184	15	1238	11.7	
JOHN COKER																				HT: 7'1" WT: 280 BOISE STATE BORN: OCTOBER 28, 1971	
00-01	6	32	1	8	.125	0	0	—	0	0	—	3	2	5	2	4-0	1	0	2	0.3	
E. C. COLEMAN																				HT: 6'8" WT: 225 HOUSTON BAPTIST BORN: SEPTEMBER 25, 1950	
77-78	72	1801	212	446	.475	—	—	—	40	55	.727	117	259	376	100	253-4	66	23	464	6.4	
BIMBO COLES																				HT: 6'2" WT: 182 VIRGINIA TECH BORN: APRIL 22, 1968	
95-96	29	733	87	218	.399	25	82	.305	29	38	.763	11	48	59	126	78-2	31	5	228	7.9	
96-97	51	1183	122	314	.389	30	102	.294	37	49	.755	39	79	118	149	96-0	35	7	311	6.1	
97-98	53	1471	166	438	.379	13	57	.228	78	88	.886	17	106	123	248	135-2	51	13	426	8.0	
98-99	48	1276	183	414	.442	6	25	.240	83	101	.822	21	96	117	222	113-2	45	11	455	9.5	
TOTALS	181	4663	558	1384	.403	74	266	.278	227	276	.822	88	329	417	745	422-6	162	36	1417	7.8	
DON COLLINS																				HT: 6'6" WT: 190 WASHINGTON STATE BORN: NOVEMBER 28, 1958	
83-84	61	957	187	387	.483	1	5	.200	65	89	.730	62	67	119	67	119-1	43	14	440	7.2	
ED CONLIN																				HT: 6'6" WT: 200 FORDHAM BORN: SEPTEMBER 2, 1933	
60-61	77	1294	216	599	.361	—	—	—	104	139	.748	—	—	262	123	153-1	—	—	536	7.0	
61-62	70	963	128	371	.345	—	—	—	66	89	.742	—	—	155	85	118-1	—	—	322	4.6	
TOTALS	147	2257	344	970	.355	—	—	—	170	228	.746	—	—	417	208	271-2	—	—	858	5.8	
PLAYOFF RECORD																					
60-61	3	42	5	17	.294	—	—	—	5	5	1.000	—	—	4	4	4-0	—	—	15	5.0	
61-62	11	86	9	45	.200	—	—	—	8	13	.615	—	—	20	3	14-0	—	—	26	2.4	
TOTALS	14	128	14	62	.226	—	—	—	13	18	.722	—	—	24	7	18-0	—	—	41	2.9	
LESTER CONNER																				HT: 6'4" WT: 185 OREGON STATE BORN: SEPTEMBER 17, 1959	
82-83	75	1416	145	303	.479	0	4	.000	79	113	.699	69	152	221	253	141-1	116	7	369	4.9	
83-84	82	2573	360	730	.493	1	6	.167	186	259	.718	132	173	305	401	176-1	162	12	907	11.0	
84-85	79	2258	246	546	.451	4	20	.200	144	192	.750	87	159	246	369	136-1	161	13	640	8.1	
85-86	36	413	51	136	.375	2	7	.286	40	54	.741	25	37	62	43	23-0	24	1	144	4.0	
TOTALS	272	6660	802	1715	.468	7	37	.189	449	618	.727	313	521	834	1066	476-3	463	33	2060	7.6	
WAYNE COOPER																				HT: 6'10" WT: 220 NEW ORLEANS BORN: NOVEMBER 16, 1956	
78-79	65	795	128	293	.437	—	—	—	41	61	.672	90	190	280	21	118-0	7	44	297	4.6	
79-80	79	1781	367	750	.489	1	4	.250	136	181	.751	202	305	507	42	246-5	20	79	871	11.0	
TOTALS	144	2576	495	1043	.475	1	4	.250	177	242	.731	292	495	787	63	364-5	27	123	1168	8.1	
LARRY COSTELLO																				HT: 6'1" WT: 188 NIAGARA BORN: JULY 2, 1931	
54-55	19	463	46	139	.331	—	—	—	26	32	.813	—	—	49	78	37-0	—	—	118	6.2	
56-57	72	2111	186	497	.374	—	—	—	175	222	.788	—	—	323	236	182-2	—	—	547	7.6	
TOTALS	91	2574	232	636	.365	—	—	—	201	254	.791	—	—	372	314	219-2	—	—	665	7.3	
PLAYOFF RECORD																					
56-57	2	16	3	8	.375	—	—	—	0	1	.000	—	—	5	2	3-0	—	—	6	3.0	

WARRIORS ALL-TIME ROSTER

YEAR	G	MIN	FGM	FGA	PCT	3FG	3FGA	PCT	FTM	FTA	PCT	OFF	DEF	TOT	AST	PF-DQ	STL	BLK	PTS	AVG	
HOWIE DALLMAR																				CONTINUED	
PLAYOFF RECORD																					
46-47	10	—	26	104	.250	—	—	—	30	40	.750	—	—	—	16	—	—	—	82	8.2	
47-48	13	—	38	178	.213	—	—	—	30	48	.625	—	—	—	37	55-	—	—	106	8.2	
48-49	2	—	4	18	.222	—	—	—	5	7	.714	—	—	—	4	9-	—	—	13	6.5	
TOTALS	25	—	68	300	.227	—	—	—	65	95	.684	—	—	—	57	64-	—	—	201	8.0	
ERICK DAMPIER																				HT: 6'11" WT: 270 MISSISSIPPI STATE BORN: JULY 14, 1974	
97-98	82	2656	352	791	.445	0	2	.000	267	399	.669	272	443	715	94	281-6	39	139	971	11.8	
98-99	50	1414	161	414	.389	0	0	---	120	204	.588	164	218	382	54	165-2	26	58	442	8.8	
99-00	21	495	70	173	.405	0	0	---	27	51	.529	48	86	134	19	75-1	8	15	167	8.0	
00-01	43	1038	126	314	.401	0	2	.000	67	126	.532	97	153	250	59	123-3	17	58	319	7.4	
01-02	73	1740	209	480	.435	0	0	---	136	211	.645	167	220	387	87	235-4	17	167	554	7.6	
02-03	82	1978	259	522	.496	0	2	.000	155	222	.698	248	295	543	58	242-3	27	154	673	8.2	
03-04	74	2403	348	650	.535	0	2	.000	217	332	.654	344	543	887	60	227-3	33	137	913	12.3	
TOTALS	425	11724	1525	3344	.456	0	8	.000	989	1545	.640	1340	1958	3298	431	1348-22	167	728	4039	9.5	
JERMAREO DAVIDSON																				HT: 6'10" WT: 230 ALABAMA BORN: NOVEMBER 15, 1984	
08-09	14	111	17	35	.486	0	0	---	8	17	.471	10	24	34	1	12-0	2	3	42	3.0	
BARON DAVIS																				HT: 6'3" WT: 223 UCLA BORN: APRIL 13, 1979	
04-05	28	988	180	449	.401	74	217	.341	111	147	.755	16	92	108	233	74-1	50	10	545	19.5	
05-06	54	1971	335	861	.389	102	324	.315	195	289	.675	45	191	236	480	165-3	89	14	967	17.9	
06-07	63	2221	452	1030	.439	85	280	.304	275	369	.745	51	225	276	509	181-1	135	29	1264	20.1	
07-08	82	3196	650	1526	.426	173	525	.330	318	424	.750	96	289	385	623	247-3	191	43	1791	21.8	
TOTALS	227	8376	1617	3866	.418	434	1346	.322	899	1229	.731	208	797	1005	1845	667-8	465	106	4567	20.1	
PLAYOFF RECORD																					
06-07	11	445	98	191	.513	25	67	.373	57	74	.770	11	39	50	72	46-1	32	7	278	25.3	
DALE DAVIS																				HT: 6'11" WT: 250 CLEMSON BORN: MARCH 25, 1969	
04-05	36	577	45	109	.413	0	0	---	22	38	.579	61	92	153	23	79-1	13	32	112	3.1	
DWIGHT DAVIS																				HT: 6'8" WT: 220 HOUSTON BORN: OCTOBER 28, 1949	
75-76	72	866	111	269	.413	—	—	—	78	113	.690	86	139	225	46	141-0	20	28	300	4.2	
76-77	33	552	55	124	.444	—	—	—	49	72	.681	34	61	95	29	93-1	11	8	159	4.8	
TOTALS	105	1418	166	393	.422	—	—	—	127	185	.686	120	200	320	75	234-1	31	36	459	4.4	
PLAYOFF RECORD																					
75-76	11	142	16	37	.432	—	—	—	18	22	.818	9	19	28	10	28-1	3	4	50	4.5	
MARK DAVIS																				HT: 6'7" WT: 205 TEXAS TECH BORN: APRIL 26, 1973	
99-00	23	464	56	137	.409	0	2	.000	31	47	.660	31	53	84	38	52-0	25	4	143	6.2	
WALTER DAVIS																				HT: 6'8" WT: 205 TEXAS A&M BORN: JANUARY 5, 1931	
53-54	68	1568	167	455	.367	—	—	—	65	101	.644	—	—	435	58	207-9	—	—	399	5.9	
54-55	61	766	701	182	.385	—	—	—	35	48	.729	—	—	206	36	100-0	—	—	175	2.9	
55-56	70	1097	123	333	.369	—	—	—	77	112	.688	—	—	276	56	230-7	—	—	323	4.6	
56-57	65	1250	178	437	.407	—	—	—	74	106	.698	—	—	306	52	235-9	—	—	430	6.6	
57-58	61	663	85	244	.348	—	—	—	61	82	.744	—	—	174	29	143-0	—	—	231	3.8	
TOTALS	325	5344	623	1651	.377	—	—	—	312	449	.695	—	—	1397	231	915-25	—	—	1558	4.8	
PLAYOFF RECORD																					
55-56	10	69	10	22	.455	—	—	—	3	6	.500	—	—	28	3	21-0	—	—	23	2.3	
56-57	2	37	4	13	.308	—	—	—	4	4	1.000	—	—	14	1	8-0	—	—	12	6.0	
TOTALS	12	106	14	35	.400	—	—	—	7	10	.700	—	—	42	4	29-0	—	—	35	2.9	
ANDREW DECLERCK																				HT: 6'10" WT: 230 FLORIDA BORN: FEBRUARY 1, 1973	
95-96	22	203	24	50	.480	0	1	.000	11	19	.597	18	21	39	9	30-0	7	5	59	2.7	
96-97	71	1065	142	273	.520	0	0	---	91	151	.603	122	176	298	32	229-3	33	27	375	5.3	
TOTALS	93	1268	166	323	.513	0	1	.000	102	170	.600	140	197	337	42	259-3	40	32	434	4.7	
DEWAYNE DEDMON																				HT: 7'0" WT: 255 USC BORN: AUGUST 12, 1989	
13-14	4	6	0	1	.000	0	0	---	1	2	.500	0	0	0	0	1-0	0	0	1	0.3	
VINNY DEL NEGRO																				HT: 6'4" WT: 200 NORTH CAROLINA STATE BORN: AUGUST 9, 1966	
00-01	29	396	30	90	.333	1	9	.111	16	16	1.000	4	27	31	62	36-0	6	0	77	2.7	
TONY DELK																				HT: 6'2" WT: 189 KENTUCKY BORN: JANUARY 28, 1974	
97-98	74	1647	311	794	.392	41	156	.263	110	149	.738	38	132	170	169	88-0	73	12	773	12.3	
98-99	36	630	92	253	.364	16	66	.242	46	71	.648	11	43	54	95	47-0	16	6	246	6.8	
TOTALS	110	2277	403	1047	.385	57	222	.257	156	220	.709	49	175	224	264	135-0	89	18	1019	9.3	
DELL DEMPS																				HT: 6'4" WT: 210 PACIFIC BORN: FEBRUARY 12, 1970	
93-94	2	11	2	6	.333	0	0	---	0	2	.000	0	0	0	1	1-0	2	0	4	2.0	
GEORGE DEMPSEY																				HT: 6'3" WT: 192 KING'S (DE) BORN: JULY 19, 1929	
54-55	48	1387	127	360	.353	—	—	—	98	141	.695	—	—	236	174	141-1	—	—	352	7.3	
55-56	72	1444	126	265	.475	—	—	—	88	139	.633	—	—	264	205	146-7	—	—	340	4.7	
56-57	71	1147	134	302	.444	—	—	—	55	102	.539	—	—	251	136	107-0	—	—	323	4.5	
57-58	67	1048	112	311	.360	—	—	—	70	105	.667	—	—	214	128	113-0	—	—	294	4.4	
58-59	57	694	92	215	.428	—	—	—	81	106	.764	—	—	160	68	95-0	—	—	265	4.6	
TOTALS	315	5720	591	1453	.407	—	—	—	392	593	.661	—	—	1125	711	602-8	—	—	1574	5.0	

WARRIORS ALL-TIME ROSTER



YEAR	G	MIN	FGM	FGA	PCT	3FG	3FGA	PCT	FTM	FTA	PCT	OFF	DEF	TOT	AST	PF-DQ	STL	BLK	PTS	AVG
GEORGE DEMPSEY																				CONTINUED
PLAYOFF RECORD																				
55-56	10	134	12	30	.400	—	—	—	14	20	.700	—	—	25	13	11-0	—	—	38	3.8
56-57	2	74	9	21	.429	—	—	—	7	16	.438	—	—	15	12	5-0	—	—	25	12.5
57-58	8	101	14	28	.500	—	—	—	5	9	.556	—	—	18	6	11-0	—	—	33	4.1
TOTALS	20	309	35	79	.443	—	—	—	26	45	.578	—	—	58	31	27-0	—	—	96	4.8
DERREK DICKEY																				HT: 6'7" WT: 210 CINCINNATI BORN: OCTOBER 26, 1951
73-74	66	930	115	233	.494	—	—	—	51	66	.773	123	216	339	54	112-1	17	15	281	4.3
74-75	80	1859	274	569	.482	—	—	—	66	99	.667	190	360	550	125	199-0	52	19	614	7.7
75-76	79	1207	220	473	.465	—	—	—	62	79	.785	114	235	349	83	141-1	26	11	502	6.4
76-77	49	856	158	345	.458	—	—	—	45	61	.738	100	140	240	63	101-1	20	11	361	7.4
77-78	47	493	87	198	.439	—	—	—	30	36	.833	36	61	97	21	56-0	14	4	204	4.3
TOTALS	321	5345	854	1818	.470	—	—	—	254	341	.745	563	1012	1575	346	609-3	129	60	1962	6.1
PLAYOFF RECORD																				
74-75	15	257	47	78	.603	—	—	—	9	16	.563	20	53	73	11	28-1	8	0	103	6.9
75-76	12	173	31	62	.500	—	—	—	14	17	.824	18	24	42	6	27-0	2	1	76	6.3
TOTALS	27	430	78	140	.557	—	—	—	23	33	.697	38	77	115	17	55-1	10	1	179	6.6
CONNIE DIERKING																				HT: 6'10" WT: 222 CINCINNATI BORN: OCTOBER 2, 1936
64-65	68	1294	218	538	.405	—	—	—	100	168	.595	—	—	435	72	165-4	—	—	536	7.9
IKE DIOGU																				HT: 6'8" WT: 255 ARIZONA STATE BORN: SEPTEMBER 11, 1983
05-06	69	1031	175	334	.524	0	0	—	136	168	.810	95	134	229	29	164-4	15	30	486	7.0
06-07	17	222	44	83	.530	0	0	—	35	44	.795	21	42	63	5	35-1	3	11	123	7.2
TOTALS	86	1253	219	417	.525	0	0	—	171	212	.801	116	176	292	34	199-2	18	41	609	7.1
TONEY DOUGLAS																				HT: 6'2" WT: 190 FLORIDA STATE BORN: MARCH 16, 1986
13-14	24	265	32	86	.372	19	59	.322	5	8	.625	4	22	26	19	34-0	6	2	88	3.7
CHARLES DUDLEY																				HT: 6'2" WT: 180 WASHINGTON BORN: MARCH 5, 1950
74-75	67	756	102	217	.470	—	—	—	70	97	.722	61	84	145	103	105-1	40	2	274	4.1
75-76	82	1456	182	345	.528	—	—	—	157	245	.641	112	157	269	239	170-0	77	2	521	6.4
76-77	79	1682	220	421	.523	—	—	—	129	203	.635	119	177	296	347	169-0	67	6	569	7.2
77-78	78	1660	127	249	.510	—	—	—	138	195	.708	86	201	287	409	181-0	68	2	392	5.0
TOTALS	306	5554	631	1232	.512	—	—	—	494	740	.668	378	619	997	1098	625-1	252	12	1756	5.7
PLAYOFF RECORD																				
74-75	13	112	10	24	.417	—	—	—	16	28	.571	5	12	17	17	23-0	5	2	36	2.8
75-76	13	260	33	57	.579	—	—	—	24	33	.727	20	16	36	38	29-0	22	1	90	6.9
76-77	10	236	13	37	.351	—	—	—	15	23	.652	17	21	38	69	28-0	7	0	41	4.1
TOTALS	36	608	56	118	.475	—	—	—	55	84	.655	42	49	91	124	80-0	34	3	167	4.6
TERRY DUEROD																				HT: 6'2" WT: 180 UNIVERSITY OF DETROIT BORN: JULY 29, 1956
82-83	5	49	9	19	.474	0	0	—	0	0	—	0	3	3	5	5-0	2	1	18	3.6
MIKE DUNLEAVY																				HT: 6'9" WT: 230 DUKE BORN: SEPTEMBER 15, 1980
02-03	82	1305	168	417	.403	52	150	.347	78	100	.780	66	148	214	106	120-0	53	19	466	5.7
03-04	75	2336	323	720	.449	94	254	.370	137	185	.741	87	355	442	220	169-2	68	13	877	11.7
04-05	79	2570	408	905	.451	107	276	.388	134	172	.779	97	338	435	203	198-3	79	26	1057	13.4
05-06	81	2578	331	816	.406	74	260	.285	156	252	.778	78	321	399	237	199-1	60	32	932	11.5
06-07	39	1051	166	370	.449	36	104	.346	78	101	.772	40	147	187	117	83-0	38	12	446	11.4
TOTALS	356	9840	1396	3228	.432	363	1044	.348	623	810	.769	368	1309	1677	883	769-6	298	102	3778	10.6
PAT DUNN																				HT: 6'2" WT: 180 UTAH STATE BORN: MARCH 17, 1931
57-58	28	206	28	90	.311	—	—	—	14	17	.824	—	—	31	28	20-0	—	—	70	2.0
PLAYOFF RECORD																				
57-58	3	8	0	4	.000	—	—	—	0	0	—	—	—	1	1	1-0	—	—	0	0.0
PAT DURHAM																				HT: 6'7" WT: 215 COLORADO STATE BORN: MARCH 10, 1967
92-93	5	78	6	25	.240	0	0	—	9	12	.750	5	9	14	4	6-0	1	1	21	4.2
MARIO ELIE																				HT: 6'5" WT: 210 AMERICAN INTERNATIONAL BORN: NOVEMBER 26, 1963
90-91	30	624	77	152	.507	3	8	.375	74	87	.851	46	63	109	44	83-1	19	10	231	7.7
91-92	79	1677	221	424	.521	23	70	.329	155	182	.852	69	158	227	174	159-3	68	15	620	7.8
TOTALS	109	2301	298	576	.517	26	78	.333	229	269	.851	115	221	336	218	242-4	87	25	851	7.8
PLAYOFF RECORD																				
90-91	9	197	28	56	.500	1	1	1.000	27	32	.844	17	15	32	13	32-0	5	1	84	9.3
91-92	4	80	23	36	.639	2	2	1.000	2	3	.667	11	11	22	10	11-1	5	0	50	12.5
TOTALS	13	277	51	92	.554	3	3	1.000	29	35	.829	28	26	54	23	43-1	10	1	134	10.3
JOE ELLIS																				HT: 6'6" WT: 175 SAN FRANCISCO BORN: MAY 3, 1944
66-67	41	333	67	164	.409	—	—	—	19	25	.760	—	—	112	27	45-0	—	—	153	3.7
67-68	51	624	111	302	.368	—	—	—	32	50	.640	—	—	195	37	83-2	—	—	254	5.0
68-69	74	1731	371	939	.395	—	—	—	147	201	.731	—	—	481	130	258-13	—	—	889	12.0
69-70	76	2380	501	1223	.410	—	—	—	200	270	.741	—	—	594	139	281-13	—	—	1202	15.8
70-71	80	2275	356	898	.396	—	—	—	151	203	.744	—	—	511	161	287-6	—	—	863	10.8
71-72	78	1462	280	681	.411	—	—	—	95	132	.720	—	—	389	97	224-4	—	—	655	8.4
72-73	74	1054	199	487	.409	—	—	—	69	93	.742	—	—	282	88	143-2	—	—	467	6.3
73-74	50	515	61	190	.321	—	—	—	18	31	.581	—	—	122	37	76-2	—	—	140	2.8
TOTALS	524	10,374	1946	4884	.398	—	—	—	731	1005	.727	—	—	2686	716	1397-42	—	—	4623	8.8

WARRIORS ALL-TIME ROSTER

YEAR	G	MIN	FGM	FGA	PCT	3FG	3FGA	PCT	FTM	FTA	PCT	OFF	DEF	TOT	AST	PF-DQ	STL	BLK	PTS	AVG
JOE ELLIS																				
PLAYOFF RECORD																				
66-67	3	6	1	4	.250	—	—	—	0	0	—	—	—	1	2	2-0	—	—	2	0.7
67-68	9	104	13	44	.295	—	—	—	6	7	.857	—	—	19	7	16-0	—	—	32	3.6
68-69	6	161	23	79	.291	—	—	—	16	25	.640	—	—	51	3	22-0	—	—	62	10.3
70-71	5	91	13	42	.310	—	—	—	2	3	.667	—	—	21	0	8-0	—	—	28	5.6
71-72	5	113	21	63	.333	—	—	—	12	17	.706	—	—	21	4	9-0	—	—	54	10.8
72-73	10	100	12	38	.316	—	—	—	0	0	—	—	—	18	7	18-1	—	—	24	2.4
TOTALS	38	575	83	270	.307	—	—	—	36	52	.692	—	—	131	23	75-1	—	—	202	5.3
MONTA ELLIS																				
															HT: 6'3" WT: 185 LANIER HS (JACKSON, MS) BORN: OCTOBER 26, 1985					
05-06	49	886	132	318	.415	28	82	.341	42	59	.712	22	83	105	78	69-0	32	11	334	6.8
06-07	77	2638	480	1010	.475	39	143	.273	273	358	.763	62	181	243	319	210-1	132	21	1272	16.5
07-08	81	3071	652	1227	.531	12	52	.231	320	417	.767	133	271	404	315	195-0	124	27	1636	20.2
08-09	25	892	194	430	.451	8	26	.308	78	94	.830	14	94	108	93	67-0	39	8	474	19.0
09-10	64	2647	631	1406	.449	77	228	.338	292	388	.753	47	210	257	340	189-2	143	25	1631	25.5
10-11	80	3226	726	1611	.451	137	379	.361	340	431	.789	44	237	281	450	203-0	168	23	1929	24.1
11-12	37	1365	305	704	.433	50	156	.321	151	186	.812	16	111	127	223	84-0	56	12	811	21.9
TOTALS	413	14,725	3120	6706	.465	351	1066	.329	1496	1933	.774	338	1187	1525	1818	1017-3	694	127	8087	19.6
PLAYOFF RECORD																				
06-07	11	238	32	82	.390	1	9	.111	23	28	.821	8	17	25	10	23-0	10	2	88	8.0
CHRIS ENGLER																				
															HT: 7'0" WT: 248 WYOMING BORN: MARCH 1, 1959					
82-83	54	369	38	94	.404	0	0	—	5	16	.313	43	61	104	11	95-1	9	17	81	1.5
83-84	46	360	33	83	.398	0	0	—	14	23	.609	27	70	97	11	68-0	9	3	80	1.7
TOTALS	100	729	71	177	.401	0	0	—	19	39	.487	70	131	201	22	163-1	16	20	161	1.6
RAY EPPS																				
															HT: 6'6" WT: 195 NORFOLK STATE BORN: AUGUST 20, 1956					
78-79	13	72	10	23	.435	—	—	—	6	8	.750	0	5	5	2	7-0	1	0	26	2.0
KEITH ERICKSON																				
															HT: 6'5" WT: 200 UCLA BORN: APRIL 19, 1944					
65-66	64	646	95	267	.356	—	—	—	43	65	.662	—	—	162	38	91-1	—	—	233	3.6
EVAN ESCHMEYER																				
															HT: 6'11" WT: 250 NORTHWESTERN BORN: MAY 30, 1975					
03-04	Missed entire season due to injury																			
FESTUS EZELI																				
															HT: 6'11" WT: 265 VANDERBILT BORN: OCTOBER 21, 1989					
12-13	78	1120	74	169	.438	0	0	—	43	81	.531	141	172	313	22	157-1	23	74	191	2.4
13-14	Missed entire season due to injury																			
14-15	46	504	76	139	.547	0	0	—	49	78	.628	60	95	155	9	77-1	7	42	201	4.4
15-16	46	770	125	228	.548	0	0	—	70	132	.530	91	166	257	32	94-1	18	50	320	7.0
TOTALS	170	2394	275	536	.513	0	0	—	162	291	.557	292	433	725	63	328-3	48	166	712	4.2
PLAYOFF RECORD																				
12-13	12	134	6	13	.462	0	0	—	12	21	.571	13	17	30	2	24-0	3	7	24	2.0
13-14	Missed playoffs due to injury																			
14-15	20	183	27	50	.540	0	0	—	16	29	.552	24	38	62	6	25-0	1	10	70	3.5
15-16	23	203	37	69	.536	0	0	—	19	44	.432	23	38	61	8	34-0	1	7	93	4.0
TOTALS	55	520	70	132	.530	0	0	—	47	94	.500	60	93	153	16	83-0	5	24	187	3.4
PHIL FARBMAN																				
															HT: 6'1" WT: 190 CCNY BORN: APRIL 3, 1924					
48-49	48	—	50	163	.307	—	—	—	55	81	.679	—	—	—	36	86-	—	—	155	3.2
TONY FARMER																				
															HT: 6'9" WT: 245 NEBRASKA BORN: JANUARY 3, 1970					
99-00	74	1199	127	312	.407	8	44	.182	203	265	.766	118	177	295	74	167-1	66	16	465	6.3
DAVID FEDOR																				
															HT: 6'6" WT: 192 FLORIDA STATE BORN: DECEMBER 10, 1940					
62-63	7	27	3	10	.300	—	—	—	0	1	.000	—	—	6	1	4-0	—	—	6	0.9
DAVE FEITL																				
															HT: 7'0" WT: 240 TEXAS-EL PASO BORN: JUNE 8, 1962					
87-88	70	1128	182	404	.450	0	4	.000	94	134	.701	83	252	335	53	146-1	15	9	458	6.5
DUANE FERRELL																				
															HT: 6'7" WT: 215 GEORGIA TECH BORN: FEBRUARY 28, 1965					
97-98	50	461	41	111	.369	0	6	.000	12	12	.545	25	22	47	26	50-0	21	6	94	1.9
98-99	8	46	1	14	.071	0	0	—	3	4	.750	5	1	6	0	4-0	1	1	5	0.6
TOTALS	58	507	42	125	.336	0	6	.000	15	26	.577	30	23	53	26	54-0	22	7	99	1.7
DANIEL FINN																				
															HT: 6'1" WT: 185 ST. JOHN'S (NY) BORN: MAY 27, 1928					
52-53	31	1015	135	409	.330	—	—	—	99	182	.544	—	—	175	146	124-9	—	—	369	11.9
53-54	68	1562	170	495	.343	—	—	—	126	196	.643	—	—	216	265	215-7	—	—	466	6.9
54-55	43	820	77	265	.291	—	—	—	53	86	.616	—	—	157	155	114-3	—	—	207	4.8
TOTALS	142	3397	382	1169	.327	—	—	—	278	464	.599	—	—	548	566	453-19	—	—	1042	7.3
DEREK FISHER																				
															HT: 6'1" WT: 205 ARKANSAS-LITTLE ROCK BORN: AUGUST 9, 1974					
04-05	74	2222	297	755	.393	108	291	.371	175	203	.862	38	180	218	301	176-1	76	4	877	11.9
05-06	82	2589	364	887	.410	117	295	.397	244	293	.833	36	175	211	352	237-3	125	8	1089	13.3
TOTALS	156	4811	661	1642	.403	225	586	.384	419	496	.845	74	355	429	653	413-4	201	12	1966	12.6
JEROME FLEISHMAN																				
															HT: 6'2" WT: 190 NYU BORN: FEBRUARY 14, 1922					
46-47	59	—	97	372	.261	—	—	—	69	127	.543	—	—	40	101-	—	—	—	263	4.5
47-48	47	—	119	501	.238	—	—	—	95	138	.688	—	—	43	122-	—	—	—	333	7.2
48-49	59	—	123	424	.290	—	—	—	77	118	.653	—	—	120	137-	—	—	—	323	5.5
49-50	65	—	102	353	.289	—	—	—	93	151	.616	—	—	118	129-	—	—	—	297	4.6
52-53	33	882	100	303	.303	—	—	—	96	140	.686	—	—	152	108	118-7	—	—	296	9.0
TOTALS	263	882	541	1953	.226	—	—	—	430	674	.638	—	—	152	239	607-7	—	—	1512	5.7

WARRIORS ALL-TIME ROSTER



YEAR	G	MIN	FGM	FGA	PCT	3FG	3FGA	PCT	FTM	FTA	PCT	OFF	DEF	TOT	AST	PF-DQ	STL	BLK	PTS	AVG
JEROME FLEISHMAN																				
																			CONTINUED	
PLAYOFF RECORD																				
46-47	9	—	22	70	.314	—	—	—	13	18	.722	—	—	—	3	20-	—	—	57	6.3
47-48	7	—	5	89	.056	—	—	—	6	8	.750	—	—	—	2	7-	—	—	16	2.3
48-49	2	—	7	26	.269	—	—	—	6	9	.667	—	—	—	4	5-	—	—	20	10.0
49-50	2	—	1	3	.333	—	—	—	0	1	1.000	—	—	—	3	6-	—	—	2	1.0
TOTALS	20	—	35	188	.186	—	—	—	25	36	.694	—	—	—	12	38-	—	—	95	4.8
LUIS FLORES																				
																			HT: 6'2" WT: 200 MANHATTAN BORN: APRIL 11, 1981	
04-05	15	73	13	27	.481	4	9	.444	2	2	1.000	0	2	2	11	9-0	2	0	32	2.1
ERIC "SLEEPY" FLOYD																				
																			HT: 6'3" WT: 175 GEORGETOWN BORN: MARCH 6, 1960	
82-83	33	754	134	311	.431	6	11	.545	112	135	.830	40	55	95	71	78-2	39	8	386	11.7
83-84	77	2555	484	1045	.463	8	45	.178	315	386	.816	87	184	271	269	216-0	103	31	1291	16.8
84-85	82	2873	610	1372	.445	42	143	.294	336	415	.810	62	140	202	406	226-1	134	41	1598	19.5
85-86	82	2764	510	1007	.506	39	119	.328	351	441	.796	76	221	297	746	199-2	157	16	1410	17.2
86-87	82	3064	503	1030	.488	73	190	.384	462	537	.860	56	212	268	848	199-1	146	18	1541	18.8
87-88	18	680	132	301	.439	1	20	.050	116	139	.835	26	65	91	178	46-0	27	2	381	21.2
TOTALS	374	12,690	2373	5066	.468	169	528	.320	1692	2053	.824	347	877	1224	2518	964-6	606	116	6607	17.7
PLAYOFF RECORD																				
86-87	10	414	77	152	.507	13	28	.464	47	51	.922	9	21	30	102	24-0	18	2	214	21.4
ALL-STAR RECORD																				
1987	1	19	4	7	.571	0	0	—	5	7	.714	2	3	5	1	2-0	1	0	14	14.0
LEVI FONTAINE																				
																			HT: 6'4" WT: 190 MARYLAND STATE BORN: NOVEMBER 1, 1948	
70-71	35	210	53	145	.366	—	—	—	28	37	.757	—	—	15	22	27-0	—	—	134	3.8
PLAYOFF RECORD																				
70-71	2	9	2	3	.667	—	—	—	1	3	.333	—	—	0	0	2-0	—	—	5	2.5
DANNY FORTSON																				
																			HT: 6'8" WT: 260 CINCINNATI BORN: MARCH 27, 1976	
00-01	6	203	29	50	.580	0	0	---	42	54	.778	29	69	98	5	22-1	2	0	100	16.7
01-02	77	2216	309	722	.428	1	4	.250	245	308	.795	290	609	899	127	255-5	44	17	864	11.2
02-03	17	223	20	54	.370	0	1	1.000	19	29	.655	28	45	73	12	43-0	9	0	59	3.5
TOTALS	100	2642	358	826	.433	1	5	.200	306	391	.783	347	723	1070	144	320-6	55	17	1023	10.2
ADONAL FOYLE																				
																			HT: 6'10" WT: 270 COLGATE BORN: MARCH 19, 1975	
97-98	55	656	69	170	.406	0	1	.000	27	62	.435	73	111	184	14	94-0	13	52	165	3.0
98-99	44	614	52	121	.430	0	0	---	25	51	.490	79	115	194	18	90-0	15	43	129	2.9
99-00	76	1654	193	380	.508	0	0	---	34	90	.378	174	250	424	42	218-2	26	136	420	5.5
00-01	58	1457	156	375	.416	0	0	---	30	68	.441	156	249	405	48	136-0	31	156	342	5.9
01-02	79	1485	171	385	.444	0	0	---	37	93	.398	150	234	384	41	179-2	36	168	379	4.8
02-03	82	1787	185	345	.536	0	1	1.000	70	104	.673	176	314	490	37	214-3	40	205	440	5.4
03-04	44	572	59	130	.454	0	0	---	19	35	.543	54	113	167	17	68-1	6	46	137	3.1
04-05	78	1700	156	311	.502	0	0	---	40	72	.556	165	264	429	56	201-5	26	159	352	4.5
05-06	77	1824	152	300	.507	0	0	---	41	67	.612	143	281	424	33	215-1	44	125	345	4.5
06-07	48	475	48	85	.565	0	0	---	11	25	.440	51	75	126	19	61-0	11	50	107	2.2
TOTALS	641	12,224	1241	2602	.477	0	2	.000	334	667	.501	1221	2006	3227	325	1476-14	248	1140	2816	4.4
PLAYOFF RECORD																				
06-07	3	6	1	1	1.000	0	0	---	0	0	---	0	2	2	0	0-0	0	0	2	0.7
TELLIS FRANK																				
																			HT: 6'10" WT: 240 WESTERN KENTUCKY BORN: APRIL 26, 1965	
87-88	78	1597	242	565	.428	0	1	.000	150	207	.725	95	235	330	111	267-5	53	23	634	8.1
88-89	32	245	34	91	.374	0	1	1.000	39	51	.765	26	35	61	15	59-1	14	6	107	3.3
TOTALS	110	1842	276	656	.421	0	2	.000	189	258	.733	121	270	391	126	326-6	67	29	741	6.7
WILBERT FRAZIER																				
																			HT: 6'7" WT: 210 GRAMLING BORN: AUGUST 24, 1942	
65-66	2	9	0	4	.000	—	—	—	1	2	.500	—	—	5	1	1-0	—	—	1	0.5
WORLD B. FREE																				
																			HT: 6'2" WT: 185 GUILFORD COLLEGE BORN: DECEMBER 9, 1953	
80-81	65	2370	516	1157	.446	5	31	.161	528	649	.814	48	111	159	361	183-1	85	11	1565	24.1
81-82	78	2796	650	1452	.448	10	56	.179	479	647	.740	118	130	248	419	227-1	71	8	1789	22.9
82-83	19	700	164	364	.451	0	3	.000	106	149	.711	22	22	44	89	66-1	15	3	434	22.8
TOTALS	162	5866	1330	2973	.447	15	90	.167	1113	1445	.770	188	263	451	869	476-3	171	22	3788	23.4
JOE FULKES																				
																			HT: 6'5" WT: 190 MURRAY STATE BORN: OCTOBER 26, 1921	
46-47	60	—	475	1557	.305	—	—	—	439	601	.730	—	—	—	25	199-	—	—	1389	23.2
47-48	43	—	326	1258	.259	—	—	—	297	390	.762	—	—	—	26	162-	—	—	949	22.1
48-49	60	—	529	1689	.313	—	—	—	502	638	.787	—	—	—	74	262-	—	—	1560	26.0
49-50	68	—	336	1209	.278	—	—	—	293	421	.696	—	—	—	56	240-	—	—	965	14.2
50-51	66	—	429	1358	.316	—	—	—	378	442	.855	—	—	—	523	117	247-8	—	1236	18.7
51-52	61	1904	336	1078	.312	—	—	—	250	303	.825	—	—	—	368	123	255-13	—	922	15.1
52-53	70	2085	332	960	.346	—	—	—	168	231	.727	—	—	—	387	138	319-20	—	832	11.9
53-54	61	501	61	229	.266	—	—	—	28	49	.571	—	—	—	101	28	90-0	—	150	2.5
TOTALS	489	4490	2824	9338	.302	—	—	—	2355	3075	.766	—	—	—	1379	587	1774-41	—	8003	16.4

WARRIORS ALL-TIME ROSTER

YEAR	G	MIN	FGM	FGA	PCT	3FG	3FGA	PCT	FTM	FTA	PCT	OFF	DEF	TOT	AST	PF-DQ	STL	BLK	PTS	AVG
JOE FULKS																				
PLAYOFF RECORD																				
46-47	10	—	74	257	.288	—	—	—	74	94	.787	—	—	—	3	32-	—	—	222	22.2
47-48	13	—	92	380	.242	—	—	—	98	121	.810	—	—	—	3	55-	—	—	282	21.7
48-49	1	—	0	0	—	—	—	—	0	0	—	—	—	—	0	1-	—	—	0	0.0
49-50	2	—	5	26	.192	—	—	—	5	10	.500	—	—	—	2	10-	—	—	15	7.5
50-51	2	—	16	49	.327	—	—	—	20	27	.741	—	—	—	16	1	9-0	—	52	26.0
51-52	3	70	5	33	.152	—	—	—	7	9	.778	—	—	—	12	2	13-1	—	17	5.7
TOTALS	31	70	192	745	.258	—	—	—	204	261	.782	—	—	28	11	120-1	—	—	588	19.0
ALL-STAR RECORD																				
1951	—	—	6	15	.400	—	—	—	7	9	.778	—	—	—	7	3	5-0	—	19	—
1952	—	9	3	7	.429	—	—	—	0	1	.000	—	—	—	5	2	2-0	—	6	—
TOTALS	2	9	9	22	.409	—	—	—	7	10	.700	—	—	12	5	7-0	—	—	25	12.5
TODD FULLER																				
												HT: 6'11" WT: 255			NORTH CAROLINA STATE			BORN: JULY 25, 1974		
96-97	75	949	114	266	.429	0	0	—	76	110	.691	108	141	249	24	146-0	10	20	304	4.1
97-98	57	613	86	205	.420	0	4	.000	55	80	.688	61	135	196	10	89-0	6	16	227	4.0
TOTALS	132	1562	200	471	.425	0	4	.000	131	190	.689	169	276	445	34	235-0	16	36	531	4.0
DAN GADZURIC																				
												HT: 6'11" WT: 240			UCLA			BORN: FEBRUARY 2, 1978		
10-11	28	297	33	88	.420	0	1	.000	5	14	.370	55	33	86	11	63-1	10	19	79	2.8
MICHAEL GALE																				
												HT: 6'4" WT: 190			ELIZABETH CITY STATE			BORN: JULY 18, 1950		
81-82	75	1793	185	373	.490	0	5	.000	51	65	.785	37	152	189	261	173-1	121	28	421	5.6
DAVE GAMBE																				
												HT: 6'6" WT: 215			OREGON STATE			BORN: APRIL 16, 1937		
69-70	73	951	185	464	.399	—	—	—	156	186	.839	244	—	—	55	172-0	—	—	526	7.2
RUBEN GARCES																				
												HT: 6'9" WT: 245			PROVIDENCE			BORN: OCTOBER 17, 1973		
00-01	3	11	0	7	.000	0	0	---	0	0	---	4	3	7	1	0-0	1	1	0	0.0
VERN GARDNER																				
												HT: 6'5" WT: 205			UTAH			BORN: MAY 14, 1925		
49-50	63	—	313	916	.342	—	—	—	227	296	.767	—	—	—	119	236-	—	—	853	13.5
50-51	61	—	129	383	.337	—	—	—	69	97	.711	—	—	—	237	189	149-6	—	327	5.4
51-52	27	507	72	194	.371	—	—	—	15	23	.652	—	—	—	112	37	60-2	—	159	5.9
TOTALS	151	507	514	1493	.344	—	—	—	311	416	.748	—	—	349	245	445-8	—	—	1339	8.9
PLAYOFF RECORD																				
49-50	2	—	15	44	.341	—	—	—	6	9	.667	—	—	—	2	11-	—	—	36	18.0
50-51	2	—	4	8	.500	—	—	—	3	3	1.000	—	—	—	4	0	8-	—	11	5.5
51-52	3	—	7	19	.368	—	—	—	10	11	.909	—	—	—	14	3	14-	—	24	8.0
TOTALS	7	—	26	71	.366	—	—	—	19	23	.826	—	—	18	5	33-	—	—	71	10.1
WINSTON GARLAND																				
												HT: 6'2" WT: 175			SW MISSOURI STATE			BORN: DECEMBER 19, 1964		
87-88	67	2122	340	775	.439	13	39	.333	138	157	.879	68	159	227	429	188-2	116	7	831	12.4
88-89	79	2661	466	1074	.434	10	43	.233	203	251	.809	101	227	328	505	216-2	175	14	1145	14.5
89-90	51	891	108	288	.375	1	10	.100	53	63	.841	31	80	111	157	77-1	48	5	270	5.3
TOTALS	197	5674	914	2137	.428	24	92	.261	394	471	.837	200	466	666	1091	481-5	339	26	2246	11.4
PLAYOFF RECORD																				
88-89	8	270	41	98	.418	1	3	.333	24	28	.857	14	19	33	29	31-1	13	2	107	13.4
CHRIS GARNER																				
												HT: 5'10" WT: 156			MEMPHIS			BORN: FEBRUARY 2, 1975		
00-01	8	149	7	37	.189	0	7	.000	5	6	.833	2	10	12	18	18-0	7	1	19	2.4
DEAN GARRETT																				
												HT: 6'11" WT: 250			INDIANA			BORN: NOVEMBER 27, 1966		
01-02	5	31	4	15	.267	0	0	---	0	0	---	3	7	10	1	6-0	2	1	8	1.6
CHRIS GATLING																				
												HT: 6'10" WT: 230			OLD DOMINION			BORN: SEPTEMBER 3, 1967		
91-92	54	612	117	206	.568	0	4	.000	72	109	.661	75	107	182	16	101-0	31	36	306	5.7
92-93	70	1248	249	462	.539	0	6	.000	150	207	.725	129	191	320	40	197-2	44	53	648	9.3
93-94	82	1296	271	461	.588	0	1	.000	129	208	.620	143	254	397	41	223-5	40	63	671	8.2
94-95	58	1470	324	512	.633	0	1	.000	148	250	.592	144	299	443	51	184-4	39	52	796	13.7
95-96	47	862	171	308	.555	0	1	.000	84	132	.636	78	164	242	26	135-0	19	29	426	9.1
TOTALS	311	5488	1132	1949	.581	0	13	.000	583	906	.643	569	1015	1584	174	840-11	173	233	2847	9.2
PLAYOFF RECORD																				
91-92	4	81	18	29	.621	0	0	—	14	22	.636	9	16	25	0	14-0	2	10	50	12.5
93-94	3	54	8	13	.615	0	0	—	10	13	.769	7	10	17	4	10-0	2	1	26	8.7
TOTALS	7	135	26	42	.619	0	0	—	24	35	.686	16	26	42	4	24-0	4	11	76	10.9
DEVEAN GEORGE																				
												HT: 6'8" WT: 235			AUGSBURG COLLEGE			BORN: AUGUST 29, 1977		
09-10	45	761	89	206	.432	48	123	.390	16	23	.696	21	93	114	32	89-1	41	10	242	5.4
JACK GEORGE																				
												HT: 6'3" WT: 190			LA SALLE			BORN: NOVEMBER 13, 1928		
53-54	71	2648	259	736	.352	—	—	—	157	266	.590	—	—	—	386	312	210-4	—	675	9.5
54-55	68	2480	291	756	.385	—	—	—	192	291	.660	—	—	—	302	359	191-2	—	774	11.4
55-56	72	2840	352	940	.374	—	—	—	296	391	.757	—	—	—	313	457	202-1	—	1000	13.9
56-57	67	2229	253	750	.337	—	—	—	200	293	.683	—	—	—	318	307	165-3	—	706	10.5
57-58	72	1910	232	627	.376	—	—	—	178	242	.736	—	—	—	288	234	140-1	—	642	8.9
58-59	71	1881	233	674	.346	—	—	—	153	203	.754	—	—	—	293	221	149-0	—	619	8.7
TOTALS	421	13,988	1620	4483	.361	—	—	—	1176	1686	.699	—	—	1900	1890	1057-11	—	—	4416	10.5

WARRIORS ALL-TIME ROSTER



YEAR	G	MIN	FGM	FGA	PCT	3FG	3FGA	PCT	FTM	FTA	PCT	OFF	DEF	TOT	AST	PF-DQ	STL	BLK	PTS	AVG
JACK GEORGE																				
PLAYOFF RECORD																				
55-56	10	405	46	118	.390	—	—	—	44	59	.746	—	—	47	52	37-2	—	—	136	13.6
56-57	2	63	7	15	.467	—	—	—	4	6	.667	—	—	7	6	5-0	—	—	18	9.0
57-58	8	277	30	81	.370	—	—	—	16	20	.800	—	—	38	31	14-0	—	—	76	9.5
TOTALS	20	745	83	214	.388	—	—	—	64	85	.753	—	—	92	89	56-2	—	—	230	11.5
ALL-STAR RECORD																				
1956	—	21	2	7	.286	—	—	—	2	2	1.000	—	—	3	2	1-0	—	—	6	—
1957	—	21	3	6	.500	—	—	—	2	2	1.000	—	—	1	5	1-0	—	—	8	—
TOTALS	2	42	5	13	.385	—	—	—	4	4	1.000	—	—	4	7	1-0	—	—	14	7.0
MICKELL GLADNESS																				
11-12	18	224	24	56	.429	0	0	—	6	12	.500	13	34	47	3	24-0	3	19	54	3.0
															HT: 6'11" WT: 220 ALABAMA A&M BORN: JULY 26, 1986					
THOMAS GOLA																				
															HT: 6'6" WT: 205 LA SALLE BORN: JANUARY 13, 1933					
55-56	68	2346	244	592	.412	—	—	—	244	333	.733	—	—	616	404	272-11	—	—	732	10.8
57-58	59	2126	295	711	.415	—	—	—	223	299	.746	—	—	639	327	225-11	—	—	813	13.8
58-59	64	2333	310	773	.401	—	—	—	281	357	.787	—	—	710	269	243-7	—	—	901	14.1
59-60	75	2870	426	983	.433	—	—	—	270	340	.794	—	—	779	409	311-9	—	—	1122	15.0
60-61	74	2735	420	940	.447	—	—	—	210	281	.747	—	—	692	292	321-13	—	—	1050	14.2
61-62	60	2462	322	765	.421	—	—	—	176	230	.765	—	—	585	295	266-16	—	—	820	13.7
62-63	21	822	111	243	.457	—	—	—	50	66	.758	—	—	248	73	93-4	—	—	272	13.0
TOTALS	421	15,694	2128	5007	.425	—	—	—	1454	1906	.763	—	—	4269	2069	1731-71	—	—	5710	13.6
PLAYOFF RECORD																				
55-56	10	360	38	107	.355	—	—	—	47	60	.783	—	—	101	58	47-2	—	—	123	12.3
57-58	8	327	36	109	.330	—	—	—	38	51	.745	—	—	84	32	24-0	—	—	110	13.8
59-60	9	340	42	102	.412	—	—	—	29	36	.805	—	—	95	50	41-3	—	—	113	12.5
60-61	3	127	7	34	.206	—	—	—	15	20	.750	—	—	37	15	14-1	—	—	29	9.7
61-62	9	316	19	70	.271	—	—	—	19	25	.760	—	—	74	24	38-2	—	—	57	6.3
TOTALS	39	1470	142	422	.336	—	—	—	148	192	.771	—	—	391	179	164-8	—	—	432	11.1
ALL-STAR RECORD																				
1960	—	20	5	13	.385	—	—	—	2	3	.667	—	—	4	2	3-0	—	—	12	—
1961	—	25	6	13	.462	—	—	—	2	4	.500	—	—	5	3	2-0	—	—	14	—
1962	Selected (Did Not Play, Injured)																			
TOTALS	2	45	11	26	.423	—	—	—	4	7	.571	—	—	9	5	5-0	—	—	26	13.0
JOSEPH GRABOSKI																				
															HT: 6'8" WT: 230 BORN: JANUARY 15, 1930					
53-54	71	2759	354	1000	.354	—	—	—	236	350	.674	—	—	670	163	223-4	—	—	944	13.3
54-55	70	2515	373	1096	.340	—	—	—	208	303	.686	—	—	636	182	259-8	—	—	954	13.6
55-56	72	2375	397	1075	.369	—	—	—	240	340	.706	—	—	642	190	272-5	—	—	1034	14.4
56-57	72	2501	390	1118	.349	—	—	—	252	322	.783	—	—	614	140	244-5	—	—	1032	14.3
57-58	72	2077	341	1017	.335	—	—	—	227	303	.749	—	—	570	120	249-3	—	—	909	12.6
58-59	72	2482	394	1116	.353	—	—	—	210	360	.583	—	—	751	148	249-5	—	—	1058	14.7
59-60	73	1269	217	583	.372	—	—	—	131	174	.753	—	—	358	111	147-1	—	—	565	7.7
60-61	68	1011	169	507	.333	—	—	—	127	183	.694	—	—	262	74	148-2	—	—	465	6.8
TOTALS	570	16,989	2635	7512	.351	—	—	—	1631	2335	.699	—	—	4503	1128	1591-33	—	—	6961	12.2
PLAYOFF RECORD																				
55-56	10	313	53	154	.344	—	—	—	26	35	.743	—	—	94	27	37-2	—	—	132	13.2
56-57	2	91	13	40	.325	—	—	—	9	11	.818	—	—	22	4	7-0	—	—	35	17.5
57-58	8	252	40	138	.290	—	—	—	18	23	.783	—	—	82	30	21-0	—	—	98	12.3
59-60	9	129	17	58	.293	—	—	—	7	9	.777	—	—	30	9	23-0	—	—	41	4.5
60-61	1	1	0	0	—	—	—	—	0	0	—	—	—	0	0	0-0	—	—	0	0.0
TOTALS	30	786	123	390	.315	—	—	—	60	78	.769	—	—	228	70	88-2	—	—	306	10.2
ORLANDO GRAHAM																				
															HT: 6'9" WT: 220 AUBURN-MONTGOMERY BORN: MAY 5, 1965					
88-89	7	22	3	10	.300	0	0	—	2	4	.500	8	3	11	0	6-0	0	0	8	1.1
PLAYOFF RECORD																				
88-89	2	8	1	2	.500	0	0	—	1	2	.500	0	1	1	0	0-0	0	0	3	1.5
JOSH GRANT																				
															HT: 6'10" WT: 225 UTAH BORN: AUGUST 7, 1967					
93-94	53	382	59	146	.404	17	61	.279	22	29	.759	27	62	89	24	62-0	18	8	157	3.0
PLAYOFF RECORD																				
93-94	1	1	0	0	—	0	0	—	0	0	—	0	0	0	0	0-0	0	0	0	0.0
JEFF GRAYER																				
															HT: 6'5" WT: 210 IOWA STATE BORN: DECEMBER 17, 1965					
92-93	48	1025	165	353	.467	2	14	.143	91	136	.669	71	86	157	70	120-1	31	8	423	8.8
93-94	67	1096	191	363	.526	2	12	.167	71	118	.602	76	115	191	62	103-0	33	13	455	6.8
97-98	4	23	4	7	.571	2	3	.667	0	0	—	0	4	4	1	7-0	2	0	10	2.5
TOTALS	119	2144	360	723	.498	6	29	.207	162	254	.638	147	205	352	133	230-1	66	21	888	7.5
PLAYOFF RECORD																				
93-94	3	46	11	20	.550	0	0	—	2	3	.667	1	5	6	1	7-0	1	1	24	8.0
DRAYMOND GREEN																				
															HT: 6'7" WT: 230 MICHIGAN STATE BORN: MARCH 4, 1990					
12-13	79	1061	84	257	.327	14	67	.209	45	55	.818	58	202	260	53	159-2	42	25	227	2.9
13-14	82	1797	187	459	.407	55	165	.333	82	123	.667	86	323	409	152	231-3	102	72	511	6.2
14-15	79	2490	339	765	.443	111	329	.337	132	200	.660	114	533	647	291	253-1	123	99	921	11.7
15-16	81	2808	401	819	.490	100	258	.388	229	329	.696	134	635	769	598	240-2	119	113	1131	14.0
TOTALS	321	8156	1011	2300	.440	280	819	.342	488	707	.690	392	1693	2085	1094	883-8	386	309	2790	8.7

WARRIORS ALL-TIME ROSTER

YEAR	G	MIN	FGM	FGA	PCT	3FG	3FGA	PCT	FTM	FTA	PCT	OFF	DEF	TOT	AST	PF-DQ	STL	BLK	PTS	AVG	
DRAYMOND GREEN																					
																			CONTINUED		
PLAYOFF RECORD																					
12-13	12	223	24	56	.429	9	23	.391	13	17	.765	14	37	51	19	35-2	6	10	70	5.8	
13-14	7	228	28	60	.467	8	29	.276	19	24	.792	18	40	58	20	33-2	12	12	83	11.9	
14-15	21	784	100	240	.417	24	91	.264	64	87	.736	46	166	212	109	89-2	38	25	288	13.7	
15-16	23	879	119	276	.431	38	104	.365	79	107	.738	38	190	228	138	81-0	37	41	355	15.4	
TOTALS	63	2114	271	632	.429	79	247	.320	175	235	.745	116	433	549	286	238-6	93	88	796	12.6	
ALL-STAR RECORD																					
2016	—	12	2	6	.333	0	1	.000	0	0	—	1	4	5	0	1-0	2	0	4	—	
RICKEY GREEN																					
77-78	76	1098	143	375	.381	—	—	—	54	90	.600	49	67	116	149	95-0	58	1	340	4.5	
																			HT: 6'1" WT: 170 MICHIGAN BORN: AUGUST 18, 1954		
NORM GREKIN																					
53-54	1	1	0	0	.000	—	—	—	0	0	.000	—	—	0	0	1-0	—	—	0	0.0	
																			HT: 6'5" WT: 180 LA SALLE BORN: JUNE 22, 1930		
TOM GUGLIOTTA																					
94-95	40	1324	176	397	.443	28	90	.311	55	97	.567	100	197	297	122	98-2	50	23	435	10.9	
																			HT: 6'10" WT: 240 NORTH CAROLINA STATE BORN: DECEMBER 19, 1969		
DAVE GUNTHER																					
62-63	1	5	1	2	.500	—	—	—	0	0	.000	—	—	3	3	1-0	—	—	2	2.0	
																			HT: 6'7" WT: 220 IOWA BORN: JULY 22, 1937		
AL GUOKAS																					
49-50	16	—	7	28	.250	—	—	—	3	3	1.000	—	—	—	10	27	—	—	17	1.1	
PLAYOFF RECORD																					
49-50	2	—	2	4	.500	—	—	—	2	6	.333	—	—	—	5	3	—	—	6	3.0	
																			HT: 6'5" WT: 200 ST. JOSEPH'S BORN: AUGUST 7, 1925		
MATT GUOKAS, SR.																					
46-47	47	—	28	104	.269	—	—	—	26	47	.553	—	—	—	9	70	—	—	82	1.7	
PLAYOFF RECORD																					
46-47	8	—	1	9	.111	—	—	—	2	5	.400	—	—	—	0	11	—	—	4	0.5	
																			HT: 6'3" WT: 195 ST. JOSEPH'S BORN: NOVEMBER 11, 1915		
A.J. GUYTON																					
02-03	2	9	0	4	.000	0	1	.000	0	0	—	0	0	0	2	0-0	1	0	0	0.0	
																			HT: 6'1" WT: 180 INDIANA BORN: FEBRUARY 13, 1978		
CHARLES HALBERT																					
47-48	46	—	156	605	.258	—	—	—	140	220	.636	—	—	—	32	136	126	—	—	452	9.8
PLAYOFF RECORD																					
47-48	13	—	49	185	.265	—	—	—	51	84	.607	—	—	—	4	45	—	—	149	11.5	
GEERT HAMMINK																					
95-96	3	10	1	2	.500	0	0	—	2	3	.667	0	1	1	0	1-0	0	0	4	1.3	
																			HT: 7'0" WT: 262 LOUISIANA STATE BORN: JULY 12, 1969		
TIM HARDAWAY																					
89-90	79	2663	464	985	.471	23	84	.274	211	276	.764	57	253	310	689	232-6	165	12	1162	14.7	
90-91	82	3215	739	1551	.476	97	252	.385	306	381	.803	87	245	332	793	228-7	214	12	1881	22.9	
91-92	81	3332	734	1592	.461	127	376	.338	298	389	.766	81	229	310	807	208-1	164	13	1893	23.4	
92-93	66	2609	522	1168	.447	102	309	.330	273	367	.744	60	203	263	699	152-0	116	12	1419	21.5	
93-94	Missed entire season due to injury																				
94-95	62	2321	430	1007	.427	168	444	.378	219	288	.760	46	144	190	578	155-1	88	12	1247	20.1	
95-96	52	1487	255	606	.421	85	232	.366	140	182	.769	22	109	131	360	131-3	74	11	735	14.1	
TOTALS	422	15,627	3144	6909	.455	602	1697	.355	1447	1883	.768	353	1183	1536	3926	1106-18	821	72	8337	25.8	
PLAYOFF RECORD																					
90-91	9	396	90	185	.486	17	48	.354	30	38	.789	5	28	33	101	22-0	28	7	227	25.2	
91-92	4	176	32	80	.400	10	29	.345	24	37	.649	6	9	15	29	14-0	13	0	98	24.5	
TOTALS	13	572	122	265	.460	27	77	.351	54	75	.720	11	37	48	130	36-0	41	7	325	25.0	
ALL-STAR RECORD																					
1991	—	12	2	7	.286	1	2	.500	0	0	—	2	1	3	4	1-0	2	0	5	—	
1992	—	20	5	10	.500	2	5	.400	2	2	1.000	0	0	0	7	2-0	1	0	14	—	
1993	—	21	3	9	.333	1	3	.333	9	12	.750	1	5	6	4	1-0	1	0	16	—	
TOTALS	3	53	10	26	.385	4	10	.400	11	18	.786	3	6	9	15	4-0	4	0	35	11.7	
AL HARRINGTON																					
06-07	42	1355	272	596	.456	73	175	.417	96	141	.681	80	190	270	98	153-2	40	14	713	17.0	
07-08	81	2190	401	923	.434	153	408	.375	147	190	.774	107	332	439	132	266-2	74	16	1102	13.6	
08-09	5	166	23	70	.329	11	28	.393	5	10	.500	10	18	28	10	14-0	7	0	62	12.4	
TOTALS	128	3711	696	1589	.438	237	611	.388	248	341	.727	197	540	737	240	433-4	121	30	1877	14.7	
PLAYOFF RECORD																					
06-07	11	262	39	98	.398	15	38	.395	19	30	.633	17	34	51	6	40-1	5	10	112	10.2	
STEVE HARRIS																					
87-88	44	885	189	401	.471	0	6	.000	74	97	.763	41	64	105	70	74-0	42	6	452	10.3	
																			HT: 6'5" WT: 195 TULSA BORN: OCTOBER 15, 1963		
JOSEPH HASSETT																					
80-81	24	434	84	198	.424	43	116	.371	7	8	.875	13	30	43	56	44-0	8	2	218	9.1	
81-82	68	787	144	382	.377	71	214	.332	31	37	.838	13	40	53	104	94-1	30	3	390	5.7	
82-83	6	139	19	44	.432	1	9	.111	0	0	—	3	8	11	21	14-0	2	0	39	6.5	
TOTALS	98	1360	247	624	.396	115	339	.339	38	45	.844	29	78	107	181	152-1	40	5	647	6.6	

WARRIORS ALL-TIME ROSTER



YEAR	G	MIN	FGM	FGA	PCT	3FG	3FGA	PCT	FTM	FTA	PCT	OFF	DEF	TOT	AST	PF-DQ	STL	BLK	PTS	AVG
VERN HATTON														HT: 6'3" WT: 195		KENTUCKY		BORN: JANUARY 13, 1936		
58-59	64	1109	149	418	.356	—	—	—	77	105	.733	—	—	178	70	111-0	—	—	375	5.9
59-60	67	1049	127	356	.357	—	—	—	53	87	.609	—	—	152	82	61-0	—	—	307	4.6
60-61	54	610	97	304	.319	—	—	—	46	56	.821	—	—	92	59	59-0	—	—	240	4.4
TOTALS	185	2785	366	1078	.340	—	—	—	176	248	.710	—	—	422	211	231-0	—	—	922	5.0
PLAYOFF RECORD																				
59-60	6	17	4	13	.308	—	—	—	1	3	.333	—	—	3	1	3-0	—	—	9	1.5
ROBERT "BUBBLES" HAWKINS														HT: 6'4" WT: 190		ILLINOIS STATE		BORN: JUNE 30, 1954		
75-76	32	153	53	104	.510	—	—	—	20	31	.645	16	14	30	16	31-0	10	8	126	3.9
PLAYOFF RECORD																				
75-76	5	12	4	5	.800	—	—	—	2	2	1.000	0	0	0	0	6-0	1	—	10	2.0
CEDRIC HENDERSON														HT: 6'7" WT: 225		MEMPHIS		BORN: MARCH 11, 1975		
01-02	12	70	15	31	.484	2	4	.500	4	7	.571	1	2	3	4	4-0	6	2	36	3.0
KEVIN HENDERSON														HT: 6'4" WT: 195		CAL-STATE FULLERTON		BORN: MARCH 22, 1964		
86-87	5	45	3	8	.375	0	0	—	2	2	1.000	1	2	3	11	9-0	1	0	8	1.6
87-88	12	170	19	48	.396	0	1	.000	10	14	.714	6	11	17	21	24-0	8	0	48	4.0
TOTALS	17	215	22	56	.393	0	1	.000	12	16	.750	7	13	20	32	33-0	9	0	56	3.3
LAWRENCE HENNESSY														HT: 6'3" WT: 220		VILLANOVA		BORN: MAY 20, 1929		
55-56	53	444	85	247	.344	—	—	—	26	32	.813	—	—	49	46	37-0	—	—	196	3.7
PLAYOFF RECORD																				
55-56	3	11	0	9	.000	—	—	—	0	0	—	—	—	1	2	1-0	—	—	0	0.0
FRED HETZEL														HT: 6'8" WT: 230		DAVIDSON		BORN: JULY 21, 1942		
65-66	56	722	160	401	.399	—	—	—	63	97	.685	—	—	290	27	121-2	—	—	383	6.8
66-67	77	2123	373	932	.400	—	—	—	192	237	.810	—	—	639	111	228-3	—	—	938	12.2
67-68	77	2394	533	1287	.414	—	—	—	395	474	.833	—	—	546	131	262-7	—	—	1461	19.0
TOTALS	210	5239	1066	2620	.407	—	—	—	650	808	.804	—	—	1475	269	611-12	—	—	2782	13.2
PLAYOFF RECORD																				
66-67	13	308	51	133	.383	—	—	—	22	28	.786	—	—	93	23	36-1	—	—	124	9.5
67-68	10	321	69	150	.460	—	—	—	50	61	.820	—	—	66	16	44-2	—	—	188	18.8
TOTALS	23	629	120	283	.424	—	—	—	72	89	.809	—	—	159	39	80-3	—	—	312	13.6
ROD HIGGINS														HT: 6'7" WT: 205		FRESNO STATE		BORN: JANUARY 31, 1960		
86-87	73	1497	214	412	.519	3	17	.176	200	240	.833	72	165	237	96	145-0	40	21	631	8.6
87-88	68	2188	381	725	.526	19	39	.487	273	322	.848	94	199	293	188	188-2	70	31	1054	15.5
88-89	81	1887	301	633	.476	66	168	.393	188	229	.821	111	265	376	160	172-2	39	42	856	10.6
89-90	82	1993	304	632	.481	67	193	.347	234	285	.821	120	302	422	129	184-0	47	53	909	11.1
90-91	82	2024	259	559	.463	73	220	.332	185	226	.819	109	245	354	113	198-2	52	37	776	9.5
91-92	25	535	87	211	.412	33	95	.347	48	59	.814	30	55	85	22	75-2	15	13	255	10.2
94-95	5	46	3	12	.250	1	6	.167	3	4	.750	4	3	7	3	7-0	1	1	10	2.0
TOTALS	416	10170	1549	3184	.486	262	738	.355	1131	1365	.829	540	1234	1774	711	969-8	264	198	4491	10.8
PLAYOFF RECORD																				
86-87	10	177	18	46	.391	1	1	1.000	6	9	.667	5	16	21	12	20-0	11	6	43	4.3
88-89	8	267	40	82	.488	10	35	.286	29	34	.853	23	36	59	20	19-0	13	7	119	14.9
90-91	9	214	26	61	.426	8	26	.308	23	28	.821	9	20	29	18	28-0	2	8	83	9.2
91-92	2	17	2	5	.400	0	2	.000	2	2	1.000	0	0	0	1	1-0	1	0	6	3.0
TOTALS	29	675	86	194	.433	19	64	.297	60	73	.822	37	72	109	51	68-0	27	21	251	8.7
SEAN HIGGINS														HT: 6'8" WT: 210		MICHIGAN		BORN: DECEMBER 30, 1968		
92-93	29	591	96	215	.447	13	37	.351	35	47	.745	23	45	68	66	54-0	13	5	240	8.3
WAYNE HIGHTOWER														HT: 6'8" WT: 192		KANSAS		BORN: JANUARY 14, 1940		
62-63	66	1387	192	548	.350	—	—	—	105	157	.669	—	—	354	51	181-5	—	—	489	7.4
63-64	79	2536	393	1032	.381	—	—	—	260	329	.790	—	—	566	133	269-7	—	—	1046	13.2
64-65	48	1037	136	396	.343	—	—	—	133	173	.769	—	—	247	38	143-1	—	—	405	8.4
TOTALS	193	4960	721	1976	.365	—	—	—	498	659	.756	—	—	1167	222	593-13	—	—	1940	10.1
PLAYOFF RECORD																				
63-64	12	286	29	112	.259	—	—	—	23	33	.697	—	—	50	18	42-1	—	—	81	6.8
GARY HILL														HT: 6'4" WT: 185		OKLAHOMA CITY		BORN: OCTOBER 7, 1941		
63-64	67	1015	146	384	.380	—	—	—	51	77	.662	—	—	114	103	165-2	—	—	343	5.1
64-65	9	88	10	35	.286	—	—	—	7	14	.500	—	—	15	6	10-0	—	—	27	3.0
TOTALS	76	1103	156	419	.372	—	—	—	58	91	.637	—	—	129	109	175-2	—	—	370	4.9
PLAYOFF RECORD																				
63-64	9	69	12	24	.500	—	—	—	4	13	.308	—	—	6	8	13-0	—	—	28	3.1
TYRONE HILL														HT: 6'9" WT: 243		XAVIER		BORN: MARCH 17, 1968		
90-91	74	1192	147	299	.492	0	0	—	96	152	.632	157	226	383	19	264-8	33	30	390	5.3
91-92	82	1886	254	487	.522	0	1	.000	163	235	.694	182	411	593	47	315-7	73	43	671	8.2
92-93	74	2070	251	494	.508	0	4	.000	138	221	.624	255	499	754	68	320-8	41	40	640	8.6
TOTALS	230	5148	652	1280	.509	0	5	.000	397	608	.653	594	1136	1730	134	899-23	147	113	1701	7.4
PLAYOFF RECORD																				
90-91	9	80	9	14	.643	0	1	.000	4	6	.667	7	16	23	2	25-2	3	4	22	2.4
91-92	4	47	3	7	.429	0	0	—	0	2	.000	3	5	8	1	12-0	2	0	6	1.5
TOTALS	13	127	12	21	.571	0	1	.000	4	8	.500	10	21	31	3	37-2	5	4	28	2.2

WARRIORS ALL-TIME ROSTER

YEAR	G	MIN	FGM	FGA	PCT	3FG	3FGA	PCT	FTM	FTA	PCT	OFF	DEF	TOT	AST	PF-DQ	STL	BLK	PTS	AVG
ARTHUR HILLHOUSE																HT: 6'7" WT: 230 LONG ISLAND BORN: JUNE 12, 1916				
46-47	60	—	120	412	.291	—	—	—	120	166	.723	—	—	—	41	139-	—	—	360	6.0
47-48	11	—	14	71	.197	—	—	—	30	37	.811	—	—	—	3	30-	—	—	58	1.8
TOTALS	71	—	134	483	.277	—	—	—	150	203	.739	—	—	—	44	169-	—	—	418	5.9
PLAYOFF RECORD																				
46-47	10	—	24	91	.264	—	—	—	39	46	.848	—	—	—	8	41-	—	—	87	8.7
DARNELL HILLMAN																HT: 6'9" WT: 215 SAN JOSE STATE BORN: AUGUST 28, 1949				
79-80	49	708	82	179	.458	0	0	—	34	68	.500	59	121	180	47	128-2	21	24	198	4.0
LEW HITCH																HT: 6'9" WT: 215 KANSAS STATE BORN: JULY 16, 1929				
56-57	68	1133	111	296	.375	—	—	—	63	88	.716	—	—	253	40	103-0	—	—	285	4.2
PLAYOFF RECORD																				
56-57	2	3	0	1	.000	—	—	—	2	2	1.000	—	—	2	0	0-0	—	—	2	1.0
PAUL HOFFMAN																HT: 6'2" WT: 205 PURDUE BORN: MAY 5, 1925				
54-55	38	670	65	216	.301	—	—	—	64	93	.688	—	—	124	94	93-0	—	—	194	5.1
JUSTIN HOLIDAY																HT: 6'6" WT: 185 WASHINGTON BORN: APRIL 5, 1989				
14-15	59	657	91	235	.387	35	109	.321	37	45	.822	12	61	73	48	54-0	40	12	254	4.3
PLAYOFF RECORD																				
14-15	5	11	1	2	.500	1	1	1.000	0	0	---	0	1	1	1	1-0	0	0	3	0.6
DAVE HOPPEN																HT: 6'11" WT: 235 NEBRASKA BORN: MARCH 13, 1964				
87-88	36	607	80	172	.465	0	1	.000	51	59	.864	54	113	167	30	84-1	13	6	211	5.9
BYRON HOUSTON																HT: 6'5" WT: 250 OKLAHOMA STATE BORN: NOVEMBER 22, 1969				
92-93	79	1274	145	325	.446	2	7	.286	129	194	.665	119	196	315	69	253-12	44	43	421	5.3
93-94	71	866	81	177	.458	1	7	.143	33	54	.611	67	127	194	32	181-4	33	31	196	2.8
TOTALS	150	2140	226	502	.450	3	14	.214	162	248	.653	186	323	509	101	434-16	77	74	617	4.1
PLAYOFF RECORD																				
93-94	3	46	6	8	.750	0	0	—	3	5	.600	2	3	5	3	9-0	1	2	15	5.0
TROY HUDSON																HT: 6'1" WT: 175 SOUTHERN ILLINOIS BORN: MARCH 13, 1976				
07-08	9	93	9	31	.290	4	12	.333	6	6	1.000	0	7	9	9	4-0	3	0	28	3.1
LARRY HUGHES																HT: 6'5" WT: 184 ST. LOUIS BORN: JANUARY 23, 1979				
99-00	32	1306	267	686	.389	18	74	.243	173	235	.736	61	129	190	130	97-2	61	16	725	22.7
00-01	50	1846	308	805	.383	14	75	.187	193	252	.766	76	200	276	223	147-2	96	29	823	16.5
01-02	73	2049	343	810	.423	18	93	.194	191	259	.737	83	162	245	316	150-0	113	23	895	12.3
TOTALS	155	5201	918	2301	.425	50	242	.207	557	746	.747	220	491	711	669	394-4	270	68	2443	15.8
CHRIS HUNTER																HT: 6'11" WT: 240 MICHIGAN BORN: JUNE 9, 1984				
09-10	60	783	109	217	.502	0	4	.000	52	69	.754	56	111	167	37	132-3	13	35	270	4.5
GEOFF HUSTON																HT: 6'2" WT: 175 TEXAS TECH BORN: NOVEMBER 8, 1957				
85-86	82	1208	140	273	.513	2	6	.333	63	92	.685	10	55	65	342	67-0	38	4	345	4.2
ANDRE IGUODALA																HT: 6'6" WT: 215 ARIZONA BORN: JANUARY 28, 1984				
13-14	63	2040	220	458	.480	62	175	.354	86	132	.652	53	240	293	263	100-0	95	18	588	9.3
14-15	77	2069	231	496	.466	74	212	.349	68	114	.596	44	213	257	228	100-0	89	25	604	9.8
15-16	24	767	78	164	.476	25	65	.385	32	57	.561	35	70	105	90	37-0	29	10	213	8.9
TOTALS	52	1650	191	397	.481	62	162	.383	79	155	.510	56	176	232	196	98-1	63	19	523	10.1
PLAYOFF RECORD																				
13-14	7	248	32	62	.516	8	15	.533	20	33	.606	5	28	33	31	19-1	9	2	92	13.1
14-15	21	635	81	171	.474	29	82	.354	27	65	.415	16	78	94	75	42-0	25	7	218	10.4
15-16	65	1732	176	368	.478	54	154	.351	51	83	.614	52	211	263	219	102-0	73	19	457	7.0
TOTALS	205	5841	627	1322	.474	190	541	.351	205	329	.623	149	664	813	710	305-0	257	62	1649	8.0
JARRETT JACK																HT: 6'3" WT: 197 GEORGIA TECH BORN: NOVEMBER 28, 1983				
12-13	79	2349	387	857	.452	82	203	.404	167	198	.843	21	222	243	438	134-0	60	11	1023	12.9
PLAYOFF RECORD																				
12-13	12	426	78	154	.506	7	24	.292	43	48	.896	7	46	53	56	26-0	11	4	206	17.2
JAREN JACKSON																HT: 6'4" WT: 190 GEORGETOWN BORN: OCTOBER 27, 1967				
91-92	5	54	11	23	.478	0	0	—	4	6	.667	5	5	10	3	7-1	2	0	26	5.2
JIM JACKSON																HT: 6'6" WT: 220 OHIO STATE BORN: OCTOBER 14, 1970				
97-98	31	1258	230	572	.402	22	79	.278	103	128	.805	61	112	173	158	74-0	38	2	585	18.9
MARC JACKSON																HT: 6'10" WT: 270 TEMPLE BORN: JANUARY 16, 1975				
00-01	48	1410	237	508	.467	5	23	.217	154	192	.802	119	242	361	59	138-1	34	27	633	13.2
01-02	17	169	22	65	.338	0	0	---	40	48	.833	17	26	43	7	25-0	5	3	84	4.9
TOTALS	65	1579	259	573	.452	5	23	.217	194	240	.808	136	268	404	66	163-1	39	30	717	11.0
STEPHEN JACKSON																HT: 6'8" WT: 215 OAK HILL ACADEMY (MOUTH OF WILSON, VA) BORN: APRIL 5, 1978				
06-07	38	1293	229	514	.446	59	173	.341	123	153	.804	44	83	127	173	113-2	51	14	640	16.8
07-08	73	2855	488	1204	.405	182	501	.363	308	370	.832	67	251	318	300	171-1	92	29	1466	20.1
08-09	59	2339	413	997	.414	103	305	.338	294	356	.826	70	233	303	381	153-2	88	31	1223	20.7
09-10	9	300	56	133	.421	11	40	.275	26	37	.703	6	29	35	42	16-0	14	6	149	16.6
TOTALS	179	6787	1186	2848	.416	355	1019	.348	751	916	.820	187	596	783	896	453-5	245	80	3478	19.4
PLAYOFF RECORD																				
06-07	11	454	61	161	.379	26	72	.361	71	87	.816	6	34	40	40	39-0	22	8	219	19.9

WARRIORS ALL-TIME ROSTER



YEAR	G	MIN	FGM	FGA	PCT	3FG	3FGA	PCT	FTM	FTA	PCT	OFF	DEF	TOT	AST	PF-DQ	STL	BLK	PTS	AVG
SAM JACOBSON																HT: 6'4" WT: 219 MINNESOTA BORN: JULY 22, 1975				
99-00	49	663	103	203	.507	9	24	.375	30	39	.769	25	45	70	30	112-30	29	3	245	5.0
ANTAWN JAMISON																HT: 6'9" WT: 223 NORTH CAROLINA BORN: JUNE 12, 1979				
98-99	47	1058	178	394	.452	3	10	.300	90	153	.588	131	170	301	34	102-1	38	16	449	9.6
99-00	43	1556	356	756	.471	2	7	.286	127	208	.611	172	187	359	90	115-0	30	15	841	19.6
00-01	82	3394	800	1812	.442	62	205	.302	382	534	.715	280	435	715	164	225-2	114	28	2044	24.9
01-02	82	3033	614	1375	.447	668	210	.324	323	440	.734	211	345	556	161	187-0	70	45	1619	19.7
02-03	82	3226	691	1471	.470	65	209	.311	375	475	.789	195	383	578	156	197-1	76	45	1822	22.2
TOTALS	336	12267	2639	5808	.454	200	641	.312	1297	1810	.717	989	1520	2509	605	826-4	328	149	6775	20.2
SARUNAS JASIKEVICIUS																HT: 6'4" WT: 197 MARYLAND BORN: MARCH 5, 1976				
06-07	26	309	37	101	.366	12	44	.273	27	31	.871	5	16	21	61	22-0	13	1	113	4.3
PLAYOFF RECORD																				
06-07	4	6	0	1	.000	0	0	—	1	2	.500	0	0	0	2	1-0	0	0	1	0.3
RICHARD JEFFERSON																HT: 6'7" WT: 230 ARIZONA BORN: JUNE 21, 1980				
11-12	22	580	71	169	.420	33	79	.418	24	35	.686	8	68	76	33	38-0	12	7	179	9.0
12-13	56	568	62	136	.456	14	45	.311	38	53	.717	5	79	84	31	45-0	14	7	196	3.1
TOTALS	78	1148	133	305	.436	47	124	.379	62	88	.705	13	147	160	64	83-0	26	14	375	4.8
PLAYOFF RECORD																				
12-13	7	39	4	9	.444	2	3	.667	3	9	.333	2	5	7	1	5-0	1	1	13	1.9
CHARLES JENKINS																HT: 6'3" WT: 220 HOFSTRA BORN: FEBRUARY 28, 1989				
11-12	10	99	12	32	.375	2	3	.667	14	17	.824	8	9	17	9	12-0	0	1	40	4.0
12-13	47	291	35	83	.422	1	2	.500	10	18	.556	5	16	21	28	18-0	9	1	81	1.7
TOTALS	98	1184	165	374	.441	4	22	.182	44	57	.772	13	76	89	198	103-0	42	7	378	3.9
KEITH JENNINGS																HT: 5'7" WT: 160 EAST TENNESSEE STATE BORN: NOVEMBER 2, 1968				
92-93	8	136	25	42	.595	5	9	.556	14	18	.778	2	9	11	23	18-0	4	0	69	8.6
93-94	76	1097	138	342	.404	56	151	.371	100	120	.833	16	73	89	218	62-0	65	0	432	5.7
94-95	80	1722	190	425	.447	75	204	.368	134	153	.876	26	122	148	373	133-0	95	2	589	7.4
TOTALS	164	2955	353	809	.436	136	364	.374	248	291	.852	44	204	248	614	213-0	164	2	1090	6.6
PLAYOFF RECORD																				
93-94	3	39	4	13	.308	1	5	.200	6	7	.857	1	4	5	4	11-0	1	0	15	5.0
LES JEPSEN																HT: 7'0" WT: 245 IOWA BORN: JUNE 24, 1967				
90-91	21	105	11	36	.306	0	1	.000	6	9	.667	17	20	37	1	16-0	1	3	28	1.3
ANDY JOHNSON																HT: 6'5" WT: 215 PORTLAND BORN: NOVEMBER 8, 1931				
58-59	67	1158	174	466	.373	—	—	—	115	191	.602	—	—	212	90	176-4	—	—	463	6.9
59-60	75	1421	245	648	.378	—	—	—	125	208	.601	—	—	282	152	196-5	—	—	615	8.2
60-61	79	2000	299	834	.359	—	—	—	157	275	.571	—	—	345	205	249-3	—	—	755	9.6
TOTALS	221	4579	718	1948	.369	—	—	—	397	674	.589	—	—	839	447	621-12	—	—	1833	8.3
PLAYOFF RECORD																				
59-60	9	183	28	67	.418	—	—	—	24	47	.511	—	—	45	21	26-1	—	—	80	8.9
60-61	3	50	7	22	.318	—	—	—	6	9	.667	—	—	10	1	11-0	—	—	20	6.7
TOTALS	12	233	35	89	.393	—	—	—	30	56	.536	—	—	55	22	37-1	—	—	100	8.3
AVERY JOHNSON																HT: 5'11" WT: 180 SOUTHERN BORN: MARCH 25, 1965				
93-94	82	2332	356	724	.492	0	12	.000	178	253	.704	41	135	176	433	160-0	113	8	890	10.9
03-04	46	637	80	199	.402	0	3	.000	52	78	.667	3	30	33	111	34-0	26	3	212	4.6
TOTALS	128	2969	436	923	.472	0	15	.000	230	331	.695	44	165	209	544	194-0	139	11	1102	8.6
PLAYOFF RECORD																				
93-94	3	41	9	17	.529	0	0	—	0	1	.000	0	3	3	10	2-0	4	1	18	6.0
CHARLES JOHNSON																HT: 6'0" WT: 170 CALIFORNIA BORN: MARCH 31, 1949				
72-73	70	887	171	400	.428	—	—	—	33	46	.717	—	—	132	118	105-0	—	—	375	5.4
73-74	59	1051	194	468	.415	—	—	—	38	55	.691	49	126	175	102	111-1	62	7	426	7.2
74-75	79	2171	394	957	.412	—	—	—	75	102	.735	134	177	311	233	204-2	138	8	863	10.9
75-76	81	1549	342	732	.467	—	—	—	60	79	.759	77	125	202	122	178-1	100	7	744	9.2
76-77	79	1196	255	583	.437	—	—	—	49	69	.710	50	91	141	91	134-1	77	7	559	7.1
77-78	32	492	96	235	.409	—	—	—	7	10	.700	23	39	62	48	53-0	31	4	199	6.2
TOTALS	400	7346	1452	3375	.430	—	—	—	262	361	.726	333	558	1023	714	785-5	408	33	3166	7.9
PLAYOFF RECORD																				
72-73	6	70	10	26	.385	—	—	—	3	6	.500	—	—	10	11	4-0	—	—	23	3.8
74-75	17	508	97	231	.420	—	—	—	18	24	.750	19	41	60	35	54-1	25	6	212	12.5
75-76	13	284	52	127	.409	—	—	—	16	19	.842	14	21	35	20	39-0	22	0	120	9.2
76-77	10	161	29	74	.392	—	—	—	7	8	.875	5	10	15	7	16-0	8	1	65	6.5
TOTALS	46	1023	188	458	.410	—	—	—	44	57	.772	38	72	120	73	113-1	55	7	420	9.1
GEORGE JOHNSON																HT: 6'11" WT: 205 DILLARD BORN: DECEMBER 18, 1948				
72-73	56	349	41	100	.410	—	—	—	7	17	.412	—	—	138	8	40-0	—	—	89	1.6
73-74	66	1291	173	358	.483	—	—	—	59	107	.551	190	323	522	73	176-3	35	124	405	6.1
74-75	82	1439	152	319	.476	—	—	—	60	91	.659	217	357	574	67	206-1	32	136	364	4.4
75-76	82	1745	165	341	.484	—	—	—	70	104	.673	200	427	627	85	257-6	51	174	400	4.9
76-77	39	597	73	150	.487	—	—	—	25	31	.806	87	124	211	26	105-2	15	73	171	4.4
TOTALS	325	5421	604	1268	.476	—	—	—	221	350	.631	694	1231	2063	259	784-12	133	507	1369	4.2

WARRIORS ALL-TIME ROSTER

YEAR	G	MIN	FGM	FGA	PCT	3FG	3FGA	PCT	FTM	FTA	PCT	OFF	DEF	TOT	AST	PF-DQ	STL	BLK	PTS	AVG	
GEORGE JOHNSON																				CONTINUED	
PLAYOFF RECORD																					
72-73	9	45	6	15	.400	—	—	—	1	4	.250	—	—	14	3	7-0	—	—	13	1.4	
74-75	17	321	36	63	.571	—	—	—	16	27	.593	54	72	126	15	50-1	9	40	88	5.2	
75-76	13	261	31	54	.574	—	—	—	14	19	.737	38	49	87	17	46-0	14	23	76	5.8	
TOTALS	39	627	73	132	.553	—	—	—	31	50	.620	92	121	227	35	103-1	23	63	177	4.5	
LYNBERT "CHEESE" JOHNSON																					
79-80	9	53	12	30	.400	0	0	—	3	5	.600	6	8	14	2	11-0	1	0	27	3.0	
HT: 6'6" WT: 195 WICHITA STATE BORN: SEPTEMBER 7, 1957																					
MARQUES JOHNSON																					
89-90	10	99	12	32	.375	2	3	.667	14	17	.824	8	9	17	9	12-0	0	1	40	4.0	
HT: 6'7" WT: 235 UCLA BORN: FEBRUARY 8, 1956																					
STEVE JOHNSON																					
90-91	24	228	34	63	.540	0	0	—	22	37	.595	18	39	57	17	50-1	4	4	90	3.8	
HT: 6'10" WT: 240 OREGON STATE BORN: NOVEMBER 3, 1957																					
WALLACE "MICKY" JOHNSON																					
82-83	30	899	162	359	.451	1	17	.059	141	170	.829	88	157	245	100	131-6	25	23	466	15.5	
83-84	78	2122	359	852	.421	5	29	.172	339	432	.785	198	320	581	219	290-3	101	30	1062	13.6	
84-85	66	1565	304	714	.426	7	30	.233	260	316	.823	149	247	396	149	221-5	70	35	875	13.3	
TOTALS	174	4586	825	1925	.429	13	76	.171	740	918	.806	435	724	1159	468	642-14	196	88	2403	13.8	
NEIL JOHNSON																					
51-52	64	993	141	299	.472	—	—	—	100	151	.662	—	—	342	39	154-5	—	—	382	6.0	
52-53	70	3166	504	1114	.452	—	—	—	556	794	.700	—	—	976	197	248-6	—	—	1564	22.3	
53-54	72	3296	591	1317	.449	—	—	—	557	772	.747	—	—	797	203	259-7	—	—	1759	24.4	
54-55	72	2917	521	1184	.440	—	—	—	589	769	.766	—	—	1085	215	255-4	—	—	1631	22.7	
55-56	70	2594	499	1092	.457	—	—	—	549	685	.801	—	—	872	225	251-8	—	—	1547	22.1	
56-57	69	2531	520	1163	.447	—	—	—	535	648	.826	—	—	855	203	231-2	—	—	1575	22.8	
57-58	71	2408	473	1102	.429	—	—	—	442	540	.819	—	—	790	166	233-4	—	—	1388	19.5	
58-59	28	393	54	164	.329	—	—	—	69	88	.784	—	—	139	21	50-0	—	—	177	5.0	
TOTALS	516	18,298	3303	7435	.444	—	—	—	3417	4447	.758	—	—	5856	1269	1681-36	—	—	10,023	19.4	
PLAYOFF RECORD																					
51-52	3	32	5	10	.500	—	—	—	6	8	.750	—	—	10	1	8-0	—	—	16	5.3	
55-56	10	397	69	169	.408	—	—	—	65	92	.707	—	—	143	51	41-0	—	—	203	20.3	
56-57	2	84	17	53	.321	—	—	—	4	6	.667	—	—	35	9	9-0	—	—	38	19.0	
57-58	8	189	30	78	.385	—	—	—	27	33	.818	—	—	69	14	18-0	—	—	87	10.9	
TOTALS	23	702	121	310	.390	—	—	—	102	139	.734	—	—	257	75	76-0	—	—	344	15.0	
ALL-STAR RECORD																					
1953	—	27	5	13	.385	—	—	—	1	2	.500	—	—	12	0	2-0	—	—	11	—	
1954	—	20	2	9	.222	—	—	—	2	4	.500	—	—	7	2	1-0	—	—	6	—	
1955	—	15	1	7	.143	—	—	—	1	1	1.000	—	—	6	1	0-0	—	—	3	—	
1956	—	25	5	9	.556	—	—	—	7	11	.636	—	—	10	1	3-0	—	—	17	—	
1957	—	23	8	12	.667	—	—	—	3	3	1.000	—	—	9	1	2-0	—	—	19	—	
1958	—	22	6	13	.462	—	—	—	2	2	1.000	—	—	8	1	5-0	—	—	14	—	
TOTALS	6	132	27	63	.429	—	—	—	16	23	.696	—	—	52	6	13-0	—	—	70	11.7	
DAMON JONES																					
99-00	13	196	25	54	.463	11	23	.478	7	9	.778	0	16	16	39	13-0	6	0	68	5.2	
HT: 6'3" WT: 185 HOUSTON BORN: AUGUST 25, 1976																					
DWAYNE JONES																					
PLAYOFF RECORD																					
12-13	2	2	0	0	—	0	0	—	0	0	—	0	0	0	0	0-0	0	0	0	0.0	
RONALD "POPEYE" JONES																					
03-04	5	10	0	2	.000	0	0	—	0	0	—	1	0	1	0	2-0	0	0	0	0.0	
HT: 6'8" WT: 265 MURRAY STATE BORN: JUNE 17, 1970																					
RYAN "NICK" JONES																					
70-71	81	1183	225	523	.430	—	—	—	111	151	.735	—	—	110	113	192-0	—	—	561	6.9	
71-72	65	478	82	196	.418	—	—	—	51	61	.836	—	—	39	45	109-0	—	—	215	3.3	
TOTALS	146	1661	307	719	.427	—	—	—	162	212	.764	—	—	149	158	301-0	—	—	776	5.3	
PLAYOFF RECORD																					
70-71	5	77	7	26	.269	—	—	—	15	18	.833	—	—	5	5	9-0	—	—	29	5.8	
71-72	2	7	1	2	.500	—	—	—	2	2	1.000	—	—	0	2	0-0	—	—	4	2.0	
TOTALS	7	85	8	28	.286	—	—	—	17	20	.850	—	—	5	7	9-0	—	—	33	4.7	
SHELTON JONES																					
88-89	2	13	3	5	.600	—	—	—	0	0	—	2	0	2	2	—	3	—	6	3.0	
HT: 6'8" WT: 210 ST. JOHN'S BORN: APRIL 6, 1966																					
RALPH KAPLOWITZ																					
46-47	57	—	146	523	.274	—	—	—	111	151	.735	—	—	—	38	122-	—	—	403	7.1	
47-48	48	—	71	292	.243	—	—	—	47	60	.783	—	—	—	19	100-	—	—	189	3.9	
TOTALS	105	—	217	815	.266	—	—	—	158	211	.749	—	—	—	57	222-	—	—	592	5.6	
PLAYOFF RECORD																					
46-47	10	—	22	98	.224	—	—	—	22	27	.815	—	—	—	6	25-	—	—	66	6.6	
47-48	13	—	32	93	.344	—	—	—	22	29	.759	—	—	—	7	22-	—	—	86	6.6	
TOTALS	23	—	54	191	.283	—	—	—	44	56	.786	—	—	—	13	47-	—	—	152	6.6	
COBY KARL																					
09-10	4	108	11	32	.344	2	11	.182	4	6	.667	4	12	16	15	14-1	3	1	28	7.0	
HT: 6'5" WT: 215 BOISE STATE BORN: MARCH 6, 1983																					

WARRIORS ALL-TIME ROSTER



YEAR	G	MIN	FGM	FGA	PCT	3FG	3FGA	PCT	FTM	FTA	PCT	OFF	DEF	TOT	AST	PF-DQ	STL	BLK	PTS	AVG	
MIKE KEARNS														HT: 6'2" WT: 178		PRINCETON		BORN: JUNE 18, 1929			
54-55	6	25	0	5	.000	—	—	—	1	4	.250	—	—	3	5	1-0	—	—	1	0.2	
ADAM KEEFFE														HT: 6'9" WT: 230		STANFORD		BORN: FEBRUARY 22, 1970			
00-01	67	836	64	159	.403	1	3	.333	39	63	.619	90	119	209	36	102-0	28	20	168	2.5	
FRANK KENDRICK														HT: 6'6" WT: 200		PURDUE		BORN: NOVEMBER 11, 1951			
74-75	24	121	31	77	.403	—	—	—	18	22	.818	19	17	36	6	22-0	11	3	80	3.3	
BILL KENNEDY														HT: 5'11" WT: 180		TEMPLE		BORN: MAY 17, 1938			
60-61	7	52	4	21	.190	—	—	—	4	6	.667	—	—	8	9	6-0	—	—	12	1.7	
LARRY KENON														HT: 6'9" WT: 215		MEMPHIS STATE		BORN: DECEMBER 13, 1952			
82-83	11	121	17	39	.436	—	—	—	7	11	.636	13	13	26	5	13-0	1	0	41	3.7	
JEROME KERSEY														HT: 6'7" WT: 225		LONGWOOD COLLEGE		BORN: JUNE 26, 1962			
95-96	76	1620	205	500	.410	3	17	.176	97	147	.660	154	209	363	114	205-2	91	45	510	6.7	
BERNARD KING														HT: 6'7" WT: 205		TENNESSEE		BORN: DECEMBER 4, 1956			
80-81	81	2914	731	1244	.588	2	6	.333	307	437	.703	178	373	551	287	304-5	72	34	1771	21.9	
81-82	79	2861	740	1307	.566	1	5	.200	352	499	.705	140	329	469	282	285-6	78	23	1833	23.2	
TOTALS	160	5775	1471	2551	.577	3	11	.273	659	936	.704	318	702	1020	569	589-11	150	57	3604	22.5	
ALL-STAR RECORD														HT: 6'7" WT: 225		LONGWOOD COLLEGE		BORN: JUNE 26, 1962			
1982	1	14	2	7	.286	0	0	—	2	2	1.000	0	4	4	1	2-0	3	1	6	6.0	
JAMES KING														HT: 6'2" WT: 175		TULSA		BORN: FEBRUARY 7, 1941			
66-67	67	1667	286	685	.418	—	—	—	174	221	.787	—	—	319	240	193-5	—	—	746	11.1	
67-68	54	1743	340	800	.425	—	—	—	217	268	.810	—	—	243	226	172-1	—	—	897	16.6	
68-69	46	1010	137	394	.348	—	—	—	78	108	.722	—	—	120	123	99-1	—	—	352	7.7	
69-70	3	105	19	46	.413	—	—	—	11	14	.786	—	—	16	10	8-0	—	—	49	16.3	
TOTALS	170	4525	782	1925	.406	—	—	—	480	611	.786	—	—	698	599	472-7	—	—	2044	12.0	
PLAYOFF RECORD														HT: 6'2" WT: 175		TULSA		BORN: FEBRUARY 7, 1941			
66-67	15	458	102	216	.472	—	—	—	40	58	.690	—	—	101	50	59-2	—	—	244	16.3	
67-68	9	113	16	38	.421	—	—	—	12	19	.632	—	—	19	20	15-0	—	—	44	4.9	
68-69	6	142	29	78	.372	—	—	—	14	18	.778	—	—	25	17	10-0	—	—	72	12.0	
TOTALS	30	713	147	332	.443	—	—	—	66	95	.695	—	—	45	87	84-2	—	—	360	12.0	
ALL-STAR RECORD														HT: 6'4" WT: 210		KEARNEY STATE		BORN: MARCH 24, 1964			
1968	1	7	1	4	.250	—	—	—	2	3	.667	—	—	1	2	3-0	—	—	4	4.0	
BART KOFOED														HT: 6'4" WT: 210		KEARNEY STATE		BORN: MARCH 24, 1964			
90-91	5	21	0	3	.000	0	0	—	3	6	.500	2	1	3	4	4-0	0	0	3	0.6	
HERBERT "BUD" KOPER														HT: 6'6" WT: 210		OKLAHOMA CITY		BORN: AUGUST 9, 1942			
64-65	54	631	106	241	.440	—	—	—	35	42	.833	—	—	61	43	59-1	—	—	247	4.6	
BARRY KRAMER														HT: 6'4" WT: 200		NEW YORK UNIVERSITY		BORN: NOVEMBER 10, 1942			
64-65	33	276	36	100	.360	—	—	—	30	44	.682	—	—	59	26	36-0	—	—	102	3.1	
FRANK KUDELKA														HT: 6'2" WT: 193		ST. MARY'S (CA)		BORN: JUNE 25, 1925			
52-53	36	567	59	193	.306	—	—	—	44	68	.647	—	—	88	70	109-2	—	—	162	4.5	
ROB KURZ														HT: 6'9" WT: 230		NOTRE DAME		BORN: MARCH 5, 1985			
08-09	36	567	59	193	.306	—	—	—	44	68	.647	—	—	88	70	109-2	—	—	162	4.5	
OGNJEN KUZMIC														HT: 7'1" WT: 260		BOSNIA & HERZEGOVINA		BORN: MAY 16, 1990			
13-14	21	92	5	13	.385	0	0	---	5	11	.455	10	11	21	2	17-0	3	4	15	0.7	
14-15	16	72	8	12	.667	0	0	---	4	4	1.000	7	10	17	6	13-0	2	1	20	1.3	
TOTALS	37	164	13	25	.520	0	0	---	9	15	.600	17	21	38	8	30-0	5	5	35	0.9	
PLAYOFF RECORD														HT: 6'5" WT: 210		SAN FRANCISCO		BORN: FEBRUARY 7, 1938			
13-14	3	8	0	0	---	0	0	---	0	0	---	1	3	4	0	2-0	0	0	0	0.0	
14-15	Did not play in any postseason games																				
FRED LACOUR														HT: 6'5" WT: 210		SAN FRANCISCO		BORN: FEBRUARY 7, 1938			
62-63	16	171	28	73	.384	—	—	—	9	16	.563	—	—	24	19	27-0	—	—	65	4.1	
SEAN LAMPLEY														HT: 6'6" WT: 213		CALIFORNIA		BORN: SEPTEMBER 3, 1979			
03-04	10	63	13	20	.650	0	0	---	8	12	.667	2	9	11	2	2-0	0	1	34	3.4	
CARL LANDRY														HT: 6'9" WT: 248		PURDUE		BORN: SEPTEMBER 19, 1983			
12-13	81	1876	325	602	.540	1	3	.333	223	273	.817	180	303	483	66	190-0	35	31	874	10.8	
PLAYOFF RECORD														HT: 6'9" WT: 248		PURDUE		BORN: SEPTEMBER 19, 1983			
12-13	12	246	52	100	.520	0	0	---	38	52	.731	22	40	62	17	29-0	7	2	142	11.8	
DAN LANGHI														HT: 6'11" WT: 220		VANDERBILT		BORN: NOVEMBER 28, 1977			
03-04	4	17	2	6	.333	0	0	---	2	2	1.000	0	3	3	0	5-0	0	0	6	1.5	
YORK LARESE														HT: 6'4" WT: 183		NORTH CAROLINA		BORN: JULY 18, 1938			
61-62	59	703	122	327	.373	—	—	—	58	72	.805	—	—	77	94	104-0	—	—	302	5.1	
PLAYOFF RECORD														HT: 6'4" WT: 183		NORTH CAROLINA		BORN: JULY 18, 1938			
61-62	9	78	11	35	.314	—	—	—	8	12	.667	—	—	19	5	14-0	—	—	30	3.3	
RUSTY LARUE														HT: 6'3" WT: 185		WAKE FOREST		BORN: DECEMBER 10, 1973			
03-04	4	22	1	3	.333	1	1	1.000	1	2	.500	0	3	3	2	2-0	2	0	4	1.0	

WARRIORS ALL-TIME ROSTER

YEAR	G	MIN	FGM	FGA	PCT	3FG	3FGA	PCT	FTM	FTA	PCT	OFF	DEF	TOT	AST	PF-DQ	STL	BLK	PTS	AVG
RUDY LARUSSO																				
												HT: 6'7" WT: 220 DARTMOUTH BORN: NOVEMBER 11, 1937								
67-68	79	2819	602	1389	.433	—	—	—	522	661	.790	—	—	741	182	337-14	—	—	1726	21.8
68-69	75	2782	553	1349	.410	—	—	—	444	559	.794	—	—	624	159	268-9	—	—	1550	20.7
TOTALS	154	5601	1155	2738	.422	—	—	—	966	1220	.792	—	—	1365	341	605-23	—	—	3276	21.3
PLAYOFF RECORD																				
67-68	10	385	72	182	.396	—	—	—	59	81	.728	—	—	99	17	35-0	—	—	203	20.3
68-69	6	215	34	90	.378	—	—	—	41	53	.774	—	—	51	15	23-0	—	—	109	18.2
TOTALS	16	600	106	272	.390	—	—	—	100	134	.746	—	—	150	32	58-0	—	—	312	19.5
STEPHANE LASME																				
												HT: 6'8" WT: 215 MASSACHUSETTS BORN: DECEMBER 17, 1982								
07-08	1	0	0	0	—	0	0	—	0	0	—	0	0	0	0	0-0	0	0	0	0.0
DAVE LATTIN																				
												HT: 6'7" WT: 230 TEXAS WESTERN BORN: DECEMBER 23, 1943								
67-68	44	257	37	102	.363	—	—	—	23	33	.697	—	—	104	14	94-4	—	—	97	2.2
PLAYOFF RECORD																				
67-68	5	27	1	5	.200	—	—	—	5	6	.833	—	—	5	1	9-0	—	—	7	1.4
ACIE LAW IV																				
												HT: 6'3" WT: 202 TEXAS A&M BORN: JANUARY 25, 1985								
09-10	5	66	9	14	.643	1	3	.333	12	15	.800	0	2	2	7	5-0	6	0	31	6.2
10-11	40	631	78	167	.467	6	30	.167	41	54	.778	9	43	52	70	51-0	28	0	203	5.1
TOTALS	45	697	87	181	.480	7	33	.212	53	69	.768	9	45	54	77	56-0	34	0	234	5.2
HAL LEAR																				
												HT: 6'0" WT: 163 TEMPLE BORN: JANUARY 31, 1935								
56-57	3	14	2	6	.333	—	—	—	0	0	—	—	—	1	1	3-0	—	—	4	1.3
CLYDE LEE																				
												HT: 6'10" WT: 230 VANDERBILT BORN: MARCH 14, 1944								
66-67	74	1247	205	503	.408	—	—	—	105	166	.633	—	—	551	77	168-5	—	—	515	7.0
67-68	82	2699	373	894	.417	—	—	—	229	335	.684	—	—	1141	135	331-10	—	—	975	11.9
68-69	65	2237	268	674	.398	—	—	—	160	256	.625	—	—	897	82	225-1	—	—	696	10.7
69-70	82	2641	362	822	.440	—	—	—	128	300	.593	—	—	929	80	263-5	—	—	902	11.0
70-71	82	1392	194	424	.453	—	—	—	111	199	.558	—	—	570	63	137-0	—	—	499	6.1
71-72	78	2674	256	544	.471	—	—	—	120	222	.541	—	—	1132	85	244-4	—	—	632	8.1
72-73	66	1476	170	365	.466	—	—	—	74	131	.565	—	—	598	34	183-5	—	—	414	6.3
73-74	54	1642	129	284	.454	—	—	—	62	107	.579	188	410	598	68	179-3	27	17	320	5.9
TOTALS	583	16,008	1957	4510	.434	—	—	—	989	1716	.576	—	—	6416	624	1730-33	—	—	4953	8.5
PLAYOFF RECORD																				
66-67	11	130	19	57	.333	—	—	—	2	10	.200	—	—	54	8	20-0	—	—	40	3.6
67-68	10	405	48	117	.410	—	—	—	18	36	.500	—	—	132	22	38-2	—	—	114	11.4
68-69	6	129	9	33	.273	—	—	—	9	11	.818	—	—	43	5	14-0	—	—	27	4.5
70-71	5	93	10	24	.417	—	—	—	4	8	.500	—	—	37	2	13-0	—	—	24	4.8
71-72	5	175	8	28	.286	—	—	—	8	12	.667	—	—	64	7	14-0	—	—	24	4.8
72-73	11	413	48	103	.466	—	—	—	21	32	.656	—	—	173	16	43-1	—	—	117	10.6
TOTALS	48	1345	142	362	.392	—	—	—	62	109	.569	—	—	503	60	142-3	—	—	346	7.2
DAVID LEE																				
												HT: 6'9" WT: 245 FLORIDA BORN: APRIL 29, 1983								
10-11	73	2634	496	978	.507	1	3	.333	210	267	.787	217	497	714	233	211-2	74	31	1203	16.5
11-12	57	2121	464	922	.503	0	5	.000	219	280	.782	171	374	545	162	179-6	54	22	1147	20.1
12-13	79	2907	602	1160	.519	0	4	.000	255	320	.797	218	668	886	279	246-1	67	22	1459	18.5
13-14	69	2288	513	981	.523	0	1	.000	231	296	.780	182	461	643	147	206-4	48	26	1257	18.2
14-15	49	904	160	313	.511	0	2	.000	68	104	.654	81	176	257	85	83-0	31	26	388	7.9
TOTALS	327	10,854	2235	4354	.513	1	15	.067	983	1267	.776	869	2176	3045	906	925-13	274	127	5454	16.7
PLAYOFF RECORD																				
12-13	6	65	13	33	.394	0	0	---	4	6	.667	6	22	28	5	5-0	3	0	30	5.0
13-14	7	217	41	77	.532	0	0	---	15	19	.789	24	40	64	18	28-1	4	1	97	13.9
14-15	13	107	16	40	.400	0	0	---	8	15	.533	11	23	34	8	17-0	3	2	40	3.1
TOTALS	26	2389	70	150	.467	0	0	---	27	40	.675	41	85	126	31	50-1	10	3	167	6.4
GEORGE LEE																				
												HT: 6'4" WT: 200 MICHIGAN BORN: NOVEMBER 23, 1936								
64-65	54	522	64	169	.379	—	—	—	47	71	.662	—	—	97	25	67-0	—	—	175	3.2
65-66	19	247	27	77	.351	—	—	—	38	52	.731	—	—	55	12	22-0	—	—	92	4.8
66-67	Did not play																			
67-68	1	5	3	4	.750	—	—	—	6	7	.857	—	—	0	0	0-0	—	—	12	12.0
68-69	10	106	8	35	.229	—	—	—	17	24	.708	—	—	27	4	16-0	—	—	33	3.3
TOTALS	84	880	102	285	.358	—	—	—	108	154	.701	—	—	179	41	105-0	—	—	312	3.7
TIM LEGLER																				
												HT: 6'4" WT: 210 LA SALLE BORN: DECEMBER 26, 1966								
94-95	24	371	60	115	.522	26	50	.520	30	34	.882	12	28	40	27	33-0	12	1	176	7.3
99-00	23	284	28	78	.359	7	21	.333	14	18	.778	4	19	23	24	33-0	4	1	77	3.3
TOTALS	47	655	88	193	.456	33	71	.465	44	52	.846	16	47	63	51	66-0	16	2	253	5.3

WARRIORS ALL-TIME ROSTER



YEAR	G	MIN	FGM	FGA	PCT	3FG	3FGA	PCT	FTM	FTA	PCT	OFF	DEF	TOT	AST	PF-DQ	STL	BLK	PTS	AVG	
BOB LEWIS																					
												HT: 6'3" WT: 185				NORTH CAROLINA			BORN: MARCH 20, 1945		
67-68	41	342	59	151	.391	—	—	—	61	79	.772	—	—	56	41	40-0	—	—	179	4.4	
68-69	62	756	113	290	.390	—	—	—	83	113	.735	—	—	114	76	117-0	—	—	309	5.0	
69-70	73	1353	213	557	.382	—	—	—	100	152	.658	—	—	157	194	170-0	—	—	526	7.2	
TOTALS	176	2451	385	998	.386	—	—	—	244	344	.709	—	—	327	311	327-0	—	—	1014	5.8	
PLAYOFF RECORD																					
67-68	1	4	2	3	.667	—	—	—	0	0	—	—	—	0	0	0-0	—	—	4	4.0	
68-69	5	59	11	28	.393	—	—	—	1	3	.333	—	—	5	6	12-0	—	—	23	4.6	
TOTALS	6	63	13	31	.419	—	—	—	1	3	.333	—	—	5	6	12-0	—	—	27	4.5	
FRED LEWIS																					
												HT: 6'2" WT: 195				EASTERN KENTUCKY			BORN: JANUARY 6, 1921		
49-50	34	—	46	184	.250	—	—	—	25	32	.781	—	—	—	25	40-	—	—	117	3.4	
TODD LICHTI																					
												HT: 6'4" WT: 205				STANFORD			BORN: JANUARY 8, 1967		
93-94	5	58	10	28	.357	2	2	1.000	9	11	.818	3	7	10	3	9-0	0	0	31	6.2	
JEREMY LIN																					
												HT: 6'3" WT: 200				HARVARD			BORN: AUGUST 23, 1988		
10-11	29	284	28	72	.389	1	5	.200	19	25	.760	12	22	34	42	31-0	33	9	76	2.6	
ALTON LISTER																					
												HT: 7'0" WT: 245				ARIZONA STATE			BORN: OCTOBER 1, 1958		
89-90	3	40	4	8	.500	0	1	.000	4	7	.571	5	3	8	2	8-0	1	0	12	4.0	
90-91	77	1552	188	393	.478	0	1	.000	115	202	.569	121	362	483	93	282-4	20	90	491	6.4	
91-92	26	293	44	79	.557	0	0	—	14	33	.424	21	71	92	14	61-0	5	16	102	3.9	
92-93	20	174	19	42	.452	0	0	—	7	13	.538	15	29	44	5	40-0	0	9	45	2.3	
TOTALS	126	2059	255	522	.489	0	2	.000	140	255	.549	162	465	627	114	391-4	26	115	650	5.2	
PLAYOFF RECORD																					
90-91	6	72	12	25	.480	0	0	—	2	5	.400	7	21	28	2	15-0	0	7	26	4.3	
91-92	4	47	6	15	.400	0	0	—	4	5	.800	3	8	11	1	9-0	0	4	16	4.0	
TOTALS	10	119	18	40	.450	0	0	—	6	10	.600	10	29	39	3	24-0	0	11	42	4.2	
RANDY LIVINGSTON																					
												HT: 6'4" WT: 190				LOUISIANA STATE			BORN: APRIL 2, 1975		
00-01	2	7	0	2	.000	0	1	.000	0	0	---	0	1	1	1	0-0	0	0	0	0.0	
SHAUN LIVINGSTON																					
												HT: 6'7" WT: 192				PEORIA CENTRAL (IL) HS			BORN: SEPTEMBER 11, 1985		
14-15	78	1468	198	396	.500	0	2	.000	65	91	.714	43	140	183	259	110-0	49	20	461	5.9	
15-16	78	1520	203	379	.536	2	12	.167	80	93	.860	42	127	169	237	140-0	57	27	488	6.3	
TOTALS	156	2988	401	775	.517	2	14	.143	145	184	.788	85	267	352	496	250-0	106	47	949	6.1	
PLAYOFF RECORD																					
14-15	21	375	42	79	.532	0	1	.000	21	25	.840	13	38	51	38	32-0	8	5	105	5.0	
15-16	24	514	82	168	.488	0	1	.000	32	37	.865	13	63	76	80	48-0	12	5	196	8.2	
TOTALS	45	889	124	247	.502	0	2	.000	53	62	.855	26	101	127	118	80-0	20	10	301	6.7	
RON LIVINGSTONE																					
												HT: 6'10" WT: 220				ST. MARY'S (CA)			BORN: OCTOBER 9, 1925		
49-50	54	—	163	579	.282	—	—	—	122	177	.689	—	—	—	141	260-	—	—	448	8.3	
50-51	63	—	104	353	.295	—	—	—	76	109	.697	—	—	—	297	76	220-10	—	—	284	4.5
TOTALS	117	—	267	932	.286	—	—	—	198	286	.692	—	—	—	297	217	480-10	—	—	732	6.3
PLAYOFF RECORD																					
49-50	2	—	6	16	.375	—	—	—	4	7	.571	—	—	—	5	12-	—	—	16	8.0	
50-51	2	—	2	3	.667	—	—	—	0	0	—	—	—	—	2	0	1-0	—	—	4	2.0
TOTALS	4	—	8	19	.421	—	—	—	4	7	.571	—	—	—	2	5	13-0	—	—	20	5.0
LEWIS LLOYD																					
												HT: 6'6" WT: 215				DRAKE			BORN: FEBRUARY 22, 1959		
81-82	16	95	25	45	.556	0	0	—	7	11	.636	9	7	16	6	20-0	5	1	57	3.6	
82-83	73	1350	293	566	.518	1	4	.250	100	139	.719	77	183	260	130	109-0	61	31	687	9.4	
TOTALS	89	1445	318	611	.520	1	4	.250	107	150	.713	86	190	276	136	129-0	66	32	744	8.4	
DON LOFGAN																					
												HT: 6'6" WT: 200				SAN FRANCISCO			BORN: NOVEMBER 18, 1928		
52-53	64	1788	173	525	.330	—	—	—	126	173	.728	—	—	—	339	107	178-6	—	—	472	7.4
KEVON LOONEY																					
												HT: 6'9" WT: 220				UCLA			BORN: FEBRUARY 6, 1996		
15-16	5	21	4	7	.571	1	2	.500	0	0	—	4	6	10	0	2-0	0	0	9	1.8	
RYAN LORTHBRIDGE																					
												HT: 6'4" WT: 190				JACKSON STATE			BORN: JULY 27, 1972		
94-95	37	672	106	223	.475	3	14	.214	57	88	.648	24	47	71	101	42-0	28	1	272	7.4	
JERRY LUCAS																					
												HT: 6'8" WT: 235				OHIO STATE			BORN: MARCH 30, 1940		
69-70	63	2302	387	764	.507	—	—	—	195	248	.786	—	—	—	906	166	159-2	—	—	969	15.4
70-71	80	3251	623	1250	.498	—	—	—	289	367	.787	—	—	—	1265	293	197-0	—	—	1535	19.2
TOTALS	143	5553	1010	2014	.501	—	—	—	484	615	.787	—	—	—	2171	459	356-2	—	—	2504	17.5
PLAYOFF RECORD																					
70-71	5	171	39	77	.506	—	—	—	11	16	.688	—	—	—	50	16	14-0	—	—	89	17.8
ALL-STAR RECORD																					
1971	—	29	5	9	.556	—	—	—	2	2	1.000	—	—	—	9	4	2-0	—	—	12	12.0
JOHN LUCAS																					
												HT: 6'3" WT: 185				MARYLAND			BORN: OCTOBER 31, 1953		
78-79	82	3095	530	1146	.462	—	—	—	264	321	.822	65	182	247	762	229-1	152	9	1324	16.1	
79-80	80	2763	388	830	.467	12	42	.286	222	289	.768	61	159	220	602	196-2	138	3	1010	12.6	
80-81	66	1919	222	506	.439	4	24	.167	107	145	.738	34	120	154	464	140-1	83	2	555	8.4	
TOTALS	228	7777	1140	2482	.459	16	66	.242	593	755	.785	160	461	621	1082	565-4	373	14	2889	12.7	

WARRIORS ALL-TIME ROSTER

YEAR	G	MIN	FGM	FGA	PCT	3FG	3FGA	PCT	FTM	FTA	PCT	OFF	DEF	TOT	AST	PF-DQ	STL	BLK	PTS	AVG	
TOM "TED" LUCKENBILL																HT: 6'6" WT: 205 HOUSTON		BORN: JULY 27, 1939			
61-62	67	396	43	120	.358	—	—	—	49	76	.645	—	—	110	27	67-0	—	—	135	2.0	
62-63	20	201	26	68	.382	—	—	—	9	20	.450	—	—	45	8	34-0	—	—	61	3.1	
TOTALS	87	597	69	188	.367	—	—	—	58	96	.604	—	—	166	35	101-0	—	—	196	2.3	
PLAYOFF RECORD																					
61-62	4	17	0	5	.000	—	—	—	2	5	.400	—	—	3	1	3-0	—	—	2	0.5	
SCOTT MACHADO																HT: 6'1" WT: 205 IONA		BORN: JUNE 8, 1990			
PLAYOFF RECORD																					
12-13	5	8	1	2	.500	0	0	—	1	2	.500	0	1	1	1	1-0	0	0	3	0.6	
SAM MACK																HT: 6'7" WT: 220 HOUSTON		BORN: MAY 26, 1970			
99-00	23	333	37	122	.303	21	64	.328	19	20	.950	7	32	39	24	45-0	18	1	114	5.0	
GERALD MADKINS																HT: 6'4" WT: 200 UCLA		BORN: APRIL 18, 1969			
97-98	19	243	13	34	.962	6	15	.400	5	7	.714	2	13	15	45	16-0	13	1	37	1.9	
COREY MAGGETTE																HT: 6'6" WT: 225 DUKE		BORN: NOVEMBER 12, 1979			
08-09	51	1588	292	634	.461	24	95	.253	342	415	.824	49	233	282	92	192-6	44	8	950	18.6	
09-10	70	2081	457	886	.516	13	50	.260	460	551	.835	92	281	373	172	231-3	51	4	1387	19.8	
TOTALS	121	3669	749	1520	.493	37	145	.255	802	966	.830	141	514	655	264	423-9	95	12	2337	19.3	
RENALDO MAJOR																HT: 6'7" WT: 200 FRESNO STATE		BORN: MAY 7, 1982			
06-07	1	27	2	10	.200	0	0	—	1	2	.500	0	2	2	0	4-0	2	0	5	5.0	
PACE MANNION																HT: 6'7" WT: 190 UTAH		BORN: SEPTEMBER 22, 1960			
83-84	57	469	50	126	.397	3	13	.231	18	23	.783	23	36	59	47	63-0	25	2	121	2.1	
SARUNAS MARCIULIONIS																HT: 6'5" WT: 215 LITHUANIA		BORN: JUNE 13, 1964			
89-90	75	1695	289	557	.519	10	39	.256	317	403	.787	84	137	221	121	230-5	94	7	905	12.1	
90-91	50	987	183	365	.501	1	6	.167	178	246	.724	52	67	118	85	136-4	62	4	545	10.9	
91-92	72	2117	491	912	.538	3	10	.300	376	477	.788	68	140	208	243	237-4	116	10	1361	18.9	
92-93	30	836	178	328	.543	3	15	.200	162	213	.761	40	57	97	105	92-1	51	2	522	17.4	
93-94	Did not play due to injury																				
TOTALS	227	5635	1141	2162	.528	17	70	.243	1033	1339	.771	243	401	644	554	695-14	323	23	3321	14.7	
PLAYOFF RECORD																					
90-91	9	206	42	84	.500	0	1	.000	35	39	.897	8	15	23	27	21-1	11	1	119	13.2	
91-92	4	133	25	47	.532	1	2	.500	34	41	.829	3	6	9	20	15-0	3	1	85	21.3	
TOTALS	13	339	67	131	.511	1	3	.333	69	80	.863	11	21	32	47	36-1	14	2	204	15.7	
RICKY MARSH																HT: 6'3" WT: 200 MANHATTAN		BORN: MARCH 10, 1954			
77-78	60	851	123	289	.426	—	—	—	23	33	.697	16	59	75	90	111-0	29	19	269	4.5	
DONYELL MARSHALL																HT: 6'9" WT: 230 CONNECTICUT		BORN: MAY 18, 1973			
94-95	32	1050	187	453	.413	37	137	.270	64	100	.640	73	136	209	48	94-1	20	38	475	14.8	
95-96	62	934	125	314	.398	28	94	.298	64	83	.771	65	148	213	49	83-0	22	31	342	5.5	
96-97	61	1022	174	421	.413	35	111	.315	61	98	.622	92	184	276	54	96-0	25	46	444	7.3	
97-98	73	2611	451	1091	.413	63	201	.313	158	216	.731	210	418	628	159	226-1	95	73	1123	15.4	
98-99	48	1250	208	494	.421	26	72	.361	88	121	.727	115	227	342	66	123-1	47	37	530	11.0	
99-00	64	2071	331	840	.394	49	138	.355	199	255	.780	189	448	637	167	180-1	68	68	978	14.2	
TOTALS	340	8938	1476	3613	.409	238	753	.316	634	873	.726	744	1561	2305	543	727-4	277	293	3824	11.2	
CARTIER MARTIN																HT: 6'7" WT: 220 KANSAS STATE		BORN: NOVEMBER 20, 1984			
09-10	10	276	32	88	.364	10	31	.323	16	21	.762	17	30	47	9	36-0	8	0	90	9.0	
TONY MASSENBERG																HT: 6'9" WT: 220 MARYLAND		BORN: JULY 31, 1967			
91-92	7	22	5	8	.625	0	0	—	6	9	.667	4	8	12	0	10-0	0	0	16	2.3	
WILLIAM MAYFIELD																HT: 6'7" WT: 205 IOWA		BORN: OCTOBER 17, 1957			
80-81	7	54	8	18	.444	0	0	—	1	2	.500	7	2	9	1	8-0	0	1	17	2.4	
DJ MBENGA																HT: 7'0" WT: 255 CONGO		BORN: DECEMBER 30, 1980			
07-08	16	130	9	23	.391	0	0	—	1	2	.500	13	18	31	4	32-0	3	10	19	1.2	
JAMES MICHAEL McADOO																HT: 6'9" WT: 240 NORTH CAROLINA		BORN: JANUARY 4, 1993			
14-15	15	137	24	44	.545	0	0	—	14	25	.560	15	22	37	2	21-0	5	9	62	4.1	
15-16	41	262	45	84	.536	1	2	.500	26	49	.531	30	28	58	17	39-0	10	8	117	2.9	
TOTALS	56	399	69	128	.539	1	2	.500	40	74	.541	45	50	95	19	60-0	15	17	179	3.2	
PLAYOFF RECORD																					
14-15	5	10	2	3	.667	0	0	—	0	0	—	1	3	4	0	0-0	0	1	4	0.8	
15-16	8	38	2	4	.500	0	0	—	1	4	.250	0	8	8	2	6-0	3	2	5	0.6	
TOTALS	13	48	4	7	.571	0	0	—	1	4	.250	1	11	12	2	6-0	3	3	9	0.7	
JACK McCLOSKEY																HT: 6'2" WT: 192 PENNSYLVANIA		BORN: SEPTEMBER 19, 1925			
52-53	1	16	3	9	.333	—	—	—	0	0	—	—	—	3	1	2-0	—	—	6	6.0	
BEN McDONALD																HT: 6'8" WT: 225 CAL-IRVINE		BORN: JULY 20, 1962			
86-87	63	1284	164	360	.456	1	8	.125	24	38	.632	63	120	183	84	200-5	27	8	353	5.6	
87-88	81	2039	258	552	.467	9	35	.257	87	111	.784	133	202	335	138	246-4	39	8	612	7.6	
88-89	11	103	13	19	.684	0	0	—	9	15	.600	4	8	12	5	11-0	4	0	35	3.2	
TOTALS	155	3426	435	931	.467	10	43	.233	120	164	.732	200	330	530	227	457-9	70	16	1000	6.5	

WARRIORS ALL-TIME ROSTER



YEAR	G	MIN	FGM	FGA	PCT	3FG	3FGA	PCT	FTM	FTA	PCT	OFF	DEF	TOT	AST	PF-DQ	STL	BLK	PTS	AVG
BEN McDONALD																				
																			CONTINUED	
PLAYOFF RECORD																				
86-87	5	45	1	11	.091	0	2	.000	0	0	—	2	4	6	9	7-0	2	0	2	0.4
88-89	5	40	2	10	.200	0	3	.000	2	4	.500	4	4	8	1	8-0	3	1	6	1.2
TOTALS	10	85	3	21	.143	0	5	.000	2	4	.500	6	8	14	10	15-0	5	1	8	0.8
HANK McDOWELL																				
																			HT: 6'9" WT: 215 MEMPHIS STATE BORN: NOVEMBER 13, 1959	
81-82	30	335	34	84	.405	0	0	—	27	41	.659	41	59	100	20	52-1	6	8	95	3.2
82-83	14	130	13	29	.448	0	0	—	14	18	.778	15	15	30	4	26-0	2	4	40	2.9
TOTALS	44	465	47	113	.416	0	0	—	41	59	.695	56	74	130	24	78-1	8	12	135	3.1
DOMINIC MCGUIRE																				
																			HT: 6'9" WT: 235 FRESNO STATE BORN: OCTOBER 20, 1985	
11-12	64	1127	94	210	.448	0	4	.000	39	53	.736	73	173	246	110	104-1	44	36	227	3.5
MCCOY McLEMORE																				
																			HT: 6'7" WT: 230 DRAKE BORN: APRIL 3, 1942	
64-65	78	1731	244	725	.337	—	—	—	157	220	.714	—	—	488	81	224-6	—	—	645	8.3
65-66	80	1467	225	528	.426	—	—	—	142	191	.743	—	—	488	55	197-4	—	—	592	7.4
TOTALS	158	3198	469	1253	.374	—	—	—	299	411	.727	—	—	976	136	421-10	—	—	1237	7.8
KEITH McLEOD																				
																			HT: 6'2" WT: 190 BOWLING GREEN BORN: NOVEMBER 5, 1979	
06-07	26	379	41	105	.390	9	23	.391	47	53	.887	3	18	21	45	21-0	17	3	138	5.3
BOB McNEIL																				
																			HT: 6'1" WT: 180 ST. JOSEPH'S (PA) BORN: OCTOBER 22, 1938	
61-62	50	441	56	136	.412	—	—	—	26	34	.765	—	—	56	89	56-0	—	—	138	2.8
LARRY McNEILL																				
																			HT: 6'9" WT: 195 MARQUETTE BORN: JANUARY 31, 1951	
76-77	16	137	29	61	.475	—	—	—	28	31	.903	18	31	49	3	19-0	6	1	86	5.4
77-78	9	67	6	18	.333	—	—	—	15	19	.789	2	12	14	2	14-0	0	1	27	3.0
TOTALS	25	204	35	79	.443	—	—	—	43	50	.860	20	43	63	5	33-0	6	2	113	4.5
PLAYOFF RECORD																				
76-77	6	21	7	10	.700	—	—	—	2	4	.500	2	0	2	0	2-0	1	0	16	2.7
PAUL McPHERSON																				
																			HT: 6'2" WT: 225 DEPAUL BORN: JULY 31, 1978	
00-01	22	287	62	120	.517	2	6	.333	24	34	.706	20	11	31	22	32-0	13	1	150	6.8
JOHN MENGELT																				
																			HT: 6'2" WT: 195 AUBURN BORN: OCTOBER 16, 1949	
80-81	2	11	0	4	.000	0	0	—	0	0	—	0	0	0	2	0-0	0	0	0	0
TOM MESCHERY																				
																			HT: 6'6" WT: 215 ST. MARY'S (CA) BORN: OCTOBER 26, 1938	
61-62	80	2509	375	929	.404	—	—	—	216	262	.824	—	—	729	145	370-15	—	—	966	12.1
62-63	64	2245	397	935	.425	—	—	—	228	313	.728	—	—	624	104	249-11	—	—	1022	16.0
63-64	80	2433	436	951	.458	—	—	—	207	295	.702	—	—	607	149	248-6	—	—	1079	13.5
64-65	79	2408	361	917	.394	—	—	—	278	370	.751	—	—	655	106	279-6	—	—	1000	12.7
65-66	80	2383	401	895	.448	—	—	—	224	293	.765	—	—	716	81	285-7	—	—	1026	12.8
66-67	72	1846	293	706	.415	—	—	—	175	244	.717	—	—	549	94	264-8	—	—	761	10.6
TOTALS	455	13,824	2,263	5,333	.424	—	—	—	1,328	1,777	.747	—	—	3,890	679	1,695-53	—	—	5,854	12.9
PLAYOFF RECORD																				
61-62	12	508	89	224	.397	—	—	—	63	73	.863	—	—	138	32	48-2	—	—	241	20.1
63-64	12	405	80	181	.442	—	—	—	42	54	.778	—	—	87	21	37-0	—	—	202	16.8
66-67	15	408	79	175	.451	—	—	—	35	46	.761	—	—	119	25	68-5	—	—	193	12.9
TOTALS	39	1,321	248	580	.428	—	—	—	140	173	.809	—	—	344	78	153-7	—	—	636	16.3
ALL-STAR RECORD																				
1963	—	8	1	3	.333	—	—	—	1	2	.500	—	—	1	1	1-0	—	—	3	3.0
EDWARD MIKAN																				
																			HT: 6'8" WT: 230 DEPAUL BORN: OCTOBER 20, 1925	
50-51	61	—	193	556	.347	—	—	—	137	189	.725	—	—	344	63	194-6	—	—	523	8.6
51-52	66	1781	202	571	.354	—	—	—	116	148	.784	—	—	492	87	252-7	—	—	520	7.9
TOTALS	127	1,781	395	1,127	.350	—	—	—	253	337	.751	—	—	836	150	446-13	—	—	1,043	8.2
PLAYOFF RECORD																				
50-51	2	—	6	26	.231	—	—	—	10	11	.909	—	—	21	3	6-	—	—	22	11.0
51-52	3	—	7	22	.318	—	—	—	6	7	.857	—	—	20	2	15-	—	—	20	6.7
TOTALS	5	—	13	48	.271	—	—	—	16	18	.889	—	—	41	5	21-	—	—	42	8.4
AARON MILES																				
																			HT: 6'1" WT: 175 KANSAS BORN: APRIL 13, 1983	
05-06	19	118	6	18	.333	0	0	—	4	4	1.000	0	14	14	24	13-0	4	1	16	0.8
CHRIS MILLS																				
																			HT: 6'7" WT: 216 ARIZONA BORN: JANUARY 25, 1970	
98-99	47	1395	186	453	.411	32	115	.278	79	96	.823	49	188	237	103	125-1	39	14	483	10.3
99-00	20	649	123	292	.421	8	30	.267	68	84	.810	46	77	123	47	60-0	18	4	322	16.1
00-01	15	493	71	191	.372	7	25	.280	31	36	.861	24	69	93	18	43-1	9	5	180	12.0
01-02	66	1237	178	427	.417	48	127	.378	85	107	.794	51	139	190	72	120-0	31	13	489	7.4
02-03	21	262	39	106	.368	7	25	.280	16	18	.889	19	31	50	22	29-0	7	3	101	4.8
TOTALS	169	4,036	597	1,469	.406	102	322	.317	279	341	.818	189	504	693	262	277-2	104	39	1,575	9.3
DIRK MINNIEFIELD																				
																			HT: 6'3" WT: 180 KENTUCKY BORN: JANUARY 17, 1961	
87-88	11	202	25	48	.521	1	5	.200	14	23	.609	8	13	21	38	26-0	15	0	65	5.9
BILL MLKVY																				
																			HT: 6'4" WT: 190 TEMPLE BORN: JANUARY 19, 1931	
52-53	31	608	75	246	.305	—	—	—	31	48	.646	—	—	101	62	54-1	—	—	181	5.8

WARRIORS ALL-TIME ROSTER

YEAR	G	MIN	FGM	FGA	PCT	3FG	3FGA	PCT	FTM	FTA	PCT	OFF	DEF	TOT	AST	PF-DQ	STL	BLK	PTS	AVG
LEO MOGUS																				
											HT: 6'4" WT: 190					YOUNGSTOWN COLLEGE			BORN: APRIL 13, 1921	
49-50	64	—	172	434	.396	—	—	—	218	300	.727	—	—	—	99	169-	—	—	562	8.8
50-51	57	—	43	122	.353	—	—	—	53	86	.616	—	—	102	32	60-0	—	—	139	2.4
TOTALS	121	—	215	556	.387	—	—	—	271	386	.702	—	—	102	131	229-0	—	—	701	5.8
PLAYOFF RECORD																				
49-50	2	—	3	18	.167	—	—	—	4	7	.571	—	—	—	7	10-0	—	—	10	5.0
50-51	1	—	0	0	0	—	—	—	0	0	—	—	—	—	0	0-	—	—	0	0.0
TOTALS	3	—	3	18	.167	—	—	—	4	7	.571	—	—	—	7	10-	—	—	10	3.3
PAUL MOKESKI																				
											HT: 7'0" WT: 255					KANSAS			BORN: JANUARY 3, 1957	
90-91	36	257	21	59	.356	3	9	.333	12	15	.800	20	47	67	9	58-0	8	7	57	1.6
PLAYOFF RECORD																				
90-91	3	8	1	1	1.000	0	0	—	0	0	—	0	2	2	1	4-0	1	0	2	0.7
HOWARD MONTGOMERY																				
											HT: 6'6" WT: 220					PAN AMERICAN			BORN: AUGUST 22, 1940	
62-63	20	364	65	153	.455	—	—	—	14	23	.609	—	—	66	21	35-1	—	—	144	7.2
JAMES MOONEY																				
											HT: 6'5" WT: 212					VILLANOVA			BORN: JULY 8, 1930	
52-53	18	529	54	148	.365	—	—	—	27	40	.675	—	—	70	35	50-1	—	—	135	7.5
JACK MOORE																				
											HT: 6'5" WT: 182					LA SALLE			BORN: SEPTEMBER 24, 1932	
54-55	23	376	44	115	.383	—	—	—	22	47	.468	—	—	105	20	62-2	—	—	110	4.8
55-56	54	402	50	129	.388	—	—	—	32	53	.604	—	—	117	26	80-1	—	—	132	2.4
56-57	57	400	43	106	.406	—	—	—	37	46	.804	—	—	116	21	75-1	—	—	123	2.2
TOTALS	134	1178	137	350	.391	—	—	—	91	146	.623	—	—	338	67	217-4	—	—	365	2.7
PLAYOFF RECORD																				
55-56	8	52	8	20	.400	—	—	—	2	6	.333	—	—	17	2	14-0	—	—	18	2.3
56-57	1	1	0	0	—	—	—	—	0	0	—	—	—	0	0	0-0	—	—	0	0.0
TOTALS	9	53	8	20	.400	—	—	—	2	6	.333	—	—	17	2	14-0	—	—	18	2.0
MIKKI MOORE																				
											HT: 6'11" WT: 225					NEBRASKA			BORN: NOVEMBER 4, 1975	
09-10	23	406	54	90	.600	0	0	—	7	11	.636	26	43	69	36	60-0	5	13	115	5.0
11-12	7	118	9	20	.450	0	0	—	6	7	.857	7	15	22	5	24-0	3	3	24	3.4
TOTALS	30	524	63	110	.573	0	0	—	13	18	.722	33	58	91	41	84-0	8	16	139	4.6
ELMORE MORGENTHAUER																				
											HT: 7'1" WT: 230					BOSTON COLLEGE			BORN: AUGUST 3, 1922	
48-49	20	—	15	39	.385	—	—	—	12	18	.667	—	—	—	7	18-	—	—	35	2.1
ANTHONY MORROW																				
											HT: 6'5" WT: 210					GEORGIA TECH			BORN: SEPTEMBER 27, 1985	
08-09	67	1515	255	534	.478	86	184	.467	80	92	.870	78	121	199	82	130-0	35	12	676	10.1
09-10	69	2018	329	703	.468	140	307	.456	101	114	.886	61	198	259	104	158-0	65	16	899	13.0
TOTALS	136	3533	584	1237	.472	226	491	.460	181	206	.879	139	319	458	184	288-0	100	28	1575	11.6
DWAYNE MORTON																				
											HT: 6'7" WT: 195					LOUISVILLE			BORN: AUGUST 10, 1971	
94-95	41	395	50	129	.388	9	25	.360	58	85	.682	21	37	58	18	45-1	11	15	167	4.1
PERRY MOSS																				
											HT: 6'2" WT: 185					NORTHEASTERN			BORN: NOVEMBER 11, 1958	
86-87	64	698	91	207	.440	1	14	.071	49	69	.710	29	66	95	90	96-0	42	3	232	3.6
PLAYOFF RECORD																				
86-87	8	45	8	14	.571	1	1	1.000	8	9	.889	2	3	5	5	5-0	6	0	25	3.1
CHRIS MULLIN																				
											HT: 6'7" WT: 215					ST. JOHN'S			BORN: JULY 30, 1963	
85-86	55	1391	287	620	.463	5	27	.185	189	211	.896	42	73	115	105	130-1	70	23	768	14.0
86-87	82	2377	477	928	.514	19	63	.302	269	326	.825	39	142	181	261	217-1	98	36	1242	15.1
87-88	60	2033	470	926	.508	34	97	.351	239	270	.885	58	147	205	290	136-3	113	32	1213	20.5
88-89	82	3093	830	1630	.509	23	100	.230	493	553	.892	152	331	483	415	178-1	176	39	2176	26.5
89-90	78	2830	682	1272	.536	87	234	.372	505	568	.889	130	333	463	319	142-1	123	45	1956	25.1
90-91	82	3315	777	1449	.536	40	133	.301	513	580	.884	141	302	443	329	176-2	173	63	2107	25.7
91-92	81	3346	830	1584	.524	64	175	.366	350	420	.833	127	323	450	286	171-1	173	62	2074	25.6
92-93	46	1902	474	930	.510	60	13	.451	183	226	.810	42	190	232	166	76-0	68	41	1191	25.9
93-94	62	2324	410	869	.472	55	151	.364	165	219	.753	64	281	345	315	114-0	107	53	1040	16.8
94-95	25	890	170	348	.489	42	93	.452	94	107	.879	25	90	115	125	5-0	38	19	476	19.0
95-96	55	1617	269	539	.499	59	150	.393	137	160	.856	44	115	159	194	127-0	75	32	734	13.3
96-97	79	2733	438	792	.553	83	202	.411	184	213	.864	75	242	317	322	155-0	130	33	1143	14.5
00-01	20	374	36	106	.340	19	52	.365	24	28	.857	10	31	41	19	28-0	16	10	115	5.8
TOTALS	807	28,225	6150	11,993	.513	590	1610	.366	3345	3871	.864	949	2600	3549	3146	1703-10	1360	488	16,235	20.1
PLAYOFF RECORD																				
86-87	10	262	49	98	.500	3	4	.750	12	16	.750	2	13	15	23	31-0	9	2	113	21.1
88-89	8	341	88	163	.540	1	8	.125	58	67	.866	11	36	47	36	19-0	14	11	235	29.4
90-91	8	366	69	131	.527	9	13	.692	43	50	.860	9	49	58	23	23-0	15	12	190	23.8
91-92	4	168	27	63	.429	4	12	.333	13	14	.929	3	9	12	12	8-0	5	2	71	17.8
93-94	3	135	30	51	.588	6	12	.500	10	11	.909	4	10	14	11	4-0	0	5	76	25.3
TOTALS	33	1272	263	506	.520	23	49	.469	136	158	.861	29	117	146	105	85-0	43	32	685	20.8
ALL-STAR RECORD																				
1989	--	14	1	4	.250	0	0	—	2	2	1.000	2	0	2	2	0-0	0	0	4	—
1990	--	16	1	5	.200	0	0	—	1	2	.500	1	2	3	1	0-0	2	1	3	—
1991	--	24	4	8	.500	1	1	1.000	4	4	1.000	0	2	3	2	2-0	2	0	13	—
1992	--	24	6	7	.857	1	1	1.000	0	0	.000	0	1	1	3	0-0	0	0	13	—
1993	Selected (Did not play, Injured)																			
TOTALS	4	78	12	24	.500	2	2	1.000	7	8	.875	3	5	8	8	2-0	4	1	33	8.5

WARRIORS ALL-TIME ROSTER



YEAR	G	MIN	FGM	FGA	PCT	3FG	3FGA	PCT	FTM	FTA	PCT	OFF	DEF	TOT	AST	PF-DQ	STL	BLK	PTS	AVG
HT: 6'4" WT: 200 DUKE BORN: MARCH 18, 1942																				
66-67	77	1835	421	919	.458	—	—	—	150	214	.701	—	—	388	226	195-5	—	—	992	12.9
67-68	79	2805	610	1391	.439	—	—	—	273	344	.794	—	—	447	351	271-2	—	—	1493	18.9
68-69	78	2916	697	1517	.459	—	—	—	381	452	.843	—	—	460	339	251-4	—	—	1775	22.8
69-70	74	2861	656	1426	.460	—	—	—	320	378	.847	—	—	382	360	240-4	—	—	1632	22.1
70-71	75	2909	630	1308	.482	—	—	—	302	358	.844	—	—	341	332	246-5	—	—	1562	20.8
71-72	80	3214	685	1466	.467	—	—	—	350	441	.794	—	—	444	471	260-5	—	—	1720	21.5
72-73	81	3005	651	1321	.493	—	—	—	143	172	.831	—	—	363	337	201-2	—	—	1445	17.8
73-74	77	2498	541	1114	.473	—	—	—	168	192	.875	86	190	276	305	214-2	69	22	1250	16.2
74-75	66	1141	234	514	.455	—	—	—	71	87	.816	46	77	123	153	123-0	57	14	539	8.2
75-76	29	311	58	120	.483	—	—	—	23	29	.793	12	20	32	39	36-0	14	1	139	4.8
TOTALS	716	23,495	5183	11,126	.466	—	—	—	2181	2667	.818	144	287	3256	2913	2037-29	140	37	12,547	17.6
PLAYOFF RECORD																				
66-67	15	498	109	242	.450	—	—	—	47	59	.797	—	—	91	58	53-3	—	—	265	17.7
67-68	10	390	110	211	.521	—	—	—	31	43	.721	—	—	44	49	36-2	—	—	251	25.1
68-69	6	180	39	96	.406	—	—	—	8	11	.727	—	—	18	23	16-0	—	—	86	14.3
70-71	5	205	30	85	.353	—	—	—	22	25	.880	—	—	32	24	13-0	—	—	82	16.4
71-72	5	203	31	72	.431	—	—	—	12	13	.923	—	—	24	29	11-0	—	—	74	14.8
72-73	11	409	72	168	.429	—	—	—	21	29	.724	—	—	46	43	32-0	—	—	165	15.0
74-75	17	313	60	123	.488	—	—	—	18	31	.581	16	19	35	29	43-0	10	1	138	8.1
75-76	8	33	6	16	.375	—	—	—	0	0	—	3	1	4	3	8-0	2	1	12	1.5
TOTALS	77	2231	457	1013	.451	—	—	—	159	211	.754	19	20	294	258	212-5	12	2	1073	13.9
ALL-STAR RECORD																				
1969	—	25	7	14	.500	—	—	—	0	0	—	—	—	4	5	4-0	—	—	14	—
1970	—	14	4	6	.667	—	—	—	0	0	—	—	—	1	1	2-0	—	—	8	—
1971	—	3	0	0	—	—	—	—	0	0	—	—	—	0	0	0-0	—	—	0	—
TOTALS	3	42	11	20	.550	—	—	—	0	0	—	0	0	5	6	6-0	—	—	22	7.3
HT: 6'2" WT: 175 BORN: SEPTEMBER 13, 1924																				
46-47	11	—	3	5	.200	—	—	—	2	3	.667	—	—	—	0	5-	—	—	8	0.7
HT: 6'9" WT: 235 U.C. IRVINE BORN: DECEMBER 24, 1963																				
93-94	2	10	0	0	—	0	0	—	0	0	—	0	1	1	1	2-0	0	0	0	0.0
HT: 6'11" WT: 245 NOTRE DAME BORN: MAY 2, 1980																				
01-02	82	1448	178	423	.421	3	9	.333	121	156	.776	99	223	322	70	217-2	36	21	480	5.9
02-03	79	2510	338	749	.451	3	14	.214	244	290	.841	228	578	806	106	246-1	65	30	923	11.7
03-04	28	610	107	243	.440	5	17	.294	60	80	.750	48	125	173	20	58-1	12	17	279	10.0
04-05	70	2375	392	947	.414	59	148	.399	233	319	.730	251	505	756	97	190-2	53	33	1076	15.4
05-06	74	2516	363	838	.433	58	181	.320	251	319	.787	195	548	743	101	191-2	47	26	1035	14.0
06-07	26	667	81	180	.450	22	59	.373	47	66	.712	37	120	157	60	63-0	21	17	231	8.9
TOTALS	359	10126	1459	3380	.432	150	428	.350	956	1230	.777	858	2099	2957	454	1065-8	234	144	4024	11.2
HT: 6'2" WT: 195 ST. BONAVENTURE BORN: APRIL 20, 1928																				
54-55	66	1590	187	535	.350	—	—	—	98	120	.760	—	—	179	224	126-1	—	—	472	7.2
HT: 5'9" WT: 145 TEMPLE BORN: JULY 25, 1918																				
46-47	60	—	230	818	.281	—	—	—	102	123	.829	—	—	26	120-	—	—	562	9.4	
47-48	43	—	134	485	.276	—	—	—	51	73	.600	—	—	10	56-	—	—	319	7.4	
48-49	58	—	194	618	.314	—	—	—	90	119	.756	—	—	81	108-	—	—	478	8.2	
TOTALS	161	—	558	1921	.290	—	—	—	243	315	.771	—	—	117	284-	—	—	1359	8.4	
PLAYOFF RECORD																				
46-47	10	—	48	160	.300	—	—	—	21	29	.724	—	—	5	27-	—	—	117	11.7	
47-48	13	—	26	129	.202	—	—	—	21	28	.750	—	—	11	30-	—	—	73	5.6	
48-49	2	—	3	17	.176	—	—	—	2	2	1.000	—	—	0	1-	—	—	8	4.0	
TOTALS	25	—	77	306	.252	—	—	—	44	59	.746	—	—	16	58-	—	—	198	7.9	
HT: 6'8" WT: 235 OKLAHOMA BORN: JULY 11, 1976																				
04-05	42	610	70	172	.407	6	15	.400	29	45	.644	53	65	118	37	71-0	18	10	175	4.2
HT: 6'5" WT: 225 KENTUCKY BORN: JULY 24, 1942																				
64-65	20	190	33	88	.375	—	—	—	18	20	.900	—	—	48	9	27-0	—	—	84	4.2
HT: 6'6" WT: 225 UCLA BORN: OCTOBER 7, 1934																				
62-63	47	1225	215	512	.420	—	—	—	88	111	.793	—	—	315	58	—	—	—	518	11.0
HT: 6'7" WT: 240 KANSAS STATE BORN: FEBRUARY 19, 1960																				
92-93	30	229	16	46	.348	7	22	.318	7	10	.700	8	40	48	13	35-0	9	1	46	1.5
HT: 6'3" WT: 197 SERBIA BORN: JUNE 16, 1991																				
13-14	24	142	8	39	.205	3	18	.167	7	8	.875	3	12	15	13	13-0	0	1	26	1.1
PLAYOFF RECORD																				
13-14	1	0	0	0	---	0	0	---	0	0	---	0	0	0	0	1-0	0	0	0	0.0
HT: 6'4" WT: 200 DUKE BORN: NOVEMBER 2, 1985																				
08-09	13	171	24	54	.444	0	3	.000	5	14	.357	6	18	24	13	24-0	9	2	53	4.1

WARRIORS ALL-TIME ROSTER

YEAR	G	MIN	FGM	FGA	PCT	3FG	3FGA	PCT	FTM	FTA	PCT	OFF	DEF	TOT	AST	PF-DQ	STL	BLK	PTS	AVG	
PAUL NEUMANN																					
															HT: 6'11" WT: 175 STANFORD BORN: JANUARY 30, 1938						
64-65	36	934	152	338	.450	—	—	—	86	119	.723	—	—	96	94	99-2	—	—	390	10.8	
65-66	66	1729	343	817	.420	—	—	—	265	317	.837	—	—	208	184	174-0	—	—	951	14.4	
66-67	78	2421	386	911	.424	—	—	—	312	390	.800	—	—	272	342	266-5	—	—	1034	13.9	
TOTALS	180	5084	881	2066	.426	—	—	—	663	826	.803	—	—	576	620	539-7	—	—	2425	13.5	
PLAYOFF RECORD																					
66-67	15	254	29	88	.330	—	—	—	35	47	.745	—	—	17	34	50-0	—	—	93	6.2	
JIM NOLAN																					
															HT: 6'8" WT: 210 GEORGIA TECH BORN: JUNE 9, 1927						
49-50	5	—	4	21	.190	—	—	—	0	0	—	—	—	—	4	14-	—	—	8	1.6	
MIKE NOVAK																					
															HT: 6'9" WT: 220 LOYOLA (IL) BORN: APRIL 23, 1915						
49-50	55	—	36	138	.261	—	—	—	24	46	.522	—	—	—	57	129-	—	—	96	1.7	
BOB O'BRIEN																					
															HT: 6'4" WT: 190 PEPPERDINE BORN: JANUARY 26, 1927						
47-48	22	—	17	81	.210	—	—	—	15	26	.577	—	—	—	1	40-	—	—	49	2.2	
48-49	24	—	10	50	.200	—	—	—	12	3	.375	—	—	—	9	32-	—	—	32	1.3	
TOTALS	46	—	27	131	.206	—	—	—	27	58	.466	—	—	—	10	72-	—	—	81	1.8	
PLAYOFF RECORD																					
47-48	9	—	9	38	.237	—	—	—	10	15	.667	—	—	—	3	13-	—	—	28	3.1	
PATRICK O'BRYANT																					
															HT: 7'0" WT: 250 BRADLEY BORN: JUNE 20, 1986						
06-07	16	119	10	32	.313	0	0	—	11	17	.647	7	14	21	9	26-0	6	8	31	1.9	
07-08	24	99	16	29	.552	0	0	—	3	5	.600	10	19	29	4	27-1	4	9	35	1.5	
TOTALS	40	218	26	61	.426	0	0	—	14	22	.636	17	33	50	13	53-1	10	17	66	1.7	
JERMAINE O'NEAL																					
															HT: 6'11" WT: 226 EAU CLAIRE HS BORN: OCTOBER 13, 1978						
13-14	44	883	125	248	.504	0	0	---	99	132	.750	85	157	242	25	102-0	14	40	349	7.9	
PLAYOFF RECORD																					
13-14	7	84	18	32	.563	0	0	---	6	8	.750	12	12	24	1	12-0	1	3	42	6.0	
RALPH OGDEN																					
															HT: 6'5" WT: 205 SANTA CLARA BORN: JANUARY 25, 1948						
70-71	32	162	17	71	.237	—	—	—	8	17	.667	—	—	32	9	17-0	—	—	42	1.3	
PLAYOFF RECORD																					
70-71	2	15	1	5	.200	—	—	—	4	4	1.000	—	—	4	1	0-0	—	—	6	3.0	
DEAN OLIVER																					
															HT: 5'11" WT: 175 IOWA BORN: NOVEMBER 5, 1978						
01-02	20	139	17	46	.370	2	13	.154	6	9	.667	0	8	8	21	16-1	3	0	42	2.1	
02-03	15	93	7	29	.241	1	6	.167	7	8	.875	8	8	16	23	9-0	7	0	22	1.5	
TOTALS	35	232	24	75	.320	3	19	.158	13	17	.765	8	16	24	44	25-1	10	0	64	1.8	
ENOCH "BUD" OLSEN																					
															HT: 6'8" WT: 230 LOUISVILLE BORN: JULY 25, 1940						
65-66	55	566	78	185	.422	—	—	—	38	85	.447	—	—	179	18	77-1	—	—	194	3.4	
66-67	40	348	75	167	.449	—	—	—	23	58	.387	—	—	103	32	51-1	—	—	173	4.3	
TOTALS	95	914	153	352	.435	—	—	—	61	143	.427	—	—	282	50	128-2	—	—	367	3.9	
PLAYOFF RECORD																					
66-67	4	14	4	13	.308	—	—	—	0	2	.000	—	—	9	1	2-0	—	—	8	2.0	
CLAUDE OVERTON																					
															HT: 6'2" WT: 195 EAST CENTRAL OKLAHOMA BORN: DECEMBER 16, 1927						
52-53	15	182	19	75	.253	0	0	—	20	30	.667	—	—	—	25	15	25-0	—	—	58	3.9
BILLY OWENS																					
															HT: 6'9" WT: 225 SYRACUSE BORN: MAY 1, 1969						
91-92	80	2510	468	891	.525	1	9	.111	204	312	.654	242	396	639	188	276-4	90	65	1141	14.3	
93-93	37	1201	247	493	.501	1	11	.091	117	183	.639	108	156	264	144	105-1	35	28	612	16.5	
93-94	79	2738	492	971	.507	3	15	.200	199	326	.610	230	410	640	326	269-5	83	60	1186	15.0	
99-00	16	386	38	100	.380	2	7	.286	25	42	.595	36	73	109	38	47-0	7	5	103	6.4	
TOTALS	212	6835	1245	2455	.507	7	42	.167	545	863	.632	617	1035	1652	696	697-0	215	158	3042	14.3	
PLAYOFF RECORD																					
91-92	4	157	30	57	.526	0	0	—	17	27	.630	13	20	33	13	14-0	8	2	77	19.3	
93-94	3	127	25	50	.500	0	1	.000	9	12	.750	12	18	30	13	11-0	4	2	59	19.7	
TOTALS	7	284	55	107	.514	0	1	.000	26	39	.667	25	38	63	26	25-0	12	4	136	19.4	
RAY OWES																					
															HT: 6'9" WT: 224 ARIZONA BORN: DECEMBER 11, 1972						
96-97	57	592	75	180	.417	1	5	.200	26	46	.565	64	99	163	15	86-1	15	20	177	3.1	
EASY PARHAM																					
															HT: 6'3" WT: 200 TEXAS WESLEYAN BORN: DECEMBER 27, 1921						
50-51	7	—	3	7	.429	—	—	—	4	9	.444	—	—	—	12	3	5-0	—	—	10	1.4
ROBERT PARISH																					
															HT: 7'0" WT: 230 CENTENARY BORN: AUGUST 30, 1953						
76-77	77	1384	288	573	.503	—	—	—	121	171	.708	201	342	543	74	224-7	55	94	697	9.1	
77-78	82	1969	430	911	.472	—	—	—	165	264	.625	211	469	680	95	291-10	79	123	1025	12.5	
78-79	79	2411	554	1110	.499	—	—	—	196	281	.698	265	651	916	115	303-10	100	217	1304	17.2	
79-80	72	2119	510	1006	.507	0	1	.000	203	284	.715	247	536	783	122	248-6	58	115	1223	17.0	
TOTALS	307	7883	1782	3600	.495	0	1	.000	685	1000	.685	924	1998	2922	406	1066-33	292	549	4249	13.8	
PLAYOFF RECORD																					
76-77	10	239	52	108	.481	—	—	—	17	26	.654	43	60	103	11	42-1	7	11	121	12.1	

WARRIORS ALL-TIME ROSTER



YEAR	G	MIN	FGM	FGA	PCT	3FG	3FGA	PCT	FTM	FTA	PCT	OFF	DEF	TOT	AST	PF-DQ	STL	BLK	PTS	AVG
ROBERT "SONNY" PARKER																				
76-77	65	889	154	292	.527	—	—	—	71	92	.772	85	88	173	59	77-0	53	26	379	5.8
77-78	82	2069	406	783	.519	—	—	—	122	173	.705	162	222	389	155	186-0	135	36	934	11.4
78-79	79	2893	512	1019	.502	—	—	—	175	222	.788	164	280	444	291	187-0	144	33	1199	15.2
79-80	82	2849	483	988	.489	0	2	.000	237	302	.785	166	298	464	254	195-2	173	32	1203	14.7
80-81	73	1317	191	388	.492	0	0	—	94	128	.734	101	93	194	106	112-0	67	11	476	6.5
81-82	71	899	116	245	.473	0	0	—	48	72	.667	73	104	177	89	101-0	39	11	280	3.9
TOTALS	452	10,916	1862	3715	.501	0	2	.000	747	989	.755	751	1085	1841	954	858-2	611	151	4471	9.9
PLAYOFF RECORD																				
76-77	10	120	19	36	.528	—	—	—	4	4	1.000	9	19	28	9	9-0	5	2	42	4.2
CHEROKEE PARKS																				
03-04	12	64	4	10	.400	0	0	—	4	6	.667	4	6	10	1	7-0	0	3	12	1.0
CHARLIE PARSLEY																				
48-49	9	—	8	31	.258	—	—	—	6	7	.857	—	—	—	8	7-0	—	—	22	2.4
JOHN PAYAK																				
49-50	17	—	12	32	.375	—	—	—	13	21	.619	—	—	—	8	18-0	—	—	37	2.2
MEL PAYTON																				
51-52	45	471	54	140	.386	—	—	—	21	28	.750	—	—	83	45	68-2	—	—	129	2.9
PLAYOFF RECORD																				
51-52	3	—	1	2	.500	—	—	—	2	2	1.000	—	—	3	1	6-	—	—	4	1.3
KOSTA PEROVIC																				
07-08	7	38	3	10	.300	0	0	—	4	6	.667	6	7	13	1	6-0	0	2	10	1.4
JIM PETERSEN																				
89-90	43	592	60	141	.426	0	1	.000	52	73	.712	49	111	160	23	103-0	17	20	172	4.0
90-91	62	834	114	236	.483	1	4	.250	50	76	.658	69	131	200	27	153-2	13	41	279	4.5
91-92	27	169	18	40	.450	0	2	.000	7	10	.700	12	33	45	9	35-0	5	6	43	1.6
TOTALS	132	1595	192	417	.460	1	7	.143	109	159	.686	130	275	405	59	291-2	35	67	494	3.7
PLAYOFF RECORD																				
90-91	9	117	12	17	.706	0	0	—	5	8	.625	4	23	27	3	35-1	2	4	29	3.2
JAMES PHELAN																				
53-54	4	33	0	6	.000	—	—	—	3	6	.500	—	—	5	2	9-0	—	—	3	0.8
ANDREW "ANDY" PHILLIP																				
50-51	66	—	275	690	.399	—	—	—	190	253	.751	—	—	446	414	221-8	—	—	740	11.2
51-52	66	2933	279	762	.366	—	—	—	232	308	.753	—	—	434	539	218-6	—	—	790	12.0
TOTALS	132	2933	554	1452	.382	—	—	—	422	561	.752	—	—	880	953	439-14	—	—	1530	11.6
PLAYOFF RECORD																				
50-51	3	—	6	15	.400	—	—	—	3	6	.500	—	—	15	14	9-	—	—	15	7.5
51-52	3	122	8	19	.421	—	—	—	19	24	.792	—	—	14	22	16-1	—	—	35	11.7
TOTALS	5	122	14	34	.412	—	—	—	22	30	.733	—	—	29	36	25-1	—	—	50	10.0
ALL-STAR RECORD																				
1951	—	—	3	8	.375	—	—	—	0	0	—	—	—	10	8	1-0	—	—	6	—
1952	—	30	4	6	.667	—	—	—	3	3	1.000	—	—	3	6	1-0	—	—	11	—
TOTALS	2	30	7	14	.500	—	—	—	3	3	1.000	—	—	13	14	2-0	—	—	17	8.5
GARY PHILLIPS																				
62-63	75	1801	256	643	.398	—	—	—	97	157	.638	—	—	225	137	185-7	—	—	609	8.1
63-64	66	2010	256	691	.370	—	—	—	146	218	.670	—	—	248	203	245-8	—	—	658	10.0
64-65	73	1541	198	553	.358	—	—	—	120	199	.603	—	—	189	148	184-3	—	—	516	7.1
65-66	67	867	106	303	.350	—	—	—	54	87	.621	—	—	134	113	97-0	—	—	266	4.0
TOTALS	281	6219	816	2190	.373	—	—	—	417	656	.636	—	—	796	603	711-18	—	—	2049	7.3
PLAYOFF RECORD																				
63-64	11	256	35	97	.361	—	—	—	26	40	.650	—	—	24	20	36-2	—	—	96	8.7
RICKY PIERCE																				
94-95	27	673	111	254	.437	23	70	.329	93	106	.877	12	52	64	40	38-0	22	2	338	12.5
MICKAEEL PIETRUS																				
03-04	53	748	96	231	.416	35	105	.333	52	75	.693	48	71	119	27	100-1	32	12	279	5.3
04-05	67	1340	214	501	.427	67	195	.344	141	202	.698	65	124	189	82	139-2	46	18	636	9.5
05-06	52	1179	169	418	.404	56	176	.318	87	143	.608	58	105	163	44	132-0	33	10	481	9.3
06-07	72	1937	286	586	.488	93	240	.388	136	210	.648	81	246	327	62	220-1	48	55	801	11.1
07-08	66	1316	170	387	.439	66	183	.361	66	98	.673	67	175	242	49	200-4	66	43	472	7.2
TOTALS	310	6520	935	2123	.440	317	899	.353	482	728	.662	319	721	1040	264	791-8	225	138	2669	8.6
PLAYOFF RECORD																				
06-07	11	209	17	49	.347	7	27	.259	25	36	.694	13	29	42	6	32-1	5	9	66	6.0
GARY PLUMMER																				
84-85	66	702	92	232	.397	1	4	.250	65	92	.707	54	80	134	26	127-1	15	14	250	3.8
RALPH POLSON																				
52-53	49	810	65	179	.363	—	—	—	61	96	.635	—	—	211	24	102-5	—	—	191	3.9

WARRIORS ALL-TIME ROSTER

YEAR	G	MIN	FGM	FGA	PCT	3FG	3FGA	PCT	FTM	FTA	PCT	OFF	DEF	TOT	AST	PF-DQ	STL	BLK	PTS	AVG
CHRIS PORTER																				
															HT: 6'7" WT: 218 AUBURN BORN: MAY 9, 1978					
00-01	51	1147	173	445	.389	0	5	.000	94	141	.667	89	100	189	61	111-2	45	6	440	8.6
BOB PORTMAN																				
															HT: 6'5" WT: 200 CREIGHTON BORN: MARCH 22, 1947					
69-70	60	813	177	398	.445	—	—	—	66	85	.776	—	—	224	28	77-0	—	—	420	7.0
70-71	68	1395	221	488	.458	—	—	—	77	106	.726	—	—	321	67	130-0	—	—	519	7.6
71-72	61	553	89	221	.403	—	—	—	53	60	.883	—	—	133	26	69-0	—	—	231	3.8
72-73	32	170	32	70	.457	—	—	—	20	26	.769	—	—	51	7	16-0	—	—	84	2.6
TOTALS	221	2931	519	1172	.443	—	—	—	216	277	.780	—	—	729	128	215-0	—	—	1254	5.7
PLAYOFF RECORD																				
70-71	5	110	20	39	.513	—	—	—	6	9	.667	—	—	20	2	9-0	—	—	46	9.2
71-72	3	22	2	12	.167	—	—	—	1	1	1.000	—	—	5	0	5-0	—	—	5	1.7
72-73	3	17	2	10	.200	—	—	—	4	4	1.000	—	—	5	1	0-0	—	—	8	2.7
TOTALS	11	149	24	61	.393	—	—	—	11	14	.786	—	—	30	3	14-0	—	—	59	5.4
JOSH POWELL																				
															HT: 6'9" WT: 225 NORTH CAROLINA STATE BORN: JANUARY 25, 1983					
06-07	30	289	41	78	.526	0	0	—	22	30	.733	17	52	69	18	43-0	5	12	104	3.5
PLAYOFF RECORD																				
06-07	4	6	0	0	—	0	0	—	1	2	.500	1	0	1	0	0-0	0	1	1	0.3
PAUL PRESSEY																				
															HT: 6'5" WT: 205 TULSA BORN: DECEMBER 24, 1958					
92-93	18	268	29	66	.439	0	4	.000	21	27	.778	8	23	31	30	36-0	11	5	79	4.4
MARK PRICE																				
															HT: 6'0" WT: 180 GEORGIA TECH BORN: FEBRUARY 15, 1964					
96-97	70	1876	263	589	.447	112	283	.396	155	171	.906	36	143	179	342	100-0	67	3	793	11.3
KEVIN PRITCHARD																				
															HT: 6'3" WT: 185 KANSAS BORN: JULY 18, 1967					
90-91	62	773	88	229	.384	5	13	.161	62	77	.805	16	49	65	81	104-1	30	8	243	3.9
ROY PUGH																				
															HT: 6'6" WT: 210 SOUTHERN METHODIST BORN: OCTOBER 16, 1922					
48-49	13	—	8	36	.222	—	—	—	4	10	.400	—	—	—	6	12-0	—	—	20	0.9
VLADIMIR RADMANOVICH																				
															HT: 6'10" WT: 235 SERBIA BORN: NOVEMBER 19, 1980					
09-10	33	758	89	231	.385	23	86	.267	16	21	.762	43	106	149	38	79-0	26	6	217	6.6
10-11	74	1169	137	318	.431	70	173	.405	30	34	.882	64	148	212	79	157-1	44	44	374	5.1
TOTALS	107	1927	226	549	.412	93	259	.359	46	55	.836	107	254	361	117	236-1	70	50	591	5.5
FRANK RADOVICH																				
															HT: 6'8" WT: 235 INDIANA BORN: MARCH 3, 1938					
61-62	37	175	37	93	.398	—	—	—	13	26	.500	—	—	51	4	27-0	—	—	87	2.3
MOE RADOVICH																				
															HT: 6'0" WT: 160 WYOMING BORN: MAY 5, 1929					
52-53	4	33	5	13	.385	—	—	—	4	4	1.000	—	—	1	8	5-0	—	—	14	3.5
RAY RADZISZEWSKI																				
															HT: 6'5" WT: 210 ST. JOSEPH'S (PA) BORN: MARCH 1, 1935					
57-58	1	6	0	3	.000	—	—	—	0	0	—	—	—	2	1	1-0	—	—	0	0.0
ANTHONY RANDOLPH																				
															HT: 6'10" WT: 210 LOUISIANA STATE BORN: JULY 15, 1989					
08-09	63	1129	199	431	.462	0	4	.000	101	141	.716	128	235	363	49	141-1	42	74	499	7.9
09-10	33	749	137	309	.443	1	5	.200	109	136	.801	73	142	215	42	92-0	28	51	384	11.6
TOTALS	96	1878	336	740	.454	1	9	.111	210	277	.758	201	377	578	91	233-1	70	125	883	9.2
CLIFFORD RAY																				
															HT: 6'11" WT: 235 OKLAHOMA BORN: JANUARY 21, 1949					
74-75	82	2519	299	573	.522	—	—	—	171	284	.602	259	611	870	178	305-9	95	116	769	9.4
75-76	82	2184	212	404	.525	—	—	—	140	230	.609	270	506	776	149	247-2	78	83	564	6.9
76-77	77	2018	263	450	.584	—	—	—	105	199	.528	199	416	615	112	242-5	74	81	631	8.2
77-78	79	2268	272	476	.571	—	—	—	148	243	.609	236	522	758	147	291-9	74	90	692	8.8
78-79	82	1917	231	439	.526	—	—	—	106	190	.558	213	395	608	136	264-4	47	50	568	6.9
79-80	81	1683	203	383	.530	0	2	.000	84	149	.564	122	341	466	183	266-6	51	32	490	6.0
80-81	66	838	64	152	.421	0	0	—	29	62	.468	73	144	217	52	194-2	24	13	157	2.4
TOTALS	549	13,427	1544	2877	.537	0	2	.000	783	1357	.577	1372	2938	4310	957	1809-37	443	465	3871	7.1
PLAYOFF RECORD																				
74-75	17	495	36	69	.522	—	—	—	32	53	.604	55	111	166	38	60-0	14	21	104	6.1
75-75	13	377	48	79	.608	—	—	—	22	34	.647	43	87	130	20	47-2	19	19	118	9.1
76-77	10	304	42	76	.553	—	—	—	16	28	.571	54	61	115	15	37-0	4	9	100	10.0
TOTALS	40	1176	126	224	.563	—	—	—	70	115	.609	152	259	411	73	144-2	37	49	322	8.1
BILLY REID																				
															HT: 6'5" WT: 195 SAN FRANCISCO BORN: SEPTEMBER 10, 1957					
80-81	59	597	84	185	.454	0	5	.000	22	39	.564	27	33	60	71	111-0	33	5	190	3.2
JASON RICHARDSON																				
															HT: 6'6" WT: 225 MICHIGAN STATE BORN: JANUARY 20, 1981					
01-02	80	2629	464	1090	.426	82	246	.333	141	210	.671	124	216	340	236	195-2	106	31	1151	14.4
02-03	82	2698	476	1161	.410	123	334	.368	207	271	.764	111	267	378	247	201-1	90	23	1282	15.6
03-04	78	2936	563	1284	.438	77	273	.282	258	377	.684	124	400	524	226	182-1	86	41	1461	17.8
04-05	72	2724	610	1368	.446	125	370	.338	214	309	.693	125	299	424	281	156-0	105	32	1559	21.7
05-06	75	2877	641	1438	.446	183	477	.384	276	410	.673	105	333	438	232	206-1	97	37	1741	23.2
06-07	51	1675	306	734	.417	110	301	.365	92	140	.657	72	187	259	172	129-0	54	32	814	16.0
TOTALS	438	15539	3060	7075	.433	700	2001	.350	1188	1717	.692	661	1702	2363	1394	1069-5	538	196	8008	18.3
PLAYOFF RECORD																				
06-07	11	428	81	170	.476	29	82	.354	19	27	.704	24	50	74	22	38-0	14	5	210	19.1

WARRIORS ALL-TIME ROSTER



YEAR	G	MIN	FGM	FGA	PCT	3FG	3FGA	PCT	FTM	FTA	PCT	OFF	DEF	TOT	AST	PF-DQ	STL	BLK	PTS	AVG
MICHAEL RAY RICHARDSON																HT: 6'5" WT: 190 MONTANA BORN: APRIL 11, 1955				
82-83	33	1074	176	427	.412	4	31	.129	55	87	.632	45	100	145	245	124-2	101	9	411	12.5
MITCH RICHMOND																HT: 6'5" WT: 215 KANSAS STATE BORN: JUNE 30, 1965				
88-89	79	2717	649	1386	.468	33	90	.367	410	506	.810	158	310	468	334	223-5	82	13	1741	22.0
89-90	78	2799	640	1287	.497	34	95	.358	406	469	.866	98	262	360	223	210-3	98	24	1720	22.1
90-91	77	3027	703	1424	.494	40	115	.348	394	465	.847	147	305	452	238	207-0	126	34	1840	23.9
TOTALS	234	8543	1992	4097	.486	107	300	.357	1210	1440	.840	403	877	1280	795	640-8	306	71	5301	22.7
PLAYOFF RECORD																				
88-89	8	314	62	135	.459	3	16	.188	34	38	.895	10	48	58	35	25-0	14	1	161	20.1
90-91	9	372	85	169	.503	8	24	.333	23	24	.958	10	37	47	22	28-1	5	6	201	22.3
TOTALS	17	686	147	304	.484	11	40	.275	57	62	.919	20	85	105	57	53-1	19	7	362	21.3
ANTHONY ROBERSON																HT: 6'2" WT: 180 FLORIDA BORN: FEBRUARY 14, 1983				
06-07	20	227	44	104	.423	21	55	.382	2	3	.667	2	19	21	10	27-1	12	0	111	5.6
TONY ROBERTSON																HT: 6'4" WT: 195 WEST VIRGINIA BORN: JANUARY 1, 1956				
78-79	12	74	15	40	.375	—	—	—	6	9	.667	6	4	10	4	10-0	8	0	36	3.0
CLIFFORD ROBINSON																HT: 6'10" WT: 240 CONNECTICUT BORN: DECEMBER 16, 1966				
03-04	82	2846	366	945	.387	112	314	.357	123	173	.711	54	268	322	271	237-2	68	73	967	11.8
04-05	42	1090	141	354	.398	42	127	.331	35	58	.603	31	83	114	74	107-2	44	39	359	8.5
TOTALS	124	3936	507	1299	.390	154	441	.349	158	231	.684	85	351	436	345	344-4	112	112	1326	10.7
LARRY ROBINSON																HT: 6'5" WT: 176 CENTENARY BORN: JANUARY 11, 1968				
90-91	24	170	24	59	.407	0	0	—	8	15	.533	15	8	23	11	23-0	9	1	56	2.3
NATE ROBINSON																HT: 5'9" WT: 180 WASHINGTON BORN: MAY 31, 1984				
11-12	51	1192	205	484	.424	66	181	.365	94	113	.832	15	85	110	231	119-0	59	2	570	11.2
GUY RODGERS																HT: 6'0" WT: 185 TEMPLE BORN: SEPTEMBER 1, 1935				
58-59	45	1565	211	535	.394	—	—	—	61	112	.545	—	—	281	261	132-1	—	—	483	10.7
59-60	68	2483	338	870	.388	—	—	—	111	181	.613	—	—	391	482	196-3	—	—	787	11.6
60-61	78	2905	397	1029	.386	—	—	—	206	300	.687	—	—	509	677	262-3	—	—	1000	12.8
61-62	80	2650	267	749	.356	—	—	—	121	182	.599	—	—	348	643	312-12	—	—	655	8.2
62-63	79	3249	445	1150	.387	—	—	—	208	286	.725	—	—	394	825	296-7	—	—	1098	13.9
63-64	79	2695	337	923	.365	—	—	—	198	280	.707	—	—	328	556	245-4	—	—	872	11.0
64-65	79	2699	465	1235	.380	—	—	—	223	325	.686	—	—	323	565	256-4	—	—	1153	14.6
65-66	79	2902	586	1571	.373	—	—	—	296	407	.727	—	—	421	846	241-6	—	—	1468	18.6
TOTALS	587	21,148	3046	8052	.378	—	—	—	1424	2073	.687	—	—	2995	4855	1940-40	—	—	7516	12.8
PLAYOFF RECORD																				
59-60	9	370	49	136	.630	—	—	—	20	36	.555	—	—	77	54	39-3	—	—	118	13.1
60-61	3	121	21	57	.368	—	—	—	11	20	.550	—	—	21	15	16-2	—	—	53	17.7
61-62	13	482	52	145	.359	—	—	—	35	55	.636	—	—	7	88	57-3	—	—	139	11.6
63-64	12	419	57	173	.329	—	—	—	33	47	.702	—	—	58	90	46-1	—	—	147	12.3
TOTALS	37	1392	179	511	.350	—	—	—	99	158	.627	—	—	163	247	158-9	—	—	457	12.4
ALL-STAR RECORD																				
1963	—	17	3	6	.500	—	—	—	1	2	.500	—	—	2	4	2-0	—	—	7	—
1964	—	22	3	6	.500	—	—	—	0	0	—	—	—	2	2	4-0	—	—	6	—
1966	—	34	4	11	.364	—	—	—	0	0	—	—	—	7	11	4-0	—	—	8	—
TOTALS	3	73	10	23	.435	—	—	—	1	2	.500	—	—	11	17	10-0	—	—	21	7.0
LOU ROE																HT: 6'7" WT: 220 MASSACHUSETTS BORN: JULY 14, 1972				
96-97	17	107	14	48	.292	3	11	.273	9	19	.474	7	7	14	6	10-0	3	1	40	2.4
CARLOS ROGERS																HT: 6'11" WT: 220 TENNESSEE STATE BORN: FEBRUARY 6, 1971				
94-95	49	1017	180	340	.529	2	14	.143	76	146	.521	108	170	278	37	124-2	22	52	438	8.9
MARSHALL ROGERS																HT: 6'1" WT: 190 PAN AMERICAN BORN: AUGUST 27, 1953				
76-77	26	176	43	116	.371	—	—	—	14	15	.933	9	5	11	10	33-0	8	3	100	3.8
PLAYOFF RECORD																				
76-77	1	3	0	2	.000	—	—	—	2	2	1.000	0	1	1	0	0-0	0	0	2	2.0
PHIL ROLLINS																HT: 6'2" WT: 190 LOUISVILLE BORN: JANUARY 19, 1934				
58-59	44	691	83	231	.359	—	—	—	63	90	.700	—	—	118	102	49-0	—	—	229	5.2
LORENZO ROMAR																HT: 6'1" WT: 175 WASHINGTON BORN: NOVEMBER 13, 1958				
80-81	53	726	87	211	.412	2	6	.333	43	63	.683	10	46	56	136	64-0	27	3	219	4.1
81-82	79	1259	203	403	.504	3	15	.200	79	96	.823	12	86	98	226	103-0	60	13	488	6.2
82-83	82	2130	266	572	.465	10	33	.303	78	105	.743	23	115	138	455	142-0	98	5	620	7.6
83-84	3	15	2	5	.400	0	1	.000	2	4	.500	0	1	1	1	1-0	0	0	6	2.0
TOTALS	217	4130	558	1191	.469	15	55	.273	202	268	.754	45	248	293	818	310-0	185	21	1333	6.1
ALEXANDER ROSENBERGER																HT: 5'10" WT: 165 ST. JOSEPH'S (PA) BORN: APRIL 7, 1918				
46-47	51	—	60	287	.209	—	—	—	30	49	.612	—	—	—	27	64-	—	—	150	2.9
PLAYOFF RECORD																				
46-47	9	—	1	12	.083	—	—	—	0	3	.000	—	—	—	3	4-	—	—	2	0.2

WARRIORS ALL-TIME ROSTER

YEAR	G	MIN	FGM	FGA	PCT	3FG	3FGA	PCT	FTM	FTA	PCT	OFF	DEF	TOT	AST	PF-DQ	STL	BLK	PTS	AVG	
LENNIE ROSENBLUTH																					
															HT: 6'4" WT: 200 NORTH CAROLINA BORN: JANUARY 22, 1933						
57-58	53	373	91	265	.343	—	—	—	53	84	.631	—	—	91	23	39-0	—	—	235	4.4	
58-59	29	205	43	145	.297	—	—	—	21	29	.724	—	—	54	6	20-0	—	—	107	3.7	
TOTALS	82	578	134	410	.327	—	—	—	74	113	.655	—	—	145	29	59-0	—	—	342	4.2	
PLAYOFF RECORD																					
57-58	4	11	3	9	.333	—	—	—	2	3	.667	—	—	3	0	0-0	—	—	8	2.0	
DONALD ROYAL																					
															HT: 6'8" WT: 218 NOTRE DAME BORN: MAY 22, 1966						
96-97	36	509	37	96	.385	0	2	.000	62	78	.795	33	62	95	14	55-0	11	9	136	3.8	
CLIFFORD ROZIER																					
															HT: 6'11" WT: 225 LOUISVILLE BORN: OCTOBER 31, 1972						
94-95	66	1494	189	390	.485	2	7	.286	68	152	.447	200	286	486	45	196-2	35	39	448	6.8	
95-96	59	723	79	135	.585	0	2	.000	26	55	.473	71	100	171	22	135-0	19	30	184	3.1	
96-97	1	5	0	1	.000	—	—	—	0	0	—	0	0	0	0	0-0	0	0	0	0.0	
TOTALS	126	2222	268	526	.510	2	9	.222	94	207	.454	271	386	657	67	331-2	54	69	632	5.0	
GUY RUCKER																					
															HT: 6'11" WT: 265 IOWA BORN: JULY 27, 1977						
02-03	3	4	0	0	—	0	0	—	0	0	—	0	1	1	1	1-0	0	0	0	0.0	
JOHN RUDOMETKIN																					
															HT: 6'6" WT: 205 USC BORN: JUNE 6, 1940						
64-65	22	354	49	146	.336	—	—	—	34	50	.680	—	—	92	16	49-0	—	—	132	6.0	
JOE RUKLICK																					
															HT: 6'9" WT: 220 NORTHWESTERN BORN: AUGUST 3, 1938						
59-60	39	384	85	214	.397	—	—	—	26	36	.722	—	—	137	24	70-0	—	—	196	5.0	
60-61	29	223	43	120	.358	—	—	—	8	13	.615	—	—	62	10	38-0	—	—	94	3.2	
61-62	46	302	48	147	.326	—	—	—	12	26	.461	—	—	87	14	56-1	—	—	108	2.3	
TOTALS	114	909	176	481	.366	—	—	—	46	75	.613	—	—	286	48	164-1	—	—	398	3.5	
PLAYOFF RECORD																					
59-60	4	15	2	9	.222	—	—	—	0	0	—	—	—	5	0	3-0	—	—	4	1.0	
61-62	2	8	1	4	.250	—	—	—	1	2	.500	—	—	4	0	2-0	—	—	2	1.0	
TOTALS	6	23	3	13	.231	—	—	—	1	2	.500	—	—	9	0	5-0	—	—	6	1.0	
JERRY RULLO																					
															HT: 5'10" WT: 165 TEMPLE BORN: JUNE 23, 1923						
46-47	50	—	52	174	.299	—	—	—	23	47	.489	—	—	—	20	61-	—	—	127	2.5	
48-49	39	—	53	183	.290	—	—	—	31	45	.689	—	—	—	48	71-	—	—	137	3.5	
49-50	4	—	3	9	.333	—	—	—	1	1	1.000	—	—	—	2	2-	—	—	7	1.8	
TOTALS	93	—	108	366	.295	—	—	—	55	93	.591	—	—	—	70	134-	—	—	271	2.9	
PLAYOFF RECORD																					
46-47	7	—	3	13	.231	—	—	—	1	1	1.000	—	—	—	0	1-	—	—	7	1.0	
48-49	2	—	2	8	.250	—	—	—	2	2	1.000	—	—	—	1	9-	—	—	6	3.0	
TOTALS	9	—	5	21	.333	—	—	—	3	3	1.000	—	—	—	1	10-	—	—	13	1.4	
BRANDON RUSH																					
															HT: 6'6" WT: 220 KANSAS BORN: JULY 7, 1985						
11-12	65	1717	235	469	.501	99	219	.452	65	82	.793	33	218	251	88	64-0	35	58	634	9.8	
12-13	2	25	6	9	.667	0	2	.000	2	3	.667	0	1	1	2	5-0	0	0	14	7.0	
14-15	33	271	11	54	.204	3	27	.111	5	11	.455	4	37	41	12	27-0	5	12	30	0.9	
15-16	72	1055	111	260	.427	65	157	.414	18	28	.643	21	160	181	57	57-1	20	23	305	4.2	
TOTALS	172	3068	363	792	.458	167	405	.412	90	124	.726	58	416	474	159	153-1	60	93	983	5.7	
PLAYOFF RECORD																					
14-15	3	7	1	6	.167	1	2	.500	0	0	---	1	2	3	0	2-0	0	0	3	1.0	
15-16	14	110	9	20	.450	4	12	.333	1	2	.500	0	23	23	3	9-0	2	2	23	1.6	
TOTALS	17	117	10	26	.385	5	14	.357	1	2	.500	—	1	25	26	3	11-0	2	2	26	1.5
CAZZIE RUSSELL																					
															HT: 6'5" WT: 220 MICHIGAN BORN: JUNE 7, 1944						
71-72	79	2902	689	514	.455	—	—	—	315	378	.833	—	—	428	248	176-0	—	—	1693	21.4	
72-73	80	2429	541	1182	.458	—	—	—	172	199	.864	—	—	350	187	171-0	—	—	1254	15.7	
73-74	82	2574	738	1531	.482	—	—	—	208	249	.835	142	211	353	192	194-1	54	17	1684	20.5	
TOTALS	241	7905	1968	3227	.4610	—	—	—	695	826	.841	142	211	1131	627	541-1	54	17	4631	19.2	
PLAYOFF RECORD																					
71-72	5	161	31	63	.492	—	—	—	9	12	.750	—	—	22	9	13-0	—	—	71	14.2	
72-73	11	263	72	147	.490	—	—	—	19	22	.864	—	—	36	17	24-0	—	—	163	14.8	
TOTALS	16	424	103	210	.490	—	—	—	28	34	.824	—	—	38	26	37-0	—	—	234	14.6	
EDWARD (ED) SADOWSKI																					
															HT: 6'5" WT: 240 SETON HALL BORN: JULY 11, 1917						
48-49	60	—	340	839	.405	—	—	—	240	350	.686	—	—	—	160	273-	—	—	920	15.3	
49-50	17	—	47	153	.307	—	—	—	52	75	.693	—	—	—	39	63-	—	—	146	8.6	
TOTALS	77	—	387	992	.390	—	—	—	292	425	.687	—	—	—	199	336-	—	—	1066	13.8	
PLAYOFF RECORD																					
48-49	2	—	6	28	.214	—	—	—	8	13	.615	—	—	—	3	6-	—	—	20	10.0	
KENNETH SAILORS																					
															HT: 5'10" WT: 176 WYOMING BORN: JUNE 14, 1922						
47-48	44	—	207	689	.300	—	—	—	110	159	.692	—	—	—	59	162-	—	—	524	11.9	
RALPH SAMPSON																					
															HT: 7'4" WT: 235 VIRGINIA BORN: JULY 7, 1960						
87-88	29	958	180	411	.438	0	5	.000	86	111	.775	82	208	290	85	101-2	24	55	446	15.4	
88-89	61	1086	164	365	.449	3	8	.167	62	95	.653	105	202	307	77	170-3	31	65	393	6.4	
TOTALS	90	2044	344	776	.443	3	13	.231	148	206	.718	187	410	597	162	271-5	55	120	839	9.3	
PLAYOFF RECORD																					
88-89	3	43	9	22	.409	0	4	.000	2	4	.500	6	8	14	1	8-0	1	2	20	6.7	

WARRIORS ALL-TIME ROSTER



YEAR	G	MIN	FGM	FGA	PCT	3FG	3FGA	PCT	FTM	FTA	PCT	OFF	DEF	TOT	AST	PF-DQ	STL	BLK	PTS	AVG	
WOODY SAULDSBERRY																					
57-58	71	2377	389	1082	.360	—	—	—	134	218	.615	—	—	729	58	245-3	—	—	912	12.8	
58-59	72	2743	501	1380	.363	—	—	—	110	176	.625	—	—	826	71	276-12	—	—	1112	15.4	
59-60	71	1848	325	974	.334	—	—	—	55	103	.534	—	—	447	112	203-2	—	—	705	9.9	
TOTALS	214	6968	1215	3436	.354	—	—	—	299	497	.602	—	—	2002	241	724-17	—	—	2729	12.8	
PLAYOFF RECORD																					
57-58	8	290	45	131	.344	—	—	—	13	23	.565	—	—	87	6	27-0	—	—	103	12.9	
59-60	9	298	54	159	.350	—	—	—	8	14	.571	—	—	64	12	40-3	—	—	116	12.9	
TOTALS	17	588	99	290	.341	—	—	—	21	37	.568	—	—	151	18	67-3	—	—	219	12.9	
ALL-STAR RECORD																					
1959	1	18	5	11	.455	—	—	—	4	4	1.000	—	—	2	3	2-0	—	—	14	14.0	
BOB SCHAFER																					
55-56	12	82	12	35	.343	—	—	—	7	12	.583	—	—	13	9	14-0	—	—	31	2.6	
DALE SCHLUETER																					
68-69	3	559	68	157	.433	—	—	—	45	82	.549	—	—	216	30	81-3	—	—	181	5.8	
69-70	63	685	82	167	.491	—	—	—	60	97	.619	—	—	231	25	108-0	—	—	224	3.6	
TOTALS	94	1244	150	324	.463	—	—	—	105	179	.587	—	—	447	55	189-3	—	—	405	4.3	
PLAYOFF RECORD																					
68-69	3	25	3	9	.333	—	—	—	7	15	.467	—	—	22	1	4-0	—	—	13	4.3	
KENNY SEARS																					
62-63	54	782	113	212	.533	—	—	—	105	122	.861	—	—	139	55	—	—	—	331	6.1	
63-64	51	519	53	120	.442	—	—	—	64	79	.810	—	—	94	42	71-0	—	—	170	3.3	
TOTALS	105	1301	166	332	.500	—	—	—	169	201	.841	—	—	233	97	—	—	—	501	4.8	
PLAYOFF RECORD																					
63-64	7	24	6	10	.600	—	—	—	0	0	—	—	—	12	3	4-0	—	—	12	1.6	
RONY SEIKALY																					
94-95	36	1035	162	314	.516	—	—	—	111	160	.694	77	189	266	45	122-1	20	37	435	12.1	
95-96	64	1813	285	568	.502	2	3	.667	204	282	.723	166	333	499	71	219-5	40	69	776	12.1	
TOTALS	100	2848	447	882	.507	2	3	.667	315	442	.713	243	522	765	116	341-6	60	106	1211	12.1	
GEORGE SENESKY																					
46-47	58	—	142	531	.267	—	—	—	82	124	.661	—	—	34	83-	—	—	—	366	6.3	
47-48	47	—	158	570	.277	—	—	—	98	147	.667	—	—	52	90-	—	—	—	414	8.8	
48-49	60	—	138	516	.267	—	—	—	111	152	.730	—	—	233	133-	—	—	—	387	6.4	
49-50	68	—	227	709	.320	—	—	—	157	223	.704	—	—	264	164-	—	—	—	611	9.0	
50-51	65	—	249	703	.354	—	—	—	181	238	.761	—	—	326	342	144-1	—	—	679	10.4	
51-52	57	1925	164	454	.361	—	—	—	146	194	.743	—	—	232	280	123-0	—	—	474	8.3	
52-53	69	2336	160	485	.330	—	—	—	93	146	.637	—	—	254	264	166-1	—	—	413	6.0	
53-54	58	771	41	119	.345	—	—	—	29	53	.457	—	—	66	84	79-0	—	—	111	1.9	
TOTALS	482	5032	1279	4087	.313	—	—	—	897	1277	.702	—	—	878	1553	982-2	—	—	3455	7.2	
PLAYOFF RECORD																					
46-47	10	—	44	139	.317	—	—	—	21	26	.808	—	—	8	15-	—	—	—	109	10.9	
47-48	13	—	50	159	.314	—	—	—	29	45	.644	—	—	10	33-	—	—	—	129	9.9	
48-49	2	—	3	22	.136	—	—	—	6	8	.750	—	—	4	6-	—	—	—	12	6.0	
49-50	2	—	6	16	.375	—	—	—	2	4	.500	—	—	3	2-	—	—	—	14	7.0	
50-51	2	—	4	22	.182	—	—	—	7	9	.778	—	—	7	15	6-	—	—	15	7.5	
51-52	3	—	18	33	.545	—	—	—	7	11	.636	—	—	12	11	9-	—	—	43	14.3	
TOTALS	32	—	125	391	.320	—	—	—	72	103	.699	—	—	19	51	71-	—	—	322	10.1	
ANSU SESAY																					
04-05	16	128	17	42	.405	2	8	.250	13	24	.542	18	20	38	12	16-0	2	3	49	3.1	
JOHN SHASKY																					
89-90	14	51	4	14	.286	0	0	—	2	6	.333	4	9	13	1	10-0	1	2	10	0.7	
BRIAN SHAW																					
97-98	39	1028	103	307	.336	21	67	.313	24	33	.727	20	131	151	173	93-3	35	14	251	6.4	
FRED SHEFFIELD																					
46-47	22	—	29	146	.199	—	—	—	16	26	.615	—	—	4	34-	—	—	—	74	3.4	
PURVIS SHORT																					
78-79	75	1703	369	771	.479	—	—	—	57	85	.671	127	220	347	97	233-6	54	12	795	10.6	
79-80	62	1636	461	916	.503	0	6	.000	134	165	.812	119	197	316	123	186-4	63	9	1056	17.0	
80-81	79	2309	549	1157	.475	3	17	.176	168	205	.820	151	240	391	249	244-3	78	19	1269	16.1	
81-82	76	1782	456	935	.488	6	28	.214	177	221	.801	123	143	266	209	220-3	65	10	1095	14.4	
82-83	67	2397	589	1209	.487	4	15	.267	255	308	.828	145	209	354	228	242-3	94	14	1437	21.4	
83-84	79	2945	714	1509	.473	22	72	.306	353	445	.793	184	254	438	246	252-2	103	11	1803	22.8	
84-85	78	3081	819	1780	.460	47	150	.313	501	613	.817	157	241	398	234	255-4	116	27	2186	28.0	
85-86	64	2427	633	1313	.482	15	49	.306	351	406	.865	126	203	329	237	229-5	92	22	1632	25.5	
86-87	34	950	240	501	.479	4	17	.235	137	160	.856	55	82	137	86	103-1	45	7	621	18.3	
TOTALS	614	19,230	4830	10,091	.479	101	354	.285	2133	2608	.818	1187	1789	2976	1709	1964-31	710	131	11,894	19.4	
PLAYOFF RECORD																					
86-87	10	253	57	123	.463	0	2	.000	32	36	.889	12	21	33	27	34-0	12	2	146	14.6	

WARRIORS ALL-TIME ROSTER

YEAR	G	MIN	FGM	FGA	PCT	3FG	3FGA	PCT	FTM	FTA	PCT	OFF	DEF	TOT	AST	PF-DQ	STL	BLK	PTS	AVG
GENE SHUE												HT: 6'2" WT: 175 MARYLAND BORN: DECEMBER 18, 1931								
54-55	62	947	100	239	.346	—	—	—	59	78	.756	—	—	154	89	64-0	—	—	259	4.2
DICKEY SIMPKINS												HT: 6'10" WT: 264 PROVIDENCE BORN: APRIL 6, 1972								
97-98	19	196	22	48	.458	0	1	.000	10	26	.385	19	27	46	16	19-0	5	2	54	2.8
ADRIAN SMITH												HT: 6'1" WT: 185 KENTUCKY BORN: OCTOBER 5, 1936								
69-70	45	634	93	268	.347	—	—	—	100	110	.909	—	—	49	87	66-0	—	—	286	6.4
70-71	21	247	38	89	.427	—	—	—	35	41	.854	—	—	24	30	24-0	—	—	111	5.3
TOTALS	66	881	131	357	.367	—	—	—	135	151	.894	—	—	73	117	90-0	—	—	397	6.0
CLINTON SMITH												HT: 6'6" WT: 210 CLEVELAND STATE BORN: JANUARY 19, 1964								
86-87	40	340	17	50	.427	0	2	.000	27	36	.750	26	30	56	45	36-0	13	4	127	3.2
DEREK SMITH												HT: 6'7" WT: 215 LOUISVILLE BORN: NOVEMBER 1, 1961								
82-83	27	154	21	51	.412	0	2	.000	17	25	.680	10	28	38	2	40-0	0	4	59	2.2
ISH SMITH												HT: 6'0" WT: 175 WAKE FOREST BORN: JULY 5, 1988								
11-12	6	63	12	30	.400	2	5	.400	1	2	.500	2	7	9	9	4-0	4	0	27	4.5
JOE SMITH												HT: 6'10" WT: 225 MARYLAND BORN: JULY 26, 1975								
95-96	82	2821	469	1024	.458	10	28	.357	303	392	.773	300	417	717	79	224-5	85	134	1251	15.3
96-97	80	3086	587	1293	.454	12	46	.261	307	377	.814	261	418	679	125	244-3	74	86	1493	18.7
97-98	49	1645	343	800	.429	0	7	.000	160	208	.769	141	197	338	67	169-2	44	38	846	17.3
TOTALS	211	7552	1399	3117	.449	22	81	.272	770	977	.789	702	1032	1734	271	637-10	203	258	3590	17.0
LARRY SMITH												HT: 6'8" WT: 235 ALCORN STATE BORN: JANUARY 18, 1958								
80-81	82	2578	304	594	.512	0	0	—	177	301	.588	433	561	994	93	316-10	70	63	785	9.6
81-82	74	2213	220	412	.534	0	1	.000	88	159	.553	279	534	813	83	291-7	65	54	528	7.1
82-83	49	1433	180	306	.588	0	—	—	53	99	.535	209	276	485	46	186-5	36	20	413	8.4
83-84	75	2091	244	436	.560	0	0	—	94	168	.560	282	390	672	72	274-6	61	22	852	7.8
84-85	80	2497	366	690	.530	0	—	—	155	256	.605	405	464	869	96	285-5	78	54	881	11.1
85-86	77	2441	3314	586	.536	0	1	.000	112	227	.493	384	472	856	95	286-7	62	50	740	9.6
86-87	80	2374	297	544	.546	0	1	.000	113	197	.574	366	551	917	95	295-7	71	56	740	9.6
87-88	20	499	58	123	.472	0	1	.000	11	27	.407	79	103	182	25	63-1	12	11	407	8.8
88-89	80	1897	219	397	.552	0	0	—	18	58	.310	272	380	652	118	248-2	61	54	756	5.7
TOTALS	617	18,023	2202	4088	.539	0	4	.000	821	1492	.550	2709	3731	6440	723	2244-50	516	384	5225	8.5
PLAYOFF RECORD																				
86-87	10	329	43	81	.531	0	0	—	17	24	.708	61	76	137	17	39-0	12	6	103	10.3
88-89	8	148	4	16	.250	0	0	—	0	0	—	17	23	40	16	24-0	6	11	8	1.0
TOTALS	18	477	47	97	.484	0	0	—	17	24	.708	78	99	177	33	63-0	18	17	108	6.0
OTIS SMITH												HT: 6'5" WT: 210 JACKSONVILLE BORN: JANUARY 30, 1964								
87-88	57	1358	288	569	.506	13	41	.317	157	201	.781	110	107	217	144	137-0	86	36	746	13.1
88-89	80	1597	311	715	.435	7	37	.189	174	218	.798	128	202	330	140	165-1	88	40	803	10.0
TOTALS	137	2955	599	1284	.467	20	78	.256	331	419	.790	238	309	574	284	302-1	174	76	1549	11.3
PLAYOFF RECORD																				
88-89	4	49	9	24	.375	0	0	—	1	2	.500	6	7	13	6	5-0	2	1	19	4.8
PHIL SMITH												HT: 6'4" WT: 187 SAN FRANCISCO BORN: APRIL 22, 1952								
74-75	74	1055	221	464	.476	—	—	—	127	158	.804	51	89	140	135	141-0	62	0	569	7.7
75-76	82	2793	659	1383	.477	—	—	—	323	410	.788	133	243	376	362	223-0	108	18	1641	20.0
76-77	82	2880	631	1518	.479	—	—	—	295	376	.785	101	231	332	328	227-0	98	29	1557	19.0
77-78	82	2940	648	1373	.472	—	—	—	316	389	.812	100	200	300	393	219-2	108	27	1612	19.7
78-79	59	2288	489	977	.501	—	—	—	194	255	.761	48	164	212	261	159-3	101	23	1172	19.9
79-80	51	1552	325	685	.474	7	22	.318	135	171	.789	28	118	146	187	154-1	62	15	792	15.5
TOTALS	430	13,508	2973	6200	.480	7	22	.318	1390	1759	.790	461	1045	1506	1666	1123-6	539	112	7343	17.1
PLAYOFF RECORD																				
74-75	16	235	39	104	.375	—	—	—	25	40	.625	7	21	28	30	30-0	9	7	103	6.4
75-76	13	493	127	245	.518	—	—	—	58	79	.734	23	38	61	60	33-1	21	6	312	24.0
76-77	10	371	53	132	.402	—	—	—	36	45	.800	10	40	50	45	24-0	14	4	142	14.2
TOTALS	39	1099	219	481	.455	—	—	—	119	164	.726	40	99	139	135	87-1	44	17	415	10.6
ALL-STAR RECORD																				
1976	—	12	3	7	.429	—	—	—	1	4	.250	0	1	1	0	1-0	0	0	7	—
1977	—	28	6	13	.462	—	—	—	1	2	.500	1	5	6	8	3-1	0	0	13	—
TOTALS	2	40	9	20	.450	—	—	—	2	6	.333	1	6	7	8	4-1	0	0	20	10.0
MIKE SMREK												HT: 7'0" WT: 260 CANISUS BORN: AUGUST 31, 1962								
89-90	13	107	10	24	.417	0	0	—	1	6	.167	11	23	34	1	18-0	4	11	21	1.6
90-91	5	25	6	11	.545	0	0	—	2	4	.500	3	4	7	1	9-0	2	0	14	2.8
91-92	2	3	0	0	—	0	0	—	0	0	—	0	1	1	0	0-0	0	0	0	0.0
TOTALS	20	135	16	35	.457	0	0	—	3	10	.300	14	28	42	2	27-0	6	11	35	1.8
GUY SPARROW												HT: 6'6" WT: 218 DETROIT BORN: NOVEMBER 2, 1932								
58-59	67	842	129	406	.318	—	—	—	78	138	.565	—	—	244	67	158-3	—	—	336	5.0
59-60	11	80	14	45	.411	—	—	—	2	8	.250	—	—	23	6	20-0	—	—	30	2.7
TOTALS	78	922	143	451	.317	—	—	—	80	146	.548	—	—	267	73	178-3	—	—	366	4.7

WARRIORS ALL-TIME ROSTER



YEAR	G	MIN	FGM	FGA	PCT	3FG	3FGA	PCT	FTM	FTA	PCT	OFF	DEF	TOT	AST	PF-DQ	STL	BLK	PTS	AVG	
MARREESE SPEIGHTS																	HT: 6'10" WT: 245 FLORIDA BORN: AUGUST 4, 1987				
13-14	79	982	195	442	.441	8	31	.258	110	134	.821	101	189	290	32	148-1	10	34	508	6.4	
14-15	76	1207	318	646	.492	5	18	.278	150	178	.843	109	216	325	72	189-4	20	34	791	10.4	
15-16	72	832	197	456	.432	24	62	.387	94	114	.825	77	162	239	61	117-0	19	34	512	7.1	
TOTALS	227	3021	710	1544	.460	37	111	.333	354	426	.831	287	567	854	165	454-5	49	102	1811	8.0	
PLAYOFF RECORD																					
13-14	7	68	19	36	.528	0	0	—	6	12	.500	9	13	22	3	12-0	2	4	44	6.3	
14-15	10	67	14	42	.333	0	0	—	9	15	.600	8	13	21	4	14-0	4	3	37	3.7	
15-16	24	201	46	118	.390	18	43	.419	24	31	.774	15	32	47	11	43-0	3	8	134	5.6	
TOTALS	41	336	79	196	.403	18	43	.419	39	58	.672	32	58	90	18	69-0	9	15	215	5.2	
ANDRE SPENCER																	HT: 6'6" WT: 210 NORTHERN ARIZONA BORN: JULY 20, 1964				
92-93	17	422	73	160	.456	0	2	.000	41	54	.759	38	42	80	24	61-0	15	7	187	11.0	
93-94	5	63	9	18	.500	0	0	—	3	4	.750	4	8	12	3	6-0	1	2	21	4.2	
TOTALS	22	485	82	178	.461	0	2	.000	44	58	.759	42	50	92	27	67-0	16	9	208	9.5	
FELTON SPENCER																	HT: 7'0" WT: 265 LOUISVILLE BORN: JANUARY 5, 1968				
96-97	72	1539	137	282	.486	0	0	—	94	161	.584	152	258	410	21	273-7	34	50	368	5.1	
97-98	68	813	59	129	.457	0	0	—	44	79	.557	93	133	226	17	175-3	23	37	162	2.4	
98-99	26	159	15	33	.455	0	0	—	12	26	.462	18	28	46	0	41-0	5	10	42	1.6	
TOTALS	166	2511	211	444	.475	0	0	—	150	266	.564	263	419	682	38	489-10	62	97	572	3.4	
LATRELL SPREWELL																	HT: 6'6" WT: 190 ALABAMA BORN: SEPTEMBER 8, 1970				
92-93	77	2741	449	968	.464	73	198	.369	211	283	.746	79	192	271	295	166-2	203	52	1182	15.4	
93-94	82	3533	613	1417	.433	141	391	.361	353	456	.774	80	321	401	385	158-0	226	76	1720	21.0	
94-95	69	2771	490	1171	.418	90	326	.276	350	448	.781	58	198	256	279	108-0	230	46	1420	20.6	
95-96	78	3064	515	1202	.428	91	282	.323	352	446	.789	124	256	380	328	150-1	222	45	1473	18.9	
96-97	80	3353	649	1444	.449	147	415	.354	493	585	.843	58	308	366	507	153-0	322	45	1938	24.2	
97-98	14	547	110	277	.397	9	48	.188	70	94	.745	7	44	51	68	26-0	44	5	299	21.4	
TOTALS	400	16,009	2826	6479	.436	551	1660	.332	1829	2312	.791	406	1319	1725	1862	761-3	696	269	8032	20.1	
PLAYOFF RECORD																					
ALL-STAR RECORD																					
93-94	3	122	26	60	.433	8	23	.348	8	12	.667	1	8	9	21	15-0	2	3	68	22.7	
1994	—	15	3	8	.375	0	2	—	3	7	.429	4	3	7	1	1-0	0	0	9	—	
1995	—	22	4	9	.444	0	2	—	1	1	1.000	2	2	4	4	0-0	3	0	9	—	
1997	—	25	7	12	.583	1	3	.333	4	6	.667	1	2	3	1	2-0	2	0	19	—	
TOTALS	3	62	14	29	.483	1	7	.143	8	14	.571	7	7	14	6	3-0	5	0	37	12.3	
JOHN STARKS																	HT: 6'5" WT: 185 OKLAHOMA STATE BORN: AUGUST 10, 1965				
88-89	36	316	51	125	.408	10	26	.385	34	52	.654	15	26	41	27	36-0	23	3	146	4.1	
98-99	50	1686	269	728	.370	78	269	.290	74	100	.740	33	130	163	235	135-3	69	5	690	13.8	
99-00	33	1108	192	508	.378	56	161	.348	45	54	.833	10	81	91	170	93-1	37	3	485	14.7	
TOTALS	119	3110	512	1361	.376	144	456	.316	153	206	.743	58	237	295	432	264-4	129	11	1321	11.1	
BARRY STEVENS																	HT: 6'5" WT: 195 IOWA STATE BORN: NOVEMBER 7, 1963				
92-93	2	6	1	2	.500	0	0	—	0	0	—	2	0	2	0	1-0	0	0	2	1.0	
JOHN STROEDER																	HT: 6'10" WT: 260 MONTANA BORN: JULY 24, 1958				
88-89	4	20	2	5	.400	0	0	—	0	0	—	5	9	14	3	1-0	0	2	4	1.0	
BOB SURA																	HT: 6'5" WT: 200 FLORIDA STATE BORN: MARCH 25, 1973				
00-01	53	1684	202	518	.390	47	172	.273	135	189	.714	54	173	227	242	127-0	54	8	586	11.1	
01-02	78	1780	250	590	.424	42	133	.316	236	328	.720	89	167	256	275	160-1	88	17	778	10.0	
02-03	55	1130	135	328	.412	28	85	.329	103	148	.696	58	109	167	177	108-0	45	2	401	7.3	
TOTALS	186	4594	587	1436	.409	117	390	.300	474	665	.713	201	449	650	694	395-1	187	27	1765	9.5	
CHRIS TAFT																	HT: 6'10" WT: 261 PITTSBURGH BORN: MARCH 10, 1985				
05-06	72	730	108	254	.425	0	2	.000	41	63	.651	75	109	184	24	176-1	12	60	257	3.6	
LEONARD TAYLOR																	HT: 6'8" WT: 225 CALIFORNIA BORN: MAY 2, 1966				
89-90	10	37	0	6	.000	0	1	.000	11	16	.688	4	8	12	1	4-0	0	0	11	1.1	
TERRY TEAGLE																	HT: 6'5" WT: 195 BAYLOR BORN: APRIL 10, 1960				
84-85	19	344	73	135	.541	2	4	.500	25	35	.714	22	21	43	14	34-0	13	5	173	9.1	
85-86	82	2158	475	958	.496	4	25	.160	211	265	.796	96	139	235	115	241-2	71	34	1165	14.2	
86-87	82	1650	370	808	.458	0	10	.000	182	234	.778	68	107	175	105	190-0	68	13	922	11.2	
87-88	47	958	248	546	.454	1	9	.111	97	121	.802	41	40	81	61	95-0	32	4	594	12.6	
88-89	66	1569	409	859	.476	2	12	.167	182	225	.809	110	153	263	96	173-2	79	17	1002	15.2	
89-90	82	2376	538	1122	.480	3	14	.214	244	294	.830	114	253	367	155	231-3	91	15	1323	16.1	
TOTALS	378	9055	2113	4428	.477	12	74	.162	941	1174	.802	451	713	1164	546	964-7	354	88	5179	13.7	
PLAYOFF RECORD																					
86-87	10	233	57	124	.460	0	2	.000	30	38	.789	13	7	20	13	27-0	14	1	144	14.4	
88-89	8	240	70	141	.496	0	2	.000	18	22	.818	15	22	37	10	27-0	13	3	158	19.8	
TOTALS	18	473	127	265	.479	0	4	.000	48	60	.800	28	29	57	23	54-0	27	4	302	16.8	
PETER THIBEAUX																	HT: 6'7" WT: 200 ST. MARY'S (CA) BORN: OCTOBER 3, 1961				
84-85	51	461	94	195	.482	0	2	.000	43	67	.642	29	40	69	17	85-1	11	17	231	4.5	
85-86	42	531	100	233	.429	2	5	.400	29	48	.604	28	47	75	28	82-1	23	15	231	5.5	
TOTALS	93	992	194	428	.453	2	7	.286	72	115	.626	57	87	144	45	167-2	34	32	462	5.0	

WARRIORS ALL-TIME ROSTER

YEAR	G	MIN	FGM	FGA	PCT	3FG	3FGA	PCT	FTM	FTA	PCT	OFF	DEF	TOT	AST	PF-DQ	STL	BLK	PTS	AVG
CARL THOMAS																				
97-98	10	139	25	65	.385	5	21	.238	7	10	.700	4	6	10	9	12-0	5	1	62	6.2
												HT: 6'4" WT: 195 EASTERN MICHIGAN BORN: OCTOBER 3, 1969								
JAMEL THOMAS																				
99-00	4	27	3	8	.375	0	2	.000	0	0	---	1	2	3	4	2-0	1	0	6	1.5
												HT: 6'6" WT: 215 PROVIDENCE BORN: JULY 19, 1976								
MALCOLM THOMAS																				
12-13	5	21	0	1	.000	0	0	---	3	4	.750	0	5	2	1-0	0	1	3	0	6
												HT: 6'9" WT: 225 SAN DIEGO STATE BORN: NOVEMBER 8, 1988								
BILLY THOMPSON																				
91-92	1	1	0	0	---	0	0	---	0	0	---	0	0	0	0	0-0	0	0	0	0.0
												HT: 6'7" WT: 220 LOUISVILLE BORN: DECEMBER 1, 1963								
JASON THOMPSON																				
15-16	28	179	20	42	.476	0	0	---	20	32	.625	10	44	54	19	40-0	4	8	60	2.1
												HT: 6'11" WT: 250 RIDER BORN: JULY 21, 1986								
KLAY THOMPSON																				
11-12	66	1608	318	718	.443	111	268	.414	79	91	.868	24	137	161	133	155-0	49	20	826	12.5
12-13	82	2936	508	1205	.422	211	526	.401	132	157	.841	32	274	306	183	237-3	86	45	1359	16.6
13-14	81	2868	559	1259	.444	223	535	.417	147	185	.795	38	211	249	181	234-2	74	37	1488	18.4
14-15	77	2455	602	1299	.463	239	545	.439	225	256	.879	27	220	247	222	122-0	87	60	1668	21.7
15-16	80	2666	651	1386	.470	276	650	.425	193	221	.873	35	271	306	166	152-0	60	49	1771	22.1
TOTALS	386	12533	2638	5867	.450	1060	2524	.420	776	910	.853	156	1113	1269	885	900-5	356	211	7112	18.4
PLAYOFF RECORD																				
12-13	12	495	76	174	.437	25	59	.424	5	6	.833	9	46	55	22	44-1	12	7	182	15.2
13-14	7	257	40	98	.408	16	44	.364	19	24	.792	4	20	24	25	24-1	7	5	115	16.4
14-15	21	761	149	334	.446	57	146	.390	36	45	.800	9	72	81	54	64-1	16	19	391	18.6
15-16	24	849	201	453	.444	98	231	.424	82	96	.854	15	73	88	54	53-0	26	9	582	24.3
TOTALS	64	2362	466	1059	.440	196	480	.408	142	171	.830	37	211	248	155	185-3	61	40	1270	19.8
ALL-STAR RECORD																				
2015	---	20	2	11	.182	1	9	.111	2	2	1.000	1	3	4	6	0-0	0	0	7	---
2016	---	21	3	11	.273	3	10	.300	0	0	---	1	1	2	2	0-0	1	0	9	---
TOTALS	---	41	5	22	.227	4	19	.211	2	2	1.000	2	4	6	8	0-0	1	0	16	8.0
AL THORNTON																				
10-11	22	314	51	104	.490	0	1	.000	29	35	.829	10	47	57	11	40-1	7	3	131	6.0
												HT: 6'8" WT: 235 FLORIDA STATE BORN: DECEMBER 7, 1983								
NATE THURMOND																				
63-64	76	1966	219	554	.395	---	---	---	95	173	.549	---	---	790	86	184-2	---	---	533	7.0
64-65	77	3173	519	1240	.419	---	---	---	235	357	.658	---	---	1395	157	232-3	---	---	1273	16.5
65-66	73	2891	454	1119	.406	---	---	---	280	428	.654	---	---	1312	111	223-7	---	---	1188	16.3
66-67	65	2755	467	1068	.437	---	---	---	280	445	.629	---	---	1382	166	183-3	---	---	1214	18.7
67-68	51	2222	382	929	.411	---	---	---	282	438	.644	---	---	1121	215	137-1	---	---	1046	20.5
68-69	71	3208	571	1394	.410	---	---	---	382	621	.615	---	---	1402	253	171-0	---	---	1524	21.5
69-70	43	1919	341	824	.414	---	---	---	261	346	.754	---	---	762	150	110-1	---	---	943	21.9
70-71	82	3351	623	1401	.445	---	---	---	395	541	.730	---	---	1128	257	192-1	---	---	1641	20.0
71-72	78	3362	628	1454	.432	---	---	---	417	561	.743	---	---	1252	230	214-1	---	---	1673	21.4
72-73	79	3419	517	1159	.446	---	---	---	315	439	.718	---	---	1349	280	240-2	---	---	1349	17.1
73-74	62	2463	308	694	.444	---	---	---	191	287	.666	249	629	878	165	179-4	41	179	807	13.0
TOTALS	757	30,729	5029	11,836	.425	---	---	---	3133	4636	.676	---	---	12,771	2070	2065-25	---	---	13,191	17.4
PLAYOFF RECORD																				
63-64	12	410	42	98	.429	---	---	---	36	53	.679	---	---	148	12	46-0	---	---	120	10.0
66-67	15	690	93	215	.433	---	---	---	52	91	.571	---	---	346	47	52-1	---	---	238	15.9
68-69	6	263	40	102	.392	---	---	---	20	34	.588	---	---	117	28	18-0	---	---	100	16.7
70-71	5	192	36	97	.371	---	---	---	16	20	.800	---	---	51	15	20-0	---	---	88	17.6
71-72	5	230	53	122	.434	---	---	---	21	28	.750	---	---	89	26	12-0	---	---	127	25.4
72-73	11	460	64	161	.398	---	---	---	32	40	.800	---	---	145	40	30-1	---	---	160	14.5
TOTALS	54	2245	328	795	.413	---	---	---	177	266	.665	---	---	896	168	178-2	---	---	833	15.4
ALL-STAR RECORD																				
1965	---	10	0	2	.000	---	---	---	0	0	---	---	---	3	0	1-0	---	---	0	---
1966	---	33	3	16	.188	---	---	---	1	3	.333	---	---	16	1	1-0	---	---	7	---
1967	---	42	7	16	.438	---	---	---	2	4	.500	---	---	18	0	1-0	---	---	16	---
1968	Selected (Did Not Play, Injured)																			
1970	Selected (Did Not Play, Injured)																			
1973	---	14	2	5	.400	---	---	---	0	0	---	---	---	4	1	2-0	---	---	4	---
1974	---	5	2	4	.500	---	---	---	0	1	1.000	1	2	3	0	0-0	0	0	4	---
TOTALS	5	104	14	43	.326	---	---	---	3	8	.375	---	---	44	2	5-0	0	0	31	6.2
DARREN TILLIS																				
83-84	72	730	108	254	.425	0	2	.000	41	63	.651	75	109	184	24	176-1	12	60	257	3.6
												HT: 6'11" WT: 215 CLEVELAND STATE BORN: FEBRUARY 23, 1960								
TOM TOLBERT																				
89-90	70	1347	218	442	.493	5	18	.278	175	241	.726	122	241	363	58	191-0	23	25	616	8.8
90-91	62	1371	183	433	.423	7	21	.333	127	172	.738	87	188	275	76	195-4	35	38	500	8.1
91-92	35	310	33	86	.384	2	8	.250	22	40	.550	14	41	55	21	73-0	10	6	90	2.6
TOTALS	167	3028	434	961	.452	14	47	.298	324	453	.715	223	470	693	155	459-4	68	69	1206	7.2
PLAYOFF RECORD																				
90-91	9	116	14	33	.424	1	3	.333	3	11	.273	0	18	18	8	29-0	3	4	32	3.6

WARRIORS ALL-TIME ROSTER



YEAR	G	MIN	FGM	FGA	PCT	3FG	3FGA	PCT	FTM	FTA	PCT	OFF	DEF	TOT	AST	PF-DQ	STL	BLK	PTS	AVG			
ANTHONY TOLLIVER																HT: 6'9" WT: 240		CREIGHTON		BORN: JUNE 1, 1985			
09-10	44	1423	193	448	.431	50	151	.331	103	134	.769	84	235	319	87	127-1	32	33	539	12.3			
IRV TORGOFF																HT: 6'2" WT: 192		LONG ISLAND		BORN: MARCH 6, 1917			
48-49	13	—	14	48	.292	—	—	—	7	8	.875	—	—	—	12	33-0	—	—	35	2.7			
PLAYOFF RECORD																							
48-49	2	—	0	3	.000	—	—	—	0	0	—	—	—	—	2	2-0	—	—	0	0.0			
OSCAR TORRES																HT: 6'6" WT: 210		VENEZUELA		BORN: DECEMBER 18, 1976			
02-03	17	109	16	36	.444	7	13	.538	14	20	.700	3	9	12	3	9-0	4	2	53	3.1			
RAYMOND TOWNSEND																HT: 6'3" WT: 175		UCLA		BORN: DECEMBER 20, 1955			
78-79	65	771	127	289	.439	—	—	—	50	68	.735	11	44	55	91	70-0	27	6	304	4.7			
79-80	75	1159	171	421	.406	4	26	.154	60	84	.714	33	56	89	116	113-0	60	4	406	5.4			
TOTALS	140	1930	298	710	.420	4	26	.154	110	152	.724	44	100	144	207	183-0	87	10	710	5.1			
NIKOLAZ TSKITISHVILI																HT: 7'0" WT: 245		REPUBLIC OF GEORGIA		BORN: APRIL 14, 1983			
04-05	12	62	7	23	.304	2	10	.200	0	0	—	1	11	12	6	9-0	0	3	16	1.3			
RONNY TURIAF																HT: 6'10" WT: 250		GONZAGA		BORN: JANUARY 13, 1983			
08-09	79	1696	186	366	.508	0	3	.000	98	124	.790	88	272	360	166	243-4	34	168	470	5.9			
09-10	42	872	85	146	.582	0	1	.000	37	78	.474	54	137	191	90	98-1	23	54	207	4.9			
TOTALS	121	2568	271	512	.529	0	4	.000	135	202	.668	142	409	551	256	341-5	57	222	677	5.6			
BILL TURNER																HT: 6'7" WT: 225		AKRON		BORN: FEBRUARY 18, 1944			
67-68	42	482	68	157	.433	—	—	—	36	60	.600	—	—	155	16	74-1	—	—	172	4.1			
68-69	79	1486	222	535	.415	—	—	—	175	230	.761	—	—	380	67	231-6	—	—	619	7.8			
69-70	3	75	9	17	.529	—	—	—	5	10	.500	—	—	14	1	7-0	—	—	23	7.7			
70-71	18	200	26	82	.317	—	—	—	13	20	.650	—	—	42	8	24-0	—	—	65	3.6			
71-72	62	597	71	181	.392	—	—	—	40	53	.755	—	—	131	22	67-1	—	—	182	2.9			
TOTALS	204	2840	396	972	.407	—	—	—	269	373	.721	—	—	722	114	403-8	—	—	1061	5.2			
PLAYOFF RECORD																							
67-68	9	148	19	40	.475	—	—	—	9	12	.750	—	—	29	10	30-2	—	—	47	5.2			
68-69	6	96	13	35	.371	—	—	—	7	11	.636	—	—	25	7	14-0	—	—	33	5.5			
70-71	2	18	1	5	.200	—	—	—	4	6	.667	—	—	3	1	2-0	—	—	6	3.0			
71-72	3	9	2	2	1.000	—	—	—	0	0	—	—	—	3	0	0-0	—	—	4	1.3			
TOTALS	20	271	35	82	.427	—	—	—	20	29	.690	—	—	60	18	46-2	—	—	90	4.5			
JEREMY TYLER																HT: 6'10" WT: 260		SAN DIEGO HS		BORN: JUNE 12, 1991			
11-12	42	568	88	209	.421	0	1	.000	29	52	.558	54	86	140	16	84-1	16	20	205	4.9			
12-13	20	63	9	24	.375	0	0	—	4	6	.667	6	11	17	1	10-0	1	2	22	1.1			
TOTALS	62	631	97	233	.416	0	1	.000	33	58	.569	60	97	157	17	94-1	17	22	227	3.7			
EKPE UDOH																HT: 6'10" WT: 245		BAYLOR		BORN: MAY 20, 1987			
10-11	58	1029	97	222	.437	0	0	—	42	64	.656	80	101	181	40	144-0	22	86	236	4.1			
11-12	38	827	82	185	.443	0	0	—	46	64	.719	58	89	147	31	115-1	25	65	210	5.5			
TOTALS	96	1856	179	407	.440	0	0	—	88	128	.688	138	190	328	71	259-1	47	151	446	4.6			
KELVIN UPSHAW																HT: 6'2" WT: 180		UTAH		BORN: JANUARY 24, 1963			
89-90	23	252	51	104	.490	0	0	—	24	31	.774	6	22	28	26	34-0	25	0	128	5.6			
NICK VAN EXEL																HT: 6'1" WT: 195		CINCINNATI		BORN: NOVEMBER 27, 1971			
03-04	39	1255	187	479	.390	46	150	.307	70	99	.707	16	88	104	206	57-0	20	2	490	12.6			
ANDERSON VAREJAO																HT: 6'10" WT: 273		BRAZIL		BORN: SEPTEMBER 28, 1982			
15-16	22	186	21	48	.438	0	0	—	16	29	.552	13	37	50	15	35-0	5	5	58	2.6			
PLAYOFF RECORD																							
15-16	17	93	5	14	.357	0	0	—	10	19	.526	12	9	21	13	17-0	2	2	20	1.2			
DAVID VAUGHN																HT: 6'9" WT: 240		MEMPHIS		BORN: MARCH 23, 1973			
97-98	22	322	46	114	.404	0	1	.000	22	34	.647	34	68	102	18	48-1	10	6	114	5.2			
PETER VERHOEVEN																HT: 6'9" WT: 215		FRESNO STATE		BORN: FEBRUARY 15, 1959			
85-86	61	749	90	167	.539	1	2	.500	25	43	.581	65	95	160	29	141-3	29	17	206	3.4			
MARK WADE																HT: 6'0" WT: 175		UNLV		BORN: OCTOBER 15, 1965			
87-88	11	123	3	20	.150	0	2	.000	2	4	.500	3	12	15	34	13-0	7	1	8	0.7			
DAJUAN WAGNER																HT: 6'2" WT: 195		MEMPHIS		BORN: FEBRUARY 4, 1983			
06-07	1	7	1	1	1.000	1	1	1.000	1	2	.500	0	0	0	1	1-0	0	0	4	4.0			
JIM WALSH																HT: 6'4" WT: 195		STANFORD		BORN: AUGUST 29, 1931			
57-58	10	72	5	27	.185	—	—	—	10	17	.588	—	—	15	8	9-0	—	—	20	2.0			
PAUL WALTHER																HT: 6'2" WT: 160		TENNESSEE		BORN: MARCH 23, 1927			
53-54	64	2067	138	392	.352	—	—	—	145	206	.704	—	—	257	220	199-5	—	—	421	6.6			

WARRIORS ALL-TIME ROSTER

YEAR	G	MIN	FGM	FGA	PCT	3FG	3FGA	PCT	FTM	FTA	PCT	OFF	DEF	TOT	AST	PF-DQ	STL	BLK	PTS	AVG
HT: 6'5" WT: 205 DENVER BORN: MARCH 20, 1941																				
66-67	12	65	15	52	.280	—	—	—	6	11	.545	—	—	20	10	4-0	—	—	36	3.0
67-68	69	1320	257	610	.421	—	—	—	97	161	.567	—	—	264	159	164-1	—	—	611	8.9
TOTALS	81	1385	272	662	.411	—	—	—	103	172	.599	—	—	284	169	168-1	—	—	647	8.0
PLAYOFF RECORD																				
66-67	2	8	0	2	.000	—	—	—	0	0	—	—	—	0	1	0-0	—	—	0	0.0
67-68	10	226	55	118	.466	—	—	—	28	37	.757	—	—	53	24	26-2	—	—	138	13.8
TOTALS	12	234	55	120	.458	—	—	—	28	37	.757	—	—	53	25	26-2	—	—	138	11.5
HT: 6'11" WT: 255 NORTH CAROLINA STATE BORN: MAY 13, 1965																				
86-87	35	385	57	145	.393	0	1	.000	18	51	.353	36	65	101	16	51-0	6	8	132	3.8
87-88	8	86	14	32	.438	0	0	—	5	8	.625	9	11	20	3	10-0	1	0	33	4.1
TOTALS	43	471	71	177	.401	0	1	.000	23	59	.390	45	76	121	19	61-0	7	8	165	3.8
PLAYOFF RECORD																				
86-87	5	29	3	7	.429	—	—	—	5	6	.833	0	1	1	2	2-0	0	0	11	2.2
HT: 6'8" WT: 230 AMERICAN UNIVERSITY BORN: SEPTEMBER 17, 1951																				
87-88	6	56	7	14	.500	0	0	—	2	2	1.000	9	10	19	0	13-0	4	4	16	2.7
HT: 6'2" WT: 175 TENNESSEE BORN: APRIL 17, 1984																				
07-08	32	368	43	101	.426	9	26	.346	23	29	.793	13	19	32	35	19-0	15	0	118	3.7
08-09	77	1883	257	562	.457	48	120	.400	168	193	.870	39	153	192	206	137-2	96	4	730	9.5
09-10	65	1788	247	528	.468	45	145	.310	128	166	.771	28	141	169	180	124-2	103	8	667	10.3
TOTALS	174	4039	547	1191	.459	102	291	.351	319	388	.822	80	313	393	421	280-4	214	12	1515	8.7
HT: 6'10" WT: 230 SOUTHERN MISSISSIPPI BORN: SEPTEMBER 8, 1970																				
97-98	31	1035	127	277	.458	0	0	—	77	103	.748	89	169	258	49	86-1	42	22	331	10.7
HT: 6'10" WT: 250 MICHIGAN BORN: MARCH 1, 1973																				
93-94	76	2438	572	1037	.552	0	4	.000	189	355	.532	305	389	694	272	247-4	93	164	1333	17.5
07-08	9	126	15	31	.484	0	0	—	5	12	.417	2	30	32	18	17-0	4	6	35	3.9
TOTALS	85	2564	587	1068	.549	0	4	.000	194	367	.529	307	419	726	290	264-4	97	170	1368	16.1
PLAYOFF RECORD																				
93-94	3	109	22	40	.550	0	2	.000	3	10	.300	13	13	26	27	11-0	3	9	47	15.7
HT: 7'0" WT: 245 WASHINGTON BORN: JANUARY 2, 1964																				
89-90	14	142	16	38	.421	0	0	—	18	23	.783	11	25	36	4	37-0	5	8	50	3.6
HT: 6'7" WT: 208 CZECH REPUBLIC BORN: JANUARY 27, 1980																				
02-03	37	234	19	75	.253	1	4	.250	22	29	.759	12	16	28	27	32-1	8	2	61	1.6
HT: 6'4" WT: 205 VILLANOVA BORN: JANUARY 26, 1940																				
62-63	29	771	40	111	.366	—	—	—	12	18	.667	—	—	35	28	47-0	—	—	92	3.2
HT: 6'3" WT: 190 KANSAS BORN: NOVEMBER 16, 1946																				
78-79	29	883	149	314	.475	—	—	—	60	69	.870	20	52	72	133	73-0	26	3	258	12.3
79-80	78	2052	336	706	.476	1	6	.167	97	114	.851	42	139	181	239	186-0	88	13	770	9.9
TOTALS	107	2935	485	1020	.475	1	6	.167	157	183	.858	62	191	253	372	259-0	114	16	1128	10.5
HT: 6'9" WT: 230 CHARLOTTE BORN: JUNE 28, 1980																				
04-05	16	146	23	62	.371	5	16	.313	6	10	.600	4	11	15	8	13-0	2	1	57	3.6
HT: 6'2" WT: 195 ARIZONA STATE BORN: JUNE 23, 1953																				
80-81	4	43	9	18	.500	0	0	—	4	4	1.000	0	0	0	2	7-0	4	0	22	5.5
HT: 6'2" WT: 170 TENNESSEE BORN: FEBRUARY 15, 1965																				
87-88	35	462	94	203	.463	0	5	.000	30	41	.732	11	17	28	49	43-0	19	2	218	6.2
HT: 6'10" WT: 240 MARQUETTE BORN: SEPTEMBER 30, 1956																				
84-85	79	2536	421	825	.510	0	0	—	84	235	.783	219	403	622	53	322-8	45	43	1026	13.0
85-86	81	1079	126	294	.429	0	0	—	60	97	.619	94	234	328	19	176-2	18	19	312	3.9
86-87	73	937	147	327	.450	0	1	.000	79	113	.699	110	152	262	24	175-1	16	12	373	5.1
87-88	72	1221	174	360	.483	0	—	—	59	82	.720	109	212	321	39	209-3	32	21	407	5.7
88-89	5	42	3	6	.500	0	0	—	1	2	.500	0	5	5	2	8-0	1	0	7	1.4
TOTALS	310	5815	871	1812	.481	0	1	.000	383	529	.724	532	1006	1538	137	890-14	112	95	2125	6.9
PLAYOFF RECORD																				
86-87	10	100	9	27	.333	0	0	—	4	10	.400	5	9	14	3	22-1	2	2	22	2.2
HT: 6'6" WT: 190 UCLA BORN: MAY 2, 1953																				
74-75	82	2515	502	1135	.442	—	—	—	160	218	.734	203	468	671	183	222-0	107	22	1164	14.2
75-76	82	2716	617	1334	.463	—	—	—	227	294	.772	193	527	720	167	222-0	102	31	1461	17.8
76-77	76	2579	548	1147	.478	—	—	—	247	310	.797	155	423	578	211	222-1	127	16	1343	17.7
TOTALS	240	7810	1667	3616	.471	—	—	—	634	822	.771	551	1418	1969	561	666-1	336	69	3968	16.5
PLAYOFF RECORD																				
74-75	17	503	111	249	.446	—	—	—	33	47	.702	30	89	119	28	53-1	26	14	255	15.0
75-76	13	450	86	200	.430	—	—	—	35	45	.778	25	78	103	29	33-1	12	8	207	15.9
76-77	10	346	66	154	.429	—	—	—	23	28	.821	18	62	80	16	23-0	16	6	155	15.5
TOTALS	40	1299	263	603	.433	—	—	—	91	120	.758	73	229	302	73	109-2	54	28	617	15.4
ALL-STAR RECORD																				
1976	1	14	3	9	.333	—	—	—	2	2	1.000	3	1	4	2	0-0	1	0	8	8.0
HT: 6'6" WT: 215 DAVIDSON BORN: FEBRUARY 27, 1975																				
97-98	9	140	16	50	.320	3	9	.333	2	4	.500	4	11	15	3	18-0	6	3	37	4.1

WARRIORS ALL-TIME ROSTER



YEAR	G	MIN	FGM	FGA	PCT	3FG	3FGA	PCT	FTM	FTA	PCT	OFF	DEF	TOT	AST	PF-DQ	STL	BLK	PTS	AVG
GUS WILLIAMS																HT: 6'2" WT: 175 USC BORN: OCTOBER 10, 1953				
75-76	77	1728	365	853	.428	—	—	—	173	233	.742	62	97	159	240	143-2	140	26	903	11.7
76-77	82	1930	325	701	.464	—	—	—	112	150	.747	72	161	233	292	218-4	121	19	762	9.3
TOTALS	159	3658	690	1554	.444	—	—	—	285	383	.744	134	258	392	532	361-6	261	45	1665	10.5
GUY WILLIAMS																HT: 6'9" WT: 200 WASHINGTON STATE BORN: JULY 1, 1960				
85-86	5	25	2	5	.400	0	0	—	3	6	.500	0	6	6	0	7-1	1	2	7	1.4
MARCUS WILLIAMS																HT: 6'3" WT: 210 CONNECTICUT BORN: DECEMBER 3, 1985				
08-09	9	54	4	17	.235	2	6	.333	2	6	.333	0	4	4	13	6-0	1	1	12	1.3
NATE WILLIAMS																HT: 6'5" WT: 215 UTAH STATE BORN: MAY 2, 1950				
77-78	46	815	222	510	.435	—	—	—	70	84	.833	38	76	114	40	120-2	36	22	514	11.2
78-79	81	1299	284	567	.501	—	—	—	102	117	.872	68	139	207	61	169-0	55	5	670	8.3
TOTALS	127	2114	506	1077	.470	—	—	—	172	201	.856	106	215	321	101	289-2	91	27	1184	9.3
REGGIE WILLIAMS																HT: 6'6" WT: 210 VIRGINIA MILITARY INSTITUTE BORN: SEPTEMBER 14, 1986				
09-10	24	782	140	283	.495	33	92	.359	52	62	.839	18	92	110	66	49-0	23	6	365	15.2
10-11	80	1626	268	572	.469	102	241	.423	100	134	.746	45	171	216	121	124-1	28	3	738	9.2
TOTALS	104	2407	408	855	.477	135	333	.405	152	196	.776	63	263	326	187	173-1	51	9	1193	10.6
RON WILLIAMS																HT: 6'3" WT: 190 WEST VIRGINIA BORN: SEPTEMBER 24, 1944				
68-69	75	1472	238	567	.420	—	—	—	109	142	.768	—	—	178	247	176-3	—	—	585	7.8
69-70	80	2435	452	1046	.432	—	—	—	277	337	.822	—	—	190	424	287-7	—	—	1181	14.8
70-71	82	2809	426	977	.436	—	—	—	331	392	.844	—	—	244	480	301-9	—	—	1183	14.4
71-72	80	1932	291	614	.474	—	—	—	195	234	.833	—	—	147	308	232-1	—	—	777	9.7
72-73	73	1016	180	409	.440	—	—	—	75	83	.904	—	—	81	114	108-0	—	—	435	6.0
TOTALS	390	9664	1587	3613	.439	—	—	—	987	1188	.831	—	—	840	1573	1104-20	—	—	4161	10.7
PLAYOFF RECORD																				
68-69	4	42	10	26	.385	—	—	—	4	4	1.000	—	—	4	3	4-0	—	—	24	6.0
70-71	5	172	24	63	.381	—	—	—	17	19	.895	—	—	17	29	19-1	—	—	65	13.0
71-72	5	83	9	31	.290	—	—	—	14	15	.933	—	—	8	10	12-0	—	—	32	6.4
72-73	3	20	4	6	.667	—	—	—	1	1	1.000	—	—	1	5	1-0	—	—	9	3.0
TOTALS	17	317	47	126	.373	—	—	—	36	39	.923	—	—	30	47	36-1	—	—	130	7.6
SAM WILLIAMS																HT: 6'8" WT: 215 ARIZONA STATE BORN: MARCH 7, 1959				
81-82	59	1073	154	277	.556	0	0	—	49	89	.551	91	217	308	38	156-0	45	76	357	6.1
82-83	75	1553	252	479	.526	0	1	.000	123	171	.719	153	240	393	45	244-4	71	89	627	8.4
83-84	7	59	11	26	.423	0	0	—	6	7	.857	4	9	13	2	6-0	6	3	28	4.0
TOTALS	141	2685	417	782	.533	0	1	.000	178	267	.667	248	466	714	85	406-4	122	168	1012	7.2
KEVIN WILLIS																HT: 7'0" WT: 245 MICHIGAN STATE BORN: SEPTEMBER 6, 1962				
95-96	28	778	130	300	.433	1	4	.250	54	77	.701	74	144	218	19	95-0	13	16	315	11.3
OTHELL WILSON																HT: 6'0" WT: 190 VIRGINIA BORN: OCTOBER 26, 1961				
84-85	74	1260	134	291	.460	3	16	.188	54	76	.711	35	96	131	217	122-0	77	12	325	4.4
THOMAS "BUBBA" WILSON																HT 6'3" WT: 175 WESTERN CAROLINA BORN: AUGUST 7, 1955				
79-80	16	143	7	25	.280	0	0	—	3	6	.500	6	10	16	12	11-0	2	0	17	1.1
JOHN WINDSOR																HT: 6'8" WT: 215 STANFORD BORN: APRIL 8, 1940				
63-64	11	68	10	27	.370	—	—	—	7	8	.875	—	—	26	2	13-0	—	—	27	2.5
DAVID WOOD																HT: 6'9" WT: 230 NEVADA-RENO BORN: NOVEMBER 30, 1964				
94-95	78	1336	153	326	.469	31	91	.341	91	117	.778	83	158	241	65	217-4	28	13	428	5.5
95-96	21	96	7	14	.500	1	3	.333	7	8	.875	7	9	16	5	23-0	2	1	22	1.0
TOTALS	99	1432	160	340	.471	32	94	.340	98	125	.784	90	167	257	70	240-4	30	14	450	4.5
MARK WORKMAN																HT: 6'9" WT: 217 WEST VIRGINIA BORN: MARCH 10, 1930				
52-53	65	1030	130	408	.319	—	—	—	70	113	.619	—	—	193	37	166-5	—	—	330	5.1
BRANDAN WRIGHT																HT: 6'10" WT: 210 NORTH CAROLINA BORN: OCTOBER 5, 1987				
07-08	38	376	62	112	.554	0	0	—	27	40	.675	38	61	99	9	36-0	6	22	151	4.0
08-09	39	688	130	246	.528	0	4	.000	63	85	.741	62	95	157	21	74-0	22	37	323	8.3
09-10	Did not play due to injury																			
10-11	21	194	38	63	.603	0	0	—	7	14	.500	14	27	41	5	19-0	3	10	83	4.0
TOTALS	98	1257	230	421	.546	0	4	.000	97	139	.698	114	183	297	35	110-0	31	69	557	5.7
CHRIS WRIGHT																HT: 6'8" WT: 226 DAYTON BORN: SEPTEMBER 30, 1988				
11-12	24	186	23	45	.511	0	0	—	24	31	.774	19	26	45	4	22-0	7	13	70	2.9
DORELL WRIGHT																HT: 6'9" WT: 205 SOUTH KENT PREP (SOUTH KENT, CT) BORN: DECEMBER 2, 1986				
10-11	82	3146	485	1146	.423	194	516	.376	180	228	.789	88	343	431	242	171-0	124	63	1344	16.4
11-12	61	1650	222	526	.422	105	292	.360	80	98	.816	60	218	278	94	97-0	68	26	629	10.3
TOTALS	143	4796	707	1672	.423	299	808	.370	260	326	.798	148	561	709	336	268-0	192	89	1973	13.8
TIM YOUNG																HT: 7'2" WT: 270 STANFORD BORN: FEBRUARY 6, 1976				
99-00	25	137	13	39	.333	0	0	—	28	36	.778	13	22	35	5	18-0	2	1	54	2.2
BOB ZAWOLUK																HT: 6'7" WT: 215 ST. JOHN'S (NY) BORN: OCTOBER 13, 1930				
53-54	71	1795	203	540	.376	—	—	—	186	230	.809	—	—	330	99	220-6	—	—	592	8.3
54-55	67	1117	138	375	.368	—	—	—	155	199	.779	—	—	256	87	147-3	—	—	431	6.4
TOTALS	138	2912	341	915	.373	—	—	—	341	429	.795	—	—	586	186	367-9	—	—	1023	7.4

— THE OFFICIAL MOBILE APP OF THE —
GOLDEN STATE WARRIORS



**Connect with the Dubs
anywhere, anytime**

Download the official Warriors app at
WARRIORS.COM/APP

DRAFT & TRANSACTIONS



WARRIORS DRAFT CHOICES

RND	PICK	PLAYER	FROM
1947			
		Francis Crossin	Pennsylvania
		Ed Koffenberger	Duke
		Norman Butz	St. Joseph's (PA)
		Jim Kaeding	York
1948			
		William Brown	Maryland
		Hugh Compton	Louisville
		Joe Nelson	Brigham Young
		Clint Pace	Pepperdine
		Roy Pugh	Southern Methodist
		Don Ray	Western Kentucky
		Tom Short	Kansas Wesleyan
		Joe Wahl	Akron
		Andy Wolfe	California
1949			
1		Vern Gardner	Utah
2		Jim Nolan	Georgia Tech
1950			
1	3	Paul Arizin	Villanova
2	15	Ed Dahler	Duquesne
3	27	Buddy Cate	Western Kentucky
4	39	Paul Senesky	St. Joseph's (PA)
5	51	Ike Borsavage	Temple
6	63	Dick Dallmer	Cincinnati
7	75	Charles Northrup	Siena
8	87	Brooks Ricca	Villanova
9	99	Joe Kaufman	NYU
10	111	Bernie Adams	Princeton
11	123	Leo Wolfe	Villanova
12	135	Ed Montgomery	Tennessee
1951			
1	9	Don Sunderlage	Illinois
2	19	Mel Payton	Tulane
3	29	Bob Schloss	Georgia
4	39	Jud Milhon	Ohio Wesleyan
5	49	Mike Kearns	Princeton
6	59	Bob Swalls	Indiana Central
7	69	George Dempsey	King's College (PA)
8	79	Jim Phelan	La Salle
9	89	Hugh Faulkner	Pepperdine
10	99	Paul Gerwin	Cornell
1952			
1	*	Bill Mlkvy	Temple
2		Walter Davis	Texas A&M
		Tom Brennan	Villanova
		Bob Brown	Louisville
		Burr Carlson	Connecticut
		Newt Jones	La Salle
		Nick Kladis	Loyola (IL)
		Moe Radovich	Wyoming
		Don Scanlon	Pennsylvania
		Glenn Smith	Utah
		Ben Stewart	Villanova

*Territorial Choice (order of selection unknown)

RND	PICK	PLAYER	FROM
1953			
1	1	Ernie Beck	Pennsylvania
2	10	Larry Hennessy	Villanova
3	19	Norm Grekin	La Salle
4	28	Fred lehle	La Salle
5	37	Eddie Solomon	West Virginia Tech
6	46	Don Eby	USC
7	55	Bob Marske	South Dakota
8	64	Bill Dodd	Colgate
9	73	Bob Sassone	St. Bonaventure
10	81	Toar Hester	Centenary
11	88	John Doogan	St. Joseph's (PA)
12	95	Charles Duffley	St. Anselem's
1954			
1	3	Gene Shue	Maryland
2	12	Larry Costello	Niagara
3	21	Ben Peters	St. Benedict
4	30	Chuck Noble	Louisville
5	39	Rudy D'Emilio	Duke
6	48	Len Winogard	Brandeis
7	57	Bob Brady	San Diego State
8	66	Bob Hodges	East Carolina
9	75	Vince Leta	Lycoming
10	83	Bill Sullivan	Notre Dame
11	92	Frank O'Hara	La Salle
12	95	John Glinski	(unknown)
13	96	John Holup	George Washington
1955			
1	*	Tom Gola	La Salle
		Jack Devine	Villanova
		Walt Devlin	George Washington
		Al Didriksen	Temple
		Jerry Koch	St. Louis
		Lester Lane	Oklahoma
		Bob Schafer	Villanova
		Harry Silcox	Temple
		George Swyers	West Virginia Tech
		Ed Wiener	Tennessee
1956			
1	8	Hal Lear	Temple
2	16	Phil Rollins	Louisville
3	24	Bevo Francis	Rio Grande
4	32	Phil Wheeler	Cincinnati
5	40	Joe Belmont	Duke
6	48	Mickey Winograd	Duquesne
7	56	John Fannon	Notre Dame
8	63	Max Anderson	Oregon
9	70	Ron Clark	Springfield

* Territorial Choice (order of selection unknown)

WARRIORS DRAFT CHOICES



RND	PICK	PLAYER	FROM
1957			
1	6	Len Rosenbluth	North Carolina
2	14	Jack Sullivan	Mount St. Mary's
3	22	Angelo Lombardo	Manhattan
4	30	Ray Radziszewski	St. Joseph's (PA)
5	38	Jim Radcliffe	Lafayette
6	46	Alonza Lewis	La Salle
7	53	Max Jameson	Kentucky State
8	60	Woody Sauldsberry	Texas Southern
9	67	Steve Hamilton	Morehead State
10	73	Jerry Calvert	Kentucky

Supplemental Draft			
1	1	Jerry Gibson	

1958			
1	5	Guy Rodgers	Temple
2	13	Lloyd Sharrar	West Virginia
3	20	Frank Howard	Ohio State
4	28	Temple Tucker	Rice
5	36	Don Ohl	Illinois
6	44	Bucky Allen	Duke
7	52	Jay Norman	Temple
8	60	Tom Brennan	Villanova
9	67	Nick Davis	Maryland
10	72	Larry Hedden	Michigan State

1959			
1	*	Wilt Chamberlain	Kansas
2	9	Joe Ruklick	Northwestern
3	17	Jim Hockaday	Memphis State
4	25	Ron Stevenson	Texas Christian
5	33	Bill Telasky	Geo. Washington
6	41	Joe Spratt	St. Joseph's (PA)
7	49	Joe Ryan	Villanova
8	56	Dave Gunther	Iowa
9	62	Carl Belz	Princeton
10	68	Tony Sellari	Lenoir Rhyne
11	74	Phil Warren	Northwestern

* Originally selected in 1955 out of high school as a territorial choice eligible in 1959.

1960			
1	7	Al Bunge	Maryland
2	15	Bill Kennedy	Temple
3	23	Bob Mealy	Manhattan
4	31	Charley Sharp	Southwest Texas
5	39	Alvin Attles	North Carolina A&T
6	47	Jim Brangan	Princeton
7	55	Bob Clarke	St. Joseph's (PA)
8	62	George Raveling	Villanova

1961			
1	7	Tom Meschery	St. Mary's (CA)
2	15	Ted Luckenbill	Houston
3	29	Jack Egan	St. Joseph's (PA)
4	38	John Tidwell	Michigan
5	47	Bruce Spraggins	Virginia Union
6	56	Dick Goldberg	Mississippi South
7	65	Charles McNeil	Maryland
8	74	Larry Swift	N.E. Missouri St.
10	89	Leo Hill	Los Angeles State

Supplemental Draft			
11	97	Corky Whitrow	Georgetown (KY)

RND	PICK	PLAYER	FROM
1962			
1	5	Wayne Hightower	Kansas
2	14	Hubie White	Villanova
3	23	Dave Fedor	Florida State
4	32	Garry Roggenburk	Dayton
5	41	Jack Jackson	Virginia Union
6	50	Jim Hudock	North Carolina
7	59	Howard Montgomery	Pan American
8	67	Bill Kirvin	Xavier
9	76	Tom Kiefer	St. Louis

Supplemental Draft			
10	84	Ken McComb	North Carolina
11	89	Donnie Walsh	North Carolina
12	92	Charles Warren	Oregon

1963			
1	3	Nate Thurmond	Bowling Green
2	11	Gary Hill	Oklahoma City
3	20	Steve Gray	St. Mary's (CA)
4	29	Dave Downey	Illinois
5	38	Don Turner	Southwest Kansas
6	47	Gene Shields	Santa Clara
7	56	Don Clemetson	Stanford

Supplemental Draft			
8	65	Harry Dinnel	Pepperdine
9	70	Chuck White	Idaho

1964			
1	6	Barry Kramer	NYU
2	14	Bud Koper	Oklahoma City
3	23	McCoy McLemore	Drake
4	32	Gene Elmore	South. Methodist
5	41	Roger Suttner	Kansas State
6	50	Ray Carey	Missouri
7	59	Dave Lee	U. of San Francisco
8	68	Bob Garibaldi	Santa Clara
9	75	Camden Wall	California
10	82	Jeff Cartwright	Chapman College

1965			
1	1	Fred Hetzel	Davidson
1	2	Rick Barry	Miami (Fla.)
3	14	Wilbert Frazier	Grambling
4	23	Keith Erickson	UCLA
5	32	Warren Rustand	Arizona
6	41	Eddie Jackson	Oklahoma City
7	50	Jim Jarvis	Oregon State
8	59	Dan Wolters	California
9	66	Willie Cotton	Central Oklahoma

1966			
1	3	Clyde Lee	Vanderbilt
2	13	Joe Ellis	U. of San Francisco
3	23	Steve Chubin	Rhode Island
4	33	Steve Vacendak	Duke
5	43	Tom Kerwin	Centenary
6	53	Jim Pitts	Northwestern
7	62	Lon Hughey	Fresno State
8	71	Ken Washington	UCLA

WARRIORS DRAFT CHOICES

RND	PICK	PLAYER	FROM
1967			
1	10	Dave Lattin	Texas Western
3	27	Bill Turner	Akron
4	39	Bob Lewis	North Carolina
5	51	Mike Lynn	UCLA
6	63	Dale Schlueter	Colorado State
7	75	Sonny Bustion	Colorado State
8	87	Bob Krulish	Pacific
9	98	Richard Dean	Syracuse
10	109	Joe Galbo	San Francisco St.
11	119	Bill Morgan	New Mexico
12	130	David Fox	Pacific

1968			
1	9	Ron Williams	West Virginia
3	29	Don Sidle	Oklahoma
4	43	Edgar Lacey	UCLA
5	57	Jim Eakins	Brigham Young
6	71	Bob Allen	Marshall
7	85	Dave Reasor	West Virginia
8	99	Walt Piatkowski	Bowling Green
9	113	Art Wilmore	U. of San Francisco
10	127	Bob Heaney	Santa Clara
11	140	Jerry Chandler	Nevada Southern
12	153	Bob Wolfe	California

1969			
1	7	Bob Portman	Creighton
2	22	Ed Siudet	Holy Cross
3	36	Tom Hagan	Vanderbilt
4	50	Lee Lafayette	Michigan State
5	64	Willie Wise	Drake
6	78	Dan Obravak	Dayton
7	92	Pat Foley	Pacific
8	106	Steve Rippe	Santa Barbara
9	120	Greg Reed	Sacramento State
10	134	Dick Chapman	San Francisco St.
11	148	Rich Holmberg	St. Mary's (CA)
12	161	Joe Callahan	San Francisco St.

1970			
3	36	Earl Higgins	Eastern Michigan
4	53	Ralph Ogden	Santa Clara
5	70	Levi Fontaine	Maryland State
6	87	Vic Bartolome	Oregon State
7	104	Joe Bergman	Creighton
8	121	Jeff Sewell	Marquette
9	138	Lou Small	Nevada
10	155	Coby Dietrick	San Jose State

1971			
1	8	Darnell Hilman	San Jose State
4	59	Greg Gary	St. Bonaventure
5	76	Odis Allison	UNLV
6	93	Charles Johnson	California
7	110	Ken May	Dayton
8	127	Jim Haderlein	Loyola (CA)
9	143	Clarence Smith	Villanova
10	159	Bill Drosdiak	Oregon

Supplemental Draft

1	3	Cyril Baptiste	Creighton
---	---	----------------	-----------

RND	PICK	PLAYER	FROM
1972			
<i>1 Forfeited by selection in 1971 supplementary draft</i>			
3	43	Bill Chamberlain	North Carolina
4	60	John Tschogl	Cal-Santa Barbara
5	76	Charles Dudley	Washington
6	93	Henry Bacon	Louisville
7	110	Bill Franklin	Purdue
8	126	John Burks	U. of San Francisco
9	141	Bill Duey	California

1973			
1	11	Kevin Joyce	South Carolina
2	29	Derrek Dickey	Cincinnati
3	46	Jim Retseck	Auburn
4	63	Ron King	Florida State
5	80	Nate Stephens	Long Beach State
6	97	Bob Lauriski	Utah State
7	114	Steve Smith	Loyola (CA)
8	131	Jeff Dawson	Illinois
9	146	Everett Fopma	Idaho State
10	160	Fred Lavoroni	Santa Clara

1974			
1	11	Keith Wilkes	UCLA
2	29	Phil Smith	U. of San Francisco
3	47	Frank Kendrick	Purdue
4	65	Willie Biles	Tulsa
5	83	Steve Erickson	Oregon
6	101	John Errecart	Pacific
7	119	Brady Allen	California
8	137	Clarence Allen	Cal-Santa Barbara
9	155	Carl Meier	California
10	172	Marvin Buckley	Nevada-Reno

1975			
1	14	Joe Bryant	La Salle
2	20	Gus Williams	USC
3	40	Otis Johnson	Stetson
3	51	Robert Hawkins	Illinois State
4	69	Billy Taylor	La Salle
5	87	Larry Pounds	Washington
6	105	Tony Styles	U. of San Francisco
7	123	Stan Boyer	Wyoming
8	141	Mike Rozenski	St. Mary's (CA)
9	157	Scott Trobbe	Stanford
10	171	Maurice Harper	St. Mary's (CA)

Supplemental Draft

3	4	Skip Wise	Clemson
---	---	-----------	---------

1976			
1	8	Robert Parish	Centenary
1	17	Sonny Parker	Texas A&M
2	34	Marshall Rogers	Pan American
3	<i>Forfeited by selection in 1975 supplementary draft</i>		
4	68	Jeff Fosnes	Vanderbilt
5	86	Carl Bird	California
6	91	Duane Barnett	Stanford
6	104	Gene Cunningham	Norfolk State
7	122	Jesse Campbell	Mercyhurst
8	140	Stan Boskovich	West Virginia
9	157	Howard Smith	U. of San Francisco
10	173	Ken Smith	San Diego State

WARRIORS DRAFT CHOICES



RND	PICK	PLAYER	FROM
1977			
1	16	Rickey Green	Michigan
1	18	Wesley Cox	Louisville
2	38	Ricky Love	Alabama-Huntsville
3	60	Marlon Redmond	U. of San Francisco
4	82	Roy Smith	Kentucky State
4	87	Leartha Scott	Wisconsin-Parkside
5	104	Ray Epps	Norfolk State
6	126	Jack Phelan	St. Francis (PA)
7	146	Jerry Thurston	Mercer
8	165	Ricky Marsh	Manhattan

1978			
1	5	Purvis Short	Jackson State
1	22	Raymond Townsend	UCLA
2	40	Wayne Cooper	New Orleans
3	56	Steve Neff	Bethany Nazarene
4	77	Derrick Jackson	Georgetown
5	101	Bubba Wilson	Western Carolina
6	122	Buzz Hartnett	U. of San Diego
7	142	Rick Bernard	St. Mary's (CA)
8	163	Tony Searcy	Appalachian State
9	179	Bobby Humbles	Bradley
10	193	Mike Muff	Murray State

1979			
2	28	Danny Salisbury	Pan American
3	54	Lynbert Johnson	Wichita State
4	75	Ron Ripley	Wisconsin-Green Bay
4	82	Jerry Sichtung	Purdue
5	96	George Lett	Centenary
6	118	Jim Mitchem	DePaul
7	137	Ren Watson	Virginia CW
8	155	Mario Butler	Briarcliff
9	175	Gene Ransom	California
10	192	Kevin Heenan	Cal-Fullerton

1980			
1	1	Joe Barry Carroll	Purdue
1	13	Rickey Brown	Mississippi State
2	24	Larry Smith	Alcorn State
2	25	Jeff Ruland	Iona
3	49	John Virgil	North Carolina
4	71	Robert Scott	Alabama
5	95	Don Carfino	USC
6	117	Neil Bresnahan	Illinois
7	141	Lorenzo Romar	Washington
8	162	Kurt Kanaskie	La Salle
9	182	Billy Reid	U. of San Francisco
10	200	Tim Higgins	Kearney State

1981			
2	33	Sam Williams	Arizona State
3	56	Carlton Neverson	Pittsburgh
4	76	Lewis Lloyd	Drake
4	80	Terry Adolph	West Texas State
5	102	Hank McDowell	Memphis State
6	126	Carter Scott	Ohio State
7	148	Robby Dosty	Arizona
8	171	Yasutaka Okayama	U. of Osaka (Japan)
9	192	Doug Murrey	San Jose State
10	213	Barry Brooks	USC

RND	PICK	PLAYER	FROM
1982			
1	14	Lester Conner	Oregon State
2	35	Derek Smith	Louisville
2	38	Wayne Sappleton	Loyola (IL)
3	60	Chris Engler	Wyoming
4	83	Ken Stancell	Virginia CW
5	106	Albert Irving	Alcorn State
6	129	David Vann	St. Mary's (CA)
7	152	Matt Waldron	Pacific
8	175	Mark King	Florida Southern
9	198	Nick Morken	Tenn.-Chattanooga
10	219	Randy Whieldon	Cal-Irvine

1983			
1	6	Russell Cross	Purdue
2	43	Pace Mannion	Utah
3	53	Michael Holton	UCLA
4	77	Peter Thiabeaux	St. Mary's (CA)
5	99	Greg Hines	Hampton Institute
6	123	Tom Heywood	Weber State
7	145	Peter Williams	Utah
8	169	Doug Harris	Central Washington
9	190	Greg Goorjian	Loyola-Marymount
10	212	Michael Zeno	Long Beach State

1984			
2	30	Steve Burt	Iona
2	31	Jay Murphy	Boston College
2	35	Othell Wilson	Virginia
2	45	Gary Plummer	Boston University
3	55	Lewis Jackson	Alabama State
5	101	Steve Bartek	Doane College (NE)
5	110	Scott McCollum	Pepperdine
6	123	Tony Martin	Wyoming
7	147	Cliff Higgins	Cal-State Northridge
8	169	Paul Brozovich	UNLV
9	192	Mitch Arnold	Fresno State
10	213	Tim Bell	Cal-Riverside

1985			
1	7	Chris Mullin	St. John's
2	42	Bobby Lee Hurt	Alabama
3	49	Brad Wright	UCLA
4	71	Luster Goodwin	Texas-El Paso
5	95	Greg Cavener	Missouri
6	117	Gerald Crosby	Georgia
7	141	Eric Boyd	North Carolina A&T

1986			
1	3	Chris Washburn	N. Carolina State
3	51	Mike Williams	Bradley
3	59	Wendell Alexis	Syracuse
4	75	Dan Bingenheimer	Missouri
5	97	Clinton Smith	Cleveland State
6	121	Bobby Lee Hurt	Alabama
7	143	Steve Kenilvort	Santa Clara

WARRIORS DRAFT CHOICES

RND	PICK	PLAYER	FROM
1987			
1	14	Tellis Frank	West. Kentucky
3	58	Darryl Johnson	Michigan State
4	83	Bennie Bolton	N. Carolina State
5	105	Terry Williams	South. Methodist
6	127	Sarunas Marciulionis	Soviet Union
7	152	Ronnie Leggette	West Virginia State
1988			
1	5	Mitch Richmond	Kansas State
2	41	Keith Smart	Indiana
1989			
1	14	Tim Hardaway	Texas-El Paso
1990			
1	11	Tyrone Hill	Xavier
2	28	Les Jepsen	Iowa
2	34	Kevin Pritchard	Kansas
1991			
1	16	Chris Gatling	Old Dominion
1	17	Victor Alexander	Iowa State
1	25	Shaun Vandiver	Colorado
2	43	Lamont Strothers	Christopher Newport
1992			
1	24	Latrell Sprewell	Alabama
2	43	Predrag Danilovic	Partizan Belgrade
2	50	Matt Fish	NC-Wilmington
1993			
1	3	Anfernee Hardaway	Memphis State
2	34	Darnell Mee	Western Kentucky
1994			
1	16	Clifford Rozier	Louisville
2	39	Anthony Miller	Michigan State
2	45	Dwayne Morton	Louisville
1995			
1	1	Joe Smith	Maryland
2	34	Andrew DeClercq	Florida
2	40	Dwayne Whitfield	Jackson State
2	50	Martin Lewis	Seward County CC
2	55	Michael McDonald	New Orleans
1996			
1	11	Todd Fuller	North Carolina State
2	40	Marcus Mann	Mississippi Valley St.
1997			
1	8	Adonal Foyle	Colgate
2	38	Marc Jackson	Temple
1998			
1	5	Vince Carter	North Carolina
1999			
1	21	Jeff Foster	Southwest Texas State
2	56	Tim Young	Stanford
2000			
2	55	Chris Porter	Auburn

RND	PICK	PLAYER	FROM
2001			
1	5	Jason Richardson	Michigan State
1	14	Troy Murphy	Notre Dame
2	30	Gilbert Arenas	Arizona
2002			
1	3	Mike Dunleavy	Duke
2	29	Steve Logan	Cincinnati
2003			
1	11	Mickael Pietrus	France
2	40	Derrick Zimmerman	Mississippi State
2004			
1	11	Andris Biedrins	Latvia
2005			
1	9	Ike Diogu	Arizona State
2	40	Monta Ellis	Lanier HS (Jackson, MS)
2	42	Chris Taft	Pittsburgh
2006			
1	9	Patrick O'Bryant	Bradley
2	38	Kosta Perovic	Serbia
2007			
1	18	Marco Belinelli	Italy
2	36	Jermareo Davidson	Alabama
2	46	Stephane Lasme	Massachusetts
2008			
1	14	Anthony Randolph	LSU
2	49	Richard Hendrix	Alabama
2009			
1	7	Stephen Curry	Davidson
2010			
1	6	Ekpe Udoh	Baylor
2011			
1	11	Klay Thompson	Washington State
2	44	Charles Jenkins	Hofstra
2012			
1	7	Harrison Barnes	North Carolina
1	30	Festus Ezeli	Vanderbilt
2	35	Draymond Green	Michigan State
2	52	Ognjen Kuzmic	Bosnia & Herzegovina
2013			
<i>Warriors did not make a draft pick</i>			
2014			
<i>Warriors did not make a draft pick</i>			
2015			
1	30	Kevon Looney	UCLA
2016			
1	30	Damian Jones	Vanderbilt

Current Warriors in **BOLD**



1962-63

September 19, 1962 Acquired **George Lee** from Detroit for cash.
 October 18, 1962 Acquired **Gary Phillips** from Boston for cash.
 December 5, 1962 Traded **Tom Gola** to New York for **Willie Naulls** and **Ken Sears**.
 February 1, 1963 Signed free agent **Fred LaCour**.

1963-64

September 4, 1963 Traded **Willie Naulls** to Boston for cash.

1964-65

January 15, 1965 Traded **Wilt Chamberlain** to Philadelphia for **Connie Dierking**, **Paul Neumann**, **Lee Shaffer** and cash.
 February 2, 1965 Signed free agent **John Rudometkin**.
 February 3, 1965 Traded **Wayne Hightower** to Baltimore for cash.
 February 8, 1965 Signed free agent **Charles "Cotton" Nash**.

1965-66

October 14, 1965 Claimed **Art Heyman** on waivers from New York.
 October 20, 1965 Traded **Connie Dierking** and **Art Heyman** to Cincinnati for **Bud Olsen** and cash.
 May 1, 1966 **Keith Erickson** and **McCoy McLemore** are selected by Chicago in the expansion draft.
 June 7, 1966 Signed free agent **Bill McGill**.

1966-67

September 7, 1966 Traded **Guy Rodgers** to Chicago for cash, a draft choice and two players to be named later... **Jim King** and **Jeff Mullins** were subsequently assigned to the Warriors.
 May 1, 1967 **Tom Meschery** and **Bud Olsen** are selected by Seattle in the expansion draft.
Paul Neumann is selected by San Diego in the expansion draft.

1967-68

August 31, 1967 Acquired **Rudy LaRusso** from Detroit for cash.
 May 6, 1968 **Fred Hetzel** and **Bob Warlick** are selected by Milwaukee in the expansion draft.
David Lattin is selected by Phoenix in the expansion draft.

1968-69

No Transactions

1969-70

October 10, 1969 Acquired **Dave Gambee** from Detroit for a draft choice.
 October 25, 1969 Traded **Jim King** and **Bill Turner** to Cincinnati for **Jerry Lucas**.
 December 25, 1969 Acquired **Adrian Smith** from Cincinnati for a draft choice.
 February 2, 1970 Acquired rights to **Zelmo Beaty** from Atlanta.
 May 11, 1970 **Dale Schlueter** selected by Portland in the expansion draft.
Bob Lewis selected by Cleveland in the expansion draft.

1970-71

September 23, 1970 Signed free agent **Nick Jones**.
 January 17, 1971 Signed free agent **Bill Turner**.
 March 23, 1971 Acquired **Jim Barnett** from Portland for future draft choices.
 May 7, 1971 Traded **Jerry Lucas** to New York for **Cazzie Russell**.

WARRIORS TRANSACTIONS

1971-72	No Transactions
<hr/>	
1972-73	
September 28, 1972	Signed free agent George Johnson .
October 10, 1972	Placed Bill Turner on waivers.
November 15, 1972	Signed free agent Mahdi Abdul-Rahman .
<hr/>	
1973-74	
July 25, 1973	Traded Mahdi Abdul-Rahman to Seattle for Butch Beard .
August 24, 1973	Traded Ron Williams to Milwaukee for cash.
January 24, 1974	Traded Bill Chamberlain to Phoenix for a draft choice.
May 20, 1974	Jim Barnett selected by New Orleans in the expansion draft.
<hr/>	
1974-75	
August 14, 1974	Signed free agent Charles Dudley .
September 3, 1974	Traded Nate Thurmond to Chicago for Clifford Ray , cash and a draft choice.
September 6, 1974	Cazzie Russell played out his option and signed with Los Angeles as a free agent.
September 9, 1974	Acquired Steve Bracey from Atlanta for cash.
October 4, 1974	Sent Clyde Lee to Atlanta for acquiring the rights to Zelmo Beaty on February 2, 1970.
March 1, 1975	Signed free agent Bill Bridges .
May 29, 1975	Traded Butch Beard and a draft choice to Cleveland for Dwight Davis .
<hr/>	
1975-76	No Transactions
<hr/>	
1976-77	
January 18, 1977	Traded George Johnson to Buffalo for a first-round draft choice.
February 24, 1977	Signed free agent Larry McNeill .
<hr/>	
1977-78	
July 13, 1977	Veteran free agent Jamaal Wilkes signed with Los Angeles after playing out his option.
September 14, 1977	Awarded Los Angeles' highest 1978 first-round draft choice and \$250,000 cash as compensation for Jamaal Wilkes ...Award made by NBA Commissioner Larry O'Brien.
October 3, 1977	Signed veteran free agent E.C. Coleman , formerly of New Orleans.
November 14, 1977	Placed Larry McNeill on waivers to meet new NBA requirement of an 11-man active player roster.
January 4, 1978	Acquired Nate Williams from New Orleans for a draft choice.
January 5, 1978	Placed Charles Johnson on waivers.
February 13, 1978	Placed Derrek Dickey on waivers.
June 10, 1978	Veteran free agent Rick Barry signed with Houston.
<hr/>	
1978-79	
July 15, 1978	Signed veteran free agent Tom Abernethy , formerly of Buffalo.
September 5, 1978	Awarded John Lucas and \$100,000 from Houston as compensation for Rick Barry ...Award made by NBA Commissioner Larry O'Brien.
October 6, 1978	Placed Ricky Marsh on waivers.
October 9, 1978	Traded Rickey Green to Detroit for cash and future considerations.
October 10, 1978	Traded Charles Dudley to Chicago for a 1979 second-round draft choice and cash.
December 5, 1978	Placed Ray Epps on waivers.
December 28, 1978	Warriors' 1979 second-round draft choice awarded to San Diego (Buffalo) as compensation for Tom Abernethy by NBA Commissioner Larry O'Brien.
January 30, 1979	Acquired Jo Jo White from Boston for a 1979 first-round draft choice. Placed Wesley Cox on waivers.
<hr/>	
1979-80	
December 5, 1979	Signed veteran free agent Darnell Hillman .
May 28, 1980	Raymond Townsend selected by Dallas in the expansion draft.



June 9, 1980 Traded **Robert Parish** and 1980 first-round draft choice (3) to Boston for two 1980 first-round draft picks (1 and 13).

June 10, 1980 Traded **Jeff Ruland** to Washington for future considerations.

1980-81

August 28, 1980 Traded **Phil Smith** and a 1984 first-round draft choice to San Diego for **World Free**.

September 10, 1980 Traded **Jo Jo White** to Kansas City for cash.

September 11, 1980 Traded **Wayne Cooper** and a 1981 second-round draft choice to Utah for **Bernard King**.

October 9, 1980 Placed **William Mayfield** on waivers.

November 3, 1980 Traded **Rudy White** to Seattle for a 1981 fourth-round draft choice.

December 12, 1980 Placed **Tom Abernethy** on waivers.

January 21, 1981 Signed **Phil Chenier** to a 10-day contract.

January 30, 1981 Signed **Phil Chenier** to a second 10-day contract.

February 12, 1981 Signed free agent **Joe Hassett** for the remainder of the season.

February 26, 1981 Placed **Phil Chenier** on waivers.

March 9, 1981 Signed **William Mayfield** to a 10-day contract.

March 18, 1981 Signed **William Mayfield** to a second 10-day contract.

March 18, 1981 Suspended **John Lucas** for the remainder of the season.

March 18, 1981 Signed **John Mengelt** for the remainder of the season.

June 10, 1981 Acquired **Mike Gale** from Portland for 1982 and 1985 second-round draft choices.

1981-82

October 29, 1981 Suspended **Larry Smith** for failure to report.

November 13, 1981 Activated **Larry Smith** from the suspended list.

June 28, 1982 Acquired a 1982 second-round draft choice (38) from Chicago for a 1983 second-round draft choice.

1982-83

September 28, 1982 Veteran free agent **Bernard King** signed an offer sheet with New York.

October 13, 1982 Exercised right of first refusal and matched New York's offer sheet to **Bernard King**.

October 22, 1982 Signed and then traded **Bernard King** to New York for **Micheal Ray Richardson** and a 1984 fifth-round draft choice.

October 28, 1982 Suspended **Micheal Ray Richardson** for failure to report.

November 9, 1982 Signed free agent **Terry Duerod**.

November 9, 1982 Placed **Terry Duerod** on waivers.

November 9, 1982 Activated **Micheal Ray Richardson** from the suspended list.

November 12, 1982 Signed first-round draft choice **Lester Conner** to a multi-year contract.

November 13, 1982 Waived **Jeff Jones**.

December 5, 1982 Placed **Hank McDowell** on waivers.

December 5, 1982 Signed free agent **Larry Kenon**.

December 15, 1982 Traded **World Free** to Cleveland for Ron Brewer.

January 8, 1983 Traded **Larry Kenon** to Cleveland for cash.

January 18, 1983 Waived **Joe Hassett**.

February 6, 1983 Traded **Micheal Ray Richardson** to New Jersey for **Mickey Johnson** and **Eric Floyd**.

February 15, 1983 Traded **Rickey Brown** to Atlanta for a 1984 second-round draft choice.

June 29, 1983 Elected not to exercise the option year on the contract of **Lewis Lloyd**, subsequently making him a veteran free agent.

1983-84

August 16, 1983 Acquired **Darren Tillis** from Cleveland for a 1986 second-round draft choice.

August 19, 1983 Placed **Mike Gale** on waivers.

August 30, 1983 Waived the rights to veteran free agent **Lewis Lloyd** in exchange for a 1985 second-round draft choice from Houston.

September 8, 1983 Placed **Derek Smith** on waivers.

September 29, 1983 Signed second-round draft choice **Pace Mannion** to a multi-year contract.

WARRIORS TRANSACTIONS

September 30, 1983	Signed veteran free agent Mike Bratz . Chicago waived their right of first refusal in exchange for a 1984 fourth-round draft choice.
October 3, 1983	Re-signed veteran free agent Mickey Johnson to a multi-year contract.
October 6, 1983	Re-signed veteran free agent Lorenzo Romar to a one-year contract.
October 28, 1983	Re-signed veteran free agent Ron Brewer to a one-year contract.
November 10, 1983	Placed Lorenzo Romar on waivers.
November 13, 1983	Traded Sam Williams to Philadelphia for a 1984 second-round draft choice and cash.
December 1, 1983	Signed free agent Don Collins .
January 20, 1984	Traded Ron Brewer to San Antonio for a 1985 second-round draft choice and cash.
May 9, 1984	Signed free agent Peter Thibeaux to a multi-year contract.
June 19, 1984	Acquired Jerome Whitehead from the Los Angeles Clippers for the rights to second-round draft choice Jay Murphy .

1984-85

August 20, 1984	Re-signed veteran free agent Mike Bratz to a one-year contract.
September 8, 1984	Signed free agent Chuck Aleksinas to a multi-year contract.
September 24, 1984	Signed second-round draft choice Gary Plummer to a multi-year contract.
September 25, 1984	Signed second-round draft choice Othell Wilson to a one-year contract.
September 28, 1984	Re-signed veteran free agent Don Collins to a multi-year contract. Suspended Darren Tillis for failure to report.
September 29, 1984	Signed second-round draft choice Steve Burtt to a one-year contract.
October 15, 1984	Placed Russell Cross and Pace Mannion on waivers.
October 22, 1984	Placed Don Collins on waivers.
October 23, 1984	Placed Chris Engler on waivers.
October 24, 1984	Placed Lewis Jackson on waivers.
March 11, 1985	Signed free agent Terry Teagle for remainder the of the season.
April 1, 1985	Re-signed Jerome Whitehead to a multi-year contract.
May 29, 1985	Re-signed Larry Smith and Terry Teagle to multi-year contracts.
June 14, 1985	Veteran free agent Joe Barry Carroll signed an offer sheet with Milwaukee.
June 18, 1985	Acquired Greg Ballard from Washington for 1985 and 1987 second-round draft choices.
June 27, 1985	Exercised the option to renew the contract of Lester Conner .
June 29, 1985	Exercised right of first refusal and matched Milwaukee's offer sheet to Joe Barry Carroll .

1985-86

August 21, 1985	Traded Mickey Johnson to New Jersey for a 1986 third-round draft choice.
September 27, 1985	Re-signed veteran free agent Othell Wilson to a one-year contract.
October 1, 1985	Suspended Chuck Aleksinas for failure to report.
October 24, 1985	Placed Othell Wilson , Luster Goodwin , Greg Cavener and Chris McNealy on waivers. Signed free agents Geoff Huston , Peter Verhoeven and Guy Williams . Suspended Purvis Short for failure to report.
November 6, 1985	Placed Ron Crevier , Guy Williams and Chuck Aleksinas on waivers. Signed first-round draft choice Chris Mullin to a multi-year contract. Activated Purvis Short from the suspended list.
November 9, 1985	Chuck Aleksinas claimed by Utah off waivers.
December 17, 1985	Waived the rights to veteran free agent Mike Bratz .
May 23, 1986	Jim Fitzgerald and Daniel Finnane announced the purchase of the Golden State Warriors franchise from Franklin Mieuli . George Karl is named head coach.

1986-87

September 12, 1986	Signed first-round draft choice Chris Washburn to a multi-year contract.
September 18, 1986	Signed free agent John Schweitz to a one-year contract. Placed Darren Tillis on waivers. Waived the 1985 draft rights to Brad Wright .



September 23, 1986	Signed third-round draft choice Mike Williams and free agent Phil Ford to one-year contracts.
September 30, 1986	Signed fifth-round draft choice Clinton Smith and free agent Ben McDonald to multi-year contracts. Signed free agent Barry Stevens to a one-year contract.
October 2, 1986	Signed third-round draft choice Wendell Alexis and veteran free agent Peter Verhoeven to one-year contracts. Signed free agents Rod Higgins , Kenny Patterson and Bryan Warrick to one-year contracts. Waived the rights to veteran free agent Geoff Huston .
October 8, 1986	Signed veteran free agent Eric Floyd to a multi-year contract and veteran free agent Gary Plummer to a one-year contract.
October 10, 1986	Placed Mike Williams and Phil Ford on waivers.
October 15, 1986	Placed John Schweitz , Barry Stevens and Bryan Warrick on waivers.
October 22, 1986	Placed Gary Plummer on waivers.
October 28, 1986	Placed Peter Verhoeven and Kenny Patterson on waivers.
October 30, 1986	Placed Wendell Alexis on waivers.
November 6, 1986	Signed free agent Perry Moss to a one-year contract.
January 28, 1987	Chris Washburn voluntarily admitted himself for rehabilitation under the NBA drug program.
February 9, 1987	Signed free agent Kevin Henderson to a 10-day contract.
February 18, 1987	Kevin Henderson's 10-day contract expired.
February 24, 1987	Signed free agent Kevin Henderson to a second 10-day contract.
March 6, 1987	Kevin Henderson's second 10-day contract expired.
March 23, 1987	Chris Washburn was released from the NBA drug treatment and rejoined the team for practice.
June 16, 1987	Signed free agent Kevin Henderson to a one-year contract.
June 24, 1987	Elected not to exercise the option year on the contract of Purvis Short , subsequently making him a veteran free agent.

1987-88

July 1, 1987	Announced Don Nelson had joined the club as executive vice president.
July 15, 1987	Veteran free agent Greg Ballard announced he signed a contract with Team Pesaro of Italy.
August 14, 1987	Placed Clinton Smith on waivers.
October 9, 1987	Signed first-round draft choice Tellis Frank to a multi-year contract. Signed veteran free agent Rod Higgins to a one-year contract. Placed Perry Moss on waivers.
October 13, 1987	Traded a 1988 third-round draft choice to Portland in exchange for waiving the rights to Kermit Washington . Signed free agent Kermit Washington to a one-year contract.
October 14, 1987	Waived the rights to veteran free agent Lester Conner for Houston's 1988 second-round draft choice.
October 21, 1987	Signed veteran free agent Purvis Short to a two-year contract.
October 30, 1987	Signed veteran free agent Terry Teagle to a multi-year contract.
November 5, 1987	Traded Purvis Short to Houston for Dave Feitl , the rights to Dirk Minniefield and the Rockets' first-round draft choice in 1989. Signed free agent Dirk Minniefield to a one-year contract.
November 25, 1987	Placed Kermit Washington and Dirk Minniefield on waivers. Signed free agent Winston Garland to a one-year contract.
December 9, 1987	Placed Winston Garland on waivers.
December 10, 1987	Suspended Chris Mullin one game for missing practice.
December 12, 1987	Placed Chris Mullin on the injured list, as he voluntarily entered Centinela Hospital (Inglewood, CA) for help with an alcohol problem. Acquired Ralph Sampson and Steve Harris from Houston for Joe Barry Carroll and Eric Floyd .
December 14, 1987	Signed free agent Winston Garland to a multi-year contract. Acquired Tony White on waivers from New York.
December 15, 1987	Traded Chris Washburn to Atlanta for the draft rights to Ken Barlow .
December 19, 1987	Placed Kevin Henderson on waivers. Signed free agent Nate Blackwell to a one-year contract.
December 22, 1987	Acquired Otis Smith from Denver for cash.

WARRIORS TRANSACTIONS

December 29, 1987	Compensated Milwaukee for Don Nelson's services with a 1988 second-round draft choice. Placed Nate Blackwell on waivers.
December 31, 1987	Named Don Nelson general manager.
January 11, 1988	Chris Mullin is released from Centinela Hospital and rejoins the team.
January 22, 1988	Signed free agent Dave Hoppen to a two-year contract.
March 23, 1988	Announced resignation of Head Coach George Karl . Named Assistant Coach Ed Gregory as acting head coach.
March 30, 1988	Signed free agent Mark Wade to a 10-day contract.
April 5, 1988	Announced that Don Nelson will assume head coach position immediately following the regular season.
April 9, 1988	Signed Mark Wade to a second 10-day contract.
April 20, 1988	Signed Mark Wade to a contract for the remainder of the season.
June 8, 1988	Acquired Manute Bol from Washington for Dave Feitl and a 1989 second-round draft choice.
June 23, 1988	Dave Hoppen is selected by Charlotte in the expansion draft.
June 30, 1988	Club exercises one-year option in Jerome Whitehead's contract.

1988-89

July 15, 1988	Renounced rights to Mark Wade .
July 20, 1988	Signed second-round draft pick Keith Smart to a three-year contract.
September 22, 1988	Ben McDonald is placed on suspended list after signing a one-year contract to play in Holon, Israel.
October 1, 1988	Re-signed Otis Smith to a four-year contract. Signed free agent rookie John Starks and Joseph Hutt .
October 4, 1988	Signed free agent rookie Maury De Souza from Brazil.
October 5, 1988	Signed free agent John Stroeder .
October 7, 1988	Re-signed Rod Higgins to a four-year contract. Signed free agent Bryan Warrick .
October 10, 1988	Waived Maury De Souza . Signed first-round draft pick Mitch Richmond to a five-year contract.
October 17, 1988	Waived Joseph Hutt .
October 19, 1988	Waived Keith Smart , Bryan Warrick and Tony White .
October 27, 1988	Placed John Stroeder on waivers.
October 28, 1988	Claimed rookie John Fox off waivers from Chicago.
October 31, 1988	Waived John Fox .
November 3, 1988	Waived Steve Harris .
November 22, 1988	Acquired Shelton Jones from San Antonio for Jerome Whitehead .
December 14, 1988	Waived Shelton Jones .
December 16, 1988	Signed free agent Steve Alford to a one-year contract.
January 2, 1989	Signed free agent John Stroeder to a 10-day contract.
January 12, 1989	Signed John Stroeder to a second 10-day contract.
January 22, 1989	John Stroeder's second 10-day contract expired.
March 4, 1989	Removed from the suspended list and activated Ben McDonald .
March 22, 1989	Signed rookie free agent Orlando Graham for the remainder of the season.
April 18, 1989	Exercised option to claim Houston's 1989 first-round draft pick as final compensation for Purvis Short .
June 15, 1989	Otis Smith is selected by Orlando in the expansion draft.
June 16, 1989	Renounced rights to Ben McDonald , Orlando Graham and John Starks .
June 23, 1989	Signed non-draft rookie Sarunas Marciulionis to a three-year contract.
June 27, 1989	Acquired Seattle's first-round pick in the 1990 NBA Draft for a 1989 first-round draft pick (16) acquired from Houston on April 18, 1989.

1989-90

July 3, 1989	Signed free agent rookie Leonard Taylor to a one-year contract.
July 5, 1989	Granted Steve Alford unrestricted free agency status by not tendering a qualifying offer.
August 5, 1989	Signed first-round draft pick Tim Hardaway to a four-year contract.
August 7, 1989	Acquired Alton Lister from Seattle for the Sonics' 1990 first-round draft pick that had been acquired on June 27, 1989.



September 8, 1989	Re-signed Manute Bol to a four-year contract.
September 22, 1989	Signed free agent Uwe Blab to a one-year contract.
September 27, 1989	Acquired Jim Petersen from Sacramento for Ralph Sampson .
September 29, 1989	Re-signed Chris Mullin to a nine-year contract.
October 2, 1989	Acquired option to claim Cleveland's second-round pick in either 1990 or 1992 NBA Draft from Miami for Tellis Frank .
October 6, 1989	Signed free agents Tom Tolbert , Leo Parent , Rico Washington and Richard Morton to one-year contracts.
October 7, 1989	Signed free agent Marques Johnson to a one-year contract.
October 10, 1989	Waived Rico Washington .
October 24, 1989	Waived Leo Parent .
October 31, 1989	Waived Richard Morton .
November 2, 1989	Waived Tom Tolbert .
November 9, 1989	Signed Tom Tolbert to a one-year contract.
November 30, 1989	Waived Marques Johnson .
December 4, 1989	Signed free agent John Shasky .
December 11, 1989	Waived Leonard Taylor .
February 22, 1990	Acquired the Los Angeles Clippers' second-round picks in the 1990 and 1992 NBA Drafts for Winston Garland .
	Acquired Chris Welp from San Antonio for Uwe Blab .
February 26, 1990	Waived John Shasky .
February 27, 1990	Signed free agent Mike Smrek to a contract for the remainder of the season.
February 28, 1990	Signed free agent Kelvin Upshaw to a contract for the remainder of the season.
March 20, 1990	Extended lease with Oakland Coliseum Arena through the 1992-93 season.
April 1, 1990	NBA suspended Kelvin Upshaw for one game and fined him \$3,000 for punching Nate McMillan of Seattle on March 30.
June 27, 1990	Acquired one first-round (#11) and one second-round (#28) pick in the 1990 NBA Draft from Atlanta in exchange for one first-round (#10) and two second-round (#36 & #41) picks in the 1990 NBA Draft.

1990-91

July 1, 1990	Granted Kelvin Upshaw and Chris Welp unrestricted free agency status by not tendering a qualifying offer.
	Named Donn Nelson assistant coach.
July 26, 1990	Signed second-round draft pick Les Jepsen to a four-year contract.
August 1, 1990	Acquired Philadelphia's 1991 first-round draft pick in exchange for Manute Bol .
August 20, 1990	Signed restricted free agent Tom Tolbert to a four-year contract and 1990 second-round draft pick Kevin Pritchard to a three-year contract.
September 4, 1990	Re-signed unrestricted free agent Mike Smrek to a one-year contract.
September 25, 1990	Acquired the Los Angeles Lakers' first-round pick in the 1991 NBA Draft for Terry Teagle .
October 2, 1990	Signed first-round draft pick Tyrone Hill to a four-year contract.
October 4, 1990	Signed free agents Chuck Nevitt , Bart Kofoed , Stan Kimbrough and Marchell Henry to one-year contracts.
October 5, 1990	Signed free agent Kenny Green to a one-year contract.
October 8, 1990	Signed free agent Wayne Englestad to a one-year contract.
October 15, 1990	Waived Wayne Englestad .
October 18, 1990	Waived Kenny Green , Marchell Henry , Stan Kimbrough and Chuck Nevitt .
October 22, 1990	Signed free agent Stan Kimbrough to a one-year contract.
October 25, 1990	Signed unrestricted free agent Steve Johnson to a one-year contract.
October 30, 1990	Waived Stan Kimbrough .
November 12, 1990	Waived Bart Kofoed .
November 17, 1990	Signed free agent Bart Kofoed to a one-year contract.
November 26, 1990	Waived Bart Kofoed .
December 21, 1990	Waived Mike Smrek .
December 22, 1990	Signed Alton Lister to a four-year contract extension.

WARRIORS TRANSACTIONS

January 8, 1991	Signed Larry Robinson to a 10-day contract.
January 11, 1991	Waived Steve Johnson and signed Larry Robinson to a contract through the remainder of the season.
January 12, 1991	Signed Paul Mokeski to a 10-day contract.
January 22, 1991	Signed Paul Mokeski to a second 10-day contract.
January 31, 1991	Signed Paul Mokeski for the remainder of the season.
February 23, 1991	Signed free agent Mario Elie to a 10-day contract.
1990-91 (cont.)	
February 28, 1991	Signed Mario Elie through the 1991-92 season.
March 19, 1991	Waived Larry Robinson .
April 5, 1991	Signed free agent Vincent Askew to a contract through the 1991-92 season.
May 17, 1991	Acquired the San Antonio Spurs' conditional second-round pick in the 1993 NBA Draft in exchange for Kevin Pritchard .
June 26, 1991	Acquired the Portland Trail Blazers' second-round picks in the 1995 and 1999 NBA Drafts in exchange for the draft rights to Lamont Strothers .

1991-92

July 25, 1991	First-round draft pick Shaun Vandiver signed a two-year contract to play for Fortitudo of Bologna, Italy... The Warriors retain his NBA rights.
August 13, 1991	Signed first-round draft pick Chris Gatling to a five-year contract.
August 24, 1991	Renounced the rights to Paul Mokeski and signed first-round draft pick Victor Alexander to a five-year contract.
September 27, 1991	Signed free agent Clifford Scales to a one-year contract.
October 23, 1991	Waived Clifford Scales .
November 1, 1991	Acquired the rights to Billy Owens , the third player selected in the 1991 NBA Draft, from Sacramento in exchange for Mitch Richmond , Les Jepsen and the Portland Trail Blazers' 1995 second-round draft pick.
November 2, 1991	Signed Billy Owens to a seven-year contract.
November 22, 1991	Signed Tim Hardaway to a contract extension through the 1995-96 season (three years added to a four-year deal signed in August 1989).
December 7, 1991	Signed David Wood to a one-year contract.
December 10, 1991	NBA advised the Warriors that the contract signed by David Wood had been disapproved since Wood was a restricted free agent, subject to the right of first refusal of the Houston Rockets.
December 22, 1991	Signed free agent Jud Buechler to a one-year contract.
January 24, 1992	Signed free agent Jaren Jackson to a 10-day contract.
January 28, 1992	Placed Jud Buechler on the suspended list with a fractured navicular bone in his right hand and signed free agent Mike Smrek to a 10-day contract.
February 3, 1992	Signed Jaren Jackson to a second 10-day contract.
February 6, 1992	Mike Smrek's 10-day contract expired.
February 10, 1992	Signed free agent Kenny Battle to a 10-day contract.
February 12, 1992	Jaren Jackson's second 10-day contract expired.
February 13, 1992	Signed free agent Tony Massenburg to a 10-day contract.
February 20, 1992	Signed Kenny Battle to a second 10-day contract.
February 23, 1992	Signed Tony Massenburg to a second 10-day contract.
February 29, 1992	Kenny Battle's second 10-day contract expired.
March 2, 1992	Activated Jud Buechler from the suspended list.
March 3, 1992	Tony Massenburg's second 10-day contract expired.
March 4, 1992	Signed free agent Billy Thompson to a 10-day contract.
March 9, 1992	Waived Billy Thompson .
April 20, 1992	Added Tom Tolbert to 12-man playoff roster, replacing Jud Buechler .
May 19, 1992	Named Gregg Popovich assistant coach.
May 26, 1992	Signed Sarunas Marciulionis to a five-year contract extension through the 1996-97 season.

1992-93

July 1, 1992	Granted Vincent Askew unrestricted free agency status by not tendering a qualifying offer.
--------------	---



July 31, 1992 Signed unrestricted free agent Jeff Grayer to a three-year contract, replaced **Rod Higgins** on the team roster and signed rookie free agents **Keith Jennings** and **Dell Demps** to one-year contracts.

August 7, 1992 Elected not to match qualifying offer made to restricted free agent **Mario Elie** by the Portland Trail Blazers.

September 8, 1992 Named **Paul Pressey** assistant coach.

September 18, 1992 Acquired **Byron Houston** from the Chicago Bulls in a three-team trade which sent the Warriors' first-round pick in the 1993 NBA Draft to the Dallas Mavericks, who sent **Rodney McCray** to Chicago... The Mavericks also received two conditional second-round picks from Chicago.
Waived **Jim Petersen**.
Signed second-round draft pick **Matt Fish** to a one-year contract.

September 28, 1992 Signed second-round draft pick **Matt Fish** to a one-year contract.

October 1, 1992 Waived **Dell Demps** and signed rookie free agent **Kevin Stevenson** to a one-year contract.

October 5, 1992 Signed free agent **Steve Henson** to a one-year contract.

October 8, 1992 Re-signed restricted free agent **Jud Buechler** to a two-year contract.
Signed first-round draft pick **Latrell Sprewell** to a four-year contract.
Waived **Matt Fish**.

October 15, 1992 Waived **Steve Henson**.

October 27, 1992 Waived **Steve Henson**.

November 3, 1992 Waived **Kevin Stevenson**.

November 5, 1992 Waived **Tom Tolbert**.

November 22, 1992 Signed free agent **Ed Nealy** to a one-year contract.

November 24, 1992 Signed assistant coach/free agent **Paul Pressey** to a one-year contract.

January 6, 1993 Waived **Paul Pressey**.

February 9, 1993 Signed free agent **Sean Higgins** to a 10-day contract.

February 18, 1993 Signed **Sean Higgins** for the remainder of the season.

February 25, 1993 Acquired a conditional second-round pick in the 2001 NBA Draft from Chicago in exchange for **Ed Nealy**.

March 2, 1993 Signed rookie free agent **Barry Stevens** to a 10-day contract.
Barry Stevens' 10-day contract expired.

March 11, 1993 Signed rookie free agent **Pat Durham** to a 10-day contract.

March 12, 1993 Signed **Pat Durham** to a second 10-day contract.

March 22, 1993 Waived **Alton Lister** and signed rookie free agent **Andre Spencer** to a 10-day contract.
Pat Durham's second 10-day contract expired.

March 23, 1993 Signed **Andre Spencer** to a second 10-day contract.

March 31, 1993 Signed **Andre Spencer** for the remainder of the season.

April 2, 1993 Signed rookie free agent **Joe Courtney** for the remainder of the season.

April 12, 1993 Tendered qualifying offers to **Joe Courtney**, **Keith Jennings** and **Andre Spencer** making them restricted free agents.

April 14, 1993 Granted **Sean Higgins** unrestricted free agency status by not tendering a qualifying offer.

June 30, 1993 Acquired the rights to **Chris Webber**, the first player selected in the 1993 NBA Draft, from Orlando in exchange for the rights to **Anfernee Hardaway**, the third overall selection, and three first-round picks in 1996, 1998 and 2000.
Acquired the rights to **Josh Grant**, the 43rd player selected in the 1993 NBA Draft, from Denver in exchange for the rights to **Darnell Mee**, the 34th selection, and a second-round pick in the 1994 NBA Draft, the 39th pick overall.

1993-94

July 15, 1993 Acquired Cleveland's first-round pick in the 1994 NBA Draft (provided it is not a top seven) and other considerations based on the position of the pick in exchange for **Tyrone Hill**.

August 16, 1993 Signed restricted free agent **Andre Spencer** to a one-year contract.

August 30, 1993 Withdrew qualifying offer to **Joe Courtney** and renounced his rights.

October 17, 1993 Signed **Chris Webber** to a 15-year contract.

October 25, 1993 Signed **Avery Johnson** to a two-year contract.

October 28, 1993 Signed **Erik Martin** to a one-year contract.

November 1, 1993 Signed **Gerald Glass** to a one-year contract.

November 2, 1993 Waived **Dell Demps**, **Gerald Glass** and **Erik Martin**.

November 22, 1993 Waived **Andre Spencer**.
Signed **Dell Demps** to a one-year contract.

WARRIORS TRANSACTIONS

December 16, 1993	Waived Dell Demps and activated Chris Mullin from the injured list.
January 16, 1994	Signed Tod Murphy to a 10-day contract.
January 26, 1994	Tod Murphy's 10-day contract expired.
February 27, 1994	Signed Todd Lichti to a 10-day contract.
March 9, 1994	Todd Lichti's 10-day contract expired.
May 31, 1994	Released Assistant Coach Gregg Popovich from his contract so that he could become vice president of basketball operations for the San Antonio Spurs.
June 2, 1994	Released Director of Player Personnel Sam Schuler from his contract so that he could accept a similar position with the San Antonio Spurs.
June 17, 1994	Jeff Grayer exercised an option in his contract which allowed him to become an unrestricted free agent.
June 24, 1994	Avery Johnson exercised an option in his contract which allowed him to become an unrestricted free agent.
June 28, 1994	Chris Webber exercised an option in his contract which allowed him to become a restricted free agent.
June 29, 1994	Tendered qualifying offers to Josh Grant and Keith Jennings , making them restricted free agents.

1994-95

July 1, 1994	Acquired a second-round pick in the 1995 NBA Draft from the Los Angeles Lakers in exchange for the rights to Anthony Miller , the 39th pick in the 1994 NBA Draft.
July 6, 1994	Named Bob Lanier assistant coach and John Rizzardini manager of basketball services.
July 18, 1994	Acquired Ricky Pierce , rights to Carlos Rogers (the 11th pick in the 1994 Draft) and two 1995 second-round draft picks from Seattle for Sarunas Marciulionis and Byron Houston .
August 30, 1994	Re-signed restricted free agent Keith Jennings to a one-year contract.
September 22, 1994	Signed second-round draft pick Dwayne Morton to a one-year contract.
September 30, 1994	Signed rookie free agents Travis Ford , Cornel Parker and Orlando Smart to one-year contracts and signed unrestricted free agent Chris Munk to a one-year contract.
October 5, 1994	Signed unrestricted free agent Bob McCann to a one-year contract.
October 6, 1994	Signed unrestricted free agents Rod Higgins and David Wood to one-year contracts.
October 8, 1994	Christopher Cohan agreed to purchase a 75-percent ownership interest in the Warriors from a group of co-investors led by Jim Fitzgerald and Dan Finnane ... The transaction made Cohan the sole owner of the team.
October 13, 1994	Waived Cornel Parker .
October 18, 1994	Signed unrestricted free agent Manute Bol to a one-year contract.
October 21, 1994	Waived Travis Ford and Bob McCann .
October 31, 1994	Signed first-round draft pick Clifford Rozier to a four-year contract.
November 1, 1994	Waived Chris Munk and Orlando Smart .
November 2, 1994	Acquired Rony Seikaly from Miami in exchange for Billy Owens and the rights to Predrag Danilovic (the Warriors' second-round pick in the 1992 NBA Draft).
November 8, 1994	Signed Carlos Rogers to a nine-year contract.
November 16, 1994	Waived Rod Higgins and re-signed restricted free agent Chris Webber to a one-year contract.
November 17, 1994	Acquired Tom Gugliotta and three future first-round draft picks from Washington in exchange for Chris Webber .
November 19, 1994	Named Rod Higgins assistant coach.
December 8, 1994	Named Andy Dolich president and chief operating officer.
January 5, 1995	Suspended Latrell Sprewell for one game without pay for an unexcused absence from practice on January 4.
January 12, 1995	Signed rookie free agent Ryan Lorthridge to a 10-day contract.
January 19, 1995	Sale of Warriors to Christopher Cohan is finalized and unanimously approved by the NBA Board of Governors.
January 22, 1995	Signed Ryan Lorthridge to a contract for the remainder of the season.
January 31, 1995	Suspended Clifford Rozier for one game without pay after missing a shootaround.
February 13, 1995	Don Nelson stepped down as head coach and general manager. Named Bob Lanier interim head coach. Named Ed Gregory director of player personnel.
February 15, 1995	Waived Manute Bol .



February 18, 1995 Acquired **Donyell Marshall** from Minnesota in exchange for Tom Gugliotta.
 March 7, 1995 Signed unrestricted free agent **Tim Legler** to a 10-day contract.
 March 17, 1995 Signed **Tim Legler** to a second 10-day contract.
 March 27, 1995 Signed **Tim Legler** for the remainder of the season.
 April 3, 1995 Suspended **Latrell Sprewell** for two games without pay for conduct detrimental to the team and for repeated violation of rules which prohibit unexcused absences from official team functions.
 May 10, 1995 Named **Dave Twardzik** general manager.
 May 19, 1995 Named **Rick Adelman** head coach.
 May 25, 1995 **Donn Nelson's** contract expired.
 June 5, 1995 Named **John Wetzel** assistant coach.
 June 12, 1995 Tendered qualifying offers to **Josh Grant**, **Ryan Lorthridge** and **Dwayne Morton**, making them restricted free agents.
 Renewed **Rod Higgins'** contract as an assistant coach.
 June 24, 1995 **Keith Jennings** is selected by Toronto in the expansion draft.
 June 30, 1995 Named **George Irvine** assistant coach.
Bob Lanier's contract expired.

1995-96

July 6, 1995 **Andy Dolich** resigned as president and chief operating officer.
 September 18, 1995 Acquired **B.J. Armstrong** from Toronto in exchange for **Victor Alexander**, **Carlos Rogers** and the rights to **Dwayne Whitfield**, **Martin Lewis** and **Michael McDonald**.
 October 6, 1995 Signed **Andrew DeClercq** to a two-year contract and **Alaa Abdelnaby** and **Matt Maloney** to one-year contracts.
 October 11, 1995 Waived free agents **Monty Buckley**, **Billy McCaffrey**, **Doug Muse** and **Kevin Ollie**.
 October 18, 1995 Signed free agent **Jerome Kersey** to a one-year contract.
 Waived free agent **Alaa Abdelnaby**.
 November 1, 1995 Waived free agents **Matt Maloney** and **Phil Handy**.
 November 3, 1995 Renounced the rights to **Josh Grant**.
 February 22, 1996 Acquired **Bimbo Coles** and **Kevin Willis** from Miami in exchange for **Chris Gatling** and **Tim Hardaway**.
 March 14, 1996 Signed **Robert Churchwell** to a 10-day contract.
 March 24, 1996 Re-signed **Robert Churchwell** to a second 10-day contract.
 March 25, 1996 Signed free agent **Geert Hammink** to a 10-day contract.
 April 3, 1996 Signed **Robert Churchwell** for the remainder of the season.
 April 4, 1996 Re-signed **Geert Hammink** to a second 10-day contract.
 April 14, 1996 Signed **Geert Hammink** for the remainder of the season.
 June 30, 1996 Signed first-round draft pick **Todd Fuller** to a three-year contract.

1996-97

July 21, 1996 Renounced the rights to **Jon Barry**, **Robert Churchwell**, **Ryan Lorthridge**, **Dwayne Morton**, **Jerome Kersey**, **Geert Hammink** and **Kevin Willis**.
 Signed **Mark Price** to a three-year contract.
 July 21, 1996 Re-signed **Latrell Sprewell** to a four-year contract.
 July 22, 1996 Signed **Kevin Granger**, **Anthony Harris**, **Darryl Parker**, **Henry James**, **Marcus Mann**, **Ray Owes**, **Lou Roe**, **Mike Peplowski** and **Kurt Portmann**.
 September 30, 1996 Waived **Kevin Granger**, **Henry James** and **Kurt Portmann**.
 Waived **Darryl Parker**.
 October 17, 1996 Placed **Rony Seikaly** on suspended list.
 October 29, 1996 Acquired **Felton Spencer**, **Jon Koncak** and **Donald Royal** from Orlando in exchange for **Rony Seikaly**, **Clifford Rozier** and a future second-round pick.
 October 31, 1996 Moved **Marcus Mann** from the injured list to the suspended list.
 November 2, 1996 Waived **Anthony Harris**.
 February 20, 1997 Acquired **Scott Burrell** from Charlotte in exchange for **Donald Royal**.
 March 19, 1997 Signed **Melvin Booker** to a 10-day contract.
 Waived **Mike Peplowski**.
 March 30, 1997 Signed **Melvin Booker** to a second 10-day contract.

WARRIORS TRANSACTIONS

- April 9, 1997 Signed **Melvin Booker** for the remainder of the season.
April 28, 1997 Fired Head Coach **Rick Adelman**.
Announced that the contracts of assistants **John Wetzel**, **George Irvine** and **Rod Higgins** would not be renewed.
June 5, 1997 Named **P.J. Carlesimo** head coach.
Fired **Dave Twardzik**, general manager.
Named **Alvin Attles** interim general manager.
-

1997-98

- July 10, 1997 Named **Garry St. Jean** general manager.
Named **Ed Gregory** director of scouting.
July 16, 1997 Named **Paul Westhead** assistant coach.
July 21, 1997 Named **Gary Fitzsimmons** assistant general manager/basketball operations.
July 23, 1997 Named **Rod Higgins** assistant coach.
July 25, 1997 Signed **Adonal Foyle** to a three-year contract.
August 12, 1997 Acquired **Erick Dampier** and **Duane Ferrell** from Indiana in exchange for **Chris Mullin**.
September 16, 1997 Named **Bob Staak** assistant coach.
September 26, 1997 Signed **Carl Thomas**.
October 7, 1997 Signed **Isaac Burton**, **Dell Demps**, **Antonio Lang** and **Larry Stewart**.
October 27, 1997 Waived **Isaac Burton**, **Dell Demps**, **Antonio Lang** and **Larry Stewart**.
October 28, 1997 Acquired **Brian Shaw** and **David Vaughn** from Orlando in exchange for **Mark Price**.
November 7, 1997 Acquired **Muggsy Bogues** and **Tony Delk** from Charlotte in exchange for **B.J. Armstrong**.
Waived **Carl Thomas**.
December 1, 1997 Placed **Latrell Sprewell** on the suspended list indefinitely.
December 3, 1997 Activated **Duane Ferrell** and waived **Latrell Sprewell**.
December 4, 1997 NBA Commissioner David Stern suspended **Latrell Sprewell** for one year.
January 9, 1998 Signed **Carl Thomas** to a 10-day contract.
January 20, 1998 Waived **Carl Thomas**.
February 10, 1998 Signed **Brandon Williams** to a 10-day contract.
February 17, 1998 Acquired **Jim Jackson** and **Clarence Weatherspoon** from Philadelphia in exchange for **Joe Smith** and **Brian Shaw**.
Waived **Dickey Simpkins**.
February 19, 1998 Acquired **Jason Caffey** from Chicago in exchange for **David Vaughn** and a second-round draft pick in 1998 and 2000.
February 20, 1998 Signed **Brandon Williams** to a second 10-day contract.
March 4, 1998 Arbitrator **John Feerick** re-instated **Latrell Sprewell's** contract and reduced the NBA's suspension to July 1, 1998.
March 5, 1998 Signed **Gerald Madkins** to a 10-day contract.
March 15, 1998 Signed **Gerald Madkins** to a second 10-day contract.
March 25, 1998 Signed **Gerald Madkins** for the remainder of the season.
April 9, 1998 Signed **Jeff Grayer** to a 10-day contract.
June 24, 1998 Traded the rights of first-round draft choice **Vince Carter** (#5 overall) and an undisclosed amount of cash to Toronto in exchange for the rights to Raptors' first-round draft choice **Antawn Jamison** (#4 overall).
-

1998-99

- January 21, 1999 Signed **Jeff Grayer**, **Gerald Madkins** and **Tony Farmer** to non-guaranteed contracts.
Signed **Antawn Jamison** to a multi-year contract.
Traded **Latrell Sprewell** to New York in exchange for **John Starks**, **Chris Mills** and **Terry Cummings**.
January 22, 1999 Re-signed forward **Jason Caffey** to a multi-year contract.
January 26, 1999 Released **Tony Farmer** and **Jeff Grayer**.
February 2, 1999 Waived **Gerald Madkins**.
February 4, 1999 Traded **Todd Fuller** to Utah in exchange for a second-round draft choice (2000).
June 29, 1999 Traded **Bimbo Coles**, **Duane Ferrell** and #10 pick in 1999 NBA Draft to Atlanta in exchange for **Mookie Blaylock** and Atlanta's #21 pick in the 1999 NBA Draft.



June 30, 1999 Traded the rights of first-round draft choice **Jeff Foster** (#21 overall) to Indiana in exchange for the rights to **Vonteego Cummings** (#26 overall) and a future first-round draft choice.

1999-2000

August 24, 1999 Signed **Erick Dampier** to a contract extension.

September 1, 1999 Signed **Vonteego Cummings** and **Tim Young** to contracts.

October 4, 1999 Signed free agents **Mark Davis**, **Damon Jones**, **John Morton**, **Bill Curley**, **Tony Farmer** and **Tim Legler**.

November 1, 1999 Released **Bill Curley**, **Mark Davis** and **John Morton**.

November 30, 1999 Released **Damon Jones**.

December 1, 1999 Signed free agent **Chris Carr**.

December 6, 1999 Signed free agent **Bill Curley**.

December 16, 1999 Requested waivers on **Chris Carr**.

December 17, 1999 Signed free agent **Drew Barry**.

December 27, 1999 Relieved **P.J. Carlesimo** from his head coaching duties and named **Garry St. Jean** general manager/head coach.
Named **Brian Winters** assistant coach.

December 29, 1999 Signed free agent **Jamel Thomas** and requested waivers on **Tim Legler**.

January 3, 2000 Requested waivers on **Jamel Thomas**.

January 5, 2000 Requested waivers on **Drew Barry** and **Bill Curley**.

January 6, 2000 Signed free agent **Sam Mack**.

January 9, 2000 Signed free agent **Jamel Thomas**.

January 11, 2000 Signed **Sam Jacobson** to a 10-day contract.

January 19, 2000 Signed **Mark Davis** to a 10-day contract.

January 21, 2000 Signed **Sam Jacobson** to a second 10-day contract.

January 29, 2000 Signed **Mark Davis** to a second 10-day contract.

January 31, 2000 Signed **Sam Jacobson** for the remainder of the season.
Named **Dave Cowens** assistant coach.

February 16, 2000 Acquired **Larry Hughes** and **Billy Owens** from Philadelphia as part of three-way trade with Chicago for **John Starks** and 2000 first-round draft choice.

March 20, 2000 Requested waivers on **Sam Mack**.

March 21, 2000 Signed free agent **Bill Curley**.

March 22, 2000 Signed free agent **Mark Davis**.

April 18, 2000 Named **Dave Cowens** head coach, effective at the end of the 1999-2000 season.

April 19, 2000 Signed General Manager **Garry St. Jean** to multi-year contract extension.

June 20, 2000 Re-signed Assistant Coach **Brian Winters**.
Named **Phil Hubbard**, **Mark Osowski** and **Clifford Ray** assistant coaches.

June 27, 2000 Acquired **Bob Sura** and **Vinny Del Negro** from Cleveland and Milwaukee, respectively, in exchange for **Jason Caffey** and **Billy Owens**, who joined the Bucks.

2000-01

August 14, 2000 Signed **Chris Porter** to a contract.

September 28, 2000 Signed free agent forward **Chris Mullin**.

October 2, 2000 **Terry Cummings** announced his retirement.
Signed free agent center **Yinka Dare** and free agent forwards **Jerod Ward**, **Rick Hughes** and **Marc Jackson**.

October 13, 2000 Exercised the fourth-year contract options on guard **Larry Hughes** and forward **Antawn Jamison**.

October 16, 2000 Waived center **Yinka Dare** and forwards **Rick Hughes** and **Jerod Ward**.

October 30, 2000 Placed forward **Chris Mullin** (strained lower back) and guard **Bob Sura** (strained lower back) on the injured list.

November 11, 2000 Placed guard **Vonteego Cummings** (fractured right cheek bone) on the injured list and activated forward **Chris Mullin**.

November 15, 2000 Signed free agent guard **Randy Livingston** to a contract and placed forward **Danny Fortson** on the injured list (sore right foot).

WARRIORS TRANSACTIONS

November 21, 2000	Activated guard Bob Sura and requested waivers on guard Randy Livingston .
December 1, 2000	Placed center Adonal Foyle on the injured list (ligament damage, right ring finger) Signed free agent forward Bill Curley .
December 6, 2000	Placed forward Chris Mullin on the injured list (inflammation and cartilage damage, left knee) and activated guard Vonteego Cummings .
December 12, 2000	Placed forward Chris Mills on the injured list (inflamed right ankle) and activated center Adonal Foyle .
December 20, 2000	Signed free agent John Coker to a contract, as the club was granted a special dispensation from the NBA, increasing the active roster to 13 players.
January 3, 2001	Requested waivers on forward Bill Curley and center John Coker .
January 5, 2001	Re-signed forward Bill Curley to a 10-day contract.
January 8, 2001	Activated forward Chris Mullin from the injured list and placed center Erick Dampier (surgery, left knee) on the injured list. Re-signed center John Coker to a 10-day contract.
January 13, 2001	Signed forward Chucky Brown to a 10-day contract, as the club was granted its second special dispensation from the NBA, increasing the active roster to 13 players.
January 15, 2001	Re-signed forward Bill Curley to a second consecutive 10-day contract.
January 23, 2001	Re-signed forward Chucky Brown to a second consecutive 10-day contract.
January 26, 2001	Acquired forwards Corie Blount and Ruben Garces and guard Paul McPherson from the Phoenix Suns in exchange for Vinny Del Negro . Waived forward Chucky Brown .
February 28, 2001	Activated center Erick Dampier from the injured list and placed forward Chris Mullin (strained lower back) on the injured list. Waived forward Ruben Garces .
April 6, 2001	Signed guard Chris Garner to a 10-day contract, as the club was granted its third special dispensation from the NBA, increasing the active roster to 13 players.
April 16, 2001	Signed guard Chris Garner for the remainder of the season.
April 30, 2001	Promoted Robert Rowell to Chief Operating Officer.
May 21, 2001	Exercised option to claim the Indiana Pacers' first-round selection (#14) in the 2001 NBA Draft.

2001-02

August 24, 2001	Signed Jason Richardson , Troy Murphy and Gilbert Arenas to contracts.
August 28, 2001	Signed Antawn Jamison to a contract extension through the 2007-08 season.
September 24, 2001	Signed Dean Oliver to a free-agent contract.
October 19, 2001	Re-signed forward/center Marc Jackson to a contract.
October 25, 2001	Acquired forward Cedric Henderson from Philadelphia as part of a three-team trade that sent Corie Blount and Vonteego Cummings to Philadelphia and Chris Porter to Charlotte.
October 29, 2001	Placed forward Cedric Henderson (left knee tendinitis) and guard Dean Oliver (strained right hamstring) on the injured list.
November 9, 2001	Activated forward Cedric Henderson from the injured list and placed guard Gilbert Arenas (strained lower back) on the injured list.
December 15, 2001	Named Brian Winters interim head coach, replacing Dave Cowens .
January 2, 2002	Activated guard Gilbert Arenas and placed forward Cedric Henderson (left knee tendinitis) on the injured list.
January 14, 2002	Activated guard Dean Oliver and placed guard Mookie Blaylock (strained right calf muscle) on the injured list.
January 26, 2002	Activated forward Cedric Henderson and placed guard Dean Oliver (left shoulder tendinitis) on the injured list.
February 2, 2002	Suspended Marc Jackson for two games for conduct detrimental to the team.
February 15, 2002	Activated guard Dean Oliver and placed forward Cedric Henderson (sprained right ankle) on the injured list.
February 21, 2002	Acquired center Dean Garrett along with a future second-round draft pick in exchange for forward/center Marc Jackson .
February 25, 2002	Activated forward Cedric Henderson and placed forward Chris Mills (right ankle inflammation) on the injured list.
March 8, 2002	Activated forward Chris Mills from the injured list and placed forward Cedric Henderson (left knee tendinitis) on the injured list.



- March 15, 2002 **Danny Fortson** was suspended by the league for two games after exceeding the maximum allowable five flagrant foul-penalty points for the season.
- March 30, 2002 **Danny Fortson** was suspended by the league for two games after exceeding the maximum allowable five flagrant foul-penalty points for the season.
- June 26, 2002 Acquired the rights to guard **Jiri Welsch** from the Philadelphia 76ers in exchange for two future draft choices (**Welsch** was selected by Philadelphia in the 2002 NBA Draft - #16 overall - earlier in the day).

2002-03

- July 8, 2002 Signed **Mike Dunleavy** to a contract.
- July 12, 2002 Signed **Jiri Welsch** to a contract.
- July 16, 2002 Hired **Eric Musselman** as head coach.
- July 29, 2002 Promoted **Otis Smith** to executive director, basketball operations.
- August 6, 2002 Hired **Hank Egan** as an assistant coach.
- August 8, 2002 Hired **Tom Sterner** as an assistant coach.
- August 13, 2002 Hired **Chris Mullin** as special assistant.
- August 22, 2002 Promoted **Travis Stanley** to executive vice president, team marketing.
- September 13, 2002 Named **Brian Winters** consultant to basketball operations.
- September 30, 2002 Signed free agent guards **Rafer Alston**, **Joe Crispin**, **Elvin Mims** and **Dean Oliver** and free agent forwards **Anthony "Pig" Miller** and **Glen Whisby** to contracts.
- October 4, 2002 Waived free agents **Elvin Mims** and **Glen Whisby**.
- October 6, 2002 Waived free agent **Joe Crispin**.
- October 18, 2002 Signed free agent **Phil Handy** to a contract.
- October 21, 2002 Waived free agent **Phil Handy**.
- October 23, 2002 Waived free agents **Rafer Alston** and **Anthony "Pig" Miller**.
- October 28, 2002 Placed forward **Chris Mills** (tendinitis, left Achilles tendon) on the injured list.
- October 29, 2002 Awarded guard **Oscar Torres** on a waiver claim from Houston.
- October 30, 2002 Placed guard **Bob Sura** (strained right calf) on the injured list.
- October 31, 2002 Signed free agent forward/center **Guy Rucker** to a contract.
- November 6, 2002 Waived forward/center **Guy Rucker**.
- November 18, 2002 Signed free agent guard **A.J. Guyton** to a contract.
- November 26, 2002 Waived guard **A.J. Guyton**.
- November 27, 2002 Signed free agent guard **Earl Boykins** to a contract.
- December 5, 2002 Waived guard **Dean Oliver**.
- December 7, 2002 Activated forward **Chris Mills** from the injured list.
- December 22, 2002 **Chris Mills** was suspended three games by the NBA for his role in an altercation versus Portland on December 20, 2002.
- December 26, 2002 Activated guard **Bob Sura** from the injured list.
- December 26, 2002 Waived guard **Oscar Torres**.
- April 11, 2003 Suspended **Danny Fortson** for the final four games of the season for conduct detrimental to the team.
- April 15, 2003 **Troy Murphy** was suspended one game by the NBA for a fighting incident that occurred on April 14 versus L.A. Clippers.
- June 8, 2003 Promoted **Robert Rowell** to the position of President.

2003-04

- July 2, 2003 Hired **Jim Boylen** and **David Fizdale** as assistant coaches.
- July 7, 2003 Signed **Mickaël Pietrus** to a contract.
- July 23, 2003 Signed free agent **Speedy Claxton** to a contract.
- August 18, 2003 Acquired **Nick Van Exel**, **Avery Johnson**, **Popeye Jones**, **Evan Eschmeyer** and **Antoine Rigaudeau** from Dallas, in exchange for **Antawn Jamison**, **Danny Fortson**, **Chris Mills** and **Jiri Welsch**.
- August 19, 2003 Hired **Keith Smart** as an assistant coach.
- August 21, 2003 Acquired **Clifford Robinson** and **Pepe Sanchez** from Detroit, in exchange for **Bob Sura**.
- August 27, 2003 Signed free agent **Calbert Cheaney** to a contract.
- September 5, 2003 Waived **Antoine Rigaudeau**.
- September 11, 2003 Signed **Derrick Zimmerman** to a contract.
- October 1, 2003 Signed free agents **Josh Asselin**, **Brian Cardinal**, **Zendon Hamilton**, **Juaquin Hawkins** and **George McCloud** to contracts.
- October 7, 2003 Waived **Derrick Zimmerman** and **Josh Asselin**.

WARRIORS TRANSACTIONS

October 14, 2003	Waived Juaquin Hawkins .
October 20, 2003	Signed free agent Tierre Brown .
October 23, 2003	Waived Tierre Brown .
October 27, 2003	Waived Zendon Hamilton and George McCloud . Placed Evan Eschmeyer (knee surgery), Troy Murphy (plantar fascia tear, right foot) and Pepe Sanchez (sprained left ankle) on the injured list.
October 31, 2003	Waived Pepe Sanchez . Placed Mickael Pietrus on the injured list. Signed free agent Dan Langhi to a contract.
November 8, 2003	Waived Dan Langhi .
November 9, 2003	Signed free agent Cherokee Parks .
November 12, 2003	Placed Popeye Jones (left knee surgery) on the injured list. Activated Mickael Pietrus from the injured list.
November 13, 2003	Signed free agent Dan Langhi after receiving a hardship exception from the NBA to add a 13th player to the active roster.
November 14, 2003	Signed free agent Sean Lampley after receiving a hardship exception from the NBA to add a 14th player to the active roster.
November 21, 2003	Waived Dan Langhi .
December 14, 2003	Waived Sean Lampley .
December 16, 2003	Activated Troy Murphy and placed Adonal Foyle (left knee surgery) on the injured list.
December 22, 2003	Waived Cherokee Parks .
January 2, 2004	Activated Popeye Jones from the injured list.
January 15, 2004	Activated Adonal Foyle from the injured list. Placed Nick Van Exel (left knee inflammation) on the injured list.
February 1, 2004	Activated Nick Van Exel from the injured list. Placed Troy Murphy (deep bone bruise & stress reaction, right ankle) on the injured list.
March 1, 2004	Signed free agent Rusty LaRue to a 10-day contract. Placed Nick Van Exel (chronic left knee inflammation and pain) on the injured list.
March 10, 2004	Activated Troy Murphy from the injured list. Placed Speedy Claxton (fractured second metacarpal, right hand) on the injured list.
March 11, 2004	Signed free agent J.R. Bremer to a 10-day contract.
March 21, 2004	Signed J.R. Bremer to a second 10-day contract.
April 3, 2004	Signed J.R. Bremer for the remainder of season.
April 5, 2004	Activated Speedy Claxton from the injured list. Placed Erick Dampier (sprained left ankle) on the injured list.
April 22, 2004	Promoted Chris Mullin to the position of Executive Vice President, Basketball Operations.
May 20, 2004	Named Rod Higgins general manager. Relieved Eric Musselman of his head coaching duties.
May 21, 2004	Hired Mike Montgomery as head coach.
June 22, 2004	J.R. Bremer is selected in the Charlotte Bobcats' expansion draft. Hired John Murray as strength and conditioning coach.

2004-05

June 24, 2004	Selected forward/center Andris Biedrins (#11) in the 2004 NBA Draft.
June 28, 2004	Hired Mario Elie as an assistant coach.
June 30, 2004	Hired Terry Stotts as an assistant coach.
July 7, 2004	Signed Andris Biedrins to a contract. Hired Russell Turner as an assistant coach.
July 13, 2004	Announced agreement with minority investors Michael E. Marks , Jim Davidson , John Thompson and Fred Harman .
July 14, 2004	Re-signed free agent Adonal Foyle .
July 16, 2004	Signed free agent Derek Fisher .
July 20, 2004	Acquired Dale Davis and Dan Dickau from Portland, in exchange for Nick Van Exel .
July 21, 2004	Mickael Pietrus underwent successful arthroscopic surgery on dislocated left shoulder.



August 11, 2004	Re-signed free agent Calbert Cheaney .
August 13, 2004	NBA approved the sale of minority interest to Bay Area investors.
August 24, 2004	Acquired Eduardo Najera and Christian Laettner , the draft rights to Luis Flores and Mladen Sekularac , two future draft picks and cash considerations from the Dallas Mavericks in exchange for re-signed Erick Dampier , Evan Eschmeyer , Dan Dickau and the draft rights to Steve Logan .
September 3, 2004	Waived forward Popeye Jones .
September 7, 2004	Named Mitch Richmond special assistant.
September 9, 2004	Waived forward Christian Laettner .
September 14, 2004	Signed guard Luis Flores to a contract.
September 24, 2004	Exercised fourth-year contract option on Mike Dunleavy .
October 4, 2004	Signed free agent guards Matt Carroll and Brandon Armstrong , as well as free agent forward Ansu Sesay to contracts.
October 28, 2004	Waived guard Brandon Armstrong .
November 1, 2004	Waived guard Matt Carroll . Placed Mickael Pietrus (recovering from left shoulder surgery) and Luis Flores (strained right hamstring) on the injured list.
November 20, 2004	Activated Mickael Pietrus from the injured list. Placed Andris Biedrins (strained left hamstring) on the injured list.
December 12, 2004	Activated Luis Flores from the injured list. Placed Derek Fisher (sprained right knee) on the injured list.
December 26, 2004	Activated Derek Fisher from the injured list. Placed Luis Flores (strained right hamstring) on the injured list.
January 3, 2005	Acquired forward-center Zarko Cabarkapa from the Phoenix Suns in exchange for two future second round picks. Placed Eduardo Najera (left knee soreness) on the injured list prior to the game vs. Philadelphia. Waived Ansu Sesay following the game vs. Philadelphia.
January 4, 2005	Activated Andris Biedrins and Luis Flores from the injured list. Placed Dale Davis (back soreness) on the injured list.
January 14, 2005	Activated Dale Davis from the injured list. Placed Andris Biedrins (strained left hamstring) on the injured list.
January 21, 2005	Activated Eduardo Najera from the injured list. Placed Zarko Cabarkapa (left knee tendinitis) on the injured list.
February 1, 2005	Clifford Robinson was suspended five games by the NBA for violating the league's anti-drug policy.
February 2, 2005	Activated Zarko Cabarkapa from the injured list. Placed Troy Murphy (hairline fracture, left thumb) on the injured list.
February 14, 2005	Traded Clifford Robinson to the New Jersey Nets in exchange for a trade exception and two future second round draft picks.
February 15, 2005	Activated Andris Biedrins from the injured list.
February 23, 2005	Activated Troy Murphy from the injured list. Placed Luis Flores (strained right hamstring) on the injured list.
February 24, 2005	Acquired Baron Davis from the New Orleans Hornets in exchange for Speedy Claxton and Dale Davis . Acquired Rodney White and Nikoloz Tskitishvili from the Denver Nuggets in exchange for Eduardo Najera , Luis Flores and a future first round draft pick (from Dallas in 2007).

2005-06

June 28, 2005	Selected Ike Diogu (#9 overall), Monta Ellis (#40 overall) and Chris Taft (#42 overall) in the 2005 NBA Draft.
June 30, 2005	Exercised contract options on Mickael Pietrus and Zarko Cabarkapa . Waived Rodney White .
July 7, 2005	Signed Ike Diogu to a contract.
August 4, 2005	Signed Chris Taft to a contract.
August 10, 2005	Signed Monta Ellis to a contract.
September 12, 2005	Hired John MacLeod as an assistant coach.
September 29, 2005	Signed free agents Aaron Miles , Ray Young , Justin Davis and Deji Akindele to contracts.
October 10, 2005	Signed free agent Mamadou N'diaye to a contract.

WARRIORS TRANSACTIONS

October 17, 2005	Waived Mamadou N'Diaye .
October 27, 2005	Waived Deji Akindele , Justin Davis and Ray Young.
January 5, 2006	Waived Aaron Miles .
March 17, 2006	Signed guard Will Bynum to a 10-day contract.
March 27, 2006	Signed guard Will Bynum to second 10-day contract.
April 6, 2006	Signed guard Will Bynum for remainder of season.

2006-07

June 28, 2006	Selected Patrick O'Bryant (#9 overall) and Kosta Perovic (#38 overall) in the 2006 NBA Draft.
July 7, 2006	Signed Patrick O'Bryant to a contract.
July 12, 2006	Acquired guards Devin Brown , Keith McLeod and Andre Owens from Utah, in exchange for Derek Fisher .
July 14, 2006	Waived guard Will Bynum .
August 29, 2006	Agreed to part ways with Head Coach Mike Montgomery .
August 30, 2006	Named Don Nelson Head Coach.
September 1, 2006	Hired Larry Riley as an assistant coach.
September 14, 2006	Hired Stephen Silas as an assistant coach.
September 21, 2006	Hired Mike Riley as a pro scout and Hal Wissel as an assistant coach, player development.
September 22, 2006	Signed free agent guard Dajuan Wagner to a contract.
October 2, 2006	Signed free agent forward Matt Barnes , free agent guard Anthony Roberson and free agent guard/forward Dijon Thompson to contracts.
October 3, 2006	Exercised the fourth-year contract option on forward/center Andris Biedrins and third-year contract option on forward Ike Diogu .
October 11, 2006	Waived guard Devin Brown .
October 26, 2006	Waived guard/forward Dijon Thompson .
October 27, 2006	Waived guard Andre Owens .
October 27, 2006	Waived forward Chris Taft .
November 20, 2006	Waived guard Dajuan Wagner .
January 2, 2007	Signed guard Kelenna Azubuikue to a contract.
January 5, 2007	Waived guard Anthony Roberson .
January 17, 2007	Acquired forward Al Harrington , guard/forward Stephen Jackson , guard Sarunas Jasikevicius and forward Josh Powell from the Indiana Pacers in exchange for forwards Ike Diogu , Mike Dunleavy , Troy Murphy and guard Keith McLeod .
January 20, 2007	Signed forward Renaldo Major to a 10-day contract.
January 20, 2007	Baron Davis was suspended one game by the NBA for swinging at L.A. Clippers Quinton Ross on January 17.

2007-08

June 28, 2007	Selected Marco Belinelli (#18 overall), Jermareo Davidson (#36 overall) and Stephane Lasme (#46 overall) in the 2007 NBA Draft.
July 6, 2007	Acquired the draft rights to Brandan Wright (#8 overall) from the Charlotte Bobcats in exchange for Jason Richardson and the draft rights to Jermareo Davidson .
July 14, 2007	Signed Brandan Wright to a contract.
July 16, 2007	The NBA suspended Stephen Jackson for the first seven games of 2007-08 season for pleading guilty to criminal recklessness, in violation of the law of the State of Indiana.
July 17, 2007	Signed Marco Belinelli to a contract.
August 3, 2007	Re-signed guard Kelenna Azubuikue .
August 6, 2007	Signed 2006 second round pick Kosta Perovic and forward Austin Croshere to contracts.
August 7, 2007	Re-signed forward Matt Barnes .
August 13, 2007	Promoted Pete D'Alessandro to Assistant General Manager.
August 21, 2007	Waived center Adonal Foyle .
September 16, 2007	Signed forward Stephane Lasme .
September 16, 2007	Signed head coach Don Nelson to a new contract.



September 20, 2007	Waived guard Sarunas Jasikevicius .
September 24, 2007	Signed guard Troy Hudson to a contract.
October 1, 2007	Re-signed guard Mickael Pietrus to a contract. Signed guard Tierre Brown , forward Pat Burke and forward Carlos Powell to contracts. Hired Sidney Moncrief as shooting coach.
October 2, 2007	
October 13, 2007	Waived forward Carlos Powell .
October 21, 2007	Waived guard Tierre Brown and forward Pat Burke .
November 17, 2007	Waived forward Stephane Lasme . Signed center DJ Mbenga .
January 6, 2008	Waived center DJ Mbenga . Recalled Kosta Perovic from the Bakersfield Jam of the NBA Development League.
January 8, 2008	Signed guard C.J. Watson to a 10-day contract.
January 18, 2008	Signed guard C.J. Watson to a second 10-day contract.
January 28, 2008	Signed guard C.J. Watson to a contract for the remainder of the season.
January 29, 2008	Signed forward/center Chris Webber . Waived guard Troy Hudson .
March 12, 2008	Exercised team option on contract of Head Coach Don Nelson for the 2008-09 season.
March 26, 2008	Forward Chris Webber announced retirement from the NBA.
<hr/>	
2008-09	
June 26, 2008	Selected Anthony Randolph (#14 overall) and Richard Hendrix (#49 overall) in the 2008 NBA Draft.
July 10, 2008	Signed unrestricted free agent forward Corey Maggette to a contract. Signed restricted free agent forward Ronny Turiaf to a contract.
July 15, 2008	Signed forward Anthony Randolph to a contract.
July 22, 2008	Acquired guard Marcus Williams from New Jersey in exchange for a future first round pick.
July 24, 2008	Re-signed restricted free agent guard Monta Ellis . Signed forward Richard Hendrix to a contract. Re-signed guard Kelenna Azubuike , matching L.A. Clippers offer.
July 25, 2008	Signed free agent guard Anthony Morrow to a contract.
July 28, 2008	Re-signed restricted free agent center Andris Biedrins .
September 9, 2008	Signed free agent guard DeMarcus Nelson , free agent guard/forward Dion Dowell and free agent forward Rob Kurz to contracts.
September 12, 2008	Waived center Kosta Perovic .
September 27, 2008	Signed free agent center Justin Williams to a contract.
October 1, 2008	Signed free agent guard Dan Dickau to a contract.
October 9, 2008	Waived guard/forward Dion Dowell and center Justin Williams .
October 19, 2008	Waived guard Dan Dickau .
October 27, 2008	Waived forward Rob Kurz .
October 31, 2008	Exercised the third-year contract options on guard Marco Belinelli and forward Brandan Wright , and declined the fourth-year contract option on guard Marcus Williams .
November 2, 2008	Transferred guard Monta Ellis from the inactive list to the suspended list. Signed forward Rob Kurz to a contract.
November 7, 2008	Named Larry Riley Assistant General Manager.
November 11, 2008	Hired Larry Harris as an assistant coach.
November 14, 2008	Assigned forward Richard Hendrix and guard DeMarcus Nelson to the Bakersfield Jam of the D-League.
November 21, 2008	Acquired guard Jamal Crawford from New York in exchange for forward Al Harrington .
December 16, 2008	Recalled guard DeMarcus Nelson from the Bakersfield Jam of the D-League.
December 18, 2008	Waived forward Richard Hendrix . Transferred guard Monta Ellis from the suspended list to the inactive list.
January 5, 2009	Waived guard DeMarcus Nelson . Signed forward Jermareo Davidson to 10-day contract.
January 15, 2009	Signed forward Jermareo Davidson to second 10-day contract.
January 25, 2009	Signed forward Jermareo Davidson for remainder of season.
March 10, 2009	Waived guard Marcus Williams .

WARRIORS TRANSACTIONS

May 11, 2009 Elected not to renew the contract of **Chris Mullin** as Executive Vice President of Basketball Operations. Promoted **Larry Riley** to General Manager.

2009-10

June 25, 2009 Selected **Stephen Curry** (#7 overall) in the 2009 NBA Draft.
Acquired guards **Acie Law IV** and **Speedy Claxton** from Atlanta in exchange for guard **Jamal Crawford**. Promoted **Travis Schlenk** to Director of Player Personnel and **Scott Pruneau** to Director of Scouting.

July 8, 2009 Signed guard **Stephen Curry** to contract.

July 27, 2009 Waived forward **Jermareo Davidson**.

July 30, 2009 Acquired guard/forward **Devean George** from Toronto in exchange for guard **Marco Belinelli**.

August 18, 2009 Hired **Calbert Cheaney** as Special Assistant.

September 2, 2009 Signed free agent forward **Mikki Moore** to contract.

September 9, 2009 Re-signed restricted free agent guard **C.J. Watson** to contract.

September 11, 2009 Hired **Scott Roth** as assistant coach.

October 1, 2009 Signed free agent forward/center **Shaun Pruitt** and free agent forward **Diamon Simpson** to contracts.

October 3, 2009 Waived forward **Diamon Simpson**.

October 21, 2009 Waived forward **Shaun Pruitt**.

November 16, 2009 Acquired guard **Raja Bell** and forward **Vladimir Radmanovic** from Charlotte in exchange for guard/forward **Stephen Jackson** and guard **Acie Law IV**.
Signed free agent forward **Chris Hunter** to contract.

November 20, 2009 Waived center **Mikki Moore**.

January 4, 2010 Signed free agent guard/forward **Cartier Martin** to 10-day contract.

January 10, 2010 Signed free agent forward **Anthony Tolliver** to 10-day contract.

January 17, 2010 Signed guard/forward **Cartier Martin** to second 10-day contract.

January 20, 2010 Signed forward **Anthony Tolliver** to second 10-day contract.

January 27, 2010 Signed guard **Coby Karl** to 10-day contract.

January 31, 2010 Waived guard **Speedy Claxton**.

February 6, 2010 Signed forward **Anthony Tolliver** for remainder of season.

February 6, 2010 Signed free agent forward **Reggie Williams** to 10-day contract.

March 2, 2010 Signed forward **Reggie Williams** to second 10-day contract.

March 12, 2010 Waived guard **Raja Bell**.

March 22, 2010 Signed forward **Reggie Williams** for the remainder of the season.

June 22, 2010 Acquired guard **Charlie Bell** and center **Dan Gadzuric** from Milwaukee, in exchange for forward **Corey Maggette** and the 44th selection in the 2010 NBA Draft.

2010-11

June 24, 2010 Selected **Ekpe Udoh** (#6 overall) in the 2010 NBA Draft.

July 7, 2010 Signed forward **Ekpe Udoh** to contract.

July 9, 2010 Acquired forward **David Lee** in a sign-and-trade deal with the New York Knicks, in exchange for **Kelenna Azubuike**, **Anthony Randolph**, **Ronny Turiaf** and a 2012 second round draft pick.
Signed free agent forward **Dorell Wright** to a contract.

July 12, 2010 Re-signed restricted free agent guard **Anthony Morrow** to a contract and traded him to the New Jersey Nets, in exchange for a conditional 2011 second round draft pick and a traded player exception.

July 13, 2010 An investor group led by **Joe Lacob** and **Peter Guber** signed a Purchase Agreement to buy the Golden State Warriors for a record price of \$450 million. The sale was still subject to final closing and NBA approval.

July 15, 2010 Signed free agent guard **Jeremy Lin** to a contract.

July 21, 2010 Re-signed restricted free agent guard **C.J. Watson** to a contract and traded him to the Chicago Bulls, in exchange for a 2011 second round draft pick and a traded player exception.

July 22, 2010 Signed free agent guard/forward **Rodney Carney** to a contract.

September 8, 2010 Signed free agent forward **Lou Amundson** to a contract.

September 13, 2010 Signed free agent forwards **Jeff Adrien**, **Vernon Goodridge** and **James Mays**, and guards **Cheyne Gadson** and **Aaron Miles** to contracts.

September 24, 2010



September 27, 2010 **Don Nelson** relinquished his head coaching duties and **Keith Smart** was named head coach. Hired **Jerry Sichting** and **Rob Werdann** as assistant coaches, hired **Mark Price** as shooting coach and promoted **Calbert Cheaney** to assistant coach.

October 2, 2010 Waived forward **James Mays**.

October 7, 2010 Waived guard **Cheyne Gadson**.

October 11, 2010 Waived forward **Vernon Goodridge**.

October 20, 2010 Waived guard **Aaron Miles**.

November 12, 2010 NBA Board of Governors unanimously approved sale of Golden State Warriors from **Christopher Cohan** to a group led by **Joe Lacob** and **Peter Guber**.

December 9, 2010 Waived forward **Jeff Adrien**.

December 9, 2010 Signed free agent guard **Acie Law**.

December 25, 2010 Hired **Lloyd Pierce** as assistant coach.

January 4, 2011 Waived guard/forward **Rodney Carney**.

January 18, 2011 Hired **Troy Wenzel** as head athletic trainer.

February 23, 2011 Acquired forward **Troy Murphy** and 2012 second round pick from New Jersey in exchange for forward **Brandan Wright** and center **Dan Gadzuric**.

February 25, 2011 Signed forward **Jeff Adrien**.

February 28, 2011 Placed forward **Troy Murphy** on waivers.

March 3, 2011 Signed free agent forward **Al Thornton**.

April 14, 2011 Retained **Larry Riley** as general manager/executive vice president of basketball operations and hired **Bob Myers** as assistant general manager/vice president of basketball operations.

April 27, 2011 Informed head coach **Keith Smart** that he would not be retained for the 2011-12 season.

May 20, 2011 Added **Jerry West** as an executive board member.

June 6, 2011 Hired **Mark Jackson** as head coach.

June 7, 2011 Hired **Michael Malone** as lead assistant coach.

June 21, 2011 Mutually agreed to part ways with team president **Robert Rowell**.
Extended qualifying offer to guard/forward **Reggie Williams**.

2011-12

June 23, 2011 Selected **Klay Thompson** (#11 overall) and **Charles Jenkins** (#44) in the 2011 NBA Draft. Acquired draft rights to forward/center **Jeremy Tyler**, who was selected with the 39th pick by the Charlotte Bobcats, in exchange for cap considerations.

June 28, 2011 Purchased the Dakota Wizards franchise in the NBA Development League from Bismarck Professional Basketball LLC.

June 29, 2011 Exercised the fourth-year contract option on guard **Stephen Curry** and the third-year contract option on forward **Ekpe Udoh**.
Charlie Bell was suspended by the NBA for one game without pay for pleading no contest to reckless driving.

June 30, 2011 Waived forward **Jeff Adrien**.

August 4, 2011 Hired **Pete Myers**, **Wes Unseld Jr.** and **Jerry DeGregorio** as assistant coaches.
Hired **Darren Erman** and **Kris Weems** as assistant coaches/player development.

September 26, 2011 Hired **Rick Welts** as president and chief operating officer.

October 6, 2011 Hired **Chad Bergman** as head athletic trainer and **JoHan Wang** as director of athletic performance.

December 9, 2011 Signed second round draft pick **Charles Jenkins**.
Waived guard **Jeremy Lin**.

December 10, 2011 Signed free agent forwards **Gary Flowers** and **Chris Wright** and guard/forward Edwin Ubiles.

December 11, 2011 Waived guard **Charlie Bell** and designated him as the team's amnesty player.
Rescinded qualifying offer to free agent guard/forward **Reggie Williams**.
Signed restricted free agent center **DeAndre Jordan** to an offer sheet (was later matched by L.A. Clippers).

December 13, 2011 Signed first round draft pick **Klay Thompson**, draft-night acquisition **Jeremy Tyler** and free agents **Julian Khazzouh**, **Tommy Mitchell**, **Tim Pickett** and **Tommy Smith**.

WARRIORS TRANSACTIONS

December 14, 2011	Signed free agent center Kwame Brown .
December 15, 2011	Signed free agent forward Dominic McGuire .
December 16, 2011	Were awarded guard Ish Smith off of waivers from Memphis.
December 18, 2011	Waived Gary Flowers , Julian Khazzouh , Tim Pickett and Tommy Smith .
December 19, 2011	Acquired guard Brandon Rush from Indiana in exchange for forward Lou Amundson .
December 21, 2011	Waived Tommy Mitchell and Edwin Ubiles .
January 4, 2012	Signed free agent guard Nate Robinson .
January 13, 2012	Waived guard Ish Smith .
January 14, 2012	Signed free agent center Earl Barron .
February 6, 2012	Waived center Earl Barron .
March 13, 2012	Acquired center Andrew Bogut and guard/forward Stephen Jackson from the Milwaukee Bucks in exchange for Monta Ellis , Ekpe Udoh and Kwame Brown .
March 15, 2012	Acquired forward Richard Jefferson , guard T.J. Ford and a first round draft pick from San Antonio in exchange for guard/forward Stephen Jackson . Acquired a 2012 second round draft pick from the Atlanta Hawks in exchange for cash considerations.
March 17, 2012	Waived guard T.J. Ford .
March 22, 2012	Signed free agent center Mickell Gladness to a 10-day contract.
March 24, 2012	Signed free agent center Keith Benson to a 10-day contract.
April 1, 2012	Signed center Mickell Gladness for the remainder of the season.
April 16, 2012	Signed free agent center Mikki Moore .
April 24, 2012	Promoted Bob Myers to general manager. Announced that Larry Riley would remain with the organization as director of scouting.

2012-13

June 28, 2012	Selected Harrison Barnes (#7 overall), Festus Ezeli (#30), Draymond Green (#35) and Ognjen Kuzmic (#52) in the 2012 NBA Draft.
July 3, 2012	Signed forward Harrison Barnes to a contract.
July 6, 2012	Signed center Festus Ezeli to a contract.
July 11, 2012	Acquired guard Jarrett Jack from the New Orleans Hornets as part of a three-team trade in which the Warriors sent forward Dorell Wright to the Philadelphia 76ers, who also received center Darryl Watkins from New Orleans, while the Hornets received the draft rights to forward Edin Bavec from Philadelphia.
July 26, 2012	Signed free agent guard Kent Bazemore to a contract.
August 1, 2012	Re-signed restricted free agent guard/forward Brandon Rush to a contract. Signed free agent forward Carl Landry to a contract.
August 3, 2012	Signed forward Festus Ezeli to a contract.
September 10, 2012	Hired Bob Beyer as an assistant coach. Promoted Darren Erman to assistant coach.
September 26, 2012	Signed guard Carlton Brown , guard/forward Lance Goulbourne , forward Rick Jackson and guard/forward Tarence Kinsey as free agent training camp invitees.
October 1, 2012	Signed guard Steffhon Hannah as a free agent training camp invitee.
October 13, 2012	Waived guard Steffhon Hannah .
October 24, 2012	Waived guard Carlton Brown , guard/forward Lance Goulbourne , forward Rick Jackson and guard/forward Tarence Kinsey .
October 25, 2012	Exercised the third-year contract option on guard Klay Thompson .
October 31, 2012	Signed guard Stephen Curry to a multi-year contract extension.
February 21, 2013	Traded guard Charles Jenkins to the Philadelphia 76ers, along with cash considerations, in exchange for future draft considerations. Traded forward/center Jeremy Tyler to the Atlanta Hawks, along with cash considerations, in exchange for future draft considerations
March 8, 2013	Signed forward Malcolm Thomas to a 10-day contract as a free agent call-up from the Los Angeles D-Fenders of the NBA Development League.
April 7, 2013	Signed free agent guard Scott Machado to a 10-day contract as a free agent call-up from the Santa Cruz Warriors of the NBA Development League.



April 17, 2013 Signed guard **Scott Machado** for the remainder of the season.
 April 17, 2013 Signed forward/center **Dwayne Jones** as a free agent call-up from the Texas Legends of the NBA Development League to a contract for the remainder of the season.

2013-14

June 27, 2013 Acquired the draft rights to the 26th pick in the First Round of the 2013 NBA Draft (**Andre Roberson**), and guard **Malcolm Lee**, from the Minnesota Timberwolves, in exchange for the Warriors 2014 Second Round pick and cash considerations.
 Acquired the draft rights to the 29th pick in the First Round of the 2013 NBA Draft (**Archie Goodwin**), and cash considerations, from the Oklahoma City Thunder, in exchange for the draft rights to the 26th pick (**Andre Roberson**).
 Acquired the draft rights to the 30th pick in the 2013 NBA Draft (**Nemanja Nedovic**) from the Phoenix Suns, in exchange for the drafts rights to the 29th pick (**Archie Goodwin**) and guard **Malcolm Lee**.
 July 10, 2013 Acquired **Andre Iguodala** from Denver and **Kevin Murphy** from Utah in a three-team trade that sent **Andris Biedrins**, **Richard Jefferson** and **Brandon Rush** to Utah and **Randy Foye** from Utah to Denver.
 July 12, 2013 Signed **Marreese Speights** as a free agent.
 July 18, 2013 Signed **Toney Douglas** as a free agent.
 July 23, 2013 Signed **Jermaine O'Neal** as a free agent.
 July 24, 2013 Waived **Scott Machado**, **Kevin Murphy** and **Dwayne Jones**.
 August 22, 2013 Signed **Seth Curry** as a free agent.
 September 18, 2013 Hired **Lindsey Hunter** as assistant coach.
 September 23, 2013 Signed **Dewayne Dedmon** and **Cameron Jones** as free agents.
 September 27, 2013 Signed 2012 second round draft pick **Ognjen Kuzmic** to a contract.
 Signed **Joe Alexander** as a free agent.
 October 24, 2013 Exercised fourth-year contract option on **Klay Thompson** and third-year contract options on **Harrison Barnes** and **Festus Ezeli**.
 October 25, 2013 Signed **Andrew Bogut** to a multi-year contract extension.
 Waived **Seth Curry**, **Dewayne Dedmon** and **Joe Alexander**.
 November 18, 2013 Signed **Dewayne Dedmon** as a free agent call-up from the Santa Cruz Warriors of NBA Development League.
 December 5, 2013 Waived **Dewayne Dedmon**.
 December 11, 2013 Signed **Hilton Armstrong** as a free agent call-up from the Santa Cruz Warriors of NBA Development League.
 December 29, 2013 Waived **Hilton Armstrong**.
 January 15, 2014 Acquired **Jordan Crawford** and **MarShon Brooks** from Boston in a three-team trade that sent **Toney Douglas** to Miami and **Joel Anthony** from Miami to Boston.
 February 19, 2014 Acquired **Steve Blake** from the Los Angeles Lakers in exchange for **Kent Bazemore** and **MarShon Brooks**.
 February 22, 2014 Signed **Hilton Armstrong** to a 10-day contract as a call-up from the Santa Cruz Warriors of NBA Development League.
 March 30, 2014 Signed **Hilton Armstrong** to a second 10-day contract.
 April 5, 2014 Relieved assistant coach **Darren Erman** of his duties.
 April 9, 2014 Signed **Hilton Armstrong** for the remainder of the season.
 May 19, 2014 Named **Steve Kerr** the 25th head coach in franchise history.
 June 3, 2014 Named **Alvin Gentry** Associate Head Coach, **Ron Adams** and **Luke Walton** assistant coaches and **Jarron Collins** and **Bruce Fraser** player development coaches.

2014-15

July 10, 2014 Signed **Shaun Livingston** as a free agent.
 July 22, 2014 Signed **Brandon Rush** as a free agent.
 July 30, 2014 Waived **Hilton Armstrong**.
 September 2, 2014 Signed **Aaron Craft**, **James Michael McAdoo** and **Mitchell Watt** as free agents.
 September 8, 2014 Signed **Justin Holiday** as a free agent.

WARRIORS TRANSACTIONS

October 4, 2014	Signed Jason Kapono as a free agent.
October 20, 2014	Signed Sean Kilpatrick as a free agent.
October 24, 2014	Waived Aaron Craft, Jason Kapono, Sean Kilpatrick, James Michael McAdoo and Mitchell Watt.
October 30, 2014	Exercised fourth-year contract options on Harrison Barnes and Festus Ezeli and did not exercise the third-year contract option on Nemanja Nedovic.
October 31, 2014	Signed Klay Thompson to a contract extension.
November 11, 2014	Waived Nemanja Nedovic.
January 19, 2015	Signed James Michael McAdoo to a 10-day contract.
February 2, 2015	Signed James Michael McAdoo to a second 10-day contract.
February 19, 2015	Signed James Michael McAdoo for the remainder of the season.
March 13, 2015	The NBA suspended Marreese Speights for one game without pay for pleading no contest to reckless driving, in violation of the law of the State of Florida.

2015-16

June 25, 2015	Selected UCLA forward Kevon Looney (#30 overall) in the 2015 NBA Draft.
June 29, 2015	Exercised the team option on the contract of Marreese Speights for the 2015-16 season.
July 2, 2015	Promoted Larry Harris to director of player personnel, and hired Lachlan Penfold as head of physical performance and sports medicine.
July 7, 2015	Signed Kevon Looney to a contract.
July 9, 2015	Re-signed restricted free agent forward Draymond Green to a multi-year contract.
July 13, 2015	Re-signed unrestricted free agent guard Leandro Barbosa to a contract.
July 27, 2015	Acquired forward Gerald Wallace and guard Chris Babb from the Boston Celtics, in exchange for forward David Lee to the Boston Celtics.
July 29, 2015	Promoted Jarron Collins to assistant coach and promoted Theo Robertson of video coordinator/player development.
July 31, 2015	Acquired forward/center Jason Thompson from the Philadelphia 76ers, in exchange for forward Gerald Wallace , cash and draft considerations.
September 25, 2015	Signed free agent guards Ian Clark and Juan Staten along with free agent forwards Tony Mitchell and Jarell Eddie to contracts. Hired Chelsea Lane as head performance therapist, Michael Irr as performance coach and therapist, and Kurtis Rayfield as physical performance coach. Hired Steve Nash as a player development consultant.
September 28, 2015	Signed free agent guard Ben Gordon to a contract.
October 1, 2015	Announced that Head Coach Steve Kerr , who underwent surgery on his back to repair a ruptured disc in late July and a follow-up surgery in early September, will take a leave of absence from the team.
October 12, 2015	Waived forward Tony Mitchell.
October 14, 2015	Waived guard Ben Gordon.
October 15, 2015	Waived guard Juan Staten.
October 19, 2015	Signed free agent guard/forward Xavier Henry and free agent forward Chris Udofia to contracts.
October 23, 2015	Waived guard Chris Babb , guard/forwards Jarell Eddie and Xavier Henry and forward Chris Udofia.
November 12, 2015	Chris Murphy promoted to President of the Santa Cruz Warriors.
January 22, 2016	Warriors Head Coach Steve Kerr returned from his leave of absence and coached the Warriors against the Indiana Pacers at Oracle Arena.
February 22, 2016	Waived forward/center Jason Thompson. Signed free agent center Anderson Varejao.



**NATIONAL BASKETBALL ASSOCIATION
NBA ENTERTAINMENT**

WOMEN'S NATIONAL BASKETBALL ASSOCIATION

New York

Olympic Tower
645 Fifth Avenue
New York, NY 10022
Telephone: 212-407-8000

New Jersey

100 Plaza Drive
Secaucus, NJ 07094
Telephone: (201) 865-1500

INTERNATIONAL OFFICES

CANADA

50 Bay Street
Suite 1402
Toronto, Ontario
Canada M5J 3A5
Telephone: (416) 682-2000

EUROPE

Headquarters - NBA EMEA

Endeavour House
189 Shaftesbury Avenue
London, United Kingdom WC2H 8JR
Telephone: +44-20-7420-8900

Spain

Pqe. Empresarial "La Finca"
Edif. 17A, 1a
28223 Pozuelo de Alarcon, Madrid, Spain
Telephone: +34-911-517-101
Fax: +34-911-517-120

AFRICA

6th Floor GreenPark Corner, Cnr West
Road South and Lower Road
Morningside 2196
Johannesburg, South Africa
Telephone: +27-100-072-668

INDIA

Tower 1, 10th Floor
Indiabulls Finance Center
Senapati Bapat Marg Mumbai
Maharashtra 400013
Telephone: +91-22-6124-6100

LATIN AMERICA

Brazil

Av Borges de Medeiros, 633
Sala 301 - Leblon
Rio de Janeiro, RJ, Brazil 22430-041
Telephone: +55-21-3206-6400

Mexico

Av Santa Fe 94, Torre A Piso 8, Colonia
Zedec Santa Fe
Mexico DF Mexico 01210
Telephone: +52-55-88511159

ASIA/PACIFIC

Hong Kong

Room 3101, Lee Gardens One
33 Hysan Avenue
Causeway Bay, Hong Kong
Telephone: +852-2843-9600

Taiwan

Suite 1303, No. 88, Section 2
Chung Hsiao East Road
Taipei, Taiwan ROC 100
Telephone: +886-2-2397-8000

Philippines

9/F Regus Office, Net Park
5th Avenue Fort Bonifacio Global City
Taguig, Philippines
Telephone: +63-2-795-2446

China—Beijing

19th Floor, Office Tower 2, China Central Pl
No. 79 Jianguo Road, Chaoyang District
Beijing, China 100025
Telephone: +86-10-5200-8200

China—Shanghai

Unit 2703-2708, 27F, Tower 2 Plaza 66
1366 Nanjing West Road, Jing An District
Shanghai, China 200040
Telephone: +86-21-6137-2200

NBA STORE

666 Fifth Avenue
New York, NY 10103
Telephone: (212) 515-6221
Fax: (212) 515-6249

NATIONAL BASKETBALL ASSOCIATION KEY DATES IN 2017

January 5	10-day contracts may now be signed	April 15	2016 NBA Playoffs begin
January 10	All player contracts are guaranteed for the remainder of the season	May 16	NBA Draft Lottery
February 17-19	NBA All-Star 2016 (New Orleans)	June 1	NBA Finals begin
April 12	2015-16 NBA Regular Season ends	June 22	2016 NBA Draft



2015-16 NBA REGULAR-SEASON STANDINGS

EASTERN CONFERENCE

ATLANTIC DIVISION

Team	W	L	PCT	GB	HOME	ROAD	LAST-10	STREAK
Toronto (2)	56	26	.683	-	32-9	24-17	7-3	Won 4
Boston (5)	48	34	.585	8	28-13	20-21	6-4	Won 1
New York	32	50	.390	24	18-23	14-27	3-7	Lost 2
Brooklyn	21	61	.256	35	14-27	7-34	0-10	Lost 10
Philadelphia	10	72	.122	46	7-34	3-38	1-9	Lost 4

CENTRAL DIVISION

Team	W	L	PCT	GB	HOME	ROAD	LAST-10	STREAK
Cleveland (1)	57	25	.695	-	33-8	24-17	6-4	Lost 1
Indiana (7)	45	37	.549	12	26-15	19-22	7-3	Won 3
Detroit (8)	44	38	.537	13	26-15	18-23	6-4	Won 1
Chicago	42	40	.512	15	26-15	16-25	6-4	Won 3
Milwaukee	33	49	.402	24	23-18	10-31	3-7	Lost 2

SOUTHEAST DIVISION

Team	W	L	PCT	GB	HOME	ROAD	LAST-10	STREAK
Miami (3)	48	34	.585	-	28-13	20-21	6-4	Lost 1
Atlanta (4)	48	34	.585	-	27-14	21-20	6-4	Lost 2
Charlotte (6)	48	34	.585	-	30-11	18-23	7-3	Won 2
Washington	41	41	.500	7	22-19	19-22	6-4	Won 3
Orlando	35	47	.427	13	23-18	12-29	6-4	Lost 1

WESTERN CONFERENCE

SOUTHWEST DIVISION

Team	W	L	PCT	GB	HOME	ROAD	LAST-10	STREAK
San Antonio (2)	67	15	.817	-	40-1	27-14	6-4	Won 2
Dallas (6)	42	40	.512	25	23-18	19-22	7-3	Lost 1
Memphis (7)	42	40	.512	25	26-15	16-25	1-9	Lost 4
Houston (8)	41	41	.500	26	23-18	18-23	6-4	Won 3
New Orleans	30	52	.366	37	21-20	9-32	4-6	Lost 3

NORTHWEST DIVISION

Team	W	L	PCT	GB	HOME	ROAD	LAST-10	STREAK
Oklahoma City (3)	55	27	.671	-	32-9	23-18	5-5	Lost 1
Portland (5)	44	38	.537	11	28-13	16-25	7-3	Won 1
Utah	40	42	.488	15	24-17	16-25	5-5	Lost 2
Denver	33	49	.402	22	18-23	15-26	3-7	Lost 2
Minnesota	29	53	.354	26	14-27	15-26	5-5	Won 1

PACIFIC DIVISION

Team	W	L	PCT	GB	HOME	ROAD	LAST-10	STREAK
Golden State (1)	73	9	.890	-	39-2	34-7	8-2	Won 4
L.A. Clippers (4)	53	29	.646	20	29-12	24-17	8-2	Lost 1
Sacramento	33	49	.402	40	18-23	15-26	5-5	Lost 1
Phoenix	23	59	.280	50	14-27	9-32	3-7	Won 1
L.A. Lakers	17	65	.207	56	12-29	5-36	2-8	Won 1

2016 NBA PLAYOFF RESULTS

NBA FINALS

Cleveland def. Golden State, 4-3

CONFERENCE FINALS

East: Cleveland def. Toronto, 4-2 West: Golden State def. Oklahoma City, 4-3

CONFERENCE SEMIFINALS

East: Cleveland def. Atlanta, 4-0 West: Golden State def. Portland, 4-1
 East: Toronto def. Miami, 4-3 West: Oklahoma City def. San Antonio, 4-2

FIRST ROUND

East: (1) Cleveland def. (8) Detroit, 4-0 West: (1) Golden State def. (8) Houston, 4-1
 East: (4) Atlanta def. (5) Boston, 4-2 West: (5) Portland def. (4) L.A. Clippers, 4-2
 East: (3) Miami def. (6) Charlotte, 4-3 West: (3) Oklahoma City def. (6) Dallas, 4-1
 East: (2) Toronto def. (7) Indiana, 4-3 West: (2) San Antonio def. (7) Memphis, 4-0

2015-16 NBA STATISTICS

FINAL 2015-16 STATISTICS

TEAM	3-PT FIELD GOALS							FREE THROWS				REBOUNDS				MISCELLANEOUS				SCORING	
	M	A	P	M	A	P	ACT.	PCT.	ACT.	PCT.	OFF.	DEF.	TOT.	AST	PF	DQ	STL	T0	BLK	PTS	AVG.
G.S.	82	3489	7159	887	1077	2592	416	3866	1790	673	816	2972	3788	2373	1701	9	689	1245	488	9421	114.9
OKC.	82	3372	7082	476	678	1946	348	1616	2067	782	1071	2916	3987	1883	1691	7	603	1305	487	9038	110.6
Sac.	82	3283	7083	464	660	1839	359	1514	2089	725	868	2760	3628	2009	1676	12	733	1326	368	8740	106.2
Chi.	82	3094	6847	452	878	2533	347	1671	2407	694	930	2601	3531	1821	1790	12	821	1307	430	8737	106.5
Bos.	82	3218	7118	439	717	2142	335	1520	1929	788	950	2733	3683	1981	1796	17	752	1127	348	8669	105.7
Port.	82	3167	7040	450	864	2335	370	1424	1889	754	948	2782	3730	1748	1782	12	562	1200	380	8622	105.1
L.A.-C.	82	3141	6759	465	797	2190	364	1490	2152	692	721	2727	3448	1873	1746	5	709	1063	467	8559	104.5
Clev.	82	3171	6888	460	880	2428	362	1333	1783	748	873	2777	3650	1861	1666	4	551	1114	317	8569	104.4
Wash.	82	3238	7033	460	709	1983	358	1349	1849	730	743	2688	3431	2005	1708	8	708	1186	423	8534	104.1
S.A.	82	3289	6797	484	570	1518	375	1342	1672	803	770	2831	3601	2010	1483	1	677	1071	485	8490	103.5
Cha.	82	3036	6922	439	871	2410	362	1534	1941	790	720	2869	3603	1778	1487	10	595	1029	438	8949	103.4
Atl.	82	3168	6923	458	815	2326	350	1282	1638	783	679	2772	3451	2100	1570	8	747	1226	486	8433	102.7
N.O.	82	3153	7040	448	702	1952	360	1415	1823	776	782	2172	3494	1818	1713	6	633	1102	342	8423	102.7
Tor.	82	3006	6669	451	708	1915	370	1702	2190	777	836	2724	3560	1536	1610	6	636	1073	449	8422	102.7
Minn.	82	3095	6668	464	455	1347	338	1753	2213	792	821	2587	3408	1166	1696	7	656	1231	375	8398	102.4
Dall.	82	3064	6900	444	806	2342	344	1454	1831	794	751	2781	3552	1833	1595	4	560	1047	306	8388	102.3
Ind.	82	3142	6985	450	663	1889	351	1430	1872	764	847	2779	3626	1741	1641	7	742	1219	391	8377	102.2
Det.	82	3242	7120	455	636	1818	350	1249	1649	757	843	2709	3522	1933	1701	13	673	1155	417	8369	102.1
Den.	82	3111	7087	439	740	2148	345	1399	2095	666	921	2777	3798	1594	1557	5	573	1110	304	8361	102.0
Orl.	82	3093	7003	442	656	1949	338	1513	1974	766	941	2718	3659	1858	1723	8	609	1202	395	8355	101.9
Phi.	82	3165	7170	443	651	1753	371	1354	1720	787	907	2889	3796	1870	1545	6	495	1140	470	8335	101.9
Chi.	82	3051	7108	435	738	2118	348	1413	1905	751	943	2733	3678	1701	1858	17	632	1410	313	8271	101.0
Miami	82	3150	6900	460	490	1480	369	1406	1889	744	881	2811	3618	1709	1502	4	535	1155	523	8261	100.9
Mem.	82	3019	6859	440	504	1521	331	1584	2044	783	916	2497	3413	1697	1783	4	724	1090	350	8126	99.1
Milw.	82	3145	6740	467	440	1277	345	1392	1863	747	858	2559	3417	1895	1695	11	672	1247	475	8122	99.0
Brk.	82	3136	6920	453	531	1508	352	1286	1699	757	853	2614	3477	1829	1476	7	627	1122	332	8089	98.6
N.Y.	82	3022	6886	439	610	1762	346	1411	1753	805	850	2788	3638	1862	1616	13	467	1099	466	8065	98.4
Utah	82	2957	6593	449	619	1955	355	1402	1885	744	880	2665	3545	1554	1544	12	420	1274	425	8010	97.7
Phn.	82	2970	6887	431	764	2255	339	1384	1850	694	772	2605	3283	1660	1780	10	680	1343	495	8088	97.4
L.A.-L.	82	2880	6956	414	639	2016	317	1583	2028	781	878	2645	3523	1478	1682	10	593	1124	337	7882	97.3

2015-16 OPPONENTS' STATISTICS

TEAM	3-PT FIELD GOALS							FREE THROWS				REBOUNDS				MISCELLANEOUS				SCORING	
	M	A	P	M	A	P	ACT.	PCT.	ACT.	PCT.	OFF.	DEF.	TOT.	AST	PF	DQ	STL	T0	BLK	PTS	AVG.
S.A.	2928	6709	436	561	1634	331	1221	1611	758	747	2576	3323	1077	1597	3	592	1214	317	7618	92.9	110.6
Utah	2920	6549	446	649	1819	337	1374	1842	746	764	2522	3286	1568	1629	12	652	1146	385	7865	95.9	118.8
Tor.	2991	6732	444	717	1922	373	1354	1809	748	782	2561	3343	1781	1800	10	534	1094	442	8053	98.2	145.8
Clev.	3019	6756	448	647	1862	347	1378	1855	743	760	2604	3364	1736	1690	13	590	1092	362	8063	98.3	6.6
Miami	3054	6916	442	605	1708	347	1365	1763	707	783	2590	3383	1618	1608	10	612	1060	337	8069	98.4	1.6
Atl.	3046	7038	452	679	2000	338	1366	1810	755	944	2869	3811	1708	1500	5	706	1324	411	8137	99.2	3.6
L.A.-C.	3015	6946	434	645	1910	338	1453	2055	751	968	2861	3829	1740	1842	11	583	1260	259	8218	100.2	4.3
Ind.	3065	6962	440	679	2035	334	1428	1901	751	877	2774	3651	1707	1676	10	634	1297	366	8237	100.5	1.7
Cha.	3098	6971	444	726	2080	349	1334	1735	769	726	2936	3662	1901	1670	9	553	1102	448	8256	100.7	2.7
N.Y.	3114	7035	443	626	1837	341	1435	1904	754	890	2733	3623	1703	1520	6	589	927	343	8289	101.1	-2.7
Mem.	2947	6456	456	797	2185	365	1619	2107	768	830	2711	3541	1792	1732	9	576	1327	469	8310	101.3	2.2
Det.	3182	6903	461	966	1679	355	1351	1726	783	725	2763	3488	1766	1773	9	583	1099	366	8311	101.4	0.6
Bos.	3075	6973	441	643	1911	336	1613	2136	755	932	2838	3770	1715	1178	10	622	1348	450	8406	102.5	3.2
Dall.	3144	6971	451	743	2170	342	1382	1873	738	868	2887	3755	1800	1757	9	617	1142	363	8413	102.6	-0.3
OKC.	3150	7192	438	667	1949	342	1474	1950	756	923	2373	3296	1767	1653	12	719	1068	373	8441	102.9	-7.3
Chi.	3234	7333	441	651	1885	345	1337	1813	737	969	2798	3767	1848	1535	15	655	974	465	8456	103.1	-1.5
Milw.	3097	6817	454	765	2171	352	1506	1961	768	942	2583	3525	2033	1660	165	679	1269	462	8465	103.2	-4.2
Orl.	3150	6850	460	732	2041	359	1470	1971	746	832	2800	3632	1899	1497	8	620	1240	448	8502	103.7	-1.6
G.S.	3188	7330	435	640	1928	332	1523	2013	757	937	2662	3599	1823	1627	7	710	1185	336	8539	104.1	10.8
Port.	3146	6945	453	700	1888	371	1562	2129	734	867	2716	3583	1770	1597	4	630	1088	424	8554	104.3	0.8
Wash.	3170	6868	462	737	1987	371	1498	1947	769	773	2858	3631	1846	1651	6	661	1325	356	8576	104.6	-0.5
San.	3182	6904	461	754	2034	371	1491	1958	761	799	2700	3499	1924	1712	8	660	1122	517	8609	105.1	-3.1
Minn.	3276	6982	471	742	2089	355	1394	1842	757	877	2558	3435	1857	1768	12	638	1220	427	8688	106	3.5
Brk.	3345	6984	479	775	2100	369	1227	1608	763	840	2719	3559	2006	1510	4	720	1160	430	8692	106	-7.4
Hou.	3200	6977	459	796	2206	361	1525	2018	756	970	2690										



SCORING AVERAGE

	G	FG	FT	PTS	AVG
1. Curry, G.S.	79	805	363	2375	30.1
2. Harden, Hou.	82	710	720	2376	29.0
3. Durant, OKC.	72	698	447	2029	28.2
4. Cousins, Sac.	65	601	476	1748	26.9
5. James, Cle.	76	737	359	1920	25.3
6. Lillard, Por.	75	618	414	1879	25.1
7. Davis, N.O.	61	560	326	1481	24.3
8. Westbrook, OKC.	80	656	465	1878	23.5
9. DeRozan, Tor.	78	614	555	1830	23.5
10. George, Ind.	81	605	454	1874	23.1
11. Thomas, Bos.	82	591	474	1823	22.2
12. K. Thompson, G.S.	80	651	193	1771	22.1
13. Anthony, N.Y.	72	567	334	1573	21.8
14. Lowry, Tor.	77	512	398	1634	21.2
15. Leonard, S.A.	72	551	292	1523	21.2
16. Butler, Chi.	67	470	395	1399	20.9
17. Walker, Cha.	81	568	371	1689	20.9
18. McCollum, Por.	80	641	187	1666	20.8
19. Wiggins, Min.	81	594	430	1675	20.7
20. Lopez, Brk.	73	591	317	1501	20.6

REBOUNDS PER GAME

	G	OFF	DEF	TOT	AVG
1. Drummond, Det.	81	395	803	1198	14.8
2. Jordan, LA-C	77	267	792	1059	13.8
3. Whiteside, Mia.	73	238	627	865	11.8
4. Howard, Hou.	71	238	597	835	11.8
5. Cousins, Sac.	65	158	589	747	11.5
6. Gasol, Chi.	72	155	638	793	11.0
7. Gobert, Utah	61	208	460	668	11.0
8. Towns, Min.	82	228	629	857	10.5
9. Davis, N.O.	61	130	497	627	10.3
10. Randle, LA-L	81	172	657	829	10.2
11. Love, Cle.	77	149	613	762	9.9
12. Gortat, Was.	75	222	519	741	9.9
13. Green, G.S.	81	134	635	769	9.5
14. Pachulia, Dal.	76	249	469	718	9.4
15. Valanciunas, Tor.	60	184	363	547	9.1
16. Young, Brk.	73	176	484	660	9.0
17. Millsap, Atl.	81	198	534	732	9.0
18. Thompson, Cle.	82	268	470	738	9.0
19. Vucevic, Orl.	65	174	402	576	8.9
20. Monroe, Mil.	79	218	478	696	8.8

ASSISTS PER GAME

	G	AST	AVG
1. Rondo, Sac.	72	839	11.7
2. Westbrook, OKC.	80	834	10.4
3. Wall, Was.	77	789	10.2
4. Paul, LA-C	74	738	10.0
5. Rubio, Min.	76	657	8.6
6. Harden, Hou.	82	612	7.5
7. Green, G.S.	81	598	7.4
8. Lillard, Por.	75	512	6.8
9. James, Cle.	76	514	6.8
10. Curry, G.S.	79	527	6.7
11. Smith, N.O.-Phi.	77	502	6.5
12. Lowry, Tor.	77	494	6.4
13. Payton, Orl.	73	467	6.4
14. Jackson, Det.	79	492	6.2
15. Thomas, Bos.	82	509	6.2
16. Holiday, N.O.	65	391	6.0
17. Teague, Atl.	79	470	5.9
18. Dragic, Mia.	72	419	5.8
19. Williams, Dal.	65	378	5.8
20. Batum, Cha.	70	403	5.8

FIELD GOAL PCT.

	FG	FGA	PCT
1. Jordan, LA-C	357	508	.703
2. Howard, Hou.	372	600	.620
3. Whiteside, Mia.	413	682	.606
4. Kanter, OKC.	414	719	.576
5. Gortat, Was.	433	764	.567
6. Valanciunas, Tor.	303	536	.565
7. Faried, Den.	349	626	.558
8. Towns, Min.	625	1153	.542
9. Lopez, N.Y.	357	662	.539
10. Dieng, Min.	308	579	.532

3-PT FIELD GOAL PCT.

	3FG	3FA	PCT
1. Redick, LA-C	200	421	.475
2. Curry, G.S.	402	886	.454
3. Leonard, S.A.	129	291	.443
4. Bayless, Mil.	101	231	.437
5. McDermott, Chi.	110	259	.425
6. K. Thompson, G.S.	276	650	.425
7. Dudley, Was.	100	238	.420
8. McCollum, Por.	197	472	.417
9. Parsons, Dal.	104	251	.414
10. Calderon, N.Y.	84	203	.414

FREE THROW PCT.

	FT	FTA	PCT
1. Curry, G.S.	363	400	.908
2. Crawford, LA-C	245	271	.904
3. Durant, OKC.	447	498	.898
4. Paul, LA-C	294	328	.896
5. Nowitzki, Dal.	250	280	.893
6. Lillard, Por.	414	464	.892
7. Martin, Min.-S.A.	153	172	.890
8. Middleton, Mil.	277	312	.888
9. Redick, LA-C	182	205	.888
10. Irving, Cle.	169	191	.885

STEALS PER GAME

	G	STL	AVG
1. Curry, G.S.	79	169	2.14
2. Rubio, Min.	76	162	2.13
3. Paul, LA-C	74	152	2.05
4. Lowry, Tor.	77	158	2.05
5. Westbrook, OKC.	80	163	2.04
6. Ariza, Hou.	81	160	1.98
7. Rondo, Sac.	72	141	1.96
8. Wall, Was.	77	145	1.88
9. George, Ind.	87	152	1.88
10. Ellis, Ind.	81	150	1.85

BLOCKS PER GAME

	G	BLK	AVG
1. Whiteside, Mia.	73	269	3.68
2. Jordan, LA-C	77	177	2.30
3. Gobert, Utah	61	135	2.21
4. Davis, N.O.	61	125	2.05
5. Gasol, Chi.	72	146	2.03
6. Ibaka, OKC.	78	148	1.90
7. Porzingis, N.Y.	72	134	1.86
8. Millsap, Atl.	81	139	1.72
9. Lopez, Brk.	73	124	1.70
10. Towns, Min.	82	138	1.68

MINUTES PER GAME

	G	MIN	AVG
1. Harden, Hou.	82	3125	38.1
2. Lowry, Tor.	77	2851	37.0
3. Butler, Chi.	67	2474	36.9
4. Caldwell-Pope, Det.	76	2789	36.7
5. Hayward, Utah	80	2893	36.2
6. Wall, Was.	77	2784	36.2
7. Middleton, Mil.	79	2852	36.1
8. DeRozan, Tor.	78	2804	35.9
9. Durant, OKC.	72	2578	35.8
10. Morris, Det.	80	2856	35.7

Current Warriors In Bold

2015-16 NBA AWARD WINNERS

NBA Most Valuable Player..... **Stephen Curry, Golden State**
(Selected by writers and broadcasters)

NBA Coach of the Year **Steve Kerr, Golden State**
(Selected by writers and broadcasters)

NBA Rookie of the Year..... Karl-Anthony Towns, Minnesota
(Selected by writers and broadcasters)

NBA Most Improved Player..... C.J. McCollum, Portland
(Selected by writers and broadcasters)

NBA Defensive Player of the Year..... Kawhi Leonard, San Antonio
(Selected by writers and broadcasters)

NBA Sixth Man of the Year..... Jamal Crawford, L.A. Clippers
(Selected by writers and broadcasters)

J. Walter Kennedy PBWAA Citizenship Award Wayne Ellington, Brooklyn
(Selected by the Pro Basketball Writers Association of America)

NBA Sportsmanship Award..... Mike Conley, Memphis
(Selected by NBA players)

Twyman-Stokes Teammate of the Year Award..... Vince Carter, Memphis
(Selected by NBA players)

NBA Executive of the Year..... R.C. Buford, San Antonio
(Selected by NBA team executives)

ALL-NBA TEAMS

(Selected by writers and broadcasters)

FIRST TEAM

- F LeBron James, Cleveland
- F Kawhi Leonard, San Antonio
- C DeAndre Jordan, L.A. Clippers
- G Stephen Curry, Golden State**
- G Russell Westbrook, Oklahoma City

SECOND TEAM

- F Kevin Durant, Oklahoma City**
- F Draymond Green, Golden State**
- C DeMarcus Cousins, Sacramento
- G Chris Paul, L.A. Clippers
- G Damian Lillard, Portland

THIRD TEAM

- F Paul George, Indiana
- F LaMarcus Aldridge, San Antonio
- C Andre Drummond, Detroit
- G Klay Thompson, Golden State**
- G Kyle Lowry, Toronto

NBA ALL-DEFENSIVE TEAMS

(Selected by writers and broadcasters)

FIRST TEAM

- F Kawhi Leonard, San Antonio
- F Draymond Green, Golden State**
- C DeAndre Jordan, L.A. Clippers
- G Avery Bradley, Boston
- G Chris Paul, L.A. Clippers

SECOND TEAM

- F Paul Millsap, Atlanta
- F Paul George, Indiana
- C Hassan Whiteside, Miami
- G Tony Allen, Memphis
- G Jimmy Butler, Chicago

NBA ALL-ROOKIE TEAMS

(Selected by writers and broadcasters)

FIRST TEAM

- Karl-Anthony Towns, Minnesota
- Kristaps Porzingis, New York
- Devin Booker, Phoenix
- Nikola Jokic, Denver
- Jahlil Okafor, Philadelphia

SECOND TEAM

- Justise Winslow, Miami
- D'Angelo Russell, L.A. Lakers
- Emmanuel Mudiay, Denver
- Myles Turner, Indiana
- Willie Cauley-Stein, Sacramento

Current Warriors In Bold

OPPONENTS



ATLANTA HAWKS



2016-17 SCHEDULE (ALL TIMES PACIFIC)

Monday, November 28at Golden State (7:30)
 Monday, March 6at Atlanta (4:30)

2015-16 VS. HAWKS (2-0)

February 22 at AtlantaW102-92
 March 1 at Golden StateW109-105 (OT)

CURRENT STREAKS VS. HAWKS

Overall **Won 3 (Won 8 of 9)**
 Last Win March 1, 2016 (109-105, OT)
 Last Loss February 6, 2015 (116-124)
Home **Won 4 (Won 10 of 13)**
 Last Home Win March 1, 2016 (109-105, OT)
 Last Home Loss February 25, 2011 (79-95)
Road **Won 1 (Won 4 of 5)**
 Last Road Win February 22, 2016 (102-92)
 Last Road Loss February 6, 2015 (116-124)

101 MARIETTA ST, SUITE 1900
 ATLANTA, GA 30303
 (404) 878-3800

DIRECTORY

Principal Owner & Chair of the Board of Directors/NBA Governor Tony Ressler
 President of Basketball Operations/Head Coach Mike Budenholzer
 Assistant Coaches Darvin Ham, Taylor Jenkins,
 Charles Lee, Neven Spahija, Ben Sullivan
 Head Athletic Trainer Art Horne
 Vice President of Communications Garin Narain

GENERAL INFORMATION

Team Colors Torch Red, Georgia Granite Gray, Volt Green
 Home Court Philips Arena (18,047)
 Radio WZGC / 92.9 The Game
 Radio Announcer Steve Holman
 Television FOX Sports Southeast
 Television Announcers ... Bob Rathbun, Dominique Wilkins, Andre Aldridge, Olivia Harlan

BACKGROUND

Founded 1949-50, Tri-Cities Blackhawks; 1951-52, Milwaukee Hawks;
 1955-56, St. Louis Hawks; 1968-69, Atlanta Hawks
 2015-16 Record 48-34, Second in Southeast Division
 2016 Playoff Record 4-6, Defeated Boston (4-2), Lost to Cleveland (0-4)

WARRIORS YEARLY RESULTS VS. HAWKS

SEASON	HOME	AWAY	NEUTRAL	TOTAL
Philadelphia Totals	30-6	12-26	17-10	59-42
1962-63	2-3	0-6	1-0	3-9
1963-64	3-3	3-3	—	6-6
1964-65	0-5	0-5	—	0-10
1965-66	2-2	1-3	1-1	4-6
1966-67	3-1	0-2	2-1	5-4
1967-68	1-3	0-3	0-1	1-7
1968-69	1-2	2-2	—	3-4
1969-70	1-2	2-1	0-1	3-4
1970-71	2-1	1-1	—	3-2
1971-72	1-0	1-2	0-1	2-3
1972-73	2-0	1-1	—	3-1
1973-74	1-1	2-0	—	3-1
1974-75	2-0	1-1	—	3-1
1975-76	2-0	0-2	—	2-2
1976-77	2-0	2-0	—	4-0
1977-78	2-0	1-1	—	3-1
1978-79	2-0	1-1	—	3-1
1979-80	0-1	0-1	—	0-2
1980-81	0-1	0-1	—	0-2
1981-82	1-0	1-0	—	2-0
1982-83	1-0	1-0	—	2-0
1983-84	1-0	0-1	—	1-1
1984-85	0-1	0-1	—	0-2
1985-86	1-0	0-1	—	1-1
1986-87	1-0	0-1	—	1-1
1987-88	0-1	0-1	—	0-2
1988-89	1-0	0-1	—	1-1
1989-90	0-1	0-1	—	0-2

SEASON	HOME	AWAY	NEUTRAL	TOTAL
1990-91	1-0	0-1	—	1-1
1991-92	1-0	0-1	—	1-1
1992-93	0-1	0-1	—	0-2
1993-94	1-0	1-0	—	2-0
1994-95	0-1	0-1	—	0-2
1995-96	0-1	1-0	—	1-1
1996-97	0-1	0-1	—	0-2
1997-98	0-1	0-1	—	0-2
1998-99	0-0	0-0	—	0-0
1999-00	1-0	1-0	—	2-0
2000-01	0-1	0-1	—	0-2
2001-02	0-1	0-1	—	0-2
2002-03	1-0	1-0	—	2-0
2003-04	1-0	1-0	—	2-0
2004-05	1-0	1-0	—	2-0
2005-06	1-0	0-1	—	1-1
2006-07	0-1	0-1	—	0-2
2007-08	0-1	1-0	—	1-1
2008-09	1-0	0-1	—	1-1
2009-10	1-0	0-1	—	1-1
2010-11	0-1	0-1	—	0-2
2011-12	—	1-0	—	1-0
2012-13	1-0	1-0	—	2-0
2013-14	1-0	1-0	—	2-0
2014-15	1-0	0-1	—	1-1
2015-16	1-0	1-0	—	2-0
West	49-38	31-57	4-5	84-100
Total	79-44	43-83	21-15	143-142

WARRIORS VS. HAWKS SERIES FACTS (WEST COAST ERA)

Largest winning margin 34 at Atlanta, November 28, 1976 (132-98)
 Largest losing margin 35 at St. Louis, January 25, 1966 (107-142)
 Most points scored 143 vs. Atlanta, November 9, 1990 (143-128)
 Most points allowed 145 at St. Louis, December 8, 1962 (129-145)
 Fewest points scored 79 vs. Atlanta, February 25, 2011 (79-95)*
 Fewest points allowed 72 vs. Atlanta, November 5, 2003 (99-72)
 Most points scored, Warriors (individual) 61, Wilt Chamberlain, vs. St. Louis, December 18, 1962 (130-110)
 Most points scored, Hawks (individual) 45, Dominique Wilkins, at Atlanta, December 29, 1990 (130-134)*
 * Multiple occasions; most recent listed



2016-17 SCHEDULE (ALL TIMES PACIFIC)

Friday, November 18at Boston (5:00)
 Wednesday, March 8at Golden State (7:30)

2015-16 VS. CELTICS (1-1)

December 11 at BostonW 124-119 (20T)
 April 1 at Golden StateL 106-109

CURRENT STREAKS VS. CELTICS

Overall **Lost 1 (Won 6 of 8)**
 Last Win December 11, 2015 (124-119, 20T)
 Last Loss April 1, 2016 (106-109)
Home **Lost 1 (Won 15 of 20)**
 Last Home Win January 25, 2015 (114-111)
 Last Home Loss April 1, 2016 (106-109)
Road **Won 3 (Lost 8 of 12)**
 Last Road Win December 11, 2015 (124-119, 20T)
 Last Road Loss March 1, 2013 (86-94)

**226 CAUSEWAY STREET
 4TH FLOOR
 BOSTON, MA 02114
 (617) 854-8000**

DIRECTORY

Managing Partner, Governor & CEO Wyc Grousbeck
 President of Basketball Operations Danny Ainge
 Head Coach Brad Stevens
 Assistant Coaches Jay Larranaga, Walter McCarty, Michah Shrewsberry,
 Jaime Young, Jerome Allen
 Athletic Trainer Ed Lacerate
 Vice President, Media Services/Alumni Relations Jeff Twiss

GENERAL INFORMATION

Team Colors Green, Gold, Beige, Brown, White and Black
 Home Court TD Garden (18,624)
 Radio CBS Radio Boston
 Radio Announcers Sean Grande, Cedric Maxwell
 Television Comcast SportsNet
 Television Announcers Mike Gorman, Tom Heinsohn, Brian Scalabrine, Abby Chin

BACKGROUND

Founded 1946-47
 2015-16 Record 48-34, Second in Atlantic Division
 2016 Playoff Record 2-4, Lost to Atlanta (2-4)

WARRIORS YEARLY RESULTS VS. CELTICS

SEASON	HOME	AWAY	NEUTRAL	TOTAL
Philadelphia Totals	42-26	13-53	11-16	66-95
1962-63	1-3	0-4	0-1	1-8
1963-64	2-2	1-3	—	3-5
1964-65	1-4	0-5	—	1-9
1965-66	1-4	0-2	1-2	2-8
1966-67	2-2	0-3	1-1	3-6
1967-68	2-1	1-3	—	3-4
1968-69	2-1	1-2	—	3-3
1969-70	2-0	2-1	0-1	4-2
1970-71	0-3	2-0	—	2-3
1971-72	2-0	1-2	—	3-2
1972-73	1-1	0-2	—	1-3
1973-74	0-2	1-1	—	1-3
1974-75	1-1	1-0	1-0	3-1
1975-76	2-0	0-2	—	2-2
1976-77	1-1	2-0	—	3-1
1977-78	1-1	1-1	—	2-2
1978-79	1-1	0-1	—	1-2
1979-80	0-1	0-1	—	0-2
1980-81	1-0	0-1	—	1-1
1981-82	1-0	0-1	—	1-1
1982-83	1-0	0-1	—	1-1
1983-84	0-1	0-1	—	0-2
1984-85	0-1	0-1	—	0-2
1985-86	0-1	0-1	—	0-2
1986-87	0-1	0-1	—	0-2
1987-88	0-1	0-1	—	0-2
1988-89	1-0	0-1	—	1-1
1989-90	0-1	1-0	—	1-1

SEASON	HOME	AWAY	NEUTRAL	TOTAL
1990-91	0-1	1-0	—	1-1
1991-92	1-0	0-1	—	1-1
1992-93	0-1	0-1	—	0-2
1993-94	1-0	0-1	—	1-1
1994-95	0-1	0-1	—	0-2
1995-96	1-0	1-0	—	2-0
1996-97	1-0	0-1	—	1-1
1997-98	1-0	0-1	—	1-1
1998-99	0-0	0-0	—	0-0
1999-00	1-0	0-1	—	1-1
2000-01	1-0	1-0	—	2-0
2001-02	1-0	0-1	—	1-1
2002-03	0-1	1-0	—	1-1
2003-04	0-1	0-1	—	0-2
2004-05	1-0	0-1	—	1-1
2005-06	1-0	0-1	—	1-1
2006-07	1-0	1-0	—	2-0
2007-08	1-0	0-1	—	1-1
2008-09	1-0	0-1	—	1-1
2009-10	1-0	0-1	—	1-1
2010-11	0-1	0-1	—	0-2
2011-12	0-1	—	—	0-1
2012-13	1-0	0-1	—	1-1
2013-14	1-0	1-0	—	2-0
2014-15	1-0	1-0	—	2-0
2015-16	0-1	1-0	—	1-1
West	43-42	22-58	3-5	68-105
Total	85-68	35-111	14-21	134-200

WARRIORS VS. CELTICS SERIES FACTS (WEST COAST ERA)

Largest winning margin 38 at Boston, December 31, 1970 (144-106)
 Largest losing margin 49 at Boston, March 9, 1969 (89-138)
 Most points scored 144 at Boston, December 31, 1970 (144-106)
 Most points allowed 143 at Boston, December 11, 1965 (106-143)
 Fewest points scored 75 vs. Boston, February 14, 1978 (75-98)
 Fewest points allowed 75 vs. Boston, February 13, 2002 (92-75)*
 Most points scored, Warriors (individual) 50, Rick Barry, vs. Boston, February 14, 1967 (128-122)*
 Most points scored, Celtics (individual) 41, Larry Bird, vs. Boston, January 2, 1988 (110-115)*
 * Multiple occasions; most recent listed

BROOKLYN NETS



2016-17 SCHEDULE (ALL TIMES PACIFIC)

Thursday, December 22 at Brooklyn (4:30)
 Saturday, February 25 at Golden State (7:30)

2015-16 VS. NETS (2-0)

November 14 at Golden State W 107-99 (OT)
 December 6 at Brooklyn W 114-98

CURRENT STREAKS VS. NETS

Overall **Won 2 (Won 12 of 17)**
 Last Win December 6, 2015 (114-98)
 Last Loss March 2, 2015 (108-110)
Home **Won 4 (Won 10 of 11)**
 Last Home Win November 14, 2015 (107-99, OT)
 Last Home Loss March 30, 2012 (100-102)
Road **Won 1 (Lost 14 of 18)**
 Last Road Win December 6, 2015 (114-98)
 Last Road Loss March 2, 2015 (108-110)

15 METRO TECH CENTER
11TH FLOOR
BROOKLYN, NY 11201
(718) 933-3000

DIRECTORY

Principal Owner Mikhail Prokhorov
 General Manager Sean Marks
 Head Coach Kenny Atkinson
 Assistant Coaches Jacque Vaughn, Chris Fleming, Bret Brielmairer
 Head Athletic Trainer/Physical Therapist Lloyd Beckett
 Senior Director of Public Relations Aaron Harris

GENERAL INFORMATION

Team Colors Black & White
 Home Court Barclays Center (17,732)
 Radio WFAN (660 AM/101.9 FM)
 Radio Announcers Chris Carrino, Tim Capstraw
 Television YES Network
 Television Announcers Ian Eagle, Mike Fratello, Sarah Kustok,
 Donny Marshall, Ryan Ruocco, Jim Spanarkel

BACKGROUND

Founded 1967-68, New Jersey Americans; 1968-69, New York Nets;
 1977-78, New Jersey Nets; 2012-13, Brooklyn Nets
 2015-16 Record 21-61, Fourth in Atlantic Division
 2016 Playoff Record Did Not Qualify

WARRIORS YEARLY RESULTS VS. NETS

SEASON	HOME	AWAY	NEUTRAL	TOTAL
1976-77	1-1	2-0	—	3-1
1977-78	2-0	1-1	—	3-1
1978-79	1-1	0-2	—	1-3
1979-80	1-0	1-0	—	2-0
1980-81	1-0	0-1	—	1-1
1981-82	1-0	0-1	—	1-1
1982-83	0-1	0-1	—	0-2
1983-84	0-1	1-0	—	1-1
1984-85	0-1	1-0	—	1-1
1985-86	0-1	1-0	—	1-1
1986-87	1-0	1-0	—	2-0
1987-88	1-0	1-0	—	2-0
1988-89	1-0	1-0	—	2-0
1989-90	1-0	1-0	—	2-0
1990-91	0-1	1-0	—	1-1
1991-92	1-0	1-0	—	2-0
1992-93	0-1	1-0	—	1-1
1993-94	0-1	0-1	—	0-2
1994-95	0-1	1-0	—	1-1
1995-96	1-0	1-0	—	2-0
1996-97	1-0	1-0	—	2-0

SEASON	HOME	AWAY	NEUTRAL	TOTAL
1997-98	0-1	0-1	—	0-2
1998-99	0-0	0-0	—	0-0
1999-00	0-1	0-1	—	0-2
2000-01	1-0	0-1	—	1-1
2001-02	1-0	0-1	—	1-1
2002-03	1-0	0-1	—	1-1
2003-04	0-1	0-1	—	0-2
2004-05	0-1	0-1	—	0-2
2005-06	1-0	0-1	—	1-1
2006-07	1-0	0-1	—	1-1
2007-08	1-0	0-1	—	1-1
2008-09	1-0	1-0	—	2-0
2009-10	1-0	1-0	—	2-0
2010-11	1-0	0-1	—	1-1
2011-12	0-1	0-1	—	0-2
2012-13	1-0	1-0	—	2-0
2013-14	1-0	0-1	—	1-1
2014-15	1-0	0-1	—	1-1
2015-16	1-0	1-0	—	2-0
Total	27-15	21-21	—	48-36

WARRIORS VS. NETS SERIES FACTS

Largest winning margin 38 vs. New York Nets, April 7, 1977 (124-86)
 Largest losing margin 28 at New Jersey, December 18, 2005 (90-118)
 Most points scored 153 at New Jersey, March 28, 1992 (153-148, OT)
 Most points allowed 148 at New Jersey, March 28, 1992 (153-148, OT)
 Fewest points scored 70 at New Jersey, December 31, 2003 (70-88)
 Fewest points allowed 78 vs. New Jersey Nets, March 5, 2004 (74-78)
 Most points scored, Warriors (individual) 59, Purvis Short, vs. New Jersey, November 17, 1984 (114-131)
 Most points scored, Nets (individual) 41, Jason Kidd, vs. New Jersey, January 23, 2003 (105-97)



2016-17 SCHEDULE (ALL TIMES PACIFIC)

Wednesday, January 25.....at Charlotte (5:00)
 Wednesday, February 1.....at Golden State (7:30)

2015-16 VS. HORNETS (2-0)

December 2 at CharlotteW.....116-99
 January 4 at Golden StateW.....111-101

CURRENT STREAKS VS. HORNETS

Overall **Won 4 (Won 6 of 8)**
 Last Win January 4, 2016 (111-101)
 Last Loss February 4, 2014 (75-91)
Home **Won 2 (Won 3 of 4)**
 Last Home Win January 4, 2016 (111-101)
 Last Home Loss February 4, 2014 (75-91)
Road **Won 2 (Won 5 of 8)**
 Last Road Win December 2, 2015 (116-99)
 Last Road Loss December 9, 2013 (111-115)

333 E. TRADE STREET
CHARLOTTE, NC 28202
(704) 688-8600

DIRECTORY

Chairman.....Michael Jordan
 General Manager.....Rich Cho
 Head Coach.....Steve Clifford
 Associate Head Coach.....Patrick Ewing
 Assistant Coaches.....Stephen Silas, Pat Delany, Bob Weiss
 Head Athletic Trainer.....Steve Hetzel, Bruce Kruetzer
 Vice President of Communications.....Mike Cristaldi

GENERAL INFORMATION

Team Colors.....Purple, Teal, Black, Cool Gray, Light Blue
 Home Court.....Spectrum Center (19,077)
 Radio.....WFNZ
 Radio Announcer.....Steve Martin, Matt Carroll
 Television.....Fox Sports Southeast
 Television Announcers.....Eric Collins, Dell Curry, Stephanie Ready

BACKGROUND

Founded.....1988-89, Charlotte Hornets;
2004-05, Charlotte Bobcats; 2014-15, Charlotte Hornets
 2015-16 Record.....48-34, Third in Southeast Division
 2016 Playoff Record.....3-4, Lost to Miami (3-4)

WARRIORS YEARLY RESULTS VS. HORNETS

SEASON	HOME	AWAY	NEUTRAL	TOTAL
1988-89	1-0	1-0	—	2-0
1989-90	2-0	0-2	—	2-2
1990-91	1-0	0-1	—	1-1
1991-92	1-0	0-1	—	1-1
1992-93	0-1	0-1	—	0-2
1993-94	1-0	1-0	—	2-0
1994-95	0-1	0-1	—	0-2
1995-96	1-0	1-0	—	2-0
1996-97	0-1	0-1	—	0-2
1997-98	1-0	0-1	—	1-1
1998-99	1-0	0-0	—	1-0
1999-00	0-1	0-1	—	0-2
2000-01	0-1	0-1	—	0-2
2001-02	0-1	0-1	—	0-2

SEASON	HOME	AWAY	NEUTRAL	TOTAL
2004-05	1-0	1-0	—	2-0
2005-06	1-0	0-1	—	1-1
2006-07	1-0	0-1	—	1-1
2007-08	1-0	0-1	—	1-1
2008-09	0-1	1-0	—	1-1
2009-10	0-1	0-1	—	0-2
2010-11	0-1	1-0	—	1-1
2011-12	—	0-1	—	0-1
2012-13	1-0	1-0	—	2-0
2013-14	0-1	0-1	—	0-2
2014-15	1-0	1-0	—	2-0
2015-16	1-0	1-0	—	2-0
Total	16-10	9-17	—	25-27

WARRIORS VS. HORNETS SERIES FACTS

Largest winning margin.....31 vs. Charlotte, February 1, 2008 (127-96)
 Largest losing margin.....30 vs. Charlotte, March 3, 1995 (86-116)
 Most points scored.....138 vs. Charlotte, March 5, 1990 (138-117)
 Most points allowed.....132 at Charlotte, February 6, 1992 (113-132)
 Fewest points scored.....75 vs. Charlotte, February 4, 2014 (75-91)
 Fewest points allowed.....77 vs. Charlotte, February 18, 1998 (88-77)
 Most points scored, Warriors (individual).....50, Jamal Crawford, at Charlotte, December, 2008 (110-103)
 Most points scored, Hornets (individual).....42, Jason Richardson, at Charlotte, March 5, 2008 (109-118)

CHICAGO BULLS



2016-17 SCHEDULE (ALL TIMES PACIFIC)

Wednesday, February 8at Golden State (7:30)
 Thursday, March 2at Chicago (5:00)

2015-16 VS. BULLS (2-0)

November 20 at Golden State.....W.....106-94
 January 20 at ChicagoW.....125-94

CURRENT STREAKS VS. BULLS

Overall**Won 2 (Won 4 of 6)**
 Last Win January 20, 2016 (125-94)
 Last Loss January 27, 2015 (111-113, OT)
Home**Won 1 (Won 13 of 17)**
 Last Home Win November 20, 2015 (106-94)
 Last Home Loss January 27, 2015 (111-113, OT)
Road**Won 2 (Lost 17 of 22)**
 Last Road Win January 20, 2016 (125-94)
 Last Road Loss February 26, 2014 (83-103)

1901 W. MADISON STREET
CHICAGO, IL 60612
(312) 455-4000

DIRECTORY

Chairman Jerry Reinsdorf
 Executive Vice President of Basketball Operations John Paxson
 Head Coach Fred Hoiberg
 Associate Head Coach Jim Boylen
 Assistant Coaches Pete Myers, Randy Brown, Mike Wilhelm, Charlie Henry
 Director of Sports Performance Chip Schaefer
 Head Athletic Trainer Jeff Tanaka
 Senior Director of Public & Media Relations Tim Hallam

GENERAL INFORMATION

Team Colors Red, White, Black
 Home Court United Center (20,917)
 Radio WLS (AM 890)
 Radio Announcers Chuck Swirsky, Bill Wennington
 Spanish Radio WRTO (1200 AM)
 Radio Announcers Omar Ramos, Matt Moreno
 Television WGN (Channel 9), Comcast SportsNet Chicago
 Television Announcers Neil Funk, Stacey King

BACKGROUND

Founded 1966-67
 2015-16 Record 42-40, Fourth in Central Division
 2016 Playoff Record Did Not Qualify

WARRIORS YEARLY RESULTS VS. BULLS

SEASON	HOME	AWAY	NEUTRAL	TOTAL	SEASON	HOME	AWAY	NEUTRAL	TOTAL
1966-67	3-0	2-2	1-1	6-3	1992-93	0-1	0-1	—	0-2
1967-68	3-1	3-1	—	6-2	1993-94	0-1	0-1	—	0-2
1968-69	1-3	2-1	—	3-4	1994-95	0-1	0-1	—	0-2
1969-70	1-2	1-1	0-1	2-4	1995-96	0-1	0-1	—	0-2
1970-71	0-2	2-1	0-1	2-4	1996-97	0-1	0-1	—	0-2
1971-72	1-1	1-2	1-0	3-3	1997-98	0-1	0-1	—	0-2
1972-73	1-2	2-1	—	3-3	1998-99	0-0	0-0	—	0-0
1973-74	1-2	1-2	—	2-4	1999-00	1-0	1-0	—	2-0
1974-75	1-1	0-2	—	1-3	2000-01	1-0	1-0	—	2-0
1975-76	2-0	2-1	—	4-1	2001-02	1-0	0-1	—	1-1
1976-77	1-1	1-1	—	2-2	2002-03	1-0	0-1	—	1-1
1977-78	1-1	2-0	—	3-1	2003-04	1-0	0-1	—	1-1
1978-79	0-2	1-1	—	1-3	2004-05	1-0	0-1	—	1-1
1979-80	1-2	1-2	—	2-4	2005-06	1-0	0-1	—	1-1
1980-81	1-0	0-1	—	1-1	2006-07	1-0	0-1	—	1-1
1981-82	1-0	1-0	—	2-0	2007-08	0-1	1-0	—	1-1
1982-83	0-1	0-1	—	0-2	2008-09	0-1	0-1	—	0-2
1983-84	0-1	0-1	—	0-2	2009-10	1-0	0-1	—	1-1
1984-85	1-0	0-1	—	1-1	2010-11	1-0	0-1	—	1-1
1985-86	0-1	0-1	—	0-2	2011-12	1-0	—	—	1-0
1986-87	1-0	1-0	—	2-0	2012-13	0-1	0-1	—	0-2
1987-88	0-1	0-1	—	0-2	2013-14	1-0	0-1	—	1-1
1988-89	1-0	0-1	—	1-1	2014-15	0-1	1-0	—	1-1
1989-90	0-1	0-1	—	0-2	2015-16	1-0	1-0	—	2-0
1990-91	1-0	0-1	—	1-1	Total	36-36	29-44	2-3	67-83
1991-92	0-1	1-0	—	1-1					

WARRIORS VS. BULLS SERIES FACTS

Largest winning margin 35 at Chicago, January 19, 1973 (115-80)
 Largest losing margin 33 at Chicago, February 22, 1997 (87-120)
 Most points scored 142 at Chicago, February 5, 1967 (142-141, OT)
 Most points allowed 141 at Chicago, February 5, 1967 (142-141, OT)
 Fewest points scored 80 vs. Chicago, January 30, 1998 (80-87)*
 Fewest points allowed 77 vs. Chicago, November 21, 2000 (89-77)
 Most points scored, Warriors (individual) 52, Rick Barry, vs. Chicago at Fresno, CA, February 16, 1967 (125-124)
 Most points scored, Bulls (individual) 49, Michael Jordan, vs. Chicago, November 24, 1992 (92-101)
 * Multiple occasions; most recent listed



2016-17 SCHEDULE (ALL TIMES PACIFIC)

Sunday, December 25.....at Cleveland (11:30 a.m.)
 Monday, January 16.....at Golden State (5:00)

2015-16 VS. CAVALIERS (2-0)

December 25 at Golden State.....W.....89-83
 January 18 at Cleveland.....W.....132-98

CURRENT STREAKS VS. CAVALIERS

Overall..... **Won 2 (Won 9 of 11)**
 Last Win..... January 18, 2016 (132-98)
 Last Loss..... February 26, 2015 (99-110)
Home..... **Won 2 (Won 4 of 5)**
 Last Home Win..... December 25, 2015 (89-83)
 Last Home Loss..... March 14, 2014 (94-103)
Road..... **Won 1 (Won 5 of 6)**
 Last Road Win..... January 18, 2016 (132-98)
 Last Road Loss..... February 26, 2015 (99-110)

ONE CENTER COURT
 CLEVELAND, OH 44115
 (216) 420-2000

DIRECTORY

Chairman..... Dan Gilbert
 General Manager..... David Griffin
 Head Coach..... Tyrronn Lue
 Associate Head Coach..... Larry Drew
 Assistant Coaches..... Jim Boylan, Mike Longabardi, James Posey, Damon Jones
 Director of Player Development/Assistant Coach..... Phil Handy
 Head Athletic Trainer..... Stephen Spiro
 Senior Vice President, Communications..... Tad Carper

GENERAL INFORMATION

Team Colors..... Wine, Gold
 Home Court..... Quicken Loans Arena (20,562)
 Radio..... WTAM (1100 AM)
 Radio Announcer..... John Michael, Jim Chones, Mike Snyder
 Spanish Radio..... LA MEGA (87.7 FM)
 Spanish Radio Announcer..... Rafael Hernández Brito
 Television..... FOX Sports Ohio
 Television Announcers..... Fred McLeod, Austin Carr, Allie Clifton

BACKGROUND

Founded..... 1970-71
 2015-16 Record..... 16-5, Defeated Detroit (4-0), Defeated Atlanta (4-0),
 2016 Playoff Record..... Defeated Toronto (4-2), Defeated Golden State (4-3)

WARRIORS YEARLY RESULTS VS. CAVALIERS

SEASON	HOME	AWAY	NEUTRAL	TOTAL	SEASON	HOME	AWAY	NEUTRAL	TOTAL
1970-71	2-0	1-1	—	3-1	1994-95	0-1	0-1	—	0-2
1971-72	2-0	2-0	—	4-0	1995-96	0-1	0-1	—	0-2
1972-73	1-1	2-0	—	3-1	1996-97	1-0	0-1	—	1-1
1973-74	2-0	2-0	—	4-0	1997-98	0-1	0-1	—	0-2
1974-75	2-0	0-2	—	2-2	1998-99	0-0	0-1	—	0-1
1975-76	2-0	1-1	—	3-1	1999-00	1-0	0-1	—	1-1
1976-77	2-0	0-2	—	2-2	2000-01	0-1	0-1	—	0-2
1977-78	2-0	0-2	—	2-2	2001-02	1-0	0-1	—	1-1
1978-79	0-1	1-1	—	1-2	2002-03	1-0	0-1	—	1-1
1979-80	0-1	0-1	—	0-2	2003-04	1-0	1-0	—	2-0
1980-81	1-0	0-1	—	1-1	2004-05	0-1	0-1	—	0-2
1981-82	1-0	0-1	—	1-1	2005-06	1-0	1-0	—	2-0
1982-83	0-1	0-1	—	0-2	2006-07	0-1	0-1	—	0-2
1983-84	1-0	0-1	—	1-1	2007-08	0-1	1-0	—	1-1
1984-85	0-1	1-0	—	1-1	2008-09	0-1	0-1	—	0-2
1985-86	1-0	1-0	—	2-0	2009-10	0-1	0-1	—	0-2
1986-87	0-1	1-0	—	1-1	2010-11	1-0	1-0	—	2-0
1987-88	1-0	1-0	—	2-0	2011-12	—	1-0	—	1-0
1988-89	1-0	0-1	—	1-1	2012-13	1-0	1-0	—	2-0
1989-90	1-0	0-1	—	1-1	2013-14	0-1	1-0	—	1-1
1990-91	1-0	1-0	—	2-0	2014-15	1-0	0-1	—	1-1
1991-92	1-0	0-1	—	1-1	2015-16	1-0	1-0	—	2-0
1992-93	0-1	0-1	—	0-2	Total	34-18	22-33	—	56-51
1993-94	0-1	0-1	—	0-2					

WARRIORS VS. CAVALIERS SERIES FACTS

Largest winning margin..... 40 vs. Cleveland, March 8, 1990 (145-105)
 Largest losing margin..... 33 at Cleveland, January 23, 1989 (109-142)
 Most points scored..... 145 vs. Cleveland, March 8, 1990 (145-105)
 Most points allowed..... 142 at Cleveland, January 23, 1989 (109-142)
 Fewest points scored..... 64 vs. Cleveland, March 30, 1996 (64-90)
 Fewest points allowed..... 74 vs. Cleveland, November 10, 1970 (109-74)
 Most points scored, Warriors (individual)..... 48, Rick Barry, vs. Cleveland, October 19, 1974 (113-110)
 Most points scored, Cavaliers (individual)..... 42, LeBron James, at Cleveland, February 26, 2015 (99-110)

DALLAS MAVERICKS



2016-17 SCHEDULE (ALL TIMES PACIFIC)

Wednesday, November 9.....at Golden State (7:30)
 Friday, December 30.....at Golden State (7:30)
 Tuesday, March 21.....at Dallas (5:30)

2015-16 VS. MAVERICKS (3-1)

December 30 at Dallas.....L.....91-114
 January 27 at Golden State.....W.....127-107
 March 18 at Dallas.....W.....130-112
 March 25 at Golden State.....W.....128-120

CURRENT STREAKS VS. MAVERICKS

Overall.....**Won 3 (Won 12 of 15)**
 Last Win.....March 25, 2016 (128-120)
 Last Loss.....December 30, 2015 (91-114)
Home.....**Won 7 (Won 9 of 10)**
 Last Home Win.....March 25, 2016 (128-120)
 Last Home Loss.....April 12, 2012 (103-112)
Road.....**Won 1 (Won 5 of 8)**
 Last Road Win.....March 18, 2016 (130-112)
 Last Road Loss.....December 30, 2015 (91-114)

AMERICAN AIRLINES CENTER
2500 VICTORY AVENUE
DALLAS, TX 75219
(214) 665-4660

DIRECTORY

Owner.....Mark Cuban
 President of Basketball Operations/General Manager.....Donn Nelson
 Head Coach.....Rick Carlisle
 Assistant Coaches.....Kaleb Canales, Melvin Hunt, Jamahl Mosley, Darrell Armstrong,
 Larry Shyatt
 Head Athletic Trainer.....Casey Smith
 Vice President, Basketball Communications.....Sarah Melton

GENERAL INFORMATION

Team Colors.....Blue, Black and Silver
 Home Court.....American Airlines Center (19,200)
 Radio.....ESPN Radio (103.3 FM)
 Radio Announcers.....Chuck Cooperstein, Brad Davis
 Spanish Radio.....ESPN Deportes (1540 AM)
 Spanish Announcer.....Victor Villalba
 Television.....FOX Sports Southwest
 Television Announcers.....Mark Followill, Derek Harper, Jeff Wade

BACKGROUND

Founded.....1980-81
 2015-16 Record.....42-40, Second in Southwest Division
 2016 Playoff Record.....1-4, Lost to Oklahoma City (1-4)

WARRIORS YEARLY RESULTS VS. MAVERICKS

SEASON	HOME	AWAY	NEUTRAL	TOTAL
1980-81	2-1	1-1	—	3-2
1981-82	2-0	3-0	—	5-0
1982-83	2-1	0-2	—	2-3
1983-84	1-1	0-3	—	1-4
1984-85	1-2	0-2	—	1-4
1985-86	1-1	0-3	—	1-4
1986-87	0-3	0-2	—	0-5
1987-88	1-1	0-3	—	1-4
1988-89	2-0	1-1	—	3-1
1989-90	1-1	0-2	—	1-3
1990-91	1-1	1-1	—	2-2
1991-92	2-0	2-0	—	4-0
1992-93	2-0	2-0	—	4-0
1993-94	2-0	2-0	—	4-0
1994-95	0-2	1-1	—	1-3
1995-96	1-1	1-1	—	2-2
1996-97	2-0	2-0	—	4-0
1997-98	2-0	1-1	—	3-1
1998-99	1-1	1-1	—	2-2

SEASON	HOME	AWAY	NEUTRAL	TOTAL
1999-00	0-2	0-2	—	0-4
2000-01	0-2	0-2	—	0-4
2001-02	0-2	0-2	—	0-4
2002-03	0-2	0-2	—	0-4
2003-04	1-1	0-2	—	1-3
2004-05	0-2	1-1	—	1-3
2005-06	1-1	2-0	—	3-1
2006-07	2-0	1-0	—	3-0
2007-08	1-1	0-2	—	1-3
2008-09	1-0	0-2	—	1-2
2009-10	0-2	1-1	—	1-3
2010-11	1-1	0-2	—	1-3
2011-12	1-1	0-1	—	1-2
2012-13	1-0	1-1	—	2-1
2013-14	2-0	1-1	—	3-1
2014-15	2-0	2-0	—	4-0
2015-16	2-0	1-1	—	3-1
Total	41-33	28-46	—	69-79

WARRIORS VS. MAVERICKS SERIES FACTS

Largest winning margin.....41 at Dallas, April 2, 1993 (134-93)
 Largest losing margin.....45 vs. Dallas, January 15, 1985 (104-149)
 Most points scored.....143 at Dallas, January 18, 1992 (143-141)
 Most points allowed.....149 vs. Dallas, January 15, 1985 (104-149)
 Fewest points scored.....73 at Dallas, March 20, 2011 (73-101)*
 Fewest points allowed.....79 vs. Dallas, February 19, 1999 (84-79)*
 Most points scored, Warriors (individual).....51, Stephen Curry, vs. Dallas, February 4, 2015 (128-114)
 Most points scored, Mavericks (individual).....51, Dirk Nowitzki, at Dallas, March 23, 2006 (122-121)
 * Multiple occasions; most recent listed



2016-17 SCHEDULE (ALL TIMES PACIFIC)

Thursday, November 10.....at Denver (6:00)
 Monday, January 2.....at Golden State (7:30)
 Monday, February 13.....at Denver (6:00)

2015-16 VS. NUGGETS (3-1)

November 6 at Golden State.....W 119-104
 November 22 at Denver.....W 118-105
 January 2 at Golden State.....W 111-108 (OT)
 January 13 at Denver.....L 110-112

CURRENT STREAKS VS. NUGGETS

Overall.....**Lost 1 (Won 6 of 8)**
 Last Win..... January 2, 2016 (111-108, OT)
 Last Loss..... January 13, 2016 (110-112)
Home.....**Won 4 (Won 7 of 10)**
 Last Home Win..... January 2, 2016 (111-108, OT)
 Last Home Loss..... April 10, 2014 (99-100)
Road.....**Lost 1 (Lost 18 of 23)**
 Last Road Win..... November 22, 2015 (118-105)
 Last Road Loss..... January 13, 2016 (110-112)

1000 CHOPPER PLACE
DENVER, CO 80204
(303) 405-1100

DIRECTORY

Owner..... E. Stanley Kroenke
 GM & Executive Vice President of Basketball Operations..... Tim Connelly
 Head Coach..... Michael Malone
 Assistant Coaches..... Wes Unseld Jr., Micah Nori, Jordi Fernandez
 Ryan Bowen, Chris Finch
 Head Athletic Trainer..... Dan Shimensky
 Media Relations Director..... Tim Gelt

GENERAL INFORMATION

Team Colors.....Dark Blue, Light Blue and Yellow
 Home Court.....Pepsi Center (19,718)
 Radio.....Altitude Radio Network
 Radio Announcer.....Jason Kosmicki
 Television.....Altitude Sports & Entertainment
 Television Announcers.....Chris Marlowe, Scott Hastings, Ally Sturm

BACKGROUND

Founded.....1967-68, Denver Rockets; 1974-75, Denver Nuggets
 2015-16 Record.....30-52, Fourth in Northwest Division
 2016 Playoff Record.....Did Not Qualify

WARRIORS YEARLY RESULTS VS. NUGGETS

SEASON	HOME	AWAY	NEUTRAL	TOTAL
1976-77	2-0	0-2	—	2-2
1977-78	2-0	0-2	—	2-2
1978-79	0-2	0-2	—	0-4
1979-80	2-1	1-2	—	3-3
1980-81	1-1	1-2	—	2-3
1981-82	2-1	0-2	—	2-3
1982-83	1-1	0-3	—	1-4
1983-84	2-1	1-1	—	3-2
1984-85	0-2	0-3	—	0-5
1985-86	2-1	0-2	—	2-3
1986-87	1-1	0-3	—	1-4
1987-88	1-2	0-2	—	1-4
1988-89	1-1	0-2	—	1-3
1989-90	2-0	0-2	—	2-2
1990-91	2-0	1-1	—	3-1
1991-92	2-0	2-0	—	4-0
1992-93	1-1	0-2	—	1-3
1993-94	2-0	1-1	—	3-1
1994-95	1-1	2-0	—	3-1
1995-96	2-0	0-2	—	2-2
1996-97	2-0	1-1	—	3-1

SEASON	HOME	AWAY	NEUTRAL	TOTAL
1997-98	2-0	1-1	—	3-1
1998-99	2-0	1-1	—	3-1
1999-00	2-0	0-2	—	2-2
2000-01	0-2	0-2	—	0-4
2001-02	2-0	1-1	—	3-1
2002-03	2-0	2-0	—	4-0
2003-04	1-1	0-2	—	1-3
2004-05	2-0	0-2	—	2-2
2005-06	1-1	0-1	—	1-2
2006-07	1-1	0-2	—	1-3
2007-08	0-2	1-1	—	1-3
2008-09	1-0	0-2	—	1-2
2009-10	0-2	0-2	—	0-4
2010-11	1-1	0-1	—	1-2
2011-12	1-0	1-1	—	2-1
2012-13	1-1	0-2	—	1-3
2013-14	0-2	2-0	—	2-2
2014-15	2-0	0-1	—	2-1
2015-16	2-0	1-1	—	3-1
Total	54-29	20-62		74-91

WARRIORS VS. NUGGETS SERIES FACTS

Largest winning margin.....45 vs. Denver, November 7, 1981 (152-107)
 Largest losing margin.....39 at Denver, April 9, 2012 (84-123)
 Most points scored.....162 vs. Denver, November 2, 1990 (162-158)
 Most points allowed.....158 vs. Denver, November 2, 1990 (162-158)
 Fewest points scored.....77 vs. Denver, January 16, 1995 (77-73)
 Fewest points allowed.....69 at Denver, December 26, 1997 (81-69)
 Most points scored, Warriors (individual).....44, Larry Hughes, vs. Denver, April 9, 2000 (117-103)
 Most points scored, Nuggets (individual).....47, Alex English, vs. Denver, October 25, 1985 (105-119)

DETROIT PISTONS



2016-17 SCHEDULE (ALL TIMES PACIFIC)

Friday, December 23.....at Detroit (4:30)
 Thursday, January 12.....at Golden State (7:30)

2015-16 VS. PISTONS (1-1)

November 9 at Golden State.....W109-95
 January 16 at Detroit.....L95-113

CURRENT STREAKS VS. PISTONS

Overall **Lost 1 (Won 9 of 10)**
 Last Win November 9, 2015 (109-95)
 Last Loss January 16, 2016 (95-113)
Home **Won 6 (Won 11 of 15)**
 Last Home Win November 9, 2015 (109-95)
 Last Home Loss November 13, 2008 (102-107)
Road **Lost 1 (Lost 16 of 21)**
 Last Road Win November 30, 2014 (104-93)
 Last Road Loss January 16, 2016 (95-113)

6 CHAMPIONSHIP DRIVE
AUBURN HILLS, MI 48326
(248) 377-0100

DIRECTORY

Owner..... Tom Gores
 President of Basketball Operations/Head Coach Stan Van Gundy
 Associate Head Coach Bob Beyer
 Assistant Coaches Malik Allen, Tim Hardaway, Charles Klask, Aaron Gray
 Director of Sports Medicine/Head Athletic Trainer Jon Ishop
 Vice President, Public Relations Kevin Grigg

GENERAL INFORMATION

Team Colors Red, White and Blue
 Home Court The Palace of Auburn Hills (21,165)
 Radio WGMC (105.1 FM)
 Radio Announcers..... George Blaha, Mark Champion, Rick Mahorn
 Television..... FS Detroit
 Television Announcers George Blaha, Greg Kelsner

BACKGROUND

Founded 1948-49, Fort Wayne Pistons; 1957-58, Detroit Pistons
 2015-16 Record 44-38, Third in Central Division
 2016 Playoff Record 0-4, Lost to Cleveland (0-4)

WARRIORS YEARLY RESULTS VS. PISTONS

SEASON	HOME	AWAY	NEUTRAL	TOTAL
Philadelphia Totals	24-13	10-35	17-9	51-57
1962-63	2-2	2-3	1-2	5-7
1963-64	5-1	2-1	2-1	9-3
1964-65	1-4	0-4	1-0	2-8
1965-66	3-0	1-2	4-0	8-2
1966-67	4-0	2-1	1-1	7-2
1967-68	2-2	1-2	—	3-4
1968-69	3-0	1-2	—	4-2
1969-70	2-1	1-2	—	3-3
1970-71	1-1	3-0	—	4-1
1971-72	3-0	2-0	—	5-0
1972-73	3-0	1-2	—	4-2
1973-74	0-3	1-2	—	1-5
1974-75	2-0	1-1	—	3-1
1975-76	3-0	2-0	—	5-0
1976-77	1-1	0-2	—	1-3
1977-78	2-0	0-2	—	2-2
1978-79	2-0	1-1	—	3-1
1979-80	0-1	1-0	—	1-1
1980-81	1-0	1-0	—	2-0
1981-82	0-1	0-1	—	0-2
1982-83	0-1	0-1	—	0-2
1983-84	1-0	0-1	—	1-1
1984-85	0-1	0-1	—	0-2
1985-86	1-0	0-1	—	1-1
1986-87	1-0	0-1	—	1-1
1987-88	0-1	0-1	—	0-2
1988-89	1-0	0-1	—	1-1
1989-90	1-0	0-1	—	1-1

SEASON	HOME	AWAY	NEUTRAL	TOTAL
1990-91	1-0	0-1	—	1-1
1991-92	0-1	1-0	—	1-1
1992-93	1-0	1-0	—	2-0
1993-94	1-0	1-0	—	2-0
1994-95	1-0	0-1	—	1-1
1995-96	0-1	0-1	—	0-2
1996-97	0-1	0-1	—	0-2
1997-98	0-1	0-1	—	0-2
1998-99	0-0	0-0	—	0-0
1999-00	0-1	0-1	—	0-2
2000-01	1-0	0-1	—	1-1
2001-02	1-0	0-1	—	1-1
2002-03	1-0	0-1	—	1-1
2003-04	1-0	0-1	—	1-1
2004-05	0-1	0-1	—	0-2
2005-06	0-1	0-1	—	0-2
2006-07	1-0	1-0	—	2-0
2007-08	0-1	0-1	—	0-2
2008-09	0-1	0-1	—	0-2
2009-10	1-0	0-1	—	1-1
2010-11	1-0	0-1	—	1-1
2011-12	—	1-0	—	1-0
2012-13	1-0	1-0	—	2-0
2013-14	1-0	1-0	—	2-0
2014-15	1-0	1-0	—	2-0
2015-16	1-0	0-1	—	1-1
West	60-29	31-52	9-4	100-85
Total	84-42	41-88	26-13	151-143

WARRIORS VS. PISTONS SERIES FACTS (WEST COAST ERA)

Largest winning margin 39 vs. Detroit, November 13, 1966 (135-96)*
 Largest losing margin 33 at Detroit, February 26, 1997 (84-117)
 Most points scored 140 vs. Detroit, October 23, 1962 (140-113)
 Most points allowed 137 at Detroit, January 24, 1985 (118-137)
 Fewest points scored 71 vs. Detroit, November 12, 1997 (71-102)
 Fewest points allowed 79 vs. Detroit, November 11, 2006 (111-79)*
 Most points scored, Warriors (individual) 59, Wilt Chamberlain, at Detroit, February 11, 1964 (128-118, OT)
 Most points scored, Pistons (individual) 49, Kelly Tripuka, at Detroit, March 12, 1982 (117-121)
 * Multiple occasions; most recent listed



1510 POLK STREET
HOUSTON, TX 77002
(713) 758-7200

DIRECTORY

Owner..... Leslie L. Alexander
General Manager..... Daryl Morey
Head Coach..... Mike D'Antoni
Assistant Coaches..... Jeff Bzdelik, Brett Gunning, Roy Rogers
Senior Vice President of Basketball Operations..... Keith Jones
Head Athletic Trainer, Director of Performance Rehab..... Jason Biles
Senior Director of Media & Player Relations..... Tracey Hughes

GENERAL INFORMATION

Team Colors..... Red, White, Silver
Home Court..... Toyota Center (18,055)
Radio..... KBME (790 AM)
Radio Announcers..... Craig Ackerman, Matt Thomas
Spanish Radio..... KEYH (850 AM)
Spanish Radio Announcer..... Adrian Chavarria
Television..... ROOT SPORTS Southwest
Television Announcers..... Bill Worrell, Clyde Drexler, Matt Bullard, Craig Ackerman

BACKGROUND

Founded..... 1967-68, San Diego Rockets; 1971-72, Houston Rockets
2015-16 Record..... 41-41, Fourth in Southwest Division
2016 Playoff Record..... 1-4, Lost to Golden State (1-4)

2016-17 SCHEDULE (ALL TIMES PACIFIC)

Thursday, December 1.....at Golden State (7:30)
Friday, January 20.....at Houston (5:00)
Tuesday, March 28.....at Houston (5:00)
Friday, March 31.....at Golden State (7:30)

2015-16 VS. ROCKETS (3-0)

October 30 at Houston.....W.....112-92
December 31 at Houston.....W.....114-110
February 9 at Golden State.....W.....123-110

CURRENT STREAKS VS. ROCKETS

Overall..... Won 8 (Won 9 of 11)
Last Win.....February 9, 2016 (123-110)
Last Loss.....December 13, 2013 (112-116)
Home..... Won 4 (Won 6 of 10)
Last Home Win.....February 9, 2016 (123-110)
Last Home Loss.....December 13, 2013 (112-116)
Road..... Won 4 (Won 5 of 6)
Last Road Win.....December 31, 2015 (114-110)
Last Road Loss.....December 6, 2013 (83-105)

WARRIORS YEARLY RESULTS VS. ROCKETS

SEASON	HOME	AWAY	NEUTRAL	TOTAL	SEASON	HOME	AWAY	NEUTRAL	TOTAL
1967-68	3-1	3-1	—	6-2	1992-93	1-1	1-1	—	2-2
1968-69	1-2	2-1	—	3-3	1993-94	0-2	0-2	—	0-4
1969-70	1-1	1-3	0-1	2-5	1994-95	0-2	0-2	—	0-4
1970-71	2-1	2-1	—	4-2	1995-96	1-1	1-1	—	2-2
1971-72	1-0	3-0	1-1	5-1	1996-97	0-2	0-2	—	0-4
1972-73	2-0	0-1	1-0	3-1	1997-98	0-2	1-1	—	1-3
1973-74	2-0	2-0	—	4-0	1998-99	0-2	0-1	—	0-3
1974-75	1-1	1-1	—	2-2	1999-00	0-2	1-1	—	1-3
1975-76	0-2	2-0	—	2-2	2000-01	0-2	1-1	—	1-3
1976-77	2-0	0-1	—	2-1	2001-02	0-2	1-1	—	1-3
1977-78	1-0	1-1	—	2-1	2002-03	0-2	1-1	—	1-3
1978-79	1-1	1-1	—	2-2	2003-04	2-0	0-2	—	2-2
1979-80	1-0	0-1	—	1-1	2004-05	1-1	0-1	—	1-2
1980-81	2-1	1-1	—	3-2	2005-06	0-2	1-1	—	1-3
1981-82	1-2	0-2	—	1-4	2006-07	1-0	1-1	—	2-1
1982-83	2-1	1-1	—	3-2	2007-08	1-1	1-1	—	2-2
1983-84	1-1	1-2	—	2-3	2008-09	0-2	0-2	—	0-4
1984-85	2-1	0-2	—	2-3	2009-10	0-2	0-1	—	0-3
1985-86	0-2	0-3	—	0-5	2010-11	1-1	0-2	—	1-3
1986-87	3-0	1-1	—	4-1	2011-12	1-0	0-2	—	1-2
1987-88	0-2	0-3	—	0-5	2012-13	0-2	1-1	—	1-3
1988-89	1-1	0-2	—	1-3	2013-14	1-1	0-1	—	1-2
1989-90	1-1	1-1	—	2-2	2014-15	2-0	2-0	—	4-0
1990-91	2-0	0-2	—	2-2	2015-16	1-0	2-0	—	3-0
1991-92	1-1	1-1	—	2-2	Total	47-54	39-62	2-2	88-118

WARRIORS VS. ROCKETS SERIES FACTS

Largest winning margin..... 30 at Houston, March 17, 2013 (108-78)*
Largest losing margin..... 41 at Houston, November 14, 1979 (92-133)
Most points scored..... 144 vs. Houston, November 26, 1974 (144-124)
Most points allowed..... 144 at Houston, March 25, 1989 (104-144)
Fewest points scored..... 65 at Houston, January 5, 2004 (65-83)
Fewest points allowed..... 78 at Houston, March 17, 2013 (108-78)
Most points scored, Warriors (individual)..... 51, Phil Smith, vs. Houston, December 11, 1976 (112-124)*
Most points scored, Rockets (individual)..... 51, Moses Malone, at Houston, March 11, 1981 (92-109)
* Multiple occasions; most recent listed

INDIANA PACERS



2016-17 SCHEDULE (ALL TIMES PACIFIC)

Monday, November 21at Indiana (4:00)
 Monday, December 5at Golden State (7:30)

2015-16 VS. PACERS (2-0)

December 8 at IndianaW131-123
 January 22 at Golden StateW122-110

CURRENT STREAKS VS. PACERS

Overall **Won 2 (Won 4 of 5)**
 Last Win January 22, 2016 (122-110)
 Last Loss February 22, 2015 (98-104)
Home **Won 2 (Won 7 of 9)**
 Last Home Win January 22, 2016 (122-110)
 Last Home Loss January 20, 2014 (94-102)
Road **Won 1 (Lost 12 of 15)**
 Last Road Win December 8, 2015 (131-123)
 Last Road Loss February 22, 2015 (98-104)

125 S. PENNSYLVANIA STREET
 INDIANAPOLIS, IN 46204
 (317) 917-2500

DIRECTORY

Owner, Chairman & CEO Herbert Simon
 President of Basketball Operations Larry Bird
 Head Coach Nate McMillan
 Assistant Coaches Bill Bayno, Dan Burke, Popeye Jones
 Head Athletic Trainer Josh Corbeil
 Director of Indiana Pacers Media Relations David Benner

GENERAL INFORMATION

Team Colors Blue and Gold
 Home Court Bankers Life Fieldhouse (18,165)
 Radio 1070 The Fan/93.5 FM
 Radio Announcers Mark Boyle, Bob Leonard
 Television FSN Indiana
 Television Announcers Quinn Buckner, Chris Denari, Jeremiah Johnson

BACKGROUND

Founded 1967-68
 2015-16 Record 45-37, Second in Central Division
 2016 Playoff Record 3-4, Lost to Toronto (3-4)

WARRIORS YEARLY RESULTS VS. PACERS

SEASON	HOME	AWAY	NEUTRAL	TOTAL
1976-77	2-0	2-0	—	4-0
1977-78	2-0	1-1	—	3-1
1978-79	1-1	1-1	—	2-2
1979-80	0-1	1-0	—	1-1
1980-81	1-0	0-1	—	1-1
1981-82	1-0	1-0	—	2-0
1982-83	1-0	0-1	—	1-1
1983-84	1-0	1-0	—	2-0
1984-85	0-1	0-1	—	0-2
1985-86	1-0	0-1	—	1-1
1986-87	0-1	0-1	—	0-2
1987-88	0-1	0-1	—	0-2
1988-89	0-1	1-0	—	1-1
1989-90	1-0	0-1	—	1-1
1990-91	1-0	0-1	—	1-1
1991-92	1-0	1-0	—	2-0
1992-93	0-1	0-1	—	0-2
1993-94	1-0	0-1	—	1-1
1994-95	0-1	0-1	—	0-2
1995-96	1-0	0-1	—	1-1
1996-97	0-1	1-0	—	1-1

SEASON	HOME	AWAY	NEUTRAL	TOTAL
1997-98	0-1	0-1	—	0-2
1998-99	0-0	1-0	—	1-0
1999-00	0-1	0-1	—	0-2
2000-01	1-0	1-0	—	2-0
2001-02	0-1	0-1	—	0-2
2002-03	1-0	0-1	—	1-1
2003-04	0-1	0-1	—	0-2
2004-05	1-0	0-1	—	1-1
2005-06	0-1	0-1	—	0-2
2006-07	0-1	1-0	—	1-1
2007-08	1-0	0-1	—	1-1
2008-09	1-0	0-1	—	1-1
2009-10	1-0	0-1	—	1-1
2010-11	1-0	0-1	—	1-1
2011-12	0-1	0-1	—	0-2
2012-13	1-0	0-1	—	1-1
2013-14	0-1	0-1	—	1-1
2014-15	1-0	0-1	—	1-1
2015-16	1-0	1-0	—	2-0
Total	25-17	15-28	—	40-45

WARRIORS VS. PACERS SERIES FACTS

Largest winning margin 59 vs. Indiana, March 19, 1977 (150-91)
 Largest losing margin 39 at Indiana, January 15, 1990 (105-144)
 Most points scored 150 vs. Indiana, December 22, 1989 (150-124)*
 Most points allowed 144 at Indiana, January 15, 1990 (144-105)
 Fewest points scored 71 vs. Indiana, December 6, 1996 (71-86)
 Fewest points allowed 83 at Indiana, March 5, 1999 (102-83)
 Most points scored, Warriors (individual) 45, Monta Ellis, vs. Indiana, November 30, 2009 (126-107)*
 Most points scored, Pacers (individual) 43, John Williamson, at Indiana, November 23, 1977 (116-126)
 * Multiple occasions; most recent listed



2016-17 SCHEDULE (ALL TIMES PACIFIC)

Wednesday, December 7 at Los Angeles (7:30)
 Saturday, January 28 at Golden State (5:30)
 Thursday, February 2 at Los Angeles (7:30)
 Thursday, February 23 at Golden State (7:30)

2015-16 VS. CLIPPERS (4-0)

November 4 at Golden State W 112-108
 November 19 at Los Angeles W 124-117
 February 20 at Los Angeles W 115-112
 March 23 at Golden State W 114-98

CURRENT STREAKS VS. CLIPPERS

Overall Won 6 (Won 14 of 19)
 Last Win March 23, 2016 (114-98)
 Last Loss December 25, 2014 (86-100)
Home Won 9 (Won 19 of 21)
 Last Home Win March 23, 2016 (114-98)
 Last Home Loss December 25, 2011 (86-105)
Road Won 3 (Lost 8 of 13)
 Last Road Win February 20, 2016 (115-112)
 Last Road Loss December 25, 2014 (86-100)

**6951 SOUTH CENTINELA AVE.
 PLAYA VISTA, CA 90094
 (310) 862-6000**

DIRECTORY

Owner Steve Ballmer
 President, Basketball Operations & Head Coach Glenn "Doc" Rivers
 Assistant Coaches Mike Woodson, Sam Cassell, Brendan O'Connor, Armond Hill,
 Patrick Sullivan, John Welch
 Director of Medical Services/Head Athletic Trainer Jasen Powell
 Vice President, Basketball Communications Seth Burton

GENERAL INFORMATION

Team Colors Red, White, Blue, Black
 Home Court STAPLES Center (19,060)
 Radio AM 570 LA Sports
 Radio Announcer Brian Sieman
 Spanish Radio ESPN Deportes (1330 AM)
 Spanish Radio Announcer Armando Garcia
 Television Prime Ticket
 Television Announcers Ralph Lawler, Michael Smith

BACKGROUND

Founded 1970-71, Buffalo Braves; 1978-79, San Diego Clippers;
 1984-85, Los Angeles Clippers
 2015-16 Record 53-29, Second in Pacific Division
 2016 Playoff Record 2-4, Lost to Portland (2-4)

WARRIORS YEARLY RESULTS VS. CLIPPERS

SEASON	HOME	AWAY	NEUTRAL	TOTAL
1970-71	2-0	1-1	—	3-1
1971-72	1-1	2-0	—	3-1
1972-73	2-0	2-0	—	4-0
1973-74	1-1	2-0	—	3-1
1974-75	1-1	0-2	—	1-3
1975-76	2-0	1-1	—	3-1
1976-77	1-0	2-0	—	3-0
1977-78	2-0	1-0	—	3-0
1978-79	1-1	0-2	—	1-3
1979-80	2-1	1-2	—	3-3
1980-81	2-1	0-3	—	2-4
1981-82	2-1	3-0	—	5-1
1982-83	2-1	1-2	—	3-3
1983-84	2-1	1-2	—	3-3
1984-85	1-2	1-2	—	2-4
1985-86	3-0	2-1	—	5-1
1986-87	3-0	3-0	—	6-0
1987-88	2-1	1-2	—	3-3
1988-89	3-0	2-1	—	5-1
1989-90	2-0	1-1	—	3-1
1990-91	2-1	1-1	—	3-2
1991-92	1-1	2-1	—	3-2
1992-93	1-2	1-1	—	2-3
1993-94	2-0	2-1	—	4-1

SEASON	HOME	AWAY	NEUTRAL	TOTAL
1994-95	3-0	0-2	—	3-2
1995-96	1-1	2-0	—	3-1
1996-97	1-1	0-2	—	1-3
1997-98	0-2	1-1	—	1-3
1998-99	0-1	2-0	—	2-1
1999-00	0-2	1-1	—	1-3
2000-01	1-1	0-2	—	1-3
2001-02	1-1	1-1	—	2-2
2002-03	0-2	2-0	—	2-2
2003-04	1-1	1-1	—	2-2
2004-05	0-2	0-2	—	0-4
2005-06	1-1	0-2	—	1-3
2006-07	2-0	0-2	—	2-2
2007-08	2-0	1-1	—	3-1
2008-09	2-0	1-1	—	3-1
2009-10	1-1	1-1	—	2-2
2010-11	2-0	0-2	—	2-2
2011-12	1-1	1-1	—	2-2
2012-13	2-0	1-1	—	3-1
2013-14	2-0	0-2	—	2-2
2014-15	2-0	1-1	—	3-1
2015-16	2-0	2-0	—	4-0
vs. L.A. Clippers	46-24	34-37	81-61
Total	70-33	51-52	121-85

WARRIORS VS. CLIPPERS SERIES FACTS

Largest winning margin 46 vs. Los Angeles, December, 23, 1993 (141-95)
 Largest losing margin 28 vs. Los Angeles, November 16, 2009 (90-118)
 Most points scored 143 at Los Angeles, February 16, 1989 (143-138, OT)
 Most points allowed 139 at Los Angeles, December 28, 1989 (139-119)*
 Fewest points scored 76 at Los Angeles, March 16, 2001 (76-94)
 Fewest points allowed 76 at Los Angeles, February 1, 2000 (107-76)
 Most points scored, Warriors (individual) 47, Chris Mullin, at Los Angeles, April 13, 1989 (126-128, OT)
 Most points scored, Clippers (individual) 48, Jim McMillian, at Buffalo, November 3, 1973 (124-121, OT)
 *Multiple occasions; most recent listed

LOS ANGELES LAKERS



2016-17 SCHEDULE (ALL TIMES PACIFIC)

Friday, November 4 at Los Angeles (7:30)
 Wednesday, November 23 at Golden State (7:30)
 Friday, November 25 at Los Angeles (7:30)
 Wednesday, April 12 at Golden State (7:30)

2015-16 VS. LAKERS (3-1)

November 24 at Golden State W 111-77
 January 5 at Los Angeles W 109-88
 January 14 at Golden State W 116-98
 March 6 at Los Angeles L 95-112

CURRENT STREAKS VS. LAKERS

Overall **Lost 1 (Won 8 of 10)**
 Last Win January 14, 2016 (116-98)
 Last Loss March 6, 2016 (95-112)
Home **Won 7 (Won 8 of 11)**
 Last Home Win January 14, 2016 (116-98)
 Last Home Loss December 22, 2012 (115-118, OT)
Road **Lost 1 (Lost 38 of 44)**
 Last Road Win January 5, 2016 (109-88)
 Last Road Loss March 6, 2016 (95-112)

555 N. NASH STREET
 EL SEGUNDO, CA 90245
 (310) 426-6000

DIRECTORY

Ownership Buss Family Trusts
 General Manager Mitch Kupchak
 Head Coach Luke Walton
 Associate Head Coach Brian Shaw
 Assistant Coaches Jesse Mermuys, Mark Madsen, Brian Keefe, Jud Buechler, Theo Robertson
 Athletic Trainer Marco Nunez
 Vice President, Public Relations John Black

GENERAL INFORMATION

Team Colors Purple and Gold
 Home Court STAPLES Center (18,997)
 Radio ESPNLA Radio (710 AM)
 Radio Announcers John Ireland, Mychal Thompson
 Spanish Radio ESPN Deportes (1330 AM)
 Spanish Radio Announcers Fernando Gonzalez, Pepe Mantilla
 Television Spectrum SportsNet
 Television Announcers Stu Lantz, Bill Macdonald
 Spanish Television Spectrum Deportes
 Spanish Television Announcers Adrian Garcia-Marquez, Francisco Pinto

BACKGROUND

Founded 1948-49, Minneapolis Lakers; 1960-61, Los Angeles Lakers
 2015-16 Record 17-65, Fifth in Pacific Division
 2016 Playoff Record Did Not Qualify

WARRIORS YEARLY RESULTS VS. LAKERS

SEASON	HOME	AWAY	NEUTRAL	TOTAL
Philadelphia Totals	31-12	7-38	13-9	51-59
1962-63	2-4	2-4	—	4-8
1963-64	4-2	3-3	—	7-5
1964-65	1-4	1-4	—	2-8
1965-66	1-3	2-3	0-1	3-7
1966-67	3-1	2-2	1-0	6-3
1967-68	3-1	1-3	—	4-4
1968-69	1-2	2-2	—	3-4
1969-70	1-2	1-2	0-1	2-5
1970-71	2-1	0-3	—	2-4
1971-72	0-3	1-2	—	1-5
1972-73	1-3	2-1	—	3-4
1973-74	3-0	1-2	—	4-2
1974-75	3-0	2-2	—	5-2
1975-76	4-0	1-2	—	5-2
1976-77	2-0	0-2	—	2-2
1977-78	0-2	0-2	—	0-4
1978-79	0-2	1-1	—	1-3
1979-80	1-2	0-3	—	1-5
1980-81	1-2	0-3	—	1-5
1981-82	3-0	0-3	—	3-3
1982-83	0-3	1-2	—	1-5
1983-84	2-1	1-2	—	3-3
1984-85	1-2	0-3	—	1-5
1985-86	1-2	1-2	—	2-4
1986-87	2-1	0-3	—	2-4
1987-88	0-3	0-3	—	0-6
1988-89	1-2	1-1	—	2-3
1989-90	1-1	0-3	—	1-4

SEASON	HOME	AWAY	NEUTRAL	TOTAL
1990-91	2-1	0-2	—	2-3
1991-92	1-1	2-1	—	3-2
1992-93	1-2	0-2	—	1-4
1993-94	2-0	3-0	—	5-0
1994-95	3-0	0-2	—	3-2
1995-96	1-1	0-2	—	1-3
1996-97	0-2	0-2	—	0-4
1997-98	1-1	0-2	—	1-3
1998-99	0-1	1-1	—	1-2
1999-00	0-2	0-2	—	0-4
2000-01	1-1	0-2	—	1-3
2001-02	1-1	0-2	—	1-3
2002-03	1-1	1-1	—	2-2
2003-04	1-1	0-2	—	1-3
2004-05	1-1	0-2	—	1-3
2005-06	0-2	0-2	—	0-4
2006-07	0-2	0-2	—	0-4
2007-08	1-1	1-1	—	2-2
2008-09	0-2	0-2	—	0-4
2009-10	0-2	0-2	—	0-4
2010-11	1-1	0-2	—	1-3
2011-12	0-2	0-2	—	0-4
2012-13	1-1	0-2	—	1-3
2013-14	2-0	1-1	—	3-1
2014-15	2-0	1-1	—	3-1
2015-16	2-0	1-1	—	3-1
West	69-78	37-111	1-2	107-191
Total	100-90	44-149	14-11	158-250

WARRIORS VS. LAKERS SERIES FACTS (WEST COAST ERA)

Largest winning margin 39 vs. Los Angeles, November 11, 1966 (132-93)
 Largest losing margin 63 at Los Angeles, March 19, 1972 (162-99)
 Most points scored 144 at Los Angeles, November 19, 1966 (144-109)
 Most points allowed 162 at Los Angeles, March 19, 1972 (162-99)
 Fewest points scored 72 at Los Angeles, November 2, 2003 (72-87)
 Fewest points allowed 76 at Los Angeles, April 3, 1999 (81-76)*
 Most points scored, Warriors (individual) 72, Wilt Chamberlain, at Los Angeles, November 3, 1962 (115-127)
 Most points scored, Lakers (individual) 52, Elgin Baylor, at Los Angeles, December 15, 1962 (104-113)
 *Multiple occasions; most recent listed



2016-17 SCHEDULE (ALL TIMES PACIFIC)

Saturday, December 10 at Memphis (5:00)
 Friday, January 6 at Golden State (7:30)
 Friday, February 10 at Memphis (5:00)
 Sunday, March 26 at Golden State (5:00)

2015-16 VS. GRIZZLIES (4-0)

November 2 at Golden State W 119-69
 November 11 at Memphis W 100-84
 April 9 at Memphis W 100-99
 April 13 at Golden State W 125-104

CURRENT STREAKS VS. GRIZZLIES

Overall Won 6 (Won 8 of 9)
 Last Win April 13, 2016 (125-104)
 Last Loss December 16, 2014 (98-105)
Home Won 4 (Won 7 of 12)
 Last Home Win April 13, 2016 (125-104)
 Last Home Loss November 20, 2013 (81-88, OT)
Road Won 3 (Won 4 of 5)
 Last Road Win April 9, 2016 (100-99)
 Last Road Loss December 16, 2014 (98-105)

**191 BEALE STREET
 MEMPHIS, TN 38103
 (901) 205-1234**

DIRECTORY

Controlling Owner Robert Pera
 General Manager Chris Wallace
 Head Coach David Fizdale
 Associate Head Coach J.B. Bickerstaff
 Assistant Coaches Keith Smart, Bob Bender, Nick Van Exel, Adam Mazarei
 Head Athletic Trainer Jim Scholler
 Director of Communications and Publications Jason Wallace

GENERAL INFORMATION

Team Colors Memphis Midnight, Beale Street Blue, Smoke Blue and Grizzlies Gold
 Home Court FedExForum (18,119)
 Radio ESPN (92.9 FM / 680 AM)
 Radio Announcers Eric Hasseltine, Hank McDowell, Elliot Perry
 Television FOX Sports Southeast
 Television Announcers Pete Pranic, Brevin Knight, Sean Tuohy, Rob Fischer, Chris Vernon

BACKGROUND

Founded 1995-1996, Vancouver Grizzlies; 2001-02, Memphis Grizzlies
 2015-16 Record 42-40, Third in Southwest Division
 2016 Playoff Record 0-4, Lost to San Antonio (0-4)

WARRIORS YEARLY RESULTS VS. GRIZZLIES

SEASON	HOME	AWAY	NEUTRAL	TOTAL
1995-96	2-0	2-0	—	4-0
1996-97	1-1	2-0	—	3-1
1997-98	1-1	0-2	—	1-3
1998-99	1-0	2-0	—	3-0
1999-00	2-0	1-1	—	3-1
2000-01	0-2	1-1	—	1-3
2001-02	2-0	1-1	—	3-1
2002-03	1-1	1-1	—	2-2
2003-04	0-2	1-1	—	1-3
2004-05	1-1	0-2	—	1-3
2005-06	0-1	0-2	—	0-3
2006-07	2-0	1-1	—	3-1
2007-08	2-0	2-0	—	4-0
2008-09	0-2	0-1	—	0-3
2009-10	2-0	0-2	—	2-2
2010-11	1-0	0-2	—	1-2
2011-12	0-2	0-2	—	0-4
2012-13	0-2	0-1	—	0-3
2013-14	1-1	1-1	—	2-2
2014-15	1-0	1-1	—	2-1
2015-16	2-0	2-0	—	4-0
vs. Memphis	15-12	10-18	—	25-30
Total	22-16	18-22	—	40-38

WARRIORS VS. GRIZZLIES SERIES FACTS

Largest winning margin 50 vs. Memphis, November 2, 2015 (119-69)
 Largest losing margin 29 at Memphis, November 12, 2004 (67-96)
 Most points scored 135 at Memphis, January 3, 2007 (135-144)
 Most points allowed 144 at Memphis, January 3, 2007 (135-144)
 Fewest points scored 67 at Memphis, November 12, 2004 (67-96)
 Fewest points allowed 69 vs. Memphis, November 2, 2015 (119-69)
 Most points scored, Warriors (individual) 46, Stephen Curry, vs. Memphis, April 13, 2016 (125-104)
 Most points scored, Grizzlies (individual) 45, Mike Miller, vs. Memphis, February 21, 2007 (118-115, OT)

MIAMI HEAT



2016-17 SCHEDULE (ALL TIMES PACIFIC)

Tuesday, January 10at Golden State (7:30)
 Monday, January 23at Miami (4:30)

2015-16 VS. HEAT (2-0)

January 11 at Golden StateW111-103
 February 24 at MiamiW118-112

CURRENT STREAKS VS. HEAT

Overall**Won 4 (Won 7 of 9)**
 Last WinFebruary 24, 2016 (118-112)
 Last LossFebruary 12, 2014 (110-111)
Home**Won 2 (Won 3 of 5)**
 Last Home WinJanuary 11, 2016 (111-103)
 Last Home LossFebruary 12, 2014 (110-111)
Road**Won 4 (Won 6 of 10)**
 Last Road WinFebruary 24, 2016 (118-112)
 Last Road LossJanuary 1, 2011 (107-114)

601 BISCAYNE BLVD.
MIAMI, FL 33132
(786) 777-4328

DIRECTORY

Managing General Partner Micky Arison
 President Pat Riley
 Sr. Vice President, Basketball Operations/General Manager Andy Elisburg
 Head Coach Erik Spoelstra
 Assistant Coaches Dan Craig, Juwan Howard, Chris Quinn, Octavio de la Grana
 Head Athletic Trainer Jay Sabol
 Vice President, Sports Media Relations Tim Donovan

GENERAL INFORMATION

Team Colors Red, Yellow, Black & White
 Home Court AmericanAirlines Arena (19,600)
 Radio 790 The Ticket (790 AM/FM 104.3 HD-2)
 Radio Announcers Mike Inglis, John Crotty, Ron Rothstein
 Spanish Radio WAQI (710 AM)
 Spanish Radio Announcer José Paneda, Joe Pujala
 Television FOX Sports Sun
 Television Announcers Eric Reid, Tony Fiorentino, Jason Jackson

BACKGROUND

Founded 1988-89
 2015-16 Record48-34, First in Southeast Division
 2016 Playoff Record7-7, Defeated Charlotte (4-3), Lost to Toronto (3-4)

WARRIORS YEARLY RESULTS VS. HEAT

SEASON	HOME	AWAY	NEUTRAL	TOTAL	SEASON	HOME	AWAY	NEUTRAL	TOTAL
1988-89	2-0	2-0	—	4-0	2003-04	1-0	0-1	—	1-1
1989-90	1-0	1-0	—	2-0	2004-05	0-1	0-1	—	0-2
1990-91	1-0	1-0	—	2-0	2005-06	0-1	1-0	—	1-1
1991-92	1-0	0-1	—	1-1	2006-07	0-1	0-1	—	0-2
1992-93	1-0	1-0	—	2-0	2007-08	1-0	1-0	—	2-0
1993-94	1-0	1-0	—	2-0	2008-09	0-1	0-1	—	0-2
1994-95	1-0	0-1	—	1-1	2009-10	0-1	0-1	—	0-2
1995-96	1-0	0-1	—	1-1	2010-11	0-1	0-1	—	0-2
1996-97	0-1	0-1	—	0-2	2011-12	1-0	—	—	1-0
1997-98	0-1	0-1	—	0-2	2012-13	0-1	1-0	—	1-1
1998-99	0-0	0-0	—	0-0	2013-14	0-1	1-0	—	1-1
1999-00	1-0	0-1	—	1-1	2014-15	1-0	1-0	—	2-0
2000-01	0-1	0-1	—	0-2	2015-16	1-0	1-0	—	2-0
2001-02	0-1	0-1	—	0-2	Total	16-12	12-15	—	28-27
2002-03	1-0	0-1	—	1-1					

WARRIORS VS. HEAT SERIES FACTS

Largest winning margin 35 at Miami, March 7, 2008 (134-99)
 Largest losing margin 22 vs. Miami, December 10, 2010 (84-106)*
 Most points scored 137 at Miami, December 1, 1990 (137-111)
 Most points allowed 130 vs. Miami, December 1, 2008 (129-130, OT)
 Fewest points scored 75 vs. Miami, January 16, 2013 (75-92)
 Fewest points allowed 80 vs. Miami, December 12, 1995 (105-80)
 Most points scored, Warriors (individual) 44, Jason Richardson, at Miami, March 10, 2006 (111-106)
 Most points scored, Heat (individual) 42, Dwyane Wade, at Miami, March 10, 2006 (111-106)
 *Multiple occasions; most recent listed



2016-17 SCHEDULE (ALL TIMES PACIFIC)

Saturday, November 19 at Milwaukee (5:30)
 Saturday, March 18 at Golden State (7:30)

2015-16 VS. BUCKS (1-1)

December 12 at Milwaukee L 95-108
 December 18 at Golden State W 121-112

CURRENT STREAKS VS. BUCKS

Overall **Won 1 (Won 5 of 6)**
 Last Win December 18, 2015 (121-112)
 Last Loss December 12, 2015 (95-108)
Home **Won 3 (Won 6 of 9)**
 Last Home Win December 18, 2015 (121-112)
 Last Home Loss March 9, 2013 (93-103)
Road **Lost 1 (Lost 5 of 7)**
 Last Road Win March 28, 2015 (108-95)
 Last Road Loss December 12, 2015 (95-108)

**1001 NORTH FOURTH STREET
 MILWAUKEE, WI 53203
 (414) 227-0500**

DIRECTORY

Owners Wes Edens, Marc Lasry & Jamie Dinan
 General Manager John Hammond
 Head Coach Jason Kidd
 Assistant Coaches Joe Prunty, Eric Hughes, Greg Foster,
 Sean Sweeney, Stacey Augmon
 Director of Performance Troy Flanagan
 Head Athletic Trainer Scott Faust
 Vice President of Public Relations Dan Smyczek

GENERAL INFORMATION

Team Colors Good Land Green, Cream City Cream, Great Lakes Blue, Bucks Black
 Home Court BMO Harris Bradley Center (18,717)
 Radio WTMJ (620 AM)
 Radio Announcers Ted Davis, Dennis Krause
 Television FOX Sports Wisconsin
 Television Announcers Jim Paschke, Gus Johnson,
 Marques Johnson, Jon McGlocklin

BACKGROUND

Founded 1968-69
 2015-16 Record 33-49, Fifth in Central Division
 2016 Playoff Record Did Not Qualify

WARRIORS YEARLY RESULTS VS. BUCKS

SEASON	HOME	AWAY	NEUTRAL	TOTAL	SEASON	HOME	AWAY	NEUTRAL	TOTAL
1968-69	2-1	1-1	0-1	3-3	1993-94	1-0	1-0	—	2-0
1969-70	2-1	0-3	—	2-4	1994-95	0-1	0-1	—	0-2
1970-71	0-3	0-3	—	0-6	1995-96	1-0	0-1	—	1-1
1971-72	1-0	1-1	0-1	2-2	1996-97	1-0	0-1	—	1-1
1972-73	1-2	0-3	—	1-5	1997-98	0-1	0-1	—	0-2
1973-74	1-2	2-1	—	3-3	1998-99	0-0	0-1	—	0-1
1974-75	2-0	1-1	—	3-1	1999-00	0-1	1-0	—	1-1
1975-76	3-0	2-0	—	5-0	2000-01	0-1	0-1	—	0-2
1976-77	1-1	0-2	—	1-3	2001-02	0-1	0-1	—	0-2
1977-78	1-1	1-1	—	2-2	2002-03	0-1	0-1	—	0-2
1978-79	2-0	0-2	—	2-2	2003-04	1-0	0-1	—	1-1
1979-80	0-3	0-3	—	0-6	2004-05	1-0	1-0	—	2-0
1980-81	0-1	1-0	—	1-1	2005-06	0-1	1-0	—	1-1
1981-82	1-0	1-0	—	2-0	2006-07	0-1	0-1	—	0-2
1982-83	1-0	0-1	—	1-1	2007-08	1-0	1-0	—	2-0
1983-84	0-1	0-1	—	0-2	2008-09	1-0	0-1	—	1-1
1984-85	0-1	0-1	—	0-2	2009-10	0-1	0-1	—	0-2
1985-86	0-1	0-1	—	0-2	2010-11	1-0	0-1	—	1-1
1986-87	0-1	0-1	—	0-2	2011-12	0-1	—	—	0-1
1987-88	0-1	0-1	—	0-2	2012-13	0-1	0-1	—	0-2
1988-89	0-1	0-1	—	0-2	2013-14	1-0	1-0	—	2-0
1989-90	1-0	0-1	—	1-1	2014-15	1-0	1-0	—	2-0
1990-91	1-0	0-1	—	1-1	2015-16	1-0	0-1	—	1-1
1991-92	1-0	1-0	—	2-0	Total	33-32	18-46	0-2	51-80
1992-93	1-0	0-1	—	1-1					

WARRIORS VS. BUCKS SERIES FACTS

Largest winning margin 37 vs. Milwaukee, December 20, 1975 (124-87)
 Largest losing margin 33 at Milwaukee, December 8, 1972 (91-124)
 Most points scored 140 vs. Milwaukee, November 29, 1968 (140-119)
 Most points allowed 138 at Milwaukee, March 8, 2003 (133-138, 0T)
 Fewest points scored 72 at Milwaukee, November 13, 2010 (72-79)
 Fewest points allowed 79 at Milwaukee, November 13, 2010 (72-79)
 Most points scored, Warriors (individual) 40, Antawn Jamison, at Milwaukee, March 8, 2003 (133-138)
 Most points scored, Bucks (individual) 55, Brandon Jennings, at Milwaukee, November 14, 2009 (125-129)
 *Multiple occasions; most recent listed

MINNESOTA TIMBERWOLVES



2016-17 SCHEDULE (ALL TIMES PACIFIC)

Saturday, November 26at Golden State (7:30)
 Sunday, December 11at Minnesota (4:00)
 Friday, March 10at Minnesota (5:00)
 Tuesday, April 4at Golden State (7:30)

2015-16 VS. TIMBERWOLVES (2-1)

November 12 at MinnesotaW 129-116
 March 21 at MinnesotaW 109-104
 April 5 at Golden StateL 117-124 (OT)

CURRENT STREAKS VS. TIMBERWOLVES

Overall **Lost 1 (Won 20 of 24)**
 Last Win March 21, 2016 (109-104)
 Last Loss April 5, 2016 (117-124, OT)
Home **Lost 1 (Won 14 of 19)**
 Last Home Win April 11, 2015 (110-101)
 Last Home Loss April 5, 2016 (117-124, OT)
Road **Won 9 (Won 13 of 14)**
 Last Road Win March 21, 2016 (109-104)
 Last Road Loss February 27, 2011 (123-126)

600 HENNEPIN AVENUE, SUITE 300
 MINNEAPOLIS, MN 55403
 (612) 673-1600

DIRECTORY

Owner Glen Taylor
 President of Basketball Operations /Head Coach Tom Thibodeau
 Assistant Coaches Andy Greer, Ryan Saunders, Rick Brunson
 Director of Medical Operations/Head Athletic Trainer Gregg Farnam
 Vice President of Communications Brad Ruiter

GENERAL INFORMATION

Team Colors Blue, Green and Silver
 Home Court Target Center (19,356)
 Radio WCCO-AM 830
 Radio Announcer Alan Horton
 Television FOX Sports North
 Television Announcers Dave Benz, Jim Petersen

BACKGROUND

Founded 1989-90
 2015-16 Record 29-53, Fifth in Northwest Division
 2016 Playoff Record Did Not Qualify

WARRIORS YEARLY RESULTS VS. TIMBERWOLVES

SEASON	HOME	AWAY	NEUTRAL	TOTAL
1989-90	2-0	1-1	—	3-1
1990-91	2-0	1-1	—	3-1
1991-92	2-0	2-0	—	4-0
1992-93	1-1	2-0	—	3-1
1993-94	1-1	1-1	—	2-2
1994-95	0-2	1-1	—	1-3
1995-96	2-0	1-1	—	3-1
1996-97	1-1	0-2	—	1-3
1997-98	0-2	0-2	—	0-4
1998-99	2-0	0-2	—	2-2
1999-00	0-2	1-1	—	1-3
2000-01	2-0	0-2	—	2-2
2001-02	0-2	1-1	—	1-3
2002-03	1-1	0-2	—	1-3

SEASON	HOME	AWAY	NEUTRAL	TOTAL
2003-04	1-1	1-1	—	2-2
2004-05	0-1	1-1	—	1-2
2005-06	2-0	0-2	—	2-2
2006-07	2-0	0-1	—	2-1
2007-08	1-1	2-0	—	3-1
2008-09	1-1	1-1	—	2-2
2009-10	1-0	2-0	—	3-0
2010-11	2-0	1-1	—	3-1
2011-12	0-1	2-0	—	2-1
2012-13	2-0	2-0	—	4-0
2013-14	1-1	1-0	—	2-1
2014-15	2-0	2-0	—	4-0
2015-16	0-1	2-0	—	2-1
Total	31-19	28-24	—	59-43

WARRIORS VS. TIMBERWOLVES SERIES FACTS

Largest winning margin 41 vs. Minnesota, November 9, 2009 (146-105)
 Largest losing margin 39 at Minnesota, February 23, 2001 (83-122)
 Most points scored 146 vs. Minnesota, November 9, 2009 (146-105)*
 Most points allowed 129 at Minnesota, October 31, 1997 (113-129)
 Fewest points scored 74 vs. Minnesota, April 9, 2004 (74-92)
 Fewest points allowed 76 at Minnesota, December 11, 1999 (104-76)
 Most points scored, Warriors (individual) 46, Stephen Curry, at Minnesota, November 12, 2015 (129-116)
 Most points scored, Timberwolves (individual) 42, Ricky Davis, vs. Minnesota, April 15, 2007 (121-108)*
 * Multiple occasions; most recent listed



2016-17 SCHEDULE (ALL TIMES PACIFIC)

Friday, October 28at New Orleans (6:30)
 Monday, November 7at Golden State (7:30)
 Tuesday, December 13at New Orleans (5:00)
 Saturday, April 8at Golden State (7:30)

2015-16 VS. PELICANS (3-0)

October 27 at Golden StateW 111-95
 October 31 at New OrleansW 134-120
 March 14 at Golden StateW 125-107

CURRENT STREAKS VS. PELICANS

Overall **Won 3 (Won 13 of 14)**
 Last Win March 14, 2016 (125-107)
 Last Loss April 7, 2015 (100-103)
Home **Won 7 (Won 15 of 22)**
 Last Home Win March 14, 2016 (125-107)
 Last Home Loss April 24, 2012 (81-83)
Road **Won 1 (Won 8 of 9)**
 Last Road Win October 31, 2015 (134-120)
 Last Road Loss April 7, 2015 (100-103)

**5800 AIRLINE DRIVE
 METAIRIE, LA 70003
 (504) 593-4700**

DIRECTORY

Owner..... Tom Benson
 General Manager..... Dell Demps
 Head Coach..... Alvin Gentry
 Associate Head Coach Darren Erman
 Assistant Coaches..... Phil Weber, Robert Pack, Fred Vinson, Kevin Hansen
 Head Athletic Trainer Duane Brooks
 Director of Basketball Communications Matt Ryan

GENERAL INFORMATION

Team Colors Blue, Gold and Red
 Home Court Smoothie King Center (16,867)
 Radio WRNO (99.5 FM)
 Radio Announcers..... Sean Kelley, John DeShazier
 Television..... Fox Sports New Orleans
 Television Announcers Joel Meyers, David Wesley, Jen Hale

BACKGROUND

Founded 2002-03, New Orleans Hornets; 2013-14, New Orleans Pelicans
 2015-16 Record 30-52, Fifth in Southwest Division
 2016 Playoff Record..... Did Not Qualify

WARRIORS YEARLY RESULTS VS. PELICANS

SEASON	HOME	AWAY	NEUTRAL	TOTAL
2002-03	1-0	0-1	—	1-1
2003-04	0-1	0-1	—	0-2
2004-05	2-0	0-2	—	2-2
2005-06	1-1	0-1	—	1-2
2006-07	2-0	1-1	—	3-1
2007-08	0-1	1-1	—	1-2
2008-09	1-1	1-1	—	2-2
2009-10	1-1	0-2	—	1-3
2010-11	1-1	1-0	—	2-1
2011-12	0-2	1-0	—	1-2
2012-13	2-0	2-0	—	4-0
2013-14	1-0	2-0	—	3-0
2014-15	2-0	1-1	—	3-1
2015-16	2-0	1-0	—	3-0
Total	16-8	11-11	—	27-19

WARRIORS VS. PELICANS SERIES FACTS

Largest winning margin..... 27 vs. New Orleans, December 4, 2014 (112-85)
 Largest losing margin 18 at New Orleans, March 13, 2004 (84-102)
 Most points scored 134 at New Orleans, October 31, 2015 (134-120)
 Most points allowed..... 135 at New Orleans, March 8, 2010 (131-135)
 Fewest points scored 81 at New Orleans, April 24, 2012 (81-83)
 Fewest points allowed 72 at New Orleans, March 18, 2013 (93-72)
 Most points scored, Warriors (individual) 53, Stephen Curry, at New Orleans, October 31, 2015 (134-120)
 Most points scored, Pelicans (individual) 43, Chris Paul, vs. New Orleans, April 3, 2009 (111-103)

NEW YORK KNICKS



2016-17 SCHEDULE (ALL TIMES PACIFIC)

Thursday, December 15at Golden State (7:30)
 Sunday, March 5at New York (12:30)

2015-16 VS. KNICKS (2-0)

January 31 at New YorkW116-95
 March 16 at Golden StateW121-85

CURRENT STREAKS VS. KNICKS

Overall **Won 4 (Won 21 of 27)**
 Last Win March 16, 2016 (121-85)
 Last Loss March 30, 2014 (84-89)
Home **Won 2 (Won 12 of 14)**
 Last Home Win March 16, 2016 (121-85)
 Last Home Loss March 30, 2014 (84-89)
Road **Won 3 (Won 10 of 14)**
 Last Road Win January 31, 2016 (116-95)
 Last Road Loss February 27, 2013 (105-109)

TWO PENNSYLVANIA PLAZA
NEW YORK, NY 10121
(212) 465-6471

DIRECTORY

Executive Chairman, MSG & NBA Governor James L. Dolan
 President Phil Jackson
 Head Coach Jeff Hornacek
 Associate Head Coach Kurt Rambis
 Assistant Coaches Howard Easley, Corey Gaines, Jerry Sichting
 Head Athletic Trainer Roger Hinds
 Vice President, Public Relations Jonathan Supranowitz

GENERAL INFORMATION

Team Colors Orange, White and Blue
 Home Court Madison Square Garden (19,812)
 Radio ESPN Radio (98.7 FM)
 Radio Announcers Mike Crispino, Brendan Brown
 Television MSG Network
 Television Announcers Mike Breen, Walt Frazier

BACKGROUND

Founded 1946-47
 2015-16 Record 32-50, Third in Atlantic Division
 2016 Playoff Record Did Not Qualify

WARRIORS YEARLY RESULTS VS. KNICKS

SEASON	HOME	AWAY	NEUTRAL	TOTAL
Philadelphia Totals	41-25	29-42	16-8	86-75
1962-63	3-1	3-1	—	6-2
1963-64	3-1	3-0	—	6-1
1964-65	2-2	1-3	—	3-7
1965-66	2-3	2-1	—	5-5
1966-67	2-1	1-3	—	4-5
1967-68	2-2	0-3	—	2-5
1968-69	1-2	0-3	—	1-5
1969-70	0-3	1-2	—	1-5
1970-71	1-1	0-2	—	2-3
1971-72	0-1	1-2	—	2-3
1972-73	1-1	1-1	—	2-2
1973-74	0-2	1-1	—	1-3
1974-75	2-0	1-1	—	3-1
1975-76	2-0	2-0	—	4-0
1976-77	0-2	1-1	—	1-3
1977-78	2-0	0-2	—	2-2
1978-79	2-0	1-1	—	3-1
1979-80	0-1	0-1	—	0-2
1980-81	1-0	1-0	—	2-0
1981-82	1-0	0-1	—	1-1
1982-83	1-0	0-1	—	1-1
1983-84	1-0	0-1	—	1-1
1984-85	1-0	0-1	—	1-1
1985-86	1-0	0-1	—	1-1
1986-87	1-0	1-0	—	2-0
1987-88	0-1	0-1	—	0-2
1988-89	1-0	1-0	—	2-0
1989-90	0-1	0-1	—	0-2

SEASON	HOME	AWAY	NEUTRAL	TOTAL
1990-91	1-0	1-0	—	2-0
1991-92	0-1	1-0	—	1-1
1992-93	0-1	0-1	—	0-2
1993-94	0-1	1-0	—	1-1
1994-95	1-0	0-1	—	1-1
1995-96	0-1	0-1	—	0-2
1996-97	0-1	0-1	—	0-2
1997-98	0-1	1-0	—	1-1
1998-99	0-0	0-0	—	0-0
1999-00	0-1	0-1	—	0-2
2000-01	0-1	0-1	—	0-2
2001-02	0-1	1-0	—	1-1
2002-03	1-0	1-0	—	2-0
2003-04	1-0	1-0	—	2-0
2004-05	1-0	0-1	—	1-1
2005-06	1-0	1-0	—	2-0
2006-07	1-0	0-1	—	1-1
2007-08	1-0	1-0	—	2-0
2008-09	1-0	0-1	—	1-1
2009-10	1-0	1-0	—	2-0
2010-11	0-1	1-0	—	1-1
2011-12	1-0	—	—	1-0
2012-13	1-0	0-1	—	1-1
2013-14	0-1	1-0	—	1-1
2014-15	1-0	1-0	—	2-0
2015-16	1-0	1-0	—	2-0
West	47-36	36-45	6-4	89-85
Total	88-61	65-87	22-12	175-160

WARRIORS VS. KNICKS SERIES FACTS (WEST COAST ERA)

Largest winning margin 36 vs. New York, March 16, 2016 (121-85)*
 Largest losing margin 30 vs. New York, January 9, 1970 (93-123)
 Most points scored 144 vs. New York, February 10, 2009 (144-127)
 Most points allowed 141 at New York, December 14, 1965 (137-141)
 Fewest points scored 70 vs. New York, November 20, 2001 (70-94)
 Fewest points allowed 63 vs. New York, March 11, 2013 (92-63)
 Most points scored, Warriors (individual) 73, Wilt Chamberlain, at New York, November 16, 1962 (127-111)
 Most points scored, Knicks (individual) 44, Patrick Ewing, vs. New York, November 29, 1989 (111-129)

* Multiple occasions; most recent listed



2016-17 SCHEDULE (ALL TIMES PACIFIC)

Thursday, November 3.....at Golden State (7:30)
 Wednesday, January 18.....at Golden State (7:30)
 Saturday, February 11.....at Oklahoma City (5:30)
 Monday, March 20.....at Oklahoma City (5:00)

2015-16 VS. THUNDER (3-0)

February 6 at Golden State.....W.....116-108
 February 27 at Oklahoma City.....W.....121-118 (OT)
 March 3 at Golden State.....W.....121-106

CURRENT STREAKS VS. THUNDER

Overall.....**Won 3 (Won 6 of 7)**
 Last Win.....March 3, 2016 (121-106)
 Last Loss.....January 16, 2015 (115-127)
Home.....**Won 5 (Won 14 of 20)**
 Last Home Win.....March 3, 2016 (121-106)
 Last Home Loss.....April 11, 2013 (97-116)
Road.....**Won 1 (Lost 11 of 13)**
 Last Road Win.....February 27, 2016 (121-118, OT)
 Last Road Loss.....January 16, 2015 (115-127)

208 THUNDER DRIVE
OKLAHOMA CITY, OK 73102
(405) 208-4800

DIRECTORY

Chairman.....Clayton I. Bennett
 Executive Vice President and General Manager.....Sam Presti
 Head Coach.....Billy Donovan
 Assistant Coaches.....Mark Bryant, Vin Bhavnani, Maurice Cheeks, Anthony Grant,
Adrian Griffin, Royal Ivey, Darko Rajakovic
 Head Athletic Trainer.....Joe Sharpe
 Director of Basketball Communications.....Matt Tumbleson

GENERAL INFORMATION

Team Colors.....Blue, Red, Yellow, Dark Blue
 Home Court.....Chesapeake Energy Arena (18,203)
 Radio.....WWLS (98.1 FM/640 AM)
 Radio Announcer.....Matt Pinto
 Spanish Radio.....WKY (930 AM)
 Spanish Radio Announcer.....Eleno Ornales
 Television.....Fox Sports Oklahoma
 Television Announcers.....Brian Davis, Michael Cage, Lesley McCaslin

BACKGROUND

Founded.....1967-68, Seattle SuperSonics; 2008-09, Oklahoma City Thunder
 2015-16 Record.....55-27, First in Northwest Division
 2016 Playoff Record.....11-7, Defeated Dallas (4-1), Defeated San Antonio (4-2),
Lost to Golden State (3-4)

WARRIORS YEARLY RESULTS VS. THUNDER

SEASON	HOME	AWAY	NEUTRAL	TOTAL
1967-68	4-0	3-1	—	7-1
1968-69	2-2	2-1	—	4-3
1969-70	2-1	1-3	—	3-4
1970-71	3-0	0-3	—	3-3
1971-72	3-0	1-2	—	4-2
1972-73	2-1	2-2	—	4-3
1973-74	2-1	1-2	—	3-3
1974-75	2-2	2-1	—	4-3
1975-76	3-0	1-3	—	4-3
1976-77	1-1	0-2	—	1-3
1977-78	2-0	0-2	—	2-2
1978-79	2-0	1-1	—	3-1
1979-80	0-3	0-3	—	0-6
1980-81	2-1	1-2	—	3-3
1981-82	0-3	1-2	—	1-5
1982-83	2-1	1-2	—	3-3
1983-84	3-0	1-2	—	4-2
1984-85	2-1	1-2	—	3-3
1985-86	2-1	0-3	—	2-4
1986-87	1-2	3-0	—	4-2
1987-88	1-2	0-3	—	1-5
1988-89	1-2	1-2	—	2-4
1989-90	2-1	0-2	—	2-3
1990-91	1-1	2-0	—	3-1
1991-92	2-0	1-2	—	3-2
1992-93	1-2	0-2	—	1-4

SEASON	HOME	AWAY	NEUTRAL	TOTAL
1993-94	1-1	0-3	—	1-4
1994-95	0-3	1-1	—	1-4
1995-96	0-2	0-2	—	0-4
1996-97	0-2	0-2	—	0-4
1997-98	1-1	0-2	—	1-3
1998-99	1-1	0-1	—	1-2
1999-00	0-2	0-2	—	0-4
2000-01	0-2	0-2	—	0-4
2001-02	0-2	0-2	—	0-4
2002-03	1-1	1-1	—	2-2
2003-04	2-0	1-1	—	3-1
2004-05	1-1	1-1	—	2-2
2005-06	1-0	1-1	—	2-1
2006-07	2-0	1-1	—	3-1
2007-08	2-0	0-1	—	2-1
2008-09	1-1	1-1	—	2-2
2009-10	1-1	0-2	—	1-3
2010-11	1-0	0-2	—	1-2
2011-12	0-2	0-1	—	0-3
2012-13	1-1	0-2	—	1-3
2013-14	1-0	0-2	—	1-2
2014-15	2-0	1-1	—	3-1
2015-16	2-0	1-0	—	3-0
vs. Oklahoma City 9-5 3-11 12-16				
Total 69-51 35-84 104-135				

WARRIORS VS. THUNDER SERIES FACTS

Largest winning margin.....36 vs. Seattle, March 15, 1975 (120-84)*
 Largest losing margin.....45 at Seattle, February 14, 1971 (101-146)
 Most points scored.....146 vs. Seattle, January 16, 1989 (146-117)
 Most points allowed.....146 at Seattle, February 14, 1971 (101-146)*
 Fewest points scored.....71 at Seattle, February 9, 1999 (71-90)
 Fewest points allowed.....78 vs. Seattle, March 19, 1999 (90-78)
 Most points scored, Warriors (individual).....51, Antawn Jamison, at Seattle, December 3, 2000 (102-118)
 Most points scored, Thunder (individual).....58, Fred Brown, vs. Seattle, March 23, 1974 (137-139)
 * Multiple occasions; most recent listed

ORLANDO MAGIC



2016-17 SCHEDULE (ALL TIMES PACIFIC)

Sunday, January 22 at Orlando (9:00 a.m.)
 Thursday, March 16 at Golden State (7:30)

2015-16 VS. MAGIC (2-0)

February 25 at Orlando W 130-114
 March 7 at Golden State W 119-113

CURRENT STREAKS VS. MAGIC

Overall **Won 6 (Won 7 of 10)**
 Last Win March 7, 2016 (119-113)
 Last Loss December 14, 2012 (85-99)
Home **Won 3 (Won 4 of 6)**
 Last Home Win March 7, 2016 (119-113)
 Last Home Loss December 3, 2012 (94-102)
Road **Won 3 (Won 5 of 9)**
 Last Road Win February 25, 2016 (130-114)
 Last Road Loss December 14, 2012 (85-99)

8701 MAITLAND SUMMIT BLVD.
 ORLANDO, FL 32810
 (407) 916-2400

DIRECTORY

Senior Chairman Rich DeVos
 General Manager Rob Hennigan
 Head Coach Frank Vogel
 Assistant Coaches Chad Forcier, Corliss Williamson, David Adelman
 Assistant Coach/Player Development Jay Hernandez
 Athletic Trainer Keon Weise
 Chief Communications Officer Joel Glass

GENERAL INFORMATION

Team Colors Blue, Silver & Black
 Home Court Amway Center (18,846)
 Radio ESPN 580 Orlando
 Radio Announcers Dennis Neumann, Richie Adubato
 Spanish Radio Salsa 98.1 FM (WNUE-FM)
 Spanish Radio Announcer Joey Colon
 Television FOX Sports Florida
 Television Announcers David Steele, Jeff Turner

BACKGROUND

Founded 1989-90
 2015-16 Record 35-47, Fifth in Southeast Division
 2016 Playoff Record Did Not Qualify

WARRIORS YEARLY RESULTS VS. MAGIC

SEASON	HOME	AWAY	NEUTRAL	TOTAL	SEASON	HOME	AWAY	NEUTRAL	TOTAL
1989-90	1-0	1-0	—	2-0	2003-04	1-0	0-1	—	1-1
1990-91	1-1	1-1	—	2-2	2004-05	0-1	1-0	—	1-1
1991-92	1-0	1-0	—	2-0	2005-06	1-0	0-1	—	1-1
1992-93	1-0	0-1	—	1-1	2006-07	0-1	1-0	—	1-1
1993-94	1-0	0-1	—	1-1	2007-08	0-1	1-0	—	1-1
1994-95	0-1	0-1	—	0-2	2008-09	0-1	0-1	—	0-2
1995-96	0-1	0-1	—	0-2	2009-10	0-1	0-1	—	0-2
1996-97	1-0	0-1	—	1-1	2010-11	1-0	0-1	—	1-1
1997-98	1-0	0-1	—	1-1	2011-12	0-1	—	—	0-1
1998-99	0-1	—	—	0-1	2012-13	0-1	0-1	—	0-2
1999-00	1-0	0-1	—	1-1	2013-14	1-0	1-0	—	2-0
2000-01	0-1	0-1	—	0-2	2014-15	1-0	1-0	—	2-0
2001-02	0-1	0-1	—	0-2	2015-16	1-0	1-0	—	2-0
2002-03	1-0	0-1	—	1-1	Total	15-13	9-17	—	24-30

WARRIORS VS. MAGIC SERIES FACTS

Largest winning margin 43 vs. Orlando, November 16, 2002 (135-92)
 Largest losing margin 34 at Orlando, March 26, 1995 (98-132)
 Most points scored 138 vs. Orlando, January 13, 1990 (138-127)
 Most points allowed 132 at Orlando, March 26, 1995 (98-132)
 Fewest points scored 74 vs. Orlando, March 13, 1999 (74-87)
 Fewest points allowed 81 at Orlando, December 31, 2013 (94-81)
 Most points scored, Warriors (individual) 51, Stephen Curry, at Orlando, February 25, 2016 (130-114)
 Most points scored, Magic (individual) 49, Terry Catledge, vs. Orlando, January 13, 1990 (138-127)



2016-17 SCHEDULE (ALL TIMES PACIFIC)

Monday, February 27 at Philadelphia (4:00)
 Tuesday, March 14 at Golden State (7:30)

2015-16 VS. 76ERS (2-0)

January 30 at Philadelphia.....W 108-105
 March 27 at Golden State.....W 117-105

CURRENT STREAKS VS. 76ERS

Overall **Won 6 (Won 7 of 8)**
 Last Win March 27, 2016 (117-105)
 Last Loss March 2, 2013 (97-104)
Home **Won 4 (Won 12 of 15)**
 Last Home Win March 27, 2016 (117-105)
 Last Home Loss December 31, 2011 (79-107)
Road **Won 3 (Lost 5 of 8)**
 Last Road Win January 30, 2016 (108-105)
 Last Road Loss March 2, 2013 (97-104)

**3 CRESCENT DRIVE, SUITE 300
 PHILADELPHIA, PA 19112
 (215) 339-7666**

DIRECTORY

Managing General Partner Josh Harris
 President of Basketball Operations Bryan Colangelo
 Head Coach Brett Brown
 Assistant Coaches Jim O'Brien, Lloyd Pierce, Kevin Young, Billy Lange,
 John Townsend, Todd Wright
 Head Athletic Trainer Kevin Johnson
 Director of Public Relations Michael Preston

General Information

Team Colors Red, White and Blue
 Home Court Wells Fargo Center (20,328)
 Radio The Fanatic (97.5 FM)
 Radio Announcer Tom McGinnis
 Television Comcast SportsNet
 Television Announcers Marc Zumoff, Alaa Abdelnaby, Molly Sullivan

Background

Founded 1949-50, Syracuse Nationals; 1963-64, Philadelphia 76ers
 2015-16 Record 10-72, Fifth in Atlantic Division
 2016 Playoff Record Did Not Qualify

WARRIORS YEARLY RESULTS VS. 76ERS

SEASON	HOME	AWAY	NEUTRAL	TOTAL
Philadelphia Totals	34-15	14-45	15-14	63-74
1962-63	1-3	1-2	1-0	3-5
1963-64	2-2	2-2	—	4-4
1964-65	2-2	2-2	0-2	4-6
1965-66	1-4	0-3	1-1	2-8
1966-67	2-3	0-3	0-1	2-7
1967-68	2-1	1-3	—	3-4
1968-69	2-1	2-1	—	4-2
1969-70	0-3	0-2	0-1	0-6
1970-71	0-2	2-1	—	2-3
1971-72	2-1	2-0	—	4-1
1972-73	2-0	1-0	1-0	4-0
1973-74	1-1	1-0	1-0	3-1
1974-75	1-1	2-0	—	3-1
1975-76	2-0	1-1	—	3-1
1976-77	1-1	2-0	—	3-1
1977-78	1-1	0-2	—	1-3
1978-79	1-1	2-0	—	3-1
1979-80	0-1	0-1	—	0-2
1980-81	0-1	0-1	—	0-2
1981-82	0-1	0-1	—	0-2
1982-83	0-1	0-1	—	0-2
1983-84	1-0	0-1	—	1-1
1984-85	0-1	0-1	—	0-2
1985-86	1-0	0-1	—	1-1
1986-87	1-0	0-1	—	1-1
1987-88	1-0	0-1	—	1-1
1988-89	1-0	0-1	—	1-1
1989-90	0-1	1-0	—	1-1

SEASON	HOME	AWAY	NEUTRAL	TOTAL
1990-91	1-0	1-0	—	2-0
1991-92	1-0	0-1	—	1-1
1992-93	1-0	0-1	—	1-1
1993-94	0-1	1-0	—	1-1
1994-95	1-0	0-1	—	1-1
1995-96	1-0	1-0	—	2-0
1996-97	1-0	1-0	—	2-0
1997-98	0-1	0-1	—	0-2
1998-99	0-0	0-0	—	0-0
1999-00	0-1	0-1	—	0-2
2000-01	0-1	0-1	—	0-2
2001-02	1-0	0-1	—	1-1
2002-03	1-0	1-0	—	2-0
2003-04	1-0	0-1	—	1-1
2004-05	0-1	1-0	—	1-1
2005-06	1-0	0-1	—	1-1
2006-07	1-0	1-0	—	2-0
2007-08	1-0	1-0	—	2-0
2008-09	1-0	0-1	—	1-1
2009-10	0-1	0-1	—	0-2
2010-11	1-0	0-1	—	1-1
2011-12	0-1	0-1	—	0-2
2012-13	1-0	0-1	—	1-1
2013-14	1-0	1-0	—	2-0
2014-15	1-0	1-0	—	2-0
2015-16	1-0	1-0	—	2-0
West	46-40	33-46	4-5	83-91
Total	80-55	47-91	19-19	146-165

WARRIORS VS. 76ERS SERIES FACTS (WEST COAST ERA)

Largest winning margin 43 vs. Philadelphia, February 10, 2014 (123-80)
 Largest losing margin 46 at Philadelphia, December 14, 1968 (91-137)
 Most points scored 148 at Syracuse, March 10, 1963 (148-163)
 Most points allowed 163 at Syracuse, March 10, 1963 (148-163)
 Fewest points scored 71 at Philadelphia, March 30, 2004 (71-95)
 Fewest points allowed 79 vs. Philadelphia, January 9, 1973 (111-79)
 Most points scored, Warriors (individual) 70, Wilt Chamberlain, at Syracuse, March 10, 1963 (148-163)
 Most points scored, 76ers (individual) 62, Wilt Chamberlain, at Philadelphia, March 3, 1966 (125-135)

PHOENIX SUNS



2016-17 SCHEDULE (ALL TIMES PACIFIC)

Sunday, October 30 at Phoenix (3:00)
 Sunday, November 13 at Golden State (5:00)
 Saturday, December 3 at Golden State (7:30)
 Wednesday, April 5 at Phoenix (7:00)

2015-16 VS. SUNS (4-0)

November 27 at Phoenix W 135-116
 December 16 at Golden State W 128-103
 February 10 at Phoenix W 112-104
 March 12 at Golden State W 123-116

CURRENT STREAKS VS. SUNS

Overall Won 7 (Won 15 of 18)
 Last Win March 12, 2016 (123-116)
 Last Loss November 9, 2014 (95-107)
Home Won 9 (Won 14 of 18)
 Last Home Win March 12, 2016 (123-116)
 Last Home Loss February 7, 2011 (92-104)
Road Won 3 (Lost 16 of 22)
 Last Road Win February 10, 2016 (112-104)
 Last Road Loss November 9, 2014 (95-107)

201 EAST JEFFERSON STREET
PHOENIX, AZ 85004
(602) 379-7900

DIRECTORY

Managing Partner Robert Sarver
 General Manager Ryan McDonough
 Head Coach Earl Watson
 Assistant Coaches Ty Corbin, Nate Bjorkgren, Marlon Garnett
 Vice President, Athlete Care/Head Athletic Trainer Aaron Nelson
 Vice President, Basketball Communications Julie Fie

GENERAL INFORMATION

Team Colors Purple, Orange, Black, Gray and Yellow
 Home Court Talking Stick Resort Arena (18,055)
 Radio Arizona Sports (98.7 FM)
 Radio Announcers Al McCoy, Tim Kempton
 Spanish Radio KSUN (1400 AM)
 Spanish Announcers Arturo Ochoa, Jorge Moreno, Enrique Cortez
 Television Fox Sports Arizona
 Television Announcers Steve Albert, Eddie Johnson, Ann Meyers Drysdale, Kevin Ray

BACKGROUND

Founded 1968-69
 2015-16 Record 23-59, Fourth in Pacific Division
 2016 Playoff Record Did Not Qualify

WARRIORS YEARLY RESULTS VS. SUNS

SEASON	HOME	AWAY	NEUTRAL	TOTAL
1968-69	2-1	2-1	—	4-2
1969-70	2-1	1-2	—	3-3
1970-71	0-2	2-1	—	2-3
1971-72	2-1	0-2	—	2-3
1972-73	1-2	1-2	—	2-4
1973-74	3-0	2-2	—	5-2
1974-75	3-1	2-2	—	5-3
1975-76	3-0	1-2	—	4-2
1976-77	2-0	2-0	—	4-0
1977-78	2-0	0-2	—	2-2
1978-79	0-2	1-1	—	1-3
1979-80	1-2	1-2	—	2-4
1980-81	2-1	0-3	—	2-4
1981-82	3-0	1-2	—	4-2
1982-83	1-2	1-2	—	2-4
1983-84	1-2	0-3	—	1-5
1984-85	1-2	1-2	—	2-4
1985-86	2-1	0-3	—	2-4
1986-87	0-3	1-2	—	1-5
1987-88	2-1	0-3	—	2-4
1988-89	2-1	0-3	—	2-4
1989-90	0-2	0-3	—	0-5
1990-91	1-1	0-2	—	1-3
1991-92	3-0	0-2	—	3-2
1992-93	1-1	0-3	—	1-4

SEASON	HOME	AWAY	NEUTRAL	TOTAL
1993-94	2-1	0-2	—	2-3
1994-95	1-1	2-1	—	3-2
1995-96	1-1	0-2	—	1-3
1996-97	0-2	0-2	—	0-4
1997-98	0-2	0-2	—	0-4
1998-99	1-0	0-2	—	1-2
1999-00	0-2	0-2	—	0-4
2000-01	1-1	1-1	—	2-2
2001-02	0-2	0-2	—	0-4
2002-03	2-0	0-2	—	2-2
2003-04	1-1	1-1	—	2-2
2004-05	1-1	1-1	—	2-2
2005-06	1-1	0-2	—	1-3
2006-07	1-1	0-2	—	1-3
2007-08	2-0	0-2	—	2-2
2008-09	1-1	0-2	—	1-3
2009-10	1-1	0-2	—	1-3
2010-11	0-2	0-2	—	0-4
2011-12	1-0	1-1	—	2-1
2012-13	2-0	2-0	—	4-0
2013-14	2-0	0-2	—	2-2
2014-15	2-0	1-1	—	3-1
2015-16	2-0	2-0	—	4-0
Total	65-49	30-88	95-137

WARRIORS VS. SUNS SERIES FACTS

Largest winning margin 30 vs. Phoenix, March 18, 1975 (133-103)
 Largest losing margin 38 at Phoenix, November 11, 1988 (103-141)
 Most points scored 139 at Phoenix, February 17, 1995 (139-128, OT)
 Most points allowed 154 vs. Phoenix, March 15, 2009 (130-154)*
 Fewest points scored 69 vs. Phoenix, January 20, 1998 (69-87)
 Fewest points allowed 80 at Phoenix, March 9, 2015 (98-80)*
 Most points scored, Warriors (individual) 51, Phil Smith, vs. Phoenix, January 8, 1976 (129-113)
 Most points scored, Suns (individual) 56, Tom Chambers, vs. Phoenix, February 18, 1990 (113-131)
 * Multiple occasions; most recent listed



2016-17 SCHEDULE (ALL TIMES PACIFIC)

Tuesday, November 1 at Portland (7:00)
 Saturday, December 17 at Golden State (7:30)
 Wednesday, January 4 at Golden State (7:30)
 Sunday, January 29 at Portland (6:00)

2015-16 VS. TRAIL BLAZERS (3-1)

January 8 at Portland W 128-108
 February 19 at Portland L 105-137
 March 11 at Golden State W 128-112
 April 3 at Golden State W 136-111

CURRENT STREAKS VS. TRAIL BLAZERS

Overall **Won 2 (Won 11 of 14)**
 Last Win April 3, 2016 (136-111)
 Last Loss February 19, 2016 (105-137)
Home **Won 4 (Won 18 of 21)**
 Last Home Win April 3, 2016 (136-111)
 Last Home Loss November 23, 2013 (101-113)
Road **Lost 1 (Won 5 of 7)**
 Last Road Win January 8, 2016 (128-108)
 Last Road Loss February 19, 2016 (105-137)

**ONE CENTER COURT
 SUITE 200
 PORTLAND, OR 97227
 (503) 234-9291**

DIRECTORY

Owner Paul Allen
 President of Basketball Operations Neil Olshley
 Head Coach Terry Stotts
 Assistant Coaches David Vanterpool, Nick Tibbetts, Dale Osborne,
 John McCullough, Jim Moran
 Head Athletic Trainer Geoff Clark
 Vice President of Basketball Communications Jim Taylor

GENERAL INFORMATION

Team Colors Scarlet, Black and White
 Home Court Moda Center (19,441)
 Radio Rip City Radio (620 AM)
 Radio Announcers Brian Wheeler
 Television KGW (Channel 8), CSN Northwest
 Television Announcers Kevin Calabro, Lamar Hurd

BACKGROUND

Founded 1970-71
 2015-16 Record 44-38, Second in Northwest Division
 2016 Playoff Record 5-6, Defeated L.A. Clippers (4-2), Lost to Golden State (1-4)

WARRIORS YEARLY RESULTS VS. TRAIL BLAZERS

SEASON	HOME	AWAY	NEUTRAL	TOTAL
1970-71	1-0	1-1	1-0	3-1
1971-72	3-0	1-2	—	4-2
1972-73	3-0	2-1	—	5-1
1973-74	3-1	0-3	—	3-4
1974-75	3-1	2-2	—	5-3
1975-76	2-1	2-1	—	4-2
1976-77	1-1	0-2	—	1-3
1977-78	1-1	0-2	—	1-3
1978-79	2-0	0-2	—	2-2
1979-80	2-1	0-3	—	2-4
1980-81	2-1	0-3	—	2-4
1981-82	1-2	1-2	—	2-4
1982-83	2-1	0-3	—	2-4
1983-84	2-1	0-3	—	2-4
1984-85	2-1	0-3	—	2-4
1985-86	1-2	0-3	—	1-5
1986-87	3-0	1-2	—	4-2
1987-88	1-2	0-3	—	1-5
1988-89	2-1	0-3	—	2-4
1989-90	1-1	1-1	—	2-2
1990-91	2-0	0-3	—	2-3
1991-92	1-2	1-1	—	2-3
1992-93	0-2	0-3	—	0-5
1993-94	2-1	1-1	—	3-2

SEASON	HOME	AWAY	NEUTRAL	TOTAL
1994-95	1-1	0-3	—	1-4
1995-96	0-2	1-1	—	1-3
1996-97	1-1	1-1	—	2-2
1997-98	0-2	1-1	—	1-3
1998-99	2-0	0-2	—	2-2
1999-00	0-2	0-2	—	0-4
2000-01	0-2	0-2	—	0-4
2001-02	2-0	0-2	—	2-2
2002-03	0-2	0-2	—	0-4
2003-04	1-1	1-1	—	2-2
2004-05	1-1	1-1	—	2-2
2005-06	2-0	2-0	—	4-0
2006-07	1-0	1-1	—	2-1
2007-08	2-0	0-2	—	2-2
2008-09	2-0	0-1	—	2-1
2009-10	1-1	1-1	—	2-2
2010-11	2-0	1-1	—	3-1
2011-12	1-1	0-2	—	1-3
2012-13	2-0	1-0	—	3-0
2013-14	1-1	1-1	—	2-2
2014-15	1-0	2-0	—	3-0
2015-16	2-0	1-1	—	3-1
Total	67-40	29-81	1-0	97-121

WARRIORS VS. TRAIL BLAZERS SERIES FACTS

Largest winning margin 30 vs. Portland, November 29, 1973 (119-89)
 Largest losing margin 45 at Portland, December 22, 1987 (91-136)
 Most points scored 151 vs. Portland, March 21, 1989 (151-127)
 Most points allowed 147 at Portland, April 15, 1988 (113-147)
 Fewest points scored 72 at Portland, March 23, 1999 (72-79)
 Fewest points allowed 70 vs. Portland, December 1, 1996 (98-70)
 Most points scored, Warriors (individual) 64, Rick Barry, vs. Portland, March 26, 1974 (143-120)
 Most points scored, Trail Blazers (individual) 51, Damian Lillard, at Portland, February 19, 2016 (105-137)

SACRAMENTO KINGS



2016-17 SCHEDULE (ALL TIMES PACIFIC)

Sunday, January 8.....at Sacramento (6:00)
 Saturday, February 4.....at Sacramento (7:30)
 Wednesday, February 15.....at Golden State (7:30)
 Friday, March 24.....at Golden State (7:30)

2015-16 VS. KINGS (4-0)

November 7 at Sacramento.....W.....103-94
 November 28 at Golden State.....W.....120-101
 December 28 at Golden State.....W.....122-103
 January 9 at Sacramento.....W.....128-116

CURRENT STREAKS VS. KINGS

Overall.....Won 12 (Won 13 of 14)
 Last Win.....January 9, 2016 (128-116)
 Last Loss.....March 27, 2013 (98-105)
Home.....Won 6 (Won 17 of 20)
 Last Home Win.....December 28, 2015 (122-103)
 Last Home Loss.....March 27, 2013 (98-105)
Road.....Won 6 (Won 7 of 9)
 Last Road Win.....January 9, 2016 (128-116)
 Last Road Loss.....December 19, 2012 (127-131)

500 DAVID STERN WALK
 SACRAMENTO, CA 95814
 (916) 928-0000

DIRECTORY

Owner.....Vivek Ranadive
 Vice President of Basketball Operations & GM.....Vlade Divac
 Head Coach.....Dave Joerges
 Assistant Coaches.....Elston Turner, Duane Ticknor, Bryan Gates
 Jason March, Bob Thornton, Nancy Lieberman
 Player Development Coach.....Larry Lewis
 Director, Sports Medicine.....Pete Youngman
 Head Athletic Trainer.....Manny Romero
 Director, Media Relations.....Chris Clark

GENERAL INFORMATION

Team Colors.....Black, Purple, Silver
 Home Court.....Golden 1 Center (17,500)
 Radio.....KHTK (1140 AM)
 Radio Announcer.....Gary Gerould
 Television.....Comcast SportsNet
 Television Announcers.....Grant Napear, Jerry Reynolds, Kayte Christensen

BACKGROUND

Founded.....1948-49, Rochester Royals; 1957-58, Cincinnati Royals;
 1972-73, Kansas City-Omaha Kings; 1975-76, Kansas City Kings;
 1985-86, Sacramento Kings
 2015-16 Record.....33-49, Third in Pacific Division
 2016 Playoff Record.....Did Not Qualify

WARRIORS YEARLY RESULTS VS. KINGS

SEASON	HOME	AWAY	NEUTRAL	TOTAL
Philadelphia Totals	25-16	19-31	13-5	57-52
1962-63	2-2	0-4	1-0	3-6
1963-64	2-2	2-1	0-2	4-5
1964-65	1-4	1-4	—	2-8
1965-66	3-1	1-2	1-2	5-5
1966-67	2-3	1-2	1-0	4-5
1967-68	3-1	0-3	—	3-4
1968-69	1-2	1-1	1-0	3-3
1969-70	1-2	3-0	—	4-2
1970-71	2-1	1-0	0-1	3-2
1971-72	2-0	1-2	—	3-2
1972-73	3-0	1-2	—	4-2
1973-74	2-1	1-2	—	3-3
1974-75	2-0	0-2	—	2-2
1975-76	2-0	2-1	—	4-1
1976-77	1-1	0-2	—	1-3
1977-78	1-1	2-0	—	3-1
1978-79	1-1	1-1	—	2-2
1979-80	2-1	1-2	—	3-3
1980-81	2-0	3-0	—	5-0
1981-82	2-1	1-1	—	3-2
1982-83	0-2	1-2	—	1-4
1983-84	3-0	1-1	—	4-1
1984-85	2-0	0-3	—	2-3
1985-86	2-1	0-2	—	2-3
1986-87	2-0	2-1	—	4-1
1987-88	2-1	0-2	—	2-3
1988-89	1-1	1-2	—	2-3
1989-90	2-1	1-1	—	3-2

SEASON	HOME	AWAY	NEUTRAL	TOTAL
1989-90	2-1	1-1	—	3-2
1990-91	2-0	0-3	—	2-3
1991-92	2-0	3-0	—	5-0
1992-93	1-1	3-0	—	4-1
1993-94	3-0	1-1	—	4-1
1994-95	0-2	0-3	—	0-5
1995-96	1-1	0-2	—	1-3
1996-97	1-1	0-2	—	1-3
1997-98	1-1	1-1	—	2-2
1998-99	1-1	0-1	—	1-2
1999-00	1-1	0-2	—	1-3
2000-01	0-2	0-2	—	0-4
2001-02	0-2	0-2	—	0-4
2002-03	0-2	0-2	—	0-4
2003-04	2-0	0-2	—	2-2
2004-05	1-1	2-0	—	3-1
2005-06	1-1	1-1	—	2-2
2006-07	2-0	1-1	—	3-1
2007-08	2-0	1-1	—	3-1
2008-09	1-1	1-1	—	2-2
2009-10	2-0	0-2	—	2-2
2010-11	1-1	1-1	—	2-2
2011-12	2-0	1-1	—	3-1
2012-13	1-1	0-2	—	1-3
2013-14	2-0	2-0	—	4-0
2014-15	2-0	2-0	—	4-0
2015-16	2-0	2-0	—	4-0
West	85-49	51-79	4-5	140-133
Total	110-65	70-110	17-10	197-185

WARRIORS VS. KINGS SERIES FACTS (WEST COAST ERA)

Largest winning margin.....62 vs. Sacramento, November 2, 1991 (153-91)
 Largest losing margin.....31 at Sacramento, November 8, 2000 (84-115)
 Most points scored.....155 vs. Sacramento, March 4, 1989 (155-143)
 Most points allowed.....148 at Cincinnati, January 16, 1968 (121-148)
 Fewest points scored.....77 at Sacramento, February 21, 2006 (77-102)
 Fewest points allowed.....69 vs. Sacramento, April 4, 2014 (102-69)
 Most points scored, Warriors (individual).....62, Wilt Chamberlain, at Cincinnati, November 15, 1964 (122-106)
 Most points scored, Kings (individual).....50, Kevin Martin, vs. Sacramento, April 1, 2009 (143-141)



2016-17 SCHEDULE (ALL TIMES PACIFIC)

Tuesday, October 25at Golden State (7:30)
 Saturday, March 11at San Antonio (5:30)
 Wednesday, March 29at San Antonio (6:30)

2015-16 VS. SPURS (3-1)

January 25 at Golden StateW120-90
 March 19 at San AntonioL79-87
 April 7 at Golden StateW112-101
 April 10 at San AntonioW92-86

CURRENT STREAKS VS. SPURS

OverallWon 2 (Won 4 of 6)
 Last Win April 10, 2016 (92-86)
 Last Loss March 19, 2016 (79-87)
HomeWon 3 (Won 5 of 8)
 Last Home Win April 7, 2016 (112-101)
 Last Home Loss November 11, 2014 (110-113)
RoadWon 1 (Lost 33 of 34)
 Last Road Win April 10, 2016 (92-86)
 Last Road Loss March 19, 2016 (79-87)

ONE AT&T CENTER
 SAN ANTONIO, TX 78219
 (210) 444-5000

DIRECTORY

Chairman & CEO Julianna Hawn Holt
 President of Basketball Operations/Head Coach Gregg Popovich
 President of Sports Franchises/General Manager R.C. Buford
 Assistant Coaches Ettore Messina, Ime Udoka, James Borrego
 Chip Engelland, Becky Hammon, Will Hardy
 Head Athletic Trainer Will Sevensing
 Senior Director of Communications Tom James

General Information

Team Colors Metallic Silver, Black
 Home Court AT&T Center (18,460)
 Radio WOAI (1200 AM)
 Radio Announcer Bill Schoening
 Spanish Radio KCOR (1350 AM)
 Spanish Radio Announcer Paul Castro
 Television KENS (Channel 5), KMYS (Channel 35), Fox Sports Southwest (Channel 26)
 Television Announcers Bill Land, Sean Elliott, Andrew Monaco

Background

Founded 1967-68, Dallas Chaparrals; 1970-71, Texas Chaparrals;
 1971-72, Dallas Chaparrals; 1973-74, San Antonio Spurs
 2015-16 Record 67-15, First in Southwest Division
 2016 Playoff Record 6-4, Defeated Memphis (4-0), Lost to Oklahoma City (2-4)

WARRIORS YEARLY RESULTS VS. SPURS

SEASON	HOME	AWAY	NEUTRAL	TOTAL
1976-77	2-0	0-2	—	2-2
1977-78	1-1	2-0	—	3-1
1978-79	0-2	1-1	—	1-3
1979-80	0-1	0-1	—	0-2
1980-81	1-1	0-3	—	1-4
1981-82	2-1	1-1	—	3-2
1982-83	1-1	0-3	—	1-4
1983-84	3-0	0-2	—	3-2
1984-85	1-1	0-3	—	1-4
1985-86	2-1	0-2	—	2-3
1986-87	2-0	2-1	—	4-1
1987-88	2-1	1-1	—	3-2
1988-89	1-1	2-0	—	3-1
1989-90	1-1	0-2	—	1-3
1990-91	1-1	1-1	—	2-2
1991-92	1-1	1-1	—	2-2
1992-93	1-1	2-0	—	3-1
1993-94	1-1	1-1	—	2-2
1994-95	0-2	1-1	—	1-3
1995-96	1-1	0-2	—	1-3
1996-97	2-0	2-0	—	4-0

SEASON	HOME	AWAY	NEUTRAL	TOTAL
1997-98	1-1	0-2	—	1-3
1998-99	0-2	0-1	—	0-3
1999-00	0-2	0-2	—	0-4
2000-01	0-2	0-2	—	0-4
2001-02	0-2	0-2	—	0-4
2002-03	1-1	0-2	—	1-3
2003-04	2-0	0-2	—	2-2
2004-05	0-1	0-2	—	0-3
2005-06	0-2	0-2	—	0-4
2006-07	1-1	0-2	—	1-3
2007-08	2-0	0-1	—	2-1
2008-09	0-2	0-2	—	0-4
2009-10	0-1	0-2	—	0-3
2010-11	0-2	0-2	—	0-4
2011-12	0-2	0-1	—	0-3
2012-13	2-0	0-2	—	2-2
2013-14	0-2	0-2	—	0-4
2014-15	1-1	0-1	—	1-2
2015-16	2-0	1-1	—	3-1
Total	38-43	18-61	—	56-104

WARRIORS VS. SPURS SERIES FACTS

Largest winning margin 37 vs. San Antonio, February 15, 1989 (133-96)
 Largest losing margin 45 at San Antonio, January 8, 1985 (94-139)
 Most points scored 154 vs. San Antonio, January 7, 1984 (154-133)
 Most points allowed 147 at San Antonio, March 19, 2010 (116-147)
 Fewest points scored 71 at San Antonio, November 10, 2004 (71-91)
 Fewest points allowed 76 at San Antonio, November 8, 2014 (74-76)
 Most points scored, Warriors (individual) 57, Purvis Short, vs. San Antonio, January 7, 1984 (154-133)
 Most points scored, Spurs (individual) 47, George Gervin, at San Antonio, November 13, 1979 (127-131, OT)

TORONTO RAPTORS



2016-17 SCHEDULE (ALL TIMES PACIFIC)

Wednesday, November 16.....at Toronto (5:00)
 Wednesday, December 28.....at Golden State (7:30)

2015-16 VS. RAPTORS (2-0)

November 17 at Golden State.....W.....115-110
 December 5 at Toronto.....W.....112-109

CURRENT STREAKS VS. RAPTORS

Overall **Won 4 (Won 12 of 14)**
 Last Win December 5, 2015 (112-109)
 Last Loss..... March 2, 2014 (98-104)
Home **Won 11 (Won 12 of 13)**
 Last Home Win November 17, 2015 (115-110)
 Last Home Loss February 8, 2004 (81-84, OT)
Road **Won 2 (Won 5 of 7)**
 Last Road Win December 5, 2015 (112-109)
 Last Road Loss..... March 2, 2014 (98-104)

40 BAY STREET
 TORONTO, ONTARIO M5J 2X2
 (416) 815-5600

DIRECTORY

Chairman of the Board & NBA Governor Lawrence M. Tanenbaum, O.C.
 President Masai Ujiri
 General Manager Jeff Weltman
 Head Coach Dwane Casey
 Assistant Coaches Rex Kalamian, Nick Nurse, Jama Mahlalela,
 Patrick Mutombo, Jim Sann
 Assistant Coach/Director of Sports Science Alex McKechnie
 Head Athletic Trainer Scott McCullough
 Director, Media Relations Jim LaBumbard

GENERAL INFORMATION

Team Colors Red, Black and Silver
 Home Court Air Canada Centre (19,800)
 Radio TSN Radio 1050, Sportsnet 590 The FAN
 Radio Announcers..... Paul Jones, Eric Smith, Jack Armstrong, Sherman Hamilton
 Television..... TSN, TSN2, Sportsnet, Sportsnet ONE
 Television Announcers Matt Devlin, Leo Rautins, Jack Armstrong, Sherman Hamilton

BACKGROUND

Founded 1995-96
 2015-16 Record 56-26, First in Atlantic Division
 2016 Playoff Record 10-6, Defeated Indiana (4-3), Defeated Miami (4-3),
 Lost to Cleveland (2-4)

WARRIORS YEARLY RESULTS VS. RAPTORS

SEASON	HOME	AWAY	NEUTRAL	TOTAL
1995-96	1-0	0-1	—	1-1
1996-97	1-0	1-0	—	2-0
1997-98	0-1	0-1	—	0-2
1998-99	0-0	0-0	—	0-0
1999-00	0-1	0-1	—	0-2
2000-01	0-1	0-1	—	0-2
2001-02	0-1	0-1	—	0-2
2002-03	1-0	1-0	—	2-0
2003-04	0-1	1-0	—	1-1
2004-05	1-0	0-1	—	1-1
2005-06	1-0	1-0	—	2-0
2006-07	1-0	0-1	—	1-1
2007-08	1-0	1-0	—	2-0
2008-09	1-0	0-1	—	1-1
2009-10	1-0	1-0	—	2-0
2010-11	1-0	1-0	—	2-0
2011-12	—	0-1	—	0-1
2012-13	1-0	1-0	—	2-0
2013-14	1-0	0-1	—	1-1
2014-15	1-0	1-0	—	2-0
2015-16	1-0	1-0	—	2-0
Total	14-5	10-10	—	24-15

WARRIORS VS. RAPTORS SERIES FACTS

Largest winning margin 38 vs. Toronto, March 25, 2011 (138-100)
 Largest losing margin 22 at Toronto, January 9, 2005 (87-109)
 Most points scored 138 vs. Toronto, March 25, 2011 (138-100)
 Most points allowed 120 at Toronto, December 17, 2006 (115-120)
 Fewest points scored 75 at Toronto, March 4, 2012 (75-83)
 Fewest points allowed 78 at Toronto, March 31, 2004 (85-85)
 Most points scored, Warriors (individual) 44, Stephen Curry, at Toronto, December 5, 2015 (112-109)
 Most points scored, Raptors (individual) 42, Chris Bosh, at Toronto, April 4, 2010 (113-112)



2016-17 SCHEDULE (ALL TIMES PACIFIC)

Thursday, December 8.....at Utah (6:00)
 Tuesday, December 20.....at Golden State (7:30)
 Monday, April 10.....at Golden State (7:30)

2015-16 VS. JAZZ (4-0)

November 30 at Utah.....W.....106-103
 December 23 at Golden State.....W.....103-85
 March 9 at Golden State.....W.....115-94
 March 30 at Utah.....W.....103-96 (OT)

CURRENT STREAKS VS. JAZZ

Overall.....Won 5 (Won 11 of 12)
 Last Win.....March 30, 2016 (103-96, OT)
 Last Loss.....January 30, 2015 (100-110)
Home.....Won 6 (Won 9 of 11)
 Last Home Win.....March 9, 2016 (115-94)
 Last Home Loss.....April 7, 2013 (90-97)
Road.....Won 2 (Won 5 of 6)
 Last Road Win.....March 30, 2016 (103-96, OT)
 Last Road Loss.....January 30, 2015 (100-110)

**301 WEST SOUTH TEMPLE
 SALT LAKE CITY, UT 84101
 (801) 325-2500**

DIRECTORY

Owner.....Gail Miller
 General Manager.....Dennis Lindsey
 Head Coach.....Quin Snyder
 Assistant Coaches.....Johnnie Bryant, Alex Jensen, Igor Kokoskov, Antonio Lang, Mike Wells
 Assistant Coach/Integrated Player Development.....Jeff Watkinson
 Assistant Coach/Basketball Strategy.....Zach Guthrie
 Assistant Coach/Player Development.....Lamar Skeeter
 Head Athletic Trainer.....Brian Zettler
 Vice President, Communications.....Jonathan Rinehart

GENERAL INFORMATION

Team Colors.....Navy, Dark Green and Dark Yellow
 Home Court.....Vivint Smart Home Arena (19,911)
 Radio.....KZNS (1280 AM/97.5 FM "The Zone")
 Radio Announcers.....David Locke, Ron Boone
 Television.....ROOT Sports
 Television Announcers.....Craig Bolerjack, Matt Harpring, Kristen Kenney

BACKGROUND

Founded.....1974-75, New Orleans Jazz; 1978-79, Utah Jazz
 2015-16 Record.....40-42, Third in Northwest Division
 2016 Playoff Record.....Did Not Qualify

WARRIORS YEARLY RESULTS VS. JAZZ

SEASON	HOME	AWAY	NEUTRAL	TOTAL
1974-75	2-0	0-2	—	2-2
1975-76	1-1	1-1	—	2-2
1976-77	1-1	0-2	—	1-3
1977-78	0-2	0-2	—	0-4
1978-79	2-0	1-1	—	3-1
1979-80	1-2	1-2	—	3-3
1980-81	2-1	2-0	—	4-1
1981-82	2-0	1-2	—	3-2
1982-83	2-1	1-1	—	3-2
1983-84	0-2	1-2	—	1-4
1984-85	1-2	0-2	—	1-4
1985-86	1-1	1-2	—	2-3
1986-87	2-1	0-2	—	2-3
1987-88	1-1	0-3	—	1-4
1988-89	2-0	0-2	—	2-2
1989-90	2-0	0-2	—	2-2
1990-91	1-1	0-2	—	1-3
1991-92	1-1	0-2	—	1-3
1992-93	2-0	1-1	—	3-1
1993-94	2-0	1-1	—	3-1
1994-95	1-1	1-1	—	2-2
1995-96	1-1	0-2	—	1-3

SEASON	HOME	AWAY	NEUTRAL	TOTAL
1996-97	0-2	0-2	—	0-4
1997-98	0-2	0-2	—	0-4
1998-99	0-2	0-2	—	0-4
1999-00	0-2	0-2	—	0-4
2000-01	1-1	0-2	—	1-3
2001-02	0-2	0-2	—	0-4
2002-03	2-0	0-2	—	2-2
2003-04	2-0	0-2	—	2-2
2004-05	1-1	1-0	—	2-1
2005-06	0-2	1-1	—	1-3
2006-07	2-0	0-2	—	2-2
2007-08	0-1	0-2	—	0-3
2008-09	1-1	1-1	—	2-2
2009-10	0-2	0-1	—	0-3
2010-11	2-0	1-1	—	3-1
2011-12	1-1	0-2	—	1-3
2012-13	0-1	1-1	—	1-2
2013-14	2-0	2-0	—	4-0
2014-15	2-0	1-1	—	3-1
2015-16	2-0	2-0	—	4-0
Total	49-38	22-65	—	71-103

WARRIORS VS. JAZZ SERIES FACTS

Largest winning margin.....46 vs. Utah, January 15, 1986 (150-104)
 Largest losing margin.....39 at Utah, April 13, 1992 (99-138)
 Most points scored.....150 vs. Utah, January 15, 1986 (150-104)
 Most points allowed.....138 at Utah, April 13, 1992 (99-138)
 Fewest points scored.....77 at Utah, March 10, 2004 (77-91)
 Fewest points allowed.....78 vs. Utah, November 5, 2010 (85-78)*
 Most points scored, Warriors (individual).....52, Joe Barry Carroll, vs. Utah, March 5, 1983 (127-121)
 Most points scored, Jazz (individual).....56, Karl Malone, vs., Utah, April 7, 1998 (99-101)
 * Multiple occasions; most recent listed

WASHINGTON WIZARDS



2016-17 SCHEDULE (ALL TIMES PACIFIC)
 Tuesday, February 28.....at Washington (4:00)
 Sunday, April 2.....at Golden State (5:00)

2015-16 VS. WIZARDS (2-0)
 February 3 at WashingtonW134-121
 March 29 at Golden StateW102-94

CURRENT STREAKS VS. WIZARDS
Overall **Won 4 (Won 10 of 11)**
 Last Win March 29, 2016 (102-94)
 Last Loss January 28, 2014 (85-88)
Home **Won 2 (Won 7 of 9)**
 Last Home Win March 29, 2016 (102-94)
 Last Home Loss January 28, 2014 (85-88)
Road **Won 6 (Won 7 of 9)**
 Last Road Win February 3, 2016 (134-121)
 Last Road Loss April 6, 2010 (94-112)

601 F STREET NW
 WASHINGTON, DC 20004
 (202) 661-5000

DIRECTORY

Majority Owner.....Ted Leonsis
 PresidentErnie Grunfeld
 Head Coach.....Scott Brooks
 Assistant CoachesTony Brown, Sidney Lowe, Chad Iske, Mike Terpstra, Maz Trakh
 Head Athletic TrainerCorey Bennett
 Vice President, Communications.....Scott Hall

General Information

Team ColorsRed, White & Blue
 Home CourtVerizon Center (20,356)
 RadioTBD
 Radio AnnouncerDave Johnson, Glenn Consor
 Television.....Comcast SportsNet (Cable)
 Television AnnouncersSteve Buckhantz, Phil Chenier, Chris Miller

Background

Founded1961-62, Chicago Packers; 1962-63, Chicago Zephyrs;
1963-64, Baltimore Bullets; 1973-74, Capital Bullets;
1975-76, Washington Bullets; 1997-98, Washington Wizards
 2015-16 Record41-41, Fourth in Southeast Division
 2016 Playoff Record.....Did Not Qualify

WARRIORS YEARLY RESULTS VS. WIZARDS

SEASON	HOME	AWAY	NEUTRAL	TOTAL
Philadelphia Totals	3-0	4-0	3-0	10-0
1962-63	3-2	3-1	0-1	6-4
1963-64	4-1	3-2	—	7-3
1964-65	3-2	0-3	0-1	3-6
1965-66	3-0	1-3	2-1	6-4
1966-67	4-0	2-1	1-1	7-2
1967-68	2-1	3-1	—	5-2
1968-69	3-0	0-3	—	3-3
1969-70	1-2	0-3	—	1-5
1970-71	2-0	1-2	—	3-2
1971-72	3-0	1-1	—	4-1
1972-73	1-1	0-1	0-1	1-3
1973-74	1-1	0-2	—	1-3
1974-75	1-1	0-2	—	1-3
1975-76	1-1	2-0	—	3-1
1976-77	2-0	1-1	—	3-1
1977-78	2-0	0-2	—	2-2
1978-79	2-0	0-2	—	2-2
1979-80	0-1	0-1	—	0-2
1980-81	0-1	1-0	—	1-1
1981-82	1-0	0-1	—	1-1
1982-83	1-0	1-0	—	2-0
1983-84	1-0	1-0	—	2-0
1984-85	1-0	0-1	—	1-1
1985-86	1-0	0-1	—	1-1
1986-87	0-1	0-1	—	0-2
1987-88	0-1	0-1	—	0-2
1988-89	1-0	0-1	—	1-1
1989-90	1-0	0-1	—	1-1

SEASON	HOME	AWAY	NEUTRAL	TOTAL
1990-91	0-1	0-1	—	0-2
1991-92	1-0	1-0	—	2-0
1992-93	1-0	0-1	—	1-1
1993-94	1-0	1-0	—	2-0
1994-95	1-0	1-0	—	2-0
1995-96	1-0	0-1	—	1-1
1996-97	0-1	0-1	—	0-2
1997-98	0-1	0-1	—	0-2
1998-99	1-0	—	—	1-0
1999-00	1-0	0-1	—	1-1
2000-01	0-1	0-1	—	0-2
2001-02	0-1	1-0	—	1-1
2002-03	1-0	1-0	—	2-0
2003-04	1-0	0-1	—	1-1
2004-05	0-1	1-0	—	1-1
2005-06	0-1	0-1	—	0-2
2006-07	1-0	0-1	—	1-1
2007-08	1-0	1-0	—	2-0
2008-09	1-0	0-1	—	1-1
2009-10	0-1	0-1	—	0-2
2010-11	1-0	1-0	—	2-0
2011-12	—	1-0	—	1-0
2012-13	1-0	1-0	—	2-0
2013-14	0-1	1-0	—	1-1
2014-15	1-0	1-0	—	2-0
2015-16	1-0	1-0	—	2-0
West	61-25	33-51	3-5	97-81
Total	64-25	37-51	6-5	107-81

WARRIORS VS. WIZARDS SERIES FACTS (WEST COAST ERA)

Largest winning margin40 at Washington, November 22, 1975 (111-71)
 Largest losing margin35 at Baltimore, December 27, 1969 (112-147)
 Most points scored146 vs. Baltimore, January 24, 1967 (146-125)
 Most points allowed147 at Baltimore, December 27, 1969 (112-147)
 Fewest points scored79 at Washington, January 2, 2004 (79-97)
 Fewest points allowed71 at Washington, November 22, 1975 (111-71)
 Most points scored, Warriors (individual)56, Wilt Chamberlain, vs. Baltimore, December 1, 1964 (137-136, 207)
 Most points scored, Wizards (individual)50, Tracy Murray, vs. Washington, February 10, 1998 (87-99)



SANTA CRUZ WARRIORS



903 Pacific Avenue, Suite 101
Santa Cruz, CA 95060
(831) 713-4400
santacruzbasketball.com
@DLeagueWarriors

Affiliation: Golden State
Owners: GSW Development LLC
President: Chris Murphy
General Manager: Kent Lacob
Head Coach: Casey Hill
Assistant Coaches: Ross McMains,
Kelly Peters
PR Contact: Gina Antonielli,
gantonielli@santacruzbasketball.com

Kaiser Permanente Arena
140 Front Street
Santa Cruz, CA 95060

Shortly after purchasing the Golden State Warriors in November of 2010, owners Joe Lacob and Peter Guber vowed to improve the team's development of young players. In an effort to help that process, the Warriors purchased the Dakota Wizards franchise of the NBA Development League in the summer of 2011, forging a one-on-one relationship between the two clubs and giving the Warriors total control over the roster, coaching staff and business operations of the D-League team.

In the summer of 2012, the Warriors announced their intention to move the D-League team to Northern California and rebrand the club as the Santa Cruz Warriors. Having the team in close proximity to the parent club allows the Warriors to more easily monitor their players who are on assignment in the D-League, while also making it much easier for players and staff to travel between the two clubs.

On October 10, 2012, the NBA Development League officially approved the relocation of the club from Bismarck, ND, to Northern California for the 2012-13 campaign. In the matter of 78 days, the Warriors erected Kaiser Permanente Arena, a 2,500-seat facility located in downtown Santa Cruz, and were ready to play their inaugural season in Surf City.

The team, which is celebrating its fifth season in Northern California, made an instant connection with the Santa Cruz and central coast communities, playing its first four seasons in front of a passionate fan base that has averaged near-capacity crowds each game.

On the court, the Warriors advanced to the NBA D-League Finals in each of their first three seasons and won the 2015 D-League Championship. On the development side, Santa Cruz earned the 2013-14 NBA D-League "Development Champion" Award, which recognizes the D-League team that best embodies the league's goals of developing NBA basketball talent via GATORADE Call-Ups and assignments.

Off the court, the Santa Cruz Warriors were named the "Business of the Year" by the Santa Cruz Chamber of Commerce in 2016 for their contributions to building the economic vitality, prosperity and quality of life in Santa Cruz County.



CHRIS MURPHY
PRESIDENT



KENT LACOB
GENERAL MANAGER



For more information on the Santa Cruz Warriors, visit santacruzbasketball.com.



CASEY HILL

HEAD COACH

Casey Hill is in his fourth season as head coach of the Santa Cruz Warriors, owning a career record of 83-67 (.553) in his first three years at the helm. Hill led the Warriors to their first-ever NBA D-League title in 2014-15, setting franchise records with 35 regular-season wins and 11-straight victories. In Hill's first year as head coach in 2013-14, he led the Warriors to a 29-21 regular-season record and an appearance in the D-League Finals.



Over the past three seasons, the Boerne, TX, native has coached nine Golden State Warriors during their assignments to Santa Cruz while developing five Warriors who earned a total of 15 GATORADE Call-Ups to the NBA. Hill and his staff played an integral part in the Santa Cruz Warriors earning the 2013-14 NBA D-League "Development Champion" Award, an annual honor that recognizes the team that best embodies the league's goals of developing NBA basketball talent via Call-Ups and assignments.

Before his promotion to head coach, Hill spent the previous two seasons as an assistant coach of the franchise, helping lead the Warriors to the D-League Finals during the 2012-13 campaign. In his first season as an assistant in 2011-12, he helped the Dakota Wizards finish at the top of the Eastern Conference.

Prior to joining the Santa Cruz staff, Hill worked under his father, longtime NBA coach Bob Hill, with the Tokyo Apache, a professional team in Japan. Hill is a graduate of Trinity University in San Antonio, where he was a member of the Tigers' basketball team. He resides in Capitola with his wife, Lizz, an artist who has shown her work at numerous venues in the Santa Cruz area.



ROSS McMAINS

ASSISTANT COACH

Ross McMains is in his first season as assistant coach with the Santa Cruz Warriors. McMains, who was raised on Waiheke Island in New Zealand, spent last season as the head coach of the Taranaki Mountain Airs in New Zealand's top professional basketball league and as an assistant coach of the New Zealand Men's National Team. His coaching résumé also features stops in Italy, France, Latvia and China.

In addition to his international experience, McMains served as a special assistant with the Sacramento Kings in 2012-13, where he specialized in player development. He spent the following two years as an assistant coach with Sacramento's NBA Development League affiliate, the Reno Bighorns, where the club led the NBA D-League in scoring (133.1 points per game) and GATORADE Call-Ups to the NBA (7) in 2014-15.

McMains spends his summers in Santa Barbara, where he performs offseason workouts and skill analysis with players. Additionally, he provides weekly tutorials for Muho.tv, a China-based website.

KELLY PETERS

ASSISTANT COACH

Kelly Peters is in his first season as assistant coach with the Santa Cruz Warriors and third season with the Warriors organization after spending the previous two years as an advance scout for Golden State.

Prior to joining the Warriors, Peters spent 14 years at his alma mater as an assistant coach at Torrey Pines High School in San Diego beginning in 2001, where he helped guide the school's basketball team to 10 league titles and two CIF Section titles. At Torrey Pines, Peters worked on the staff of Head Coach John Olive, a former NBA player who previously served as head coach in the college ranks at Loyola Marymount and is a member of the Villanova Hall of Fame. Peters also coached the Los Angeles-based Pump N Run AAU team that featured Warriors guard Klay Thompson.



A native of San Diego, Peters worked for Turner and CBS for four years, where he helped broadcasters, including Warriors Head Coach Steve Kerr and legendary play-by-play man Marv Albert, prepare for the NCAA Tournament.

WARRIORS D-LEAGUE HISTORY

WARRIORS D-LEAGUE AFFILIATION HISTORY

Year	Team	Head Coach	Record	Position
2005-06	Ft. Worth Flyers	Sam Vincent	28-20	1st Place
2006-07	Bakersfield Jam	Jim Harrick	19-31	6th Western Division
2007-08	Bakersfield Jam	Jim Harrick/Sean Rooks/Scott Roth	11-39	5th Western Division
2008-09	Bakersfield Jam	Scott Roth	26-24	3rd Western Division
2009-10	Bakersfield Jam	Will Voigt	17-33	8th Western Division
2010-11	Reno Bighorns	Eric Musselman	34-16	1st Western Division
2011-12	Dakota Wizards*	Nate Bjorkgren	29-21	T1st Eastern Conference
2012-13	Santa Cruz Warriors*	Nate Bjorkgren	32-18	2nd Western Division; D-League Finals
2013-14	Santa Cruz Warriors*	Casey Hill	29-21	2nd Western Division; D-League Finals
2014-15	Santa Cruz Warriors*	Casey Hill	35-15	1st Western Conf; D-League Champs
2015-16	Santa Cruz Warriors*	Casey Hill	19-31	4th Pacific Division

*Team owned & operated by Golden State Warriors

WARRIORS NBA D-LEAGUE ASSIGNMENT & CALL-UP HISTORY

NBA players in the first three years of their careers may be assigned to their NBA D-League affiliate an unlimited number of times, according to the NBA Collective Bargaining Agreement. Additionally, players beyond the first three years of their NBA careers may be assigned to their NBA D-League affiliate with their consent and the consent of the National Basketball Players Association.

With the Warriors D-League team located in close proximity to the parent club, players in recent years have been assigned to the D-League not only for games, but also to get additional practice time.

The NBA D-League continues to grow, recording all-time highs for NBA player assignments (321) and players on end-of-regular-season NBA rosters with NBA D-League experience (174 players, 39% of all NBA players) in the 2015-16 season.

Warriors D-League Assignment History

2006-07:	Patrick O'Bryant (three times)
2007-08:	Kosta Perovic (twice)
	Patrick O'Bryant (once)
2008-09:	Richard Hendrix (once)
	DeMarcus Nelson (once)
2010-11:	Jeremy Lin (three times)
2011-12:	Jeremy Tyler (once)
	Chris Wright (twice)
2012-13:	Kent Bazemore (five times)
	Jeremy Tyler (five times)
	Malcolm Thomas (once)
	Scott Machado (once)
2013-14:	Ognjen Kuzmic (10 times)
	Nemanja Nedovic (nine times)
	Dewayne Dedmon (twice)
	Kent Bazemore (twice)
	MarShon Brooks (twice)
2014-15:	Ognjen Kuzmic (eight times)
	James Michael McAdoo (four times)
	Festus Ezeli (once)
	Justin Holiday (once)
2015-16:	Kevon Looney (four times)



Golden State Warriors forward Kevon Looney appeared in 12 games with Santa Cruz over four assignments in 2015-16.

Warriors D-League Call-Up History

2003-04:	Rusty LaRue
2005-06:	Will Bynum
2006-07:	Renaldo Major, Kelenna Azubuike
2007-08:	C.J. Watson
2008-09:	Jermareo Davidson
2009-10:	Chris Hunter, Cartier Martin, Anthony Tolliver, Coby Karl, Reggie Williams
2010-11:	Jeff Adrien
2011-12:	Mickell Gladness, Keith Benson, Mikki Moore
2012-13:	Malcolm Thomas, Scott Machado, Dwayne Jones
2013-14:	Dewayne Dedmon, Hilton Armstrong
2014-15:	James Michael McAdoo



Kelenna Azubuike was a D-League Call-Up in 2006-07 and went on to play 205 games with Golden State over four seasons.



SANTA CRUZ WARRIORS

2016 - 17 SEASON

PRESENTED BY KAISER PERMANENTE

	SUN	MON	TUE	WED	THU	FRI	SAT
NOVEMBER		6	7	1	2	3	4
				8	9	10	11
				12	13	14	15
	3:00 PM Reno			16	17	18	19
			20	21	22	23	24
			25	26	27	28	29
			30	31			
DECEMBER					10:30 AM Long Island	1	2
		4	5	6	7	8	9
				4:00 PM Delaware			
				11	12	13	14
				15	16	17	18
				19	20	21	22
			23	24	25	26	
			27	28	29	30	31
JANUARY		1	2	3	4	5	6
	1:00 PM Austin	8	9	10	11	12	13
			5:00 PM Rio Grande Valley	16	17	18	19
				22	23	24	25
				29	30	31	
FEBRUARY						7:00 PM Grand Rapids	7
						7:00 PM Salt Lake City	14
						6:00 PM Salt Lake City	28
MARCH							

HOME GAME ALL TIMES PACIFIC

@DLEAGUEWARRIORS

SANTACRUZBASKETBALL.COM | 831.713.4400

NBA DEVELOPMENT LEAGUE DIRECTORY



NBA Development League

Olympic Tower

645 5th Avenue

New York, NY 10022

PR Contacts: Joanna Shapiro, Michael Perrelli

Website: www.NBA.com/dleague

Austin Spurs

13581 Pond Springs Road, Suite 108
Austin, TX 78729
Tel: (512) 236-8333; Fax: (512) 236-8444
Arena: Cedar Park Center
PR Contact: Perri Travillion
Website: www.austinspurs.com
NBA Affiliation: San Antonio

Canton Charge

1101 Market Avenue North
Canton, OH 44702
Tel: (866) 444-1944; Fax: (330) 489-1703
Arena: Canton Memorial Civic Center
PR Contact: Sean Wyatt
Website: www.cantoncharge.com
NBA Affiliation: Cleveland

Delaware 87ers

300 Martin Luther King Blvd, Suite 200
Wilmington, DE 19801
Tel: (302) 504-7587; Fax: (302) 351-5370
Arena: Bob Carpenter Center
PR Contact: Alex Yoh
Website: www.sevens.com
NBA Affiliation: Philadelphia

Erie BayHawks

110 East 8th Street
Erie, PA 16501
Tel: (814) 790-5600; Fax: (814) 790-5608
Arena: Erie Insurance Arena
PR Contact: Iris Rayburn
Website: www.nbaerie.com
NBA Affiliation: Orlando

Fort Wayne Mad Ants

1910 St. Joe Center Rd, Suite 61
Fort Wayne, IN 46825
Tel: (260) 469-4667; Fax: (260) 469-4674
Arena: Allen County War Memorial Coliseum
PR Contact: Vinessa Needham
Website: www.fortwaynehoops.com
NBA Affiliation: Indiana

Grand Rapids Drive

40 Monroe Center NW, Suite 11
Grand Rapids MI 49503
Tel: (844) 473-7483
Arena: DeltaPlex Arena
PR Contact: Sarah Parfet Jbara
Website: www.nbagrandrapids.com
NBA Affiliation: Detroit

Greensboro Swarm

2411 West Gate City Blvd.
Greensboro, NC 27403
Tel: (336) 907-3600
Arena: The Fieldhouse at Greensboro Coliseum Complex
PR Contact: Katerina Kienle
Website: www.gsoswarm.com
NBA Affiliation: Charlotte

Iowa Energy

730 3rd Street
Des Moines, Iowa 50309
Tel: (515) 564-8550; Fax: (515) 564-8551
Arena: Wells Fargo Arena
PR Contact: Seth Nutting
Website: www.iowanba.com
NBA Affiliation: Memphis

Long Island Nets

168 39th Street, 8th Floor
Brooklyn, NY 11232
Tel: (718) 215-2299; Fax: (718) 522-3544
Arena: Barclays Center
PR Contact: Megan Walsh
Website: www.longislandnets.com
NBA Affiliation: Brooklyn

Los Angeles D-Fenders

555 North Nash Street
El Segundo, CA 90245
Tel: (310) 426-6000; Fax: (310) 426-6031
Arena: Toyota Sports Center
PR Contact: T.C. Greene
Website: www.d-fenders.com
NBA Affiliation: Los Angeles Lakers

Maine Red Claws

413 Congress Street
Portland, ME 04101
Tel: (207) 210-6655; Fax: (207) 210-6659
Arena: Portland Exposition Building
PR Contact: Evans Boston
Website: www.maineredclaws.com
NBA Affiliation: Boston

Northern Arizona Suns

3201 N. Main Street
Prescott Valley, AZ 86314
Tel: (928) 772-7867
Arena: Prescott Valley Event Center
PR Contact: Ashley Stovall
Website: www.nazsuns.com
NBA Affiliation: Phoenix

Oklahoma City Blue

208 Thunder Drive
Oklahoma City, OK 73102
Tel: (405) 208-4800; Fax: (405) 429-7900
Arena: Cox Convention Center
PR Contact: TBD
Website: www.oklahomacityblue.com
NBA Affiliation: Oklahoma City

Raptors 905

5600 Rose Cherry Place
Mississauga, ON L4Z4B6
Tel: (416) 815-5600; Fax: (416) 357-9205
Arena: Hershey Centre
PR Contact: TBD
Website: www.raptors905.com
NBA Affiliation: Toronto

Reno Bighorns

50 West Liberty Street, Suite 201
Reno, NV 89501
Tel: (775) 853-8200
Arena: Reno Event Center
PR Contact: Kyle Jones
Website: www.renobighorns.com
NBA Affiliation: Sacramento

Rio Grande Valley Vipers

4500 North 10th Street, Suite 315
McAllen, TX 78504
Tel: (956) 972-1144; Fax: (956) 972-1150
Arena: State Farm Arena
PR Contact: Anwar Chagollan
Website: www.rgvipers.com
NBA Affiliation: Houston

Salt Lake City Stars

301 West South Temple
Salt Lake City, UT 84101
Tel: (801) 325-2500
Arena: Lifetime Activities Center – Bruin Arena
PR Contact: Gina Calvert
Website: www.saltlakecity.dleague.nba.com
NBA Affiliation: Utah

Sioux Falls Skyforce

2131 South Minnesota Ave.
Sioux Falls, SD 57105
Tel: (605) 332-0605; Fax: (605) 332-2305
Arena: Sanford Pentagon
PR Contact: Matt Dykstra
Website: www.skyforceonline.com
NBA Affiliation: Miami

Texas Legends

2601 Avenue of the Stars, Suite 300
Frisco, TX 75034
Tel: (214) 469-0822; Fax: (214) 469-0823
Arena: Dr. Pepper Arena
PR Contact: Britney Wynn
Website: www.texlegends.com
NBA Affiliation: Dallas

Westchester Knicks

198 Central Ave.
White Plains, NY 10606
Tel: (914) 559-6888
Arena: Westchester County Center
PR Contact: Katie Hatch
Website: www.westchesterknicks.com
NBA Affiliation: New York

Windy City Bulls

5333 Prairie Stone Parkway
Hoffman Estates, IL 60192
Tel: (847) 396-7070
Arena: Sears Centre
PR Contact: Cedric Quackenbush
Website: www.windycitybulls.com
NBA Affiliation: Chicago



WARRIORS IN THE COMMUNITY



NBA
Cares

NBA Cares is the league's global social responsibility program that builds on the NBA's mission of addressing important social issues. NBA Cares programs and participants have provided more than 3.7 million hours of hands-on service and created more than 1,040 places where kids and families can live, learn or play in communities around the world. The NBA also engages more than 12 million youth annually, inspiring play and teaching the values of the game. NBA Cares works with internationally recognized youth-serving programs that support education, youth and family development, and health-related causes, including: Thurgood Marshall College Fund, Special Olympics, YMCA of the USA, Boys & Girls Clubs of America, UNICEF, the Make-A-Wish Foundation, Share Our Strength and GLSEN.

For more information about the NBA's latest community outreach efforts, please visit www.nba.com/cares.

WARRIORS

COMMUNITY FOUNDATION

The **Warriors Community Foundation**, the philanthropic arm of the Golden State Warriors, is committed to supporting educational equity for underserved Bay Area youth. Since its inception in 2012, the Foundation has awarded nearly \$4 million in grants to local school districts and non-profits serving at-risk and vulnerable students. The Foundation's signature program is Hoops 4 Kids (warriors.com/kids), where Warriors achievements on the court directly benefit disadvantaged children.

The Foundation also rebuilds public basketball courts around the region. To date, more than 60 courts have been refurbished locally, helping to revitalize local communities with safe and clean places for families to enjoy the game of basketball.

Finally, the Foundation donates thousands of tickets each season to schools and nonprofits that serve low-income children, helping to share the joy and excitement of Warriors home games.

The Foundation is sustained by generous contributions from Warriors owners, players, partners, and fans.



Local children take part in a basketball clinic at an unveiling ceremony of the newly refurbished courts at Willie Brown Middle School in San Francisco's Bayview district.



WARRIORS

IN THE COMMUNITY

The Warriors are committed to taking an active interest in the well-being of our community. We strive to develop life-long fans of the game of basketball through cause marketing programs and initiatives. We are dedicated to improving the quality of life for those that are underserved in our community.

GOLDEN STATE WARRIORS COMMUNITY PILLARS

EDUCATION: The Warriors educational programs and initiatives provide youth and young adults with a strong foundation to succeed in and beyond school. By focusing on literacy, STEM, college access and career readiness, the Warriors improve access to quality education for students and create greater pathways to successful careers.

HEALTH & FITNESS: The Warriors health and fitness programs inspire people to be fit, active and nurture healthy habits so they can have healthier, happier and more successful lives. By promoting physical fitness, nutrition education programs and providing access to healthy food, the Warriors improve the health and well-being of all.

CITIZENSHIP: The Warriors leverage our unique resources and assets, collaborate with local communities, and amplify their voices to direct essential resources to those in need and foster more active, engage citizens and healthy, vibrant communities.



READ TO ACHIEVE (EDUCATION)

Read to Achieve is an early literacy program designed to help young people develop a life-long love for reading. The Warriors Read to Achieve program brings the joy of reading year-round to Bay Area children through Reading Rallies, Reading Time Outs and other exciting literacy activities. This is conducted in partnership with Ross Stores, Reading Partners and local library systems. Over the course of the year, the Read to Achieve program will help to increase proficiency rates and decrease summer learning loss for over 35,000 Bay Area students.

ADDITIONAL EDUCATION PROGRAMS

- Back to School in the Bay
- Bay Area All-Star Scholarship Team
 - Bound for Better
 - Future Leaders
 - In Real Life
- Junior Leaders (Kids Run the Show)
 - Learning Without Limits
 - Math Hoops
 - My Brother's Keeper



GET FIT (HEALTH & FITNESS)

Get Fit educates Bay Area youth on the importance of physical activity and healthy eating. Instruction and activities around exercise, recess and nutrition encourage positive development and provide students with the knowledge and tools to sustain their commitment to fitness. This season the Warriors will look to engage 65,000 youth in 480,000 hours of physical activity.

ADDITIONAL HEALTH & FITNESS PROGRAMS

- Warriors Chef Academy
- Jr. NBA

SEASON OF GIVING (CITIZENSHIP)

Each year Warriors players, coaches and employees spread holiday cheer to families in underserved communities throughout the Bay Area during the months of November and December. Families receive holiday meals, gifts and the opportunity to meet their favorite players.

ADDITIONAL CITIZENSHIP PROGRAMS

- Not on Our Ground
- Go Green
- Local Warriors
- Helping Hands





WARRIORS YOUTH BASKETBALL



STEPHEN CURRY OVERNIGHT CAMP
BYU-HAWAII

Since its inception in 2000, **Warriors Basketball Camp**, powered by Under Armour, has grown to meet the needs of aspiring young players all over the Bay Area. Last season featured 61 camp sessions with nearly 6,200 youth participating. In addition to general sessions, Warriors Basketball Camp also conducts a variety of specialty sessions, including high potential camps, skill development clinics, parent/child camps, shooting and guard clinics and Future Stars sessions for ages 5-8. Warriors Basketball Camp has expanded to offer sessions at multiple Bay Area locations, including Oakland, San Francisco, San Jose, San Ramon, Danville, Napa, Newark, Larkspur, Livermore, Mill Valley, Milpitas, Oakley, Concord, Campbell, Cupertino, Walnut Creek, South San Francisco, San Mateo, Santa Cruz, Saratoga, Emeryville and Santa Rosa.



DRAYMOND GREEN OVERNIGHT CAMP
CSU MONTEREY BAY

Highlighting the Summer 2016 schedule were two overnight camps featuring Warriors All-Stars Draymond Green and Stephen Curry. Green's camp took place at CSU Monterey Bay and featured appearances and instruction from not only Green himself, but also teammates Stephen Curry and James Michael McAdoo. Curry's camp, now in its fourth year, took on a new twist in 2016 by moving locations and utilizing the beautiful facilities of BYU-Hawaii. This marked the first time Warriors Basketball Camp hosted a session outside of Northern California. The camp drew participants from all over the world, all of whom were treated to one-on-one time with the back-to-back NBA MVP. In addition to conducting lectures and participating in drills, Curry surprised campers by sharing meals with them in the dining center and making the rounds at the dorms to do some room checks.

Warriors Basketball Camp continues to be an exciting experience for youth, ages 5-17, of all skill levels and abilities, focusing on fundamental skill development and the importance of teamwork, dedication and sportsmanship. The camp also features guest appearances from current and former Warriors players and coaches. Several notable NBA figures made appearances this past year alone, including: current Warriors players Stephen Curry, Draymond Green, Ian Clark, Zaza Pachulia, Kevon Looney, James Michael McAdoo and rookie Damian Jones, along with former Warriors players Harrison Barnes, Marreese Speights, Festus Ezeli, Jim Barnett, Keleena Azubuike and Adonal Foyle; WNBA Legend and two-time Olympic Gold Medalist Ruthie Bolton; and Warriors Basketball Camp alum and former Cleveland Cavalier Will Cherry.

The **Junior Warriors Basketball League** offers a unique basketball experience for Bay Area youth, ages 5-17. Through partnerships with local youth agencies, the Warriors are able to enhance existing leagues by providing special benefits for all participants, including reversible jerseys and shorts, headbands, certificates of participation and tickets offered at a savings for Warriors home games. The league also offers a Coaches Clinic, featuring the Warriors coaching staff, for all volunteer coaches participating in the program. The season is capped off with the Junior Warriors Classic hosted at Oracle Arena prior to a Warriors home game. Over 170,000 Bay Area youth have been able to participate in the Junior Warriors Basketball League since its inception in 2000. Last season over 10,000 youth participated in the program.



JUNIOR WARRIORS CLASSIC
ORACLE ARENA

**WARRIORS 2015-16 SEASON COMMUNITY HIGHLIGHTS
#STRENGTHINNUMBERS**

• 12 MILLION MINUTES OF PHYSICAL ACTIVITY

Over 12 million minutes of physical activity and play were generated through youth who participated in all Warriors health & fitness initiatives.

• 1 MILLION LIVES IMPACTED

One million lives impacted via hospital visits, basketball camps, fan festivals, food and toy drives, health & fitness and educational events and more.

• 1.5 MILLION DOLLARS GRANTED

For the second season in a row, the Warriors Community Foundation donated more than \$1.5 million to support education and youth development. In November of 2015, the Foundation announced \$1 million in grants targeting Alameda and San Francisco Counties; in April, another \$500,000 was awarded through the season-long Hoops 4 Kids program.

• 330 COMMUNITY EVENTS

The Warriors hosted and participated in over 330 community events throughout the Bay Area since the start of the 2015-16 season.

• 1,300 CHARITIES SUPPORTED

The Warriors supported more than 1,300 charities through memorabilia, valued at \$220,000.

• 2,100 HOURS DONATED

Front Office employees have donated over 2,100 hours of community service through the Warriors Helping Hands volunteer program.





ORACLE ARENA

On October 30, 2006, the Golden State Warriors and Oracle formally announced a naming rights agreement in which the Arena in Oakland was renamed Oracle Arena. The 10-year agreement also includes additional exclusive team sponsorship elements.

Oracle Arena is the premier entertainment venue in Northern California, and the agreement provides the world's largest enterprise software company with a variety of sponsorship opportunities with the Warriors, including exterior and interior signage, VIP customer/partner hospitality and various other amenities.

Oracle Arena plays host to 41 Warriors regular-season home games each season, as well as a spectrum of other events that include concerts and other family-friendly entertainment. The venue underwent a \$140 million interior renovation in 1996 that increased basketball capacity by more than 4,000, to its current occupancy maximum of 19,596. A total of 72 luxury suites and other exclusive clubs were also added.

About Oracle: Oracle (NYSE: ORCL) is the world's largest enterprise software company. For more information, visit <http://www.oracle.com>.



PACKING WARRIORS GROUND

The Warriors enter the 2016-17 season having sold out 189 consecutive games (dating back to December 18, 2012 -- 155 regular-season and 34 postseason) which is the seventh-longest active streak in the NBA to start the season. The sellout streak also marks the team's longest since Oracle Arena was renovated prior to the 1997-98 season and the capacity was increased from 15,025 to 19,596.

The Warriors have averaged more than 18,000 fans per game for 11-straight seasons.

WARRIORS IN-ARENA PERSONALITIES



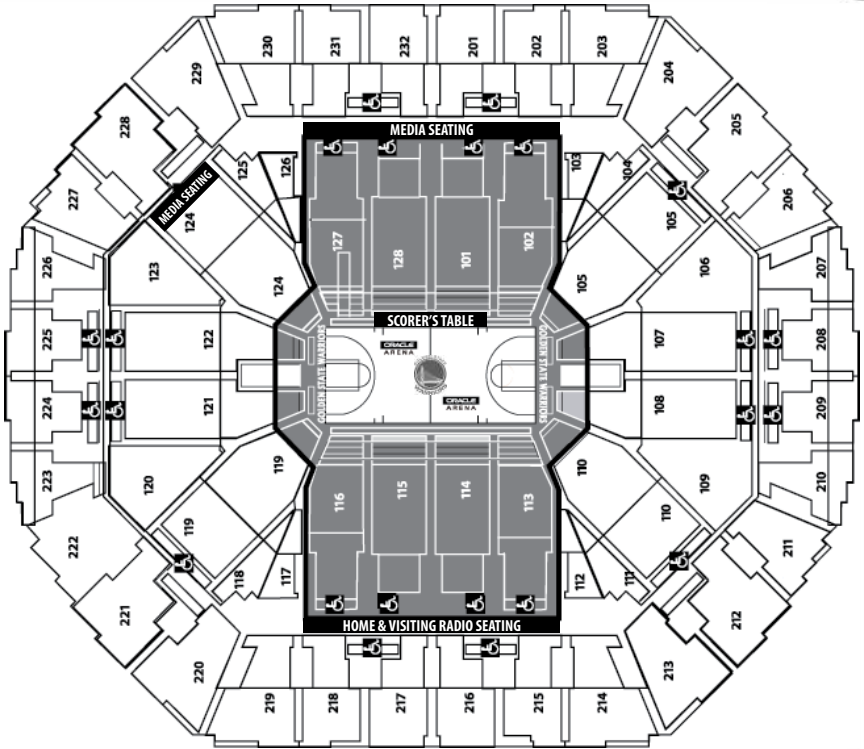
FRANCO FINN
In-Arena Host



RUBY LOPEZ
In-Arena Host



MATT HURWITZ
Public Address Announcer



Address: 7000 Coliseum Way, Oakland, California 94621

Ownership: Owned by the Oakland-Alameda County Joint Powers Authority

Operation: Operated by AEG

Oracle Arena Box Office Hours:
10:00a.m.-5:00p.m. Monday-Friday
Closed Saturday & Sunday unless there is a scheduled event

Capacity (Basketball): 19,596

Accessibility Seating: Seating for 576 patrons, with availability for all price categories

Oakland Coliseum Arena Opened: November 9, 1966

First Warriors Game: November 29, 1966 vs. Chicago

Opening of the Renovated Arena: November 8, 1997

First Warriors Game in Renovated Arena: November 8, 1997 vs. Minnesota

Date Building Became Oracle Arena: October 30, 2006

Parking: Accommodations for 10,000 cars

Acreage: Complex grounds cover 120 acres

Height: 106 feet tall with a 70 foot high glass exterior

Length: The window wall of the Arena is 1,418 feet long with 3,072 panes of glass

Suites: Two levels, 82 total suites - 64 traditional suites, 16 theater boxes & two loft suites

WARRIORS PRACTICE FACILITY



Opened in October of 1997, the Golden State Warriors Practice Facility is one of the finest training/office complexes in all of the NBA. Built atop Oakland's Convention Center Parking Garage, the two-story facility houses everything the organization needs to function on a day-to-day basis, including all of the team's training needs, as well as offices for the organization's employees.

The building has undergone a pair of major renovations in recent years, once again making the Warriors Practice Facility among the premier facilities in the NBA. In the summer of 2004, all basketball-related areas of the building underwent a complete renovation, including an expanded weight room and athletic training area, as well as upgraded locker rooms and a new players' lounge. The team's headquarters underwent another dramatic renovation in the summer of 2011 as new owners Joe Lacob and Peter Guber overhauled the office space and the public areas of the facility, giving the building a modern look and feel.

Some of the features include:

- 16,000-square feet of office space for all of the team's full-time employees, including offices for the coaching staff that overlook the court.
- 2 1/2 full-length NBA basketball courts, with 21,000 square feet of newly refurbished playing surface and eight baskets.
- A fully upgraded, state-of-the-art weight room and medical treatment room featuring a whirlpool, sauna and steam room.
- A spacious, newly renovated players' locker room.
- A brand new players' lounge with large plasma televisions.
- New, separate locker rooms for the team's players, coaches and basketball operations staff.
- Remodeled and updated working space for all the team's employees.
- Large floor-to-ceiling images in the hallway outside the gym, featuring 26 historic players and coaches from the team's history, the franchise's six retired jerseys and small replicas of the franchise's four championship banners.

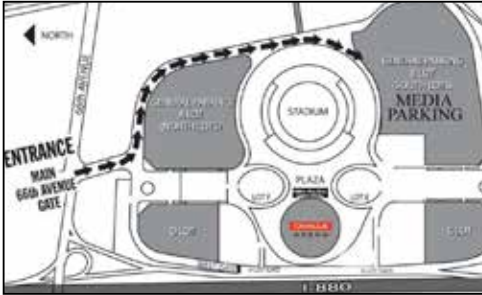


DIRECTIONS TO ARENA & PRACTICE FACILITY

DRIVING DIRECTIONS

To Oracle Arena (from San Francisco Airport): Exit airport and take US-101 North toward San Francisco for approximately 10 miles. Take I-80 East and cross the Bay Bridge. Take I-880 South towards San Jose. Take 66th Ave./Oakland Coliseum exit. Turn left to cross over the freeway and go in the first main parking entrance. Use the far left lane for media parking.

To Oracle Arena (from Oakland Airport): Exit via Airport Drive. Turn right onto Hegenberger Road. Follow Hegenberger Road for approximately two miles. Cross over the freeway and take a left at the first light. To reach the media parking entrance, follow the frontage road past Oracle Arena and parking lot to 66th Ave. Take a right on 66th Avenue and enter the parking entrance on the right. Go to the far left lane for media parking.



To Warriors Practice Facility (from San Francisco Airport): Exit airport and take 101 North toward San Francisco for approximately 10 miles. Take I-80 East and cross the Bay Bridge. Take 580/980 East exit toward Alameda/Downtown Oakland. Follow signs for 980/880 to Downtown Oakland. Take the 11th/12th Street exit. Pass through the first stop light and turn left onto 11th Street. Follow 11th Street for approximately four stop lights and enter the Oakland Convention Center Parking Garage on the right-hand side of 11th Street. Park on any level and take the Parking Garage elevator to the 5th Floor. Exit the elevator to the right and follow the long hallway to the practice court (halfway down hall) and the Warriors Executive Offices (one flight up at end of hallway).

To Warriors Practice Facility (from Oakland Airport): Exit airport via Airport Drive. Turn right onto Hegenberger Road and travel approximately two miles. Take I-880 North and travel toward Oakland. Take I-980/24 North exit toward Downtown Oakland and Walnut Creek. Take 11th/14th Street exit. Turn right at the first light and follow 11th Street for approximately four stop lights and enter the Oakland Convention Center Parking Garage on the right-hand side of 11th Street. Park on any level and take the Parking Garage elevator to the 5th Floor. Exit the elevator to the right and follow the long hallway to the practice court (half way down hall) and the Warriors Executive Offices (one flight up at end of hallway).

DIRECTIONS USING BART (BAY AREA RAPID TRANSIT)

Both Oracle Arena and the Warriors Practice Facility are located directly adjacent to BART stations. For train schedules, maps and additional information on the BART system, log onto www.bart.gov.

Oracle Arena: Exit at the Coliseum/Oakland Airport Station. Take the pedestrian overpass across the road and towards the Coliseum complex. At the end of the overpass, proceed to the left around the football/baseball stadium and continue heading west towards Oracle Arena. If you have credential already, proceed straight until you reach Parking Lot E, which is a fenced-in lot on the south side of the arena. Walk down into Parking Lot E and proceed until you reach the Media Entrance, which is located to the left as you approach the building. To reach Media Will Call for credential pick-up, head to the Oracle Arena Box Office, which is located between the arena and the stadium on the Plaza Level.

Practice Facility: Exit at the Oakland City Center/12th Street Station. Exit the station to the West and take the escalator up to 11th Street. Walk to the Oakland City Center Marriott located on the northwest corner of 11th and Broadway. Enter the Marriott hotel and proceed across the lobby and past the escalators to the Convention Center Lobby. Take the Parking Garage Elevator to the 5th Floor. Exit the elevator to the right and follow the long hallway to the practice court (halfway down hall) and the Warriors Executive Offices (one flight up at end of hallway).



CREDENTIALS: Requests for game-by-game credentials should be submitted via email to ridder@warriors.com and dmartinez@warriors.com AT LEAST 48 HOURS PRIOR to the game you wish to cover (2:00 p.m. on Friday for a Sunday or Monday game). **NO CREDENTIAL REQUESTS WILL BE HONORED ON GAME DAY.** Please make certain all requests for credentials are confirmed by the Public Relations Department prior to arriving at Oracle Arena. Credentials may be obtained three hours prior to each game at the Oracle Arena Box Office, located between the arena and the stadium on the Plaza Level. Additional Media Entrance for those with credentials is located inside parking Lot E on the south side of Oracle Arena. Credentials must be visibly worn at all times.

PHOTOGRAPHERS: Limited (and assigned) space is available on the floor in one of four quadrants. Photographers and camera operators must only sit in assigned spots, as not all floor space is available for media use. **ABSOLUTELY NO TRIPPODS ALLOWED.** Photographers must be seated, stationary within their assigned spot in the baseline media boxes at all times. Photographers are not permitted on the court at any time. Orders for strobe lights must be requested through the Warriors Public Relations Department.

Photo credentials will be issued in the same manner as other credentials, although requests should be submitted by the photo editor. It is club policy **NOT** to allow freelance photographers. Each photographer will be assigned a position by the Warriors Public Relations Department, either on the floor or in an elevated position, making it imperative that we are aware of your intentions to shoot a particular game. A photo (and seating) chart will be available in the Sam Skinner Media Room and on the back of each basket stanchion. Photographers located on the baseline will be permitted only one standard size "Domeke" bag which must be placed behind the photographer during the game. Equipment not needed during the game must be stored off-court. One additional camera can be stored directly behind the photographer.

RUBBER LENS SHADES: In order to reduce the risk of injury to players, rubber lens shades are required for all still photographers, broadcasters, news and entertainment video and film crews who are authorized to shoot NBA game action. Any additional light sources must be either removed or covered with bubble wrap.

PARKING: Members of the media who have been issued season credentials will receive a parking pass to gain entry into the Oracle Arena parking lot. Those receiving single-game credentials will receive a parking pass via email by 12:00 p.m. on the day of the game. All media must park in Parking Lot B, located on the southeast side of Oracle Arena (entrance to any other location of the parking lot will not be reserved). Entrance to the Oracle Arena parking lot for media members will be through the left-most lane of the main entrance only, located on 66th Avenue.

THE SAM SKINNER MEDIA WORKROOM: The Sam Skinner Media Workroom is named after the late, beloved and respected Bay Area media personality. This room, which is open three hours prior to each game and features comfortable and large work areas for your convenience, is located on the lower level of Oracle Arena adjacent to the Courtside Club lobby.

MEDIA SEATING: Working media members will be seated in the following areas: scorer's table (TV broadcasts only); bays atop of sections 114 & 115 across from the scorer's table (Radio broadcasts only); bays atop of sections 101, 102, 127 & 128 behind the scorer's table; and bays atop of section 124 in the corner nearest the Warriors' player tunnel. A media seating chart for each game will be posted at the media entrance, in the Sam Skinner Media Workroom, and in each of the media seating areas.

PRE AND POSTGAME INTERVIEWS: In accordance with NBA policy, both the Warriors and visiting locker rooms will be open to accredited media members for a 30 minute period beginning 75 minutes prior to each game (6:15 – 6:45 p.m. for a 7:30 game) and 10-15 minutes following the conclusion of each game. Players and coaches are available for interviews at those times, although it is recommended that any interview lasting longer than a few minutes in duration be arranged in advance through the Warriors Public Relations Department (any live television pre or postgame interviews should also be arranged in advance through the PR Department). **ONLY** working media members with valid credentials will be admitted to the locker room. No still photography or filming of video, other than recording of player interviews, is permitted in either teams' locker room. **Requesting AUTOGRAPHS OR SOUVENIR ITEMS FROM PLAYERS OR COACHES IS STRICTLY PROHIBITED AND SUBJECT TO FORFEITURE OF CREDENTIAL.**

IN-ARENA WIRELESS INTERNET: The Warriors are happy to offer free wireless internet access inside Oracle Arena. For all smart phones, tablets & laptops, choose to connect to WarriorsGround, open a web browser and when the user agreement page comes up, choose to accept the agreement.

CELL PHONE USAGE IN LOCKER ROOMS: In accordance with NBA rules, no phone calls may be conducted by media members while in either the home or visiting locker rooms. Use of cell phones for still photography is prohibited in the locker rooms at all times.

GAME NOTES, STATISTICS & STATISTICIANS: Game notes and statistics are available in the Sam Skinner Media Room three hours prior to each game. Statistics are distributed to working media following each quarter. Postgame quotes and notes are distributed as quickly as possible following the conclusion of each game. Local statisticians are available to assist visiting television and radio broadcasters, and can be arranged by contacting the Warriors Public Relations Department several days in advance. Once a request is made, the statisticians must be compensated whether or not they are used.

PRACTICE POLICY: In general, practices – which will usually be held at the team's downtown practice facility – are closed to the media, with the exception of the end portion. Players and coaches will be available for interviews with accredited media members at the conclusion of each session. Interviews lasting longer than five minutes in duration should be scheduled in advance through the Warriors Public Relations Department. Please contact a PR staff representative to confirm practice times, sites and player availability.

INTERNATIONAL MEDIA POLICY: International media interested in covering NBA regular-season games must first submit a request in writing to the NBA league office. Please do not contact the Golden State Warriors directly. All credential requests must be received at least three business days prior to the first game requested. Photo identification will be required when picking up confirmed credentials at the media entrance. Requests must be sent to the attention of Mark Fischel (mfischel@nba.com). Additional information on international media policies may be obtained by calling the NBA league office (212-407-8000).

WARRIORS PUBLIC RELATIONS DEPARTMENT

Raymond Ridder Vice President, Communications ridder@warriors.com	Dan Martinez Sr. Director, Public Relations dmartinez@warriors.com	Darryl Arata Director, Publications & Statistical Info darata@warriors.com	Brett Winkler Sr. Manager, Public Relations winkler@warriors.com	Matt de Nesnera Assistant, Public Relations mdenesnera@warriors.com
Lisa Goodwin Director, Corporate Communications lgoodwin@warriors.com		Massimo Degaudenzi Assistant, Corporate Communications mdegaudenzi@warriors.com		

GOLDEN STATE WARRIORS 2016-17 SEASON



	SUN	MON	TUE	WED	THU	FRI	SAT			
OCT 2016	2	3	4	5	6	7	8			
	9	10	11	12	13	14	15			
	16	17	18	19	20	21	22			
	23	24	SAS 7:30P ●	25	26	27	NOP 6:30P ▲	28		
	29	30	31							
	PHX 3:00P									
NOV 2016			POR 7:00P ★	2	OKC 7:30P ●	LAL 7:30P ▲	9			
	6	NOP 7:30P	8	DAL 7:30P	DEN 6:00P	11	12			
	13	14	15	TOR 5:00P ▲	16	BOS 5:00P ▲	MIL 5:30P			
	20	IND 4:00P	21	22	LAL 7:30P	23	LAL 7:30P ★	MIN 7:30P		
	27	ATL 7:30P	28	29	30					
DEC 2016					HOU 7:30P ●	2	PHX 7:30P			
	4	IND 7:30P	5	6	LAC 7:30P ▲	7	UTA 6:00P	8	9	MEM 5:00P
	11	MIN 4:00P	12	NOP 5:00P	13	14	15	16	17	POR 7:30P
	18	19	UTA 7:30P ★	20	21	BKN 4:30P	22	23	24	
	25	CLE 11:30A ■	26	27	TOR 7:30P ★	28	29	DAL 7:30P	30	31
JAN 2017	1	DEN 7:30P	2	3	POR 7:30P ▲	4	5	6	7	
	8	SAC 6:00P	9	MIA 7:30 ★	10	11	12	13	14	
	15	16	CLE 5:00P ●	17	18	OKC 7:30P	19	20	21	
	22	ORL 9:00A	23	MIA 4:30P	24	25	26	27	28	
	29	POR 6:00P ★	30	31						
FEB 2017				1	2	3	4			
	5	6	7	8	9	10	11			
	12	13	14	15	16	17	18			
	19	20	21	22	23	24	25			
	26	27	28	29						
	PHI 4:00P	WAS 4:00P ★								
MAR 2017				1	2	3	4			
	5	6	7	8	9	10	11			
	12	13	14	15	16	17	18			
	19	20	21	22	23	24	25			
	26	27	28	29	30	31				
	MEM 5:00P	OKC 5:00P ●	DAL 5:30P	SAS 6:30P ▲	HOU 7:30P					
APR 2017							1			
	2	3	4	5	6	7	8			
	9	10	11	12	13	14	15			
	16	17	18	19	20	21	22			
	23	24	25	26	27	28	29			

HOME GAMES
 ABC
 TNT
 ESPN
 NBA TV



ALL GAMES
ON THE GAME

LISTEN ON

95.7 FM

THE GAME



WARRIORS.COM / 888.GSW.HOOP